



JACKSON STATE TIGERS

2024 FOOTBALL GAME NOTES

GAME 1 at **ULM**
AUGUST 29, 2024



Malone Stadium
Monroe, La.
Season Opener

6:00 p.m. (CT)
ESPN+
JSU Sports Network

SERIES HISTORY

Overall	ULM leads 1-0
First Meeting	Sept. 18, 2021 (ULM def. JSU, 12-7)
Last Meeting	Sept. 18, 2021
Current Streak	ULM, W1

TELEVISION: ESPNU

Play-by Play	Sean Fox
Analyst	Desmund Lighten

RADIO: JSU SPORTS NETWORK

Play-by-Play	Rob Jay
Analyst	Darrell Asbury
Sideline	Jamye Horton
Producer/Announcer	Sam Brown
Enginner	Andrew Quinn
Flagship Station	WHLH 95.5 FM

SOCIAL MEDIA: #TheeI Love

X	@GoJSUTigersFB
Athletics X	@GoJSUTigers
Instagram	@GoJSUTigersFB

2024 SCHEDULE / RESULTS

Date	Opponent	Site	Time/Result
A29	at ULM	Monroe, La.	6 p.m.
S7	Lane	Jackson, Miss.	6 p.m.
S14	Southern	Jackson, Miss.	6 p.m.
S21	at Grambling State	Grambling, La.	6 p.m.
S28	at Texas Southern*	Houston, Texas	6 p.m.
O5	vs. Alabama A&M*	Mobile, Ala.	4 p.m.
O19	Florida A&M*	Jackson, Miss.	2:30 p.m.
O26	at B-CU*	Daytona Beach, Fla.	2 p.m.
N2	UAPB*	Jackson, Miss.	2 p.m.
N9	MVSU*	Jackson, Miss.	2 p.m.
N16	at Alabama State*	Montgomery, Ala.	2 p.m.
N23	at Alcorn State*	Lorman, Miss.	2 p.m.

* - SWAC game

All times listed are CST and are subject to change
All home games listed in **bold**.



JACKSON STATE

Record	0-0 Overall 0-0 SWAC
Rankings	AFCA: NR FCS Stats Perform: NR
Last Game	lost to Alcorn State, 28-24 (11/18/23)
Streak	L1
Head Coach	T.C. Taylor
Career Record	7-4 (2nd season)
Record at Jackson State	7-4 (2nd season)
Record vs. ULM	0-0

ULM

Record	0-0 Overall 0-0 Sun Belt
Rankings	AP: NR USA Today Coaches: NR
Last Game	lost to Alcorn State, 28-24 (11/18/23)
Streak	lost to Louisiana, 52-21 (11/25/24)
Head Coach	Bryant Vincent
Career Record	7-6 (2nd season)
Record at ULM	0-0 (1st season)
Record vs. Jackson State	0-0

TALE OF THE TAPE

JACKSON STATE		ULM
27.27	Points/Game	17.33
23.91	Points Allowed/Game	34.92
161.6	Rush Yards/Game	146.3
227.73	Pass Yards/ Game	174.83
389.4	Total Offense/Game	321.1
335.8	Total Defense/Game	446.8

THURSDAY STORYLINES



DEFENSIVE BACKS RETURN FOR '24

Jackson State led the nation in interceptions last season at the end of the regular season with 17, finishing fourth overall at the conclusion of the season behind North Dakota State who finished with 21 overall and finished tied with Florida A&M with 17.



OFFENSE RETURNS WEAPONS

The Tigers return several key weapons from a season ago including the top seven rushers. The team also returns quarterback Jacobian Morgan who came on in the second half of the season, along receivers Fabian McCray, Rico Powers, and Kobe Paul.



GAMECHANGER FOR THE TIGERS

Jackson State returns a player who can flip the field with a simple drop of the football in punter Matt Noll. The senior averaged 44.3 yards per game punting last season and was named to the FCS Punter of the Year Watch List and was named a preseason All-American.



collegepressbox is the official media website for Division I football. Access and download game notes, quotes, statistics, media guides, headshots, logos and more for all FBS schools, conferences, postseason games, awards and the College Football Playoff. For access, please register for an account at collegepressbox.com/register.

TIGERS IN THE NCAA RANKINGS

PLAYER	NCAA	SWAC	VALUE
JASON BROWN Passing TDs	100	10	8
ANTONIO DOYLE, JR. Sacks	182	22	0.32
JAHEEM HAZEL Blocked Kicks	9	1	2
Interceptions Per Game	6	1	0.40
JOHN HIGGINS Interceptions Per Game	116	15	0.20
TYAS MARTIN Sacks	140	15	0.36
FABIAN MCCRAY Receiving TDs	116	9	4
Receiving Yards	93	3	584
Receiving Yards Per Game	92	5	53.1
Receptions Per Game	112	5	3.7
Yards Per Receptions	106	10	14.24
SEVEN MCGEE Receiving TDs	116	9	4
DUKE MILLER Receptions Per Game	196	13	3.0
JACOBIAN MORGAN Passing TDs	81	7	10
Points Responsible For	71	4	96
Rushing TDs	83	8	6
IRV MULLIGAN Rushing TDs	124	14	5
Rushing Yards	76	6	674
MATT NOLL Punting	4	1	44.3
ISAAC PEPPERS Sacks	102	11	0.41
Tackles for Loss	58	10	1.0
Total Tackles	196	16	6.1
ISAIAH SPENCER Combined Kick Returns	181	16	117
D.J. STEVENS Receiving TDs	66	3	5
TIM STEWARD Interceptions Per Game	60	7	0.30
TRU THOMPSON Sacks	182	22	0.32
KE'VRIC WIGGINS Interceptions Per Game	106	12	0.20

SERIES HISTORY

Jackson State and ULM have played just one time in school history with the Tigers visiting Monroe back 2021 with the Warhawks winning 12-7.

TIGERS vs. THE STATE OF LOUISIANA

The Tigers have played 152 games against teams from the state of Louisiana since 1956. They have faced seven different teams over that span and have a 65-87 record. They have played games against Grambling State (27-42), ULM (0-1), Nicholls (1-1), Northwestern State (2-4), Southeastern Louisiana (2-2), Southern (33-36), and Tulane (0-1).

TIGERS NAB THREE FROM EASTERN MICHIGAN AHEAD OF SEASON

Jackson State hit the transfer portal after the 2023 season and landed three teammates from Eastern Michigan, an FBS team who played in a bowl game last season. All three are skill position players who will add to the depth of the Tigers including quarterback Cam'Ron McCoy – a two-sport athlete – who passed for 73 yards and rushed for another 73 in the bowl game against South Alabama. He was joined in the portal by running back Bryson Moss and defensive back Cameron James who played in 13 games with 45 tackles last season.

SPEAKING OF THE STATE OF MICHIGAN

The trio was not the only additions to the roster from the state of Michigan this summer with the Tigers adding former Western Michigan defensive lineman Joshua Nobles. He played in 23 games the last two seasons including 12 last season when he made 13 tackles.

TIGERS STAY BUSY IN THE MAC

Not only did Jackson State add four players from a pair of Michigan schools, but they also added defensive back Micah Cherry from Toledo to an already deep defensive backfield. They also added Jameel Gardner Jr. from Kent State to bolster a deep receiving corps. He hauled in 24 receptions for 298 yards and a touchdown last year.

FORMER SOUTHERN MISS PLAYERS LAND AT JACKSON STATE

Tyquan Henderson and Richard Mays Jr. will team up again this year, after being teammates at Southern Miss – a Sun Belt Conference school. Both receivers will figure into the mix for the Tigers with recording nine catches last season for the Golden Eagles, while Mays did not see action at Southern Miss before transferring to Co-Lin Community College.

RETURNING "HOME" THIS WEEK

Offensive lineman Evan Henry and defensive back Ke'Vric Wiggins will be making a return trip – or returning home – to Monroe for the season opener, a place where both started their collegiate careers. Wiggins played in 13 total games during his time at ULM, making 15 tackles during his sophomore season. Meanwhile, Henry was an honorable mention All-Sun Belt pick on the offensive line after playing in 10 games in 2020 when he led the offensive line in total plays (565) and pancakes (16).

MCCRAY NAMED TO HBCU+ PLAYER OF THE YEAR WATCH LIST

Fabian McCray was one of 20 players named to the inaugural Urban Edge Network HBCU+ FCS National Player of the Year Award Preseason Watch List, released by the organization on Thursday morning.

McCray hauled in 41 receptions for 584 yards and four touchdowns including a season-long 47-yard reception. He recorded a season-high eight receptions for 79 yards against Alabama State, and another seven against UAPB. McCray recorded a season-high 109 yards against Alcorn State with a pair of touchdowns. He was named Preseason All-SWAC earlier this month before being named a Preseason BOXTOROW All-American.

The award will honor the nation's best HBCU player – regardless of position – from 21 programs spread across the FCS, including in the Southwestern Athletic Conference and Mid-Eastern Athletic Conference.

STATISTICAL MATCHUP: JACKSON STATE vs. ULM

CATEGORY	NCAA	CONF	VALUE	NCAA	CONF	VALUE
Scoring Offense	46	4	27.3	124	13	17.3
Total Offense	32	1	389.5	110	13	320.9
Rushing Offense	35	3	161.9	80	11	146.1
Passing Offense	40	2	227.6	112	13	174.8
Passing Efficiency	35	2	139.74	119	13	109.20
Time of Possession	21	2	31:35	123	11	27:13
Scoring Defense	35	3	23.9	122	12	34.9
Total Defense	37	4	338.2	126	13	445.8
Rushing Defense	54	7	149.5	101	10	170.9
Passing Defense	29	4	188.7	122	12	274.9
Passing Efficiency Defense	17	3	115.75	123	12	152.27
QB Sacks Per Game	27	4	2.45	74	9	2.00
Tackles for Loss	40	8	5.9	38	8	6.1
Net Punting	116	10	31.64	84	5	37.98
Punt Returns	54	9	8.00	55	5	9.38
Kickoff Returns	118	12	15.32	116	11	17.00
Turnover Margin	9	2	0.82	54	9	0.08

JACKSON STATE

ULM

A national panel of voters will select the winner after the regular season. The recipient will be announced on Dec. 9 and invited to the Stats Perform FCS National Awards Banquet on Jan. 5 in Frisco, Texas.

MCDANIEL NAMED TO A TRIO OF WATCH LISTS THIS PRESEASON

Transfer defensive back Robert McDaniel found his way on to a pair of Watch Lists entering the season after returning to the Tigers. He was on the team previously before landing at Alcorn State and returning this year to be named to the Aeneas Williams Preseason Watch List and the East-West Shrine 1000 – recognizing the top 1000 seniors heading into the season.

McDaniel totaled 30 tackles for the Braves as a defensive back in 2023 with 21 solo stops. He also recorded a pair of tackles for loss. McDaniel accounted for six turnovers last season causing three fumbles and was among the league leaders with three interceptions. He also recorded five pass breakups.

He was added to the Senior Bowl Watch List just eight days before the season opener against ULM.

WASHINGTON NAMED TO AENEAS WILLIAMS AWARD WATCH LIST

B.J. Washington joined Robert McDaniel on the Aeneas Williams Preseason Watch List after a season when he recorded 25 total tackles including 19 solo stops. He also recorded four tackles for loss and a pair of pass breakups, while he also forced a fumble and recorded three interceptions. He recorded multiple tackles in six games.

The Aeneas Williams Award is presented by the Chickasaw Nation and awarded to the best defensive back in Historically Black Colleges and Universities (HBCU) Division I college football based on performance on the field, athletic ability and character.

NOLL NAMED TO FCS PUNTER OF THE YEAR WATCH LIST

Matt Noll was one of 13 student-athletes named to the FCS Punter of the Year Award Preseason Watch List, released by the Augusta Sports Council.

Noll finished the year recording 34 punts for 1,507 yards. He averaged 44.3 yards per punt and recorded a season-high 65-yard punt. He ended the season with three touchbacks and a pair of fair catches. He has earned Preseason All-Conference honors from the Southwestern Athletic Conference (SWAC) and has been named to two All-American teams this month.

The list was compiled based on the 2023 FCS Punter of the Year Watch List, the 2023 All-Conference teams, and the 2023 All-American teams. The FCS Punter of the Year Award will be determined by the FCS Punter of the Year Award national voting body which consists of FCS sports information directors and national sports writers.

This year's list consists of Noll, Austin Trusler (Richmond),

Brendan Hall (Montana State), Caleb Brickhouse (North Carolina A&M), Clayton Taylor (Stony Brook), Grant Burkett (Missouri State), Kaedin Steindorf (North Dakota State), Logan Leftrick (Southeast Missouri State), Luke Schabel (Monmouth), Shane Messenger (Morgan State), Shelby Pruett (Colgate), Trey Wilhoit (Florida A&M), and Will Lynch (LIU).

MORE AWARDS FOR NOLL

Noll continued to bring in preseason honors after he was named a First Team FCS Football Central All-American as punter, a First Team All-SWAC selection, a BOXTOROW Preseason All-American, and a PhilSteele All-SWAC pick. He was joined on the BOXTOROW All-American team by Evan Henry and Fabian McCray.

FIVE NAMED PRESEASON ALL-SWAC ON VOTE BY COACHES AND SIDS

Five players including McCray and Noll were named Preseason All-SWAC on a vote of the league's head coaches and communications professionals. Evan Henry returns as a First Team selection after earning Second Team honors last season after helping the offense average 161.6 yards per game running 227.7 yards passing. He helped amass 389.4 yards per game offensively.

He was joined on the first team by McCray and Noll. Meanwhile, defensive lineman Jeremiah Williams who finished the season with 45 tackles including 20 solo stops. He also finished the season with 5.5 tackles for loss and three sacks (against Southern, Mississippi Valley State, and UAPB). He recorded a tackle in all 11 games last season.

He was joined on the Second Team by defensive back Esaias Guthrie who finished the season with 52 tackles including 34 solo stops. He recorded a season-high 10 tackles against Texas Southern and eight against Texas State. Guthrie finished with multiple tackles in 10 of the 11 games last season.

EIGHT NAMED PRESEASON ALL-SWAC BY PHIL STEELE

Eight players including the five named preseason All-SWAC were named Phil Steele All-SWAC prior to the season. Irv Mulligan was named First Team after he finished the year with 674 yards on 122 carries in eight games including five games. He averaged 5.5 yards per carry and averaged 84.3 yards per game. He also caught five passes for 42 yards last season. Mulligan recorded three 100-plus yard games including a season-high 174 yards on 21 carries against Bethune-Cookman. He also ran for 115 yards against Alabama A&M and another 110 against South Carolina State. He was joined by Kirk Ford and Robert McDaniel who were named third team. Ford helped the offense average 161.6 yards per game running 227.7 yards passing. He helped amass 389.4 yards per game last season.

DENT INDUCTED INTO BLACK COLLEGE FOOTBALL HALL OF FAME

Kevin Dent was named to the Black College Football Hall of



All-Time vs. ULM

ULM leads 1-0 | Current Streak: ULM - W1

Sept. 18, 2021

Monroe, La.

L, 7-12



NFL Hall of Fame

Lem Barney, Class of 1992

Walter Payton, Class of 1993

Jackie Slater, Class of 2001

Robert Brazile, Class of 2018



BCHOF Members

Kevin Dent

W. C. Gorden

John Merritt

Walter Payton

Willie Richardson

Robert Brazile



All-Time Postseason

Year	Round/Bowl	Opponent (score)
1971	Azalea Bowl	Alabama A&M (W, 40-21)
1978	Semifinals	Florida A&M (L, 10-15)
1981	Quarterfinals	Boise State (L, 7-19)
1982	First Round	Eastern Illinois (L, 13-16)
1985	First Round	Georgia Southern (L, 0-27)
1986	First Round	Tennessee State (L, 23-32)
1987	First Round	Arkansas State (L, 32-35)
1988	First Round	Stephen F. Austin (L, 0-24)
1989	First Round	Montana (L, 7-48)
1990	First Round	Middle Tennessee (L, 7-28)
1995	First Round	Marshall (L, 8-38)
1996	First Round	William & Mary (L, 6-45)
1997	First Round	Western Illinois (L, 24-31)
2021	Celebration Bowl	South Carolina State (L, 10-31)
2022	Celebration Bowl	North Carolina Central (L, 34-41)

TIGERS IN THE SWAC

	RANK	VALUE
3rd Down Conversions	3	0.384
3rd Down Conversion Pct Defense	4	0.340
4td Down Conversions	1	0.722
4th Down Conversion Pct Defense	8	0.591
Blocked Kicks	2	4
Blocked Kicks Allowed	1	1
Blocked Punts	1	1
Blocked Punts Allowed	1	0
Completion Percentage	2	0.651
Defensive TDs	6	1
Fewest Penalties	8	82
Fewest Penalties per Game	8	7.45
Fewest Penalty Yards	8	730
Fewest Penalty Yards per Game	8	66.36
First Downs Defense	5	199
First Downs Offense	2	229
Fumbles Lost	7	9
Fumbles Recovered	11	5
Kickoff Return Defense	11	22.34
Kickoff Returns	12	15.32
Net Punting	10	31.64
Passes Had Intercepted	1	4
Passes Intercepted	1	17
Passing Offense	2	227.6
Passing Yards Allowed	4	188.7
Passing Yards per Completion	9	10.57
Punt Return Defense	11	17.38
Punt Returns	9	8.00
Red Zone Defense	3	0.730
Red Zone Offense	8	0.744
Rushing Defense	7	149.5
Rushing Offense	3	161.9
Sacks Allowed	8	2.45
Scoring Defense	5	23.9
Scoring Offense	4	27.3
Tackles for Loss Allowed	9	7.38
Team Passing Efficiency	2	139.74
Team Passing Efficiency Defense	3	115.75
Team Sacks	4	2.45
Team Tackles for Loss	8	5.9
Time of Possession	2	31.35
Total Defense	4	338.2
Total Offense	1	389.5
Turnover Margin	2	0.82
Turnovers Gained	4	22
Turnovers Lost	1	13
Winning Percentage	2	0.636

Fame earlier this season and is the only Jackson State player in school history to be named a three-time All-American, and was also a two-time Southwestern Athletic Conference (SWAC) Defensive Player of the Year. He finished his career with 21 interceptions and during his sophomore season tied for the nation's lead with 10 interceptions – including returning a pair for touchdowns. Dent also helped the Tigers win 27 of 28 conference games.

Following his collegiate career, he was signed as an NFL free agent before playing in the World Football League and the Arena Football League.

He was inducted into the College Football Hall of Fame in 2006.

JIMMY SMITH INDUCTED INTO STATE HALL OF FAME

Jimmy Smith was inducted into the Mississippi Sports Hall of Fame this past summer. Smith, who moved to Jackson at a young age, attended Callaway High School and played his collegiate career as a wide receiver for Jackson State. Smith was drafted as the No. 36 overall pick by the Dallas Cowboys in 1992, where he won two Super Bowls. He had a stint with the Philadelphia Eagles and was later picked up by the Jacksonville Jaguars, being selected for five Pro Bowls upon finishing his 12-year career in 2005.

50 YEARS SINCE WALTER PAYTON'S FINAL SEASON AT JACKSON STATE

Walter Payton played his last game at Jackson State in 1975 after setting several records along the way. He set an NCAA scoring record with 464 points, while also leading the nation in scoring with 160 points (1973). Payton holds 9 Jackson State records including most career rushing yards of 3,563, while earning All-American honors.

THE VET ... 75 YEARS IN THE MAKING

Constructed in 1950, War Veterans Memorial Stadium (its original name) was built as a 21,000-seat municipal stadium, with many different schools using the stadium as an alternate or neutral site.

On December 9, 1950, the first-ever game in the new stadium featured a matchup between the Holmes Junior College Bulldogs and the Kilgore College Rangers. In front of a crowd of 18,000, Holmes JC got dominated by the Rangers 32-13. While that was a junior college game, the stadium would host its first Division-I game on November 22, 1952, when the Louisville Cardinals traveled to face the Mississippi Southern Southerners (Southern Miss Golden Eagles today.) The 8-1 Southerners thumped the 3-4 Cardinals 55-26.

Ole Miss would hold their first game in the stadium the following year, when the Rebels beat the Chattanooga Mocs (Mockingbirds) by a score of 39-6. Halloween day of the same year saw Mississippi State host their first game when they were beat 27-20 by the Texas Tech Red Raiders.

Jackson State played its first game at the stadium in 1967 when they took on fellow SWAC member Grambling State

in front of 20,000 fans. JSU left the stadium with a win and a future with the stadium; in just a few short years, the stadium would become the home of the JSU Tigers football team.

By the 1980s, Southern Miss and Mississippi State returned to their home fields, while Ole Miss waited until 1996 to make their final move back home. In 1996, Jackson State was able to claim the stadium all to themselves, as well as occasional SWAC Championships and MHSAA Football Championships.

MARTIN AND MULLIGAN RETURN AFTER INJURIES IN 2023

Jackson State returns its top two running backs from a season ago, a season that both were injured in and missed significant time for the Tigers.

Irv Mulligan returns after a season in which he was headed to all-conference honors before his injury. He finished the season with 674 yards on 122 carries including five touchdowns, and he also averaged 5.5 yards per carry and recorded a season-best rush of 66 yards. He also caught five passes for 42 yards. Mulligan finished with a season-high 174 yards on 21 carries with one touchdown against Bethune-Cookman (Sept. 23), and also finished with 115 yards on 23 carries against Alabama A&M (Oct. 14).

The Tigers also return J.D. Martin to give them more experience in the backfield. He played in just four games and ran the ball 31 times for 204 yards. He recorded a season-long 36 yard rush and averaged 6.6 yards per carry. Martin also hauled in six passes for 66 yards

QUINN PROMOTED TO DEFENSIVE COORDINATOR

Torenzo Quinn was elevated to the defensive coordinator position, just one year after being brought in as the defensive backs coach. Last season, he helped lead the nation in interceptions at the end of regular season with 17. The Tigers also only allowed 187.6 yards passing per game. He is no stranger to running a defense as he served as Assistant Head Coach and Passing Game Coordinator at UAPB.

While at UAPB, he guided the emergence of Shawn Steele into one of the SWAC's top defensive backs. In 2019, Steele was tied for sixth in the SWAC in interceptions (three) and tied for the league lead in pass breakups with 18. Also, in 2019, Blake Conner led the team in both solo tackles (43) and total tackles (77) while also recording two interceptions and two forced fumbles.

T.C. TAYLOR WILL CALL PLAYS THIS SEASON FOR JACKSON STATE

Head coach T.C. Taylor will be in a place he is comfortable in this season, calling plays for the Tigers. And he is no stranger to doing so, having done it at multiple stops along the way including at North Carolina Central.

At NCCU, Taylor helped guide the Eagles to three MEAC championships (2014, 2015, 2016), and in 2016 went

unbeaten in conference play and qualified for the Air Force Reserve Celebration Bowl. In 2016 and under Taylor's guidance, NCCU set a record for total offense in a single season (4,614). Also, in 2014, Taylor's unit set a program record for passes completed in a season (227).

From 2014 to 2018, Taylor coached 28 All-MEAC offensive players and five All-Americans. In 2016 and under Taylor's tutoring, Malcolm Bell was a finalist for the 2016 Black College Football Player of the Year. Bell was also a three-time All-MEAC quarterback (2014, 2015, 2016) and set the program record for total offense (7,844 yards) and career completion percentage (56.6 percent) and was second in passing yards (6,340).

NEW ADDITIONS TO STAFF THIS YEAR INCLUDING FORMER JSU PLAYERS

The coaching staff will have a different look to it this year with several new faces coming to the Tigers, including a few former players returning home.

Joining the staff this year for the first time including Manny Ramirez (offensive line), Eric Gallon (running backs), Vincent Marshall (wide receivers), Chris Orr (linebackers), Kali James (defensive line), and Javancy Jones (special teams coordinator).

Ramirez comes to the Tigers from Texas Southern where he coached for two years and has experience at all levels of football including a nine-year NFL playing career. James comes to the Tigers from Florida where he served as a defensive line assistant after an award-winning career at Tuskegee.

Orr comes from Baylor where he served as a defensive assistant after playing at Wisconsin and finishing with 187 tackles. Marshall comes from Norfolk State after playing at Houston in the early 2000s and graduated as the school's all-time leading receiver. Gallon comes back to Jackson State after a brief stint with North Carolina A&T, and played collegiately at Kansas State.

Meanwhile, Jones - a former All-American at Jackson State - returns to his alma mater as the special teams coordinator and outside linebackers coach.

JACKSON STATE IN SEASON OPENERS

Since 1956, Jackson State has recorded 47 wins in the season opener, putting together a 47-24-4 record over that span. The Tigers have won their last four season openers dating back to the Spring of 2021 after dropping five consecutive openers from 2015 to 2019.

TIGERS AGAINST THE FBS ALL-TIME SINCE 1956

Jackson State has played 16 games against teams that are currently in the Football Bowl Subdivision (FBS). However, the Tigers have played 10 games against teams that were currently at the FBS level when the game was played:

Middle Tennessee (2015) lost 70-14

South Alabama (2018) lost 37-14
Southern Miss (1987) lost 17-7
Southern Miss (2002) lost 55-7
Southern Miss (2018) lost 55-7
TCU (2017) lost 63-0
Texas State (2003) lost 77-34
Tulane (2013) lost 34-7
ULM (2021) lost 12-7
UNLV (2016) lost 63-16

They have also played six games against teams that are currently FBS level opponents, but were FCS when they game was played:

Arkansas State (1987) lost 35-32
Boise State (1981) lost 19-7
Georgia Southern (1985) lost 27-0
Marshall (1995) lost 38-3
Middle Tennessee (1990) lost 28-7
UNLV (1975) lost 63-16

GRADUATES PLAYING IN 2023 FOR JACKSON STATE

Jackson State has 23 graduates on its roster heading into the 2023 season. That list consists of:

John Brown, DL, Jackson (Miss.)
Austin Edmonds, LB, Wilmington (Del.)
Kirk Ford Jr., OL, Keller (Texas)
Esaias Guthrie, DB, Wilmington (Del.)
Evan Henry, OL, Dallas (Texas)
Josh Higgins, DB, Fresno (Calif.)
Derrell Holston, DB, Stone Mountain (Ga.)
Javarian Jenkins, LB, Hattiesburg (Miss.)
Daved Jones Jr., LB, Cincinnati (Ohio)
J.D. Martin, RB, Wetumpka (Ala.)
Fabian McCray, WR, Chicago (Ill.)
Robert McDaniel, DB, Jackson (Miss.)
Jacobian Morgan, QB, Canton (Miss.)
Irv Mulligan, RB, Beaufort (S.C.)
Matt Noll, P, Robesonia (Pa.)
Anthony Petty, DB, Wiggins (Miss.)
Javion Posey, WR, Greenville (Ala.)
Athen Smith, DL, Lexa (Ark.)
Tru Thompson, DL, Grayson (Ga.)
Allen Walker, LB, Alpharetta (Ga.)
Jaeden Ward, LB, Wallis (Texas)
Phillip Webb, DL, Atlanta (Ga.)
Ke'Vric Wiggins Jr., DB, Houston (Texas)

LEWISVILLE, TEXAS - WHO WOULD HAVE GUESSED IT

Jackson State has four players on its team from the same high school - in the state of Texas. Former high school teammates Quaveon Davis, Xavion Davis, Devin Love, and Ethan Terrell will all suit up for the Tigers after playing at Lewisville High School.

YOUNG STAFF IN 2024

Jackson State has one of arguably the youngest staffs in the country with an average age of 32.5 years old. The Tigers have 10 coaches on staff that are under the age of 30, while head coach T.C. Taylor is only 45 years old in his second season with Jackson State.

2024 PRESEASON HONORS

KIRK FORD JR.

Third Team Phil Steele All-SWAC

ESAIAS GUTHRIE

Second Team All-SWAC

Second Team Phil Steele All-SWAC

EVAN HENRY

BOXTOROW Preseason All-American

First Team All-SWAC

First Team Phil Steele All-SWAC

FABIAN McCRAY

HBCU+ Player of the Year Watch List

BOXTOROW Preseason All-American

First Team All-SWAC

First Team Phil Steele All-SWAC

ROBERT McDANIEL

Aeneas Williams Watch List

Senior Bowl Watch List

Third Team Phil Steele All-SWAC

IRV MULLIGAN

First Team Phil Steele All-SWAC

MATT NOLL

FCS Punter of the Year Watch List

FCS Central Preseason All-American

BOXTOROW Preseason All-American

First Team All-SWAC

First Team Phil Steele All-SWAC

B.J. WASHINGTON

Aeneas Williams Watch List

JEREMIAH WILLIAMS

Second Team Phil Steele All-SWAC



JACOBIAN MORGAN NAMED STARTING QUARTERBACK FOR OPENER

Last season at Jackson State: Played in six games... Completed 83-of-123 passes for 842 yards... Finished with 10 touchdowns and one interception... Recorded a season-long pass of 70 yards... Averaged 140.3 yards per game passing... Ran the ball 56 times for 150 yards and six touchdowns... Averaged 2.7 yards per carry... Ran for a season-long 32 yards on one play... Averaged 25.0 yards per game on the ground... Finished with a career-high 373 yards on 26-of-36 passing with five touchdowns and an interception against UAPB (Oct. 28)... Threw for 183 yards on 25-of-34 passing against Texas Southern (Nov. 4)... Passed for 151 yards against Alcorn State (Nov. 18) and 141 against Mississippi Valley State (Oct 21)... Threw for three touchdowns against Alcorn State (Nov. 18)... Ran for a season-high 107 yards on 14 carries against Mississippi Valley State (Oct. 21).

Before Jackson State: Started at quarterback as a true freshman for portions of the 2020 season at Syracuse... Seventh true freshman in Syracuse history to start a game at quarterback... Appeared in six collegiate games, completing 32-of-50 passes (64 pct) for 285 yards, with two touchdowns and two interceptions... Did not appear in any games in 2022... Appeared in two games as a reserve QB, completing the only pass he attempted in 2021... Made his season debut vs. UAlbany (Sept. 18)... Completed his lone pass attempt for three yards at NC State (Nov. 20)... Played in four games with two starts at quarterback in 2020... Became just the seventh true freshman in program history to start a game at quarterback... Completed 31-of-49 passes on the season for 285 yards and two touchdowns... Made his collegiate debut in relief at Clemson (Oct. 24) and did not record any statistics... Completed all-seven of his passing attempts and led a late touchdown drive in his second career game against Wake Forest (Oct. 31)... Made his first collegiate start against Boston College (Nov. 7), completing 19-of-30 passes for 188 yards and a touchdown... Completed 5-of-12 passes at Louisville before leaving the game due to injury... Member of the SU Athletic Director's Honor Roll in the spring semester.

2020 (at SU)	CMP	ATT	INT	YDS	TD	LG	PCT	Sacked	Eff.
Clemson	0	0	0	0	0	0	0.0	-	-
Wake Forest	7	7	0	57	1	31	100.0	-	-
Boston College	19	30	1	188	1	31	63.3	-	-
Louisville	5	12	1	40	0	20	41.7	-	-
	31	49	2	285	2	31	63.2		

2021 (at SU)	CMP	ATT	INT	YDS	TD	LG	PCT	Sacked	Eff.
Albany	0	0	0	0	0	0	0.0	-	-
NC State	1	1	0	3	0	3	100.0	-	-
	1	1	0	3	0	3	100.0		

2023	CMP	ATT	INT	YDS	TD	LG	PCT	Sacked	Eff.
Alabama State	1	1	0	-6	0	0	100.0	0-0	49.6
MVSU	20	36	0	141	1	33	55.6	0-0	97.6
UAPB	26	36	1	373	5	70	72.2	4-21	199.6
Texas Southern	25	34	0	182	1	37	73.5	4-24	128.2
Alcorn State	11	16	0	151	3	46	68.8	1-9	209.9
	83	123	1	842	10	70	67.4	9-54	140.3

TIGERS IN THE NCAA (2023)

	RANK	VALUE
3rd Down Conversions	57	0.384
3rd Down Conversion Pct Defense	26	0.340
4th Down Conversions	5	0.722
4th Down Conversion Pct Defense	89	0.591
Blocked Kicks	11	4
Blocked Kicks Allowed	20	1
Blocked Punts	18	0
Blocked Punts Allowed	1	0
Completion Percentage	18	0.651
Defensive TDs	54	1
Fewest Penalties	102	82
Fewest Penalties per Game	108	7.45
Fewest Penalty Yards	104	730
Fewest Penalty Yards per Game	108	66.36
First Downs Defense	32	199
First Downs Offense	42	229
Fumbles Lost	88	9
Fumbles Recovered	79	5
Kickoff Return Defense	100	22.34
Kickoff Returns	118	15.32
Net Punting	116	31.64
Passes Had Intercepted	3	4
Passes Intercepted	4	17
Passing Offense	40	227.6
Passing Yards Allowed	29	188.7
Passing Yards per Completion	96	10.57
Punt Return Defense	117	17.38
Punt Returns	54	8.00
Red Zone Defense	12	0.730
Red Zone Offense	90	0.744
Rushing Defense	54	149.5
Rushing Offense	35	161.9
Sacks Allowed	82	2.45
Scoring Defense	35	23.9
Scoring Offense	46	27.3
Tackles for Loss Allowed	112	7.38
Team Passing Efficiency Defense	35	139.74
Team Passing Efficiency Defense	17	115.75
Team Sacks	27	2.45
Team Tackles for Loss	40	5.9
Time of Possession	21	31.35
Total Defense	37	338.2
Total Offense	32	389.5
Turnover Margin	9	0.82
Turnovers Gained	18	22
Turnovers Lost	30	13
Winning Percentage	23	0.636

RECORD BREAKDOWN

	2024	SWAC
Overall	-	-
vs. Sun Belt	-	-
vs. Non-Conference	-	-
at Hancock Whitney	-	-
in Away Game	-	-
at Neutral Sites	-	-
Day Games	-	-
Night Games (6 p.m. start or later)	-	-
vs. Top 25 Teams	-	-
vs. Top 10 Teams	-	-
vs. Top 5 Teams	-	-
vs. Top-Ranked Teams	-	-
TV Games	-	-
on SEC Network	-	-
on ESPN2	-	-
on ESPN3	-	-
on ESPN+	-	-
on ESPNU	-	-
on NFL Network	-	-
on Pac-12 Network	-	-
Scoring First	-	-
Opponents Score First	-	-
Leading at Halftime	-	-
Trailing at Halftime	-	-
Tied at Halftime	-	-
Leading after Third Quarter	-	-
Trailing after Third Quarter	-	-
Tied after Third Quarter	-	-
Overtime Games	-	-
Scoring less than 20 points	-	-
Scoring 20-29 points	-	-
Scoring 30-39 points	-	-
Scoring 40-49 points	-	-
Scoring 50+ points	-	-
Allowing less than 20 points	-	-
Allowing 20-29 points	-	-
Allowing 30-39 points	-	-
Allowing 40-49 points	-	-
Allowing 50+ points	-	-
Totaling 300-399 yards of total offense	-	-
Totaling 400-499 yards of total offense	-	-
Totaling 500-599 yards of total offense	-	-
Totaling 600-plus yards of total offense	-	-
Rushing for less than 100 yards	-	-
Rushing for 150-plus yards	-	-
Passing for less than 300 yards	-	-
Passing for 300-399 yards	-	-
Passing for 400-499 yards	-	-
Passing for 500-plus yards	-	-
Allowing less than 100 yards rushing	-	-
Allowing 100-199 yards rushing	-	-
Allowing 200-plus yards rushing	-	-
Allowing less than 200 yards passing	-	-
Allowing 200-299 yards passing	-	-
Allowing 300-399 yards passing	-	-
Allowing 400-plus yards passing	-	-
Allowing less than 300 yards total offense	-	-
Allowing 300-399 yards of total offense	-	-
Allowing 400-499 yards of total offense	-	-
Allowing 500-plus yards of total offense	-	-
Having no turnovers	-	-
Forcing no turnovers	-	-
Leading turnover margin	-	-
Trailing turnover margin	-	-
Tied in turnover margin	-	-
Having < 2 takeaways	-	-
Having 2 or more takeaways	-	-
Leading in time of possession	-	-
When trailing in time of possessions	-	-

OPPONENT BREAKDOWN



ULM
WARHAWKS
0-0, 0-0 SUN BELT



BRYANT
VINCENT
FIRST SEASON

LAST MEETING

ULM OUTLASTS JACKSON STATE AT HOME

Sept. 19, 2021 | Monroe, La. | Monroe Stadium

On a night where man-handling defenses ruled the field, a pivotal play by ULM linebacker Zack Woodard was a fitting exclamation point.

Woodard's interception at the ULM 31 with 5:24 remaining in the game helped the Warhawks escape with a 12-7 win at Malone Stadium.

With a crowd of 21,720 attending ULM's home opener, the Warhawks collected their first win since beating Coastal Carolina on Nov. 23, 2019 at Malone Stadium.

Calum Sutherland kicked a career-high four field goals – including a 49-yarder after the takeaway with 2:24 in the game. The Warhawks improved to 1-1 under first-year coach Terry Bowden.

Woodard's interception off Jackson State quarterback Shedeur Sanders and 23-yard return to the JSU 46 came on the first play of a drive that began at the ULM 45. The Warhawks were clinging to a 9-7 lead.

ULM picked up 14 yards on five plays for Sutherland to add another field goal to his tally and give the Warhawks their margin of victory.

The defense would need a final stop to preserve victory. After Sutherland missed a 42-yard field goal, JSU had one last drive but time ran out on Coach Deion Sanders' upset bid.

ULM defenders forced three turnovers and limited JSU (2-1) to 269 total yards with just 26 rushing.

The Warhawks managed 250 yards total offense. Starting quarterback Rhett Rodriguez completed 16-of-29 attempts for 150 yards. Chandler Rogers came on in relief and directed the final two scoring drives.

The Warhawks showed how the game would be played from the start.

ULM's defense forced a turnover on downs to halt JSU's opening drive with a fourth-and-2 stop at the ULM 43. Woodard and Traveion Webster combined to stuff running back Peyton Pickett 1-yard short.

The Warhawks capitalized with a 10-play, 45-yard drive kept alive by Boogie Knight's 20-yard reception from Rodriguez. Calum Sutherland's 29-yard field goal gave ULM a 3-0 lead with 9:17 left in the first quarter.

Jackson State took a 7-3 lead with 6:03 left in the second quarter with a four-play, 50-yard scoring drive. Quarterback Shedeur Sanders tossed a 24-yard touchdown pass to Josh Lanier to finish a series that saw ULM safety Nick Roberts ejected after a targeting call.

ULM ventured to the JSU 26 with 2:20 left in the half before facing fourth-and-5. Rodriguez misfired under intense pressure and the Warhawks turned the ball over on downs.

Driving near the end of the half, JSU went for it on fourth-and-8 at the ULM 36, but Ty Shelby sacked Sanders on the play.

Bowden left the field admiring both defenses while searching for a spark from the ULM offense, which gained 146 yards on 39 plays in the half. Facing heavy pressure, Rodriguez hit 12-of-21 passes for 119 yards through two quarters while the running game netted just 27 yards on 16 attempts.

Not even a pivotal play by the defense could awake the slumbering offense. Keilos Swinney forced a Lanier fumble and Adam Sparks recovered at the JSU 49 with 10:02 to go in the third quarter. But after ULM's first takeaway, the Warhawks responded with a deflating three-and-out series that actually lost yardage.

Another defensive stand and a short JSU punt, finally led to more points for the home team. The Warhawks created a scoring opportunity with a six-play, 27-yard drive that allowed Sutherland to kick a 45-yard field goal with 3:12 left in the third quarter, narrowing the margin to 7-6.

Rogers and a more fruitful running game delivered a go-ahead drive that covered 55 yards in 11 plays, and Sutherland's 42-yard field goal gave ULM a 9-7 lead with 11:37 left in the game. The Warhawks gained 40 yards on the ground, including a 14-yard run by Andrew Henry down to the JSU 30.

BOX SCORE

SCORING SUMMARY

JACKSON STATE	0	7	0	0	-	7
ULM	3	0	3	6	-	12

STATISTICAL LEADERS

RUSHING: JSU - Pickett 5-10, Sanders 3-5. ULM - Henry 9-59, Roach 10-29.

PASSING: JSU - Sanders 28-41-1-259. ULM - Rodriguez 16-29-0-150.

RECEIVING: JSU - Newman 10-69, Lanier 7-72. ULM - Knight 6-78,

SOUTHWESTERN ATHLETIC CONFERENCE

STANDINGS

Eastern Division

	SWAC	Pct.	GB	Division	Overall	Pct.	Home	Away	Neutral	L10	Streak
Florida A&M	0-0	.000	-	0-0	1-0	1.000	0-0	0-0	1-0	1-0	W1
Alabama A&M	0-0	.000	-	0-0	0-0	.000	0-0	0-0	0-0	-	-
Alabama State	0-0	.000	-	0-0	0-0	.000	0-0	0-0	0-0	-	-
Bethune-Cookman	0-0	.000	-	0-0	0-0	.000	0-0	0-0	0-0	-	-
Jackson State	0-0	.000	-	0-0	0-0	.000	0-0	0-0	0-0	-	-
Mississippi Valley St.	0-0	.000	-	0-0	0-0	.000	0-0	0-0	0-0	-	-

Western Division

	SWAC	Pct.	GB	Division	Overall	Pct.	Home	Away	Neutral	L10	Streak
Alcorn State	0-0	.000	-	0-0	0-0	.000	0-0	0-0	0-0	-	-
Grambling State	0-0	.000	-	0-0	0-0	.000	0-0	0-0	0-0	-	-
Prairie View A&M	0-0	.000	-	0-0	0-0	.000	0-0	0-0	0-0	-	-
Southern	0-0	.000	-	0-0	0-0	.000	0-0	0-0	0-0	-	-
Texas Southern	0-0	.000	-	0-0	0-0	.000	0-0	0-0	0-0	-	-
UAPB	0-0	.000	-	0-0	0-0	.000	0-0	0-0	0-0	-	-

SCHEDULE / RESULTS

all times central

SATURDAY, AUGUST 24

Florida A&M def. Norfolk State (Atlanta, Ga.), 24-23

THURSDAY, AUGUST 29

Jackson State at ULM 6 p.m.
 UAPB vs. Arkansas (Little Rock, Ark.) 6:30 p.m.
 Alcorn State at UAB 7 p.m.

SATURDAY, AUGUST 31

South Carolina State at Florida A&M 5 p.m.
 Mississippi Valley State at Tennessee State 5 p.m.
 Bethune-Cookman at South Florida 5 p.m.
 *Texas Southern at Prairie View A&M 6 p.m.
 Alabama A&M at Auburn 6:30 p.m.
 Grambling State at Louisiana 7 p.m.
 Southern at McNeese State 7 p.m.

SUNDAY, SEPTEMBER 1

North Carolina Central vs. Alabama State (Miami, Fla.) 2 p.m.

SATURDAY, SEPTEMBER 7

Mercer at Bethune-Cookman 2 p.m.
 Florida A&M at (19) Miami (Fla.) 5 p.m.
 Miles at Alabama State 5 p.m.
 Kentucky State at Alabama A&M 6 p.m.
 Tuskegee at Grambling State 6 p.m.
 Lane at Jackson State 6 p.m.
 Texas Southern at Rice 6 p.m.
 Savannah State at Southern 6 p.m.
 Prairie View A&M at Northwestern State 6 p.m.
 Mississippi Valley State at Lamar 6 p.m.
 Alcorn State at Vanderbilt 6:30 p.m.
 Little Rock at UAPB 7 p.m.

SATURDAY, SEPTEMBER 14

Prairie View A&M at Michigan State 2:30 p.m.
 Bethune-Cookman at Western Michigan 5:30 p.m.
 Southern at Jackson State 6 p.m.
 Mississippi Valley State at Murray State 6 p.m.
 Alabama State at Samford 6 p.m.
 UAPB at Tennessee State 6 p.m.
 Edward Waters at Alcorn State 6 p.m.
 Grambling at Texas A&M-Commerce 6 p.m.
 Georgetown (Ky.) at Alabama A&M 6 p.m.

SATURDAY, SEPTEMBER 21

Clark-Atlanta at Bethune-Cookman 2 p.m.
 Mississippi Valley State at Nicholls 3 p.m.
 Central Arkansas at UAPB 6 p.m.
 Alabama A&M at Austin Peay 6 p.m.
 Florida A&M at Troy 6 p.m.
 Jackson State at Grambling State 6 p.m.
 Southern at Prairie View A&M 6 p.m.
 Texas Southern at Lamar 6 p.m.
 Alcorn State at McNeese State 7 p.m.

SATURDAY, SEPTEMBER 28

*Alcorn State at Mississippi Valley State TBD
 *Alabama State at Bethune-Cookman 2 p.m.
 *Alabama A&M at Florida A&M 5 p.m.
 *Grambling State at Prairie View A&M 6 p.m.
 *Jackson State at Texas Southern 6 p.m.

SATURDAY, OCTOBER 5

*UAPB at Alcorn State TBD
 *Florida A&M at Alabama State 2 p.m.
 Virginia-Lynchburg at Texas Southern 2 p.m.
 *Alabama A&M vs. Jackson State (Mobile, Ala.) 4 p.m.
 Prairie View A&M at Incarnate Word 6 p.m.
 Nicholls at Southern 6 p.m.

FRIDAY, OCTOBER 11

*Prairie View A&M at UAPB 8:15 p.m.

SATURDAY, OCTOBER 12

*Bethune-Cookman at Alabama A&M TBD
 *Mississippi Valley State at Alabama State 2 p.m.
 *Alcorn State at Grambling State 2 p.m.
 *Southern at Texas Southern 6 p.m.

SATURDAY, OCTOBER 19

*UAPB at Grambling State TBD
 *Bethune-Cookman at Mississippi Valley State TBD
 *Florida A&M at Jackson State 2:30 p.m.
 *Alcorn State at Southern 6 p.m.

SATURDAY, OCTOBER 26

*Mississippi Valley State at UAPB 2 p.m.
 *Jackson State at Bethune-Cookman 2 p.m.
 *Texas A&M-Commerce at Prairie View A&M 2 p.m.
 *Alabama State vs. Alabama A&M (Birmingham, Ala.) 2:30 p.m.
 *Southern at Florida A&M 6 p.m.
 *Grambling State at Texas Southern 6 p.m.

SATURDAY, NOVEMBER 2

*Southern at Alabama A&M TBD
 *Prairie View A&M at Mississippi Valley State TBD
 *UAPB at Jackson State 2 p.m.
 *Grambling State at Bethune-Cookman 2 p.m.
 *Texas Southern at Florida A&M 3 p.m.
 *Alcorn State at Alabama State 4 p.m.

SATURDAY, NOVEMBER 9

*Texas Southern at Alcorn State TBD
 *Alabama A&M at UAPB 2 p.m.
 *Mississippi Valley State at Jackson State 2 p.m.
 *Alabama State at Grambling State 2 p.m.
 *Bethune-Cookman at Southern 2 p.m.
 *Florida A&M at Prairie View A&M 2 p.m.

*SWAC game

SWAC PLAYERS OF THE WEEK

OFFENSE

Week 1
Week 2
Week 3
Week 4
Week 5
Week 6
Week 7
Week 8
Week 9
Week 10
Week 11
Week 12

DEFENSE

Week 1
Week 2
Week 3
Week 4
Week 5
Week 6
Week 7
Week 8
Week 9
Week 10
Week 11
Week 12

SPECIAL TEAMS

Week 1
Week 2
Week 3
Week 4
Week 5
Week 6
Week 7
Week 8
Week 9
Week 10
Week 11
Week 12

NEWCOMER

Week 1
Week 2
Week 3
Week 4
Week 5
Week 6
Week 7
Week 8
Week 9
Week 10
Week 11
Week 12

JACKSON STATE BY THE NUMBERS

Jackson State is one of the most well-respected schools in the FCS and HBCU football. Below is a list of accomplishments from the Jackson State football program:

ALL-AMERICANS

Year	Pos	Player	Honor
1962	WR	Willie Richardson	AP Little All-American
1967	WR	Harold Jackson	Pittsburg Courier All-American
1971	WR	Jerome Barkum	AP Little All-American
1973	RB	Walter Payton	Chevrolet - Mutual Black Network
1974	RB	Walter Payton	Chevrolet - Mutual Black Network
1974	LB	Robert Brazile	Chevrolet - Mutual Black Network
1975	RB	Walter Payton	Chevrolet - Mutual Black Network
1975	LB	Robert Brazile	Chevrolet - Mutual Black Network
1976	WR	Leon Sherrod	Mutual Black Network
1977	OL	Louis Bullard	Mutual Black Network
1977	RB	Ricky Patton	Mutual Black Network
1977	CB	Charles Williams	Mutual Black Network
1979	RB	Perry Harrington	Sheridan All-American Team
1980	C	Tom Rice	Sheridan All-American Team
1980	G	Larry Werts	Sheridan All-American Team
1981	G	Michael Field	Sheridan All-American Team
1981	RB	Larry Cowan	Sheridan All-American Team
1989	OL	Tim Brown	Sheridan All-American Team
1989	--	Ike Ayozie	Sheridan All-American Team
1989	LB	Darion Conner	Div. I-AA First Team All-American
1989	--	Fred McCrae	Sheridan All-American Team
1991	OL	Deitrich Lockridge	Div. I-AA First Team All-American
1991	TE	Harold Heath	Div. I-AA All-American
1991	DB	Isaac Morehouse	Div. I-AA All-American
1991	LB	Charles Ray Davis	Sheridan All-American Team
1992	OL	Lester Holmes	Div. I-AA First Team All-American
1992	TE	Isiah Bliss	Sheridan All-American Team
1992	OL	Lester Holmes	Sheridan All-American Team
1992	LB	Mario Perry	Sheridan All-American Team
1993	LB	Fernando Smith	Div. I-AA All-American
1995	DB	Picasso Nelson	Sheridan All-American
1996	DB	Sean Woodson	Div. I-AA First Team All-American
1996	LB	Otha Evans	Div. I-AA All-American
1999	RB	Destry Wright	Div. I-AA All-American
1999	WR	Sylvester Morris	Div. I-AA All-American
1999	DL	Eric Chandler	Div. I-AA All-American
2011	DL	Joseph Lebeau	FCS All-American
2011	DL	Joseph Lebeau	Boxtorow All-American
2011	QB	Casey Therriault	Boxtorow All-American
2011	TE	Renty Rollins	Boxtorow All-American
2012	WR	Rico Richardson	Sheridan All-American Team
2012	WR	Rico Richardson	Boxtorow All-American
2012	DL	Joseph LeBeau	Sheridan All-American Team
2012	DL	Joseph LeBeau	Boxtorow All-American
2012	DB	Qua Cox	Boxtorow All-American
2013	OL	Jordan Arthur	Boxtorow All-American
2013	DB	Qua Cox	Boxtorow All-American
2015	PK	Ryan Deising	Sheridan All-American Team
2015	DL	Javancy Jones	Sheridan All-American Team
2015	DL	Javancy Jones	Boxtorow All-American
2016	DL	Javancy Jones	Sheridan All-American Team
2021	DL	James Houston	Associated Press FCS
2022	OL	Tyler Brown	Associated Press FCS
2022	DL	Aubrey Miller Jr.	Associated Press FCS

PLAYERS OF THE YEAR

Year	Player	Pos	Honor
1971	Sylvester Collins	QB	SWAC Offensive
1973	Walter Payton	RB	SWAC Player of the Year
1973	Walter Payton	RB	Mutual Black Network
1974	Walter Payton	RB	Mutual Black Network
1977	Jessie Griffin	LB	SWAC Defensive
1979	Perry Harrington	RB	SWAC Offensive
1980	Larry Werts	LB	SWAC Defensive

1981	Keith Taylor	QB	SWAC Offensive
1982	Mario Kirksey	LB	SWAC Defensive
1985	Jackie Walker	LB	SWAC Defensive
1985	Daryl Jones	RB	SWAC Newcomer
1986	Kevin Dent	DB	SWAC Defensive
1987	Lewis Tillman	RB	SWAC Offensive
1987	Andre Lloyd	LB	SWAC Defensive
1988	Kevin Dent	DB	SWAC Defensive
1988	Lewis Tillman	RB	SWAC Offensive
1989	Darion Conner	LB	SWAC Defensive
1989	Ike Ayozie	K	SWAC Newcomer
1990	Marlo Perry	LB	SWAC Freshman
1995	Picasso Nelson	LB	SWAC Newcomer
1996	Sean Woodson	DB	SWAC Offensive
1997	Corey Bradford	WR	SWAC Newcomer
1998	Sylvester Morris	WR	SWAC Offensive
1999	Tommy Head	LB	SWAC Defensive
2000	Robert Kent	QB	SWAC Newcomer
2002	Terry Ross	WR	SWAC Freshman
2008	Marcellus Speaks	DL	SWAC Defensive
2008	Marcellus Speaks	DL	Boxtorow Defensive POY
2010	Casey Therriault	QB	SWAC Newcomer
2010	Casey Therriault	QB	Boxtorow Newcomer
2011	Casey Therriault	QB	SWAC Offensive
2011	Casey Therriault	QB	Boxtorow Player of the Year
2011	Joseph LeBeau	DE	SWAC Newcomer
2012	Rico Richardson	WR	SWAC Offensive
2013	Javancy Jones	DL	SWAC Freshman
2019	Keonte Hampton	LB	SWAC Defensive
2022	Shedeur Sanders	QB	SWAC Offensive
2022	Aubrey Miller Jr.	LB	SWAC Defensive
2022	Shedeur Sanders	QB	Boxtorow Offensive POY
2022	Aubrey Miller Jr.	LB	Boxtorow Defensive POY

ALL-TIME NFL DRAFT

Year, Round, Pick, Overall	Player	Team
1956, 20, 6, 235	Robert Hill	Colts
1959, 8, 9, 93	Bill Conner	Rams
1959, 17, 9, 201	Willie Neal	Bears
1963, 7, 5, 89	Willie Richardson	Colts
1963, 12, 10, 164	Roy Curry	Steelers
1963, 18, 13, 251	Al Greer	Lions
1964, 4, 9, 51	Ben McGee	Steelers
1965, 10, 1, 127	Ben Crenshaw	Giants
1965, 11, 3, 143	Frank Molden	Steelers
1965, 15, 14, 210	Roy Hilton	Colts
1966, 19, 4, 279	Taft Reed	Eagles
1967, 2, 8, 34	Lem Barney	Lions
1967, 6, 20, 153	Bob Hughes	Eagles
1967, 9, 24, 235	Ed Pope	Chiefs
1967, 11, 5, 268	John Walker	Falcons
1967, 14, 25, 366	Claudis James	Packers
1968, 2, 5, 32	Tom Funchess	Patriots
1968, 6, 22, 160	Sidney Ellis	Bengals
1968, 7, 15, 180	Doug Chatman	Giants
1968, 10, 3, 249	John Outlaw	Patriots
1968, 12, 14, 314	Jim Holifield	Giants
1968, 12, 23, 323	Harold Jackson	Rams
1968, 12, 24, 324	James Jackson	Colts
1968, 14, 20, 374	Edgar Whippis	Browns
1968, 14, 23, 377	Cephus Jackson	Rams
1968, 16, 11, 419	Willie Turner	Redskins
1968, 17, 27, 462	Jimmy Smith	Bengals
1969, 8, 8, 190	Jim Carr	Lions
1969, 8, 21, 203	Richard Harvey	Rams
1969, 15, 17, 381	Eugene Mosley	Vikings
1970, 2, 20, 46	Rich Caster	Jets
1970, 4, 7, 85	Joe Stevens	Bengals
1969, 8, 8, 190	Jim Carr	Lions
1969, 8, 21, 203	Richard Harvey	Rams
1969, 15, 17, 381	Eugene Mosley	Vikings
1970, 2, 20, 46	Rich Caster	Jets
1970, 4, 7, 85	Joe Stevens	Bengals

1970, 8, 3, 185	Narvel Chavers	Dolphins
1970, 12, 25, 311	James Holland	Vikings
1972, 1, 9, 9	Jerome Barkum	Jets
1972, 7, 12, 168	Rob Kelly	Steelers
1972, 7, 19, 175	Edgar Hardy	49ers
1972, 11, 12, 272	Ed Wimberly	Bears
1972, 15, 2, 366	Hosea Minnieweather	Bengals
1973, 3, 26, 78	Leon Gray	Dolphins
1974, 1, 26, 26	Don Reese	Dolphins
1974, 3, 22, 74	Roscoe Word	Jets
1974, 13, 6, 318	John Tate	Jets
1975, 1, 4, 4	Walter Payton	Bears
1975, 1, 6, 6	Robert Brazile	Oilers
1975, 7, 8, 164	Rickey Young	Chargers
1975, 8, 1, 183	John Tate	Giants
1975, 10, 15, 249	Charles James	Jets
1976, 3, 26, 86	Jackie Slater	Rams
1976, 12, 17, 336	Joe Lowery	Bills
1977, 12, 8, 315	Oaklay Dalton	Saints
1977, 12, 15, 322	Terry Irvin	Bengals
1978, 5, 9, 119	Louis Bullard	Seahawks
1978, 9, 8, 230	Charles Williams	Eagles
1978, 10, 1, 251	Earl Bryant	Chiefs
1978, 10, 7, 257	Ricky Patton	Falcons
1978, 12, 4, 310	Larry Hardy	Saints
1979, 10, 19, 267	Robert Hardy	Seahawks
1979, 12, 16, 319	Jeff Moore	Seahawks
1980, 2, 25, 53	Perry Harrington	Eagles
1981, 8, 7, 200	Larry Werts	Packers
1981, 11, 23, 299	Buster Barnett	Bills
1982, 3, 6, 61	Carl Powell	Redskins
1982, 7, 25, 192	Larry Cowan	Dolphins
1983, 9, 18, 242	Otis Brown	Cardinals
1983, 10, 7, 258	Thomas Strauthers	Eagles
1983, 11, 14, 293	Larry White	Bills
1984, 9, 27, 251	David Windham	Patriots
1984, 11, 7, 287	Tommy Norman	Falcons
1985, 2, 14, 42	Chris Burkett	Bills
1986, 2, 1, 28	Jackie Walker	Buccaneers
1986, 10, 22, 271	Victor Hall	Broncos
1987, 4, 25, 109	Leon Seals	Bills
1988, 6, 3, 140	Houston Hoover	Falcons
1988, 9, 21, 242	Deatrich Wise	Seahawks
1988, 12, 9, 314	Albert Goss	Jets
1989, 4, 9, 93	Lewis Tillman	Giants
1989, 10, 11, 262	Charles Jackson	Raiders
1990, 2, 2, 27	Darion Conner	Falcons
1990, 10, 20, 268	Mike Wallace	Browns
1990, 11, 27, 303	Ron Lewis	Raiders
1991, 3, 22, 77	Tim Barnett	Chiefs
1992, 2, 8, 36	Jimmy Smith	Cowboys
1992, 8, 12, 208	Deitrich Lockridge	Broncos
1993, 1, 19, 19	Lester Holmes	Eagles
1993, 7, 14, 182	Antonius Kimbrough	Broncos
1994, 2, 26, 55	Fernando Smith	Vikings
1994, 3, 16, 81	Marlo Perry	Bills
1996, 4, 9, 104	Eric Austin	Buccaneers
1996, 7, 19, 228	Gregory Spann	Jaguars
1997, 5, 23, 153	Sean Woodson	Bills
1998, 5, 24, 147	Toby Myles	Giants
1998, 5, 27, 150	Corey Bradford	Packers
2000, 1, 21, 21	Sylvester Morris	Chiefs
2000, 1, 23, 23	Rashard Anderson	Panthers
2000, 7, 3, 209	Eric Chandler	Browns
2000, 7, 40, 246	Leroy Fields	Broncos
2008, 6, 27, 193	Jaymar Johnson	Vikings
2022, 6, 38, 217	James Houston	Lions
2023, 7, 27, 245	Isaiah Bolden	Patriots

THE TAYLOR FILE

Born	September 22, 1978
Hometown	Magnolia, Miss.
Wife	Dawn
Children	Tre and Tylan

COACHING HISTORY

Year	School	Position
2005	Coahoma	quarterbacks/receivers
2006-11	Coahoma	offensive coordinator
2012-13	Texas Southern	wide receivers
2014	NC Central	co-offensive coordinator
2017-18	NC Central	offensive coordinator
2019-2020	Jackson State	wide receivers/tight ends
2021-22	Jackson State	offensive coordinator
2023-	Jackson State	head coach

PLAYING HISTORY

Year	School/Team
1999-2001	Jackson State
2002-03	New England Patriots
2003	Frankfurt Galaxy
2003	Amsterdam Admirals
2003	Detroit Lions

RECORD AGAINST OPPONENTS

Alabama A&M	1-0
Alabama State	0-1
Alcorn State	0-1
Bethune-Cookman	1-0
Florida A&M	0-1
Grambling State	0-0
Lane	0-0
Mississippi Valley State	1-0
South Carolina State	1-0
Southern	1-0
Texas Southern	1-0
Texas State	0-1
UAPB	1-0
ULM	0-0



HEAD COACH T.C. TAYLOR

One of the greatest Jackson State Football Tigers to ever don the Blue and White has ascended to the position of Head Coach at his alma mater. T.C. Taylor was named the 22nd head coach for JSU football. He officially took the reins of the program following the conclusion of the Celebration Bowl.

The former JSU quarterback and wide receiver has been a part of the Jackson State football staff since 2019, coaching tight ends and wide receivers, and has played a key role in an historic run over the past two seasons of Tiger football. JSU posted a 23-3 record over the previous two seasons prior to Taylor taking over the program, winning back-to-back Southwestern Athletic Conference championships and posting consecutive undefeated conference seasons before finishing 7-4 in 2023.

In his first season at the helm of the Tigers, Taylor led the team to a second-place finish in the East Division. They finished fourth in the conference in scoring at 27.3 points per game and third in rushing with 1,778 yards on 397 attempts for an average of 161.6 yards per game. They also finished second in passing at 227.7 yards per game, and were the best team offensively in the conference at 389.4 yards per game. Defensively, the team finished fifth in the conference in scoring and fourth in total defense.

As an assistant coach at JSU, Taylor has helped develop some of the best receivers in the SWAC. During the abbreviated Spring 2021 season, he tutored WR Daylen Baldwin, who led the SWAC in receiving yards (540) and touchdowns (seven). During the Fall 2021 season, Malachi Wideman tied for the conference lead with 12 touchdown receptions, while Keith Corbin ranked second in both receptions (69) and yards (921) and tied for seventh in touchdowns. In 2022, Dallas Daniels ranked second in the SWAC in receptions (60), third in receiving yards (666), and fourth in touchdowns (six). Shane Hooks ranked third in the SWAC in receptions (59) and third in both receiving yards (705) and receiving touchdowns (10). Prior to the 2022 season, Taylor was selected for an NFL coaching fellowship with the Tennessee Titans.

A native of McComb, Miss., Taylor played quarterback and wide receiver at Jackson State from 1998-2001, starting off as a signal caller for two-and-a-half seasons before switching to wide receiver. In just 19 games as a receiver, he amassed 188 catches for 1,793 yards. As a senior at Jackson State, Taylor broke the JSU single-season record with 84

receptions for 1,234 yards and 11 touchdowns, earning NCAA Division I-AA Third-Team All-America honors from The Sports Network and First-Team Black College All-America recognition from Sheridan Broadcasting Network. He was also the runner-up for the 2001 Conerly Trophy, presented to Mississippi's top college football player, behind Eli Manning.

Prior to returning to JSU as assistant coach in 2019, Taylor coached at North Carolina Central from 2014-18, where he coached quarterbacks and served as offensive coordinator.

At NCCU, Taylor helped guide the Eagles to three MEAC championships (2014, 2015, 2016), and in 2016 went unbeaten in conference play and qualified for the Air Force Reserve Celebration Bowl.

In 2016 and under Taylor's guidance, NCCU set a record for total offense in a single season (4,614). Also, in 2014, Taylor's unit set a program record for passes completed in a season (227). From 2014 to 2018, Taylor coached 28 All-MEAC offensive players and five All-Americans. In 2016 and under Taylor's tutoring, Malcolm Bell was a finalist for the 2016 Black College Football Player of the Year.

Bell was also a three-time All-MEAC quarterback (2014, 2015, 2016) and set the program record for total offense (7,844 yards) and career completion percentage (56.6 percent) and was second in passing yards (6,340).

Taylor spent the prior two seasons (2012-13) at Texas Southern University as wide receivers coach and recruiting coordinator. From 2005-11, he coached at Coahoma Community College in Clarksdale, Miss., starting as the quarterbacks and wide receivers coach and spending the final six years as offensive coordinator. His offenses ranked among the top five in Mississippi junior colleges in total yards for four straight seasons from 2007-10.

Taylor signed as a rookie free agent with the New England Patriots in 2002, played wide receiver for the NFL Europe World Bowl XI champion Frankfurt Galaxy in 2003, and participated in the 2003 NFL preseason with the Detroit Lions before a nagging injury ended his playing career.

Taylor graduated from Jackson State with a bachelor's degree in health, physical education and recreation in 2005. He is married to Dawn, and they have two sons, Tre and Tylan.

NUMERICAL ROSTER

NO	PLAYER	POS	HT	WT	YR	HOMETOWN / HIGH SCHOOL / PREVIOUS SCHOOL
0	Jeremiah Williams	DL	6-2	285	R-Sr.	Lexington, Miss. / Holmes County CC
0	Travis Terrell	RB	5-8	165	Fr.	Atlanta, Ga. / Creekside HS
1	Kev'ric Wiggins	DB	6-0	178	Sr.	Houston, Texas / Klein Collins HS / ULM
1	Rico Powers	WR	6-2	175	R-Jr.	Savannah, Ga. / Hapeville Academy / South Carolina
2	Joshua Nobles	DL	6-4	225	R-Jr.	Camden, N.J. / Woodrow Wilson HS / Western Michigan
2	Ja'Naylon Dupree	WR	5-9	160	Fr.	Philadelphia, Miss. / Neshoba Central HS
3	Robert McDaniel	S	6-2	205	Gr.	Jackson, Miss. / Terry HS / Mississippi College
3	Zy McDonald	QB	6-0	185	Jr.	Ridgeland, Miss. / Ridgeland HS / Louisiana
4	Tyquan Henderson	WR	6-3	200	Sr.	Canton, Miss. / Canton HS / Copiah Lincoln CC / Southern Miss
4	Tru Thompson	DL	6-1	281	Jr.	Grayson, Ga. / Grayson HS / Florida State
5	Cameron Smith	DB	6-2	198	R-Jr.	Cleveland, Ohio / Euclid HS / Eastern Michigan
5	Irv Mulligan	RB	5-10	205	Gr.	Beaufort, S.C. / Whale Branch Early College HS / Wofford
6	Cam'Ron McCoy	QB	6-1	192	So.	St. Louis, Mo. / Middletown HS / Eastern Michigan
6	Esaias Guthrie	DB	6-1	183	5th	Wilmington, Del. / Middletown HS / Delaware State
7	Jameel Gardner, Jr.	WR	6-1	172	So.	Detroit, Mich. / Cass Technical HS / Kent State
7	Reid Pulliam	LB	6-3	220	Jr.	Belton, Texas / Life Christian HS / Holmes CC / Trinity Valley CC
8	J.D. Martin	RB	6-1	195	Sr.	Wetumpka, Ala. / East Central CC / Wetumpka HS
8	Jaeden Ward	LB	6-1	230	R-Sr.	Wallis, Texas / Brazos HS / Trinity Valley CC / Northwestern St.
9	B.J. Washington	DB	6-0	195	So.	Flora, Miss. / Madison Central HS / NW Mississippi CC
9	Fabian McCray	WR	6-2	192	Gr.	Chicago, Ill. / Phillips HS / Northern Illinois
10	Mike Smith III	RB	5-10	170	Fr.	Dayton, Ohio / Trotwood-Mason HS
11	Allen Walker	DL	6-2	234	Sr.	Alpharetta, Ga. / Milton HS / Louisiana Tech
11	Isaiah Spencer	WR	6-2	185	So.	Flora, Miss. / Madison Central HS
12	Nireek Sharpe	DB	6-0	165	Fr.	Atlanta, Ga. / Stockbridge HS
12	Parker Stofa	QB	6-3	210	Fr.	Converse, Texas / Judson HS
13	Day Day Bright	DB	5-11	170	Sr.	Lancaster, Calif. / Chaminade Prep / Portland State
13	Richard Mays	WR	6-1	200	Jr.	Ridgeland, Miss. / Ridgeland HS / Southern Miss
15	Jacobian Morgan	QB	6-4	229	Jr.	Canton, Miss. / Canton HS / Syracuse
16	Micah Cherry	DB	6-3	172	R-Jr.	Petal, Miss. / Petal HS / Toledo
16	Joanes Fortilien	WR	6-5	220	R-So.	Orlando, Fla. / Dr. Phillips HS
17	KJ Chisholm	DB	6-0	160	Fr.	Beaufort, S.C. / Whale Branch HS
17	Erick Simmons	WR	6-0	185	Sr.	Greenville, Miss. / Greenville HS
18	Austin Edmonds	LB	6-1	231	Sr.	Wilmington, Del. / Delaware Military Academy / Bryant
18	Bryson Moss	RB	5-10	194	Sr.	Newnan, Ga. / Newnan HS / Eastern Michigan
19	Brandon Mitchell	DB	6-3	180	Fr.	Memphis, Tenn. / Middle College HS
19	Kobe Paul	WR	6-0	171	R-So.	Dallas, Texas / Trinity Christian HS
21	Desmond Moultrie	RB	5-11	208	Sr.	Arlington, Texas / Lamar HS
22	Nate Blount IV	RB	5-10	230	Fr.	Brandon, Miss. / Brandon HS
23	Javarian Jenkins	LB	6-3	215	Sr.	Hattiesburg, Miss. / Oak Grove HS / ULM / Jones CC
24	Anthony Petty	DB	5-19	177	Sr.	Wiggins, Miss. / Stone HS
25	Shamar Hawkins	DB	5-11	190	Jr.	Chicago, Ill. / Williams Field HS / Mount San Antonio
26	Josh Higgins	DB	6-0	180	Gr.	Fresno, Calif. / Buchanan HS / Weber State
26	Javion Posey	WR	6-1	215	Gr.	Greenville, Ala. / Greenville HS / Florida Atlantic
27	Ahmad Miller	RB	6-0	210	So.	Memphis, Tenn. / Whitehaven HS
27	Emahd Dabney	DB	5-8	165	Sr.	Jackson, Miss. / Callaway HS / Hinds CC
28	Joe Perkins	DB	6-0	196	R-Jr.	Jackson, Miss. / Madison-Ridgeland Academy / FIU
29	Kobe Boykin	RB	5-8	155	Fr.	Orange, Calif. / Orange HS
30	Ashton Taylor	LB	6-1	223	R-So.	Hoover, Ala. / Hoover HS / Tennessee Tech
31	Frankie Dunn, Jr.	DB	5-8	168	R-Jr.	Clinton, Miss. / Feliciana HS
32	Daved Jones, Jr.	LB	6-1	228	Sr.	Cincinnati, Ohio / Lakota West HS / Cincinnati
33	John Brown	DL	6-1	258	Gr.	Jackson, Miss. / Provine HS
35	Leilani Armenta	K/P	5-7	170	R-Fr.	Ventura, Calif. / St. Bonaventure HS
36	Ezequiel Johnson	RB	5-9	190	R-Jr.	Brunswick, N.J. / South Brunswick HS / Southern Connecticut
37	Donovan Warren	P/K	6-1	208	Sr.	Santa Cruz, Calif. / Santa Cruz County / Gannon
38	Gerard Baeza	K/P	5-8	175	R-Jr.	Boaz, Ala. / Boaz HS / Kentucky State
39	Phillip Webb	DL	6-5	265	Sr.	Sugar Hill, Ga. / Lanier HS / LSU
40	Braxton Barney	DL	6-3	223	Fr.	Madison, Miss. / Madison Central HS
41	Avery Salerno	K/P	6-0	220	So.	Clemmons, N.C. / West Forsyth HS / Chowan
43	Jace Ward	DL	6-3	220	Fr.	Carrollton, Ga. / Carrollton HS
44	Hunter Burns	LS	6-0	207	Sr.	Charleston, W.V. / South Charleston HS / Marshall
45	Kenneth Jiles, Jr.	TE	6-5	235	R-So.	Springfield, Ohio / Springfield HS / San Diego State
46	Jaylin Acker	DB	6-1	217	Fr.	Gulfport, Miss. / Pass Christian HS
47	Jalen Ballard	K/P	6-2	190	R-So.	Brandon, Miss. / Holmes CC / Brandon HS
48	Matt Noll	P/K	6-0	200	Gr.	Robeson, Penn. / Conrad Weiser HS / Delaware State
49	Emari Matthews	RB	5-7	220	R-So.	Midlothian, Texas / Trinity Christian HS

ALPHABETICAL ROSTER

NO	NAME	POS
35	Leilani Armenta	K/P
38	Gerard Baeza	K/P
47	Jalen Ballard	K/P
40	Braxton Barney	DL
93	Zalan Barrett	DL
65	Mason Barton	OL
85	Darren Bennett	TE
22	Nate Blount IV	RB
95	Kazarius Bowie	DL
29	Kobe Boykin	RB
13	Day Day Bright	DB
33	John Brown	DL
61	Cyson Burk	OL
44	Hunter Burns	LS
16	Micah Cherry	CB
67	Success Chikezie	OL
17	KJ Chisholm	DB
94	Stanley Cooks	DL
27	Emahd Dabney	CB
53	Jamarion Davis	LB
79	Quaveon Davis	OL
75	Xavion Davis	OL
97	Zale Day	DL
31	Frankie Dunn, Jr.	DB
2	Ja'Naylon Dupree	WR
18	Austin Edmonds	LB
70	Kirk Ford, Jr.	OL
16	Joanes Fortilien	WR
55	Douglas Fowler	OL
7	Jameel Gardner	WR
96	Zyon Gilmore	DL
6	Esaias Guthrie	S
51	J'Cori Hargon	LB
25	Shamar Hawkins	DB
4	Tyquan Henderson	WR
71	Evan Henry	OL
26	Josh Higgins	DB
46	Derrell Holston	LB
58	Cameron James	OL
23	Javarian Jenkins	LB
45	Kenneth Jiles, Jr.	TE
36	Ezequiel Johnson	RB
89	Marcardi Johnson	WR
32	Daved Jones, Jr.	LB
66	Jackson King	OL
90	Dimonyai Lacey	DL
88	Marvin Landy	TE
60	Devin Love	OL
82	Logan Mack	WR
8	J.D. Martin	RB
98	Tyas Martin	DL
48	Emari Matthews	RB
13	Richard Mays	WR
6	Cam'Ron McCoy	QB
9	Fabian McCray	WR
3	Robert McDaniel	S
3	Zy McDonald	QB
27	Ahmad Miller	RB
19	Brandon Mitchell	DB
15	Jacobian Morgan	QB
18	Bryson Moss	RB
21	Desmond Moultrie	RB
5	Irv Mulligan	RB
2	Joshua Nobles	DL

NUMERICAL ROSTER

NO	PLAYER	POS	HT	WT	YR	HOMETOWN / HIGH SCHOOL / PREVIOUS SCHOOL
50	Tymon Wells	DL	6-2	285	Jr.	Hollandale, Miss. / Simmons HS / Coahoma CC
51	J'Cori Hargon	LB	6-1	215	So.	Frisco, Texas / Lone Star HS / Mary-Hardin Baylor
53	Jamarion Davis	LB	5-11	190	Fr.	Fort Pierce, Fla. / Fort Pierce Central HS
54	Earick Williams III	LB	5-11	205	Fr.	Hawthorne, Fla. / Vanguard HS
55	Douglas Fowler	OL	6-3	315	Jr.	Dunnellon, Fla. / Dunnellon HS / Dodge City CC
56	Athen Smith	DL	6-2	260	Gr.	Lexa, Ark. / Barton HS / UAPB
57	Bryce Owens	LB	6-0	225	Fr.	Raymond, Miss. / Jackson Academy
58	Cameron James	OL	6-3	320	Jr.	Chicago, Ill. / Simeon Career Academy / Minnesota
60	Devin Love	OL	6-4	317	Fr.	Shreveport, La. / Lewisville HS
61	Cyson Burk	OL	6-3	270	Fr.	Ridgeland, Miss. / Ridgeland HS
62	Almetris Smith, Jr.	OL	6-0	285	R-Jr.	Clarksdale, Miss. / Clarksdale HS / Coahoma CC
64	Brian Williams, Jr.	OL	6-1	320	Fr.	Atlanta, Ga. / Creekside HS
65	Mason Barton	OL	6-4	310	Fr.	West Memphis, Ark. / West Memphis HS
66	Jackson King	OL	6-3	300	Fr.	Milwaukee, Wisc. / Rufus King HS
67	Success Chikezie	OL	6-2	292	Fr.	Ottawa, Ontario, Canada / St. Pius X HS
68	Zyon Walker	DL	6-1	290	Sr.	Memphis, Tenn. / Whitehaven HS / South Alabama
69	Dequarius White	OL	6-4	333	Fr.	Lexington, Miss. / Holmes Central HS
70	Kirk Ford, Jr.	OL	6-5	308	Sr.	Keller, Texas / Keller HS / Navarro College
71	Evan Henry	OL	6-4	324	Gr.	Dallas, Texas / Desoto HS / ULM
72	Isaiah Villanneuva	OL	6-2	279	R-Fr.	Katy, Texas / Paetow HS / North Texas
73	Kai Gadson	OL	6-3	295	R-Fr.	Tampa, Fla. / Tampa Bay Tech / Bethune-Cookman
74	D'Andre Townes-Blue	OL	6-5	329	Jr.	Willow Grove, Penn. / Abington HS / Lackawanna College
75	Xavion Davis	OL	6-5	360	Fr.	Port St. Lucie, Fla. / Lewisville HS
76	Antonio Ross, Jr.	OL	6-5	332	Fr.	Flowood, Miss. / Hartfield Academy
77	Bruno Zandamela	OL	6-8	310	R-So.	Clearwater, Fla. / Clearwater Academy
79	Quaveon Davis	OL	6-7	350	Fr.	Port St. Lucie, Fla. / Lewisville HS
81	Jency Riley	TE	6-3	225	R-Jr.	Greensburg, La. / St. Helena College & Career Academy
82	Logan Mack	WR	6-3	192	Sr.	Gilbert, Ariz. / Higley HS / Ottawa
83	Sebastien Saint-Louis	TE	6-3	225	Fr.	Boca Raton, Fla. / Boca Raton HS
84	Kendarrius Smith	TE	6-4	230	R-Jr.	Jackson, Miss. / Jackson Prep / Holmes CC
85	Darren Bennett	TE	6-4	250	Sr.	Elkins Park, Penn. / Cheltenham HS / North Carolina A&T
86	Derek Scott	TE	6-3	215	R-Fr.	Clinton, Miss. / Clinton HS
88	Marvin Landy	TE	6-4	235	Sr.	Lakeland, Fla. / Jenkins HS / Tarleton State / Florida Atlantic
89	Macardi Johnson	WR	5-10	180	So.	Macon, Miss. / Noxubee County HS / Hinds CC
90	Dimonyai Lacey	DL	6-3	288	Jr.	Eufaula, Ala. / Eufaula HS / NW Mississippi CC
93	Zalan Barrett	DL	5-11	260	Jr.	Moorhead, Miss. / Morton HS / Mississippi Delta CC
94	Stanley Cooks II	DL	6-2	314	Fr.	Gainesville, Fla. / Hawthorne HS
95	Kazarius Bowie	DL	6-1	265	Sr.	Jackson, Miss. / Brandon HS / Mississippi College
96	Zyon Gilmore	DL	6-1	360	R-Fr.	McComb, Miss. / McComb HS
97	Zale Day	DL	6-3	240	Fr.	Chicago, Ill. / Carmel HS
98	Tyas Martin	DL	6-4	330	Jr.	Helena, Ark. / Jacksonville HS / Colorado
	Ethan Terrell	QB	6-2	195	Fr.	Detroit, Mich. / Lewisville HS

Head Coach: T.C. Taylor

Associate Head Coach: Otis Riddley

Defensive Coordinator/Defensive Backs: Torenzo Quinn

Run Game Coordinator/Offensive Line: Manny Ramirez

Running Backs: Eric Gallon

Quarterbacks: Rip Kirk

Linebackers: Chris Orr

Defensive Run Game Coordinator/Defensive Line: Kali James

Cornerbacks: Mario Magana, Jr.

Special Teams Coordinator/Outside Linebackers: Javancy Jones

Defensive Analyst: Tenoa Alex, Jr.

Defensive Analyst: Aaron Jackson

Offensive Analyst: Kaleb Graham

Offensive Analyst: Bobby Mitchell

ALPHABETICAL ROSTER

NO	NAME	POS
48	Matt Noll	P/K
57	Bryce Owens	LB
19	Kobe Paul	WR
28	Joe Perkins	S
24	Anthony Petty	DB
26	Javion Posey	WR
1	Rico Powers	WR
7	Reid Pulliam	LB
81	Jency Riley	TE
76	Antonio Ross, Jr.	OL
83	Sebastien Saint-Louis	TE
41	Avery Salerno	K/P
86	Derek Scott	TE
12	Nireek Sharpe	DB
17	Erick Simmons	WR
62	Almetris Smith	OL
56	Athen Smith	DL
5	Cameron Smith	S
84	Kendarrius Smith	TE
10	Mike Smith III	RB
11	Isaiah Spencer	WR
10	Parker Stofa	QB
30	Ashton Taylor	LB
	Ethan Terrell	QB
0	Travis Terrell	RB
4	Tru Thompson	DL
74	D'Andre Townes-Blue	OL
72	Isaiah Villanneuva	OL
11	Allen Walker	DL
68	Zyon Walker	DL
43	Jace Ward	DL
8	Jaeden Ward	LB
37	Donovan Warren	P/K
9	B.J. Washington	S
39	Phillip Webb	DL
50	Tymon Wells	DL
69	Dequarius White	OL
1	Kev'ric Wiggins, Jr.	CB
64	Brian Williams, Jr.	OL
54	Earick Williams III	LB
0	Jeremiah Williams	DL
77	Bruno Zandamela	OL

ROSTER BREAKDOWN / STATE & COUNTRY

ALABAMA (5)

Gerard Baeza (Boaz)
Dimonyai Lacey (Eufaula)
J.D. Martin (Wetumpka)
Javion Posey (Greenville)
Ashton Taylor (Hoover)

ARIZONA (1)

Logan Mack (Gilbert)

ARKANSAS (3)

Mason Barton (West Memphis)
Tyas Martin (Helena)
Athen Smith (Lexa)

CALIFORNIA (5)

Leilani Armenta (Ventura)
Kobe Boykin (Orange)
Day Day Bright (Lancaster)
Josh Higgins (Fresno)
Donovan Warren (Santa Cruz)

DELAWARE (2)

Austin Edmonds (Wilmington)
Esaiah Guthrie (Wilmington)

FLORIDA (10)

Stanley Cooks (Gainesville)
Quaveon Davis (Port St. Lucie, Fla.)
Xavion Davis (Port St. Lucie, Fla.)
Joanes Fortilien (Orlando)
Douglas Fowler (Dunnellon)
Kai Gadson (Tampa)
Marvin Landy (Lakeland)
Sebastien Saint-Louis (Boca Raton)
Erick Williams (Hawthorne)
Bruno Zandamela (Clearwater)

GEORGIA (10)

Derrell Holston (Stone Mountain)
Bryson Moss (Newnan)
Rico Powers (Atlanta)
Nireek Sharpe (Atlanta)
Travis Terrell (Atlanta)
Tru Thompson (Loganville)
Allen Walker (Alpharetta)
Jace Ward (Carrollton)
Phillip Webb (Sugar Hill)
Brian Williams Jr. (Atlanta)

ILLINOIS (3)

Shamar Hawkins (Chicago)
Cameron James (Chicago)
Fabian McCray (Chicago)

INDIANA (1)

Tavarious Easley-Jones (Fort Wayne)

LOUISIANA (3)

Frankie Dunn, Jr. (Clinton)
Devin Love (Shreveport)
Jency Riley (Greensburg)

MICHIGAN (2)

Jameel Gardner (Detroit)
Ethan Terrell (Detroit)

MISSISSIPPI (35)

Jaylin Acker (Gulfport)
Jalen Ballard (Brandon)
Braxton Barney (Madison)
Zalan Barrett (Morton)
Nate Blount IV (Hattiesburg)
Kazarius Bowie (Jackson)
John Brown (Jackson)
Cyson Burk (Ridgeland)
Micah Cherry (Petal)
Emahd Dabney (Jackson)
Frankie Dunn, Jr. (Clinton)
Ja'Naylon Dupree (Philadelphia)
Zyon Gilmore (McComb)
JD Granger (Natchez)
Tyquan Henderson (Canton)
Eric Hughes (Jackson)
Javarian Jenkins (Hattiesburg)
Marcardi Johnson (Macon)
Robert McDaniel (Jackson)
Richard Mays (Ridgeland)
Zy McDonald (Ridgeland)

Jacobian Morgan (Canton)

Bryce Owens (Raymond)

Joe Perkins (Jackson)

Anthony Petty (Wiggins)

Antonio Ross, Jr. (Flowood)

Derek Scott (Clinton)

Erick Simmons (Greenville)

Almetris Smith (Clarksdale)

Kendarrius Smith (Jackson)

Isaiah Spencer (Flora)

B.J. Washington (Flora)

Tymon Wells (Hollandale)

Dequarius White (Lexington)

Jeremiah Williams (Lexington)

MISSOURI (1)

Cam'Ron McCoy (St. Louis)

NEW JERSEY (2)

Ezequiel Johnson (Brunswick)
Joshua Nobles (Camden)

NORTH CAROLINA (1)

Avery Salerno (Clemmons)

OHIO (4)

Kenneth Jiles, Jr. (Springfield)
Daved Jones, Jr. (Cincinnati)
Cameron Smith (Cleveland)
Mike Smith (Dayton)

PENNSYLVANIA (3)

Darren Bennett (Elkins Park)
Matt Noll (Robesonia)
D'Andre Townes-Blue (Willow Grove)

SOUTH CAROLINA (2)

KJ Chisholm (Beaufort)
Irv Mulligan (Beaufort)

TENNESSEE (3)

Ahmad Miller (Memphis)
Brandon Mitchell (Memphis)
Zyon Walker (Memphis)

TEXAS (11)

Kirk Ford, Jr. (Keller)
Evan Henry (Dallas)
Emari Matthews (Midlothian)
J'Cori Morgan (Frisco)
Desmond Moultrie (Arlington)
Kobe Paul (Dallas)
Reid Pulliam (Belton)
Parker Stofa (Converse)
Isaiah Villanneuva (Houston)
Jaeden Ward (Wallis)
Kev'Ric Wiggins (Spring)

WEST VIRGINIA (1)

Hunter Burns (Charleston)

WISCONSIN (1)

Jackson King (Milwaukee)

CANADA (1)

Success Chikezie (Ottawa, Ontario)

ROSTER BREAKDOWN / BY POSITION

DEFENSIVE BACK (18)

Jaylin Acker (Gulfport, Miss.)
Day Day Bright (Lancaster, Calif.)
Micah Cherry (Petal, Miss.)
KJ Chisholm (Beaufort, S.C.)
Emahd Dabney (Jackson, Miss.)
Frankie Dunn, Jr. (Clinton, La.)
Esaiah Guthrie (Wilmington, Del.)
Shamar Hawkins (Chicago, Ill.)
Derrell Holston (Stone Mountain, Ga.)
Eric Hughes (Jackson, Miss.)
Robert McDaniel (Jackson, Miss.)
Brandon Mitchell (Memphis, Tenn.)
Joe Perkins (Jackson, Miss.)
Anthony Petty (Wiggins, Miss.)
Nireek Sharpe (Atlanta, Ga.)
Cameron Smith (Cleveland, Ohio)
B.J. Washington (Flora, Miss.)
Kev'ric Wiggins (Spring, Texas)

DEFENSIVE LINE (18)

Braxton Barney (Madison, Miss.)
Zalan Barrett (Morton, Miss.)
Kazarius Bowie (Jackson, Miss.)
John Brown (Jackson, Miss.)
Stanley Cooks (Gainesville, Fla.)
Anthony Cunningham (Belleville, Ill.)
Zyon Gilmore (McComb, Miss.)
JD Granger (Natchez, Miss.)
Tyas Martin (Helena, Ark.)
Joshua Nobles (Camden, N.J.)
Athen Smith (Lexa, Ark.)
Tru Thompson (Loganville, Ga.)
Allen Walker (Alpharetta, Ga.)
Zyon Walker (Memphis, Tenn.)
Jace Ward (Carrollton, Ga.)
Phillip Webb (Sugar Hill, Ga.)
Tymon Wells (Hollandale, Miss.)
Jeremiah Williams (Lexington, Miss.)

LINEBACKER (10)

Jamarion Davis (Fort Pierce, Fla.)
Austin Edmonds (Wilmington, Del.)
Javarian Jenkins (Hattiesburg, Miss.)
Daved Jones, Jr. (Cincinnati, Ohio)
J'Cori Morgan (Frisco, Texas)
Bryce Owens (Raymond, Miss.)
Reid Pulliam (Belton, Texas)
Ashton Taylor (Hoover, Ala.)
Jaeden Ward (Wallis, Texas)
Erick Williams (Hawthorne, Fla.)

LONG SNAPPER (2)

Hunter Burns (Charleston, W.V.)
Anthony Salerno (Clemmons, N.C.)

OFFENSIVE LINE (18)

Mason Barton (West Memphis, Ark.)
Cyson Burk (Ridgeland, Miss.)
Success Chikezie (Ottawa, Ontario, Canada)
Quavon Davis (Port St. Lucie, Fla.)
Xavion Davis (Port St. Lucie, Fla.)
Kirk Ford, Jr. (Keller, Texas)
Douglas Fowler (Dunnellon, Fla.)
Evan Henry (Dallas, Texas)
Cameron James (Chicago, Ill.)
Jackson King (Milwaukee, Wisc.)
Devin Love (Shreveport, La.)
Antonio Ross, Jr. (Flowood, Miss.)
Almetris Smith (Clarksdale, Miss.)
D'Andre Townes-Blue (Willow Grove, Penn.)
Isaiah Villanneuva (Houston, Texas)
Dequarius White (Lexington, Miss.)
Brian Williams (Atlanta, Ga.)
Bruno Zandamela (Clearwater, Fla.)

QUARTERBACK (5)

Cam'Ron McCoy (St. Louis, Mo.)
Zy McDonald (Ridgeland, Miss.)
Jacobian Morgan (Canton, Miss.)
Parker Stofa (Converse, Texas)
Ethan Terrell (Detroit, Mich.)

RUNNING BACK (11)

Nate Blount IV (Brandon, Miss.)
Kobe Boykin (Orange, Calif.)

Ezequiel Johnson (Brunswick, N.J.)

J.D. Martin (Wetumpka, Ala.)

Emari Matthews (Midlothian, Texas)

Ahmad Miller (Memphis, Tenn.)

Bryson Moss (Newnan, Ga.)

Desmond Moultrie (Arlington, Texas)

Irv Mulligan (Beaufort, S.C.)

Mike Smith (Dayton, Ohio)

Travis Terrell (Atlanta, Ga.)

SPECIALISTS (5)

Leilani Armenta (Ventura, Calif.)
Gerard Baeza (Boaz, Ala.)
John Ballard (Brandon, Miss.)
Matt Noll (Robesonia, Penn.)

TIGHT END (7)

Darren Bennett (Elkins Park, Penn.)
Kenneth Jiles, Jr. (Springfield, Ohio)
Marvin Landy (Lakeland, Fla.)
Jency Riley (Greensburg, La.)
Sebastian Saint-Louis (Boca Raton, Fla.)
Derek Scott (Clinton, Miss.)
Kendarrius Smith (Jackson, Miss.)

WIDE RECEIVER (12)

Ja'Naylon Dupree (Philadelphia, Miss.)
Joanes Fortilien (Orlando, Fla.)
Jameel Gardner (Detroit, Mich.)
Tyquan Henderson (Canton, Miss.)
Macardi Johnson (Macon, Miss.)
Fabian McCray (Chicago, Ill.)
Logan Mack (Gilbert, Ariz.)
Richard Mays (Ridgeland, Miss.)
Kobe Paul (Dallas, Texas)
Rico Powers (Atlanta, Ga.)
Erick Simmons (Greenville, Miss.)
Isaiah Spencer (Flora, Miss.)

STARTS (at JACKSON STATE)

QUARTERBACKS	2023	2024
Jacobian Morgan	4	-

RUNNING BACKS	2023	2024
J.D. Martin	1	-
Desmond Moultrie	4	-
Irv Mulligan	5	-
Isaiah Spencer	6	-

WIDE RECEIVERS	2023	2024
Fabian McCray	10	-
Kobe Paul	3	-
Rico Powers Jr.	6	-

TIGHT END	2023	2024
Jency Riley Jr.	1	-

OFFENSIVE LINE	2023	2024
D'Andre Townes-Blue	9	-
Quaveon Davis	6	-
Kirk Ford Jr.	5	-
Evan Henry	9	-
Cameron James	3	-

DEFENSIVE BACKS	2023	2024
Esaias Guthrie	9	-
Anthony Petty	6	-
B.J. Washington	3	-
Ke'Vric Wiggins	5	-

DEFENSIVE LINE	2023	2024
Athen Smith	4	-
Tru Thompson	5	-
Phillip Webb	5	-
Jeremiah Williams	9	-

WEEK ONE DEPTH CHART

OFFENSE

LT 70	Kirk Ford Jr. (6-5, 308, Sr.)	77	Bruno Zandamela (6-8, 315, R-So.)
LG 74	D'Andre Townes-Blue (6-5, 315, Jr.)	65	Mason Barton (6-6, 310, Fr.)
C 62	Alemtris Smith, Jr. (6-0, 285, R-Jr.)	64	Brian Williams Jr. (6-3, 340, Fr.)
RG 71	Evan Henry (6-4, 324, Gr.)	75	Xavion Davis (6-5, 360, Fr.)
RT 58	Cameron James (6-8, 320, Jr.)	79	Quaveon Davis (6-7, 350, So.)
TE 88	Marvin Landy (6-4, 235, Sr.)	83	Sebastien Saint-Louis (6-5, 235, So.)
X 16	Joanes Fortilien (6-5, 220, R-So.)	7	Jameel Gardner Jr. (6-1, 172, So.)
Y/H 9	Fabian McCray (6-2, 193, Gr.)	19	Kobe Paul (6-1, 180, Sr.)
Z 1	Rico Powers Jr. (6-2, 188, R-Jr.)	4	Tyuan Henderson (6-3, 200, Sr.)
RB 8	J.D. Martin (6-1, 195, Sr.)	0	Travis Terrell Jr. (5-8, 165, Fr.)
QB 15	Jacobian Morgan (6-4, 227, Jr.)	6	Cam'Ron McCoy (6-1, 192, So.)

DEFENSE

WF 11	Allen Walker (6-2, 234, Gr.)	39	Phillip Webb (6-5, 265, Sr.)
3T 4	Tru Thompson (6-1, 281, Jr.)	95	Kazarius Bowie (6-1, 265, Sr.)
NT 0	Jeremiah Williams (6-3, 285, R-Jr.)	90	Dimonyai Lacey (6-3, 288, Jr.)
RU 56	Athen Smith (6-2, 260, Gr.)	2	Joshua Nobles (6-4, 225, Jr.)
WLB 30	Ashton Taylor (6-2, 215, R-So.)	32	Daved Jones Jr. (6-1, 228, Sr.)
MLB 7	Reid Pulliam (6-3, 230, So.)	8	Jaeden Ward (6-1, 230, R-Sr.)
NB 3	Robert McDaniel (6-2, 207, Gr.)	25	Shamar Hawkins (5-11, 190, Jr.)
CB 13	Day Day Bright (5-11, 170, Sr.)	12	Nireek Sharpe (6-0, 165, Fr.)
FS 6	Esaias Guthrie (6-1, 183, 5th)	24	Anthony Petty (5-9, 177, Sr.)
SS 5	Cameron Smith (6-2, 198, R-Jr.)	9	B.J. Washington (6-0, 195, So.)
CB 1	Ke'Vric Wiggins (6-0, 178, Sr.)	17	KJ Chisholm (6-0, 165, Fr.)























SPECIAL TEAMS

K 38	Gerardo Baeza (5-8, 175, R-Jr.)	47	Jalen Ballard (6-2, 190, R-So.)
P 48	Matt Noll (6-0, 200, Gr.)	33	Donovan Warren (6-1, 208, Sr.)
HD 48	Matt Noll (6-0, 200, Gr.)		
LS 41	Anthony Salerno (6-0, 220, So.)	44	Hunter Burns (6-1, 225, Sr.)
KR 0	Travis Terrell, Jr. (5-8, 165, Fr.)	1	Rico Powers Jr. (6-2, 188, R-Jr.)
PR 0	Travis Terrell, Jr. (5-8, 165, Fr.)	7	Jameel Gardner Jr. (6-1, 172, So.)

PRONUNCIATION GUIDE

LEILANI ARMENTA	Lay-lan-E Ar-mint-uh
Gerardo BAEZA	Bay-zuh
ZALAN Barrett	Zay-lun
KAZARIUS Bowie	Kuh-za-ree-us
Success CHIKEZIE	Chick-E-zee
QUAVEON Davis	Quay-vee-ahn
XAVION Davis	Zay-vee-ahn
JOANES FORTILIE	Jo-nus For-till-E-un
TYQUAN Henderson	Tie-Quan

DIMONYAI Lacey	Dee-mahn-yah
FABIAN McCray	Fay-bee-ahn
Matt NOLL	No-ll
KE'VRIC Wiggins	Kev-rick
Bruno ZANDAMELA	Zan-duh-mel-uh

LT		70 KIRK FORD, JR. 6-5, 308, Sr.	<ul style="list-style-type: none"> Named Phil Steele Preseason All-Conference. Played in nine games... Helped offense average 161.6 yards per game running the football and 227.7 yards passing... Helped amass 389.4 yards per game offensively. 					
		77 BRUNO ZANDAMELA 6-8, 315, R-So.	<ul style="list-style-type: none"> Played at Coffeyville Community College in Coffeyville, Kansas, for two seasons (2022-24). Played football and basketball at Clearwater Academy International 					
LG		74 D'ANDRE TOWNES-BLUE 6-5, 315, Jr.	<ul style="list-style-type: none"> Played in 11 games... Helped offense average 161.6 yards per game running the football and 227.7 yards passing... Helped amass 389.4 yards per game offensively. 					
		65 MASON BARTON 6-6, 310, Fr.	<ul style="list-style-type: none"> Played at West Mephis High School in West Memphis, Arkansas where he was named all-conference in football and track. 					
C		62 ALMETRIS SMITH, JR. 6-0, 285, R-Jr.	<ul style="list-style-type: none"> Played at Coahoma Community College, did not see any action last year. 					
		64 BRIAN WILLIAMS, JR. 6-3, 340, Fr.	<ul style="list-style-type: none"> Played at Creekside High School in Fulton, Georgia where he was named First Team All-State (2021-24). High school teammate of Travis Terrell, Jr. 					
RG		71 EVAN HENRY 6-4, 324, Gr.	<ul style="list-style-type: none"> Named Preseason First Team All-SWAC, Preseason Phil Steele All-SWAC, and BOXTOROW All-American. Named All-Conference... Helped offense average 161.6 yards per game running the football and 227.7 yards passing... Helped amass 389.4 yards per game offensively. 					
		75 XAVION DAVIS 6-5, 360, Fr.	<ul style="list-style-type: none"> Played at Lewisville High School in Lewisville, Texas where he was named First Team All-District. 					
RT		58 CAMERON JAMES 6-8, 320, Jr.	<ul style="list-style-type: none"> Transfer from Minnesota, playing last year at Jackson State and helped offense average 161.6 yards per game running the football and 227.7 yards passing... Helped amass 389.4 yards per game offensively. 					
		79 QUAVEON DAVIS 6-7, 350, So.	<ul style="list-style-type: none"> Returning on the offensive line where he helped the offense average 161.6 yards per game running the football and 227.7 yards passing... Helped amass 389.4 yards per game offensively. 					
TE		88 MARVIN LANDY 6-4, 235, Sr.	<ul style="list-style-type: none"> Transfer from Florida Atlantic (two years) and Tarleton State. Saw action in 11 games and collected 11 passes in 2021 (at Tarleton State). Three-time All-County First Team and All-State selection in high school. 	Year	Rec	Yds	Avg	TD
		83 SEBASTIEN SAINT-LOUIS 6-5, 235, So.	<ul style="list-style-type: none"> Played in five games, mainly on special teams in 2023. 	2023	0	0	0.0	0
RB		8 J.D. MARTIN 6-1, 195, Sr.	<ul style="list-style-type: none"> Only played in four games last season due to injury, returning after missing Fall Camp. Ran the ball 31 times for 204 yards and hauled in six passes for 66 yards last season. 	Year	Att	Yds	Avg	TD
		0 TRAVIS TERRELL, JR. 5-8, 165, Fr.	<ul style="list-style-type: none"> Played at Creekside High School, teammate of Brian Williams, Jr. Four-time First Team All-Region and Three-time First Team All-State. 	2023	31	204	6.6	0
QB		15 JACOBIAN MORGAN 6-4, 225, Jr.	<ul style="list-style-type: none"> Transferred from Syracuse last season and passed for 10 touchdowns and one interception in six games. Started at quarterback as a true freshman for portions of the 2020 season at Syracuse becoming just the seventh true freshman in Syracuse history to start a game at quarterback 	Year	C-A-I	Yds	TD	
		6 CAM'RON MCCOY 6-1, 192, So.	<ul style="list-style-type: none"> Transferred from Eastern Michigan where he served as the back-up quarterback. Best game came against South Alabama in the bowl game, finishing 12-of-27 for 73 yards, and he also rushed for 73 yards and a touchdown. 	2023	83-123-1	842	10	
X		16 JOANES FORTILIEN 6-5, 220, R-So.	<ul style="list-style-type: none"> Played in seven games in 2023, recording four receptions for 33 yards with one touchdown. Recorded a season-high two receptions against Mississippi Valley State (Oct. 21) with a touchdown. 	Year	Rec	Yds	Avg	TD
		7 JAMEEL GARDNER, JR. 6-1, 172, So.	<ul style="list-style-type: none"> Transfer from Kent State, playing in all 12 games and started in eight of them at wide receiver. Hauled in 24 receptions for 298 yards and a touchdown. 	2023	4	33	8.3	1
Y/H		9 FABIAN MCCRAY 6-2, 193, Gr.	<ul style="list-style-type: none"> Named Preseason First Team All-SWAC, Preseason Phil Steele All-SWAC, and BOXTOROW All-American. Named to HBCU+/Stats Perform HBCU National Player of the Year Watch List. Hauled in 41 receptions for 584 yards and four touchdowns in 2023. 	Year	Rec	Yds	Avg	TD
		19 KOBE PAUL 6-1, 180, Sr.	<ul style="list-style-type: none"> Played in 11 games in 2023, recording 21 receptions for 259 yards. Plays a lot on special teams for the Tigers. 	2023	24	298	12.4	1
Z		1 RICO POWERS, JR. 6-2, 188, R-Jr.	<ul style="list-style-type: none"> Caught 25 passes for 385 yards, averaging 15.4 yards per reception in 2023. Hauled in a pair of touchdown receptions and recorded a long reception of 66 yards 	Year	Rec	Yds	Avg	TD
		4 TYQUAN HENDERSON 6-3, 200, Sr.	<ul style="list-style-type: none"> Transferred from Southern Miss. Recorded nine receptions for 90 yards and one touchdown in 11 games during 2023 season. 	2023	25	385	15.4	2
				Career	121	604	5.0	4
				Year	Rec	Yds	Avg	TD
				2023	9	90	10.0	1
				Career	9	90	10.0	1

WLF

**11 | ALLEN WALKER**
6-2, 234, Gr.

- ◆ Transferred from Louisiana Tech prior to the 2023 season.
- ◆ Played in 11 games and recorded 15 total tackles, including eight solo stops.

Year	Tckl	TFL	Sks	Int
2023	15	0	0	0
Career	41	0	0	0

**39 | PHILLIP WEBB**
6-6, 265, Sr.

- ◆ Transferred from LSU prior to the 2023 season.
- ◆ Played in 11 games and recorded 22 tackles including 14 solo stops including six tackles for loss and three sacks.

Year	Tckl	TFL	Sks	Int
2023	22	6	3	0
Career	23	6	3	0

**4 | TRU THOMPSON**
6-1, 281, Jr.

- ◆ Transfer from Florida State prior to the 2022.
- ◆ Played in 11 games and recorded 22 tackles including 10 solo stops and 3.5 sacks.

Year	Tckl	TFL	Sks	Int
2023	22	5	3.5	1
Career	48	8	5.5	1

3T

**95 | KAZARIOUS BOWIE**
6-1, 265, Sr.

- ◆ Played at Mississippi Gulf Coast Community College.
- ◆ Recorded 20 tackles and a pair of sacks

**0 | JEREMIAH WILLIAMS**
6-3, 285, R-Sr.

- ◆ Named Second Team All-SWAC and to Phil Steele All-SWAC Team.
- ◆ Played in 11 games and finished with 45 tackles including 20 solo stops and three sacks.

Year	Tckl	TFL	Sks	Int
2023	45	5.5	3	0
Career	77	8.5	6	0

NT

**90 | DIMONYAI LACEY**
6-3, 288, Jr.

- ◆ Played at NW Mississippi Community College.
- ◆ Recorded 15 tackles including seven solo stops, 3.5 tackles for loss and 3.5 sacks.

**56 | ATHEN SMITH**
6-2, 260, Gr.

- ◆ Transferred from UAPB prior to the 2023 season.
- ◆ Played in 11 games and recorded 18 total tackles including five solo stops.

Year	Tckl	TFL	Sks	Int
2023	18	1	0	0
Career	85	16.5	6.5	0

RU

**2 | JOSHUA NOBLES**
6-4, 225, Jr.

- ◆ Transferred from Western Michigan.
- ◆ Played in 12 games in 2023 and made 13 tackles.

Year	Tckl	TFL	Sks	Int
2023	13	2	2	0
Career	22	3.5	3.5	0

**30 | ASHTON TAYLOR**
6-2, 215, R-So.

- ◆ Transferred from Tennessee Tech prior to the 2023 season.
- ◆ Played in five games, used mainly on special teams.

Year	Tckl	TFL	Sks	Int
2023	1	0	0	0
Career	1	0	0	0

WLB

**32 | DAVED JONES, JR.**
6-1, 228, Sr.

- ◆ Transferred from Cincinnati.
- ◆ Played in 26 games as a back-up linebacker and on special teams.

Year	Tckl	TFL	Sks	Int
2023	0	0	0	0
Career	15	1.5	0.5	0

**7 | REID PULLIAM**
6-3, 230, So.

- ◆ Played at Trinity Community College (2023) and Holmes (2022).
- ◆ Recorded 75 tackles and seven sacks.

MLB

**8 | JAEDEN WARD**
6-1, 230, R-Sr.

- ◆ Transferred from Northwestern State.
- ◆ All-American at Trinity Valley Community College in 2021.

Year	Tckl	TFL	Sks	Int
2023	46	5	1	1
Career	119	7.5	1.5	1

**3 | ROBERT MCDANIEL**
6-2, 207, Gr.

- ◆ Named to Aeneas Williams Watch List, Senior Bowl Watch List, and East-West 1000 Watch List.
- ◆ Recorded 31 total tackles including 20 solo stops last year at Alcorn State with three interceptions, three forced fumbles, and three fumbles recovered.

Year	Tckl	Int	PBU	FR
2023	30	3	8	3
Career	43	3	8	3

NB

**25 | SHAMAR HAWKINS**
5-11, 190, Jr.

- ◆ Junior college All-American, joining the team in Fall Camp.
- ◆ Finished with 46 tackles, a pair of sacks, and 3.5 tackles for loss.
- ◆ Recorded eight pass breakups during sophomore season.

**13 | DAY DAY BRIGHT**
5-11, 170, Sr.

- ◆ Transferred from Portland State.
- ◆ Made 21 tackles in 10 games last year, returning lone interception for a touchdown.

Year	Tckl	Int	PBU	FR
2023	21	1	1	0
Career	40	1	1	1

CB

**12 | NIREEK SHARPE**
6-0, 165, R-Fr.

- ◆ Saw action in two games last season against Southern and Texas Southern.

Year	Tckl	Int	PBU	FR
2023	0	0	0	0
Career	0	0	0	0

**6 | ESAIAS GUTHRIE**
6-1, 183, 5th year

- ◆ Named Second Team All-SWAC and to Phil Steele All-SWAC Team.
- ◆ Finished with 52 total tackles, including 34 solo stops in 2023.
- ◆ Transferred from Delaware State prior to the 2023 season.

Year	Tckl	Int	PBU	FR
2023	52	0	3	0
Career	112	5	14	1

FS

**24 | ANTHONY PETTY**
5-9, 177, Sr.

- ◆ Played in 10 games when he recorded 17 tackles including seven solo stops in 2023.
- ◆ Has seen action in three seasons.

Year	Tckl	Int	PBU	FR
2023	17	1	2	0
Career	34	1	6	0

**5 | CAMERON SMITH**
6-2, 198, R-Jr.

- ◆ Transferred from Eastern Michigan.
- ◆ Recorded 45 total tackles, including 23 solo stops last season.
- ◆ Recorded one tackle for loss, one interception and two pass breakups

Year	Tckl	Int	PBU	FR
2023	45	1	3	0
Career	75	1	5	1

SS

**9 | B.J. WASHINGTON**
6-0, 195, So.

- ◆ Named to Aeneas Williams Watch List.
- ◆ Recorded 25 total tackles including 19 solo stops with four tackles for loss.
- ◆ Recorded a pair of pass breakups, forced a fumble, and recorded three interceptions

Year	Tckl	Int	PBU	FR
2023	25	3	5	0
Career	25	3	5	0

**1 | KE'VRIC WIGGINS**
6-0, 178, Sr.

- ◆ Played at ULM to start his collegiate career.
- ◆ Recorded 17 tackles including 15 solo stops, and 0.5 tackles for loss.
- ◆ Recorded a pair of pass breakups and a pair of interceptions.

Year	Tckl	Int	PBU	FR
2023	17	2	4	0
Career	31	3	9	0

CB

**17 | KJ CHISHOLM**
6-0, 165, Fr.

- ◆ Played at Whale Branch High School.
- ◆ Region Player of the Year, All-State, and holds the record for most interceptions in school history.

ULM

Aug. 29, 2024 | 6 p.m.
Monroe, La. | Malone Stadium

2024 SCHEDULE

Aug. 29	JACKSON STATE
Sept. 7	UAB
Sept. 21	at Texas
Sept. 28	at Troy
Oct. 5	JAMES MADISON
Oct. 12	SOUTHERN MISS
Oct. 26	at South Alabama
Nov. 2	at Marshall
Nov. 9	TEXAS STATE
Nov. 16	at Auburn
Nov. 23	at Arkansas State
Nov. 30	LOUISIANA

LANE

Sept. 7, 2024 | 6 p.m.
Jackson, Miss. | Mississippi Veterans Memorial

2024 SCHEDULE

Sept. 7	at Jackson State
Sept. 14	at Benedict
Sept. 21	at Miles
Sept. 28	vs. Clark-Atlanta
Oct. 5	at Kentucky State
Oct. 12	TUSKEGEE
Oct. 19	CENTRAL STATE
Oct. 26	at Savannah State
Nov. 2	EDWARD WATERS
Nov. 9	at Lincoln (Mo.)

SOUTHERN

Sept. 14, 2024 | 6 p.m.
Jackson, Miss. | Mississippi Veterans Memorial

2024 SCHEDULE

Aug. 31	at McNeese State
Sept. 7	SAVANNAH STATE
Sept. 14	at Jackson State
Sept. 21	at Prairie View A&M
Oct. 5	NICHOLLS
Oct. 12	at Texas Southern
Oct. 19	ALCORN STATE
Oct. 26	at Florida A&M
Nov. 2	at Alabama A&M
Nov. 9	BETHUNE-COOKMAN
Nov. 16	UAPB
Nov. 30	vs. Grambling State

GRAMBLING STATE

Sept. 21, 2024 | 6 p.m.
Grambling, La. | Eddie G. Robinson Memorial

2024 SCHEDULE

Aug. 31	at Louisiana
Sept. 7	TUSKEGEE
Sept. 14	at Texas A&M-Commerce
Sept. 21	JACKSON STATE
Sept. 28	vs. Prairie View A&M
Oct. 12	ALCORN STATE
Oct. 19	at Texas Southern
Nov. 2	at Bethune-Cookman
Nov. 9	ALABAMA STATE
Nov. 14	at Alabama A&M
Nov. 30	vs. Southern

TEXAS SOUTHERN

Sept. 28, 2024 | 6 p.m.
Houston, Texas | Shell Energy Stadium

2024 SCHEDULE

Aug. 31	at Prairie View A&M
Sept. 7	at Rice
Sept. 21	at Lamar
Sept. 28	JACKSON STATE
Oct. 5	VIRGINIA-LYNCHBURG
Oct. 12	SOUTHERN
Oct. 26	GRAMBLING STATE
Nov. 2	at Florida A&M
Nov. 9	at Alcorn State
Nov. 16	BETHUNE-COOKMAN
Nov. 23	at UAPB

ALABAMA A&M

Oct. 5, 2024 | 4 p.m.
Mobile, Ala. | Ladd-Peebles Stadium

2024 SCHEDULE

Aug. 31	at Auburn
Sept. 7	KENTUCKY STATE
Sept. 14	GEORGETOWN (KY)
Sept. 21	at Austin Peay
Sept. 28	at Florida A&M
Oct. 5	vs. Jackson State
Oct. 12	BETHUNE-COOKMAN
Oct. 26	vs. Alabama State
Nov. 2	SOUTHERN
Nov. 9	at UAPB
Nov. 14	GRAMBLING STATE
Nov. 23	at Mississippi Valley State

FLORIDA A&M

Oct. 19, 2024 | 2:30 p.m.
Jackson, Miss. | Mississippi Veterans Memorial

2024 SCHEDULE

Aug. 24	vs. Norfolk State, W 24-23
Aug. 31	SOUTH CAROLINA STATE
Sept. 7	at Miami (Fla.)
Sept. 21	at Troy
Sept. 28	ALABAMA A&M
Oct. 5	at Alabama State
Oct. 19	at Jackson State
Oct. 26	SOUTHERN
Nov. 2	TEXAS SOUTHERN
Nov. 9	at Prairie View A&M
Nov. 16	MISSISSIPPI VALLEY STATE
Nov. 23	vs. Bethune-Cookman

BETHUNE-COOKMAN

Oct. 26, 2024 | 2 p.m.
Daytona Beach, Fla. | Daytona Stadium

2024 SCHEDULE

Aug. 31	at South Florida
Sept. 7	MERCER
Sept. 14	at Western Michigan
Sept. 21	CLARK-ATLANTA
Sept. 28	ALABAMA STATE
Oct. 12	at Alabama A&M
Oct. 19	at Mississippi Valley State
Oct. 26	JACKSON STATE
Nov. 2	GRAMBLING STATE
Nov. 9	at Southern
Nov. 16	at Texas Southern
Nov. 23	vs. Florida A&M

UAPB

Nov. 2, 2024 | 2 p.m.
Jackson, Miss. | Mississippi Veterans Memorial

2024 SCHEDULE

Aug. 29	vs. Arkansas
Sept. 7	ARKANSAS BAPTIST
Sept. 14	vs. Tennessee State
Sept. 21	CENTRAL ARKANSAS
Oct. 5	at Alcorn State
Oct. 11	PRAIRIE VIEW A&M
Oct. 19	at Grambling State
Oct. 26	MISSISSIPPI VALLEY STATE
Nov. 2	at Jackson State
Nov. 9	ALABAMA A&M
Nov. 16	at Southern
Nov. 23	TEXAS SOUTHERN

MISSISSIPPI VALLEY STATE

Nov. 9, 2024 | 2 p.m.
Jackson, Miss. | Mississippi Veterans Memorial

2024 SCHEDULE

Aug. 31	at Tennessee State
Sept. 7	at Lamar
Sept. 14	at Murray State
Sept. 21	at Nicholls
Sept. 28	ALCORN STATE
Oct. 12	at Alabama State
Oct. 19	BETHUNE-COOKMAN
Oct. 26	at UAPB
Nov. 2	PRAIRIE VIEW A&M
Nov. 9	at Jackson State
Nov. 16	at Florida A&M
Nov. 23	ALABAMA A&M

ALABAMA STATE

Nov. 16, 2024 | 2 p.m.
Montgomery, Ala. | ASU Stadium

2024 SCHEDULE

Sept. 1	vs. North Carolina Central
Sept. 7	MILES
Sept. 14	at Samford
Sept. 28	at Bethune-Cookman
Oct. 5	FLORIDA A&M
Oct. 12	MISSISSIPPI VALLEY STATE
Oct. 28	vs. Alabama A&M
Nov. 2	vs. Alcorn State
Nov. 9	at Grambling State
Nov. 16	JACKSON STATE
Nov. 23	PRAIRIE VIEW A&M
Nov. 28	TUSKEGEE

ALCORN STATE

Nov. 23, 2024 | 2 p.m.
Lorman, Miss. | Spinks-Casem Stadium

2024 SCHEDULE

Aug. 29	at UAB
Sept. 7	at Vanderbilt
Sept. 14	EDWARD WATERS
Sept. 21	at McNeese State
Sept. 28	at Mississippi Valley State
Oct. 5	UAPB
Oct. 12	at Grambling State
Oct. 19	at Southern
Nov. 2	vs. Alabama State
Nov. 9	TEXAS SOUTHERN
Nov. 16	at Prairie View A&M
Nov. 23	JACKSON STATE

SCHEDULE / RESULTS

2022 SCHEDULE / RESULTS				7-4 (5-3 SWAC)
DATE	OPPONENT	W / L	SCORE	ATT
Aug. 26	vs. South Carolina State [1]	W	37-7	24,238
Sept. 3	vs. Florida A&M* [2]	L	10-28	24,967
Sept. 9	at Southern	W	27-14	29,986
Sept. 16	at Texas State	L	34-77	24,118
Sept. 23	BETHUNE-COOKMAN*	W	22-16	23,681
Oct. 7	vs. Alabama A&M* [3]	W	45-30	19,107
Oct. 14	ALABAMA STATE*	L	19-24	30,947
Oct. 21	at Mississippi Valley State*	W	21-6	10,000
Oct. 28	at UAPB*	W	40-34	5,113
Nov. 4	TEXAS SOUTHERN*	W	21-19	22,819
Nov. 18	ALCORN STATE*	L	24-28	42,791

[1] MEAC/SWAC Challenge [Atlanta, GA] | [2] Orange Blossom Classic [Miami, FL] | [3] Gulf Coast Challenge [Mobile, AL]

TEAM STATISTICS

TEAM STATISTICS	Jackson State	Opponents
SCORING		
Points Per Game	27.27	23.91
Total	300	263
FIRST DOWNS		
Rushing	99	89
Passing	107	93
Penalty	24	17
Total	230	199
RUSHING		
Yards Gained	2133	1864
Yards Lost	355	231
Attempts	397	352
Average Per Attempt	4.5	4.6
Avg. Per Game	161.6	148.5
Touchdowns	17	20
Total	1778	1633
PASSING		
Att-Comp-Int	364-237-4	326-184-17
Avg. Per Attempt	6.88	6.32
Avg. Per Game	227.73	187.36
Touchdowns	21	16
Total	2505	2061
TOTAL OFFENSE		
Total Plays	761	678
Avg. Per Play	5.6	5.4
Avg. Per Game	389.4	335.8
Total Yards	4283	3694
Touchdowns	39	37
RETURNS		
Kickoff: Average	15.32	22.34
Kickoff: Total	34-521	35-782
Punt: Average	8.00	17.38
Punt: Total	11-88	16-278
INT: Average	2.76	8.25
INT: Total	17-47	4-33
KICKING		
Punt: Avg. Yards Per Game	38.48	38.02
Punt: Net Average	32.22	34.47
Punt: Total Yards	54-2078	53-2015
FG: Good-Attempts	10-15	2-7
Onside Kicks	0-1	0-1
PENALTIES		
Avg. Per Game (YDS)	66.36	59.45
Total-Yards	82-730	77-654
TIME OF POSSESSION		
Avg. Per Game	31:35	28:25
Total	05:47:26	05:12:34
MISCELLANEOUS		
3rd Down Conversions	63-163 (38.65%)	47-140 (33.57%)
4th Down Conversions	14-19 (73.68%)	13-22 (59.09%)
Fumbles-Lost	20-9	11-5
Sacks-Yards Lost	29-135	27-166
PAT: Good-Attempts	32-35	31-34
Misc. Yards	16	0
Red Zone: Attempts-Scores	29-39	27-37
Red Zone: Touchdowns	22-39	26-37

INDIVIDUAL STATISTICS

SCORE BY QUARTERS	1ST	2ND	3RD	4TH	OT	TOTAL			
Jackson State	63	115	53	69	0	300			
Opponents	73	72	49	69	0	263			
RUSHING	G	ATT	GAIN	LOSS	NET	AVG	TD	LG	YPG
Mulligan, Irv	8	122	696	22	674	5.5	5	66	84.25
Moultrie, Desmond	9	52	252	28	224	4.3	3	18	24.89
Miller, Ahmad	10	34	226	10	216	6.4	1	38	21.60
Martin, J.D.	4	31	221	17	204	6.6	0	36	51.00
Morgan, Jacobian	6	56	229	79	150	2.7	6	32	25.00
McDonald, Zy	5	18	136	29	107	5.9	0	56	21.40
Johnson, Ezequiel	10	13	98	9	89	6.8	0	42	8.90
Hunt, Andre	9	3	91	6	85	28.3	1	75	9.44
Brown, Jason	8	51	169	109	60	1.2	1	17	7.50
Fortilien, Joanes	7	1	11	0	11	11.0	0	11	1.57
Graham, Deontae	11	0	0	0	0	0.0	0	0	0.00
James, Cameron	8	0	0	0	0	0.0	0	0	0.00
Miller, Duke	9	0	0	0	0	0.0	0	0	0.00
Thompson, Greyson	11	0	0	0	0	0.0	0	0	0.00
McGee, Seven	9	4	4	5	-1	-0.3	0	3	-0.11
Team	11	11	0	14	-14	-1.3	0	0	-1.27
Salerno, Avery	11	1	0	27	-27	-27.0	0	0	-2.45
Total	11	397	2133	355	1778	4.5	17	75	161.64
Opponents	11	352	1864	231	1633	4.6	20	56	148.45
PASSING	G	EFF	C-A-I	PCT	YDS	TD	LG	AVG	
Brown, Jason	8	129.73	136-214-3	63.55%	1443	8	63	180.38	
Morgan, Jacobian	6	150.19	83-123-1	67.48%	842	10	70	140.33	
McDonald, Zy	5	185.52	18-25-0	72.00%	220	3	66	44.00	
McCray, Fabian	11	0.00	0-1-0	0.00%	0	0	0	0.00	
Team	11	0.00	0-1-0	0.00%	0	0	0	0.00	
Total	11	139.76	237-364-4	65.11%	2505	21	70	227.73	
Opponents	11	115.31	184-326-17	56.44%	2061	16	68	187.36	
RECEIVING	G	NO	YDS	AVG	TD	LG	AVG		
McCray, Fabian	11	41	584	14.24	4	47	53.09		
Miller, Duke	9	27	241	8.93	0	29	26.78		
Powers, Rico	7	25	385	15.40	2	66	55.00		
Spencer, Isaiah	11	24	207	8.63	1	46	18.82		
Paul, Kobe	11	21	259	12.33	0	44	23.55		
Stevens, D.J.	11	20	216	10.80	5	70	19.64		
McGee, Seven	9	19	136	7.16	4	17	15.11		
Moultrie, Desmond	9	14	55	3.93	0	11	6.11		
Hagler, Hayden	10	12	98	8.17	2	28	9.80		
Riley, Jency	6	7	88	12.57	1	35	14.67		
Martin, J.D.	4	6	66	11.00	0	18	16.50		
Hunt, Andre	9	5	71	14.20	1	44	7.89		
Mulligan, Irv	8	5	41	8.20	0	12	5.13		
Miller, Ahmad	10	5	10	2.00	0	12	1.00		
Fortilien, Joanes	7	4	33	8.25	1	14	4.71		
McCortley, George	9	1	4	4.00	0	4	4.44		
Johnson, Ezequiel	10	1	0	0.00	0	0	0.00		
Henry, Evan	11	0	11	∞	0	11	1.00		
Brown, Jason	8	0	0	∞	0	0	0.00		
Total	11	237	2505	10.57	21	70	227.73		
Opponents	11	184	2061	11.20	16	68	187.36		

INDIVIDUAL STATISTICS

TOTAL OFFENSE

	G	PLAYS	RUSH	PASS	TOTAL	AVG/G
Brown, Jason	8	264	59	1443	1502	187.8
Morgan, Jacobian	6	178	154	841	995	165.8
Mulligan, Irv	8	122	674	0	674	84.3
McDonald, Zy	5	43	107	220	327	65.4
Moultrie, Desmond	9	52	224	0	224	24.9
Miller, Ahmad	10	34	216	0	216	21.6
Martin, J.D.	4	31	204	0	204	51.0
Johnson, Ezequiel	9	13	89	0	89	9.9
Hunt, Andre	8	3	85	0	85	10.6
Fortilien, Joanes	8	1	11	0	11	1.4
McGee, Seven	9	4	-1	0	-1	-0.1
Salerno, Avery	11	1	-27	0	-27	-2.5
Team	11	0	-14	0	-14	-1.3
Total	11	760	1781	2504	4285	389.5
Opponents	11	677	1644	2076	3720	338.2

SCORING

	TD	FG	SAF	PAT	RUSH	RCV	PASS	DXP	PTS
Morgan, Jacobian	6	0	0	0-0	0-0	0	0-0	0	36
Wasson, Dylan	0	6	0	17-18	0-0	0	0-0	0	35
Mulligan, Irv	5	0	0	0-0	0-0	0	0-0	0	30
Stevens, D.J.	5	0	0	0-0	0-0	0	0-0	0	30
McCray, Fabian	4	0	0	0-0	0-0	0	0-0	0	24
McGee, Seven	4	0	0	0-0	0-0	0	0-0	0	24
Baeza, Gerardo	0	4	0	8-9	0-0	0	0-0	0	20
Moultrie, Desmond	3	0	0	0-0	0-0	0	0-0	0	18
Hagler, Hayden	2	0	0	0-0	0-0	0	0-0	0	12
Hunt, Andre	2	0	0	0-0	0-0	0	0-0	0	12
Powers, Rico	2	0	0	0-0	0-0	0	0-0	0	12
Brown, Jason	1	0	0	0-0	0-0	1	1-4	0	8
Fortilien, Joanes	1	0	0	0-0	0-0	0	0-0	0	6
Miller, Ahmad	1	0	0	0-0	0-0	0	0-0	0	6
Riley, Jency	1	0	0	0-0	0-0	0	0-0	0	6
Smith, Athen	1	0	0	0-0	0-0	0	0-0	0	6
Spencer, Isaiah	1	0	0	0-0	0-0	0	0-0	0	6
Noll, Matt	0	0	0	4-5	0-0	0	0-0	0	4
Armenta, Leilana	0	0	0	3-3	0-0	0	0-0	0	3
Peppers, Isaac	0	0	1	0-0	0-0	0	0-0	0	2
Total	39	10	1	32-35	0-0	1	1-4	0	300
Opponents	37	2	0	31-34	1-1	1	1-2	0	263

PUNT RETURNS

	NO	YDS	AVG	TD	LG
McGee, Seven	5	50	10.00	0	25
Miller, Duke	4	29	7.25	0	20
Spencer, Isaiah	1	5	5.00	0	5
Stevens, D.J.	1	4	4.00	0	4
Total	11	88	8.00	0	25
Opponents	16	278	17.38	0	50

KICK RETURNS

	NO	YDS	AVG	TD	LG
Powers, Rico	11	201	18.27	0	29
Spencer, Isaiah	7	112	16.00	0	45
Hunt, Andre	6	100	16.67	0	34
McGee, Seven	2	33	16.50	0	24
Smith, Julian	4	20	5.00	0	16
Martin, J.D.	1	17	17.00	0	17
Hazel, Jaheem	1	14	14.00	0	14
Miller, Duke	1	14	14.00	0	14
Doyle, Antonio	1	10	10.00	0	10
Total	34	521	15.32	0	45
Opponents	35	782	22.34	1	96

INDIVIDUAL STATISTICS

INTERCEPTIONS

	NO	YDS	AVG	TD	LG
Hazel, Jaheem	4	14	3.5	0	10
Washington, B.J.	3	0	0.0	0	0
Steward, Tim	3	11	3.7	0	11
Huggins, John	2	0	0.0	0	0
Wiggins, Jr., Ke'Vric	2	0	0.0	0	0
Petty, Anthony	1	22	22.0	0	22
Thompson, Tru	1	0	0.0	0	0
Calligan, Keydrain	1	0	0.0	0	0
Total	17	47	2.8	0	22
Opponents	4	33	8.3	0	33

FUMBLE RETURNS

	NO	YDS	AVG	TD	LG
Smith, Athen	1	0	0.0	1	0
Simmons, Errick	1	0	0.0	0	0
Davis, Devonta	1	0	0.0	0	0
Peppers, Isaac	1	0	0.0	0	0
Doyle, Jr., Antonio	1	-3	-3.0	0	0
Total	5	-3	-0.6	1	0
Opponents	9	32	3.6	0	30

KICKOFFS

	NO	YDS	AVG	TB	OB
Baeza, Gerardo	15	922	61.5	6	0
Wasson, Dylan	32	1842	57.6	8	3
Noll, Matt	6	310	51.7	0	0
Matthews, Emari	3	78	26.0	0	0
Armenta, Leilani	1	25	25.0	0	0
Total	57	3177	55.7	14	3
Opponents	50	2827	56.5	12	2

PUNTING

	NO	YDS	AVG	LG	TB	FC	I20	50+	BLK
Noll, Matt	34	1507	44.32	65	3	2	12	10	0
Salerno, Avery	17	454	26.71	43	0	3	5	0	0
Wasson, Dylan	3	117	39.00	48	0	0	0	0	0
Total	54	2078	38.48	65	3	5	17	10	0
Opponents	53	2015	38.02	67	5	9	25	8	1

FIELD GOALS

	MD-ATT	PCT	1-19	20-29	30-39	40+	LG	BLK
Baeza, Gerardo	4-6	66.67%	0-0	2-2	2-3	0-1	38	0
Wasson, Dylan	6-9	66.67%	0-0	2-2	1-1	3-6	46	0
Total	10-15	66.67%	0-0	4-4	3-4	3-7	46	0
Opponents	2-7	28.57%	0-0	1-2	0-1	1-4	42	2

FIELD GOALS SEQUENCE

	JSU	OPP
South Carolina State	30,(31),(27),(38)	-
Florida A&M	(24)	46,39
Southern	40	52
Texas State	-	-
Bethune-Cookman	(42)	-
Alabama A&M	(40)	-
Alabama State	(46),(45)	(27)
Mississippi Valley State	42	40
UAPB	(24),(29)	-
Texas Southern	41	27
Alcorn State	42,(35)	-

Numbers in parentheses indicate field goal was made

INDIVIDUAL STATISTICS

ALL-PURPOSE YARDS

	G	RUSH	REC	PR	KR	IR	TOT	AVG/G
Mulligan, Irv	8	674	41	0	0	0	715	89.4
Powers, Rico	7	0	385	0	201	0	586	83.7
McCray, Fabian	11	0	584	0	0	0	584	53.1
Spencer, Isaiah	11	0	207	5	112	0	324	29.5
Martin, J.D.	4	204	66	0	17	0	287	71.8
Miller, Duke	9	0	241	29	14	0	284	31.6
Moultrie, Desmond	9	224	55	0	0	0	279	31.0
Paul, Kobe	11	0	259	0	0	0	259	23.5
Hunt, Andre	8	85	71	0	100	0	256	32.0
Miller, Ahmad	10	216	9	0	0	0	225	22.5
Stevens, D.J.	11	0	216	4	0	0	220	20.0
McGee, Seven	9	-1	136	50	33	0	218	24.2
Morgan, Jacobia	6	154	0	0	0	0	154	25.7
McDonald, Zy	5	107	0	0	0	0	107	21.4
Hagler, Hayden	10	0	98	0	0	0	98	9.8
Johnson, Ezequiel	9	89	0	0	0	0	89	9.9
Riley, Jr., Jency	6	0	88	0	0	0	88	14.7
Brown, Jason	8	59	0	0	0	0	59	7.4
Fortillen, Joanes	8	11	33	0	0	0	44	5.5
Hazel, Jaheem	10	0	0	0	14	14	28	2.8
Petty, Anthony	10	0	0	0	0	22	22	2.2
Smith, Julian	7	0	0	0	20	0	20	2.9
Henry, Evan	10	0	11	0	0	0	11	1.1
Steward, Tim	11	0	0	0	0	11	11	1.0
Doyle, Jr., Antonio	11	0	0	0	10	0	10	0.9
McCorley, George	9	0	4	0	0	0	4	0.4
Salerno, Avery	11	-27	0	0	0	0	-27	-2.5
Team	11	-14	0	0	0	0	-14	-1.3
Total	11	1781	2504	88	521	47	4941	449.2
Opponents	11	1644	2076	278	782	33	4813	437.5

DEFENSIVE STATISTICS

DEFENSIVE STATISTICS

	GP	UA	AT	TT	TFL-YDS	SACK-YDS	INT	PBU	QBH	FR	FF	BLK	SAF
Peppers, Isaac	11	36	32	68.0	11.5-50	4.5-24	0	1	1	1	1	0	1
Arrington, Khalil	10	27	29	56.0	5.5-11	2.0-5	0	1	1	0	0	0	0
Guthrie, Esaias	11	34	18	52.0	1.5-8	0-0	0	3	0	0	0	0	0
Williams, Jeremiah	11	20	25	45.0	5.5-19	3.0-13	0	0	2	0	1	0	0
Doyle, Antonio	11	16	28	44.0	5.5-14	4.0-11	0	0	1	1	1	0	0
Huggins, John	10	23	12	35.0	3.0-7	0-0	2	0	2	0	0	0	0
Steward, Tim	11	17	15	32.0	3.5-13	1.5-9	3	2	1	0	1	0	0
Rogers, Solomon	11	18	9	27.0	1.0-5	0-0	0	2	0	0	0	1	0
Washington, B.J.	8	16	9	25.0	4.0-16	0-0	3	2	0	0	1	0	0
Calligan, Keydrain	10	16	6	22.0	2.5-8	0-0	1	2	0	0	0	0	0
Thompson, Tru	11	10	12	22.0	5.0-33	3.5-27	1	0	2	0	0	1	0
Webb, Phillip	11	14	8	22.0	6.0-31	3.0-10	0	1	1	0	0	0	0
Davis, Devonta	11	12	9	21.0	5.0-27	2.5-10	0	0	2	1	1	0	0
Hazel, Jaheem	10	14	7	21.0	1.0-2	0-0	4	5	0	0	0	2	0
Smith, Athen	11	5	13	18.0	1.0-2	0-0	0	0	2	1	0	0	0
Wiggins Jr, Ke'vric	9	15	2	17.0	0.5-2	0-0	2	2	0	0	0	0	0
Petty, Anthony	10	7	10	17.0	0.5-2	0.5-2	1	1	0	0	0	0	0
Walker, Allen	11	8	7	15.0	0-0	0-0	0	0	0	0	0	0	0
Martin, Tyas	11	12	2	14.0	5.5-15	3.5-11	0	0	1	0	0	0	0
Hughes, Jalin	10	9	4	13.0	0-0	0-0	0	3	0	0	0	0	0
Jenkins, Javarian	6	4	7	11.0	0-0	0-0	0	0	1	0	0	0	0
Clarke, Joshua	9	5	4	9.0	1.0-13	1.0-13	0	0	2	0	0	0	0
Boulieu, Noah	9	1	3	4.0	0-0	0-0	0	0	0	0	0	0	0
Paul, Kobe	11	3	1	4.0	0-0	0-0	0	0	0	0	0	0	0
Reynolds, Julius	2	2	2	4.0	0-0	0-0	0	0	0	0	0	0	0
Hunt, Andre	9	1	2	3.0	0-0	0-0	0	0	0	0	0	0	0
Jones, Tavarious	4	2	1	3.0	0-0	0-0	0	0	0	0	0	0	0
Thompson, Greyson	11	1	2	3.0	0-0	0-0	0	0	0	0	0	0	0
Burns, Hunter	7	2	0	2.0	0-0	0-0	0	0	0	0	0	0	0
Dabney, Emahd	5	1	1	2.0	0-0	0-0	0	1	0	0	0	0	0
Dixon II, Deontae	1	2	0	2.0	0-0	0-0	0	0	0	0	0	0	0
Fortilien, Joanes	7	2	0	2.0	0-0	0-0	0	0	0	0	0	0	0
Hagler, Hayden	10	1	1	2.0	0-0	0-0	0	0	0	0	0	0	0
Johnson, Ezequiel	10	1	1	2.0	0-0	0-0	0	0	0	0	0	0	0
McNeil, Jahman	4	1	1	2.0	0-0	0-0	0	0	0	0	0	0	0
Perkins, Joe	2	0	2	2.0	0-0	0-0	0	0	0	0	0	0	0
Barry, Jackson	10	1	0	1.0	0-0	0-0	0	0	0	0	0	0	0
Fortilien, Joan	1	1	0	1.0	0-0	0-0	0	0	0	0	0	0	0
Henry, Evan	11	1	0	1.0	0-0	0-0	0	0	0	0	0	0	0
McCorley, George	9	1	0	1.0	0-0	0-0	0	0	0	0	0	0	0
McCray, Fabian	11	1	0	1.0	0-0	0-0	0	0	0	0	0	0	0
McGee, Seven	9	1	0	1.0	0-0	0-0	0	0	0	0	0	0	0
Miller, Ahmad	10	1	0	1.0	0-0	0-0	0	0	0	0	0	0	0
Miller, Coynis	3	1	0	1.0	0-0	0-0	0	0	0	0	0	0	0
Miller, Duke	9	1	0	1.0	0-0	0-0	0	0	0	0	0	0	0
Morgan, Jacobian	6	1	0	1.0	0-0	0-0	0	0	0	0	0	0	0
Mulligan, Irv	8	1	0	1.0	0-0	0-0	0	0	0	0	0	0	0
Salerno, Avery	11	0	1	1.0	0-0	0-0	0	0	0	0	0	0	0
Stevens, D.J.	11	1	0	1.0	0-0	0-0	0	0	0	0	0	0	0
Taylor, Ashton	5	1	0	1.0	0-0	0-0	0	0	0	0	0	0	0
Team	11	1	0	1.0	0-0	0-0	0	0	0	0	0	0	0
Armenta, Leilana	1	0	0	0	0-0	0-0	0	0	0	0	0	0	0
Baeza, Gerardo	3	0	0	0	0-0	0-0	0	0	0	0	0	0	0
Brown, Jason	8	0	0	0	0-0	0-0	0	0	0	0	0	0	0
Martin, J.D.	4	0	0	0	0-0	0-0	0	0	0	0	0	0	0
McDonald, Zy	5	0	0	0	0-0	0-0	0	0	0	0	0	0	0
Moultrie, Desmond	9	0	0	0	0-0	0-0	0	0	0	0	0	0	0
Noll, Matt	9	0	0	0	0-0	0-0	0	0	0	0	0	0	0
Powers, Rico	7	0	0	0	0-0	0-0	0	0	0	0	0	0	0
Riley, Jency	6	0	0	0	0-0	0-0	0	0	0	0	0	0	0
Simmons, Errick	2	0	0	0	0-0	0-0	0	0	0	1	0	0	0
Spencer, Isaiah	11	0	0	0	0-0	0-0	0	0	0	0	0	0	0
Wasson, Dylan	6	0	0	0	0-0	0-0	0	0	0	0	0	0	0
Total	11	387	288	675.0	69.5-280	29.0-135	19	28	19	5	6	4	1
Opponents	11	454	258	712.0	82.0-327	27.0-166	4	36	12	9	14	1	0

TURNOVER CHART

Opponent	Forced by Jackson State				Forced by Opponent		
	FUM	INT	TOT	Margin	FUM	INT	TOT
South Carolina State	0	1	1	0	1	0	1
Florida A&M	0	0	0	-2	0	0	0
Southern	1	2	3	+3	0	0	0
Texas State	0	1	0	0	0	1	0
Bethune-Cookman	2	1	3	+2	0	1	1
Alabama A&M	1	3	4	+4	0	0	0
Alabama State	0	2	2	-1	3	0	3
Mississippi Valley State	0	3	3	0	3	0	3
UAPB	1	1	2	+1	0	1	1
Texas Southern	0	2	2	+2	0	0	0
Alcorn State	0	1	1	0	0	1	1

REDZONE CHART

Opponent	Jackson State						Opponents				
	No.	TD	R/P	TD%	FG%	Score%	No.	TD	FG	Score%	TD%
South Carolina State	4	0	0/0	0.0	75.0	75.0	1	1	0	100.0	100.0
Florida A&M	3	0	0/0	0.0	33.3	33.3	5	3	0	60.0	60.0
Southern	2	1	1/0	50.0	0.0	50.0	2	0	0	0.0	0.0
Texas State	6	5	3/2	80.0	0.0	80.0	8	8	0	100.0	100.0
Bethune-Cookman	2	1	0/1	50.0	0.0	50.0	2	2	0	100.0	100.0
Alabama A&M	5	4	2/2	80.0	0.0	80.0	6	4	0	100.0	100.0
Alabama State	3	2	2/0	66.7	0.0	66.7	5	3	1	80.0	60.0
MVSU	5	3	2/0	60.0	0.0	60.0	1	0	0	0.0	0.0
UAPB	4	4	0/2	50.0	50.0	100.0	3	2	0	66.7	66.7
Texas Southern	3	3	2/1	100.0	0.0	100.0	2	1	0	50.0	50.0
Alcorn State	2	2	1/1	100.0	0.0	100.0	2	2	0	100.0	100.0

GAME-BY-GAME STATISTICS

GAME-BY-GAME STATISTICS

GAME	FINAL SCORE	QUARTERS					FIRST DOWNS		RUSHING NO-YDS-TD	PASSING			TOT OFF ATT-YDS	PUNTS NO-AVG	F-FL	PENALTIES NO-YDS	FIELD GOALS	
		1	2	3	4	OT	R-P-PE	TOT		C-A-I	YDS	TD					NO	TOP
South Carolina State vs. Jackson State	7-37	0-7	0-10	0-17	7-3	-	9-4-1	14	34-137-0	8-23-1	64	1	57-201	7-34.9	1-0	9-68	0-0	26:49
Jackson State at Florida A&M	10-28	0-21	0-7	3-0	7-0	-	7-10-0	17	32-72-0	20-34-0	231	1	66-303	6-49.2	3-2	4-30	1-1	29:01
Jackson State at Southern	27-14	0-7	13-0	7-0	7-7	-	10-8-1	19	37-231-3	16-26-0	184	1	63-405	4-53.2	1-0	6-69	0-1	28:32
Jackson State at Texas State	34-77	6-21	14-35	7-7	7-14	-	6=14=3	23	39-118-3	23-36-1	282	2	75-400	5-42.4	2-0	9-86	0-0	34:46
Bethune-Cookman at Jackson State	16-22	0-2	9-6	0-6	7-8	-	5-7-2	14	25-58-1	19-36-1	172	1	61-230	6-38.5	2-2	3-35	1-1	26:13
Jackson State vs. Alabama A&M	45-30	21-0	14-7	3-15	7-8	-	10-10-2	22	44-204-3	14-26-0	202	3	70-406	7-26.7	0-0	9-66	1-1	32:57
Alabama State at Jackson State	24-19	10-0	0-10	0-3	14-6	-	6-3-1	10	31-146-2	7-15-2	91	1	46-237	6-34.5	1-0	11-60	1-1	24:52
Jackson State at Mississippi Valley St.	21-6	7-0	7-0	0-0	7-6	-	10-7-2	19	28-177-2	20-36-0	141	1	64-318	6-31.8	5-3	3-15	0-1	24:48
Jackson State at UAPB	40-14	13-0	13-7	0-7	14-0	-	6-14-1	21	30-102-0	26-36-1	373	5	66-475	3-46.3	1-0	7-66	2-2	26:43
Texas Southern at Jackson State	19-21	0-7	7-14	6-0	6-0	-	9-9-1	19	34-226-1	15-29-2	182	2	63-408	2-36.5	0-0	7-76	0-1	24:39
Alcorn State at Jackson State	28-24	14-0	0-14	0-0	-	2-10-2	14	26-76-1	16-24-1	225	3	50-301	6-39.3	2-0	7-55	0-0	26:48	
		0-14	7-3	3-	-	8-8-2	18	32-194-0	22-34-1	237	3	66-431	4-40.0	2-0	15-125	1-2	33:12	

INDIVIDUAL GAME-BY-GAME STATISTICS

GAME-BY-GAME TACKLES (UT-A-TT)

Tackles	UT-A-TT	SCSC	FAMU	SU	TXST	B-CU	AAMU	ALST	MVSU	UAPB	TSU	ALCN
Peppers, Isaac	36-31-67	5-1-6	3-6-9	5-2-7	6-3-9	1-4-5	0-1-1	2-2-4	2-4-6	4-6-10	4-1-5	4-1-5
Arrington, Khalil	27-29-56	6-1-7	0-2-2	2-3-5	-	2-0-2	4-3-7	2-4-6	3-3-6	1-5-6	4-5-9	3-3-6
Guthrie, Esaias	33-17-50	4-0-4	2-1-3	1-2-3	4-4-8	2-2-4	5-0-5	1-1-2	3-0-3	6-2-8	5-4-9	0-1-1
Williams, Jeremiah	20-23-43	3-1-4	1-2-3	2-3-5	1-2-3	1-3-4	1-2-3	4-0-4	3-1-4	1-3-4	2-3-5	1-3-4
Doyle Jr., Antonio	14-28-42	-	3-3-6	1-1-2	0-2-2	1-4-5	2-2-4	2-1-3	3-5-8	0-3-3	1-4-5	1-3-4
Huggins, John	24-13-37	-	0-1-1	4-1-5	2-3-5	1-2-3	4-0-4	2-0-2	4-2-6	3-1-4	1-1-2	3-2-5
Steward, Tim	17-15-32	-	3-2-5	-	5-5-10	2-1-3	1-4-5	-	1-1-2	2-0-2	1-0-1	2-2-4
Rogers, Solomon	18-9-27	4-0-4	-	1-0-1	1-5-6	-	0-2-2	-	2-0-2	4-0-4	5-1-6	1-1-2
Washington, B.J.	16-9-25	-	-	3-1-4	1-2-3	1-2-3	2-1-3	5-0-5	4-2-6	0-1-1	-	-
Calligan, Keydrain	16-6-22	1-0-1	2-0-2	-	-	2-2-4	1-1-2	5-0-5	2-2-4	-	1-1-2	2-0-2
Hazel, Jaheem	14-8-22	-	2-0-2	3-2-5	2-0-2	-	0-1-1	-	1-0-1	1-3-4	0-1-1	5-1-6
Webb, Phillip	14-8-22	1-2-3	3-0-3	3-0-3	1-1-2	1-0-1	2-1-3	0-1-1	1-0-1	1-1-2	0-1-1	1-1-2
Thompson, Tru	10-12-22	1-0-1	-	1-1-2	0-1-1	1-3-4	1-0-1	0-2-2	1-2-3	3-0-3	1-1-2	1-2-3
Davis, Devonta	12-9-21	0-1-1	3-1-4	3-0-3	1-1-2	0-1-1	1-2-3	0-1-1	-	0-2-2	4-0-4	-
Petty, Anthony	7-11-18	2-1-3	1-3-4	-	0-2-2	-	1-1-2	-	0-1-1	1-3-4	2-0-2	-
Smith, Athen	5-13-18	1-1-2	1-1-2	1-1-2	-	0-1-1	-	0-2-2	1-3-4	0-3-3	0-1-1	1-0-1
Wiggins Jr., Ke'Vric	15-2-17	-	3-1-4	-	2-0-2	5-1-6	-	3-0-3	1-0-1	1-0-1	-	-
Martin, Tyas	12-3-15	1-0-1	1-0-1	1-0-1	-	-	0-1-1	1-0-1	4-0-4	2-2-4	1-0-1	1-0-1
Walker, Allen	8-7-15	3-1-4	-	1-2-3	1-3-4	-	-	1-0-1	-	1-1-2	1-0-1	-
Hughes, Jalin	9-4-13	-	2-0-2	-	2-0-2	2-1-3	1-0-1	-	-	1-1-2	1-2-3	-
Jenkins, Javarian	4-7-11	1-1-2	1-2-3	0-1-1	2-3-5	-	-	-	-	-	-	-
Clarke, Joshua	5-4-9	1-1-2	1-1-2	1-2-3	-	-	-	-	2-0-2	-	-	-
Paul, Kobe	2-2-4	-	-	-	0-1-1	-	1-0-1	1-0-1	-	0-1-1	-	-
Reynolds, Julius	2-2-4	1-0-1	1-2-3	-	-	-	-	-	-	-	-	-
Boulieu, Noah	1-3-4	1-0-1	-	-	0-2-2	-	-	-	-	0-1-1	-	-
Fortilien, Joanes	3-0-3	-	-	-	2-0-2	-	1-0-1	-	-	-	-	-
Jones, Tavarious	2-1-3	0-1-1	1-0-1	-	-	-	-	-	1-0-1	-	-	-
Thompson, Greyson	1-2-3	-	-	-	-	-	1-2-3	-	-	-	-	-
Hunt, Andre	1-2-3	-	-	-	1-0-1	-	0-2-2	-	-	-	-	-
Dixon, Deontae	2-0-2	-	-	-	-	-	2-0-2	-	-	-	-	-
Burns, Hunter	2-0-2	-	-	-	-	-	-	-	1-0-1	-	1-0-1	-
Hagler, Hayden	1-1-2	-	-	-	-	-	1-1-2	-	-	-	-	-
Dabney, Emahd	1-1-2	-	-	-	-	-	1-1-2	-	-	-	-	-
Johnson, Ezequiel	1-1-2	-	-	-	-	-	-	-	-	1-1-2	-	-
McNeil, Jahman	1-1-2	-	-	-	0-1-1	-	1-0-1	-	-	-	-	-
McCorley, George	1-0-1	-	-	-	-	-	-	-	-	-	-	1-0-1
Miller, Duke	1-0-1	-	-	-	-	-	1-0-1	-	-	-	-	-
Mulligan, Irv	1-0-1	-	1-0-1	-	-	-	-	-	-	-	-	-
McGee, Seven	1-0-1	-	-	-	-	-	-	-	-	-	1-0-1	-
Morgan, Jacobian	1-0-1	-	-	-	-	-	-	1-0-1	-	-	-	-
Perkins, Joe	1-0-1	-	-	-	-	-	-	-	-	-	1-0-1	-
Miller, Ahmad	1-0-1	-	-	1-0-1	-	-	-	-	-	-	-	-
Barry, Jackson	1-0-1	-	-	-	-	-	-	-	-	-	-	1-0-1
Taylor, Ashton	1-0-1	-	-	1-0-1	-	-	-	-	-	-	-	-
Henry, Evan	1-0-1	-	-	-	-	1-0-1	-	-	-	-	-	-
Stevens, D.J.	1-0-1	-	-	-	1-0-1	-	-	-	-	-	-	-
Miller, Coymis	1-0-1	1-0-1	-	-	-	-	-	-	-	-	-	-
Salerno, Avery	0-1-1	-	-	-	0-1-1	-	-	-	-	-	-	-

INDIVIDUAL GAME-BY-GAME STATISTICS

GAME-BY-GAME TACKLES FOR LOSS (TFL-YDS)

Tackles for Loss	TFL-YDS	SCSU	FAMU	SU	TXST	B-CU	AAMU	ALST	MVSU	UAPB	TSU	ALCN
Peppers, Isaac	11.0-43	2.0-15	1.0-2	1.0-2	-	2.0-7	-	-	1.5-4	2.5-6	-	1.0-7
Webb, Phillip	6.0-28	-	1.0-5	2.0-8	-	-	-	0.5-1	1.0-2	1.5-12	-	-
Martin, Tyas	6.0-16	-	-	1.0-4	-	-	-	-	1.0-3	3.0-8	-	1.0-1
Thompson, Tru	5.0-33	-	-	1.0-8	-	0.5-1	-	-	1.5-11	1.0-5	1.0-8	-
Davis, Devonta	5.0-27	-	0.5-1	1.0-2	1.0-4	-	1.0-12	-	-	0.5-3	1.0-5	-
Doyle Jr., Antonio	5.0-14	-	1.0-6	1.0-1	-	0.5-0	-	0.5-1	1.0-2	1.0-4	-	-
Williams, Jeremiah	4.5-15	1.0-1	-	1.5-7	-	1.0-3	-	-	1.0-7	-	-	-
Washington, B.J.	4.0-16	-	-	1.0-4	-	1.0-1	-	2.0-11	-	-	-	-
Arrington, Khalil	4.0-7	-	0.5-1	0.5-1	-	1.0-1	1.0-1	-	-	1.0-3	-	-
Steward, Tim	3.5-13	-	0.5-1	-	-	-	-	-	0.5-2	1.0-9	-	-
Huggins, John	3.0-7	-	0.5-1	-	-	-	-	-	0.5-1	1.0-1	-	1.0-4
Calligan, Keydrain	2.0-7	1.0-1	-	-	-	-	-	-	1.0-6	-	-	-
Clarke, Joshua	1.0-13	-	-	-	-	-	-	-	1.0-13	-	-	-
Hazel, Jaheem	1.0-2	-	-	1.0-2	-	-	-	-	-	-	-	-
Rogers, Solomon	1.0-5	-	-	-	-	-	-	-	1.0-5	-	-	-
Guthrie, Esaias	1.0-1	-	1.0-1	-	-	-	-	-	-	-	-	-
Smith, Athen	1.0-2	-	-	-	-	-	-	-	0.5-2	0.5-0	-	-
Wiggins Jr., Ke'Vric	0.5-2	-	-	-	-	0.5-2	-	-	-	-	-	-
Petty, Anthony	0.5-2	-	-	-	-	-	-	-	0.5-2	-	-	-

GAME-BY-GAME SACKS (SKS-YDS)

Sacks	SKS-YDS	SCSU	FAMU	SU	TXST	B-CU	AAMU	ALST	MVSU	UAPB	TSU	ALCN
Peppers, Isaac	4.5-24	1.0-8	-	-	-	1.0-5	-	-	1.5-4	-	-	1.0-7
Martin, Tyas	4.0-12	-	-	1.0-4	-	-	-	-	1.0-3	2.0-5	-	-
Thompson, Tru	3.5-27	-	-	1.0-8	-	-	-	-	1.5-11	-	1.0-8	-
Doyle Jr., Antonio	3.5-11	-	1.0-6	1.0-1	-	0.5-0	-	-	0.5-2	0.5-2	-	-
Webb, Phillip	3.0-10	-	-	2.0-8	-	-	-	-	1.0-2	-	-	-
Davis, Devonta	2.5-10	-	-	1.0-2	-	-	-	-	-	0.5-3	1.0-5	-
Williams, Jeremiah	2.0-12	-	-	1.0-5	-	-	-	-	1.0-7	-	-	-
Steward, Tim	1.5-9	-	-	-	-	0.5-0	-	-	-	1.0-9	-	-
Clarke, Joshua	1.0-1	-	-	-	-	-	-	-	1.0-13	-	-	-
Arrington, Khalil	1.0-1	-	-	-	-	1.0-1	-	-	-	-	-	-
Petty, Anthony	0.5-2	-	-	-	-	-	-	-	0.5-2	-	-	-

SUPERLATIVES

JACKSON STATE INDIVIDUAL GAME HIGHS

RUSHES	23	Irv Mulligan vs Alabama A&M (10/07/2023)
	23	Irv Mulligan at Southern (09/09/2023)
YARDS RUSHING	174	Irv Mulligan vs Bethune-Cookman (09/23/2023)
TD RUSHES	2	Jacobian Morgan vs Texas Southern (11/04/2023)
	2	Jacobian Morgan vs Alabama A&M (10/07/2023)
	2	Irv Mulligan at Texas State (09/16/2023)
LONG RUSH	75	Andre Hunt at Southern (09/09/2023)
PASS ATTEMPTS	44	Jason Brown vs Alabama State (10/14/2023)
PASS COMPLETIONS	30	Jason Brown vs Alabama State (10/14/2023)
YARDS PASSING	373	Jacobian Morgan at UAPB (10/28/2023)
TD PASSES	5	Jacobian Morgan at UAPB (10/28/2023)
LONG PASS	70	Jacobian Morgan at UAPB (10/28/2023)
RECEPTIONS	9	Duke Miller vs South Carolina State (08/26/2023)
YARDS RECEIVING	136	Fabian McCray at UAPB (10/28/2023)
TD RECEPTIONS	3	D.J. Stevens at UAPB (10/28/2023)
LONG RECEPTION	70	D.J. Stevens at UAPB (10/28/2023)
PUNTS	9	Avery Salerno vs Bethune-Cookman (09/23/2023)
PUNTING AVG	53.3	Matt Noll at Southern (09/09/2023)
LONG PUNT	65	Matt Noll at Southern (09/09/2023)
PUNTS INSIDE 20	3	Matt Noll at Texas State (09/16/2023)
	3	Matt Noll vs Florida A&M (09/03/2023)
LONG PUNT RETURN	25	Seven McGee vs Alabama A&M (10/07/2023)
LONG KICKOFF RETURN	45	Isaiah Spencer at UAPB (10/28/2023)
TACKLES	10	Isaac Peppers at UAPB (10/28/2023)
	10	Tim Steward at Texas State (09/16/2023)
SACKS	2	Tyas Martin at UAPB (10/28/2023)
	2	Phillip Webb at Southern (09/09/2023)
TACKLES FOR LOSS	3	Tyas Martin at UAPB (10/28/2023)

JACKSON STATE TEAM GAME HIGHS

RUSHES	45	Bethune-Cookman (09/23/2023)
YARDS RUSHING	259	Bethune-Cookman (09/23/2023)
YARDS PER RUSH	6.3	at Mississippi Valley State (10/21/2023)
TD RUSHES	3	vs Alabama A&M (10/07/2023)
	3	at Texas State (09/16/2023)
	3	at Southern (09/09/2023)
PASS ATTEMPTS	46	Alabama State (10/14/2023)
PASS COMPLETIONS	31	Alabama State (10/14/2023)
YARDS PASSING	373	at UAPB (10/28/2023)
YARDS PER PASS	11.5	vs South Carolina State (08/26/2023)
TD PASSES	5	at UAPB (10/28/2023)
TOTAL PLAYS	86	Alabama State (10/14/2023)
TOTAL OFFENSE	494	vs South Carolina State (08/26/2023)
YARDS PER PLAY	7.8	vs South Carolina State (08/26/2023)
POINTS	45	vs Alabama A&M (10/07/2023)
SACKS BY	8	at Mississippi Valley State (10/21/2023)
FIRST DOWNS	28	Alabama State (10/14/2023)
PENALTIES	15	Alcorn State (11/18/2023)
PENALTY YARDS	125	Alcorn State (11/18/2023)
TURNOVERS	3	at Mississippi Valley State (10/21/2023)
	3	Alabama State (10/14/2023)
PUNTS	9	Bethune-Cookman (09/23/2023)
PUNTING AVG	53.3	at Southern (09/09/2023)
LONG PUNT	65	at Southern (09/09/2023)
PUNTS INSIDE 20	3	at Texas State (09/16/2023)
	3	vs Florida A&M (09/03/2023)
LONG PUNT RETURN	25	vs Alabama A&M (10/07/2023)

OPPONENT INDIVIDUAL GAME HIGHS

RUSHES	21	LaDarius Owens, Texas Southern (11/04/2023)
YARDS RUSHING	133	Malik Hornsby, Texas State (09/16/2023)
TD RUSHES	2	four times
LONG RUSH	56	Ismail Mahdi, Texas State (09/16/2023)
PASS ATTEMPTS	44	Harold Blood, Southern (09/09/2023)
PASS COMPLETIONS	25	Harold Blood, Southern (09/09/2023)
YARDS PASSING	320	Harold Blood, Southern (09/09/2023)
TD PASSES	3	Aaron Allen, Alcorn State (11/18/2023)
	3	TJ Finley, Texas State (09/16/2023)
LONG PASS	68	Jeremy Moussa, Florida A&M (09/03/2023)
RECEPTIONS	8	Cameron Young, Alabama A&M (10/07/2023)
YARDS RECEIVING	110	Cameron Young, Alabama A&M (10/07/2023)
TD RECEPTIONS	2	Monterio Hunt, Alcorn State (11/18/2023)
LONG RECEPTION	68	Jah'Marae Sheread, Florida A&M (09/03/2023)
FIELD GOALS	1	Jayden John, Alabama State (10/14/2023)
	1	Cade Hechter, Bethune-Cookman (09/23/2023)
LONG FIELD GOALS	42	Cade Hechter, Bethune-Cookman (09/23/2023)
PUNTS	7	Alexander Davis, Mississippi Valley State (10/21/2023)
PUNTING AVG	46.0	Caleb Darbone, Alcorn State (11/18/2023)
LONG PUNT	67	Alexander Davis, Mississippi Valley State (10/21/2023)
PUNTS INSIDE 20	5	Anthony Frederique, Bethune-Cookman (09/23/2023)
LONG PUNT RETURN	50	Jah'Marae Sheread, Florida A&M (09/03/2023)
LONG KICKOFF RETURN	96	Marcus Riley, Florida A&M (09/03/2023)
TACKLES	14	Colton Adams, Alabama State (10/14/2023)
SACKS	2	five times
TACKLES FOR LOSS	3.5	Colton Adams, Alabama State (10/14/2023)
INTERCEPTIONS	1	four times

OPPONENT GAME HIGHS

RUSHES	41	Texas State (09/16/2023)
YARDS RUSHING	399	Texas State (09/16/2023)
YARDS PER RUSH	9.7	Texas State (09/16/2023)
TD RUSHES	8	Texas State (09/16/2023)
PASS ATTEMPTS	44	Southern (09/09/2023)
PASS COMPLETIONS	25	Southern (09/09/2023)
YARDS PASSING	320	Southern (09/09/2023)
YARDS PER PASS	11.4	Texas State (09/16/2023)
TD PASSES	3	Alcorn State (11/18/2023)
	3	Texas State (09/16/2023)
TOTAL PLAYS	72	Alabama A&M (10/07/2023)
	72	Southern (09/09/2023)
TOTAL OFFENSE	684	Texas State (09/16/2023)
YARDS PER PLAY	10.4	Texas State (09/16/2023)
POINTS	77	Texas State (09/16/2023)
SACKS BY	6	Texas State (09/16/2023)
FIRST DOWNS	34	Texas State (09/16/2023)
PENALTIES	11	Alabama State (10/14/2023)
PENALTY YARDS	100	Texas State (09/16/2023)
TURNOVERS	4	Alabama A&M (10/07/2023)
PUNTS	7	Mississippi Valley State (10/21/2023)
	7	South Carolina State (08/26/2023)
PUNTING AVG	44.7	Southern (09/09/2023)
LONG PUNT	67	Mississippi Valley State (10/21/2023)
PUNTS INSIDE 20	5	Bethune-Cookman (09/23/2023)
LONG PUNT RETURN	50	Florida A&M (09/03/2023)

PARTICIPATION

	GP / GS	SCSU	FAMU	SU	TXST	B-CU	AAMU	ALST	MVSU	UAPB	TSU	ALCN
0 - Walker	11/1	XXX	XXX	XXX	START	XXX	XXX	XXX	XXX	XXX	XXX	XXX
1 - Powers	7/6	START	START	XXX	START	START	START	START	-	-	-	-
2 - Clarke	8/0	XXX	XXX	XXX	XXX	XXX	XXX	-	XXX	XXX	-	-
2 - McCorley	9/0	XXX	-	XXX	XXX	XXX	XXX	XXX	XXX	XXX	-	XXX
3 - Miller	9/3	START	XXX	XXX	XXX	-	XXX	XXX	START	START	-	XXX
3 - Hazel	10/6	XXX	START	XXX	START	-	START	XXX	XXX	START	START	START
4 - Brown	8/6	START	START	XXX	START	START	START	START	-	-	-	XXX
4 - Rogers	11/1	XXX	XXX	XXX	XXX	XXX	XXX	XXX	XXX	XXX	XXX	START
5 - Wiggins Jr.	9/5	START	XXX	XXX	XXX	START	XXX	START	START	START	-	-
5 - Mulligan	8/5	XXX	START	XXX	START	START	START	START	-	-	-	XXX
6 - McDonald	5/0	XXX	XXX	-	XXX	XXX	-	-	-	-	-	XXX
6 - Guthrie	11/9	START	START	XXX	START	START	START	START	START	XXX	START	START
7 - McGee	9/0	-	-	XXX	XXX	XXX	XXX	XXX	XXX	XXX	XXX	XXX
7 - Calligan	9/6	START	XXX	-	-	START	START	START	START	START	XXX	XXX
8 - Martin	4/1	START	-	-	-	-	-	-	-	XXX	XXX	XXX
8 - Hughes	10/10	START	START	-	START	START	START	START	START	START	START	START
9 - Washington	8/3	-	XXX	XXX	START	XXX	XXX	XXX	START	START	-	-
10 - Huggins	10/1	-	XXX	XXX	START	XXX	XXX	XXX	XXX	XXX	XXX	XXX
10 - Kendall	1/0	-	-	-	-	-	-	-	-	-	-	XXX
11 - Spencer	11/6	XXX	START	XXX	START	XXX	START	START	XXX	XXX	START	START
11 - Steward	11/3	XXX	START	XXX	XXX	XXX	XXX	XXX	XXX	XXX	START	START
12 - Thompson	11/0	XXX	XXX	XXX	XXX	XXX	XXX	XXX	XXX	XXX	XXX	XXX
12 - Sharpe	1/0	-	-	XXX	-	-	-	-	-	-	-	-
13 - Johnson	1-0	-	XXX	-	-	-	-	-	-	-	-	-
13 - Peppers	11/10	START	START	XXX	START	START	START	START	START	START	START	START
14 - Hagler	10/2	XXX	XXX	-	XXX	START	XXX	XXX	XXX	XXX	XXX	START
15 - Arrington	10/6	XXX	XXX	XXX	-	START	XXX	START	START	START	START	START
15 - Morgan	6/4	-	-	-	-	-	XXX	XXX	START	START	START	START
16 - Fortilien	8/0	-	-	XXX	XXX	XXX	XXX	XXX	XXX	XXX	XXX	-
17 - Simmons	2/0	-	XXX	-	-	XXX	-	-	-	-	-	-
17 - Dabney	4/0	XXX	XXX	-	-	XXX	XXX	-	-	-	-	-
18 - Short	2/0	-	-	-	-	XXX	-	-	-	-	-	XXX
19 - Paul	11/3	XXX	XXX	XXX	XXX	XXX	XXX	XXX	START	START	START	XXX
19 - Perkins	2/0	-	XXX	-	-	-	-	-	-	-	XXX	-
21 - Moultire	9/4	-	-	XXX	XXX	XXX	XXX	XXX	START	START	START	START
22 - Doyle Jr.	11/10	START	START	XXX	START	START	START	START	START	START	START	START
23 - Jenkins	6/4	START	START	XXX	START	-	START	XXX	-	-	-	-
24 - Petty	10/6	START	START	XXX	START	XXX	START	START	XXX	XXX	START	-
26 - Jones	4/0	XXX	XXX	XXX	-	-	-	-	XXX	-	-	-
27 - Miller	10/0	XXX	XXX	XXX	XXX	XXX	XXX	XXX	XXX	XXX	XXX	-
29 - Dunn Jr.	1/0	XXX	-	-	-	-	-	-	-	-	-	-
31 - May	2/0	-	-	-	-	XXX	-	-	-	-	-	XXX
31 - Dixon	2/0	-	-	-	XXX	-	XXX	-	-	-	-	-
32 - Boulieu	8/0	XXX	XXX	XXX	XXX	XXX	-	XXX	XXX	XXX	-	-
35 - Armenta	2/0	-	-	-	-	XXX	-	-	-	XXX	-	-
37 - Burns	7/0	-	-	XXX	XXX	XXX	-	XXX	XXX	XXX	XXX	-
38 - Baeza	3/0	XXX	XXX	XXX	-	-	-	-	-	-	-	-
38 - Wasson	6/0	-	-	-	-	-	XXX	XXX	XXX	XXX	XXX	XXX
39 - Webb	11/5	XXX	XXX	XXX	XXX	START	XXX	XXX	START	START	START	START
41 - Salerno	11/0	XXX	XXX	XXX	XXX	XXX	XXX	XXX	XXX	XXX	XXX	XXX
42 - McNeil	5/0	-	-	-	XXX	XXX	XXX	-	XXX	XXX	-	-
43 - Ward	1/0	-	-	-	-	-	-	-	-	XXX	-	-
44 - Smith	1/0	-	-	-	-	XXX	-	-	-	-	-	-
46 - Patton	1/0	-	XXX	-	-	-	-	-	-	-	-	-
47 - Barry	10/0	XXX	XXX	XXX	XXX	XXX	XXX	XXX	XXX	XXX	-	XXX
48 - Noll	9/0	XXX	XXX	XXX	XXX	-	-	XXX	XXX	XXX	XXX	XXX
49 - Matthews	3/0	-	XXX	-	-	XXX	-	-	-	-	-	XXX
50 - Goodell	1/0	-	-	XXX	-	-	-	-	-	-	-	-
52 - Granger	3/0	-	-	-	XXX	XXX	-	XXX	-	-	-	-
54 - Taylor	5/0	XXX	XXX	XXX	XXX	XXX	-	-	-	-	-	-
55 - Fowler	3/0	XXX	-	-	-	XXX	XXX	-	-	-	-	-
56 - Smith	11/4	START	START	XXX	XXX	XXX	START	START	XXX	XXX	XXX	XXX
58 - James	8/3	XXX	START	XXX	START	XXX	START	XXX	XXX	-	-	-
63 - Walker	1/0	-	-	-	-	XXX	-	-	-	-	-	-
64 - Graham	10/9	START	-	XXX	START	START	START	START	START	START	START	START
68 - Roa	10/1	START	XXX	XXX	XXX	XXX	XXX	XXX	XXX	XXX	-	XXX
70 - Ford Jr.	8/5	START	-	-	XXX	XXX	START	XXX	START	START	-	START
71 - Henry	10/9	START	-	XXX	START	START	START	START	START	START	START	START
72 - Riley	8/4	-	-	XXX	START	START	XXX	START	XXX	XXX	START	-
74 - Townes-Blue	10/9	START	-	XXX	START	START	START	START	START	START	START	START
76 - Mitchell	1/0	-	-	XXX	-	-	-	-	-	-	-	-
77 - Gonzales	7/0	XXX	-	XXX	XXX	-	XXX	XXX	-	XXX	-	XXX

NATIONAL RANKINGS

AFCA TOP 25 (August 12, 2024)

Team	Record	Pts
1 South Dakota St. (25)	15-0	649
2 North Dakota St.	11-4	614
3 Montana	13-2	576
4 Montana St.	8-4	518
5 South Dakota	10-3	512
6 Villanova	10-3	502
7 Idaho	9-4	473
8 Chattanooga	8-5	403
9 Furman	10-3	392
10 Sacramento St.	8-5	382
11 Southern Illinois	8-5	370
12 Richmond	9-4	353
13 Central Arkansas	7-4	339
14 UAlbany	11-4	275
15 UIW	9-2	259
16 William & Mary	6-5	196
17 UC Davis	7-4	164
18 Lafayette	9-3	157
19 Western Carolina	7-4	144
20 Illinois St.	6-5	143
21 Tarleton	8-3	137
22 North Dakota	7-5	131
23 Youngstown St.	8-5	97
24 Nicholls	6-5	91
25 Florida A&M (1)	12-1	71

RECEIVING VOTES: Weber St., 66; North Carolina Central, 53; Eastern Illinois, 50; UT Martin, 38; Austin Peay, 35; Northern Iowa, 33; Harvard, 32; Yale, 31; Mercer, 27; Holy Cross, 20; Howard, 20; Alabama St., 17; Northern Arizona, 17; Elon, 16; Alcorn St., 9; Duquesne, 7; North Carolina A&T, 6; Fordham, 5; Gardner-Webb, 4; Indiana St., 3; Missouri St., 3; Butler, 2; Eastern Kentucky, 2; Southeast Missouri St., 2; Eastern Washington, 1; Murray St., 1; Samford, 1; Utah Tech, 1.

Stats Perform Top 25 (August 5, 2024)

Team	Record	Pts
1 South Dakota State (52)	15-0	1396
2 North Dakota State (3)	11-4	1327
3 Montana	13-2	1285
4 Montana State (1)	8-4	1199
5 South Dakota	10-3	1155
6 Villanova	10-3	1151
7 Idaho	9-4	1021
8 Sacramento State	8-5	874
9 Chattanooga	8-5	868
10 Southern Illinois	8-5	832
11 Central Arkansas	7-4	724
12 Furman	10-3	678
13 Richmond	9-4	625
14 UIW	8-2	605
15 William & Mary	6-5	546
16 UAlbany	11-4	527
17 Lafayette	9-3	359
18 UC Davis	7-4	351
19 Illinois State	6-5	350
20 Western Carolina	7-4	318
21 Tarleton State	8-3	302
22 Weber State	6-5	268
23 Nicholls	6-5	201
24 North Dakota	7-5	197
25 Youngstown State	8-5	177

RECEIVING VOTES: Elon (174), UT Martin (169), Eastern Illinois (139), Mercer (98), Florida A&M (65), North Carolina Central (52), Austin Peay (51), Alabama State (17), Holy Cross (17), Eastern Washington (14), Duquesne (8), Drake (8), Samford (6), Harvard (6), UNI (4).

BOXTOROW Preseason (July 25, 2024)

Team	Record	Pts
1 Florida A&M (11)	12-1	158
2 North Carolina Central (2)	9-3	143
3 Howard (1)	6-6	140
4 Alcorn State (1)	7-4	126
5 Alabama State (1)	7-4	90
6 Prairie View A&M	6-6	80
7 Jackson State	7-4	79
8 Tennessee State (1)	6-5	43
9 Morgan State	4-6	40
10 Southern	6-5	39

RECEIVING VOTES: South Carolina State (24), Alabama A&M (11), Grambling State (11), Norfolk State (5), Hampton (3).



MEDIA POLICIES



PUBLIC RELATIONS / SPORTS MEDIA STAFF

Associate Athletic Director / Public Relations & Sports Media

Travis Jarome (Football Contact)

Phone (cell): 769.798.8995

Phone (office): 601.979.0857

Email: travis.j.jarome@jsums.edu

Assistant Director

Taylor Jeanlewis

Phone (office): 601.979.0849

Email: taylor.r.jeanlewis@jsums.edu

Assistant Director

Kendal Manns (Secondary Contact)

Email: kendal.k.manns@jsums.edu

Assistant Athletic Director / Broadcasting & Video Services

Rob Jay

Email: robert.h.jeuitt@jsums.edu

THE WEEK AHEAD

Monday	Tuesday	Wednesday	Thursday	Friday	Saturday	Sunday
Practice 8:30 am - 10:30 am	Practice 8:30 am - 10:30 am	Walk Thru (Closed) Travel Day	at ULM 6 pm (CT)	OFF DAY	TBA	OFF DAY
Press Conference 11:30 am - 12 pm	NO INTERVIEWS	NO INTERVIEWS	POST GAME PLAYERS/COACHES	NO INTERVIEWS	NO INTERVIEWS	NO INTERVIEWS
SWAC Zoom 11:55 am - 12:05 pm						
26	27	28	29	30	31	1

POSTGAME INTERVIEWS

Head coach T.C. Taylor and selected student-athletes will be available to the media following all home games, and selected road games upon request. Any requests for additional coaches or student-athletes not selected may be made to Travis Jarome (travis.j.jarome@jsums.edu) any point during or immediately after the game.

GAME NOTES

Game notes for all games are available on the football page on the official athletics website at GoJSUTigers.com.

CREDENTIALS

Credentials for covering Jackson State's 2024 football season, can be obtained by following the credential requests guidelines on GoJSUTigers.com. If you have any questions, you can email Associate Athletic Director/Sports Media, **Travis Jarome** at travis.j.jarome@jsums.edu.

DISTRIBUTION LISTS

To be added to the Jackson State Athletics media distribution list, email your media outlet and email addresses to Associate Athletic Director/Sports Media, **Travis Jarome** at travis.j.jarome@jsums.edu. All outlets on the distribution list will receive PDFs of the box score and play by play, as well as notes and quotes following each game.



ALL-TIME RECORDS

Most Rushing Yards

Game: 345, Williams Arnold vs. Texas Southern, 1993

Season: 1,644, Destry Wright, 1999

Career: 4,050, Destry Wright, 1997-1999

Total Offense

Game: 568, Robert Kent vs. NC A&T, 2002

Season: 3,824, Robert Kent, 2001

Career: 12,565, Robert Kent, 2000-2003

Most Passes Attempted

Game: 53, Robert Kent vs. NC A&T, 2002

Season: 453, Robert Kent, 2001

Career: 1,539, Robert Kent, 2000-2003

Most Passes Completed

Game: 41, Robert Kent vs. NC A&T, 2002

Season: 344, Shedeur Sanders, 2022

Career: 825, Robert Kent, 2000-2003

Most Passing Yards

Game: 585, Robert Kent vs. Alabama State, 2001

Season: 3,791, Casey Therriault, 2011

Career: 11,797, Robert Kent, 2000-2003

Most Touchdown Passes

Game: 7, Mark Washington, at Grambling, 1998

Season: 40, Shedeur Sanders, 2022

Career: 104, Robert Kent, 2000-2003

Most Passes Caught

Game: 14, TC Taylor, vs. Alabama State, 2001

Season: 84, TC Taylor, 2001

Career: 183, Dan Williams, 2013-16

Most Receiving Yards

Game: 235, Rico Richardson, vs. Texas Southern, 2011

Season: 1,286, Sylvester Morris, 1999

Career: 3,616, Willie Richardson, 1950-1952

Most Touchdowns Receiving

Game: 5, Sylvester Morris, vs. Grambling State, 1998

Season: 17, Sylvester Morris, 1998

Career: 36, Willie Richardson, 1950-1952

Most Touchdowns Scored

Game: 7, Walter Payton, vs. Lane, 1972

Season: 24, Walter Payton, 1973

Career: 56, Walter Payton, 1971-1974

Most Points Scored

Game: 42, Walter Payton, vs. Lane, 1972

Season: 180, Walter Payton, 1973

Career: 464, Walter Payton, 1971-1974

Most Interceptions

Game: 5, Karl Johnson vs. Grambling State, 1962

Season: 11, Lem Barney, 1966

Season: 11, Richard Harvey, 1968

Season: 11, Anthony Young, 1978

Career: 26, Lem Barney, 1964-1966

Most Interceptions Returned for TD

4, Robert Turner, 1990 (career)

Most Yards Returning Punts

459, Daryl Jones, 1966

Best Kickoff Return Average

36.9, Isaiah Bolden, 2021

Most Yards Returning Kickoffs

709, Terrey Thigpen, 2000

Most Field Goals

Season: 17, Eric Perri, 2007

Career: 52, Ryan Deising, 2012-2015

Longest Field Goal Made

Season: 50, Eric Perri, 2007 vs. Tennessee State

Season: 50, Ryan Deising, 2014 vs. Prairie View A&M

Longest Field Goal Attempted

53, Vernon Perry, 1985 vs. Texas Southern

Most Extra Points

Season: 51, Ike Ayozie, 1989

Career: 63, Ike Ayozie, 1989-1990

Most Consecutive Extra Points

Season: 45, Ike Ayozie, 1989-1990

Most Punts

Season: 87, Fred McCrae, 1987

Career: 270, Fred McCrae, 1987-1990

Most Yards Punting

Season: 3,385, Fred McCrae, 1987

Career: 10,550, Fred McCrae, 1987-1990

ALL-TIME RECORD BOOK

Passing Yards

Year	Player	Yards
1. 2011	Casey Therriault	3,808
2. 2022	Shedeur Sanders	3,752
3. 2001	Robert Kent	3,640
4. 2010	Casey Therriault	3,436
5. 2002	Robert Kent	3,374
6. 2021	Shedeur Sanders	3,231
6. 2014	LaMontiez Ivy	3,209
8. 1990	Shawn Gregory	2,870
9. 1999	Mark Washington	2,786
10. 1996	Grailyn Pratt	2,600

Passing Completions

Year	Player	Completions
1. 2022	Shedeur Sanders	344
2. 2011	Casey Therriault	272
	2021 Shedeur Sanders	272
4. 2014	LaMontiez Ivy	270
5. 2010	Casey Therriault	255
6. 2001	Robert Kent	245
7. 2002	Robert Kent	231
8. 1996	Grailyn Pratt	202
9. 1995	Grailyn Pratt	191
10. 2003	Robert Kent	184

Touchdown Passes

Year	Player	Touchdowns
1. 2022	Shedeur Sanders	40
2. 2001	Robert Kent	31
	2002 Robert Kent	31
	2010 Casey Therriault	31
5. 2021	Shedeur Sanders	30
6. 1999	Mark Washington	29
	2021 Shedeur Sanders	29
	2000 Robert Kent	27
	2011 Casey Therriault	27
10. 1998	Mark Washington	26

Passing Completion Percentage (over 150 att.)

Year	Player	Percentage
1. 2022	Shedeur Sanders	70.5
2. 2021	Shedeur Sanders	65.9
3. 2014	LaMontiez Ivy	64.0
4. 2023	Jason Brown	63.6
5. 2010	Casey Therriault	58.4
6. 2007	Jimmy Oliver	58.0
7. 2008	Trae Rutland	56.9
8. 1964	Bennie Crenshaw	56.3
9. 1996	Grailyn Pratt	56.0
10. 1992	Ricky Jordan	55.8

Scoring

Year	Player	Points
1. 1973	Walter Payton	160
2. 1974	Walter Payton	123
3. 1972	Walter Payton	117
4. 1998	Sylvester Morris	106
5. 1999	Sylvester Morris	90
	1999 Destry Wright	90
	1992 James Johnson	90
8. 2007	Eric Perri	88
9. 1990	Ike Ayozie	87
10. 2014	Ryan Deising	86

Pass Receptions

Year	Player	Receptions
1. 2001	T. C. Taylor	84
2. 2014	Daniel Williams	73
3. 1999	Sylvester Morris	69
	2021 Keith Corbin	69
5. 1988	Ron Lewis	67
6. 2002	Tim Manning	66
	2022 Shane Hooks	66
8. 2022	Dallas Daniels	63
9. 1998	Sylvester Morris	62
10. 2012	Rico Richardson	60

Receiving Yards

Year	Player	Yards
1. 1999	Sylvester Morris	1,286
2. 1998	Sylvester Morris	1,258
3. 2001	T. C. Taylor	1,234
4. 1960	Willie Richardson	1,227
5. 2012	Rico Richardson	1,153
6. 2002	Tim Manning	1,077
7. 2013	Zach Pendleton	1,067
8. 2014	Daniel Williams	1,004
9. 1989	Ron Lewis	945
10. 1997	Corey Bradford	937

Touchdown Receptions

Year	Player	Touchdowns
1. 1998	Sylvester Morris	17
2. 1999	Sylvester Morris	13
3. 2021	Malachi Wideman	12
4. 2012	Rico Richardson	11
	2001 T. C. Taylor	11
	1962 Willie Richardson	11
	1966 Harold Jackson	11
8. 1959	Willie Richardson	10
	1971 Jerome Barkum	10
	2013 Zach Pendleton	10
	2022 Shane Hooks	10

Interceptions

Year	Player	Interceptions
1. 1966	Lem Barney	11
	1968 Richard Harvey	11
	1978 Anthony Richards	11
4. 1986	Kevin Dent	10
5. 1965	Lem Barney	9
	1967 Richard Harvey	9
	1974 Robert Brazile	9
	1990 Robert Turner	9
9. 1995	Picasso Nelson	8
	1996 Sean Woodson	8

Punting Average

Year	Player	Average
1. 2023	Matt Noll	44.3
2. 1972	Raymond Keys	43.2
3. 1966	Lem Barney	42.5
4. 1973	Raymond Keys	42.1
5. 2013	Darcy Williamson	41.9
6. 1989	Fred McRae	41.8
7. 1965	Lem Barney	41.7
8. 1996	Cedric Dunbar	41.4
8. 1990	Fred McRae	41.2
10. 1971	Raymond Keys	40.6

Field Goals

Year	Player	Field Goals
1. 2014	Ryan Deising	18
2. 2007	Eric Perri	17
3. 2008	Eric Perri	13
4. 2009	Eric Perri	12
	1996 Adam Harris	12
	1983 Eric Dozier	12
	1990 Ike Ayozie	12
	2022 Alejandro Mata	12

THE LAST TIME ...

INDIVIDUAL

300+ Yards Passing

Jacobian Morgan (377) at UAPB (10/28/2023)

400+ Yards Passing

Shedeur Sanders (438) vs. Mississippi Valley State (9/24/2022)

Three (3) Passing Touchdowns

Jacobian Morgan (3) vs. Alcorn State (11/18/2023)

Four (4) Passing Touchdowns

Shedeur Sanders (4) vs. Southern (12/3/2022)

Five (5) Passing Touchdowns

Jacobian Morgan (5) at UAPB (10/28/2023)

10+ Receptions

Dallas Daniels (10) vs. Miss. Valley St. (9/24/2022)

100 Yards Receiving

Fabian McCray (136) at UAPB (10/28/2023)

200+ Yards Receiving

Rico Richardson (235) vs. Texas Southern (9/15/2012)

3+ Receiving Touchdowns

D.J. Stevens (3) at UAPB (10/28/2023)

100 Yards Rushing

Jacobian Morgan (110) at Mississippi Valley State (10/21/2023)

200+ Yards Rushing

Sy'veon Wilkerson (214) at Texas Southern (11/5/2022)

3+ Rushing TDs

Tommy Gooden (4) vs. Arkansas-Pine Bluff (10/5/2013)

3+ Field Goals in a Game

Gerardo Baeza vs. South Carolina State (8/26/2023)

50+ yard Field Goal

Ryan Deising (50) vs. Prairie View A&M (10/4/2014)

50+ yard Punt

Matt Noll (54) vs. Texas Southern (11/4/2023)

12+ Tackles in a Game

Jurriente Davis (12); Aubrey Miller Jr. (11) vs. Alcorn State (11/19/22)

3+ QB Sacks in a Game

Justin Ragin (3.0) at Alcorn (11/19/2022)

Fumble Return For Touchdown

Athen Smith (32 yards) vs. Bethune-Cookman (9/23/2023)

Interception Return for Touchdown

Travis Hunter (44 yards) at Alcorn State (11/19/2022)

Punt Return For Touchdown

Warren Newman (81 yards) vs. Tennessee State (9/11/2021)

Kickoff Return For Touchdown

Isaiah Bolden (91 yards) vs. Prairie View (12/4/2021)

Blocked Punt

Solomon Rogers vs. Alcorn State (11/18/2023)

Blocked Field Goal

Tru Thompson vs. Bethune-Cookman (9/23/2023)

TEAM

Shutout (Defense)

Southern (10/29/2022)

Shutout (Offense)

TCU (9/2/2017)

25+ 1st Downs in a Game

(25) vs. Southern (12/3/2022)

500+ Yds Total Offense

(638) vs. Mississippi Valley State (9/24/2022)

300+ Rushing Yards

(320) vs. Prairie View A&M (10/26/2013)

300+ Passing Yards

(372) at UAPB (10/28/2023)

400+ Passing Yards

(438) vs. Mississippi Valley State (9/24/2022)

Scored 50-59 Points in a Game

(59) vs. Florida A&M (9/4/2022)

Scored 60+ Points in a Game

(66) vs. Grambling State (10/9/2021)

Penalized 100+ Yds in a Game

(125) vs. Alcorn State (11/18/2023)

15+ Penalties in a Game

(15) vs. Alcorn State (11/18/2023)

10+ QB sacks in a Game

(10) vs. Alabama A&M (10/9/21)

3+ Interceptions By

(3) Mississippi Valley State (11/21/2023)