



JACKSON STATE TIGERS

2024 FOOTBALL GAME NOTES

GAME

13

vs

SOUTHERN
DECEMBER 7, 2024



Veterans Memorial Stadium | Jackson, Miss.
Dec. 7, 2024 | 1 p.m. | ESPN2

SERIES HISTORY (SINCE 1956)

Overall	Southern leads 36-34
First Meeting	Oct. 25, 1958 (Southern 30-6)
Last Meeting	Sept. 14, 2024 (Jackson State 33-15)
Current Streak	Jackson State, W5

TELEVISION: ESPN2

Play-by-Play	Tiffany Greene
Analyst	Jay Walker
Reporter	Coley Harvey

RADIO: JSU SPORTS NETWORK SIRIUSXM APP

Play-by-Play	Rob Jay
Analyst	Darrell Asberry
Sideline	Jamye Horton
Producer/Announcer	Sam Brown
Enginner	Andrew Quinn
Flagship Station	WHLH 95.5 FM

SOCIAL MEDIA: #TheelLove

X (formerly Twitter)	@GoJSUTigersFB
Athletics X (formerly Twitter)	@GoJSUTigers
Instagram	@GoJSUTigersFB

2024 SCHEDULE / RESULTS

Date	Opponent	Site	Time/Result
A29	at ULM	Monroe, La.	L, 14-30
S7	Lane	Jackson, Miss.	W, 58-7
S14	Southern	Jackson, Miss.	W, 33-15
S21	at Grambling State	Grambling, La.	L, 20-41
S28	at Texas Southern*	Houston, Texas	W, 43-14
O5	vs. Alabama A&M*	Mobile, Ala.	W, 45-38
O19	Florida A&M*	Jackson, Miss.	W, 35-21
O26	at B-CU*	Daytona Beach, Fla.	W, 37-17
N2	UAPB*	Jackson, Miss.	W, 41-3
N9	MVSU*	Jackson, Miss.	W, 51-14
N16	at Alabama State*	Montgomery, Ala.	W, 16-10
N23	at Alcorn State*	Lorman, Miss.	W, 48-10
D7	SOUTHERN	Jackson, Miss.	1 p.m.

* - SWAC game

All times listed are CST and are subject to change



JACKSON STATE

Record	10-2 Overall 8-0 SWAC
Rankings	AFC: 15 FCS Stats Perform: 28
Last Game	def. Alcorn State, 48-10 (11/23/24)
Streak	W8
Head Coach	T.C. Taylor
Career Record	17-6 (2nd season)
Record at Jackson State	17-6 (2nd season)
Record vs. Southern	2-0

SOUTHERN

Record	8-4 Overall 7-1 SWAC
Rankings	AFC: NR FCS Stats Perform: NR
Last Game	vs. Grambling State (11/30/24)
Streak	W3
Head Coach	Terrence Graves
Career Record	8-4 (1st season)
Record at Southern	8-4 (1st season)
Record vs. Jackson State	0-1

TALE OF THE TAPE


JACKSON STATE		SOUTHERN
36.8	Points/Game	21.6
18.3	Points Allowed/Game	21.8
213.8	Rush Yards/Game	157.5
192.3	Pass Yards/ Game	210.1
406.0	Total Offense/Game	367.6
278.4	Total Defense/Game	292.9

SATURDAY STORYLINES



TAYLOR NAMED FINALIST FOR COY

Jackson State head coach T.C. Taylor has been named one of 15 finalists for the Eddie Robinson Award by FCS Stats Perform. The award is presented annually to the national coach of the year in Division I FCS college football, and has been presented since 1987.



MULLIGAN NAMED FINALIST FOR 3

Jackson State running back Irv Mulligan, who missed the first two games of the season leads the conference in rushing with 1,058 yards. He was named a finalist for the Conerly Trophy (Mississippi), Walter Payton Award, and HBCU+ Player of the Year.



TERRELL JOINS DUO AS FINALIST

Jackson State return specialist/running back Travis Terrell Jr. has been named one of 25 finalists for the Jerry Rice Award by FCS Stats Perform. The award is presented annually to the national freshman of the year in Division I FCS college football. In its 14th season.

collegepressbox is the official media website for Division I football. Access and download game notes, quotes, statistics, media guides, headshots, logos and more for all FBS schools, conferences, postseason games, awards and the College Football Playoff. For access, please register for an account at collegepressbox.com/register.



TIGERS IN THE NCAA RANKINGS

GERARDO BAEZA	NCAA	SWAC	VALUE
Field Goal Percentage	23	2	0.769
Field Goals Per Game	3	1	1.67
Points Responsible For	61	4	109
Points Responsible Per Game	69	4	9.1
Scoring	8	1	9.1

JA'NAYLON DUPREE	NCAA	SWAC	VALUE
Receiving TDs	89	4	5

JOANES FORTILLEN	NCAA	SWAC	VALUE
Fumbles Recovered	96	15	1
Receiving TDs	25	2	8
Receiving Yards	119	5	561
Receiving Yards Per Game	133	6	46.8
Total Touchdowns	97	5	8
Yards Per Reception	34	4	17.00

ESAIAS GUTHRIE	NCAA	SWAC	VALUE
Fumbles Recovered	96	15	1

CAM'RON McCOY	NCAA	SWAC	VALUE
Passing TDs	146	14	4

ROBERT McDANIEL	NCAA	SWAC	VALUE
Sacks	116	10	0.41

JACOBIAN MORGAN	NCAA	SWAC	VALUE
Completion Percentage	34	2	0.632
Completions Per Game	78	5	12.17
Passing Efficiency	13	2	158.7
Passing TDs	24	2	19
Passing Yards	55	3	1,968
Passing Yards Per Game	65	4	164.0
Passing Yards Per Completion	21	3	13.48
Points Responsible For	25	1	152
Points Responsible For/Game	27	1	12.7
Rushing TDs	96	6	6
Total Offense	60	3	188.9
Yards Per Pass Attempt	13	2	8.52

IRV MULLIGAN	NCAA	SWAC	VALUE
All-Purpose	34	2	109.70
Rush Yards Per Carry	7	1	6.74
Rushing TDs	34	2	10
Rushing Yards	23	1	1,058
Rushing Yards Per Game	10	1	105.8
Scoring	82	5	6.0
Total Offense	117	12	105.8
Total Touchdowns	49	2	10

DESMOND MOULTRIE	NCAA	SWAC	VALUE
Fumbles Recovered	96	15	1

JOSHUA NOBLES	NCAA	SWAC	VALUE
Sacks	22	4	0.75

ANTHONY PETTY	NCAA	SWAC	VALUE
Interceptions Per Game	103	12	0.2

REID PULLIAM	NCAA	SWAC	VALUE
Fumbles Recovered	96	15	1

ISAIAS SPENCER	NCAA	SWAC	VALUE
Receiving TDs	143	6	4
Receiving Yards	132	7	537
Receiving Yards Per Game	151	9	44.8
Yards per Reception	38	5	16.78

ASHTON TAYLOR	NCAA	SWAC	VALUE
Fumbles Recovered	96	15	1

TRAVIS TERRELL JR.	NCAA	SWAC	VALUE
All-Purpose	19	1	116.54
Combined Kick Returns	4	1	792
Kickoff Return TDs	1	1	2
Kickoff Returns	4	1	30.4
Punt Returns	3	1	17.3
Rushing Yards	184	17	412
Rushing Yards Per Game	177	16	37.5

PHILLIP WEBB	NCAA	SWAC	VALUE
Fumbles Recovered	96	15	1

KEV'RIC WIGGINS	NCAA	SWAC	VALUE
Interceptions Per Game	65	9	0.3

TC TAYLOR NAMED AS FINALIST FOR EDDIE ROBINSON AWARD

Jackson State head coach T.C. Taylor has been named one of 15 finalists for the Eddie Robinson Award by FCS Stats Perform. The award is presented annually to the national coach of the year in Division I FCS college football, and has been presented since 1987. In its 38th season, it is named for legendary Grambling State coach Eddie Robinson.

Taylor, in his second season as the head coach at Jackson State, has led the team to a 10-2 record and a perfect regular season record in the Southwestern Athletic Conference (SWAC) in eight games. The Tigers rank nationally in several categories including red zone offense (first), winning percentage (second), fourth-down conversion percentage (fourth), total defense (fifth), scoring offense (sixth), team passing efficiency defense (seventh), punt returns (seventh), rushing offense (eighth), third-down conversion percentage defense (ninth), blocked punts (ninth), passing yards allowed (ninth), and passing yards per completion (10th).

The list includes Chennis Berry (South Carolina State), Kevin Cahill (Lehigh), Jim Fleming (Rhode Island), Eddie George (Tennessee State), Russ Huesman (Richmond), Mike Jacobs (Mercer), Clint Killough (UIW), Adam Lechtenberg (Central Connecticut State), Brandon Moore (San Diego), Keith Patterson (Abilene Christian), Tim Plough (UC Davis), Jon Pope (Columbia), Brock Spack (Illinois State), T.C. Taylor (Jackson State), and Brent Vigen (Montana State).

TRAVIS TERRELL JR. NAMED FINALIST FOR JERRY RICE AWARD

Jackson State return specialist/running back Travis Terrell Jr. has been named one of 25 finalists for the Jerry Rice Award by FCS Stats Perform on Monday afternoon.

The award is presented annually to the national freshman of the year in Division I FCS college football. In its 14th season, the award is named after the legendary Hall of Fame receiver, who played on the FCS level at Mississippi Valley State.

Terrell is among the nation's leaders in several categories

including leading the nation in kickoff return touchdowns with two. He also ranks third in kickoff returns, third in punt returns, fourth in combined kick returns, 19th in all-purpose yards, 177th in rushing yards per game, and 180th in rushing yards.

The list includes David Avit (Villanova), CharMar Brown (North Dakota State), Matt Childs (Brown), Jason Collins Jr. (Morgan State), Carson Conklin (Sacramento State), Taron Dickens (Western Carolina), Jaden Green (Lehigh), Steve Hall (Lindenwood), Mark Hamper (Idaho), Malachi Henry (Central Arkansas), Collin Hurst (Presbyterian), Adam Jones (Montana State), Elijah Owens (Indiana State), Travis Terrell Jr. (Jackson State), Tariq Thomas (Bucknell), Drew VanVleet (Dayton), Josh Anglin (North Alabama), Charles Battaglia (Stonehill), C.J. Coombes (Wofford), Sanders Ellis (Tennessee State), Derek Ganter Jr. (Eastern Washington), Christopher Jean (Central Connecticut State), Matthew Traynor (Richmond), Andrew Zock (Mercer), and Finn Lappin (McNeese State).

IRV MULLIGAN NAMED TO PAIR OF LISTS AS A FINALIST

Jackson State running back Irv Mulligan was named to a pair of lists as a finalist heading into championship week - named to the Walter Payton Award and the HBCU+ Player of the Year.

After missing all of spring practice, summer workouts, fall camp, and the first two games of the season; Mulligan returned to the Jackson State backfield with limited carries in his first two games. Since being inserted into the starting lineup, Mulligan helped lead Jackson State to a 9-1 record during the 10-game stretch and helped lead the Tigers to a 10-2 regular season record and a SWAC East Division Championships (and a berth in the conference championship game).

He rushed for 100-plus yards five times and leads the conference as the only rusher with 1,000 yards on the season (becoming the 13th player in school history to reach that mark). Mulligan sits seventh in the nation in yards per carry (6.74), ninth in rushing yards per game (105.8), and 21st in rushing yards (1,058) - all confer-

STATISTICAL MATCHUP: JACKSON STATE vs. SOUTHERN

CATEGORY	NCAA	CONF	VALUE	NCAA	CONF	VALUE
Scoring Offense	6	1	36.8	88	8	21.6
Total Offense	30	2	406.0	57	4	367.6
Rushing Offense	8	1	213.8	55	5	157.5
Passing Offense	79	7	192.3	60	4	210.1
Passing Efficiency	12	1	155.88	96	8	118.68
Time of Possession	76	6	29:36	6	1	32:57
Scoring Defense	11	2	18.3	27	3	21.8
Total Defense	5	2	277.8	7	3	292.9
Rushing Defense	20	2	115.4	37	3	137.1
Passing Defense	9	3	162.4	5	1	155.3
Passing Efficiency Defense	6	1	110.37	11	3	112.66
QB Sacks Per Game	17	2	2.58	17	2	2.58
Tackles for Loss	16	5	6.9	1	1	8.6
Net Punting	45	3	20.55	104	6	33.68
Punt Returns	8	2	14.79	111	12	3.93
Kickoff Returns	46	4	37.76	115	12	16.11
Turnover Margin	59	6	0.08	102	10	-0.58

JACKSON STATE

SOUTHERN

ence-leading numbers. He is also 31st in all-purpose yards (109.70), 33rd in rushing touchdowns (10), and 46th in total touchdowns (10) making him one of the best backs in the nation.

Mulligan joins a list for the Walter Payton Award that includes Mark Adams (Davidson), Hope Adebayo (St. Thomas), Kayvon Britten (Tarleton State), Jeff Caldwell (Lindenwood), Zach Calzada (UIW), Efton Chism III (Eastern Washington), Jacob Clark (Missouri State), Jermaine Corbett (Merrimack), Jaden Craig (Harvard), Jamar Curtis (Lafayette), Paxton DeLaurent (Southeast Missouri State), Roland Dempster (Stony Brook), Cole Gonzales (Western Carolina), Charles Grant (William & Mary), Mark Gronowski (South Dakota State), Miles Hastings (UC Davis), Malachi Hosley (Penn), Elijah Howard (Central Connecticut State), Targhee Lambson (Southern Utah), Lan Larison (UC Davis), Antonio Martin (Southeastern Louisiana), Dwayne McGee (Mercer), Maverick McIvor (Abilene Christian), Tommy Mellott (Montana State), Cam Miller (North Dakota State), Eric Phoenix (South Carolina State), ShunDerrick Powell (Central Arkansas), Daniel Richardson (Florida A&M), Derek Robertson (Monmouth), Ralph Rucker IV (Bucknell), J'Mari Taylor (North Carolina Central), Sam Vidlak (Stephen F. Austin), Jalen Walthall (UIW), and Jameson Wang (Cornell).

The list for the HBCU+ Player of the Year Award consists of Kenny Gallop (safety/Howard), Ckelby Givers (defensive end/Southern), Andrew Jones (linebacker, Grambling State), Jalen McClendon (defensive back/Tennessee State), Eric Phoenix (quarterback/South Carolina State), Daniel Richardson (quarterback/Florida A&M), J'Mari Taylor (running back/North Carolina Central), Carson Vinson (offensive line/Alabama A&M), and Elijah Williams (defensive end/Morgan State).

JAVANCY JONES NAMED FINALIST FOR SPECIAL TEAMS COACH OF THE YEAR

Jackson State assistant coach/special teams coordinator Javancy Jones has been named a finalist for the 2024 FCS Special Teams Coordinator of the Year.

Jones, in his first year on staff, has transformed the Tigers' units into some of the best in the country. Jackson State is ranked nationally in several categories including seventh in punt returns (14.79), ninth in blocked punts (two), 22nd in blocked kicks (three), 46th in kickoff returns (20.55), 46th in net punting (37.76), 54th in kickoff return defense (19.70), 75th in punt return defense (9.57), 80th in blocked kicks allowed (three), and 116th in blocked punts allowed (three).

Individually, Travis Terrell Jr. is ranked in several categories in the country including first in kickoff return touchdowns (two), third in punt returns (17.3), third in kickoff returns (30.4), fourth in combined kick returns (792), and 19th in all-purpose yards (116.64). Meanwhile, Gerardo Baeza is ranked fourth in field goals per game (1.67) and 23rd in field goal percentage (0.769). He also connected on his 20th field goal of the season, setting a new single-season record at Jackson State, while Matt Noll is third in the conference in punting averaging 42.8 yards per punt on just 28

punts. He has recorded fair catches, 13 punts inside the 20, and six punts of 50-plus yards on the season.

He joins a list of finalists that include Ross Jenkins (Southeastern Louisiana), Matt Ulrich (Mercer), and Frank Wilson (Tennessee Tech).

MATT NOLL NAMED FINALIST FOR DORIS ROBINSON AWARD

A diverse, talented group of 13 FCS college football players – one from each conference involved in the Division I subdivision – have been named finalists for the 2024 FedEx Doris Robinson Scholar-Athlete Award including Jackson State punter Matt Noll.

The Doris Robinson Award is celebrating its 10th anniversary season and honors an FCS student-athlete who exemplifies excellence on the field, in the classroom and across the community. The values embody the leadership and integrity championed by Doris Robinson, a former schoolteacher and the wife of legendary Grambling State University coach Eddie Robinson.

The 2024 FedEx Doris Robinson Scholar-Athlete Award Finalists include Efton Chism III (Eastern Washington), James Conway, Fordham (Fordham), Caleb Curtain (Elon), Paxton DeLaurent (Southeast Missouri), Jewelz-Unique Demps (Texas A&M-Commerce), Mark Gronowski (South Dakota State), Chandler Kirton (Austin Peay), Reuben Lowery III (Chattanooga), Julian Rawlins (Davidson), Ben Sahakian, (Cornell), Dan Toatley (Central Connecticut), and Juan Velarde (North Carolina Central).

THIRD TIME IN FOUR YEARS THE TIGERS ARE HOSTING THE CHAMPIONSHIP

Jackson State will host the Southwestern Athletic Conference Championship Game for the third time in four years, with Veterans Memorial Stadium hosting the championship for the fourth time in five years. The Tigers won the conference championship in both 2021 and 2022 with the 2022 championship game providing the similar experience to this season. During that year, the Tigers defeated Southern in the regular season before hosting the Jaguars in the championship game (winning 43-24).

The stadium also hosted the spring game (2020) between Alabama A&M and UAPB.

DOUBLE-DIGIT WIN SEASONS

Since 1956, Jackson State has recorded six 10-win seasons in school history beginning in 1962 (10-1). The Tigers also finished 10-2 in 1978, 10-2 in 1996, followed by back-to-back seasons of 11-2 (2021) and 12-1 (2022). This year's version of Jackson State joined that group with a 10-2 record.

UNDEFEATED AT THE VET THIS SEASON

After struggling at home last season at home, limping to a 2-2 record at Mississippi Veterans Memorial Stadium, Jackson State won all five of its games this season inside the walls of the home stadium. The Tigers have recorded wins over Lane, Southern, Florida A&M, UAPB, and Mississippi



All-Time vs. Southern

SU leads 36-34 | Current Streak: JSU - W5

Nov. 13, 2021	Baton Rouge, La.	W, 21-17
Oct. 29, 2022	Jackson, Miss.	W, 35-0
Dec. 3, 2022	Jackson, Miss.	W, 43-24
Sept. 9, 2023	Baton Rouge, La.	W, 27-14
Sept. 14, 2024	Jackson, Miss.	W, 33-15



NFL Hall of Fame

Lem Barney, Class of 1992
Walter Payton, Class of 1993
Jackie Slater, Class of 2001
Robert Brazile, Class of 2018



BCHOF Members

Kevin Dent
W. C. Gorden
John Merritt
Walter Payton
Willie Richardson
Robert Brazile



All-Time Postseason

Year	Round/Bowl	Opponent (score)
1971	Azalea Bowl	Alabama A&M (W, 40-21)
1978	Semifinals	Florida A&M (L, 10-15)
1981	Quarterfinals	Boise State (L, 7-19)
1982	First Round	Eastern Illinois (L, 13-16)
1985	First Round	Georgia Southern (L, 0-27)
1986	First Round	Tennessee State (L, 23-32)
1987	First Round	Arkansas State (L, 32-35)
1988	First Round	Stephen F. Austin (L, 0-24)
1989	First Round	Montana (L, 7-48)
1990	First Round	Middle Tennessee (L, 7-28)
1995	First Round	Marshall (L, 8-38)
1996	First Round	William & Mary (L, 6-45)
1997	First Round	Western Illinois (L, 24-31)
2021	Celebration Bowl	South Carolina State (L, 10-31)
2022	Celebration Bowl	North Carolina Central (L, 34-41)

TIGERS IN THE SWAC

	RANK	VALUE
3rd Down Conversions	2	0.421
3rd Down Conversion Pct Defense	2	0.307
4th Down Conversions	1	0.750
4th Down Conversion Pct Defense	9	0.583
Blocked Kicks	3	3
Blocked Kicks Allowed	4	3
Blocked Punts	3	2
Blocked Punts Allowed	10	3
Completion Percentage	2	0.607
Defensive TDs	5	1
Fewest Penalties	5	80
Fewest Penalties per Game	5	6.67
Fewest Penalty Yards	7	772
Fewest Penalty Yards per Game	7	64.33
First Downs Defense	3	192
First Downs Offense	3	239
Fumbles Lost	7	9
Fumbles Recovered	9	6
Kickoff Return Defense	5	19.70
Kickoff Returns	4	20.55
Net Punting	3	37.76
Passes Had Intercepted	1	7
Passes Intercepted	3	11
Passing Offense	7	192.3
Passing Yards Allowed	3	162.4
Passing Yards per Completion	3	13.98
Punt Return Defense	6	9.57
Punt Returns	2	14.79
Red Zone Defense	9	0.875
Red Zone Offense	1	0.977
Rushing Defense	2	115.4
Rushing Offense	1	213.8
Sacks Allowed	1	1.33
Scoring Defense	2	18.3
Scoring Offense	1	36.8
Tackles for Loss Allowed	3	5.75
Team Passing Efficiency	1	155.88
Team Passing Efficiency Defense	1	110.37
Team Sacks	2	2.58
Team Tackles for Loss	5	6.9
Time of Possession	6	29:36
Total Defense	2	277.8
Total Offense	2	406.0
Turnover Margin	6	0.08
Turnovers Gained	7	17
Turnovers Lost	4	16
Winning Percentage	1	0.833

Valley State. In those five games, the Tigers have averaged 43.6 points per game while giving up just 12 points per game.

SUCCESS ON THE ROAD

Jackson State has dropped just two games on the road this season, both non-conference games. Dating back to the 2021 season, Jackson State has reeled off 13 consecutive road wins (true road games) in conference play. The Tigers are 4-0 this season, following up undefeated seasons in 2023 (2-0), 2022 (4-0), and 2021 (3-0). The last loss on the road in conference play came on March 20, 2021 against Alabama State during the COVID Spring season.

100-YARD GAMES IN 2024

There were 38 100-yard rushing performances in the Southwestern Athletic Conference (SWAC) this season and Irv Mulligan recorded five of those games and Cam'Ron McCoy one for the Tigers. Mulligan rushed for 100 yards against Florida A&M (139), Bethune-Cookman (171), UAPB (141), a season-high against Mississippi Valley State (187), and Alcorn State (105). He narrowly missed another 100-yard game with 92 against Alabama A&M before starting a streak of four consecutive 100-yard games.

McCoy reached 100 yards against Lane (107).

1,000-YARD RUSHERS, MULLIGAN JOINS THE LIST

Irv Mulligan clinched the rushing title in the Southwestern Athletic Conference last Friday following the Florida A&M and Alabama A&M game. By doing so, Mulligan rushed for 1,058 yards and joined a list of 1,000-yard rushers in a single season - a list that includes Destry White (1998, 1999), Lewis Tillman (1987, 1988), and Walter Payton (1973, 1974) among others.

3,000 FOR A CAREER

Irv Mulligan reached a career milestone in the final regular season game against Alcorn State. The graduate student went over the 3,000-yard mark for his career with stops at Wofford and Jackson State. He has rushed for 3,064 yards on 488 carries, averaging 6.4 yards per carry. He also has scored 25 touchdowns for his career with 10 this season.

GERARD BAEZA BECOMES THE SINGLE SEASON LEADER IN FIELD GOALS

Junior Gerardo Baeza, who was injured during the 2023 season and held to just four field goals, set a new single-season record at Jackson State with his first field goal against Alcorn State. The junior now has 20 field goals on the season with an average of 1.67 field goals per game which is good for fourth in the country. He broke the previous single-season record of 18 held by Ryan Deising set back in 2014.

IS T.C. TAYLOR THE MOST WELL-KNOWN PERSON IN HIS FAMILY?

T.C. Taylor has made a name for himself on the football

field as both a player and a head coach at his alma mater. However, his cousin has made a name for herself on the big screen. Aunjanue L. Ellis-Taylor surprise Taylor at Alcorn State by flying in to watch her cousin win his 10th regular season. If the name sounds familiar, she has starred in Men of Honor (2000), Undercover Brother (2002), Ray (2004), Freedomland (2006), The Express: The Ernie Davis Story (2008), The Taking of Pelham 123 (2009), The Help (2011), The Birth of a Nation (2016), If Beale Street Could Talk (2018), The Color Purple (2023), and Origin (2023). For her portrayal of Oracene Price in the sports drama King Richard (2021), she was nominated for several awards, including the Academy Award for Best Supporting Actress.

She has also starred in multiple television shows.

MULLIGAN HAS PLAYED WITH MORE THAN FOOTBALL ON HIS MIND

The Beaufort, South Carolina, native is on a mission, running for himself and family members - especially the women - who have been killed due to gun violence by men in his hometown. On Sept. 15, the night after Mulligan's 2024 season debut in the Tigers' 33-15 victory against Southern, his cousin, Ari'Anna Mulligan, was one of three teens who were shot in the parking lot of an apartment complex in Burton, South Carolina. She died en route to the Medical University of South Carolina in Charleston. The 17-year-old senior was eager to attend her senior prom, become a hairstylist and attend Georgia Southern, according to The Island News.

Nearly three years before, one of his older sisters, Shaina Syamone Mulligan, was one of two women killed following a dispute at a party on Dec. 4, 2021, in Seabrook, South Carolina.

TALENT MISSING ON THE FIELD FOR THE TIGERS THIS SEASON

Jackson State has heard the news through the conference about how many players a team has been missing when it comes time to line up against the Tigers. However, Jackson State is missing seven skill position players who would be starting or in key roles, and a defensive starter for most of the season.

The Tigers have been without receivers Fabian McCray, Rico Powers Jr., Kobe Paul, Tyquan Henderson, tight end Jency Riley Jr., and running backs J.D. Martin and Ahmad Miller for most of the season. They have also been without Athen Smith, a defensive starter, since the first game of the season.

SECOND HALF HAS PROVEN TOUGH FOR OPPONENTS

Following its 45-38 victory over Alabama A&M on Oct. 5 where Jackson State gave up 28 second-half points, the Tigers have given up just 10 points in the second half in six games to close out the regular season. They have shut out Florida A&M, Bethune-Cookman, UAPB, and Mississippi Valley State in the final 30 minutes while allowing just 10

total points in the final corner combined to Alabama State (seven) and Alcorn State (three). Over that span, Jackson State has allowed just 1.7 points per game in the final quarter.

FOURTH QUARTER DOMINANCE

The Tigers may have dominated the second half since the Alabama A&M game on October 5, however, they have really dominated the fourth quarter against their opponents since that game. The Tigers have a streak of six consecutive games where they have not allowed a single point.

WIN STREAK REACHES EIGHT

Jackson State has extended its winning streak to eight games with a win over Alcorn State to close out the regular season last week. The streak is tied for the fourth-longest active streak in FCS football with South Carolina State. It trails UIW (nine), Richmond (10), and Montana State (12). It also has the Tigers tied for second for the best winning percentage in the country this season. All four schools have won eight consecutive games against conference competition.

ARMENTA MAKES KICKS A PAIR OF EXTRA POINTS FOR THE TIGERS

One year after making headlines as the first female to score in an HBCU football game, Leilani Armenta has made a pair of appearances this season for Jackson State. In doing so, she has converted on a pair of extra points - one each against Mississippi Valley State (HBCUGO) and Alcorn State (ESPN+).

TIGERS EXPLODE OFFENSIVE IN SWAC GAMES

In eight conference game, the Tigers have outscored their opponents 316-127 (39.5-15.9) this season. They have allowed 17 or fewer points in six of the eight conference games this season - Texas Southern (14), Bethune-Cookman (17), UAPB (3), Mississippi Valley State (14), Alabama State (10), and Alcorn State (10).

40-PLUS POINT GAMES FOR JACKSON STATE IN 2024

Jackson State has scored 40-plus points six times (30-plus points three other times) this season including five times in eight conference games. The Tigers have outscored Lane (58-7), Texas Southern (43-14), Alabama A&M (45-38), UAPB (41-3), Mississippi Valley State (51-14), and Alcorn State (48-10).

McDANIEL HAS A DAY FOR THE AGES IN WIN OVER ALABAMA STATE

Robert McDaniel had a career-game in the victory earning SWAC Defensive Player of the Week honors. The graduate student defensive back finished the game with a career-high 14 tackles including nine solo stops. He also recorded 3.0 tackles for loss and 1.0 sack in the victory, along with a forced fumble to help seal the 16-10 victory.

'REVENGE' TOUR IN 2024

Jackson State dropped four games last season in T.C. Taylor's first season with three of those coming in conference play to Florida A&M, Alabama State, and Alcorn State. They labeled this season as the revenge tour to get bounce back against those opponents and went 3-0 this season. They defeated Florida A&M (35-21), Alabama State (16-10), and Alcorn State (48-10) - with the last two coming on the road.

ONE OF THE YOUNGEST COACHING STAFFS IN THE COUNTRY

Jackson State has one of arguably the youngest staffs in the country with an average age of 32.5 years old. The Tigers have 10 coaches on staff that are under the age of 30, while head coach T.C. Taylor is only 45 years old in his second season with Jackson State.

Here is a breakdown of the ages of the assistant coaches heading into the 2024 season:

Eric Gallon (running backs) - 53
Manny Ramirez (offensive line) - 41
Otis Riddley (tight ends/GM)- 40
Vincent Marshall (receivers)- 40
Torenzo Quinn (def coordinator)- 37
Javancy Jones (special teams coordinator)- 29
Rip Kirk (quarterbacks)- 28
Jaylon Watson (sports performance)- 28
Chris Orr (linebackers) - 27
Bobby Mitchell (analyst) - 27
Kali James (defensive line) - 26
Tenoa Alex, Jr. (analyst) - 26
Mario Magana, Jr. (cornerbacks) - 23
Kaleb Graham (analyst) - 22

TIGERS' DEFENSE STEPS UP AGAINST ALABAMA STATE

Jackson State allowed just four yards passing against Alabama State in Montgomery. The total is the second in the nation for passing yards allowed in a game this season, trailing only Saint Francis who held Stonehill to -4 yards in their game.

JACKSON STATE ATOP THE RANKINGS FOR FCS ATTENDANCE ... YET AGAIN

Jackson State has yet again led all of FCS in attendance in the regular season. The Tigers have averaged 27,213 fans this season ahead of Montana (25,845) by just 1,500 fans. The top five includes Montana State (21,899), Alabama State (19,318) - who used home games against Florida A&M and Jackson State to boost its attendance - and Tarleton State (19,147). Two other conference schools round out the top 10 with Southern at seventh (18,463) and Florida A&M in 10th (15,812).

TOP SINGLE-GAME FIGURES OF 2024

Jackson State recorded four of the top 15 single-game attendance figures in 2024. The Tigers had the fourth-highest attended game of the season (the only true home game in the top four) with 34,932 against UAPB. They also had the sixth-highest attended game against Southern

2024 POSTSEASON ALL-SWAC

Offensive Player of the Year

Irv Mulligan, Jackson State

Defensive Player of the Year

Ckelby Givens, Southern

Newcomer of the Year

JaVonnie Gibson, UAPB

Freshman of the Year

Travis Terrell Jr., Jackson State

Coach of the Year

T.C. Taylor, Jackson State

First Team Offense

QB Daniel Richardson, Florida A&M

RB Irv Mulligan, Jackson State

RB Donovan Eaglin, Alabama A&M

OL Carson Vinson, Alabama A&M

OL Arelious Dunn, Alabama State

OL D'Andre Townes-Blue, Jackson State

OL Charles Davis, Florida A&M

OL Ashton Grable, Florida A&M

WR JaVonnie Gibson, Arkansas-Pine Bluff

WR Nathan Rembert, Mississippi Valley State

TE Tavarious Griffin, Alcorn State

First Team Defense

DL Ckelby Givens, Southern

DL Treqwan Thomas, Alabama State

DL Malachi Bailey, Alcorn State

DL Joshua Nobles, Jackson State

LB Andrew Jones, Grambling State

LB Rico Dozier, Alabama State

LB Demarkus Cunningham, Alabama State

DB James Burgess, Alabama State

DB Amon Scarbrough, Alabama State

DB Ke'Vric Wiggins Jr., Jackson State

DB MJ Hinson, Texas Southern

First Team Specialists

PK Guillermo Garcia Rodriguez, PVAMU

P Anthony Frederique, Bethune-Cookman

RS Travis Terrell Jr., Jackson State

LS Avery Salerno, Jackson State

Second Team Offense

QB Jacobian Morgan, Jackson State

RB Jacorian Sewell, Alcorn State

RB Dennis Palmer, Bethune-Cookman

OL Ronald Brown, Alcorn State

OL Desmond Daniels, Alabama State

OL Christon Love, Arkansas-Pine Bluff

OL Evan Henry, Jackson State

OL Kirk Ford Jr., Jackson State

WR Keenan Hambrick, Alabama A&M

WR Jamari Gasset, Florida A&M

TE Koby Gross, Florida A&M

Second Team Defense

DL James Ash, Florida A&M

DL Keelan Cox, Texas Southern

DL Dorian Wesley, Alabama A&M

DL Jaden Hardy, Grambling State

LB Cortez Andrew, Alabama A&M

LB Stemarion Edwards, Alcorn State

LB Jaden Kelly Arkansas-Pine Bluff

DB Delvon Guley, Alabama A&M

DB Keane Lewis, Alabama State

DB Kendall Bohler, Florida A&M

DB Edwin Summerour, Alcorn State

Second Team Specialists

PK Gerardo Baeza, Jackson State

P Matt Noll, Jackson State

RS Darnell Deas, Bethune-Cookman

LS Clayton Thomas Jr., Bethune-Cookman

(32,027), ninth against Florida A&M (28,450) - without its band - and 12th against Lane (26,700) in the home opener. No other school had that many single-game attendance figures in the top 15.

TIGERS vs. LOUISIANA

The Tigers have played 154 games against teams from the state of Louisiana since 1956. They have faced seven different teams over that span and have a 65-88 record. They have played games against Grambling State (27-42), ULM (0-2), Nicholls (1-1), Northwestern State (2-4), Southeastern Louisiana (2-2), Southern (34-36), and Tulane (0-1).

JACKSON STATE WITH TIFF AND JAY ON ESPN

Jackson State has played one game with the talent in the booth today, back against Florida A&M on ESPNU. In that game, the Tigers trailed up until four minutes remaining in the game before scoring twice to win the only game that Tiffany Greene and Jay Walker have been in the booth. Today's game marks the second game with them in the stadium and the first on ESPN2 this season.

"RIGHT WHERE WE WANT TO BE"

Jackson State was picked to finish third this summer in the SWAC East Division behind Alabama State and Florida A&M. It was a place that head coach T.C. Taylor wanted to be entering the season and promptly answered all the questions with eight consecutive wins in conference play to finish the regular season undefeated in conference play.

13 WINS IN SWAC PLAY IN FIRST TWO YEARS AT THE HELM

T.C. Taylor has responded following a 7-4 season when he had to rebuild the program by going 10-2 this season. Not only has he rebounded, but over the first two years in conference play, Taylor has a 13-3 record (going 5-3 in his first year of SWAC play).

JACKSON STATE EAST DIVISION CHAMPIONS OF THE PAST

This year marks the ninth time that the Tigers have claimed a division title in SWAC play. The 2024 team joins a list that includes teams from 2008, 2010, 2011, 2012, 2013, 2021, and 2022).

JACKSON STATE SWAC CHAMPIONS OF THE PAST

This year's team looks to join 19 other teams in school history that have won the SWAC Championship. Those teams include 1961, 1962, 1971, 1972, 1973, 1975, 1980, 1981, 1982, 1985, 1986, 1987, 1988, 1990, 1995, 1996, 2007, 2021, and 2022.

CHASING HISTORY

With a win over Southern, this year's team will have a chance to join three other teams (1962, 1985, 1996) who have won an HBCU National Championship by advancing to the Celebration Bowl to play South Carolina State.

SWAC CHAMPIONSHIP GAME

Jackson State is appearing in its third SWAC Championship game in four years, winning the previous two. It will be the eighth appearance overall for the Tigers.

Year	Opponent	Score
1999	<i>Southern def. Jackson State</i>	31-30
2000	Grambling State def. Alabama A&M	14-6
2001	Grambling State def. Alabama State	38-31
2002	Grambling State def. Alabama A&M	31-19
2003	Southern def. Alabama State	20-9
2004	Alabama State def. Southern	40-35
2005	Grambling State def. Alabama A&M	45-6
2006	Alabama A&M def. UAPB	22-13
2007	<i>Jackson State def. Grambling State</i>	42-31
2008	<i>Grambling State def. Jackson State</i>	41-9
2009	Prairie View A&M def. Alabama A&M	30-24
2010	Texas Southern def. Alabama State	11-6
2011	Grambling State def. Alabama A&M	16-15
2012	<i>UAPB def. Jackson State</i>	24-21
2013	<i>Southern def. Jackson State</i>	34-27
2014	Alcorn State def. Southern	38-24
2015	Alcorn State def. Grambling State	49-21
2016	Grambling State def. Alcorn State	27-20
2017	Grambling State def. Alcorn State	40-32
2018	Alcorn State def. Southern	37-28
2019	Alcorn State def. Southern	39-24
2020	Alabama A&M def. UAPB	40-33
2021	<i>Jackson State def. Prairie View A&M</i>	27-10
2022	<i>Jackson State def. Southern</i>	43-24
2023	Florida A&M def. Prairie View A&M	35-24

SWAC EAST IN CHAMPIONSHIP

The SWAC East Division has won the last six championship games, representing the conference in the Celebration Bowl. The last time the West Division won the championship game came in 2017 when Grambling State won the second of back-to-back titles.

JACKSON STATE AND SOUTHERN IN CHAMPIONSHIP GAME

This weekend's matchup will be the fourth all-time in the championship game between Southern and Jackson State with the Jaguars holding a 2-1 advantage. Southern won in 1999 (31-30) and 2013 (34-27), while Jackson State won the last meeting in 2022 (43-24).

BRINGING THINGS INTO FOCUS, ON THE D-LINE (PART I)

According to grades released by Pro Football Focus, Jackson State has several of the top defensive linemen in the country with one ranking among the best in all of college football. Jeremiah Williams is the top-ranked defensive tackle in the conference and ranks 19th overall in all of FBS and FCS football with an overall grade of 83.6 percent. The grade is the highest since his first year when he graded out at 82.6. This season, he has a grade of 90.4 in run defense in 455 total snaps at defensive tackle. He is joined in the top 50 in FCS football by teammate Tru Thompson who has a grade of 79.3 percent. He has graded out at 70.4 in run defense and 70.4 in pass rush in 418 total snaps at

TIGERS IN THE NCAA

	RANK	VALUE
3rd Down Conversions	40	0.421
3rd Down Conversion Pct Defense	9	0.307
4th Down Conversions	4	0.750
4th Down Conversion Pct Defense	92	0.583
Blocked Kicks	22	3
Blocked Kicks Allowed	77	3
Blocked Punts	9	2
Blocked Punts Allowed	116	3
Completion Percentage	60	0.607
Defensive TDs	55	1
Fewest Penalties	78	80
Fewest Penalties per Game	81	6.67
Fewest Penalty Yards	97	772
Fewest Penalty Yards per Game	98	64.33
First Downs Defense	18	192
First Downs Offense	45	239
Fumbles Lost	89	9
Fumbles Recovered	67	6
Kickoff Return Defense	53	19.70
Kickoff Returns	46	20.55
Net Punting	45	37.76
Passes Had Intercepted	32	7
Passes Intercepted	41	11
Passing Offense	79	192.3
Passing Yards Allowed	9	162.4
Passing Yards per Completion	11	13.98
Punt Return Defense	76	9.57
Punt Returns	8	14.79
Red Zone Defense	97	0.875
Red Zone Offense	1	0.977
Rushing Defense	20	115.4
Rushing Offense	8	213.8
Sacks Allowed	26	1.33
Scoring Defense	11	18.3
Scoring Offense	6	36.8
Tackles for Loss Allowed	62	5.75
Team Passing Efficiency	12	155.88
Team Passing Efficiency Defense	6	110.37
Team Sacks	17	2.58
Team Tackles for Loss	16	6.9
Time of Possession	76	29:36
Total Defense	5	277.8
Total Offense	30	406.0
Turnover Margin	59	0.08
Turnovers Gained	52	17
Turnovers Lost	49	16
Winning Percentage	3	0.833

defensive tackle.

BRINGING THINGS INTO FOCUS, ON THE D-ENDS (PART II)

According to grades released by Pro Football Focus, Jackson State has several of the top defensive ends in the nation with Joshua Nobles and Phillip Webb both grading out at 80.4 percent. Nobles has graded out at 77.6 percent in pass rush and 73.4 in rush defense in 443 snaps - his highest grade in three years, while Webb has graded out at 84.0 in run defense and 77.6 in pass rush defense in 308 snaps - highest grade in three years.

They are not the only two listed as John Brown Jr. is also ranked 287th overall. He has graded out at 72.1 percent, including 79.1 percent in run defense and 56.9 in pass rush defense in 220 snaps. He recorded a higher grade this year compared to last year at McNeese State.

BRINGING THINGS INTO FOCUS, IN THE BACK END (PART III)

According to grades released by Pro Football Focus, Jackson State has several of the top defensive backs in the nation with five listed in the top 470 led by Robert McDaniel who is ranked 86th overall with an overall grade of 80.1 percent. He has graded at 88.0 percent in pass rush defense and 71.1 in coverage. He has also recorded his highest grade in three years in 500-plus snaps this year.

Esaias Guthrie is ranked 148th overall with an overall grade of 76.6 percent. He is at 78.1 in rush defense and 61.1 in pass rush. Meanwhile, Cameron Smith is ranked 382nd with an overall grade of 69.9 percent, Shamar Hawkins 402nd at 69.4 percent, and AJ Petty 470th at 67.5 percent.

The Tigers are the only school with more than three in the top 470 in the SWAC.

BRINGING THINGS INTO FOCUS, IN THE BACKFIELD (PART IV)

According to grades released by Pro Football Focus, Jackson State has one of the top running backs in the country in Irv Mulligan. The graduate is the 34th best running back at all levels this season with an 85.7 grade after missing the first two games of the season. He has graded out at 84.1 percent for his run grade and recorded his best grade in five years playing 296 snaps.

BRINGING THINGS INTO FOCUS, IN THE INTERIOR - GUARDS (PART V)

According to grades released by Pro Football Focus, Jackson State has one of the best guards in all of college football in Evan Henry. The graduate is currently 38th overall in FCS football and has graded out 74.3 percent, making him the highest graded guard in the conference. He has graded out at 76.5 in run blocking 484 snaps, his highest grade in his college career.

BRINGING THINGS INTO FOCUS, IN THE INTERIOR - TACKLES (PART VI)

According to grades released by Pro Football Focus, Jackson State has two of the best tackles in the country including Kirk Ford Jr. who is ranked 39th overall with a grade of 78.2 percent. He is joined by Quavon Davis who is ranked 215th with an overall grade of 66.4 percent. For Ford, he has graded out 85.2 in pass blocking and 74.8 in run blocking in 652 snaps - his highest grade in his collegiate career.

LEWISVILLE, TEXAS - WHO WOULD HAVE GUESSED IT

Jackson State has four players on its team from the same high school - in the state of Texas. Former high school teammates Quaveon Davis, Xavion Davis, Devin Love, and Ethan Terrell will all suit up for the Tigers after playing at Lewisville High School.

THREE RECEIVE HBCU LEGACY BOWL INVITES

Three players have received invites to the HBCU Legacy Bowl to be played when the calendar turns to 2025. Offensive lineman Evan Henry, running back Irv Mulligan, and defensive back Robert McDaniel (all graduates) have been selected to the game.

ALL IN THE FAMILY

When you look at teammates, they become family over time. However, for some, it is family long before arriving at Jackson State due to blood relation. The Tigers have a pair of players who are cousins on this year's team in Irv Mulligan and KJ Chisholm - both from South Carolina.

WEBB SCORES ONLY DEFENSIVE TOUCHDOWN OF THE YEAR

Going into the game against No. 18 Florida A&M, Jackson State had scored in every facet of the game except on defense. That all changed in the fourth quarter when Phillip Webb picked up a loss ball after a sack by Tru Thompson and ran it back 32 yards for the touchdown. For his efforts he was chosen as the Cricket Celebration Bowl Defensive Player of the Week.

HIGH SCHOOL TEAMMATES PAIR UP AT JACKSON STATE

Tyquan Henderson Jacobian Morgan teamed up at Canton High School before going their separate ways in college - Southern Miss and Syracuse. They are now teammates at Jackson State, and hooked up for a 33-yard touchdown against Texas Southern. Unfortunately, Henderson was injured against Bethune-Cookman and has not played since.

GAMECHANGER

Travis Terrell Jr. has changed the game for Jackson State this season after a pair of kickoff returns for touchdowns. Since his second one came against Alabama A&M, Terrell has only had a chance to return six kicks in six games.

2024 PRESEASON HONORS

KIRK FORD JR.

Third Team Phil Steele All-SWAC

ESAIAS GUTHRIE

Second Team All-SWAC

Second Team Phil Steele All-SWAC

EVAN HENRY

BOXTOROW Preseason All-American

First Team All-SWAC

First Team Phil Steele All-SWAC

FABIAN McCRAV

HBCU+ Player of the Year Watch List

BOXTOROW Preseason All-American

First Team All-SWAC

First Team Phil Steele All-SWAC

ROBERT McDANIEL

Aeneas Williams Watch List

Senior Bowl Watch List

Third Team Phil Steele All-SWAC

IRV MULLIGAN

First Team Phil Steele All-SWAC

MATT NOLL

FCS Punter of the Year Watch List

FCS Central Preseason All-American

BOXTOROW Preseason All-American

First Team All-SWAC

First Team Phil Steele All-SWAC

B.J. WASHINGTON

Aeneas Williams Watch List

JEREMIAH WILLIAMS

Second Team Phil Steele All-SWAC



T.C. TAYLOR | SOUTHWESTERN ATHLETIC CONFERENCE [SWAC] COACH OF THE YEAR

Jackson State head coach T.C. Taylor was selected as the SWAC Coach of the Year just one week after being named as a finalist for the Eddie Robinson Award presented by FCS Stats Perform, given annually to the national coach of the year in FCS football.

Taylor, in his second season as the head coach at Jackson State, has led the team to a 10-2 record and a perfect regular season record in the Southwestern Athletic Conference (SWAC) in eight games. The Tigers rank nationally in several categories including red zone offense (first), winning percentage (second), fourth-down conversion percentage (fourth), total defense (fifth), scoring offense (sixth), team passing efficiency defense (seventh), punt returns (seventh), rushing offense (eighth), third-down conversion percentage defense (ninth), blocked punts (ninth), passing yards allowed (ninth), and passing yards per completion (10th).

Those coaches named as a finalist for the Eddie Robinson Award include Chennis Berry (South Carolina State), Kevin Cahill (Lehigh), Jim Fleming (Rhode Island), Eddie George (Tennessee State), Russ Huesman (Richmond), Mike Jacobs (Mercer), Clint Killough (UIW), Adam Lechtenberg (Central Connecticut State), Brandon Moore (San Diego), Keith Patterson (Abilene Christian), Tim Plough (UC Davis), Jon Pope (Columbia), Brock Spack (Illinois State), T.C. Taylor (Jackson State), and Brent Vigen (Montana State).



ACCOMPLISHMENTS

- ◆ Team scored 30-plus points nine times
- ◆ Team scored 40-plus points four times
- ◆ Team scored 50-plus points two times
- ◆ Finished undefeated in conference play, finishing 8-0 (has a 13-3 record in two years)
- ◆ Hosting the SWAC Championship Game for the third time in four years
- ◆ Coached the SWAC Offensive Player of the Year, Irv Mulligan
- ◆ Coached the SWAC Freshman of the Year, Travis Terrell
- ◆ Mulligan is also a finalist for the Walter Payton Award and HBCU+ Player of the Year
- ◆ Terrell is also a finalist for the Jerry Rice Award

BY THE NUMBERS

1

Tigers are currently ranked as the best red zone offense in the nation, scoring on 97.7 percent of their possessions on the year.

2

Jackson State finds itself in the midst of an eight-game winning streak leading to the second-highest winning percentage in the country.

5

Jackson State is fifth in total defense on the season, giving up just 277.8 yards per game through 12 games.

6

The Tigers are averaging 36.8 points per game, best in the conference and sixth in all of FCS football.

8

Number of conference wins this season for the Tigers, eight consecutive wins heading into the championship game.

13

Number of conference wins for head coach T.C. Taylor in his first two seasons at the helm of Jackson State.

17

Number of wins recorded by T.C. Taylor overall in his first two seasons as the head coach at Jackson State.



IRV MULLIGAN | SOUTHWESTERN ATHLETIC CONFERENCE [SWAC] OFFENSIVE PLAYER OF THE YEAR

Jackson State running back Irv Mulligan was selected as the SWAC Offensive Player of the Year just one week after being named as a finalist for the Walter Payton Award, given annually to the best player in FCS football, and a finalist for the HBCU+ National Player of the Year.

After missing all of spring practice, summer workouts, fall camp, and the first two games of the season; Mulligan returned to the Jackson State backfield with limited carries in his first two games. Since being inserted into the starting lineup, Mulligan helped lead Jackson State to a 9-1 record during the 10-game stretch and helped lead the Tigers to a 10-2 regular season record and a SWAC East Division Championships (and a berth in the conference championship game).

He rushed for 100-plus yards five times and leads the conference as the only rusher with 1,000 yards on the season (becoming the 13th player in school history to reach that mark). Mulligan sits seventh in the nation in yards per carry (6.74), ninth in rushing yards per game (105.8), and 21st in rushing yards (1,058) – all conference-leading numbers. He is also 31st in all-purpose yards (109.70), 33rd in rushing touchdowns (10), and 46th in total touchdowns (10) making him one of the best backs in the nation.

He joins a list for the Walter Payton Award that includes Mark Adams (Davidson), Hope Adebayo (St. Thomas), Kayvon Britten (Tarleton State), Jeff Caldwell (Lindenwood), Zach Calzada (UIW), Efton Chism III (Eastern Washington), Jacob Clark (Missouri State), Jermaine Corbett (Merrimack), Jaden Craig (Harvard), Jamar Curtis (Lafayette), Paxton DeLaurent (Southeast Missouri State), Roland Dempster (Stony Brook), Cole Gonzales (Western Carolina), Charles Grant (William & Mary), Mark Gronowski (South Dakota State), Miles Hastings (UC Davis), Malachi Hosley (Penn), Elijah Howard (Central Connecticut State), Targhee Lambson (Southern Utah), Lan Larison (UC Davis), Antonio Martin (Southeastern Louisiana), Dwayne McGee (Mercer), Maverick McIvor (Abilene Christian), Tommy Mellott (Montana State), Cam Miller (North Dakota State), Eric Phoenix (South Carolina State), ShunDerrick Powell (Central Arkansas), Daniel Richardson (Florida A&M), Derek Robertson (Monmouth), Ralph Rucker IV (Bucknell), J'Mari Taylor (North Carolina Central), Sam Vidlak (Stephen F. Austin), Jalen Walthall (UIW), and Jameson Wang (Cornell).

He also joins a list for the HBCU+ Player of the Year award that includes Kenny Gallop (safety/Howard), Ckelby Givers (defensive end/Southern), Andrew Jones (linebacker, Grambling State), Jalen McClendon (defensive back/Tennessee State), Eric Phoenix (quarterback/South Carolina State), Daniel Richardson (quarterback/Florida A&M), J'Mari Taylor (running back/North Carolina Central), Carson Vinson (offensive line/Alabama A&M), and Elijah Williams (defensive end/Morgan State).

MULLIGAN BY THE NUMBERS

Date	Opponent	Rushing					Receiving				
		Att	Yds	Avg	TD	Long	Rec	Yds	Avg	TD	Long
9.14	Southern	13	51	3.9	1	10	1	22	22.0	0	22
9.21	at Grambling State	7	39	5.6	0	29	0	0	0.0	0	0
9.28	at Texas Southern	11	76	6.9	0	32	1	15	15.0	0	15
10.5	vs. Alabama A&M	17	92	5.4	2	25	0	0	0.0	0	0
10.19	Florida A&M	18	139	7.7	1	54	0	0	0.0	0	0
10.26	at Bethune-Cookman	18	171	9.5	2	39	0	0	0.0	0	0
11.2	UAPB	19	141	7.4	1	31	1	2	2.0	0	2
11.9	Mississippi Valley State	18	187	10.4	1	39	0	0	0.0	0	0
11.16	at Alabama State	22	57	2.5	0	8	0	0	0.0	0	0
11.23	at Alcorn State	14	105	7.5	2	28	0	0	0.0	0	0
Totals		157	1058	6.7	10	54	3	39	13.0	0	22
at Jackson State		279	1732	6.2	15	66	8	80	10.0	0	22
at Wofford		190	1329	7.0	11	72	5	42	8.4	0	15
Career Totals		469	3061	6.5	26	72	13	122	9.4	0	22



TRAVIS TERRELL JR. | SOUTHWESTERN ATHLETIC CONFERENCE [SWAC] FRESHMAN OF THE YEAR

Jackson State running back/return specialist Travis Terrell Jr. was selected as the SWAC Freshman of the Year just one week after being named as a finalist for the Jerry Rice Award, given annually to the best freshman in FCS football. Terrell is among the nation's leaders in several categories including leading the nation in kickoff return touchdowns with two. He also ranks third in kickoff returns, third in punt returns, fourth in combined kick returns, 19th in all-purpose yards, 177th in rushing yards per game, and 180th in rushing yards.

He joins a list of finalists that includes David Avit (Villanova), CharMar Brown (North Dakota State), Matt Childs (Brown), Jason Collins Jr. (Morgan State), Carson Conklin (Sacramento State), Taron Dickens (Western Carolina), Jaden Green (Lehigh), Steve Hall (Lindenwood), Mark Hamper (Idaho), Malachi Henry (Central Arkansas), Collin Hurst (Presbyterian), Adam Jones (Montana State), Elijah Owens (Indiana State), Travis Terrell Jr. (Jackson State), Tariq Thomas (Bucknell), Drew VanVleet (Dayton), Josh Anglin (North Alabama), Charles Battaglia (Stonehill), C.J. Coombes (Wofford), Sanders Ellis (Tennessee State), Derek Ganter Jr. (Eastern Washington), Christopher Jean (Central Connecticut State), Matthew Traynor (Richmond), Andrew Zock (Mercer), and Finn Lappin (McNeese State).

TERRELL BY THE NUMBERS

Date	Opponent	Att	Rushing				Long	Rec	Receiving			
			Yds	Avg	TD	Yds			Avg	TD	Long	
8.29	at ULM	6	12	2.0	0	8	6	45	7.5	0	16	
9.14	Southern	6	34	5.7	0	20	0	0	0.0	0	0	
9.21	at Grambling State	5	45	9.0	1	33	3	32	10.7	0	20	
9.28	at Texas Southern	7	33	4.7	0	11	1	4	4.0	0	4	
10.5	vs. Alabama A&M	0	0	0.0	0	0	0	0	0.0	0	0	
10.19	Florida A&M	5	22	4.4	0	12	1	-5	-5.0	0	-5	
10.26	at Bethune-Cookman	8	86	10.8	0	60	0	0	0.0	0	0	
11.2	UAPB	8	50	6.3	0	15	0	0	0.0	0	0	
11.9	Mississippi Valley State	6	63	10.5	2	33	1	-2	-2.0	0	-2	
11.16	at Alabama State	4	28	7.0	0	11	1	5	5.0	0	5	
11.23	at Alcorn State	9	39	4.3	0	14	0	0	0.0	0	0	
Career Totals		64	412	6.4	3	60	13	79	6.1	0	20	

Date	Opponent	Att	Kickoff Returns				Long	Att	Punt Returns			
			Yds	Avg	TD	Yds			Avg	TD	Long	
8.29	at ULM	2	34	17.0	0	21	0	0	0.0	0	0	
9.14	Southern	2	50	25.0	0	29	0	0	0.0	0	0	
9.21	at Grambling State	2	66	33.0	0	33	2	3	1.5	0	3	
9.28	at Texas Southern	3	126	42.0	1	79	1	15	15.0	0	15	
10.5	vs. Alabama A&M	2	113	56.5	1	96	2	62	31.0	0	44	
10.19	Florida A&M	1	33	33.0	0	35	0	0	0.0	0	0	
10.26	at Bethune-Cookman	1	19	19.0	0	19	0	0	0.0	0	0	
11.2	UAPB	0	0	0.0	0	0	1	11	11.0	0	11	
11.9	Mississippi Valley State	2	58	29.0	0	32	5	86	17.2	0	42	
11.16	at Alabama State	1	9	9.0	0	9	3	91	30.3	0	36	
11.23	at Alcorn State	1	8	8.0	0	8	2	8	4.0	0	8	
Career Totals		17	516	30.4	2	96	16	276	17.3	0	44	

SCORING DRIVE BREAKDOWN

Yardage	Jackson State				Opponents			
	TD	FG	TOTAL	PTS	TD	FG	TOTAL	PTS
No. Drive	51	22	73	440	26	9	35	220
Neg. Yards	-	1	1	3	-	-	-	-
0-9	-	2	2	6	-	1	1	3
10-19	3	-	3	21	1	1	2	10
20-29	1	1	2	10	-	-	-	-
30-39	3	3	6	30	1	-	1	7
40-49	8	1	9	60	3	2	5	27
50-59	12	8	20	107	6	4	10	54
60-69	8	2	10	63	1	1	2	10
70-79	12	1	13	86	8	-	8	56
80-89	3	2	5	27	3	-	3	21
90-99	1	-	-	7	3	-	3	21

GAME-OPENING DRIVES

Yardage	Jackson State			Opponents		
	Pts	Firsts	Yds	Pts	Firsts	Yds
ULM	-	1	15	-	1	36
Lane	7	-	7	-	-	-5
Southern	3	2	58	-	1	22
Grambling State	-	-	-1	7	3	77
Texas Southern	3	4	86	-	2	28
Alabama A&M	7	3	75	-	-	7
Florida A&M	7	2	67	-	-	5
Bethune-Cookman	7	2	71	7	2	75
UAPB	7	2	61	3	2	43
Mississippi Valley State	3	-	4	-	-	3
Alabama State	-	1	16	-	1	16
Alcorn State	-	1	17	-	1	18
Southern						

THREE AND OUTS

Opponent	Jackson State	Opponents
	Three and Outs / Drive	Three And Outs / Drives
ULM	2/11	3/10
Lane	2/13	6/12
Southern	1/12	3/11
Grambling State	1/15	3/13
Texas Southern	1/12	2/12
Alabama A&M	2/10	3/11
Florida A&M	0/12	3/12
Bethune-Cookman	2/9	4/10
UAPB	0/11	1/9
Mississippi Valley State	1/11	6/13
Alabama State	5/14	4/13
Alcorn State	1/12	3/11

SECOND-HALF OPENING DRIVES

Yardage	Jackson State			Opponents		
	Pts	Firsts	Yds	Pts	Firsts	Yds
ULM	7	4	75	7	3	85
Lane	7	1	65	-	-	-1
Southern	3	2	35	-	2	57
Grambling State	-	2	42	-	4	50
Texas Southern	7	2	50	-	-	1
Alabama A&M	5	1	71	7	5	67
Florida A&M	-	2	24	-	2	32
Bethune-Cookman	7	4	69	-	-	-3
UAPB	-	3	40	-	3	31
Mississippi Valley State	7	2	67	-	-	-3
Alabama State	-	-	8	-	-	7
Alcorn State	-	2	27	-	-	5
Southern						

JACKSON STATE TIME OF POSSESSION

Opponents	Result	Overall	First Qtr	Second Qtr	Third Qtr	Fourth Quarter	Overtime
ULM	L, 14-30	0-1	6:13	3:09	8:34	7:15	-
Lane	W, 58-7	1-1	6:20	6:13	9:09	10:00	-
Southern	W, 33-15	2-1	8:48	6:12	6:58	9:17	-
Grambling State	L, 20-41	2-2	7:56	6:35	6:21	4:20	-
Texas Southern	W, 43-14	3-2 (1-0)	8:36	6:41	6:27	4:56	-
Alabama A&M	W, 45-38	4-2 (2-0)	4:30	5:20	3:57	6:24	-
Florida A&M	W, 35-21	5-2 (3-0)	9:10	8:19	8:23	8:15	-
Bethune-Cookman	W, 37-17	6-2 (4-0)	5:03	6:26	10:49	7:42	-
UAPB	W, 41-3	7-2 (5-0)	4:22	12:30	8:26	10:07	-
MVSU	W, 51-14	8-2 (6-0)	7:48	8:34	10:17	6:49	-
Alabama State	W, 16-10	9-2 (7-0)	6:24	4:56	9:36	9:32	-
Alcorn State	W, 48-10	10-2 (8-0)	7:07	9:34	7:58	6:39	-
Southern							

OPPONENT TIME OF POSSESSION

Opponents	Result	Overall	First Qtr	Second Qtr	Third Qtr	Fourth Quarter	Overtime
ULM	W, 30-14	-	8:47	11:51	6:26	7:45	-
Lane	L, 7-58	-	8:40	8:47	5:51	5:00	-
Southern	L, 15-33	-	6:12	8:48	8:02	5:43	-
Grambling State	W, 40-21	-	7:04	8:25	8:39	10:40	-
Texas Southern	L, 14-43	-	6:24	8:19	8:33	6:21	-
Alabama A&M	L, 38-45	-	10:30	9:40	11:03	8:36	-
Florida A&M	W, 35-21	-	5:50	6:41	6:37	6:45	-
Bethune-Cookman	W, 37-17	-	9:57	8:34	4:11	7:18	-
UAPB	W, 41-3	-	10:27	2:30	6:34	4:53	-
MVSU	W, 51-14	-	7:12	6:26	4:43	8:11	-
Alabama State	W, 16-10	-	8:36	10:04	5:24	5:28	-
Alcorn State	W, 48-10	-	7:53	5:26	7:02	8:21	-
Southern							

RECORD BREAKDOWN

	2024	SWAC
Overall	10-2	8-0
vs. SWAC	9-1	8-0
vs. Non-Conference	2-2	-
at Mississippi Veterans Memorial	5-0	3-0
in Away Game	4-2	4-0
at Neutral Sites	1-0	1-0
Day Games	7-0	7-0
Night Games (6 p.m. start or later)	3-2	1-0
vs. Top 25 Teams	1-0	1-0
vs. Top 10 Teams	-	-
vs. Top 5 Teams	-	-
vs. Top-Ranked Teams	-	-
TV Games	10-2	8-0
on SWAC Digital Network	1-0	-
on ESPN	-	-
on ESPN2	-	-
on ESPN+	6-2	5-0
on ESPNU	1-0	1-0
on HBCUGO	2-0	2-0
Scoring First	7-0	5-0
Opponents Score First	3-2	3-0
Leading at Halftime	8-0	6-0
Trailing at Halftime	1-2	1-0
Tied at Halftime	1-0	1-0
Leading after Third Quarter	9-0	7-0
Trailing after Third Quarter	1-2	1-0
Tied after Third Quarter	-	-
Overtime Games	-	-
Scoring less than 20 points	1-1	1-0
Scoring 20-29 points	0-1	-
Scoring 30-39 points	3-0	2-0
Scoring 40-49 points	4-0	4-0
Scoring 50+ points	2-0	1-0
Allowing less than 20 points	8-1	6-0
Allowing 20-29 points	1-0	1-0
Allowing 30-39 points	1-1	1-0
Allowing 40-49 points	0-1	-
Allowing 50+ points	-	-
Totaling 300-399 yards of total offense	2-0	1-0
Totaling 400-499 yards of total offense	6-1	5-0
Totaling 500-599 yards of total offense	1-0	1-0
Totaling 600-plus yards of total offense	-	-
Rushing for less than 100 yards	1-1	1-0
Rushing for 100-149 yards	1-0	1-0
Rushing for 150-plus yards	8-1	6-0
Passing for less than 300 yards	10-2	8-0
Passing for 300-399 yards	-	-
Passing for 400-499 yards	-	-
Passing for 500-plus yards	-	-
Allowing less than 100 yards rushing	5-0	4-0
Allowing 100-199 yards rushing	4-2	3-0
Allowing 200-plus yards rushing	1-0	1-0
Allowing less than 200 yards passing	6-2	5-0
Allowing 200-299 yards passing	2-0	2-0
Allowing 300-399 yards passing	1-0	-
Allowing 400-plus yards passing	0-1	-
Allowing less than 300 yards total offense	5-1	4-0
Allowing 300-399 yards of total offense	2-1	2-0
Allowing 400-499 yards of total offense	1-0	-
Allowing 500-plus yards of total offense	-	-
Having no turnovers	4-0	2-0
Forcing no turnovers	1-2	1-0
Leading turnover margin	5-0	3-0
Trailing turnover margin	1-2	1-0
Tied in turnover margin	4-0	4-0
Having < 2 takeaways	3-2	3-0
Having 2 or more takeaways	7-0	5-0
Leading in time of possession	7-0	5-0
When trailing in time of possessions	2-2	2-0

OPPONENT BREAKDOWN



**SOUTHERN
JAGUARS**
1-1, 0-0 SWAC



**TERRENCE
GRAVES**
FIRST SEASON

LAST MEETING
JACKSON STATE def. SOUTHERN, 33-15
Sept. 14, 2024 | Jackson, Miss. | Veterans Memorial Stadium

JACKSON, Miss. | Jackson State raced to a three touch-down lead early in the first half and never looked back in a 33-15 victory over Southern in non-conference action on Saturday night at Mississippi Veterans Memorial Stadium.

The win was the fifth consecutive for Jackson State in the series.

Jackson State (2-1) used 201 yards on the ground by seven different ball carriers on Saturday to run out to a 23-3 halftime lead it would not relinquish. Irv Mulligan led the team with 53 yards and a touchdown on 13 carries in his season debut, while J.D. Martin added 37 yards on 12 carries in his debut. Ahmad Miller added 35 yards and Travis Terrell Jr. 34 in the win.

Jacobian Morgan led the offense with 153 passing yards and a touchdown as the Tigers hit eight different receivers. Isaiah Spencer led the way with five receptions for 41 yards, while Joanes Fortilien added 60 yards on three receptions.

Day Day Bright led the Tigers with eight tackles, all solo. Reid Pulliam added six and Joshua Nobles six with 2.5 sacks. The Tigers accounted for two turnovers, interceptions from Ke'Vric Wiggins Jr. and Dimonyia Lacey.

	GAME THREE September 14, 2024 Attendance: 32,027
	SOUTHERN 15
JACKSON STATE 33	

BOX SCORE

SCORING SUMMARY

	0	3	6	6	-	15
SOUTHERN						
JACKSON STATE	10	13	10	0	-	33

1st	12:35	JSU	Baeza 25-yd field goal
1st	3:50	JSU	Martin 1-yd run
2nd	14:18	JSU	Landy 30- yd pass from Morgan
2nd	2:49	JSU	Miller 30-yd run (Baeza kick)
2nd	0:36	SU	Griffin 29-yd field goal
3rd	9:21	JSU	Baeza 39-yd field goal
3rd	6:10	SU	Russell 3-yd run
3rd	2:23	JSU	Mulligan 5-yd run (Baeza kick)
4th	7:31	SU	Minor 16-yd pass from Bodden

STATISTICS

TEAM STATS	SU	JSU
FIRST DOWNS	18	19
RUSHES-YARDS (NET)	21-29	42-201
PASSING YDS (NET)	387	198
Passes Comp.-Att.-Int.	23-39-2	14-25-0
TOTAL OFFENSE PLAYS-YARDS	60-416	67-399
Fumble Returns-Yards	0-0	0-0
Punt Returns-Yards	0-0	2-21
Kickoff Returns-Yards	4-65	3-84
Punts (Number-Avg)	5-35.0	3-40.7
Fumbles - Lost	0-0	1-0
Penalties - Yds.	5-45	2-30
Possession Time	28:45	31:15
3rd Down Conversions	5 of 12	7 of 15
4th Down Conversions	0 of 1	0 of 0
Red-Zone Scores - Chances	3-3	3-3
Sacks By: Number - Yards	0-0	3-21

INDIVIDUAL STATISTICS

RUSHING: SU - Rhymes 8-18 Russell 3-9, Teasett 3-8. JSU - Mulligan 13-53, Miller 3-35, Terrell 6-34, Martin 12-33, McCoy 2-23.

PASSING: SU - Bodden 17-29-2-352, Teasett 6-10-0-35. JSU - Morgan 12-21-0-153, McCoy 2-4-0-45.

RECEIVING: SU - Whitfield 6-85, Davis 4-62, Kirkwood 3-121, Fuller 3-22, Morris 3-19. JSU - Spencer 5-41, Fortilien 3-60, Landy 1-30, Martin 1-27, Mulligan 1-22.

TACKLES (UA-A-TOT): SU - Johnson 9-5-14, Givens 5-2-7, Williams 6-1-7, Harry 4-3-7. JSU - Bright 8-0-8, Nobles 3-3-6, Pulliam 3-3-6.

SOUTHWESTERN ATHLETIC CONFERENCE

STANDINGS

Eastern Division

	SWAC	Pct.	GB	Division	Overall	Pct.	Home	Away	Neutral	L10	Streak
Jackson State	8-0	1.000	-	5-0	10-2	.833	5-0	4-2	1-0	9-1	W8
Florida A&M	5-3	.625	3	3-2	7-5	.583	4-1	1-4	2-0	6-4	W2
Alabama State	5-3	.625	3	3-2	6-5	.545	3-2	1-2	2-1	6-4	W1
Alabama A&M	4-4	.500	4	2-3	6-6	.500	5-1	1-3	0-2	5-5	L1
Bethune-Cookman	2-6	.250	6	1-4	2-10	.167	1-4	1-5	0-1	2-8	L3
Mississippi Valley St.	1-7	.125	7	2-3	1-11	.083	0-3	1-8	0-0	1-9	L1

Western Division

	SWAC	Pct.	GB	Division	Overall	Pct.	Home	Away	Neutral	L10	Streak
Southern	7-1	.875	-	5-0	8-4	.667	3-1	4-3	1-0	7-3	W4
Alcorn State	5-3	.625	2	4-1	6-6	.500	3-1	3-4	0-1	5-5	L1
Texas Southern	4-4	.500	3	3-2	5-6	.455	3-3	1-4	0-0	5-5	W2
Prairie View A&M	3-5	.375	4	1-4	5-7	.416	3-2	1-5	1-0	4-6	L2
UAPB	3-5	.375	4	1-4	3-9	.333	2-3	1-5	0-1	2-8	L4
Grambling State	2-6	.250	5	1-4	5-7	.417	3-2	2-3	0-2	4-6	L2

SCHEDULE / RESULTS

all times central

SUNDAY, SEPTEMBER 1

North Carolina Central def. Alabama State (Miami, Fla.), 31-24

SATURDAY, SEPTEMBER 7

Mercer def. Bethune-Cookman, 31-2
(12) Miami (Fla.) def. Florida A&M, 59-6
Alabama State def. Miles, 24-3
Alabama A&M def. Kentucky State, 49-7
Grambling State def. Tuskegee, 37-20
Jackson State def. Lane, 58-7
Rice def. Texas Southern, 69-7
Southern def. Savannah State, 42-10
Northwestern State def. Prairie View A&M, 37-31
Lamar def. Mississippi Valley State, 28-14
Vanderbilt def. Alcorn State, 55-0
UAPB def. Arkansas Baptist, 73-0

SATURDAY, SEPTEMBER 14

Michigan State def. Prairie View A&M, 40-0
Western Michigan def. Bethune-Cookman, 59-31
Jackson State def. Southern, 33-15
Murray State def. Mississippi Valley State, 59-8
Samford def. Alabama State, 12-7
Tennessee State def. UAPB, 41-28
Alcorn State def. Edward Waters, 38-7
Grambling def. Texas A&M-Commerce, 35-28 (ot)
Alabama A&M def. Georgetown (Ky.), 24-19

SATURDAY, SEPTEMBER 21

Clark-Atlanta def. Bethune-Cookman, 38-37
Nicholls def. Mississippi Valley State, 66-0
Central Arkansas def. UAPB, 56-17
Austin Peay def. Alabama A&M, 59-16
Troy def. Florida A&M, 34-12
Grambling State def. Jackson State, 41-20
Southern def. Prairie View A&M, 31-24 (ot)
Lamar def. Texas Southern, 20-17
McNeese State def. Alcorn State, 42-14

SATURDAY, SEPTEMBER 28

*Alcorn State def. Mississippi Valley State, 42-21
*Alabama State def. Bethune-Cookman, 26-21
*Alabama A&M at Florida A&M, p.p. - Hurricane Helene
*Prairie View A&M def. Grambling State, 36-34 (5 ot)
*Jackson State def. Texas Southern, 43-14

SATURDAY, OCTOBER 5

*Alcorn State def. UAPB, 38-28
*Florida A&M def. Alabama State, 28-13
Texas Southern def. Virginia-Lynchburg, 28-10
*Jackson State def. Alabama A&M, 45-38
Incarnate Word def. Prairie View A&M, 56-28
Nicholls def. Southern, 51-7

FRIDAY, OCTOBER 11

*UAPB def. Prairie View A&M, 21-17

SATURDAY, OCTOBER 12

*Alabama A&M def. Bethune-Cookman, 56-12
*Alabama State def. Mississippi Valley State 54-17
*Alcorn State def. Grambling State, 17-15
*Southern def. Texas Southern, 22-19 (ot)

SATURDAY, OCTOBER 19

*Grambling State def. UAPB, 31-21
*Bethune-Cookman def. Mississippi Valley State, 20-10
*Jackson State def. Florida A&M, 35-21
*Southern def. Alcorn State, 24-14

SATURDAY, OCTOBER 26

*UAPB def. Mississippi Valley State, 35-21
*Jackson State def. Bethune-Cookman, 37-17
*Prairie View A&M def. Texas A&M-Commerce, 34-27
*Alabama State def. Alabama A&M (Birmingham, Ala.), 27-19
*Florida A&M def. Southern, 24-6
*Texas Southern def. Grambling State, 24-17

SATURDAY, NOVEMBER 2

*Southern def. Alabama A&M, 25-20
*Prairie View A&M def. Mississippi Valley State, 17-16
*Jackson State def. UAPB, 41-3
*Bethune-Cookman def. Grambling State, 24-21
*Florida A&M def. Texas Southern, 52-28
*Alabama State def. Alcorn State 21-17

SATURDAY, NOVEMBER 9

*Alcorn State def. Texas Southern, 42-21
*Alabama A&M def. UAPB, 52-24
*Jackson State def. Mississippi Valley State, 51-14
*Grambling State def. Alabama State, 24-23
*Southern def. Bethune-Cookman, 25-23
*Prairie View A&M def. Florida A&M, 31-12

THURSDAY, NOVEMBER 14

*Alabama A&M def. Grambling State, 22-17

SATURDAY, NOVEMBER 16

*Mississippi Valley State def. Florida A&M, 24-21
*Jackson State def. Alabama State, 16-10
*Southern def. UAPB, 31-9
*Texas Southern def. Bethune-Cookman, 17-14
*Alcorn State def. Prairie View A&M, 26-13

SATURDAY, NOVEMBER 23

*Alabama A&M def. Mississippi Valley State, 49-35
*Alabama State def. Prairie View A&M, 9-6
*Texas Southern def. UAPB, 31-23
*Jackson State def. Alcorn State, 48-10
*Florida A&M def. Bethune-Cookman, 41-38

THURSDAY, NOVEMBER 28

Alabama State def. Tuskegee, 34-6

FRIDAY, NOVEMBER 29

*Florida A&M def. Alabama A&M, 28-20

SATURDAY, NOVEMBER 30

*Southern def. Grambling State, 24-14

SATURDAY, DECEMBER 7

Southern at Jackson State [ESPN2] 1 p.m.
[SWAC Championship Game]

SWAC PLAYERS OF THE WEEK

OFFENSE

Week 1	Daniel Richardson, Florida A&M
Week 2	Myles Crawley, Grambling State
Week 3	Mekhi Hagens UAPB
Week 4	Cam'Ron Ransom, Bethune-Cookman
Week 5	Jacobian Morgan, Jackson State Jacorian Sewell Alcorn State
Week 6	Jacobian Morgan, Jackson State
Week 7	Xavier Lankford, Alabama A&M Kareem Keyes, Alabama State
Week 8	Irv Mulligan, Jackson State Kendric Rhymes, Southern
Week 9	Jamari Gassett, Florida A&M
Week 10	Czavian Teasett, Southern
Week 11	Donovan Eaglin, Alabama A&M
Week 12	Nathan Rembert, MVSU
Week 13	Cornelius Brown, Alabama A&M Thad Franklin Jr., Florida A&M

DEFENSE

Week 1	Michael Oppong, Florida A&M
Week 2	Trequan Thomas, Alabama State
Week 3	Andrew Jones, Grambling State
Week 4	Brenden Barley, Grambling State
Week 5	Edwin Summerour, Alcorn State
Week 6	Tru Thompson, Jackson State
Week 7	Stemarion Edwards, Alcorn State
Week 8	Andrew Jones, Grambling State
Week 9	Javius Williams, Texas Southern Amon Scarbrough, Alabama State
Week 10	Rico Dozier, Alabama State
Week 11	Andrew Jones, Grambling State
Week 12	Robert McDaniel, Jackson State
Week 13	Kaleb Dawson, Alabama A&M

SPECIAL TEAMS

Week 1	A.J. Gates, Alabama State
Week 2	Joshua Griffin, Southern
Week 3	Darnell Deas, Bethune-Cookman
Week 4	Cameron Gillis, Florida A&M
Week 5	Brandon Gilliam, Alabama State
Week 6	Travis Terrell Jr., Jackson State
Week 7	Guillermo Garcia-Rodriguez, Prairie View A&M
Week 8	Johnny Schifano, Grambling State
Week 9	Gerardo Baeza, Jackson State
Week 10	Chaunzavia Lewis, Texas Southern
Week 11	Gerardo Baeza, Jackson State
Week 12	Matt Noll, Jackson State Victor Barbosa, Alabama A&M
Week 13	Brandon Gilliam, Alabama State

NEWCOMER

Week 1	Danny Green, Jr., Texas Southern
Week 2	Cam'Ron McCoy, Jackson State Czavian Teasett, Southern
Week 3	Xzavier Vaughn, Alcorn State
Week 4	Quintell Quinn, Texas Southern
Week 5	Travis Terrell Jr., Alabama State
Week 6	Javonnie Gibson, UAPB
Week 7	JaVonnie Gibson, UAPB
Week 8	Dennis Palmer, Bethune-Cookman
Week 9	James Burns, Prairie View A&M
Week 10	Daniel Richardson, Florida A&M
Week 11	Travis Terrell Jr., Alabama State
Week 12	Athean Renfro, Texas Southern
Week 13	Dennis Palmer, Bethune-Cookman Quintell Quinn, Texas Southern

THE TAYLOR FILE

Born	September 22, 1978
Hometown	Magnolia, Miss.
Wife	Dawn
Children	Tre and Tylan

COACHING HISTORY

Year	School	Position
2005	Coahoma	quarterbacks/receivers
2006-11	Coahoma	offensive coordinator
2012-13	Texas Southern	wide receivers
2014	NC Central	co-offensive coordinator
2017-18	NC Central	offensive coordinator
2019-2020	Jackson State	wide receivers/tight ends
2021-22	Jackson State	offensive coordinator
2023-	Jackson State	head coach

PLAYING HISTORY

Year	School/Team
1999-2001	Jackson State
2002-03	New England Patriots
2003	Frankfurt Galaxy
2003	Amsterdam Admirals
2003	Detroit Lions

RECORD AGAINST OPPONENTS

Alabama A&M	2-0
Alabama State	1-1
Alcorn State	1-1
Bethune-Cookman	2-0
Florida A&M	1-1
Grambling State	0-1
Lane	1-0
Mississippi Valley State	2-0
South Carolina State	1-0
Southern	2-0
Texas Southern	2-0
Texas State	0-1
UAPB	2-0
ULM	0-1



HEAD COACH T.C. TAYLOR

One of the greatest Jackson State Football Tigers to ever don the Blue and White has ascended to the position of Head Coach at his alma mater. T.C. Taylor was named the 22nd head coach for JSU football. He officially took the reins of the program following the conclusion of the Celebration Bowl.

The former JSU quarterback and wide receiver has been a part of the Jackson State football staff since 2019, coaching tight ends and wide receivers, and has played a key role in an historic run over the past two seasons of Tiger football. JSU posted a 23-3 record over the previous two seasons prior to Taylor taking over the program, winning back-to-back Southwestern Athletic Conference championships and posting consecutive undefeated conference seasons before finishing 7-4 in 2023.

In his first season at the helm of the Tigers, Taylor led the team to a second-place finish in the East Division. They finished fourth in the conference in scoring at 27.3 points per game and third in rushing with 1,778 yards on 397 attempts for an average of 161.6 yards per game. They also finished second in passing at 227.7 yards per game, and were the best team offensively in the conference at 389.4 yards per game. Defensively, the team finished fifth in the conference in scoring and fourth in total defense.

As an assistant coach at JSU, Taylor has helped develop some of the best receivers in the SWAC. During the abbreviated Spring 2021 season, he tutored WR Daylen Baldwin, who led the SWAC in receiving yards (540) and touchdowns (seven). During the Fall 2021 season, Malachi Wideman tied for the conference lead with 12 touchdown receptions, while Keith Corbin ranked second in both receptions (69) and yards (921) and tied for seventh in touchdowns. In 2022, Dallas Daniels ranked second in the SWAC in receptions (60), third in receiving yards (666), and fourth in touchdowns (six). Shane Hooks ranked third in the SWAC in receptions (59) and third in both receiving yards (705) and receiving touchdowns (10). Prior to the 2022 season, Taylor was selected for an NFL coaching fellowship with the Tennessee Titans.

A native of McComb, Miss., Taylor played quarterback and wide receiver at Jackson State from 1998-2001, starting off as a signal caller for two-and-a-half seasons before switching to wide receiver. In just 19 games as a receiver, he amassed 188 catches for 1,793 yards. As a senior at Jackson State, Taylor broke the JSU single-season record with 84

receptions for 1,234 yards and 11 touchdowns, earning NCAA Division I-AA Third-Team All-America honors from The Sports Network and First-Team Black College All-America recognition from Sheridan Broadcasting Network. He was also the runner-up for the 2001 Conerly Trophy, presented to Mississippi's top college football player, behind Eli Manning.

Prior to returning to JSU as assistant coach in 2019, Taylor coached at North Carolina Central from 2014-18, where he coached quarterbacks and served as offensive coordinator.

At NCCU, Taylor helped guide the Eagles to three MEAC championships (2014, 2015, 2016), and in 2016 went unbeaten in conference play and qualified for the Air Force Reserve Celebration Bowl.

In 2016 and under Taylor's guidance, NCCU set a record for total offense in a single season (4,614). Also, in 2014, Taylor's unit set a program record for passes completed in a season (227). From 2014 to 2018, Taylor coached 28 All-MEAC offensive players and five All-Americans. In 2016 and under Taylor's tutoring, Malcolm Bell was a finalist for the 2016 Black College Football Player of the Year.

Bell was also a three-time All-MEAC quarterback (2014, 2015, 2016) and set the program record for total offense (7,844 yards) and career completion percentage (56.6 percent) and was second in passing yards (6,340).

Taylor spent the prior two seasons (2012-13) at Texas Southern University as wide receivers coach and recruiting coordinator. From 2005-11, he coached at Coahoma Community College in Clarksdale, Miss., starting as the quarterbacks and wide receivers coach and spending the final six years as offensive coordinator. His offenses ranked among the top five in Mississippi junior colleges in total yards for four straight seasons from 2007-10.

Taylor signed as a rookie free agent with the New England Patriots in 2002, played wide receiver for the NFL Europe World Bowl XI champion Frankfurt Galaxy in 2003, and participated in the 2003 NFL preseason with the Detroit Lions before a nagging injury ended his playing career.

Taylor graduated from Jackson State with a bachelor's degree in health, physical education and recreation in 2005. He is married to Dawn, and they have two sons, Tre and Tylan.

NUMERICAL ROSTER

NO	PLAYER	POS	HT	WT	YR	HOMETOWN / HIGH SCHOOL / PREVIOUS SCHOOL
0	Jeremiah Williams	DL	6-2	285	R-Sr.	Lexington, Miss. / Holmes County CC
0	Travis Terrell	RB	5-8	165	Fr.	Atlanta, Ga. / Creekside HS
1	Kev'ric Wiggins	DB	6-0	178	Sr.	Houston, Texas / Klein Collins HS / ULM
1	Rico Powers	WR	6-2	175	R-Jr.	Savannah, Ga. / Hapeville Academy / South Carolina
2	Joshua Nobles	DL	6-4	225	R-Jr.	Camden, N.J. / Woodrow Wilson HS / Western Michigan
2	Ja'Naylon Dupree	WR	5-9	160	Fr.	Philadelphia, Miss. / Neshoba Central HS
3	Robert McDaniel	S	6-2	205	Gr.	Jackson, Miss. / Terry HS / Mississippi College
3	Zy McDonald	QB	6-0	185	Jr.	Ridgeland, Miss. / Ridgeland HS / Louisiana
4	Tyquan Henderson	WR	6-3	200	Sr.	Canton, Miss. / Canton HS / Copiah Lincoln CC / Southern Miss
4	Tru Thompson	DL	6-1	281	Jr.	Grayson, Ga. / Grayson HS / Florida State
5	Cameron Smith	DB	6-2	198	R-Jr.	Cleveland, Ohio / Euclid HS / Eastern Michigan
5	Irv Mulligan	RB	5-10	205	Gr.	Beaufort, S.C. / Whale Branch Early College HS / Wofford
6	Cam'Ron McCoy	QB	6-1	192	So.	St. Louis, Mo. / Middletown HS / Eastern Michigan
6	Esaias Guthrie	DB	6-1	183	5th	Wilmington, Del. / Middletown HS / Delaware State
7	Jameel Gardner, Jr.	WR	6-1	172	So.	Detroit, Mich. / Cass Technical HS / Kent State
7	Reid Pulliam	LB	6-3	220	Jr.	Belton, Texas / Life Christian HS / Holmes CC / Trinity Valley CC
8	J.D. Martin	RB	6-1	195	Sr.	Wetumpka, Ala. / East Central CC / Wetumpka HS
8	Jaeden Ward	LB	6-1	230	R-Sr.	Wallis, Texas / Brazos HS / Trinity Valley CC / Northwestern St.
9	B.J. Washington	DB	6-0	195	So.	Flora, Miss. / Madison Central HS / NW Mississippi CC
9	Fabian McCray	WR	6-2	192	Gr.	Chicago, Ill. / Phillips HS / Northern Illinois
10	Mike Smith III	RB	5-10	170	Fr.	Dayton, Ohio / Trotwood-Mason HS
11	Allen Walker	DL	6-2	234	Sr.	Alpharetta, Ga. / Milton HS / Louisiana Tech
11	Isaiah Spencer	WR	6-2	185	So.	Flora, Miss. / Madison Central HS
12	Nireek Sharpe	DB	6-0	165	Fr.	Atlanta, Ga. / Stockbridge HS
12	Parker Stofa	QB	6-3	210	Fr.	Converse, Texas / Judson HS
13	Day Day Bright	DB	5-11	170	Sr.	Lancaster, Calif. / Chaminade Prep / Portland State
13	Richard Mays	WR	6-1	200	Jr.	Ridgeland, Miss. / Ridgeland HS / Southern Miss
14	Bryson Moss	RB	5-10	194	Sr.	Newnan, Ga. / Newnan HS / Eastern Michigan
15	Jacobian Morgan	QB	6-4	229	Jr.	Canton, Miss. / Canton HS / Syracuse
16	Micah Cherry	DB	6-3	172	R-Jr.	Petal, Miss. / Petal HS / Toledo
16	Joanes Fortilien	WR	6-5	220	R-So.	Orlando, Fla. / Dr. Phillips HS
17	KJ Chisholm	DB	6-0	160	Fr.	Beaufort, S.C. / Whale Branch HS
17	Erick Simmons	WR	6-0	185	Sr.	Greenville, Miss. / Greenville HS
18	Austin Edmonds	LB	6-1	231	Sr.	Wilmington, Del. / Delaware Military Academy / Bryant
19	Kobe Paul	WR	6-0	171	R-So.	Dallas, Texas / Trinity Christian HS
21	Desmond Moultrie	RB	5-11	208	Sr.	Arlington, Texas / Lamar HS
22	Nate Blount IV	RB	5-10	230	Fr.	Brandon, Miss. / Brandon HS
23	Javarian Jenkins	LB	6-3	215	Sr.	Hattiesburg, Miss. / Oak Grove HS / ULM / Jones CC
24	Anthony Petty	DB	5-19	177	Sr.	Wiggins, Miss. / Stone HS
25	Shamar Hawkins	DB	5-11	190	Jr.	Chicago, Ill. / Williams Field HS / Mount San Antonio
26	Josh Higgins	DB	6-0	180	Gr.	Fresno, Calif. / Buchanan HS / Weber State
26	Javion Posey	WR	6-1	215	Gr.	Greenville, Ala. / Greenville HS / Florida Atlantic
27	Ahmad Miller	RB	6-0	210	So.	Memphis, Tenn. / Whitehaven HS
28	Joe Perkins	DB	6-0	196	R-Jr.	Jackson, Miss. / Madison-Ridgeland Academy / FIU
29	Kobe Boykin	RB	5-8	155	Fr.	Orange, Calif. / Orange HS
30	Ashton Taylor	LB	6-1	223	R-So.	Hoover, Ala. / Hoover HS / Tennessee Tech
31	Frankie Dunn, Jr.	DB	5-8	168	R-Jr.	Clinton, Miss. / Feliciana HS
32	Daved Jones, Jr.	LB	6-1	228	Sr.	Cincinnati, Ohio / Lakota West HS / Cincinnati
33	John Brown	DL	6-1	258	Gr.	Jackson, Miss. / Provine HS
35	Leilani Armenta	K/P	5-7	170	R-Fr.	Ventura, Calif. / St. Bonaventure HS
36	Ezequiel Johnson	RB	5-9	190	R-Jr.	Brunswick, N.J. / South Brunswick HS / Southern Connecticut
37	Donovan Warren	P/K	6-1	208	Sr.	Santa Cruz, Calif. / Santa Cruz County / Gannon
38	Gerard Baeza	K/P	5-8	175	R-Jr.	Boaz, Ala. / Boaz HS / Kentucky State
39	Phillip Webb	DL	6-5	265	Sr.	Sugar Hill, Ga. / Lanier HS / LSU
40	Braxton Barney	DL	6-3	223	Fr.	Madison, Miss. / Madison Central HS
41	Avery Salerno	K/P	6-0	220	So.	Clemmons, N.C. / West Forsyth HS / Chowan
43	Jace Ward	DL	6-3	220	Fr.	Carrollton, Ga. / Carrollton HS
44	Hunter Burns	LS	6-0	207	Sr.	Charleston, W.V. / South Charleston HS / Marshall
45	Kenneth Jiles, Jr.	TE	6-5	235	R-So.	Springfield, Ohio / Springfield HS / San Diego State
46	Jaylin Acker	DB	6-1	217	Fr.	Gulfport, Miss. / Pass Christian HS
47	Jalen Ballard	K/P	6-2	190	R-So.	Brandon, Miss. / Holmes CC / Brandon HS
48	Matt Noll	P/K	6-0	200	Gr.	Robesonia, Penn. / Conrad Weiser HS / Delaware State
49	Emari Matthews	RB	5-7	220	R-So.	Midlothian, Texas / Trinity Christian HS
50	Tymon Wells	DL	6-2	285	Jr.	Hollandale, Miss. / Simmons HS / Coahoma CC
51	J'Cori Hargon	LB	6-1	215	So.	Frisco, Texas / Lone Star HS / Mary-Hardin Baylor

ALPHABETICAL ROSTER

NO	NAME	POS
35	Leilani Armenta	K/P
38	Gerard Baeza	K/P
47	Jalen Ballard	K/P
40	Braxton Barney	DL
93	Zalan Barrett	DL
65	Mason Barton	OL
85	Darren Bennett	TE
22	Nate Blount IV	RB
95	Kazarius Bowie	DL
29	Kobe Boykin	RB
13	Day Day Bright	DB
33	John Brown	DL
61	Cyson Burk	OL
44	Hunter Burns	LS
16	Micah Cherry	CB
67	Success Chikezie	OL
17	KJ Chisholm	DB
94	Stanley Cooks	DL
53	Jamarion Davis	LB
79	Quaveon Davis	OL
75	Xavion Davis	OL
97	Zale Day	DL
31	Frankie Dunn, Jr.	DB
2	Ja'Naylon Dupree	WR
18	Austin Edmonds	LB
70	Kirk Ford, Jr.	OL
16	Joanes Fortilien	WR
55	Douglas Fowler	OL
7	Jameel Gardner	WR
96	Zyon Gilmore	DL
6	Esaias Guthrie	S
51	J'Cori Hargon	LB
25	Shamar Hawkins	DB
4	Tyquan Henderson	WR
71	Evan Henry	OL
26	Josh Higgins	DB
46	Derrell Holston	LB
58	Cameron James	OL
23	Javarian Jenkins	LB
45	Kenneth Jiles, Jr.	TE
36	Ezequiel Johnson	RB
89	Marcardi Johnson	WR
32	Daved Jones, Jr.	LB
66	Jackson King	OL
90	Dimonyai Lacey	DL
88	Marvin Landy	TE
60	Devin Love	OL
82	Logan Mack	WR
8	J.D. Martin	RB
98	Tyas Martin	DL
48	Emari Matthews	RB
13	Richard Mays	WR
6	Cam'Ron McCoy	QB
9	Fabian McCray	WR
3	Robert McDaniel	S
3	Zy McDonald	QB
27	Ahmad Miller	RB
82	Brandon Mitchell	WR
15	Jacobian Morgan	QB
14	Bryson Moss	RB
21	Desmond Moultrie	RB
5	Irv Mulligan	RB
2	Joshua Nobles	DL
48	Matt Noll	P/K
57	Bryce Owens	LB

NUMERICAL ROSTER

NO	PLAYER	POS	HT	WT	YR	HOMETOWN / HIGH SCHOOL / PREVIOUS SCHOOL
53	Jamarion Davis	LB	5-11	190	Fr.	Fort Pierce, Fla. / Fort Pierce Central HS
54	Earick Williams III	LB	5-11	205	Fr.	Hawthorne, Fla. / Vanguard HS
55	Douglas Fowler	OL	6-3	315	Jr.	Dunnellon, Fla. / Dunnellon HS / Dodge City CC
56	Athen Smith	DL	6-2	260	Gr.	Lexa, Ark. / Barton HS / UAPB
57	Bryce Owens	LB	6-0	225	Fr.	Raymond, Miss. / Jackson Academy
58	Cameron James	OL	6-3	320	Jr.	Chicago, Ill. / Simeon Career Academy / Minnesota
60	Devin Love	OL	6-4	317	Fr.	Shreveport, La. / Lewisville HS
61	Cyson Burk	OL	6-3	270	Fr.	Ridgeland, Miss. / Ridgeland HS
62	Almetris Smith, Jr.	OL	6-0	285	R-Jr.	Clarksdale, Miss. / Clarksdale HS / Coahoma CC
64	Brian Williams, Jr.	OL	6-1	320	Fr.	Atlanta, Ga. / Creekside HS
65	Mason Barton	OL	6-4	310	Fr.	West Memphis, Ark. / West Memphis HS
66	Jackson King	OL	6-3	300	Fr.	Milwaukee, Wisc. / Rufus King HS
67	Success Chikezie	OL	6-2	292	Fr.	Ottawa, Ontario, Canada / St. Pius X HS
68	Zyon Walker	DL	6-1	290	Sr.	Memphis, Tenn. / Whitehaven HS / South Alabama
69	Dequarius White	OL	6-4	333	Fr.	Lexington, Miss. / Holmes Central HS
70	Kirk Ford, Jr.	OL	6-5	308	Sr.	Keller, Texas / Keller HS / Navarro College
71	Evan Henry	OL	6-4	324	Gr.	Dallas, Texas / Desoto HS / ULM
72	Isaiah Villanneuva	OL	6-2	279	R-Fr.	Katy, Texas / Paetow HS / North Texas
73	Kai Gadson	OL	6-3	295	R-Fr.	Tampa, Fla. / Tampa Bay Tech / Bethune-Cookman
74	D'Andre Townes-Blue	OL	6-5	329	Jr.	Willow Grove, Penn. / Abington HS / Lackawanna College
75	Xavion Davis	OL	6-5	360	Fr.	Port St. Lucie, Fla. / Lewisville HS
76	Antonio Ross, Jr.	OL	6-5	332	Fr.	Flowood, Miss. / Hartfield Academy
77	Bruno Zandamela	OL	6-8	310	R-So.	Clearwater, Fla. / Clearwater Academy
79	Quaveon Davis	OL	6-7	350	Fr.	Port St. Lucie, Fla. / Lewisville HS
81	Jency Riley	TE	6-3	225	R-Jr.	Greensburg, La. / St. Helena College & Career Academy
82	Brandon Mitchell	DB	6-3	180	Fr.	Memphis, Tenn. / Middle College HS
83	Sebastien Saint-Louis	TE	6-3	225	Fr.	Boca Raton, Fla. / Boca Raton HS
84	Kendarrius Smith	TE	6-4	230	R-Jr.	Jackson, Miss. / Jackson Prep / Holmes CC
85	Darren Bennett	TE	6-4	250	Sr.	Elkins Park, Penn. / Cheltenham HS / North Carolina A&T
86	Derek Scott	TE	6-3	215	R-Fr.	Clinton, Miss. / Clinton HS
88	Marvin Landy	TE	6-4	235	Sr.	Lakeland, Fla. / Jenkins HS / Tarleton State / Florida Atlantic
89	Macardi Johnson	WR	5-10	180	So.	Macon, Miss. / Noxubee County HS / Hinds CC
90	Dimonyai Lacey	DL	6-3	288	Jr.	Eufaula, Ala. / Eufaula HS / NW Mississippi CC
93	Zalan Barrett	DL	5-11	260	Jr.	Moorhead, Miss. / Morton HS / Mississippi Delta CC
94	Stanley Cooks II	DL	6-2	314	Fr.	Gainesville, Fla. / Hawthorne HS
95	Kazarious Bowie	DL	6-1	265	Sr.	Jackson, Miss. / Brandon HS / Mississippi College
96	Zyon Gilmore	DL	6-1	360	R-Fr.	McComb, Miss. / McComb HS
97	Zale Day	DL	6-3	240	Fr.	Chicago, Ill. / Carmel HS
98	Tyas Martin	DL	6-4	330	Jr.	Helena, Ark. / Jacksonville HS / Colorado
	Ethan Terrell	QB	6-2	195	Fr.	Detroit, Mich. / Lewisville HS

Head Coach: T.C. Taylor

Associate Head Coach: Otis Riddley

Defensive Coordinator/Defensive Backs: Torenzo Quinn

Run Game Coordinator/Offensive Line: Manny Ramirez

Running Backs: Eric Gallon

Quarterbacks: Rip Kirk

Linebackers: Chris Orr

Defensive Run Game Coordinator/Defensive Line: Kali James

Cornerbacks: Mario Magana, Jr.

Special Teams Coordinator/Outside Linebackers: Javancy Jones

Defensive Analyst: Tenoa Alex, Jr.

Defensive Analyst: Aaron Jackson

Offensive Analyst: Kaleb Graham

Offensive Analyst: Bobby Mitchell

ALPHABETICAL ROSTER

NO	NAME	POS
19	Kobe Paul	WR
28	Joe Perkins	S
24	Anthony Petty	DB
26	Javion Posey	WR
1	Rico Powers	WR
7	Reid Pulliam	LB
81	Jency Riley	TE
76	Antonio Ross, Jr.	OL
83	Sebastien Saint-Louis	TE
41	Avery Salerno	K/P
86	Derek Scott	TE
12	Nireek Sharpe	DB
17	Erick Simmons	WR
62	Almetris Smith	OL
56	Athen Smith	DL
5	Cameron Smith	S
84	Kendarrius Smith	TE
10	Mike Smith III	RB
11	Isaiah Spencer	WR
10	Parker Stofa	QB
30	Ashton Taylor	LB
	Ethan Terrell	QB
0	Travis Terrell	RB
4	Tru Thompson	DL
74	D'Andre Townes-Blue	OL
72	Isaiah Villanneuva	OL
11	Allen Walker	DL
68	Zyon Walker	DL
43	Jace Ward	DL
8	Jaeden Ward	LB
37	Donovan Warren	P/K
9	B.J. Washington	S
39	Phillip Webb	DL
50	Tymon Wells	DL
69	Dequarius White	OL
1	Kevin Wiggins, Jr.	CB
64	Brian Williams, Jr.	OL
54	Earick Williams III	LB
0	Jeremiah Williams	DL
77	Bruno Zandamela	OL

ROSTER BREAKDOWN / STATE & COUNTRY

ALABAMA (5)

Gerard Baeza (Boaz)
Dimonyai Lacey (Eufaula)
J.D. Martin (Wetumpka)
Javion Posey (Greenville)
Ashton Taylor (Hoover)

ARIZONA (1)

Logan Mack (Gilbert)

ARKANSAS (3)

Mason Barton (West Memphis)
Tyas Martin (Helena)
Athen Smith (Lexa)

CALIFORNIA (5)

Leilani Armenta (Ventura)
Kobe Boykin (Orange)
Day Day Bright (Lancaster)
Josh Higgins (Fresno)
Donovan Warren (Santa Cruz)

DELAWARE (2)

Austin Edmonds (Wilmington)
Esaiah Guthrie (Wilmington)

FLORIDA (10)

Stanley Cooks (Gainesville)
Quaveon Davis (Port St. Lucie, Fla.)
Xavion Davis (Port St. Lucie, Fla.)
Joanes Fortilien (Orlando)
Douglas Fowler (Dunnellon)
Kai Gadson (Tampa)
Marvin Landy (Lakeland)
Sebastien Saint-Louis (Boca Raton)
Erick Williams (Hawthorne)
Bruno Zandamela (Clearwater)

GEORGIA (10)

Derrell Holston (Stone Mountain)
Bryson Moss (Newnan)
Rico Powers (Atlanta)
Nireek Sharpe (Atlanta)
Travis Terrell (Atlanta)
Tru Thompson (Loganville)
Allen Walker (Alpharetta)
Jace Ward (Carrollton)
Phillip Webb (Sugar Hill)
Brian Williams Jr. (Atlanta)

ILLINOIS (3)

Shamar Hawkins (Chicago)
Cameron James (Chicago)
Fabian McCray (Chicago)

INDIANA (1)

Tavarious Easley-Jones (Fort Wayne)

LOUISIANA (3)

Frankie Dunn, Jr. (Clinton)
Devin Love (Shreveport)
Jency Riley (Greensburg)

MICHIGAN (2)

Jameel Gardner (Detroit)
Ethan Terrell (Detroit)

MISSISSIPPI (35)

Jaylin Acker (Gulfport)
Jalen Ballard (Brandon)
Braxton Barney (Madison)
Zalan Barrett (Morton)
Nate Blount IV (Hattiesburg)
Kazarius Bowie (Jackson)
John Brown (Jackson)
Cyson Burk (Ridgeland)
Micah Cherry (Petal)
Emahd Dabney (Jackson)
Frankie Dunn, Jr. (Clinton)
Ja'Naylon Dupree (Philadelphia)
Zyon Gilmore (McComb)
JD Granger (Natchez)
Tyquan Henderson (Canton)
Eric Hughes (Jackson)
Javarian Jenkins (Hattiesburg)
Marcardi Johnson (Macon)
Robert McDaniel (Jackson)
Richard Mays (Ridgeland)
Zy McDonald (Ridgeland)

Jacobian Morgan (Canton)
Bryce Owens (Raymond)
Joe Perkins (Jackson)
Anthony Petty (Wiggins)
Antonio Ross, Jr. (Flowood)
Derek Scott (Clinton)
Erick Simmons (Greenville)
Almetris Smith (Clarksdale)
Kendarrius Smith (Jackson)
Isaiah Spencer (Flora)
B.J. Washington (Flora)
Tymon Wells (Hollandale)
Dequarius White (Lexington)
Jeremiah Williams (Lexington)

MISSOURI (1)

Cam'Ron McCoy (St. Louis)

NEW JERSEY (2)

Ezequiel Johnson (Brunswick)
Joshua Nobles (Camden)

NORTH CAROLINA (1)

Avery Salerno (Clemmons)

OHIO (4)

Kenneth Jiles, Jr. (Springfield)
Daved Jones, Jr. (Cincinnati)
Cameron Smith (Cleveland)
Mike Smith (Dayton)
Darren Bennett (Elkins Park)
Matt Noll (Robesonia)
D'Andre Townes-Blue (Willow Grove)

SOUTH CAROLINA (2)

KJ Chisholm (Beaufort)
Irv Mulligan (Beaufort)

TENNESSEE (3)

Ahmad Miller (Memphis)
Brandon Mitchell (Memphis)
Zyon Walker (Memphis)

TEXAS (11)

Kirk Ford, Jr. (Keller)
Evan Henry (Dallas)
Emari Matthews (Midlothian)
J'Cori Morgan (Frisco)
Desmond Moultrie (Arlington)
Kobe Paul (Dallas)
Reid Pulliam (Belton)
Parker Stofa (Converse)
Isaiah Villanneuva (Houston)
Jaeden Ward (Wallis)
Kev'Ric Wiggins (Spring)

WEST VIRGINIA (1)

Hunter Burns (Charleston)

WISCONSIN (1)

Jackson King (Milwaukee)

CANADA (1)

Success Chikezie (Ottawa, Ontario)

ROSTER BREAKDOWN / BY POSITION

DEFENSIVE BACK (18)

Jaylin Acker (Gulfport, Miss.)
Day Day Bright (Lancaster, Calif.)
Micah Cherry (Petal, Miss.)
KJ Chisholm (Beaufort, S.C.)
Emahd Dabney (Jackson, Miss.)
Frankie Dunn, Jr. (Clinton, La.)
Esaiah Guthrie (Wilmington, Del.)
Shamar Hawkins (Chicago, Ill.)
Derrell Holston (Stone Mountain, Ga.)
Eric Hughes (Jackson, Miss.)
Robert McDaniel (Jackson, Miss.)
Brandon Mitchell (Memphis, Tenn.)
Joe Perkins (Jackson, Miss.)
Anthony Petty (Wiggins, Miss.)
Nireek Sharpe (Atlanta, Ga.)
Cameron Smith (Cleveland, Ohio)
B.J. Washington (Flora, Miss.)
Kev'ric Wiggins (Spring, Texas)

DEFENSIVE LINE (18)

Braxton Barney (Madison, Miss.)
Zalan Barrett (Morton, Miss.)
Kazarius Bowie (Jackson, Miss.)
John Brown (Jackson, Miss.)
Stanley Cooks (Gainesville, Fla.)
Anthony Cunningham (Belleville, Ill.)
Zyon Gilmore (McComb, Miss.)
JD Granger (Natchez, Miss.)
Tyas Martin (Helena, Ark.)
Joshua Nobles (Camden, N.J.)
Athen Smith (Lexa, Ark.)
Tru Thompson (Loganville, Ga.)
Allen Walker (Alpharetta, Ga.)
Zyon Walker (Memphis, Tenn.)
Jace Ward (Carrollton, Ga.)
Phillip Webb (Sugar Hill, Ga.)
Tymon Wells (Hollandale, Miss.)
Jeremiah Williams (Lexington, Miss.)

LINEBACKER (10)

Jamarion Davis (Fort Pierce, Fla.)
Austin Edmonds (Wilmington, Del.)
Javarian Jenkins (Hattiesburg, Miss.)
Daved Jones, Jr. (Cincinnati, Ohio)
J'Cori Morgan (Frisco, Texas)
Bryce Owens (Raymond, Miss.)
Reid Pulliam (Belton, Texas)
Ashton Taylor (Hoover, Ala.)
Jaeden Ward (Wallis, Texas)
Erick Williams (Hawthorne, Fla.)

LONG SNAPPER (2)

Hunter Burns (Charleston, W.V.)
Anthony Salerno (Clemmons, N.C.)

OFFENSIVE LINE (18)

Mason Barton (West Memphis, Ark.)
Cyson Burk (Ridgeland, Miss.)
Success Chikezie (Ottawa, Ontario, Canada)
Quavon Davis (Port St. Lucie, Fla.)
Xavion Davis (Port St. Lucie, Fla.)
Kirk Ford, Jr. (Keller, Texas)
Douglas Fowler (Dunnellon, Fla.)
Evan Henry (Dallas, Texas)
Cameron James (Chicago, Ill.)
Jackson King (Milwaukee, Wisc.)
Devin Love (Shreveport, La.)
Antonio Ross, Jr. (Flowood, Miss.)
Almetris Smith (Clarksdale, Miss.)
D'Andre Townes-Blue (Willow Grove, Penn.)
Isaiah Villanneuva (Houston, Texas)
Dequarius White (Lexington, Miss.)
Brian Williams (Atlanta, Ga.)
Bruno Zandamela (Clearwater, Fla.)

QUARTERBACK (5)

Cam'Ron McCoy (St. Louis, Mo.)
Zy McDonald (Ridgeland, Miss.)
Jacobian Morgan (Canton, Miss.)
Parker Stofa (Converse, Texas)
Ethan Terrell (Detroit, Mich.)

RUNNING BACK (11)

Nate Blount IV (Brandon, Miss.)
Kobe Boykin (Orange, Calif.)

Ezequiel Johnson (Brunswick, N.J.)
J.D. Martin (Wetumpka, Ala.)
Emari Matthews (Midlothian, Texas)
Ahmad Miller (Memphis, Tenn.)
Bryson Moss (Newnan, Ga.)
Desmond Moultrie (Arlington, Texas)
Irv Mulligan (Beaufort, S.C.)
Mike Smith (Dayton, Ohio)
Travis Terrell (Atlanta, Ga.)

SPECIALISTS (5)

Leilani Armenta (Ventura, Calif.)
Gerard Baeza (Boaz, Ala.)
John Ballard (Brandon, Miss.)
Matt Noll (Robesonia, Penn.)

TIGHT END (7)

Darren Bennett (Elkins Park, Penn.)
Kenneth Jiles, Jr. (Springfield, Ohio)
Marvin Landy (Lakeland, Fla.)
Jency Riley (Greensburg, La.)
Sebastian Saint-Louis (Boca Raton, Fla.)
Derek Scott (Clinton, Miss.)
Kendarrius Smith (Jackson, Miss.)

WIDE RECEIVER (12)

Ja'Naylon Dupree (Philadelphia, Miss.)
Joanes Fortilien (Orlando, Fla.)
Jameel Gardner (Detroit, Mich.)
Tyquan Henderson (Canton, Miss.)
Macardi Johnson (Macon, Miss.)
Fabian McCray (Chicago, Ill.)
Logan Mack (Gilbert, Ariz.)
Richard Mays (Ridgeland, Miss.)
Kobe Paul (Dallas, Texas)
Rico Powers (Atlanta, Ga.)
Erick Simmons (Greenville, Miss.)
Isaiah Spencer (Flora, Miss.)

STARTS (at JACKSON STATE)

QUARTERBACKS	2023	2024
Cam'Ron McCoy	-	3
Jacobian Morgan	4	9
RUNNING BACKS	2023	2024
J.D. Martin	1	-
Ahmad Miller	-	1
Desmond Moultrie	4	-
Irv Mulligan	6	10
Isaiah Spencer	6	-
Travis Terrell Jr.	-	1
WIDE RECEIVERS	2023	2024
Ja'Naylon Dupree	-	1
Tyquan Henderson	-	4
Joanes Fortilien	-	10
Jameel Gardner Jr.	-	1
Fabian McCray	10	3
Kobe Paul	3	-
Rico Powers Jr.	6	2
Erick Simmons	-	1
Isaiah Spencer	-	9
TIGHT END	2023	2024
Marvin Landy	-	11
Jency Riley Jr.	1	-
Sebastien Saint-Louis	-	1
OFFENSIVE LINE	2023	2024
Mason Barton	-	2
Quaveon Davis	6	9
Kirk Ford Jr.	5	12
Evan Henry	9	10
Cameron James	3	3
Almetris Smith, Jr.	-	10
D'Andre Townes-Blue	9	12
Brian Williams Jr.	-	1
DEFENSIVE BACKS	2023	2024
Day Day Bright	-	9
KJ Chisholm	-	2
Esaias Guthrie	9	12
Shamar Hawkins	-	1
Robert McDaniel	-	11
Anthony Petty	6	-
Cameron Smith	-	11
Mike Smith III	-	1
B.J. Washington	3	1
Ke'Vric Wiggins	5	12
DEFENSIVE LINE	2023	2024
John Brown Jr.	-	2
Dimonyai Lacey	-	1
Joshua Nobles	-	10
Athen Smith	4	1
Tru Thompson	5	11
Allen Walker	-	4
Phillip Webb	5	5
Jeremiah Williams	9	12
LINEBACKERS	2023	2024
Reid Pulliam	-	12
Ashton Taylor	-	11
Jaeden Ward	-	1

SWAC CHAMPIONSHIP DEPTH CHART*(projected starters - subject to change)***OFFENSE**

LT 70	Kirk Ford Jr. (6-5, 308, Sr.)	65	Mason Barton (6-6, 310, Fr.)
LG 74	D'Andre Townes-Blue (6-5, 315, Jr.)	64	Brian Williams Jr. (6-3, 340, Fr.)
C 62	Alemtris Smith, Jr. (6-0, 285, R-Jr.)	72	Isaiah Villanneuva (6-2, 279, R-Fr.)
RG 71	Evan Henry (6-4, 324, Gr.)	75	Xavion Davis (6-5, 360, Fr.)
RT 79	Quaveon Davis (6-7, 350, So.)	58	Cameron James (6-8, 320, Jr.)
TE 88	Marvin Landy (6-4, 235, Sr.)	83	Sebastien Saint-Louis (6-5, 235, So.)
X 16	Joanes Fortilien (6-5, 220, R-So.)	13	Richard Mays Jr. (6-1, 200, Jr.)
Y/H 11	Isaiah Spencer (6-2, 185, So.)	17	Erick Simmons (6-0, 185, Sr.)
Z 7	Jameel Gardner Jr. (6-1, 172, So.)	2	Ja'Naylon Dupree (5-9, 165, Jr.)
RB 5	Irv Mulligan (5-10, 205, Gr.)	0	Travis Terrell Jr. (5-8, 165, Fr.)
QB 15	Jacobian Morgan (6-4, 227, Jr.)	6	Cam'Ron McCoy (6-1, 192, So.)

DEFENSE























WF 39	Phillip Webb (6-5, 265, Sr.)	11	Allen Walker (6-2, 234, Gr.)
3T 4	Tru Thompson (6-1, 281, Jr.)	95	Kazarius Bowie (6-1, 265, Sr.)
NT 0	Jeremiah Williams (6-3, 285, R-Jr.)	90	Dimonyai Lacey (6-3, 288, Jr.)
RU 2	Joshua Nobles (6-4, 245, Jr.)	33	John Brown Jr. (6-1, 258, Gr.)
WLB 30	Ashton Taylor (6-2, 215, R-So.)	32	Daved Jones Jr. (6-1, 228, Sr.)
MLB 7	Reid Pulliam (6-3, 230, So.)	8	Jaeden Ward (6-1, 230, R-Sr.)
NB 3	Robert McDaniel (6-2, 207, Gr.)	25	Shamar Hawkins (5-11, 190, Jr.)
CB 13	Day Day Bright (5-11, 170, Sr.)	10	Mike Smith III (5-10, 170, Fr.)
FS 6	Esaias Guthrie (6-1, 183, 5th)	24	Anthony Petty (5-9, 177, Sr.)
SS 5	Cameron Smith (6-2, 198, R-Jr.)	9	B.J. Washington (6-0, 195, So.)
CB 1	Ke'Vric Wiggins (6-0, 178, Sr.)	17	KJ Chisholm (6-0, 165, Fr.)

SPECIAL TEAMS

K 38	Gerardo Baeza (5-8, 175, R-Jr.)	37	Donovan Warren (6-1, 208, Sr.)
P 48	Matt Noll (6-0, 200, Gr.)	37	Donovan Warren (6-1, 208, Sr.)
HD 48	Matt Noll (6-0, 200, Gr.)		
KOS 37	Donovan Warren (6-1, 208, Sr.)	38	Gerardo Baeza (5-8, 175, R-Jr.)
LS 41	Anthony Salerno (6-0, 220, So.)	44	Hunter Burns (6-1, 225, Sr.)
KR 0	Travis Terrell, Jr. (5-8, 165, Fr.)	2	Ja'Naylon Dupree (5-9, 165, Jr.)
PR 0	Travis Terrell, Jr. (5-8, 165, Fr.)	2	Ja'Naylon Dupree (5-9, 165, Jr.)

PRONUNCIATION GUIDE

LEILANI ARMENTA	Lay-lan-E Ar-mint-uh	DIMONYAI Lacey	Dee-mahn-yah
Gerardo BAEZA	Bay-zuh	FABIAN McCray	Fay-bee-ahn
ZALAN Barrett	Zay-lun	MATT NOLL	No-ll
KAZARIUS Bowie	Kuh-za-ree-us	KE'VRIC Wiggins	Kev-rick
Success CHIKEZIE	Chick-E-zee	Bruno ZANDAMELA	Zan-duh-mel-uh
QUAVEON Davis	Quay-vee-ahn		
XAVION Davis	Zay-vee-ahn		
JOANES FORTILIEEN	Jo-nus For-till-E-un		
TYQUAN Henderson	Tie-Quan		

LT		70 KIRK FORD, JR. 6-5, 308, Sr.	<ul style="list-style-type: none"> Named Phil Steele Preseason All-Conference. Played in nine games... Helped offense average 161.6 yards per game running the football and 227.7 yards passing... Helped amass 389.4 yards per game offensively. 					
		65 MASON BARTON 6-6, 310, Fr.	<ul style="list-style-type: none"> Played at West Mephis High School in West Memphis, Arkansas where he was named all-conference in football and track. Started last game against Grambling (9/21/24) at left tackle. 					
LG		74 D'ANDRE TOWNES-BLUE 6-5, 315, Jr.	<ul style="list-style-type: none"> Played in 11 games... Helped offense average 161.6 yards per game running the football and 227.7 yards passing... Helped amass 389.4 yards per game offensively. 					
		64 BRIAN WILLIAMS, JR. 6-3, 340, Fr.	<ul style="list-style-type: none"> Played at Creekside High School in Fulton, Georgia where he was named First Team All-State (2021-24). High school teammate of Travis Terrell, Jr. 					
C		62 ALMETRIS SMITH, JR. 6-0, 285, R-Jr.	<ul style="list-style-type: none"> Played at Coahoma Community College, did not see any action last year. 					
		72 ISAIAH VILLANNEUVA 6-2, 279, R-Fr.	<ul style="list-style-type: none"> Did not see any action at North Texas in 2023. Saw action in one game in 2022, redshirted and made UNT debut against Texas Southern 					
RG		71 EVAN HENRY 6-4, 324, Fr.	<ul style="list-style-type: none"> Named Preseason First Team All-SWAC, Preseason Phil Steele All-SWAC, and BOXTOROW All-American. Named All-Conference... Helped offense average 161.6 yards per game running the football and 227.7 yards passing... Helped amass 389.4 yards per game offensively. 					
		75 XAVION DAVIS 6-5, 360, Fr.	<ul style="list-style-type: none"> Played at Lewisville High School in Lewisville, Texas where he was named First Team All-District. 					
RT		58 CAMERON JAMES 6-8, 320, Jr.	<ul style="list-style-type: none"> Transfer from Minnesota, playing last year at Jackson State and helped offense average 161.6 yards per game running the football and 227.7 yards passing... Helped amass 389.4 yards per game offensively. 					
		79 QUAVEON DAVIS 6-7, 350, So.	<ul style="list-style-type: none"> Returning on the offensive line where he helped the offense average 161.6 yards per game running the football and 227.7 yards passing... Helped amass 389.4 yards per game offensively. Started last game against Grambling (9/21/24). 					
TE		88 MARVIN LANDY 6-4, 235, Sr.	<ul style="list-style-type: none"> Had four receptions in debut for Jackson State against ULM (8/29/24). Transfer from Florida Atlantic (two years) and Tarleton State. Saw action in 11 games and collected 11 passes in 2021 (at Tarleton State). 	Year	Rec	Yds	Avg	TD
		83 SEBASTIEN SAINT-LOUIS 6-5, 235, So.	<ul style="list-style-type: none"> Played in five games, mainly on special teams in 2023. Saw action on offense and special teams against ULM (8/29/24). 	2024	1	10	10.0	0
RB		5 IRV MULLIGAN 5-10, 205, Fr.	<ul style="list-style-type: none"> Missed first two games of the season recovering from injury. Made season debut against Southern, running 13 times for 53 yards and a touchdown. 	Year	Att	Yds	Avg	TD
		0 TRAVIS TERRELL 5-8, 165, Fr.	<ul style="list-style-type: none"> SWAC Newcomer of the Week (9/30/24) Played at Creekside High School in Creekside, Georgia. 4x 1st Team All-Region and 3x 1st Team All-State 	2024	157	1058	6.7	10
QB		15 JACOBIAN MORGAN 6-4, 225, Jr.	<ul style="list-style-type: none"> Completed 82.1 percent of his passes in season opener against ULM (8/29/24). Transferred from Syracuse last season and passed for 10 touchdowns and one interception in six games. Just the seventh true freshman in Syracuse history to start a game at quarterback Syracuse. 	Year	C-A-I	Yds	TD	
		6 CAM'RON MCCOY 6-1, 192, So.	<ul style="list-style-type: none"> Used in a limited role against ULM in opener (8/29/24). Named SWAC Newcomer of the Week after performance against Lane (9/7/24). Transferred from Eastern Michigan where he served as the back-up quarterback. 	2024	138-318-5	1848	17	
X		16 JOANES FORTILIEN 6-5, 220, R-So.	<ul style="list-style-type: none"> Hauled in a 41-yard touchdown reception, finishing with a pair of catches against ULM (8/29/24). Played in seven games in 2023, recording four receptions for 33 yards with one touchdown. Recorded a season-high two receptions against Mississippi Valley State (Oct. 21) with a touchdown. 	Year	Rec	Yds	Avg	TD
		13 RICHARD MAYS JR. 6-1, 200, Jr.	<ul style="list-style-type: none"> Transferred from Co-Lin CC after starting at Southern Miss, where he was teammates with Tyquan Henderson. 	2024	33	561	17.0	8
Y/H		11 ISAIAH SPENCER 6-2, 185, So.	<ul style="list-style-type: none"> Recorded 24 receptions for 207 yards and one touchdown in 2023. Started the last two games, led team in receptions in both. 	Year	Rec	Yds	Avg	TD
		17 ERICK SIMMONS 6-0, 185, Sr.	<ul style="list-style-type: none"> Played in two games last season, used mainly on special teams. 	2024	36	594	16.5	9
Z		7 JAMEEL GARDNER, JR. 6-1, 172, So.	<ul style="list-style-type: none"> Transfer from Kent State, playing in all 12 games and started in eight of them at wide receiver. Hauled in 24 receptions for 298 yards and a touchdown. 	Year	Rec	Yds	Avg	TD
		2 JA'NAYLON DUPREE 5-9, 165, Jr.	<ul style="list-style-type: none"> Scored a career-high two touchdowns in win over UAPB (11/2/24). 	2024	5	51	10.2	1
				Career	30	349	11.6	2

WLF		39 PHILLIP WEBB 6-6, 265, Sr.	<ul style="list-style-type: none"> Transferred from LSU prior to the 2023 season. Played in 11 games and recorded 22 tackles including 14 solo stops including six tackles for loss and three sacks. 	<table border="1"> <thead> <tr> <th>Year</th> <th>Tckl</th> <th>TFL</th> <th>Sks</th> <th>Int</th> </tr> </thead> <tbody> <tr> <td>2024</td> <td>35</td> <td>8.5</td> <td>3</td> <td>0</td> </tr> <tr> <td>Career</td> <td>58</td> <td>14.5</td> <td>6</td> <td>0</td> </tr> </tbody> </table>	Year	Tckl	TFL	Sks	Int	2024	35	8.5	3	0	Career	58	14.5	6	0
	Year	Tckl	TFL	Sks	Int														
2024	35	8.5	3	0															
Career	58	14.5	6	0															
		11 ALLEN WALKER 6-2, 234, Gr.	<ul style="list-style-type: none"> Blocked the final extra point attempt of the night against ULM (8/29/24). Transferred from Louisiana Tech prior to the 2023 season. Played in 11 games and recorded 15 total tackles, including eight solo stops. 	<table border="1"> <thead> <tr> <th>Year</th> <th>Tckl</th> <th>TFL</th> <th>Sks</th> <th>Int</th> </tr> </thead> <tbody> <tr> <td>2024</td> <td>26</td> <td>2</td> <td>1</td> <td>0</td> </tr> <tr> <td>Career</td> <td>67</td> <td>2</td> <td>1</td> <td>0</td> </tr> </tbody> </table>	Year	Tckl	TFL	Sks	Int	2024	26	2	1	0	Career	67	2	1	0
Year	Tckl	TFL	Sks	Int															
2024	26	2	1	0															
Career	67	2	1	0															
3T		4 TRU THOMPSON 6-1, 281, Jr.	<ul style="list-style-type: none"> Transfer from Florida State prior to the 2022. Played in 11 games and recorded 22 tackles including 10 solo stops and 3.5 sacks. 	<table border="1"> <thead> <tr> <th>Year</th> <th>Tckl</th> <th>TFL</th> <th>Sks</th> <th>Int</th> </tr> </thead> <tbody> <tr> <td>2024</td> <td>39</td> <td>9</td> <td>1.5</td> <td>0</td> </tr> <tr> <td>Career</td> <td>84</td> <td>17</td> <td>7</td> <td>1</td> </tr> </tbody> </table>	Year	Tckl	TFL	Sks	Int	2024	39	9	1.5	0	Career	84	17	7	1
	Year	Tckl	TFL	Sks	Int														
2024	39	9	1.5	0															
Career	84	17	7	1															
		95 KAZARIOUS BOWIE 6-1, 265, Sr.	<ul style="list-style-type: none"> Played at Mississippi Gulf Coast Community College. Recorded 20 tackles and a pair of sacks 	<table border="1"> <thead> <tr> <th>Year</th> <th>Tckl</th> <th>TFL</th> <th>Sks</th> <th>Int</th> </tr> </thead> <tbody> <tr> <td>2024</td> <td>8</td> <td>0.5</td> <td>0</td> <td>0</td> </tr> <tr> <td>Career</td> <td>8</td> <td>0.5</td> <td>0</td> <td>0</td> </tr> </tbody> </table>	Year	Tckl	TFL	Sks	Int	2024	8	0.5	0	0	Career	8	0.5	0	0
Year	Tckl	TFL	Sks	Int															
2024	8	0.5	0	0															
Career	8	0.5	0	0															
NT		0 JEREMIAH WILLIAMS 6-3, 285, R-Jr.	<ul style="list-style-type: none"> Named Second Team All-SWAC and to Phil Steele All-SWAC Team. Played in 11 games and finished with 45 tackles including 20 solo stops and three sacks. 	<table border="1"> <thead> <tr> <th>Year</th> <th>Tckl</th> <th>TFL</th> <th>Sks</th> <th>Int</th> </tr> </thead> <tbody> <tr> <td>2024</td> <td>50</td> <td>5.5</td> <td>1</td> <td>0</td> </tr> <tr> <td>Career</td> <td>127</td> <td>14</td> <td>7</td> <td>0</td> </tr> </tbody> </table>	Year	Tckl	TFL	Sks	Int	2024	50	5.5	1	0	Career	127	14	7	0
	Year	Tckl	TFL	Sks	Int														
2024	50	5.5	1	0															
Career	127	14	7	0															
		90 DIMONYAI LACEY 6-3, 288, Jr.	<ul style="list-style-type: none"> Played at NW Mississippi Community College. Recorded 15 tackles including seven solo stops, 3.5 tackles for loss and 3.5 sacks. 	<table border="1"> <thead> <tr> <th>Year</th> <th>Tckl</th> <th>TFL</th> <th>Sks</th> <th>Int</th> </tr> </thead> <tbody> <tr> <td>2024</td> <td>10</td> <td>0</td> <td>0</td> <td>1</td> </tr> <tr> <td>Career</td> <td>10</td> <td>0</td> <td>0</td> <td>1</td> </tr> </tbody> </table>	Year	Tckl	TFL	Sks	Int	2024	10	0	0	1	Career	10	0	0	1
Year	Tckl	TFL	Sks	Int															
2024	10	0	0	1															
Career	10	0	0	1															
RU		2 JOSHUA NOBLES 6-4, 225, Jr.	<ul style="list-style-type: none"> Made debut against ULM (8/29/24) Transferred from Western Michigan. Played in 12 games in 2023 and made 13 tackles. 	<table border="1"> <thead> <tr> <th>Year</th> <th>Tckl</th> <th>TFL</th> <th>Sks</th> <th>Int</th> </tr> </thead> <tbody> <tr> <td>2024</td> <td>52</td> <td>11</td> <td>9</td> <td>0</td> </tr> <tr> <td>Career</td> <td>75</td> <td>14.5</td> <td>12.5</td> <td>0</td> </tr> </tbody> </table>	Year	Tckl	TFL	Sks	Int	2024	52	11	9	0	Career	75	14.5	12.5	0
	Year	Tckl	TFL	Sks	Int														
2024	52	11	9	0															
Career	75	14.5	12.5	0															
		33 JOHN BROWN, JR. 6-1, 258, Gr.	<ul style="list-style-type: none"> Played at McNeese State in 2023. Played in nine games, recording 19 total tackles, and also recorded 1.5 tackles for loss. 	<table border="1"> <thead> <tr> <th>Year</th> <th>Tckl</th> <th>TFL</th> <th>Sks</th> <th>Int</th> </tr> </thead> <tbody> <tr> <td>2023</td> <td>20</td> <td>4.5</td> <td>0</td> <td>0</td> </tr> <tr> <td>Career</td> <td>39</td> <td>6</td> <td>0</td> <td>0</td> </tr> </tbody> </table>	Year	Tckl	TFL	Sks	Int	2023	20	4.5	0	0	Career	39	6	0	0
Year	Tckl	TFL	Sks	Int															
2023	20	4.5	0	0															
Career	39	6	0	0															
WLB		30 ASHTON TAYLOR 6-2, 215, R-So.	<ul style="list-style-type: none"> Made debut against ULM (8/29/24) and led the team with 10 tackles. Transferred from Tennessee Tech prior to the 2023 season. Played in five games, used mainly on special teams. 	<table border="1"> <thead> <tr> <th>Year</th> <th>Tckl</th> <th>TFL</th> <th>Sks</th> <th>Int</th> </tr> </thead> <tbody> <tr> <td>2024</td> <td>41</td> <td>2</td> <td>1.5</td> <td>0</td> </tr> <tr> <td>Career</td> <td>42</td> <td>2</td> <td>1.5</td> <td>0</td> </tr> </tbody> </table>	Year	Tckl	TFL	Sks	Int	2024	41	2	1.5	0	Career	42	2	1.5	0
	Year	Tckl	TFL	Sks	Int														
2024	41	2	1.5	0															
Career	42	2	1.5	0															
		32 DAVED JONES, JR. 6-1, 228, Sr.	<ul style="list-style-type: none"> Made debut against ULM (8/29/24). Transferred from Cincinnati. Played in 26 games as a back-up linebacker and on special teams. 	<table border="1"> <thead> <tr> <th>Year</th> <th>Tckl</th> <th>TFL</th> <th>Sks</th> <th>Int</th> </tr> </thead> <tbody> <tr> <td>2024</td> <td>9</td> <td>0.5</td> <td>0</td> <td>0</td> </tr> <tr> <td>Career</td> <td>24</td> <td>2</td> <td>0.5</td> <td>0</td> </tr> </tbody> </table>	Year	Tckl	TFL	Sks	Int	2024	9	0.5	0	0	Career	24	2	0.5	0
Year	Tckl	TFL	Sks	Int															
2024	9	0.5	0	0															
Career	24	2	0.5	0															
MLB		7 REID PULLIAM 6-3, 230, So.	<ul style="list-style-type: none"> Made debut against ULM (8/29/24) and finished with eight tackles. Played at Trinity Community College (2023) and Holmes (2022). Recorded 75 tackles and seven sacks. 	<table border="1"> <thead> <tr> <th>Year</th> <th>Tckl</th> <th>TFL</th> <th>Sks</th> <th>Int</th> </tr> </thead> <tbody> <tr> <td>2024</td> <td>58</td> <td>7</td> <td>3.5</td> <td>0</td> </tr> <tr> <td>Career</td> <td>58</td> <td>7</td> <td>3.5</td> <td>0</td> </tr> </tbody> </table>	Year	Tckl	TFL	Sks	Int	2024	58	7	3.5	0	Career	58	7	3.5	0
	Year	Tckl	TFL	Sks	Int														
2024	58	7	3.5	0															
Career	58	7	3.5	0															
		8 JAEDEN WARD 6-1, 230, R-Sr.	<ul style="list-style-type: none"> Made debut against ULM (8/29/24) and finished with five tackles. Transferred from Northwestern State. All-American at Trinity Valley Community College in 2021. 	<table border="1"> <thead> <tr> <th>Year</th> <th>Tckl</th> <th>TFL</th> <th>Sks</th> <th>Int</th> </tr> </thead> <tbody> <tr> <td>2024</td> <td>29</td> <td>3</td> <td>0</td> <td>0</td> </tr> <tr> <td>Career</td> <td>148</td> <td>10.5</td> <td>1.5</td> <td>1</td> </tr> </tbody> </table>	Year	Tckl	TFL	Sks	Int	2024	29	3	0	0	Career	148	10.5	1.5	1
Year	Tckl	TFL	Sks	Int															
2024	29	3	0	0															
Career	148	10.5	1.5	1															
NB		3 ROBERT McDANIEL 6-2, 207, Gr.	<ul style="list-style-type: none"> Sat out first half against ULM (8/29/24) after targeting call in season finale of 2023 while at Alcorn State. Named to Aeneas Williams Watch List, Senior Bowl Watch List, and East-West 1000 Watch List. Recorded 31 total tackles including 20 solo stops last year at Alcorn State with three interceptions. 	<table border="1"> <thead> <tr> <th>Year</th> <th>Tckl</th> <th>Int</th> <th>PBU</th> <th>FR</th> </tr> </thead> <tbody> <tr> <td>2024</td> <td>49</td> <td>1</td> <td>2</td> <td>0</td> </tr> <tr> <td>Career</td> <td>92</td> <td>4</td> <td>10</td> <td>3</td> </tr> </tbody> </table>	Year	Tckl	Int	PBU	FR	2024	49	1	2	0	Career	92	4	10	3
	Year	Tckl	Int	PBU	FR														
2024	49	1	2	0															
Career	92	4	10	3															
		25 SHAMAR HAWKINS 5-11, 190, Jr.	<ul style="list-style-type: none"> Forced into starting lineup against ULM (8/29/24). Junior college All-American, joining the team in Fall Camp, finished with 46 tackles and a pair of sacks. Recorded eight pass breakups during sophomore season. 	<table border="1"> <thead> <tr> <th>Year</th> <th>Tckl</th> <th>Int</th> <th>PBU</th> <th>FR</th> </tr> </thead> <tbody> <tr> <td>2024</td> <td>40</td> <td>1</td> <td>0</td> <td>0</td> </tr> <tr> <td>Career</td> <td>40</td> <td>1</td> <td>0</td> <td>0</td> </tr> </tbody> </table>	Year	Tckl	Int	PBU	FR	2024	40	1	0	0	Career	40	1	0	0
Year	Tckl	Int	PBU	FR															
2024	40	1	0	0															
Career	40	1	0	0															
CB		13 DAY DAY BRIGHT 5-11, 170, Sr.	<ul style="list-style-type: none"> Made debut against ULM (8/29/24) and finished with four tackles and a tackle for loss. Transferred from Portland State. Made 21 tackles in 10 games last year, returning lone interception for a touchdown. 	<table border="1"> <thead> <tr> <th>Year</th> <th>Tckl</th> <th>Int</th> <th>PBU</th> <th>FR</th> </tr> </thead> <tbody> <tr> <td>2024</td> <td>24</td> <td>1</td> <td>3</td> <td>0</td> </tr> <tr> <td>Career</td> <td>64</td> <td>2</td> <td>4</td> <td>1</td> </tr> </tbody> </table>	Year	Tckl	Int	PBU	FR	2024	24	1	3	0	Career	64	2	4	1
	Year	Tckl	Int	PBU	FR														
2024	24	1	3	0															
Career	64	2	4	1															
		10 MIKE SMITH III 5-10, 170, Fr.	<ul style="list-style-type: none"> Played at Trotwood-Mason High School in Trotwood, Ohio. 1st team all state (2023). 	<table border="1"> <thead> <tr> <th>Year</th> <th>Tckl</th> <th>Int</th> <th>PBU</th> <th>FR</th> </tr> </thead> <tbody> <tr> <td>2024</td> <td>10</td> <td>0</td> <td>1</td> <td>0</td> </tr> <tr> <td>Career</td> <td>10</td> <td>0</td> <td>1</td> <td>0</td> </tr> </tbody> </table>	Year	Tckl	Int	PBU	FR	2024	10	0	1	0	Career	10	0	1	0
Year	Tckl	Int	PBU	FR															
2024	10	0	1	0															
Career	10	0	1	0															
FS		6 ESAIAS GUTHRIE 6-1, 183, 5th year	<ul style="list-style-type: none"> Finished with six tackles, a pass breakup, and a sack against ULM (8/29/24). Named Second Team All-SWAC and to Phil Steele All-SWAC Team, finished with 52 total tackles. Transferred from Delaware State prior to the 2023 season. 	<table border="1"> <thead> <tr> <th>Year</th> <th>Tckl</th> <th>Int</th> <th>PBU</th> <th>FR</th> </tr> </thead> <tbody> <tr> <td>2024</td> <td>41</td> <td>1</td> <td>4</td> <td>0</td> </tr> <tr> <td>Career</td> <td>153</td> <td>6</td> <td>18</td> <td>1</td> </tr> </tbody> </table>	Year	Tckl	Int	PBU	FR	2024	41	1	4	0	Career	153	6	18	1
	Year	Tckl	Int	PBU	FR														
2024	41	1	4	0															
Career	153	6	18	1															
		24 ANTHONY PETTY 5-9, 177, Sr.	<ul style="list-style-type: none"> Played in 10 games when he recorded 17 tackles including seven solo stops in 2023. Has seen action in three seasons. 	<table border="1"> <thead> <tr> <th>Year</th> <th>Tckl</th> <th>Int</th> <th>PBU</th> <th>FR</th> </tr> </thead> <tbody> <tr> <td>2024</td> <td>9</td> <td>2</td> <td>0</td> <td>0</td> </tr> <tr> <td>Career</td> <td>45</td> <td>3</td> <td>6</td> <td>0</td> </tr> </tbody> </table>	Year	Tckl	Int	PBU	FR	2024	9	2	0	0	Career	45	3	6	0
Year	Tckl	Int	PBU	FR															
2024	9	2	0	0															
Career	45	3	6	0															
SS		5 CAMERON SMITH 6-2, 198, R-Jr.	<ul style="list-style-type: none"> Made debut against ULM (8/29/24) and finished with five tackles. Transferred from Eastern Michigan, recorded 45 total tackles, including 23 solo stops last season. Recorded one tackle for loss, one interception and two pass breakups 	<table border="1"> <thead> <tr> <th>Year</th> <th>Tckl</th> <th>Int</th> <th>PBU</th> <th>FR</th> </tr> </thead> <tbody> <tr> <td>2024</td> <td>21</td> <td>0</td> <td>0</td> <td>0</td> </tr> <tr> <td>Career</td> <td>96</td> <td>1</td> <td>5</td> <td>1</td> </tr> </tbody> </table>	Year	Tckl	Int	PBU	FR	2024	21	0	0	0	Career	96	1	5	1
	Year	Tckl	Int	PBU	FR														
2024	21	0	0	0															
Career	96	1	5	1															
		9 B.J. WASHINGTON 6-0, 195, So.	<ul style="list-style-type: none"> Named to Aeneas Williams Watch List. Recorded 25 total tackles including 19 solo stops with four tackles for loss. Recorded a pair of pass breakups, forced a fumble, and recorded three interceptions 	<table border="1"> <thead> <tr> <th>Year</th> <th>Tckl</th> <th>Int</th> <th>PBU</th> <th>FR</th> </tr> </thead> <tbody> <tr> <td>2024</td> <td>19</td> <td>0</td> <td>3</td> <td>0</td> </tr> <tr> <td>Career</td> <td>44</td> <td>3</td> <td>8</td> <td>0</td> </tr> </tbody> </table>	Year	Tckl	Int	PBU	FR	2024	19	0	3	0	Career	44	3	8	0
Year	Tckl	Int	PBU	FR															
2024	19	0	3	0															
Career	44	3	8	0															
CB		1 KE'VRIC WIGGINS 6-0, 178, Sr.	<ul style="list-style-type: none"> Returned to ULM for the season opener after starting his career in Monroe. Recorded 17 tackles including 15 solo stops, and 0.5 tackles for loss. Recorded a pair of pass breakups and a pair of interceptions. 	<table border="1"> <thead> <tr> <th>Year</th> <th>Tckl</th> <th>Int</th> <th>PBU</th> <th>FR</th> </tr> </thead> <tbody> <tr> <td>2024</td> <td>27</td> <td>3</td> <td>7</td> <td>0</td> </tr> <tr> <td>Career</td> <td>58</td> <td>6</td> <td>16</td> <td>0</td> </tr> </tbody> </table>	Year	Tckl	Int	PBU	FR	2024	27	3	7	0	Career	58	6	16	0
	Year	Tckl	Int	PBU	FR														
2024	27	3	7	0															
Career	58	6	16	0															
		17 KJ CHISHOLM 6-0, 165, Fr.	<ul style="list-style-type: none"> Played at Whale Branch High School. Region Player of the Year, All-State, and holds the record for most interceptions in school history. Started last game opposite Wiggins against Grambling (9/21/24). 	<table border="1"> <thead> <tr> <th>Year</th> <th>Tckl</th> <th>Int</th> <th>PBU</th> <th>FR</th> </tr> </thead> <tbody> <tr> <td>2024</td> <td>20</td> <td>0</td> <td>6</td> <td>0</td> </tr> <tr> <td>Career</td> <td>20</td> <td>0</td> <td>6</td> <td>0</td> </tr> </tbody> </table>	Year	Tckl	Int	PBU	FR	2024	20	0	6	0	Career	20	0	6	0
Year	Tckl	Int	PBU	FR															
2024	20	0	6	0															
Career	20	0	6	0															

ULM (5-6, 3-5 Sun Belt)

Aug. 29, 2024 | 6 p.m.

Monroe, La. | Malone Stadium

2024 SCHEDULE

Aug. 29	def. JACKSON STATE, 30-14
Sept. 7	def. UAB, 32-6
Sept. 21	lost to Texas, 51-3
Sept. 28	def. Troy, 13-9
Oct. 5	def. JAMES MADISON, 21-19
Oct. 12	def. SOUTHERN MISS, 38-21
Oct. 26	lost to South Alabama, 46-17
Nov. 2	lost to Marshall, 28-23
Nov. 9	lost to TEXAS STATE, 38-17
Nov. 16	lost to Auburn, 48-14
Nov. 23	lost to Arkansas State, 28-21
Nov. 30	LOUISIANA

LANE (4-6, 3-5 SIAC)

Sept. 7, 2024 | 6 p.m.

Jackson, Miss. | Mississippi Veterans Memorial

2024 SCHEDULE

Sept. 7	lost to Jackson State, 58-7
Sept. 14	def. Benedict, 32-27
Sept. 21	lost to Miles, 42-32
Sept. 28	lost to Clark-Atlanta, 38-28
Oct. 5	lost to Kentucky State, 24-20
Oct. 12	lost to TUSKEGEE, 27-17
Oct. 19	def. CENTRAL STATE, 27-24
Oct. 26	def. Savannah State, 28-27
Nov. 2	lost to EDWARD WATERS, 37-23
Nov. 9	def. Lincoln (Mo.), 41-28

SOUTHERN (7-4, 6-1)

Sept. 14, 2024 | 6 p.m.

Jackson, Miss. | Mississippi Veterans Memorial

2024 SCHEDULE

Aug. 31	lost to McNeese State, 21-7
Sept. 7	def. SAVANNAH STATE, 42-10
Sept. 14	lost to Jackson State, 33-15
Sept. 21	def. Prairie View A&M, 31-24 (ot)
Oct. 5	lost to NICHOLLS, 51-7
Oct. 12	def. Texas Southern, 22-19 (ot)
Oct. 19	def. ALCORN STATE, 24-14
Oct. 26	lost to Florida A&M, 24-6
Nov. 2	def. Alabama A&M, 25-20
Nov. 9	def. BETHUNE-COOKMAN, 25-23
Nov. 16	def. UAPB, 31-9
Nov. 30	vs. Grambling State

GRAMBLING STATE (5-6, 2-5)

Sept. 21, 2024 | 6 p.m.

Grambling, La. | Eddie G. Robinson Memorial

2024 SCHEDULE

Aug. 31	lost to Louisiana, 40-10
Sept. 7	def. TUSKEGEE, 37-20
Sept. 14	def. Texas A&M-Commerce, 35-28
Sept. 21	def. JACKSON STATE, 41-20
Sept. 28	lost to Prairie View A&M, 36-34 (5 ot)
Oct. 12	lost to ALCORN STATE, 17-15
Oct. 19	def. UAPB, 31-21
Oct. 26	lost to Texas Southern, 24-17
Nov. 2	lost to Bethune-Cookman, 24-21
Nov. 9	def. ALABAMA STATE, 24-23
Nov. 14	lost to Alabama A&M, 22-17
Nov. 30	vs. Southern

TEXAS SOUTHERN (5-6, 4-4)

Sept. 28, 2024 | 6 p.m.

Houston, Texas | Shell Energy Stadium

2024 SCHEDULE

Aug. 31	def. Prairie View A&M, 27-9
Sept. 7	lost to Rice, 69-7
Sept. 21	lost to Lamar, 20-17
Sept. 28	lost to JACKSON STATE, 43-14
Oct. 5	def. VIRGINIA-LYNCHBURG, 28-10
Oct. 12	lost to SOUTHERN, 22-19
Oct. 26	def. GRAMBLING STATE, 24-17
Nov. 2	lost to Florida A&M, 52-28
Nov. 9	lost to Alcorn State, 42-21
Nov. 16	def. BETHUNE-COOKMAN, 17-14
Nov. 23	def. UAPB, 31-23

ALABAMA A&M (6-6, 4-4)

Oct. 5, 2024 | 4 p.m.

Mobile, Ala. | Ladd-Peebles Stadium

2024 SCHEDULE

Aug. 31	lost to Auburn, 73-3
Sept. 7	def. KENTUCKY STATE, 49-7
Sept. 14	def. GEORGETOWN (KY), 24-16
Sept. 21	lost to Austin Peay, 59-16
Oct. 5	lost to Jackson State, 45-38
Oct. 12	def. BETHUNE-COOKMAN, 56-12
Oct. 26	lost to Alabama State, 27-19
Nov. 2	lost to SOUTHERN, 25-20
Nov. 9	def. UAPB, 52-24
Nov. 14	def. GRAMBLING STATE, 22-17
Nov. 23	def. Mississippi Valley State, 49-35
Nov. 29	lost to Florida A&M, 28-20

FLORIDA A&M (7-5, 5-3)

Oct. 19, 2024 | 2:30 p.m.

Jackson, Miss. | Mississippi Veterans Memorial

2024 SCHEDULE

Aug. 24	def. Norfolk State, 24-23
Aug. 31	def. SOUTH CAROLINA STATE, 22-18
Sept. 7	lost to Miami (Fla.), 56-9
Sept. 21	lost to Troy, 34-12
Oct. 5	def. Alabama State, 28-13
Oct. 19	lost to Jackson State, 35-21
Oct. 26	def. SOUTHERN, 24-6
Nov. 2	def. TEXAS SOUTHERN, 52-28
Nov. 9	lost to Prairie View A&M, 31-12
Nov. 16	lost to MISSISSIPPI VALLEY STATE, 24-21
Nov. 23	def. Bethune-Cookman, 41-38
Nov. 29	def. ALABAMA A&M, 28-20

BETHUNE-COOKMAN (2-10, 2-6)

Oct. 26, 2024 | 2 p.m.

Daytona Beach, Fla. | Daytona Stadium

2024 SCHEDULE

Aug. 31	lost to South Florida, 48-3
Sept. 7	lost to MERCER, 31-2
Sept. 14	lost to Western Michigan, 59-31
Sept. 21	lost to CLARK-ATLANTA, 38-37
Sept. 28	lost to ALABAMA STATE, 26-21
Oct. 12	lost to Alabama A&M, 56-12
Oct. 19	def. Mississippi Valley State, 20-10
Oct. 26	lost to JACKSON STATE, 37-17
Nov. 2	def. GRAMBLING STATE, 24-21
Nov. 9	lost to Southern, 25-23
Nov. 16	lost to Texas Southern, 17-14
Nov. 23	lost to Florida A&M, 41-38

UAPB (3-9, 2-6)

Nov. 2, 2024 | 2 p.m.

Jackson, Miss. | Mississippi Veterans Memorial

2024 SCHEDULE

Aug. 29	lost to Arkansas, 70-0
Sept. 7	def. ARKANSAS BAPTIST, 73-0
Sept. 14	lost to Tennessee State, 41-28
Sept. 21	lost to CENTRAL ARKANSAS, 56-17
Oct. 5	lost to Alcorn State, 38-28
Oct. 11	def. PRAIRIE VIEW A&M, 21-17
Oct. 19	lost to Grambling State, 31-21
Oct. 26	def. MISSISSIPPI VALLEY STATE, 35-21
Nov. 2	lost to Jackson State, 41-3
Nov. 9	lost to ALABAMA A&M, 52-28
Nov. 16	lost to Southern, 31-9
Nov. 23	lost to TEXAS SOUTHERN, 31-23

MISSISSIPPI VALLEY ST (1-11, 1-7)

Nov. 9, 2024 | 2 p.m.

Jackson, Miss. | Mississippi Veterans Memorial

2024 SCHEDULE

Aug. 31	lost to Tennessee State, 41-21
Sept. 7	lost to Lamar, 28-14
Sept. 14	lost to Murray State, 59-8
Sept. 21	lost to Nicholls., 66-0
Sept. 28	lost to ALCORN STATE, 42-21
Oct. 12	lost to Alabama State, 54-17
Oct. 19	lost to BETHUNE-COOKMAN, 20-10
Oct. 26	lost to UAPB, 35-21
Nov. 2	lost to PRAIRIE VIEW A&M, 17-16
Nov. 9	lost to Jackson State, 51-14
Nov. 16	def. Florida A&M, 24-21
Nov. 23	lost to ALABAMA A&M, 49-35

ALABAMA STATE (7-5, 5-3)

Nov. 16, 2024 | 2 p.m.

Montgomery, Ala. | ASU Stadium

2024 SCHEDULE

Sept. 1	lost to North Carolina Central, 31-24
Sept. 7	def. MILES, 24-6
Sept. 14	lost to Samford, 12-7
Sept. 21	def. Bethune-Cookman, 26-21
Oct. 5	lost to FLORIDA A&M, 28-13
Oct. 12	def. MISSISSIPPI VALLEY STATE, 54-17
Oct. 28	def. Alabama A&M, 27-19
Nov. 2	def. Alcorn State, 21-17
Nov. 9	lost to Grambling State, 24-23
Nov. 16	lost to JACKSON STATE, 16-10
Nov. 23	def. PRAIRIE VIEW A&M, 9-6
Nov. 28	def. TUSKEGEE, 34-6

ALCORN STATE (6-6, 5-3)

Nov. 23, 2024 | 2 p.m.

Lorman, Miss. | Spinks-Casem Stadium

2024 SCHEDULE

Aug. 29	lost to UAB, 41-3
Sept. 7	lost to Vanderbilt, 55-0
Sept. 14	def. EDWARD WATERS, 38-7
Sept. 21	lost to McNeese State, 42-14
Sept. 28	def. Mississippi Valley State, 42-21
Oct. 5	def. UAPB, 38-28
Oct. 12	lost to Grambling State, 17-15
Oct. 19	lost to Southern, 24-14
Nov. 2	lost to Alabama State, 21-17
Nov. 9	def. TEXAS SOUTHERN, 42-21
Nov. 16	def. Prairie View A&M, 26-13
Nov. 23	lost to JACKSON STATE, 48-10

SCHEDULE / RESULTS

2024 SCHEDULE / RESULTS				10-2 (8-0 SWAC)	
DATE	OPPONENT	W / L	SCORE	ATT	
Aug. 29	at ULM	L	14-30	11,145	
Sept. 7	LANE	W	58-7	26,700	
Sept. 14	SOUTHERN	W	33-15	32,027	
Sept. 21	at Grambling State	L	20-41	19,085	
Sept. 28	at Texas Southern*	W	43-14	13,173	
Oct. 5	vs. Alabama A&M* [1]	W	45-38	14,956	
Oct. 19	FLORIDA A&M*	W	35-21	28,450	
Oct. 26	at Bethune-Cookman*	W	37-17	9877	
Nov. 2	UAPB*	W	41-3	34,932	
Nov. 9	MISSISSIPPI VALLEY STATE*	W	51-14	13,954	
Nov. 16	at Alabama State*	W	16-10	21,798	
Nov. 23	at Alcorn State*	W	48-10	22,617	
Dec. 7	SOUTHERN				

[1] Gulf Coast Challenge (Mobile, AL)

TEAM STATISTICS

TEAM STATISTICS	Jackson State	Opponents
SCORING		
Points Per Game	36.75	18.33
Total	441	220
FIRST DOWNS		
Rushing	126	71
Passing	94	96
Penalty	19	24
Total	239	191
RUSHING		
Yards Gained	2833	1694
Yards Lost	268	318
Attempts	470	396
Average Per Attempt	5.5	3.5
Avg. Per Game	213.8	114.7
Touchdowns	27	12
Total	2565	1376
PASSING		
Att-Comp-Int	272-165-7	326-172-11
Avg. Per Attempt	8.48	5.98
Avg. Per Game	192.25	162.33
Touchdowns	24	14
Total	2307	1948
TOTAL OFFENSE		
Total Plays	742	722
Avg. Per Play	6.6	4.6
Avg. Per Game	406.0	277.0
Total Yards	4872	3324
Touchdowns	54	28
RETURNS		
Kickoff: Average	20.55	19.70
Kickoff: Total	38-781	60-1182
Punt: Average	14.79	13.40
Punt: Total	24-355	5-67
INT: Average	7.27	7.71
INT: Total	11-80	7-54
KICKING		
Punt: Avg. Yards Per Game	41.30	37.52
Punt: Net Average	37.45	31.22
Punt: Total Yards	33-1363	69-2589
FG: Good-Attempts	20-26	9-11
Onside Kicks	0-0	0-3
Penalties		
Avg. Per Game (YDS)	63.75	55.25
Total-Yards	80-765	77-663
TIME OF POSSESSION		
Avg. Per Game	29:36	29:51
Total	05:55:08	05:58:07
MISCELLANEOUS		
3rd Down Conversions	61-146 (41.78%)	49-162 (30.25%)
4th Down Conversions	15-20 (75.00%)	14-24 (58.33%)
Fumbles-Lost	19-9	13-6
Sacks-Yards Lost	30-220	16-103
PAI: Good-Attempts	51-52	25-26
Misc. Yards	0	0
Red Zone: Attempts-Scores	43-44	28-32
Red Zone: Touchdowns	29-44	20-32

INDIVIDUAL STATISTICS

SCORE BY QUARTERS	1ST	2ND	3RD	4TH	OT	TOTAL			
Jackson State	120	137	111	63	0	441			
Opponents	72	41	44	63	0	220			
RUSHING	G	ATT	GAIN	LOSS	NET	AVG	TD	LG	YPG
Mulligan, Irv	10	157	1095	37	1058	6.7	10	54	105.80
Terrell Jr., Travis	11	64	419	7	412	6.4	3	60	37.45
Morgan, Jacobian	12	83	428	129	299	3.6	6	72	24.92
McCoy, Cam/Ron	7	22	207	36	171	7.8	2	60	24.43
Matthews, Emari	12	40	163	9	154	3.9	2	19	12.83
Martin, J.D.	4	26	122	6	116	4.5	1	33	29.00
Miller, Ahmad	3	18	104	9	95	5.3	2	30	31.67
McDonald, Zy	5	6	61	0	61	10.2	1	20	12.20
Boykin, Kobe	4	8	56	2	54	6.8	0	24	13.50
Blount IV, Nate	4	7	44	0	44	6.3	0	19	11.00
Moultrie, Desmond	10	16	44	19	25	1.6	0	11	2.50
Dupree, Ja'Naylon	9	2	17	0	17	8.5	0	10	1.89
Powers Jr., Rico	3	1	17	0	17	17.0	0	17	5.67
Stofa, Parker	1	1	13	0	13	13.0	0	13	13.00
Johnson, Ezequiel	3	6	17	7	10	1.7	0	8	3.33
Moss, Bryson	5	3	10	0	10	3.3	0	4	2.00
Smith III, Mike	7	1	7	0	7	7.0	0	7	1.00
Spencer, Isaiah	12	1	5	0	5	5.0	0	5	0.42
Gardner Jr., Jameel	7	1	4	0	4	4.0	0	4	0.57
Team	12	7	0	7	-7	-1.0	0	0	-0.58
Total	12	494	3002	275	2727	5.5	29	72	227.25
Opponents	12	399	1708	316	1392	3.5	12	82	116.00
PASSING	G	EFF	C-A-I	PCT	YDS	TD	LG	AVG	
Morgan, Jacobian	12	156.72	146-231-6	63.20	1968	19	66	164.00	
McCoy, Cam/Ron	7	145.37	18-38-1	47.37	310	4	70	44.29	
McDonald, Zy	5	673.60	1-1-0	100.00	29	1	29	5.80	
Stofa, Parker	1	0.00	0-1-0	0.00	0	0	0	0.00	
Team	12	0.00	0-1-0	0.00	0	0	0	0.00	
Total	12	156.17	178-294-7	60.54	2492	26	70	207.67	
Opponents	12	110.37	173-327-11	52.91	1949	14	70	162.42	
RECEIVING	G	NO	YDS	AVG	TD	LG	AVG		
Fortilien, Joanes	11	33	561	17.00	8	70	46.75		
Spencer, Isaiah	12	32	537	16.78	4	58	44.75		
Dupree, Ja'Naylon	10	18	325	18.06	5	66	32.50		
Landy, Marvin	11	16	222	13.88	3	42	20.18		
Henderson, Tyquan	7	14	238	17.00	1	46	34.00		
Terrell Jr., Travis	11	13	79	6.08	0	20	7.18		
Gardner Jr., Jameel	7	6	51	8.50	1	24	7.29		
Paul, Kobe	3	6	49	8.17	1	21	16.33		
McCray, Fabian	3	5	30	6.00	0	9	10.00		
Martin, J.D.	4	4	48	12.00	0	27	12.00		
Powers Jr., Rico	3	4	9	2.25	0	6	3.00		
Mulligan, Irv	10	3	39	13.00	0	22	3.90		
Miller, Ahmad	3	3	25	8.33	0	12	8.33		
Simmons, Erick	9	2	34	17.00	1	29	3.78		
Bennett, Darren	7	1	22	22.00	0	22	3.14		
Moultrie, Desmond	9	1	11	11.00	0	11	1.22		
Saint-Louis, Sebastien	7	1	10	10.00	0	10	1.43		
Mack, Logan	1	1	5	5.00	0	5	5.00		
Mays Jr., Richard	5	1	5	5.00	0	5	1.00		
Total	12	178	2439	13.70	26	70	203.25		
Opponents	12	172	1920	11.16	14	70	160.00		

INDIVIDUAL STATISTICS

TOTAL OFFENSE

	G	PLAYS	RUSH	PASS	TOTAL	AVG/G
Morgan, Jacobian	12	314	299	1968	2267	188.9
Mulligan, Irv	10	157	1058	0	1058	105.8
McCoy, Cameron	7	60	171	310	481	68.7
Terrell Jr., Travis	11	64	412	0	412	37.5
Matthews, Emari	12	40	154	0	154	12.8
Martin, J.D.	4	26	116	0	116	29.0
Miller, Ahmad	3	18	95	0	95	31.7
McDonald, Zy	5	7	61	29	90	18.0
Boykin, Kobe	4	8	54	0	54	13.5
Blount IV, Nate	4	7	44	0	44	11.0
Moultrie, Desmond	10	16	25	0	25	2.5
Powers Jr., Rico	3	1	17	0	17	5.7
Dupree, Ja'Naylon	10	2	17	0	17	1.7
Stofa, Parker	1	2	13	0	13	13.0
Moss, Bryson	5	3	10	0	10	2.0
Johnson, Ezequiel	3	6	10	0	10	3.3
Smith III, Mike	7	1	7	0	7	1.0
Spencer, Isaiah	12	1	5	0	5	0.4
Gardner, Jameel	7	1	4	0	4	0.6
Team	12	0	-7	0	-7	-0.6
Total	12	742	2565	2307	4872	406.0
Opponents	12	727	1385	1949	3334	277.8

SCORING

	TD	FG	SAF	PAT	RUSH	RCV	PASS	DXP	PTS
Baeza, Gerardo	0	20	0	49-50	0-0	0	0-0	0	109
Mulligan, Irv	10	0	0	0-0	0-0	0	0-0	0	60
Fortilien, Joanes	8	0	0	0-0	0-0	0	0-0	0	48
Morgan, Jacobian	6	0	0	0-0	1-1	0	0-0	0	38
Dupree, Ja'Naylon	5	0	0	0-0	0-0	0	0-0	0	30
Terrell Jr., Travis	5	0	0	0-0	0-0	0	0-0	0	30
Spencer, Isaiah	4	0	0	0-0	0-0	0	0-0	0	24
Landy, Marvin	3	0	0	0-0	0-0	0	0-0	0	18
Matthews, Emari	2	0	0	0-0	0-0	0	0-0	0	12
McCoy, Cam'Ron	2	0	0	0-0	0-0	0	0-0	0	12
Miller, Ahmad	2	0	0	0-0	0-0	0	0-0	0	12
Gardner Jr., Jameel	1	0	0	0-0	0-0	0	0-0	0	6
Henderson, Tyquan	1	0	0	0-0	0-0	0	0-0	0	6
Martin, J.D.	1	0	0	0-0	0-0	0	0-0	0	6
McDonald, Zy	1	0	0	0-0	0-0	0	0-0	0	6
Paul, Kobe	1	0	0	0-0	0-0	0	0-0	0	6
Simmons, Errick	1	0	0	0-0	0-0	0	0-0	0	6
Webb, Phillip	1	0	0	0-0	0-0	0	0-0	0	6
Armenta, Leilana	0	0	0	2-2	0-0	0	0-0	0	2
Taylor, Ashton	0	0	1	0-0	0-0	0	0-0	0	2
Team	0	0	1	0-0	0-0	0	0-0	0	2
Total	59	20	2	51-52	1-1	0	0-1	0	471
Opponents	28	9	0	25-26	0-0	0	0-2	0	220

PUNT RETURNS

	NO	YDS	AVG	TD	LG
Terrell Jr., Travis	16	276	17.25	0	44
Dupree, Ja'Naylon	4	30	7.50	0	12
Powers Jr., Rico	2	27	13.50	0	19
Moss, Bryson	1	13	13.00	0	0
Spencer, Isaiah	1	9	9.00	0	9
Total	27	397	14.70	0	44
Opponents	5	67	13.40	0	26

KICK RETURNS

	NO	YDS	AVG	TD	LG
Terrell Jr., Travis	17	516	30.35	2	96
Simmons, Errick	5	86	17.20	0	34
Dupree, Ja'Naylon	4	64	16.00	0	46
Gardner Jr., Jameel	3	46	15.33	0	21
Boykin, Kobe	2	37	18.50	0	24
Mays Jr., Richard	2	14	7.00	0	8
Moultrie, Desmond	1	13	13.00	0	13
Matthews, Emari	2	10	5.00	0	10
Hawkins, Shamar	1	0	0.00	0	0
Henderson, Tyquan	1	-5	-5.00	0	0
Total	43	953	22.16	3	96
Opponents	60	1182	19.70	0	45

INDIVIDUAL STATISTICS

INTERCEPTIONS

	NO	YDS	AVG	TD	LG
Wiggins, Ke'Vric	3	8	2.7	0	9
Guthrie, Esaias	2	38	19.0	0	28
Petty, AJ	2	10	5.0	0	10
Lacey, Dimonyai	1	19	19.0	0	19
Hawkins, Shamar	1	5	5.0	0	5
Bright, Day Day	1	0	0.0	0	0
McDaniel, Robert	1	0	0.0	0	0
Total	11	80	7.3	0	38
Opponents	7	52	7.4	1	25

FUMBLE RETURNS

	NO	YDS	AVG	TD	LG
Webb, Phillip	1	32	32.0	1	32
Johnson, Ashton	1	2	2.0	0	2
Pulliam, Reid	1	0	0.0	0	0
Fortilien, Joanes	1	0	0.0	0	0
Guthrie, Esaias	1	0	0.0	0	0
Moultrie, Desmond	1	-2	-2.0	0	-2
Total	6	32	5.3	1	32
Opponents	5	21	4.2	1	9

KICKOFFS

	NO	YDS	AVG	TB	OB
Ballard, Jalen	32	1926	60.2	9	0
Baeza, Gerardo	37	2090	56.5	8	0
Warren, Donovan	15	849	56.6	0	0
Total	84	4865	57.9	17	0
Opponents	48	2552	53.2	8	1

PUNTING

	NO	YDS	AVG	LG	TB	FC	I20	50+	BLK
Noll, Matt	28	1199	42.82	66	2	5	13	6	0
Team	4	116	29.00	56	0	0	1	1	2
Warren, Donovan	1	38	38.00	38	0	0	1	0	0
Total	33	1353	41.00	66	2	5	15	7	2
Opponents	69	2589	37.52	57	4	13	19	6	2

FIELD GOALS

	MD-ATT	PCT	1-19	20-29	30-39	40+	LG	BLK
Baeza, Gerardo	20-26	76.92%	0-0	9-9	8-9	3-8	48	0
Total	20-26	76.92%	0-0	9-9	8-9	3-8	48	0
Opponents	8-10	80.00%	0-0	3-3	4-5	1-2	40	0

FIELD GOALS SEQUENCE

	JSU	OPP
ULM	-	(39)
Lane	(45), (43), (33)	-
Southern	(25), 44, (39)	(29)
Grambling State	-	32, (29), (32)
Texas Southern	(26), (28)	-
Alabama A&M	(23)	(34)
Florida A&M	48, (36), (37), 50	47
Bethune-Cookman	(24), (39), (28)	(25)
UAPB	(36), 29, (48), 52	-
MVSU	(23), (26), (28)	-
Alabama State	47	(32)
Alcorn State	(32), (26)	(40)
Southern	-	-

Numbers in parentheses indicate field goal was made

INDIVIDUAL STATISTICS

ALL-PURPOSE YARDS

	G	RUSH	REC	PR	KR	IR	TOT	AVG/G
Terrell Jr., Travis	11	412	79	276	516	0	1283	116.6
Mulligan, Irv	10	1058	39	0	0	0	1097	109.7
Fortilien, Joanes	12	0	561	0	0	0	561	46.8
Spencer, Isaiah	12	5	537	9	0	0	551	45.9
Dupree, Ja'Naylon	10	17	332	30	64	0	443	44.3
Morgan, Jacobian	12	299	0	0	0	0	299	24.9
Henderson, Tyquan	7	0	238	0	-5	0	233	33.3
Landy, Marvin	11	0	222	0	0	0	222	20.2
McCoy, Cam/Ron	7	171	0	0	0	0	171	24.4
Martin, J.D.	4	116	48	0	0	0	164	41.0
Matthews, Emari	12	154	0	0	10	0	164	13.7
Simmons, Erick	9	0	34	0	86	0	120	13.3
Miller, Ahmad	3	95	25	0	0	0	120	40.0
Gardner Jr., Jameel	7	4	51	0	46	0	101	14.4
Boykin, Kobe	4	54	0	0	37	0	91	22.8
McDonald, Zy	5	61	0	0	0	0	61	12.2
Powers Jr., Rico	3	17	9	27	0	0	53	17.7
Moultrie, Desmond	10	25	11	0	13	0	49	4.9
Paul, Kobe	3	0	49	0	0	0	49	16.3
Blount IV, Nate	4	44	0	0	0	0	44	11.0
Guthrie, Esaias	12	0	0	0	0	38	38	3.2
McCray, Fabian	3	0	30	0	0	0	30	10.0
Moss, Bryson	5	10	0	13	0	0	23	4.6
Bennett, Darren	7	0	22	0	0	0	22	3.1
Mays Jr., Richard	6	0	5	0	14	0	19	3.2
Lacey, Dimonyai	8	0	0	0	0	19	19	2.4
Stofa, Parker	1	13	0	0	0	0	13	13.0
Petty, Anthony	9	0	0	0	0	10	10	1.1
Johnson, Ezequiel	3	10	0	0	0	0	10	3.3
Saint-Louis, Sebastien	8	0	10	0	0	0	10	1.3
Wiggins Jr., Ke'Vric	12	0	0	0	0	8	8	0.7
Smith III, Mike	7	7	0	0	0	0	7	1.0
Mack, Logan	1	0	5	0	0	0	5	5.0
Hawkins, Shamar	12	0	0	0	0	5	5	0.4
Team	12	-7	0	0	0	0	-7	-0.6
Total	12	2565	2307	355	781	80	6088	507.3
Opponents	12	1385	1920	67	1182	54	4608	384.0

INDIVIDUAL GAME-BY-GAME STATISTICS

GAME-BY-GAME TACKLES FOR LOSS (TFL-YDS)

Tackles for Loss	TFL-YDS	ULM	LANE	SU	GSU	TSU	AAMU	FAMU	B-CU	UAPB	MVSU	ALST	ALCN	SU
Nobles, Joshua	11.0-77	-	1.5-5	2.5-17	2.5-10	1.0-20	-	1.5-7	1.0-5	1.0-13	-	-	-	
Thompson, Tru	10.0-25	-	2.0-5	0.5-4	1.0-3	-	3.5-6	1.5-4	0.5-1	1.0-2	-	-	-	
McDaniel, Robert	9.5-36	-	0.5-2	-	2.0-4	1.0-7	2.0-9	-	-	-	-	3.0-13	1.0-1	
Webb, Phillip	8.0-46	-	1.0-1	-	-	3.0-29	-	-	-	1.0-6	-	2.0-8	1.0-2	
Pulliam, Reid	7.0-34	1.0-2	1.5-12	-	-	1.0-8	0.5-1	2.5-7	0.5-4	-	-	-	-	
Williams, Jeremiah	5.0-19	-	0.5-1	-	1.5-3	-	0.5-1	1.5-4	-	-	1.0-10	-	-	
Guthrie, Esaias	5.5-23	1.0-8	1.0-3	-	0.5-1	1.0-8	-	-	-	1.0-1	-	0.5-1	-	
Hawkins, Shamar	3.5-21	-	-	-	1.5-3	-	-	-	-	2.0-18	-	-	-	
Bright, Day Day	3.5-6	1.0-1	-	-	-	1.0-1	-	-	-	-	-	1.5-4	-	
Ward, Jaeden	3.0-4	1.0-1	2.0-3	-	-	-	-	-	-	-	-	-	-	
Smith, Cameron	2.5-4	-	-	1.0-3	-	-	-	-	-	-	-	0.5-0	1.0-1	
Walker, Allen	2.0-10	-	-	-	1.0-8	-	0.5-1	0.5-1	-	-	-	-	-	
Brown Jr., John	2.0-3	-	-	-	0.5-1	-	-	0.5-2	-	-	-	-	1.0-1	
Chisholm, KJ	1.5-4	-	-	-	0.5-1	-	1.0-3	-	-	-	-	-	-	
Wells, Tymon	1.0-6	-	1.0-6	-	-	-	-	-	-	-	-	-	-	
Taylor, Ashton	1.0-4	-	-	-	-	-	-	-	-	-	-	1.0-4	-	
Wiggins, Ke'Vric	1.0-2	-	-	-	-	-	-	-	-	-	-	1.0-2	-	
Washington, B.J.	0.5-7	0.5-7	-	-	-	-	-	-	-	-	-	-	-	
Taylor, Ashton	0.5-6	0.5-6	-	-	-	-	-	-	-	-	-	-	-	
Smith III, Mike	0.5-1	-	-	-	-	-	-	-	-	-	-	0.5-1	-	

GAME-BY-GAME SACKS (SKS-YDS)

Tackles for Loss	TFL-YDS	ULM	LANE	SU	GSU	TSU	AAMU	FAMU	B-CU	UAPB	MVSU	ALST	ALCN	SU
Nobles, Joshua	9.0-74	-	1.0-5	2.5-17	1.0-7	1.0-20	-	1.5-7	1.0-5	1.0-13	-	-	-	
McDaniel, Robert	5.0-29	-	0.5-2	-	-	1.0-7	1.0-8	-	-	-	0.5-1	1.0-10	1.0-1	
Webb, Phillip	4.0-21	-	-	-	-	1.0-5	-	-	-	1.0-6	0.5-1	1.0-4	-	
Pulliam, Reid	3.5-29	-	1.5-12	-	-	1.0-8	-	0.5-5	0.5-4	-	-	-	-	
Brown Jr., John	3.0-12	-	-	-	-	-	-	-	-	-	3.0-12	-	-	
Guthrie, Esaias	2.0-16	1.0-8	-	-	-	1.0-8	-	-	-	-	-	-	-	
Hawkins, Shamar	2.0-18	-	-	-	-	-	-	-	-	2.0-18	-	-	-	
Taylor, Ashton	2.0-11	0.5-6	-	-	-	-	-	-	-	-	0.5-1	1.0-4	-	
Thompson, Tru	2.0-10	-	-	0.5-4	-	-	-	1.0-2	0.5-4	-	-	-	-	
Williams, Jeremiah	1.5-11	-	-	-	-	-	-	-	-	-	1.5-11	-	-	
Walker, Allen	1.0-8	-	-	-	1.0-8	-	-	-	-	-	-	-	-	
Wells, Tymon	1.0-6	-	1.0-6	-	-	-	-	-	-	-	-	-	-	
Smith, Cameron	1.0-1	-	-	-	-	-	-	-	-	-	1.0-1	-	-	
Washington, B.J.	0.5-7	0.5-7	-	-	-	-	-	-	-	-	-	-	-	
Bowie, Kazarius	0.5-2	-	-	-	-	-	-	-	-	-	0.5-2	-	-	
Jones Jr., Daved	0.5-1	-	-	-	-	-	-	-	-	-	0.5-1	-	-	

SCORING DRIVES

Opponent	No. of Plays	Total Yards	Drive Time	Type of Score	Score QTR/Time	Scoring Play
ULM	1	41	0:10	TD	2/10:51	Fortilien 41-yd rec
ULM	7	75	3:19	TD	3/11:41	Morgan 3-yd run
Lane	1	20	0:07	TD	1/13:20	McCoy 20-yd run
Lane	4	51	1:59	TD	1/9:17	Landy 1-yd rec
Lane	5	40	1:50	TD	1/6:18	Miller 6-yd run
Lane	4	-2	1:30	FG	1/2:06	Baeza 45-yd fg
Lane	3	65	0:54	TD	1/0:00	McCoy 60-yd run
Lane	3	45	1:03	TD	2/11:42	Fortilien 28-yd rec
Lane	8	56	3:18	TD	2/6:36	Paul 4-yd rec
Lane	3	13	0:37	FG	2/0:00	Baeza 43-yd fg
Lane	2	65	0:49	TD	3/9:04	Spencer 55-yd rec
Lane	6	41	2:34	FG	3/5:26	Baeza 33-yd fg
Southern	8	58	2:19	FG	1/12:35	Baeza 25-yd fg
Southern	11	72	4:59	TD	1/3:50	Martin 1-yd run
Southern	5	59	2:06	TD	2/14:18	Landy 30-yd rec
Southern	3	52	0:52	TD	2/2:49	Miller 30-yd run
Southern	6	35	3:11	FG	3/9:21	Baeza 39-yd fg
Southern	7	66	3:37	TD	3/2:23	Muligan 5-yd run
Grambling State	1	70	0:12	TD	2/12:32	Fortilien 70-yd rec
Grambling State	8	75	3:38	TD	2/2:20	Terrell 33-yd run
Grambling State	5	90	1:56	TD	3/3:23	Dupree 66-yd rec
Texas Southern	13	86	5:24	FG	1/6:52	Baeza 26-yd fg
Texas Southern	16	69	8:16	FG	2/9:28	Baeza 38-yd fg
Texas Southern	1	33	0:08	TD	2/5:16	Henderson 33-yd rec
Texas Southern	9	50	4:16	TD	3/10:34	Morgan 2-yd run
Texas Southern	2	50	0:56	TD	3/7:35	Fortilien 16-yd rec
Texas Southern	2	74	0:48	TD	4/7:05	Morgan 72-yd run
Texas Southern	-	-	-	SAF	4/5:35	Blocked Punt
Texas Southern	-	-	-	TD	4/5:19	Terrell 79-yd ko ret
Alabama A&M	6	75	2:43	TD	1/12:17	Mulligan 6-yd run
Alabama A&M	3	31	1:11	TD	1/9:13	Mulligan 10-yd run
Alabama A&M	-	-	-	TD	1/2:05	Terrell 96-yd ko ret
Alabama A&M	7	82	2:28	TD	2/12:53	Fortilien 12-yd rec
Alabama A&M	4	39	1:21	TD	2/4:24	Fortilien 18-yd rec
Alabama A&M	7	37	1:43	FG	2/0:27	Baeza 23-yd fg
Alabama A&M	5	71	2:59	TD	3/6:44	Spencer 58-yd rec
Florida A&M	8	67	3:33	TD	1/10:07	Matthews 4-yd run
Florida A&M	2	73	0:46	TD	1/1:54	Mulligan 54-yd run
Florida A&M	8	55	3:42	FG	2/12:19	Baeza 36-yd fg
Florida A&M	-	-	-	TD	4/3:34	Webb 32-yd fum ret
Florida A&M	4	18	1:59	TD	4/1:16	Matthews 2-yd run
Bethune-Cookman	6	71	2:44	TD	1/8:27	Mulligan 39-yd run
Bethune-Cookman	9	73	4:08	FG	2/8:47	Baeza 24-yd fg
Bethune-Cookman	10	75	2:18	TD	2/0:13	Fortilien 14-yd rec
Bethune-Cookman	16	69	7:15	TD	3/7:42	Mulligan 1-yd run
Bethune-Cookman	3	85	1:02	TD	3/4:20	Spencer 23-yd rec
Bethune-Cookman	9	59	3:52	FG	4/13:37	Baeza 39-yd fg
Bethune-Cookman	10	59	4:16	FG	4/7:08	Baeza 28-yd fg
UAPB	4	61	1:42	TD	1/10:05	Dupree 19-yd rec
UAPB	6	54	2:46	TD	1/2:00	Morgan 3-yd run
UAPB	9	49	4:00	TD	2/10:46	Mulligan 1-yd run
UAPB	2	11	0:41	TD	2/0:35	Landy 22-yd rec
UAPB	-	-	-	-	2/0:00	Baeza 36-yd fg
UAPB	3	55	1:16	TD	3/5:32	Dupree 35-yd rec
UAPB	11	50	5:42	FG	4/10:27	Baeza 48-yd fg
MVSU	4	4	1:36	FG	1/11:06	Baeza 23-yd fg
MVSU	14	56	4:55	FG	1/5:36	Baeza 26-yd fg
MVSU	6	57	1:22	FG	2/14:45	Baeza 28-yd fg
MVSU	5	46	1:58	TD	2/9:05	Mulligan 1-yd run
MVSU	11	63	2:24	TD	2/0:28	Morgan 8-yd run
MVSU	5	67	2:00	TD	3/12:50	Terrell 24-yd run
MVSU	11	51	6:11	TD	3/0:58	Dupree 3-yd rec
MVSU	4	45	1:11	TD	4/13:49	Terrell 33-yd run
MVSU	10	79	5:38	TD	4/4:13	Simmons 29-yd rec
Alabama State	5	47	2:13	TD	2/1:44	Gardner 24-yd rec
Alabama State	7	66	3:08	TD	3/7:37	Dupree 44-yd rec
Alabama State	-	-	-	SAF	4/2:02	Taylor safety
Alcorn State	1	57	0:09	TD	1/5:18	Spencer 57-yd rec
Alcorn State	5	51	2:02	TD	1/2:02	Mulligan 5-yd run
Alcorn State	11	72	4:56	TD	2/11:40	Mulligan 7-yd run
Alcorn State	12	80	4:43	FG	2/3:16	Baeza 32-yd fg
Alcorn State	5	27	0:25	TD	2/0:02	Baeza 26-yd fg
Alcorn State	1	44	0:12	TD	3/10:03	Fortilien 44-yd rec
Alcorn State	4	57	1:31	TD	3/5:06	Morgan 9-yd run
Alcorn State	10	80	3:45	TD	4/14:11	McDonald 1-yd run

EXPLOSIVE PLAYS (25 YDS OR MORE)

Opponent (Qtr)	Type Play	Player	Result
ULM (2nd)	Pass	Fortilien 41-yd reception from Morgan	Touchdown
ULM (3rd)	Pass	Landy 27-yd reception from Morgan	First Down
Lane (1st)	Pass	Landy 42-yd reception from McCoy	First Down
Lane (1st)	Rush	McCoy 60-yd rush	Touchdown
Lane (2nd)	Pass	Fortilien 28-yd reception from McCoy	Touchdown
Lane (3rd)	Pass	Spencer 55-yd reception from Morgan	Touchdown
Lane (3rd)	Pass	Henderson 32-yd reception from Morgan	First Down
Southern (1st)	Pass	Martin 27-yd reception from Morgan	First Down
Southern (2nd)	Pass	Landy 30-yd reception from Morgan	Touchdown
Southern (2nd)	Rush	Miller 30-yd rush	Touchdown
Southern (3rd)	Pass	Spencer 25-yd reception from Morgan	First Down
Southern (3rd)	Pass	Fortilien 27-yd reception from Morgan	First Down
Grambling State (1st)	Rush	Mulligan 29-yd run	First Down
Grambling State (2nd)	Pass	Fortilien 70-yd reception from McCoy	Touchdown
Grambling State (2nd)	Pass	Martin 26-yd pass from McCoy	First Down
Grambling State (2nd)	Rush	Terrell 33-yd run	Touchdown
Grambling State (3rd)	Rush	Martin 33-yd run	First Down
Grambling State (3rd)	Rush	Dupree 66-yd reception from Morgan	Touchdown
Grambling State (4th)	Pass	Spencer 40-yd reception from Morgan	First Down
Texas Southern	Rush	Mulligan 32-yd run	First Down
Texas Southern	Int	Guthrie 28-yd interception ret	-
Texas Southern	Pass	Henderson 33-yd pass from Morgan	Touchdown
Texas Southern	Pass	Fortilien 30-yd reception from Morgan	First Down
Texas Southern	Pass	Spencer 44-yd reception from Morgan	First Down
Texas Southern	Kick Return	Terrell 27-yd kickoff return	-
Texas Southern	Rush	Morgan 72-yd run	Touchdown
Texas Southern	Kick Return	Terrell 79-yd kickoff return	Touchdown
Alabama A&M	Pass	Henderson 46-yd reception from Morgan	First Down
Alabama A&M	Punt Return	Terrell 44-yd punt return	First Down
Alabama A&M	Kick Return	Terrell 96-yd kickoff return	Touchdown
Alabama A&M	Pass	Fortilien 32-yd reception from Morgan	First Down
Alabama A&M	Rush	Mulligan 25-yd run	First Down
Alabama A&M	Pass	Spencer 58-yd reception from Morgan	Touchdown
Florida A&M	Pass	Henderson 44-yd pass from Morgan	First Down
Florida A&M	Return	Terrell 35-yard kickoff return	First Down
Florida A&M	Rush	Mulligan 54-yd run	Touchdown
Florida A&M	Return	Webb 32-yd fumble return	Touchdown
Bethune-Cookman	Rush	Mulligan 39-yard run	Touchdown
Bethune-Cookman	Rush	Mulligan 34-yd run	First Down
Bethune-Cookman	Pass	Spencer 29-yd reception from Morgan	First Down
Bethune-Cookman	Rush	Mulligan 35-yd run	First Down
Bethune-Cookman	Rush	Terrell 60-yd run	First Down
Bethune-Cookman	Rush	Mulligan 25-yd run	First Down
UAPB	Rush	Mulligan 31-yd run	First Down
UAPB	Pass	Spencer 29-yd reception from Morgan	First Down
UAPB	Pass	Dupree 35-yd reception from Morgan	Touchdown
UAPB	Rush	Mulligan 31-yd run	First Down
MVSU	Return	Terrell 42-yd punt return	First Down
MVSU	Return	Terrell 32-yd kick return	First Down
MVSU	Rush	Mulligan 39-yd run	First Down
MVSU	Rush	Mulligan 29-yd run	First Down
MVSU	Rush	Terrell 33-yd run	Touchdown
MVSU	Pass	Simmons 29-yd reception from McDonald	Touchdown
Alabama State	Return	Terrell 36-yd punt return	First Down
Alabama State	Return	Terrell 32-yd punt return	First Down
Alabama State	Pass	Dupree 44-yd reception from Morgan	Touchdown
Alcorn State	Rush	Mulligan 28-yd run	First Down
Alcorn State	Pass	Spencer 57-yd reception from Morgan	Touchdown
Alcorn State	Rush	Morgan 28-yd run	First Down
Alcorn State	Pass	Fortilien 44-yd reception from Morgan	Touchdown

DRIVE SUPERLATIVES

	JACKSON STATE (Game)	OPPONENTS (Game)
Shortest Drive (plays)	1, 14 times (last at Alcorn State, 11/23)	1, six times (last, Alcorn State, 11/23)
Shortest Drive (yards)	-22 vs. Lane, 9/7 (8:01/4th qtr)	-21, Texas Southern, 9/28 (5:06/1st qtr)
Shortest Drive (time elapsed)	0:00, vs. UAPB, 11/2 (0:00/2nd qtr)	0:12, Florida A&M, 10/19 (3:15/4th qtr)
Longest Drive (plays)	16, three times (last vs. UAPB, 11/2 (1:16/2nd qtr)	14, Alabama A&M, 10/5 (5:54/2nd qtr)
Longest Drive (yards)	86 at Texas Southern, 9/28 (6:52/1st qtr)	97, Southern, 9/14 (7:41/4th qtr)
Longest Drive (time elapsed)	8:16 at Texas Southern, 9/28 (9:28/2nd qtr)	6:51, Alabama A&M, 10/5 (5:54/2nd qtr)

SUPERLATIVES

JACKSON STATE INDIVIDUAL GAME HIGHS

RUSHES	22	Irv Mulligan at Alabama State (11/16/2024)
YARDS RUSHING	187	Irv Mulligan vs Mississippi Valley State (11/09/2024)
TD RUSHES	2	Irv Mulligan at Alcorn State (11/23/2024)
	2	Travis Terrell Jr. vs Mississippi Valley State (11/09/2024)
	2	Irv Mulligan at Bethune-Cookman (10/26/2024)
	2	Emari Matthews vs Florida A&M (10/19/2024)
	2	Irv Mulligan vs Alabama A&M (N) (10/05/2024)
	2	Jacobian Morgan at Texas Southern (09/28/2024)
	2	Cam'Ron McCoy vs Lane (09/07/2024)
LONG RUSH	72	Jacobian Morgan at Texas Southern (09/28/2024)
PASS ATTEMPTS	28	Jacobian Morgan at ULM (08/29/2024)
PASS COMPLETIONS	23	Jacobian Morgan at ULM (08/29/2024)
YARDS PASSING	228	Jacobian Morgan at ULM (08/29/2024)
TD PASSES	3	Jacobian Morgan vs UAPB (11/02/2024)
	3	Jacobian Morgan vs Alabama A&M (N) (10/05/2024)
LONG PASS	70	Cam'Ron McCoy at Grambling (09/21/2024)
RECEPTIONS	6	Tyquan Henderson at Bethune-Cookman (10/26/2024)
	6	Joanes Fortilien vs Alabama A&M (N) (10/05/2024)
	6	Travis Terrell Jr. at ULM (08/29/2024)
YARDS RECEIVING	107	Isaiah Spencer vs Lane (09/07/2024)
TD RECEPTIONS	2	Ja'Naylon Dupree vs UAPB (11/02/2024)
	2	Joanes Fortilien vs Alabama A&M (N) (10/05/2024)
LONG RECEPTION	70	Joanes Fortilien at Grambling (09/21/2024)
PUNTS	5	Matt Noll at Alabama State (11/16/2024)
PUNTING AVG	57.5	Matt Noll at Bethune-Cookman (10/26/2024)
LONG PUNT	66	Matt Noll at Bethune-Cookman (10/26/2024)
PUNTS INSIDE 20	3	Matt Noll at Alabama State (11/16/2024)
LONG PUNT RETURN	44	Travis Terrell Jr. vs Alabama A&M (N) (10/05/2024)
LONG KICKOFF RETURN	96	Travis Terrell Jr. vs Alabama A&M (N) (10/05/2024)
TACKLES	14	Robnert McDaniel at Alabama State (11/16/2024)
SACKS	2.5	Joshua Nobles vs Southern (09/14/2024)
TACKLES FOR LOSS	3.5	Tru Thompson vs Alabama A&M (N) (10/05/2024)

JACKSON STATE TEAM GAME HIGHS


RUSHES	55	Mississippi Valley State (11/09/2024)
YARDS RUSHING	368	Mississippi Valley State (11/09/2024)
YARDS RUSHING	349	at Bethune-Cookman (10/26/2024)
YARDS PER RUSH	8.5	at Bethune-Cookman (10/26/2024)
TD RUSHES	4	at Alcorn State (11/26/2024)
	4	Mississippi Valley State (11/09/2024)
PASS ATTEMPTS	29	at Grambling (09/21/2024)
	29	at ULM (08/29/2024)
PASS COMPLETIONS	24	at ULM (08/29/2024)
YARDS PASSING	279	at Grambling (09/21/2024)
YARDS PER PASS	14.1	vs Alabama A&M (N) (10/05/2024)
TD PASSES	4	Lane (09/07/2024)
TOTAL PLAYS	79	Mississippi Valley State (11/09/2024)
TOTAL OFFENSE	513	at Bethune-Cookman (10/26/2024)
YARDS PER PLAY	9.4	Lane (09/07/2024)
POINTS	58	Lane (09/07/2024)
SACKS BY	5	at Texas Southern (09/28/2024)
FIRST DOWNS	28	Mississippi Valley State (11/09/2024)
PENALTIES	11	at Grambling (09/21/2024)
PENALTY YARDS	111	at Grambling (09/21/2024)
TURNOVERS	5	at Grambling (09/21/2024)
PUNTS	7	at Alabama State (11/16/2024)
PUNTING AVG	57.5	at Bethune-Cookman (10/26/2024)
LONG PUNT	66	at Bethune-Cookman (10/26/2024)
PUNTS INSIDE 20	4	at Alabama State (11/16/2024)
LONG PUNT RETURN	44	vs Alabama A&M (N) (10/05/2024)

OPPONENT INDIVIDUAL GAME HIGHS

RUSHES	20	Dennis Palmer, Bethune-Cookman (10/26/2024)
	20	Jordon Davis, Texas Southern (09/28/2024)
YARDS RUSHING	144	Daquon Kinsey, Alabama State (11/16/2024)
TD RUSHES	2	Ke'Travin Hargrove, Grambling (09/21/2024)
LONG RUSH	82	Jacorian Sewell, Alcorn State (11/23/2024)
PASS ATTEMPTS	42	Xavier Lankford, Alabama A&M (N) (10/05/2024)
PASS COMPLETIONS	21	Xavier Lankford, Alabama A&M (N) (10/05/2024)
YARDS PASSING	352	Noah Bodden, Southern (09/14/2024)
TD PASSES	3	Daniel Richardson, Florida A&M (10/19/2024)
	3	Xavier Lankford, Alabama A&M (N) (10/05/2024)
LONG PASS	70	Daniel Richardson, Florida A&M (10/19/2024)
RECEPTIONS	7	Keenan Hambrick, Alabama A&M (N) (10/05/2024)
YARDS RECEIVING	121	Tyler Kirkwood, Southern (09/14/2024)
TD RECEPTIONS	2	Aceon Cobb, Florida A&M (10/19/2024)
LONG RECEPTION	70	Aceon Cobb, Florida A&M (10/19/2024)
FIELD GOALS	2	Reed Harradine, Grambling (09/21/2024)
LONG FIELD GOAL	40	Noah Kiani, Alcorn State (11/23/2024)
PUNTS	8	Harrison Tuck, Alabama State (11/16/2024)
	8	Alexander Davis, Mississippi Valley State (11/09/2024)
PUNTING AVG	49.7	Austin McCready, Alabama A&M (N) (10/05/2024)
LONG PUNT	57	Anthony Frederique, Bethune-Cookman (10/26/2024)
PUNTS INSIDE 20	4	Makenzie Ryan, ULM (08/29/2024)
LONG PUNT RETURN	11	Davon Wells, ULM (08/29/2024)
LONG KICKOFF RETURN	45	Tevarrius Adams, Alcorn State (11/23/2024)
TACKLES	14	Horacio Johnson, Southern (09/14/2024)
SACKS	1.5	Demarkus Cunningham, Alabama State (11/16/2024)
	1.5	Tregwan Thomas, Alabama State (11/16/2024)
TACKLES FOR LOSS	1.5	Demarkus Cunningham, Alabama State (11/16/2024)
INTERCEPTIONS	1	Seven different players

OPPONENT GAME HIGHS

RUSHES	43	Alabama A&M (N) (10/05/2024)
YARDS RUSHING	210	Alabama A&M (N) (10/05/2024)
YARDS PER RUSH	5.9	Alcorn State (11/23/2024)
TD RUSHES	2	Alabama A&M (N) (10/05/2024)
	2	Grambling (09/21/2024)
	2	ULM (08/29/2024)
PASS ATTEMPTS	46	Alabama A&M (N) (10/05/2024)
PASS COMPLETIONS	23	Alabama A&M (N) (10/05/2024)
	23	Southern (09/14/2024)
YARDS PASSING	387	Southern (09/14/2024)
YARDS PER PASS	9.9	Southern (09/14/2024)
TD PASSES	3	Florida A&M (10/19/2024)
	3	Alabama A&M (N) (10/05/2024)
TOTAL PLAYS	89	Alabama A&M (N) (10/05/2024)
TOTAL OFFENSE	492	Alabama A&M (N) (10/05/2024)
YARDS PER PLAY	6.9	Southern (09/14/2024)
POINTS	41	Grambling (09/21/2024)
SACKS BY	6	Alabama State (11/16/2024)
FIRST DOWNS	28	Alabama A&M (N) (10/05/2024)
PENALTIES	11	Alcorn State (11/23/2024)
PENALTY YARDS	129	Alcorn State (11/23/2024)
TURNOVERS	3	Florida A&M (10/19/2024)
PUNTS	8	Alabama State (11/16/2024)
	8	Mississippi Valley State (11/09/2024)
PUNTING AVG	49.7	Alabama A&M (N) (10/05/2024)
LONG PUNT	57	Bethune-Cookman (10/26/2024)
PUNTS INSIDE 20	4	Grambling (09/21/2024)
	4	ULM (08/29/2024)
LONG PUNT RETURN	26	Alcorn State (11/23/2024)

	GAME ONE August 29, 2024 Attendance: 11,145
JACKSON STATE	14
ULM	30

BOX SCORE

SCORING SUMMARY

JACKSON STATE	0	7	7	0	-	14
ULM	7	7	7	9	-	30

- 1st 2:35 ULM Wells 11-yd pass from Booty (Larson kick)
- 2nd 10:51 JSU Fortilien 41-yd pass from Morgan (Baeza kick)
- 2nd 0:14 ULM Hardy 1-yd run (Larson kick)
- 3rd 11:41 JSU Morgan 3-yd run (Baeza kick)
- 3rd 7:32 ULM Jones 22-yd run (Larson kick)
- 4th 10:21 ULM Larson 39-yd field goal
- 4th 2:27 ULM Cambell 28-yd pass from Armenta (kick blocked)

STATISTICS

TEAM STATS	JSU	ULM
FIRST DOWNS	16	17
RUSHES-YARDS (NET)	24-59	41-204
PASSING YDS (NET)	227	132
Passes Comp.-Att.-Int.	24-29-1	11-15-0
TOTAL OFFENSE PLAYS-YARDS	53-286	56-336
Fumble Returns-Yards	0-0	0-0
Punt Returns-Yards	0-0	1-11
Kickoff Returns-Yards	2-34	2-43
Punts (Number-Avg)	5-42.8	5-39.0
Fumbles - Lost	2-0	0-0
Penalties - Yds.	8-60	9-46
Possession Time	25:11	34:49
3rd Down Conversions	5 of 12	5 of 14
4th Down Conversions	0 of 1	2 of 2
Red-Zone Scores - Chances	1-1	3-3
Sacks By: Number - Yards	2-21	2-18


INDIVIDUAL STATISTICS

RUSHING: JSU - Miller 9-46, Terrell Jr. 6-12, Morgan 2-(-2). ULM - Hardy 19-103, Jones 9-54, Curry 4-24, Booty 8-22, Herring 1-1.

PASSING: JSU - Morgan 23-28-1-228, McCoy 1-1-0-(-1). ULM - Booty 10-14-0-104, Armenta 1-1-0-28.

RECEIVING: JSU - Terrell Jr. 6-45, Landy 4-51, Powers 4-9, Miller 3-25, McCray 3-22, Fortilien 2-51, Paul 2-24. ULM - Cambell 4-83, Wells 4-26.

TACKLES (UA-A-TOT): JSU - Taylor 4-6-10, Pulliam 5-3-8, Guthrie 2-4-6, Smith 1-4-5, Ward 2-3-5, Washington 1-4-5, Webb 1-4-5. ULM - Williams 3-7-10, Vigers 3-6-9, Glass 4-5-9, Fauntroy 2-4-6.

	GAME TWO September 7, 2024 Attendance: 26,700
LANE	7
JACKSON STATE	58

BOX SCORE

SCORING SUMMARY

LANE	0	0	0	7	-	7
JACKSON STATE	31	17	10	0	-	58

- 1st 13:20 JSU McCoy 20-yd run (Baeza kick)
- 1st 9:17 JSU Landy 1-yd pass from McCoy (Baeza kick)
- 1st 6:18 JSU Miller 6-yd run (Baeza kick)
- 1st 2:06 JSU Baeza 45-yd field goal
- 1st 0:00 JSU McCoy 60-yd run (Baeza kick)
- 2nd 11:42 JSU Fortilien 28-yd pass from McCoy (Baeza kick)
- 2nd 6:36 JSU Paul 4-yd pass from Morgan (Baeza kick)
- 2nd 0:00 JSU Baeza 43-yd field
- 3rd 9:04 JSU Spencer 55-yd pass from Morgan (Baeza kick)
- 3rd 5:26 JSU Baeza 33-yd field goal
- 4th 3:01 LC Brown 2-yd run (Ortiz kick)

STATISTICS

TEAM STATS	LANE	JSU
FIRST DOWNS	10	16
RUSHES-YARDS (NET)	33-75	26-184
PASSING YDS (NET)	31	250
Passes Comp.-Att.-Int.	6-23-2	14-20-0
TOTAL OFFENSE PLAYS-YARDS	56-106	46-434
Fumble Returns-Yards	0-0	0-0
Punt Returns-Yards	0-0	2-27
Kickoff Returns-Yards	5-126	2-49
Punts (Number-Avg)	7-23.6	2-42.0
Fumbles - Lost	2-0	0-0
Penalties - Yds.	4-30	7-54
Possession Time	28:18	31:42
3rd Down Conversions	1 of 14	4 of 7
4th Down Conversions	2 of 5	0 of 0
Red-Zone Scores - Chances	1-1	5-5
Sacks By: Number - Yards	0-0	4-25


INDIVIDUAL STATISTICS

RUSHING: LANE - Brown 10-54, Duhe 13-42, Gaston 2-12, Evelyn 2-5. JSU - McCoy 6-107, Matthews 2-24, Powers 1-17, Miller 6-18, Boykin 3-15.

PASSING: LANE - Gaston 2-9-0-21, Johnson 4-14-2-10. JSU - Morgan 9-11-0-150, McCoy 5-9-2-100.

RECEIVING: LANE - Evelyn 2-2, Duhe 1-11, Pitts 1-11, Barbarin 1-11. JSU - Spencer 4-107, Paul 3-17, Landy 2-43, Fortilien 2-38.

TACKLES (UA-A-TOT): LANE - Brown 6-0-6, Howard 4-0-4, Irving 4-0-4. JSU - Williams 0-5-5, Nobles 1-4-5, Thompson 4-1-5, Pulliam 3-1-4, Hawkins 3-1-4.

	GAME THREE September 14, 2024 Attendance: 32,027
SOUTHERN	15
JACKSON STATE	33

BOX SCORE

SCORING SUMMARY

SOUTHERN	0	3	6	6	-	15
JACKSON STATE	10	13	10	0	-	33

- 1st 12:35 JSU Baeza 25-yd field goal
- 1st 3:50 JSU Martin 1-yd run
- 2nd 14:18 JSU Landy 30-yd pass from Morgan
- 2nd 2:49 JSU Miller 30-yd run (Baeza kick)
- 2nd 0:36 SU Griffin 29-yd field goal
- 3rd 9:21 JSU Baeza 39-yd field goal
- 3rd 6:10 SU Russell 3-yd run
- 3rd 2:23 JSU Mulligan 5-yd run (Baeza kick)
- 4th 7:31 SU Minor 16-yd pass from Bodden

STATISTICS

TEAM STATS	SU	JSU
FIRST DOWNS	18	19
RUSHES-YARDS (NET)	21-29	42-201
PASSING YDS (NET)	387	198
Passes Comp.-Att.-Int.	23-39-2	14-25-0
TOTAL OFFENSE PLAYS-YARDS	60-416	67-399
Fumble Returns-Yards	0-0	0-0
Punt Returns-Yards	0-0	2-21
Kickoff Returns-Yards	4-65	3-84
Punts (Number-Avg)	5-35.0	3-40.7
Fumbles - Lost	0-0	1-0
Penalties - Yds.	5-45	2-30
Possession Time	28:45	31:15
3rd Down Conversions	5 of 12	7 of 15
4th Down Conversions	0 of 1	0 of 0
Red-Zone Scores - Chances	3-3	3-3
Sacks By: Number - Yards	0-0	3-21


INDIVIDUAL STATISTICS

RUSHING: SU - Rhymes 8-18 Russell 3-9, Teasett 3-8. JSU - Mulligan 13-53, Miller 3-35, Terrell 6-34, Martin 12-33, McCoy 2-23.

PASSING: SU - Bodden 17-29-2-352, Teasett 6-10-0-35. JSU - Morgan 12-21-0-153, McCoy 2-4-0-45.

RECEIVING: SU - Whitfield 6-85, Davis 4-62, Kirkwood 3-121, Fuller 3-22, Morris 3-19. JSU - Spencer 5-41, Fortilien 3-60, Landy 1-30, Martin 1-27, Mulligan 1-22.

TACKLES (UA-A-TOT): SU - Johnson 9-5-14, Givens 5-2-7, Williams 6-1-7, Harry 4-3-7. JSU - Bright 8-0-8, Nobles 3-3-6, Pulliam 3-3-6.

	GAME FOUR September 23, 2024 Attendance: 19,085
JACKSON STATE	20
GRAMBLING STATE	41

BOX SCORE

SCORING SUMMARY

JACKSON STATE	0	13	7	0	-	20
GRAMBLING STATE	14	7	7	13	-	30

- 1st 12:01 GSU Hargrove 7-yd run (Harradine kick)
- 1st 5:36 GSU Waters 22-yd pass from Crawley (Harradine kick)
- 2nd 12:32 JSU Fortilien 70-yd pass from McCoy (Baeza kick)
- 2nd 2:20 JSU Terrell 33-yd run (PAT missed)
- 2nd 0:47 GSU Lee-Collins 22-yd int return (Harradine kick)
- 3rd 3:23 JSU Dupree 66-yd pass from Morgan (Baeza kick)
- 3rd 0:42 GSU Marshall 4-yd fumble recovery (Harradine kick)
- 4th 13:19 GSU Hargrove 1-yd run (Harradine kick)
- 4th 4:30 GSU Harradine 29-yd field goal
- 4th 1:08 GSU Harradine 32-yd field goal

STATISTICS

TEAM STATS	JSU	GSU
FIRST DOWNS	16	17
RUSHES-YARDS (NET)	31-159	39-104
PASSING YDS (NET)	279	167
Passes Comp.-Att.-Int.	13-29-2	16-28-2
TOTAL OFFENSE PLAYS-YARDS	60-438	67-271
Fumble Returns-Yards	0-0	1-4
Punt Returns-Yards	2-3	0-0
Kickoff Returns-Yards	5-91	4-89
Punts (Number-Avg)	4-25.5	6-40.8
Fumbles - Lost	4-3	0-0
Penalties - Yds.	11-111	4-25
Possession Time	25:12	34:48
3rd Down Conversions	3 of 12	4 of 14
4th Down Conversions	1 of 3	0 of 0
Red-Zone Scores - Chances	0-0	5-7
Sacks By: Number - Yards	2-15	2-16


INDIVIDUAL STATISTICS

RUSHING: JSU - Martin 8-56, Terrell 5-45, Mulligan 7-39, McCoy 8-16, Morgan 3(-1). GSU - Hargrove 16-81, Bradford 12-27, Phillips 3-6.

PASSING: JSU - McCoy 8-17-1-140, Morgan 5-12-1-139. GSU - Crawley 16-28-1-167.

RECEIVING: JSU - Fortilien 3-91, Spencer 3-58, Terrell 3-32, Martin 2-23. GSU - Robinson 5-44, Howard 3-22, Hargrove 2-28, Bellazar 2-15, Knighten 2(-2).

TACKLES (UA-A-TOT): JSU - McDaniel 5-3-8, Williams 5-2-7, Pulliam 2-4-6, Chisholm 4-2-6. GSU - Jones 6-5-11, Barley 4-3-7, Linzer 4-0-4, Hardy 1-3-4.

	GAME FIVE September 28, 2024 Attendance: 13,173
JACKSON STATE	43
TEXAS SOUTHERN	14

BOX SCORE

SCORING SUMMARY

JACKSON STATE	3	10	14	16	-	43
TEXAS SOUTHERN	0	0	0	14	-	14

- 1st 6:52 JSU Baeza 26-yd field goal
- 2nd 9:28 JSU Baeza 38-yd field goal
- 2nd 5:16 JSU Henderson 33-yd pass from Morgan (Baeza kick)
- 3rd 10:34 JSU Morgan 2-yd run (Baeza kick)
- 3rd 7:35 JSU Fortilien 16-yd pass from Morgan (Baeza kick)
- 4th 14:47 TSU Leary 17-yd pass from Davis (Romero kick)
- 4th 8:00 TSU Davis 4-yd run (Romero kick)
- 4th 7:05 JSU Morgan 72-yd run (Baeza kick)
- 4th 5:35 JSU Safety
- 4th 5:19 JSU Terrell 79-yd kickoff return (Baeza kick)

STATISTICS

TEAM STATS	JSU	TSU
FIRST DOWNS	17	17
RUSHES-YARDS (NET)	256	108
PASSING YDS (NET)	185	115
Passes Comp.-Att.-Int.	13-22-0	13-25-1
TOTAL OFFENSE PLAYS-YARDS	63-441	63-223
Fumble Returns-Yards	0-0	0-0
Punt Returns-Yards	2-28	0-0
Kickoff Returns-Yards	4-172	6-158
Punts (Number-Avg)	2-39.5	6-34.0
Fumbles - Lost	1-1	1-0
Penalties - Yds.	6-82	6-39
Possession Time	26:40	29:37
3rd Down Conversions	7 of 14	4 of 13
4th Down Conversions	1 of 2	1 of 3
Red-Zone Scores - Chances	4-4	2-2
Sacks By: Number - Yards	5-48	1-3


INDIVIDUAL STATISTICS

RUSHING: JSU - Morgan 10-96, Mulligan 11-76, Terrell 7-33, Moultrie 6-16. TSU - Davis 19-33, Quinn 6-32, Green 5-19, Ford 3-17.

PASSING: JSU - Morgan 13-22-0-185. TSU - Davis 13-25-1-115.

RECEIVING: JSU - Fortilien 4-62, Henderson 3-51, Dupree 2-13. TSU - Leary 5-59, Johnson 3-11, Sims 2-33.

TACKLES (UA-A-TOT): JSU - Pulliam 4-4-8, Nobles, 4-4-8, Taylor 4-2-6, Hawkins 2-4-6. TSU - Bogerty 4-6-10, Bouldin 3-4-7.

	GAME SIX October 5, 2024 Attendance: 14,956
ALABAMA A&M	38
JACKSON STATE	45

BOX SCORE

SCORING SUMMARY

ALABAMA A&M	3	7	14	14	-	38
JACKSON STATE	21	17	7	0	-	45

- 1st 12:17 JSU Mulligan 6-yd run (Baeza kick)
- 1st 9:13 JSU Mulligan 10-yd run (Baeza kick)
- 1st 2:20 AAM Barbosa 34-yd field goal
- 1st 2:05 JSU Terrell Jr. 96-yd kickoff return (Baeza kick)
- 2nd 12:53 JSU Fortilien 12-yd pass from Morgan (Baeza kick)
- 2nd 5:54 AAM Lankford 1-yd run (Barbosa kick)
- 2nd 4:24 JSU Fortilien 18-yd pass from Morgan (Baeza kick)
- 2nd 0:27 JSU Baeza 23-yd field goal
- 3rd 9:48 AAM Payne 20-yd pass from Lankford (Barbosa kick)
- 3rd 6:44 JSU Spencer 58-yd pass from Morgan (Baeza kick)
- 3rd 1:14 AAM Nelson 7-yd pass from Lankford (Barbosa kick)
- 4th 10:51 AAM Welch 12-yd pass from Lankford (Barbosa kick)
- 4th 2:46 AAM Moffett 4-yd run (Barbosa kick)

STATISTICS

TEAM STATS	AAMU	JSU
FIRST DOWNS	28	17
RUSHES-YARDS (NET)	210	140
PASSING YDS (NET)	282	226
Passes Comp.-Att.-Int.	23-46-0	11-16-1
TOTAL OFFENSE PLAYS-YARDS	89-492	45-366
Fumble Returns-Yards	0-0	0-0
Punt Returns-Yards	0-0	2-62
Kickoff Returns-Yards	8-142	3-119
Punts (Number-Avg)	3-49.7	2-44.0
Fumbles - Lost	2-1	0-0
Penalties - Yds.	7-50	6-50
Possession Time	39:49	20:11
3rd Down Conversions	6 of 17	3 of 7
4th Down Conversions	6 of 6	1 of 1
Red-Zone Scores - Chances	6 of 6	5 of 5
Sacks By: Number - Yards	1-4	1-6

INDIVIDUAL STATISTICS

RUSHING: AAMU - Eaglin 14-88, Brown 2-347, Smith 3-24, Langford 11-16. JSU - Mulligan - 17-92, Martin 6-27, Morhan 4-11.

PASSING: AAMU - Langford 21-42-0-245, Brown 1-2-0-3, Smith 0-1-0-0, McCready 1-1-0-34. JSU - Morgan 11-16-1-226.

RECEIVING: AAMU - Hambrick 7-50, Welch 5-73, Eaglin 3-15, Nelson 2-32, Payne 2-31. JSU - Fortilien 6-83, Spencer 1-58, Henderson 1-46, Bennett 1-22, Dupree 1-19, Martin 1(-2).

TACKLES (UA-A-TOT): AAMU - Andrews 4-4-8, Pait 5-1-6, Smith 4-2-6, Dawson 2-24. JSU - Walker 1-7-8, Pulliam 5-2-7, Williams 3-4-7, McDaniel 5-1-6, Wiggins Jr. 5-1-6, Smith 5-0-5, Nobles 2-3-5.



GAME SEVEN
October 19, 2024
Attendance: 28,450

FLORIDA A&M	21
JACKSON STATE	35

BOX SCORE

SCORING SUMMARY

FLORIDA A&M	14	7	0	0	-	21
JACKSON STATE	14	6	0	15	-	30

- 1st 10:07 JSU Matthews 4-yd run (Baeza kick)
- 1st 2:53 FAM Cobb 70-yd pass from Richardson (Gillis kick)
- 1st 1:54 JSU Mulligan 54-yd run (Baeza kick)
- 1st 1:11 FAM Gasset 34-yd pass from Richardson (Gillis kick)
- 2nd 12:19 JSU Baeza 36-yd field goal
- 2nd 4:51 FAM Cobb 8-yd pass from Richardson (Gillis kick)
- 2nd 0:09 JSU Baeza 37-yd field goal
- 4th 3:34 JSU Webb 32-yd fumble recovery (Morgan rush)
- 4th 1:16 JSU Matthews 2-yd run (Baeza kick)

STATISTICS

TEAM STATS	FAMU	JSU
FIRST DOWNS	14	24
RUSHES-YARDS (NET)	26-63	43-245
PASSING YDS (NET)	248	155
Passes Comp.-Att.-Int.	19-28-1	15-25-1
TOTAL OFFENSE PLAYS-YARDS	54-311	68-400
Fumble Returns-Yards	2-17	2-34
Punt Returns-Yards	0-0	1-1
Kickoff Returns-Yards	7-138	4-57
Punts (Number-Avg)	5-36.6	1-26.0
Fumbles - Lost	3-2	3-3
Penalties - Yds.	7-75	7-75
Possession Time	25:53	34:07
3rd Down Conversions	5 of 13	3 of 11
4th Down Conversions	0 of 0	2 of 2
Red-Zone Scores - Chances	1-1	4-4
Sacks By: Number - Yards	2-16	3-14

INDIVIDUAL STATISTICS

RUSHING: FAMU - Franklin 15-63, Dean 6-17, Richardson 5-(-17). JSU - Mulligan 18-139, Morgan 13-56, Terrell 5-22, Matthews 5-22, Moultrie 2-6.

PASSING: FAMU - Richardson 19-28-1-248. JSU - Morgan 15-25-1-155.

RECEIVING: FAMU - Gasset 4-64, Cobb 3-92, Dean 2-40, Summersett 2-18, Franklin 2-16, Johnson 2-11, Lee 2-0. JSU - Dupree 4-33, Henderson 3-71, Fortilien 3-26, Spencer 2-14.

TACKLES (UA-A-TOT): FAMU - Jenkins 8-2-10, Wilson 6-2-8, JSU - Williams 3-6-9, Nobles 3-3-6, Webb 0-5-5.



GAME EIGHT
October 26, 2024
Attendance: 9877

JACKSON STATE	37
BETHUNE-COOKMAN	17

BOX SCORE

SCORING SUMMARY

JACKSON STATE	7	10	14	6	-	37
B-CU	14	3	0	0	-	17

- 1st 11:16 BCU Huggins 11-yd pass from Sprague (Hechter kick)
- 1st 8:27 JSU Mulligan 39-yd run (Baeza kick)
- 1st 2:30 BCU Jenkins 16-yd pass from Sprague (Hechter kick)
- 2nd 8:47 JSU Baeza 24-yd field goal
- 2nd 2:31 BCU Hechter 25-yd field goal
- 2nd 0:13 JSU Fortilien 14-yd pass from Morgan (Baeza kick)
- 3rd 7:42 JSU Mulligan 1-yd run (Baeza kick)
- 3rd 4:20 JSU Spencer 23-yd pass from McCoy (Baeza kick)
- 4th 13:37 JSU Baeza 39-yd field goal
- 4th 7:08 JSU Baeza 28-yd field goal

STATISTICS

TEAM STATS	JSU	B-CU
FIRST DOWNS	22	14
RUSHES-YARDS (NET)	41-349	34-112
PASSING YDS (NET)	164	190
Passes Comp.-Att.-Int.	16-25-0	15-23-0
TOTAL OFFENSE PLAYS-YARDS	66-513	57-302
Fumble Returns-Yards	0-0	0-0
Punt Returns-Yards	0-0	1-0
Kickoff Returns-Yards	3-21	5-78
Punts (Number-Avg)	2-57.5	5-43.4
Fumbles - Lost	0-0	0-0
Penalties - Yds.	6-50	5-40
Possession Time	30:00	30:00
3rd Down Conversions	8 of 15	5 of 13
4th Down Conversions	2 of 2	2 of 2
Red-Zone Scores - Chances	4-4	3-3
Sacks By: Number - Yards	2-10	0-0

INDIVIDUAL STATISTICS

RUSHING: JSU - Mulligan 18-171, Terrell 8-86, Matthews 7-43, McCoy 3-34, Morgan 3-9, Moss 2-6. B-CU - Palmer 20-73, Reese 4-39, Lindsey 5-9.

PASSING: JSU - Morgan 14-18-0-138, McCoy 2-7-0-26. B-CU - Sprague 15-23-0-190.

RECEIVING: JSU - Henderson 6-38, Spencer 4-61, Fortilien 4-47, Dupree 2-18. B-CU - Higgins 4-50, Jenkins 3-43, Velez 3-37, Stewart 2-21.

TACKLES (UA-A-TOT): JSU - Guthrie 3-3-6, Taylor 1-5-6, Pulliam 0-5-5. B-CU - Watts 4-4-8, Stinnett 2-5-7, Washington 4-2-6, Dibula 1-5-6.



GAME NINE
November 2, 2024
Attendance: 34,932

UAPB	3
JACKSON STATE	41

BOX SCORE

SCORING SUMMARY

UAPB	3	0	0	0	-	3
JACKSON STATE	14	17	7	3	-	41

- 1st 11:52 UAP - Glymph 28-yd field goal
- 1st 10:05 JSU - Dupree 19-yd pass from Morgan (Baeza kick)
- 1st 2:00 JSU - Morgan 3-yd run (Baeza kick)
- 2nd 10:46 JSU - Mulligan 1-yd run (Baeza kick)
- 2nd 0:35 JSU - Landy 22-yd pass from Morgan (Baeza kick)
- 2nd 0:00 JSU - Baeza 36-yd field goal
- 3rd 5:32 JSU - Dupree 35-yd pass from Morgan (Baeza kick)
- 4th 10:27 JSU - Baeza 48-yd field goal

STATISTICS

TEAM STATS	UAPB	JSU
FIRST DOWNS	18	25
RUSHES-YARDS (NET)	27-67	48-247
PASSING YDS (NET)	150	187
Passes Comp.-Att.-Int.	15-32-1	14-22-1
TOTAL OFFENSE PLAYS-YARDS	59-217	70-434
Fumble Returns-Yards	0-0	0-0
Punt Returns-Yards	0-0	1-11
Kickoff Returns-Yards	2-55	2-23
Punts (Number-Avg)	4-34.0	0-0
Fumbles - Lost	2-1	0-0
Penalties - Yds.	4-50	8-75
Possession Time	24:24	35:36
3rd Down Conversions	6 of 14	5 of 13
4th Down Conversions	0 of 3	3 of 3
Red-Zone Scores - Chances	1-2	4-5
Sacks By: Number - Yards	0-0	4-37

INDIVIDUAL STATISTICS

RUSHING: UAPB - Hagens 13-34, Curry 8-25. JSU - Mulligan 18-141, Terrell 8-50, Matthews 6-21, Boykin 3-16.

PASSING: UAPB - Hagens 15-32-1-150. JSU - Morgan 14-22-1-187.

RECEIVING: UAPB - Gibson 6-45, Dawkins 3-45, Curry 2-29, Isaac 2-15. JSU - Spencer 4-46, Dupree 3-57, Landy 3-55.

TACKLES (UA-A-TOT): UAPB - Riley 5-3-8, Kelly 7-0-7. JSU - Hawkins 8-0-8, Pulliam 4-0-4.



GAME 10
November 9, 2024
Attendance: 13,954

MVSU	14
JACKSON STATE	51

BOX SCORE

SCORING SUMMARY

MVSU	7	7	0	0	-	14
JACKSON STATE	6	17	14	14	-	51

- 1st 11:06 JSU Baeza 23-yd field goal
- 1st 5:36 JSU Baeza 26-yd field goal
- 1st 1:17 MVS Thomas 12-yd pass from Williams (Jovisic kick)
- 2nd 14:45 JSU Baeza 28-yd field goal
- 2nd 11:08 MVS Williams,TyJarian 1-yd run (Jovisic kick)
- 2nd 9:05 JSU Mulligan 1-yd run (Baeza kick)
- 2nd 0:28 JSU Morgan 8-yd run (Baeza kick)
- 3rd 12:50 JSU Terrell 24-yd run (Baeza kick)
- 3rd 0:58 JSU Dupree 3-yd pass from Morgan (Baeza kick)
- 4th 13:49 JSU Terrell 33-yd run (Baeza kick)
- 4th 4:13 JSU Simmons 29-yd pass from McDonald (Armenta kick)

STATISTICS

TEAM STATS	MVSU	JSU
FIRST DOWNS	16	28
RUSHES-YARDS (NET)	29-60	55-368
PASSING YDS (NET)	130	105
Passes Comp.-Att.-Int.	13-31-2	11-24-0
TOTAL OFFENSE PLAYS-YARDS	60-190	79-473
Fumble Returns-Yards	0-0	0-0
Punt Returns-Yards	0-0	5-86
Kickoff Returns-Yards	9-140	3-68
Punts (Number-Avg)	8-34.4	1-39.0
Fumbles - Lost	0-0	3-1
Penalties - Yds.	9-89	8-63
Possession Time	26:32	33:28
3rd Down Conversions	2 of 13	8 of 16
4th Down Conversions	0 of 1	3 of 4
Red-Zone Scores - Chances	2-3	6-6
Sacks By: Number - Yards	1-7	1-10

INDIVIDUAL STATISTICS

RUSHING: MVSU - Betts 8-24, Thomas 7-16, Fant 6-12. JSU - Mulligan 18-187, Morgan 12-68, Terrell 6-63, Blount 5-36.

PASSING: MVSU - Williams 12-30-1-128, Thomas 1-1-0-2. JSU - Morgan 10-23-0-76, McDonald 1-1-0-29.

RECEIVING: MVSU - Rembert 6-83, Thomas 2-24. JSU - Spencer 4-30, Gardner 3-26, Dupree 2-22.

TACKLES (UA-A-TOT): MVSU - Arinzie 7-2-9, Montgomery 5-2-7, Campbell 4-2-6, Brown 4-2-6. JSU - Brown 4-1-5, Williams 2-2-4, McDaniel 1-3-4.



GAME 11
November 16, 2024
Attendance: 21,798

JACKSON STATE	16
ALABAMA STATE	10

BOX SCORE

SCORING SUMMARY

JACKSON STATE	0	7	7	2	-	16
ALABAMA STATE	3	0	7	0	-	10

- 1st 3:30 ASU Gilliam 32-yd field goal
- 2nd 1:44 JSU Gardner 24-yd pass from Morgan (Baeza kick)
- 3rd 7:37 JSU Dupree 44-yd pass from Morgan (Baeza kick)
- 3rd 6:04 ASU Kincey 46-yd run (Gilliam kick)
- 4th 2:02 JSU Taylor safety

STATISTICS

TEAM STATS	JSU	ASU
FIRST DOWNS	12	11
RUSHES-YARDS (NET)	44-74	38-184
PASSING YDS (NET)	120	4
Passes Comp.-Att.-Int.	8-13-1	3-9-1
TOTAL OFFENSE PLAYS-YARDS	57-194	47-188
Fumble Returns-Yards	0-0	1-3
Punt Returns-Yards	4-96	1-17
Kickoff Returns-Yards	4-54	3-29
Punts (Number-Avg)	7-44.1	8-37.4
Fumbles - Lost	4-1	2-1
Penalties - Yds.	8-85	5-35
Possession Time	30:28	29:32
3rd Down Conversions	3 of 12	2 of 11
4th Down Conversions	1 of 1	0 of 0
Red-Zone Scores - Chances	1-1	1-1
Sacks By: Number - Yards	3-18	6-32

INDIVIDUAL STATISTICS

RUSHING: JSU - Mulligan 22-57, Terrell 4-28. ASU - Kincey 13-144, Gates 11-35.

PASSING: JSU - Morgan 8-13-1-120. ASU - Keye 3-9-1-4.

RECEIVING: JSU - Dupree 2-75, Gardner 2-28. ASU - Jones 1-10.

TACKLES (UA-A-TOT): JSU - McDaniel 9-5-14, Williams 1-5-6, Thompson 2-4-6, Guthrie 2-3-5. ASU - Cunningham 4-6-10, Dozier 2-5-7, Thomas 2-5-7.



GAME 12
November 23, 2024
Attendance: 22,617

JACKSON STATE	48
ALCORN STATE	10

BOX SCORE

SCORING SUMMARY

JACKSON STATE	14	13	14	7	-	16
ALABAMA STATE	7	0	3	0	-	10

- 1st 5:18 JSU Spencer 57-yd pass from Morgan (Baeza kick)
- 1st 2:02 JSU Mulligan 5-yd run (Baeza kick)
- 1st 1:45 ASU Sewell 82-Yd run (Kiani kick)
- 2nd 11:40 JSU Mulligan 7-yd run (Baeza kick)
- 2nd 3:16 JSU Baeza 32-yd field goal
- 2nd 0:02 JSU Baeza 26-yd field goal
- 3rd 10:03 JSU Fortilien 44-yd pass from Morgan (Baeza kick)
- 3rd 6:45 ASU Kiani 40-yd field goal
- 3rd 5:06 JSU Morgan 9-yd run (Baeza kick)
- 4th 14:11 JSU McDonald 1-yd run (Armenta kick)

STATISTICS

TEAM STATS	JSU	ASU
FIRST DOWNS	27	12
RUSHES-YARDS (NET)	46-283	30-176
PASSING YDS (NET)	211	113
Passes Comp.-Att.-Int.	12-22-0	16-28-1
TOTAL OFFENSE PLAYS-YARDS	68-494	58-389
Fumble Returns-Yards	1-(-2)	0-0
Punt Returns-Yards	3-20	3-39
Kickoff Returns-Yards	3-18	5-119
Punts (Number-Avg)	4-43.8	7-39.7
Fumbles - Lost	1-0	1-1
Penalties - Yds.	3-20	11-129
Possession Time	31:18	28:42
3rd Down Conversions	5 of 12	5 of 16
4th Down Conversions	1 of 1	1 of 1
Red-Zone Scores - Chances	6-6	0-0
Sacks By: Number - Yards	1-1	1-7

INDIVIDUAL STATISTICS

RUSHING: JSU - Mulligan 14-106, Morgan 6--53, McDonald 5-44, Terrell 9-39, Matthews 5-15, Stofa 1-13. ASU - Sewell 15-123, Vaughn 7-20, Williams 2-14, Adams 2-13.

PASSING: JSU - Morgan 12-20-0-211, McDonald 0-1-0-0. ASU - Vaughn 11-20-1-94, Lawrence 4-7-0-15, McKelton 1-1-0-4.

RECEIVING: JSU - Fortilien 4-91, Spencer 3-72, Landy 3-19, Dupree 2-29. ASU - Griffin 4-23, Adams 2-43, McCall 2-14, Jones 2-9.

TACKLES (UA-A-TOT): JSU - Ward 5-3-8, Hargon 5-1-6, Wiggins 4-1-5, Nobles 1-4-5. ASU - Edwards 8-1-9, Summerour 5-1-6.

NATIONAL RANKINGS

AFCA TOP 25 (November 25, 2024)

Team	Record	Pts
1 Montana State (23)	12-0	622
2 South Dakota State (2)	10-2	593
3 South Dakota	9-2	571
4 North Dakota State	10-2	554
5 UC Davis	10-2	522
6 UIW	10-2	495
7 Richmond	10-2	453
8 Idaho	9-3	443
9 Mercer	10-2	427
10 Illinois State	9-3	392
11 Villanova	9-3	360
12 Rhode Island	10-2	351
13 Montana	8-4	304
14 Tarleton State	9-3	290
15 Jackson State	10-2	266
16 Southeast Missouri State	9-3	236
17 Abilene Christian	8-4	220
18 South Carolina State	9-2	194
19 Tennessee State	9-3	150
20 UT Martin	8-4	128
21 Missouri State	8-4	124
22 Northern Arizona	8-4	100
23 North Carolina Central	8-3	54
24 New Hampshire	8-4	47
25 Duquesne	8-3	46

RECEIVING VOTES: Stony Brook, 44; Eastern Kentucky, 32; Drake, 29; Lehigh, 19; Dartmouth, 16; Harvard, 16; Central Connecticut State, 12; Chattanooga, 6; Butler, 4; Southeastern Louisiana, 4; Columbia, 2.

Stats Perform Top 25 (November 25, 2024)

Team	Record	Pts
1 Montana State (51)	12-0	1395
2 South Dakota State (1)	10-2	1281
3 North Dakota State (2)	10-2	1281
4 South Dakota (2)	9-2	1275
5 UC Davis	10-2	1167
6 UIW	10-2	1084
7 Idaho	9-3	1054
8 Mercer	10-2	1020
9 Richmond	10-2	955
10 Rhode Island	10-2	843
11 Illinois State	9-3	771
12 Villanova	9-3	746
13 Montana	8-4	735
14 Tarleton State	9-3	684
15 Abilene Christian	8-4	613
16 Southeast Missouri State	9-3	508
17 Northern Arizona	8-4	389
18 Jackson State	10-2	384
19 New Hampshire	8-4	320
20 South Carolina State	9-2	302
21 Tennessee State	9-3	296
22 Eastern Kentucky	8-4	284
23 UT Martin	8-4	282
24 Stony Brook	8-4	94
25 Harvard	8-2	87

RECEIVING VOTES: North Carolina Central 78; Southern Utah 59; Southeastern Louisiana 33; Lehigh 31; Duquesne 27; Western Carolina 25; Chattanooga 20; Drake 20; Tennessee Tech 13; Central Connecticut State 6; Dartmouth 4.

HBCU Major Division Poll (Nov. 11, 2024)

Team	Record	Last Wk
1 Jackson State	8-2	1
2 South Carolina State	7-2	2
3 North Carolina Central	6-3	3
4 Tennessee State	7-3	5
5 Southern	6-4	8
6 Florida A&M	5-4	4
7 Alcorn State	4-5	9
8 Prairie View A&M	5-5	11
9 Alabama State	5-4	6
10 Morgan State	5-5	12
11 Hampton	5-5	7
12 Texas Southern	3-6	10
13 Grambling State	5-5	15
14 Norfolk State	3-7	13
15 Alabama A&M	4-5	17
16 Howard	4-6	14
17 Bethune-Cookman	2-8	18
18 Arkansas-Pine Bluff	3-7	16
19 Delaware State	1-9	19
20 North Carolina A&T	1-9	20
21 Mississippi Valley State	0-10	21



MEDIA POLICIES



PUBLIC RELATIONS / SPORTS MEDIA STAFF

Associate Athletic Director / Public Relations & Sports Media

Travis Jarome (Football Contact)

Phone (cell): 769.798.8995

Phone (office): 601.979.0857

Email: travis.j.jarome@jsums.edu

Assistant Director

Taylor Jeanlewis

Phone (office): 601.979.0849

Email: taylor.r.jeanlewis@jsums.edu

Assistant Director

Kendal Manns (Secondary Contact)

Email: kendal.k.manns@jsums.edu

Assistant Athletic Director / Broadcasting & Video Services

Rob Jay

Email: robert.h.jeuitt@jsums.edu

THE WEEK AHEAD

Monday	Tuesday	Wednesday	Thursday	Friday	Saturday	Sunday
OFF DAY SWAC Zoom 10 am - 11 am Press Conference 11:30 am - 12 pm	Practice 8:30 am - 10:30 am NO INTERVIEWS	Practice 8:30 am - 10:30 am NO INTERVIEWS	Practice 8:30 am - 10:30 am NO INTERVIEWS	TRAVEL DAY NO INTERVIEWS	Game vs. Southern 1:00 pm POST GAME ONLY	TBA NO INTERVIEWS
2	3	4	5	6	7	8

POSTGAME INTERVIEWS

Head coach T.C. Taylor and selected student-athletes will be available to the media following all home games, and selected road games upon request. Any requests for additional coaches or student-athletes not selected may be made to Travis Jarome (travis.j.jarome@jsums.edu) any point during or immediately after the game.

GAME NOTES

Game notes for all games are available on the football page on the official athletics website at GoJSUTigers.com.

CREDENTIALS

Credentials for covering Jackson State's 2024 football season, can be obtained by following the credential requests guidelines on GoJSUTigers.com. If you have any questions, you can email Associate Athletic Director/Sports Media, **Travis Jarome** at travis.j.jarome@jsums.edu.

DISTRIBUTION LISTS

To be added to the Jackson State Athletics media distribution list, email your media outlet and email addresses to Associate Athletic Director/Sports Media, **Travis Jarome** at travis.j.jarome@jsums.edu. All outlets on the distribution list will receive PDFs of the box score and play by play, as well as notes and quotes following each game.



ALL-TIME RECORDS

Most Rushing Yards

Game: 345, Williams Arnold vs. Texas Southern, 1993

Season: 1,644, Destry Wright, 1999

Career: 4,050, Destry Wright, 1997-1999

Total Offense

Game: 568, Robert Kent vs. NC A&T, 2002

Season: 3,824, Robert Kent, 2001

Career: 12,565, Robert Kent, 2000-2003

Most Passes Attempted

Game: 53, Robert Kent vs. NC A&T, 2002

Season: 453, Robert Kent, 2001

Career: 1,539, Robert Kent, 2000-2003

Most Passes Completed

Game: 41, Robert Kent vs. NC A&T, 2002

Season: 344, Shedeur Sanders, 2022

Career: 825, Robert Kent, 2000-2003

Most Passing Yards

Game: 585, Robert Kent vs. Alabama State, 2001

Season: 3,791, Casey Therriault, 2011

Career: 11,797, Robert Kent, 2000-2003

Most Touchdown Passes

Game: 7, Mark Washington, at Grambling, 1998

Season: 40, Shedeur Sanders, 2022

Career: 104, Robert Kent, 2000-2003

Most Passes Caught

Game: 14, TC Taylor, vs. Alabama State, 2001

Season: 84, TC Taylor, 2001

Career: 183, Dan Williams, 2013-16

Most Receiving Yards

Game: 235, Rico Richardson, vs. Texas Southern, 2011

Season: 1,286, Sylvester Morris, 1999

Career: 3,616, Willie Richardson, 1950-1952

Most Touchdowns Receiving

Game: 5, Sylvester Morris, vs. Grambling State, 1998

Season: 17, Sylvester Morris, 1998

Career: 36, Willie Richardson, 1950-1952

Most Touchdowns Scored

Game: 7, Walter Payton, vs. Lane, 1972

Season: 24, Walter Payton, 1973

Career: 56, Walter Payton, 1971-1974

Most Points Scored

Game: 42, Walter Payton, vs. Lane, 1972

Season: 180, Walter Payton, 1973

Career: 464, Walter Payton, 1971-1974

Most Interceptions

Game: 5, Karl Johnson vs. Grambling State, 1962

Season: 11, Lem Barney, 1966

Season: 11, Richard Harvey, 1968

Season: 11, Anthony Young, 1978

Career: 26, Lem Barney, 1964-1966

Most Interceptions Returned for TD

4, Robert Turner, 1990 (career)

Most Yards Returning Punts

459, Daryl Jones, 1966

Best Kickoff Return Average

36.9, Isaiah Bolden, 2021

Most Yards Returning Kickoffs

709, Terrey Thigpen, 2000

Most Field Goals

Season: 20, Gerardo Baeza, 2024

Career: 52, Ryan Deising, 2012-2015

Longest Field Goal Made

Season: 50, Eric Perri, 2007 vs. Tennessee State

Season: 50, Ryan Deising, 2014 vs. Prairie View A&M

Longest Field Goal Attempted

53, Vernon Perry, 1985 vs. Texas Southern

Most Extra Points

Season: 51, Ike Ayozie, 1989

Career: 63, Ike Ayozie, 1989-1990

Most Consecutive Extra Points

Season: 45, Ike Ayozie, 1989-1990

Most Punts

Season: 87, Fred McCrae, 1987

Career: 270, Fred McCrae, 1987-1990

Most Yards Punting

Season: 3,385, Fred McCrae, 1987

Career: 10,550, Fred McCrae, 1987-1990

ALL-TIME RECORD BOOK

Passing Yards

Year	Player	Yards
1. 2011	Casey Therriault	3,808
2. 2022	Shedeur Sanders	3,752
3. 2001	Robert Kent	3,640
4. 2010	Casey Therriault	3,436
5. 2002	Robert Kent	3,374
6. 2021	Shedeur Sanders	3,231
6. 2014	LaMontiez Ivy	3,209
8. 1990	Shawn Gregory	2,870
9. 1999	Mark Washington	2,786
10. 1996	Grailyn Pratt	2,600

Passing Completions

Year	Player	Completions
1. 2022	Shedeur Sanders	344
2. 2011	Casey Therriault	272
	2021 Shedeur Sanders	272
4. 2014	LaMontiez Ivy	270
5. 2010	Casey Therriault	255
6. 2001	Robert Kent	245
7. 2002	Robert Kent	231
8. 1996	Grailyn Pratt	202
9. 1995	Grailyn Pratt	191
10. 2003	Robert Kent	184

Touchdown Passes

Year	Player	Touchdowns
1. 2022	Shedeur Sanders	40
2. 2001	Robert Kent	31
	2002 Robert Kent	31
	2010 Casey Therriault	31
5. 2021	Shedeur Sanders	30
6. 1999	Mark Washington	29
	2021 Shedeur Sanders	29
	2000 Robert Kent	27
	2011 Casey Therriault	27
10. 1998	Mark Washington	26

Passing Completion Percentage (over 150 att.)

Year	Player	Percentage
1. 2022	Shedeur Sanders	70.5
2. 2021	Shedeur Sanders	65.9
3. 2014	LaMontiez Ivy	64.0
4. 2023	Jason Brown	63.6
5. 2010	Casey Therriault	58.4
6. 2007	Jimmy Oliver	58.0
7. 2008	Trae Rutland	56.9
8. 1964	Bennie Crenshaw	56.3
9. 1996	Grailyn Pratt	56.0
10. 1992	Ricky Jordan	55.8

Scoring

Year	Player	Points
1. 1973	Walter Payton	160
2. 1974	Walter Payton	123
3. 1972	Walter Payton	117
4. 2024	Gerardo Baeza	109
5. 1998	Sylvester Morris	106
6. 1999	Sylvester Morris	90
	1999 Destry Wright	90
	1992 James Johnson	90
9. 2007	Eric Perri	88
10. 1990	Ike Ayozie	87

Pass Receptions

Year	Player	Receptions
1. 2001	T. C. Taylor	84
2. 2014	Daniel Williams	73
3. 1999	Sylvester Morris	69
	2021 Keith Corbin	69
5. 1988	Ron Lewis	67
6. 2002	Tim Manning	66
	2022 Shane Hooks	66
8. 2022	Dallas Daniels	63
9. 1998	Sylvester Morris	62
10. 2012	Rico Richardson	60

Receiving Yards

Year	Player	Yards
1. 1999	Sylvester Morris	1,286
2. 1998	Sylvester Morris	1,258
3. 2001	T. C. Taylor	1,234
4. 1960	Willie Richardson	1,227
5. 2012	Rico Richardson	1,153
6. 2002	Tim Manning	1,077
7. 2013	Zach Pendleton	1,067
8. 2014	Daniel Williams	1,004
9. 1989	Ron Lewis	945
10. 1997	Corey Bradford	937

Touchdown Receptions

Year	Player	Touchdowns
1. 1998	Sylvester Morris	17
2. 1999	Sylvester Morris	13
3. 2021	Malachi Wideman	12
4. 2012	Rico Richardson	11
	2001 T. C. Taylor	11
	1962 Willie Richardson	11
	1966 Harold Jackson	11
8. 1959	Willie Richardson	10
	1971 Jerome Barkum	10
	2013 Zach Pendleton	10
	2022 Shane Hooks	10

Interceptions

Year	Player	Interceptions
1. 1966	Lem Barney	11
	1968 Richard Harvey	11
	1978 Anthony Richards	11
4. 1986	Kevin Dent	10
5. 1965	Lem Barney	9
	1967 Richard Harvey	9
	1974 Robert Brazile	9
	1990 Robert Turner	9
9. 1995	Picasso Nelson	8
	1996 Sean Woodson	8

Punting Average

Year	Player	Average
1. 2023	Matt Noll	44.3
2. 1972	Raymond Keys	43.2
3. 2024	Matt Noll	42.8
4. 1966	Lem Barney	42.5
5. 1973	Raymond Keys	42.1
6. 2013	Darcy Williamson	41.9
7. 1989	Fred McRae	41.8
8. 1965	Lem Barney	41.7
9. 1996	Cedric Dunbar	41.4
10. 1990	Fred McRae	41.2

Field Goals

Year	Player	Field Goals
1. 2024	Gerardo Baeza	20
2. 2014	Ryan Deising	18
3. 2007	Eric Perri	17
4. 2008	Eric Perri	13
5. 2009	Eric Perri	12
	1996 Adam Harris	12
	1983 Eric Dozier	12
	1990 Ike Ayozie	12
	2022 Alejandro Mata	12

THE LAST TIME ...

INDIVIDUAL

300+ Yards Passing

Jacobian Morgan (377) at UAPB (10/28/2023)

400+ Yards Passing

Shedeur Sanders (438) vs. Mississippi Valley State (9/24/2022)

Three (3) Passing Touchdowns

Jacobian Morgan (3) vs. UAPB (11/2/2024)

Four (4) Passing Touchdowns

Shedeur Sanders (4) vs. Southern (12/3/2022)

Five (5) Passing Touchdowns

Jacobian Morgan (5) at UAPB (10/28/2023)

10+ Receptions

Dallas Daniels (10) vs. Miss. Valley St. (9/24/2022)

100 Yards Receiving

Fabian McCray (136) at UAPB (10/28/2023)

200+ Yards Receiving

Rico Richardson (235) vs. Texas Southern (9/15/2012)

3+ Receiving Touchdowns

D.J. Stevens (3) at UAPB (10/28/2023)

100 Yards Rushing

Irv Mulligan (105) at Alcorn State (11/23/2024)

200+ Yards Rushing

Sy'veon Wilkerson (214) at Texas Southern (11/5/2022)

3+ Rushing TDs

Tommy Gooden (4) vs. Arkansas-Pine Bluff (10/5/2013)

3+ Field Goals in a Game

Gerardo Baeza vs. Lane (9/7/2024)

50+ yard Field Goal

Ryan Deising (50) vs. Prairie View A&M (10/4/2014)

50+ yard Punt

Matt Noll (66) at Bethune-Cookman (10/26/2024)

12+ Tackles in a Game

Jurriente Davis (12); Aubrey Miller Jr. (11) vs. Alcorn State (11/19/22)

3+ QB Sacks in a Game

Justin Ragin (3.0) at Alcorn (11/19/2022)

Fumble Return For Touchdown

Phillip Webb (32 yards) vs. Florida A&M (10/19/2024)

Interception Return for Touchdown

Travis Hunter (44 yards) at Alcorn State (11/19/2022)

Punt Return For Touchdown

Warren Newman (81 yards) vs. Tennessee State (9/11/2021)

Kickoff Return For Touchdown

Travis Terrell Jr. (96 yards) vs. Alabama A&M (10/5/2024)

Blocked Punt

Bryson Moss at Texas Southern (9/28/2024)

Blocked Field Goal

Tru Thompson vs. Bethune-Cookman (9/23/2023)

TEAM

Shutout (Defense)

Southern (10/29/2022)

Shutout (Offense)

TCU (9/2/2017)

25+ 1st Downs in a Game

(25) vs. UAPB (11/2/2024)

500+ Yds Total Offense

(638) vs. Mississippi Valley State (9/24/2022)

300+ Rushing Yards

(349) at Bethune-Cookman (10/26/2024)

300+ Passing Yards

(372) at UAPB (10/28/2023)

400+ Passing Yards

(438) vs. Mississippi Valley State (9/24/2022)

Scored 50-59 Points in a Game

(58) vs. Lane (9/7/2024)

Scored 60+ Points in a Game

(66) vs. Grambling State (10/9/2021)

Penalized 100+ Yds in a Game

(111) at Grambling State (9/21/2024)

15+ Penalties in a Game

(15) vs. Alcorn State (11/18/2023)

10+ QB sacks in a Game

(10) vs. Alabama A&M (10/9/21)

3+ Interceptions By

(3) Mississippi Valley State (11/21/2023)

JACKSON STATE BY THE NUMBERS

Jackson State is one of the most well-respected schools in the FCS and HBCU football. Below is a list of accomplishments from the Jackson State football program:

ALL-AMERICANS

Year	Pos	Player	Honor
1962	WR	Willie Richardson	AP Little All-American
1967	WR	Harold Jackson	Pittsburg Courier All-American
1971	WR	Jerome Barkum	AP Little All-American
1973	RB	Walter Payton	Chevrolet - Mutual Black Network
1974	RB	Walter Payton	Chevrolet - Mutual Black Network
1974	LB	Robert Brazile	Chevrolet - Mutual Black Network
1975	RB	Walter Payton	Chevrolet - Mutual Black Network
1975	LB	Robert Brazile	Chevrolet - Mutual Black Network
1976	WR	Leon Sherrod	Mutual Black Network
1977	OL	Louis Bullard	Mutual Black Network
1977	RB	Ricky Patton	Mutual Black Network
1977	CB	Charles Williams	Mutual Black Network
1979	RB	Perry Harrington	Sheridan All-American Team
1980	C	Tom Rice	Sheridan All-American Team
1980	G	Larry Werts	Sheridan All-American Team
1981	G	Michael Field	Sheridan All-American Team
1981	RB	Larry Cowan	Sheridan All-American Team
1989	OL	Tim Brown	Sheridan All-American Team
1989	--	Ike Ayozie	Sheridan All-American Team
1989	LB	Darion Conner	Div. I-AA First Team All-American
1989	--	Fred McCrae	Sheridan All-American Team
1991	OL	Deitrich Lockridge	Div. I-AA First Team All-American
1991	TE	Harold Heath	Div. I-AA All-American
1991	DB	Isaac Morehouse	Div. I-AA All-American
1991	LB	Charles Ray Davis	Sheridan All-American Team
1992	OL	Lester Holmes	Div. I-AA First Team All-American
1992	TE	Isiah Bliss	Sheridan All-American Team
1992	OL	Lester Holmes	Sheridan All-American Team
1992	LB	Mario Perry	Sheridan All-American Team
1993	LB	Fernando Smith	Div. I-AA All-American
1995	DB	Picasso Nelson	Sheridan All-American
1996	DB	Sean Woodson	Div. I-AA First Team All-American
1996	LB	Otha Evans	Div. I-AA All-American
1999	RB	Destry Wright	Div. I-AA All-American
1999	WR	Sylvester Morris	Div. I-AA All-American
1999	DL	Eric Chandler	Div. I-AA All-American
2011	DL	Joseph Lebeau	FCS All-American
2011	DL	Joseph Lebeau	Boxtorow All-American
2011	QB	Casey Therriault	Boxtorow All-American
2011	TE	Renty Rollins	Boxtorow All-American
2012	WR	Rico Richardson	Sheridan All-American Team
2012	WR	Rico Richardson	Boxtorow All-American
2012	DL	Joseph LeBeau	Sheridan All-American Team
2012	DL	Joseph LeBeau	Boxtorow All-American
2012	DB	Qua Cox	Boxtorow All-American
2013	OL	Jordan Arthur	Boxtorow All-American
2013	DB	Qua Cox	Boxtorow All-American
2015	PK	Ryan Deising	Sheridan All-American Team
2015	DL	Javancy Jones	Sheridan All-American Team
2015	DL	Javancy Jones	Boxtorow All-American
2016	DL	Javancy Jones	Sheridan All-American Team
2021	DL	James Houston	Associated Press FCS
2022	OL	Tyler Brown	Associated Press FCS
2022	DL	Aubrey Miller Jr.	Associated Press FCS

PLAYERS OF THE YEAR

Year	Player	Pos	Honor
1971	Sylvester Collins	QB	SWAC Offensive
1973	Walter Payton	RB	SWAC Player of the Year
1973	Walter Payton	RB	Mutual Black Network
1974	Walter Payton	RB	Mutual Black Network
1977	Jessie Griffin	LB	SWAC Defensive
1979	Perry Harrington	RB	SWAC Offensive
1980	Larry Werts	LB	SWAC Defensive

1981	Keith Taylor	QB	SWAC Offensive
1982	Mario Kirksey	LB	SWAC Defensive
1985	Jackie Walker	LB	SWAC Defensive
1985	Daryl Jones	RB	SWAC Newcomer
1986	Kevin Dent	DB	SWAC Defensive
1987	Lewis Tillman	RB	SWAC Offensive
1987	Andre Lloyd	LB	SWAC Defensive
1988	Kevin Dent	DB	SWAC Defensive
1988	Lewis Tillman	RB	SWAC Offensive
1989	Darion Conner	LB	SWAC Defensive
1989	Ike Ayozie	K	SWAC Newcomer
1990	Marlo Perry	LB	SWAC Freshman
1995	Picasso Nelson	LB	SWAC Newcomer
1996	Sean Woodson	DB	SWAC Offensive
1997	Corey Bradford	WR	SWAC Newcomer
1998	Sylvester Morris	WR	SWAC Offensive
1999	Tommy Head	LB	SWAC Defensive
2000	Robert Kent	QB	SWAC Newcomer
2002	Terry Ross	WR	SWAC Freshman
2008	Marcellus Speaks	DL	SWAC Defensive
2008	Marcellus Speaks	DL	Boxtorow Defensive POY
2010	Casey Therriault	QB	SWAC Newcomer
2010	Casey Therriault	QB	Boxtorow Newcomer
2011	Casey Therriault	QB	SWAC Offensive
2011	Casey Therriault	QB	Boxtorow Player of the Year
2011	Joseph LeBeau	DE	SWAC Newcomer
2012	Rico Richardson	WR	SWAC Offensive
2013	Javancy Jones	DL	SWAC Freshman
2019	Keonte Hampton	LB	SWAC Defensive
2022	Shedeur Sanders	QB	SWAC Offensive
2022	Aubrey Miller Jr.	LB	Boxtorow Defensive POY

ALL-TIME NFL DRAFT

Year, Round, Pick, Overall	Player	Team
1956, 20, 6, 235	Robert Hill	Colts
1959, 8, 9, 93	Bill Conner	Rams
1959, 17, 9, 201	Willie Neal	Bears
1963, 7, 5, 89	Willie Richardson	Colts
1963, 12, 10, 164	Roy Curry	Steelers
1963, 18, 13, 251	Al Greer	Lions
1964, 4, 9, 51	Ben McGee	Steelers
1965, 10, 1, 127	Ben Crenshaw	Giants
1965, 11, 3, 143	Frank Molden	Steelers
1965, 15, 14, 210	Roy Hilton	Colts
1966, 19, 4, 279	Taft Reed	Eagles
1967, 2, 8, 34	Lem Barney	Lions
1967, 6, 20, 153	Bob Hughes	Eagles
1967, 9, 24, 235	Ed Pope	Chiefs
1967, 11, 5, 268	John Walker	Falcons
1967, 14, 25, 366	Claudis James	Packers
1968, 2, 5, 32	Tom Funchess	Patriots
1968, 6, 22, 160	Sidney Ellis	Bengals
1968, 7, 15, 180	Doug Chatman	Giants
1968, 10, 3, 249	John Outlaw	Patriots
1968, 12, 14, 314	Jim Holifield	Giants
1968, 12, 23, 323	Harold Jackson	Rams
1968, 12, 24, 324	James Jackson	Colts
1968, 14, 20, 374	Edgar Whipp	Browns
1968, 14, 23, 377	Cephus Jackson	Rams
1968, 16, 11, 419	Willie Turner	Redskins
1968, 17, 27, 462	Jimmy Smith	Bengals
1969, 8, 8, 190	Jim Carr	Lions
1969, 8, 21, 203	Richard Harvey	Rams
1969, 15, 17, 381	Eugene Mosley	Vikings
1970, 2, 20, 46	Rich Caster	Jets
1970, 4, 7, 85	Joe Stevens	Bengals
1969, 8, 8, 190	Jim Carr	Lions
1969, 8, 21, 203	Richard Harvey	Rams
1969, 15, 17, 381	Eugene Mosley	Vikings
1970, 2, 20, 46	Rich Caster	Jets
1970, 4, 7, 85	Joe Stevens	Bengals

1970, 8, 3, 185	Narvel Chavers	Dolphins
1970, 12, 25, 311	James Holland	Vikings
1972, 1, 9, 9	Jerome Barkum	Jets
1972, 7, 12, 168	Rob Kelly	Steelers
1972, 7, 19, 175	Edgar Hardy	49ers
1972, 11, 12, 272	Ed Wimberly	Bears
1972, 15, 2, 366	Hosea Minnieweather	Bengals
1973, 3, 26, 78	Leon Gray	Dolphins
1974, 1, 26, 26	Don Reese	Dolphins
1974, 3, 22, 74	Roscoe Word	Jets
1974, 13, 6, 318	John Tate	Jets
1975, 1, 4, 4	Walter Payton	Bears
1975, 1, 6, 6	Robert Brazile	Oilers
1975, 7, 8, 164	Rickey Young	Chargers
1975, 8, 1, 183	John Tate	Giants
1975, 10, 15, 249	Charles James	Jets
1976, 3, 26, 86	Jackie Slater	Rams
1976, 12, 17, 336	Joe Lowery	Bills
1977, 12, 8, 315	Oaklay Dalton	Saints
1977, 12, 15, 322	Terry Irvin	Bengals
1978, 5, 9, 119	Louis Bullard	Seahawks
1978, 9, 8, 230	Charles Williams	Eagles
1978, 10, 1, 251	Earl Bryant	Chiefs
1978, 10, 7, 257	Ricky Patton	Falcons
1978, 12, 4, 310	Larry Hardy	Saints
1979, 10, 19, 267	Robert Hardy	Seahawks
1979, 12, 16, 319	Jeff Moore	Seahawks
1980, 2, 25, 53	Perry Harrington	Eagles
1981, 8, 7, 200	Larry Werts	Packers
1981, 11, 23, 299	Buster Barnett	Bills
1982, 3, 6, 61	Carl Powell	Redskins
1982, 7, 25, 192	Larry Cowan	Dolphins
1983, 9, 18, 242	Otis Brown	Cardinals
1983, 10, 7, 258	Thomas Strauthers	Eagles
1983, 11, 14, 293	Larry White	Bills
1984, 9, 27, 251	David Windham	Patriots
1984, 11, 7, 287	Tommy Norman	Falcons
1985, 2, 14, 42	Chris Burkett	Bills
1986, 2, 1, 28	Jackie Walker	Buccaneers
1986, 10, 22, 271	Victor Hall	Broncos
1987, 4, 25, 109	Leon Seals	Bills
1988, 6, 3, 140	Houston Hoover	Falcons
1988, 9, 21, 242	Deatrich Wise	Seahawks
1988, 12, 9, 314	Albert Goss	Jets
1989, 4, 9, 93	Lewis Tillman	Giants
1989, 10, 11, 262	Charles Jackson	Raiders
1990, 2, 2, 27	Darion Conner	Falcons
1990, 10, 20, 268	Mike Wallace	Browns
1990, 11, 27, 303	Ron Lewis	Raiders
1991, 3, 22, 77	Tim Barnett	Chiefs
1992, 2, 8, 36	Jimmy Smith	Cowboys
1992, 8, 12, 208	Dietrich Lockridge	Broncos
1993, 1, 19, 19	Lester Holmes	Eagles
1993, 7, 14, 182	Antonius Kimbrough	Broncos
1994, 2, 26, 55	Fernando Smith	Vikings
1994, 3, 16, 81	Marlo Perry	Bills
1996, 4, 9, 104	Eric Austin	Buccaneers
1996, 7, 19, 228	Gregory Spann	Jaguars
1997, 5, 23, 153	Sean Woodson	Bills
1998, 5, 24, 147	Toby Myles	Giants
1998, 5, 27, 150	Corey Bradford	Packers
2000, 1, 21, 21	Sylvester Morris	Chiefs
2000, 1, 23, 23	Rashard Anderson	Panthers
2000, 7, 3, 209	Eric Chandler	Browns
2000, 7, 40, 246	Leroy Fields	Broncos
2008, 6, 27, 193	Jaymar Johnson	Vikings
2022, 6, 38, 217	James Houston	Lions
2023, 7, 27, 245	Isaiah Bolden	Patriots