



JACKSON STATE TIGERS

2024 FOOTBALL GAME NOTES

GAME

8

at

BETHUNE-COOKMAN
OCTOBER 26, 2024



Daytona Stadium | Daytona Beach, Fla.
Oct. 26, 2024 | 3 p.m. (ET) / 2 p.m. (CT) | HBCUGO

SERIES HISTORY

Overall	Jackson State leads 6-3
First Meeting	Oct. 28, 1972 (B-CU, 22-17)
Last Meeting	Sept. 23, 2023 (Jackson State, 22-16)
Current Streak	Jackson State, W4

TELEVISION: HBCUGO

Play-by-Play	Charlie Neal
Analyst	Jon Kelley
Sideline	Lawrencia Moten

RADIO: JSU SPORTS NETWORK SIRIUSXM APP | CHANNEL 383

Play-by-Play	Rob Jay
Analyst	Darrell Asberry
Sideline	Jamye Horton
Producer/Announcer	Sam Brown
Enginner	Andrew Quinn
Flagship Station	WHLH 95.5 FM

SOCIAL MEDIA: #TheelLove

X (formerly Twitter)	@GoJSUTigersFB
Athletics X (formerly Twitter)	@GoJSUTigers
Instagram	@GoJSUTigersFB

2024 SCHEDULE / RESULTS

Date	Opponent	Site	Time/Result
A29	at ULM	Monroe, La.	L, 14-30
S7	Lane	Jackson, Miss.	W, 58-7
S14	Southern	Jackson, Miss.	W, 33-15
S21	at Grambling State	Grambling, La.	L, 20-41
S28	at Texas Southern*	Houston, Texas	W, 43-14
O5	vs. Alabama A&M*	Mobile, Ala.	W, 45-38
O19	Florida A&M*	Jackson, Miss.	W, 35-21
O26	at B-CU*	Daytona Beach, Fla.	2 p.m.
N2	UAPB*	Jackson, Miss.	2 p.m.
N9	MVSU*	Jackson, Miss.	2 p.m.
N16	at Alabama State*	Montgomery, Ala.	2 p.m.
N23	at Alcorn State*	Lorman, Miss.	2 p.m.

* - SWAC game

All times listed are CST and are subject to change
All home games listed in **bold**.



JACKSON STATE

Record	5-2 Overall 3-0 SWAC
Rankings	AFC: 23 FCS Stats Perform: RV
Last Game	def. Florida A&M, 35-21 (10/19/24)
Streak	W3
Head Coach	T.C. Taylor
Career Record	12-6 (2nd season)
Record at Jackson State	12-6 (2nd season)
Record vs. Bethune-Cookman	1-0

BETHUNE-COOKMAN

Record	1-6 Overall 1-2 SWAC
Rankings	AFC: NR FCS Stats Perform: NR
Last Game	def. MVSU, 20-10 (10/19/24)
Streak	W1
Head Coach	Raymond Woodie Jr.
Career Record	4-14 (2nd season)
Record at B-CU	4-14 (2nd season)
Record vs. Jackson State	0-1

TALE OF THE TAPE

JACKSON STATE

35.5	Points/Game
23.7	Points Allowed/Game
177.7	Rush Yards/Game
217.1	Pass Yards/ Game
394.9	Total Offense/Game
307.9	Total Defense/Game

BETHUNE-COOKMAN

18.0	Points/Game
39.3	Points Allowed/Game
101.3	Rush Yards/Game
157.0	Pass Yards/ Game
258.1	Total Offense/Game
487.4	Total Defense/Game

SATURDAY STORYLINES



MULLIGAN HITS THE CENTURY MARK

Irv Mulligan reached 100 yards in a game for the first time this season when he picked up 139 yards on 18 carries in a win over No. 18 Florida A&M. It was just the second time this season a player has hit 100 yards - Cam'Ron McCoy did so against Lane (9.7).



DEFENSE COMES UP BIG IN THE 4TH

The Tigers defense came up big in the fourth quarter against No. 18 Florida A&M. The scored on a 32-yard scoop and score by Phillip Webb off the hit from Tru Thompson, before forcing a fumble caused by Reid Pulliam on the very next play.



UP FRONT BY THEMSELVES

Jackson State still has five games remaining on the schedule, all conference games. However, they find themselves as the long East Division team that remains undefeated after playing three games. They also still have three divisional games remaining this season.

collegepressbox is the official media website for Division I football. Access and download game notes, quotes, statistics, media guides, headshots, logos and more for all FBS schools, conferences, postseason games, awards and the College Football Playoff. For access, please register for an account at collegepressbox.com/register.



TIGERS IN THE NCAA RANKINGS

GERARDO BAEZA	NCAA	SWAC	VALUE
Field Goal Percentage	31	3	0.769
Field Goals Per Game	14	2	1.43
Points Responsible For	95	6	58
Points Responsible Per Game	96	7	8.3
Scoring	24	1	8.3

JOANES FORTILIEN	NCAA	SWAC	VALUE
Receiving TDs	9	1	6
Receiving Yards	59	3	411
Receiving Yards Per Game	66	4	58.7
Receptions Per Game	162	10	3.3
Scoring	122	8	5.1
Total Touchdowns	45	2	6
Yards Per Reception	29	4	17.87

ESAIAS GUTHRIE	NCAA	SWAC	VALUE
Interceptions Per Game	43	7	0.3

ROBERT McDANIEL	NCAA	SWAC	VALUE
Sacks	123	10	0.42

JACOBIAN MORGAN	NCAA	SWAC	VALUE
Completion Percentage	28	2	0.652
Completions Per Game	75	5	12.57
Passing Efficiency	10	1	160.6
Passing TDs	36	3	10
Passing Yards	47	4	1,236
Passing Yards Per Game	50	4	176.6
Passing Yards Per Completion	12	3	14.05
Points Responsible For	32	2	80
Points Responsible For/Game	37	3	11.4
Rushing TDs	126	9	3
Total Offense	52	3	202.0
Yards Per Pass Attempt	8	1	9.16

IRV MULLIGAN	NCAA	SWAC	VALUE
Rushing TDs	81	4	4
Rushing Yards	83	5	397
Total Touchdowns	134	7	4

JOSHUA NOBLES	NCAA	SWAC	VALUE
Forced Fumbles	20	6	0.29
Sacks	6	2	1.00
Txckles for Loss	17	3	1.3

REID PULLIAM	NCAA	SWAC	VALUE
Fumbles Recovered	36	8	1
Sacks	100	9	0.43
Total Tackles	173	14	6.1

ISAIAH SPENCER	NCAA	SWAC	VALUE
Receiving Yards	123	8	322
Receiving Yards Per Game	144	10	46.0
Yards per Reception	10	2	20.13

ASHTON TAYLOR	NCAA	SWAC	VALUE
Fumbles Recovered	36	8	1

TRAVIS TERRELL JR.	NCAA	SWAC	VALUE
All-Purpose	20	1	121.00
Combined Kick Returns	6	1	504
Kickoff Return TDs	1	1	2
Kickoff Returns	1	1	35.3

TRU THOMPSON	NCAA	SWAC	VALUE
Tackles For Loss	17	3	1.3

PHILLIP WEBB	NCAA	SWAC	VALUE
Fumbles Recovered	36	8	1

KEV'RIC WIGGINS	NCAA	SWAC	VALUE
Interceptions Per Game	43	7	0.3
Passes Defended	23	3	1.1

SERIES HISTORY

Jackson State and Bethune-Cookman have played eight times with Jackson State holding a 6-2 lead all-time since 1972, including a 3-0 record all-time in Jackson. The two have met six times at neutral sites (3-3) and have never played in Daytona Beach.

ON THIS DAY

Jackson State has played eight times on this date in history since the mid-1950s, playing against just two different teams. The Tigers are 4-4 all-time on this date including winning the last game played on this date in 2013 against Prairie View A&M 51-38 in Shreveport (La.). The Tigers have played Prairie View A&M (1-0) and Grambling State (3-4) on this date in school history.

TIGERS vs. THE STATE OF FLORIDA

Jackson State has played just two teams from the state of Florida in Bethune-Cookman and Florida A&M. The Tigers are 19-10-2 including a 6-2 mark against Bethune-Cookman.

TIGERS MOVE UP IN AFCA TOP 25 AND RECEIVE VOTES IN STATS PERFORM

A week after appearing in the AFCA FCS Coaches Top 25 presented Hudl (No. 25), the Tigers moved up two spots to No. 23 following their victory over then-No. 18 Florida A&M. They also received votes in the Stats Perform poll this week.

TIGERS FROM THE STATE OF FLORIDA

Jackson State has 10 players on the roster from the state of Florida including Stanley Cooks (Gainesville), Quaveon Davis (Port St. Lucie, Fla.), Xavion Davis (Port St. Lucie, Fla.) Joanes Fortilien (Orlando), Douglas Fowler (Dunnellon), Kai Gadson (Tampa), Marvin Landy (Lakeland), Sebastien Saint-Louis (Boca Raton), Earick Williams (Hawthorne), and Bruno Zandamela (Clearwater).

MULLIGAN EARNS SWAC OFFENSIVE PLAYER OF THE WEEK AFTER FAMU

Irv Mulligan was named the co-Offensive Player of the Week in the Southwestern Athletic Conference (SWAC) Mulligan led the rushing attack for Jackson State (5-2, 3-0

SWAC) with 138 yards on 18 carries and a touchdown. He averaged 7.7 yards per rush and scored on a run of 54 yards in the first quarter that put the Tigers ahead at the time.

TERRELL NAMED TO JERRY RICE IN-SEASON WATCH LIST

Travis Terrell Jr. was named to the Jerry Rice In-Season Watch List this week. The Atlanta-native is one of the nation's leading return specialist and has returned two kicks for touchdowns this season. To be eligible for the Jerry Rice Award, a player must be considered a freshman by his conference in his first academic year or second if he did not surpass four regular-season games played in the true freshman season (the NCAA redshirt rule).

He joins a list of 30 players who have been named to the in-season watch list of the Stats Perform 2024 Jerry Rice Award, which honors the FCS freshman player of the year in college football's Division I subdivision. The Rice Award, now in its 14th season, is named after legendary Hall of Fame wide receiver Jerry Rice. Past recipients include Cooper Kupp, Chase Edmonds, Trey Lance, Cam Ward and Shedeur Sanders.

He is one of three players from the SWAC on the list including Jamarie Hostzclaw of Alabama State and Ayden Jones of Prairie View A&M.

WEBB SCORES FIRST DEFENSIVE TOUCHDOWN OF THE YEAR

Going into the game against No. 18 Florida A&M, Jackson State had scored in every facet of the game except on defense. That all changed in the fourth quarter when Phillip Webb picked up a loss ball after a sack by Tru Thompson and ran it back 32 yards for the touchdown. For his efforts he was chosen as the Cricket Celebration Bowl Defensive Player of the Week.

JACKSON STATE OWNS THE SECOND HALF AND FAMU SINCE RATTLERS JOINED THE SWAC

Jackson State continued its dominance over Florida A&M since the Rattlers joined the conference. The Tigers have

STATISTICAL MATCHUP: JACKSON STATE vs. BETHUNE-COOKMAN

CATEGORY	NCAA	CONF	VALUE	NCAA	CONF	VALUE
Scoring Offense	12	1	35.4	105	11	18.0
Total Offense	29	2	394.9	116	10	258.1
Rushing Offense	34	4	177.7	107	9	101.3
Passing Offense	49	5	217.1	101	9	156.9
Passing Efficiency	10	1	159.39	106	9	110.35
Time of Possession	107	11	27:45	100	10	28:14
Scoring Defense	42	2	23.7	115	11	38.3
Total Defense	14	3	306.9	119	12	487.4
Rushing Defense	17	2	112.3	119	12	241.3
Passing Defense	40	6	194.6	96	12	246.1
Passing Efficiency Defense	32	4	122.41	110	11	159.75
QB Sacks Per Game	9	1	2.86	16	2	2.71
Tackles for Loss	3	1	7.9	67	9	5.4
Net Punting	61	4	37.05	35	2	38.68
Punt Returns	25	4	12.91	12	2	14.38
Kickoff Returns	9	1	25.96	46	3	21.22
Turnover Margin	93	8	-0.43	110	9	-0.86

JACKSON STATE

BETHUNE-COOKMAN

won three of the last four meetings, with their only loss coming last season in the series. On another note, Jackson State has dominated the Rattlers in the second half by not allowing Florida A&M to score (safety, field goal, or touchdown) in the second half since the Southwestern Athletic Conference.

FAMU GAME PICKED UP FOR ESPNU

The Southwestern Athletic Conference (SWAC) matchup between Jackson State and Florida A&M has been picked up for national television.

The game scheduled for Oct. 19 at Mississippi Veterans Memorial Stadium will kick off at 2:30 p.m. on ESPNU, and will feature the two teams atop the SWAC East Division standings heading into a bye week for both teams.

THREE WINS AWARDS AFTER WIN OVER ALABAMA A&M

Jacobian Morgan earned the Offensive Player of the Week after throwing for three touchdowns in the 45-38 victory over Alabama A&M in the Gulf Coast Challenge on Saturday. The junior quarterback finished 11-of-16 for 226 yards in the win with a pair of touchdowns thrown to Joanes Fortilien and a 58-yard pass to Isaiah Spencer. He also finished with 11 yards on the ground.

Tru Thompson earned his first SWAC Defensive Player of the Week award after recording four tackles from his defensive line position on Saturday. Although he finished with just four stops, 3.5 of those were recorded as tackles for loss against the Bulldogs.

Meanwhile, Travis Terrell Jr. was named the SWAC Special Teams Player of the Week after he recorded 175 all-purpose yards in the win on Saturday. The freshman returned a kickoff 96 yards for first-quarter, his second kickoff return for a touchdown in as many weeks in conference play. He also finished with a 44-yard punt return down the sideline, finishing with a pair of punt returns for 62 yards. Terrell was also selected as an honorable mention FCS Stats Perform Specialist of the Week for his efforts.

PAIR HONORED BY FCS STATS PERFORM AFTER GULF COAST WIN

Travis Terrell Jr. and KJ Chisholm were each named honorable mention performers by Stats Perform National Players of the Week.

Terrell recorded 175 all-purpose yards in a 45-38 victory over Alabama A&M in the Gulf Coast Challenge on Saturday night in Mobile, earning him Honorable Mention Special Teams recognition. He returned a pair of kickoffs for a total of 113 yards, including a 96-yard touchdown in the opening quarter – his second in as many conference games and weeks. He also returned a pair of punts for 62 yards including one for 44 yards in the contest.

Meanwhile, Chisholm finished with three tackles on the night including a pair of solo stops to earn Honorable Mention Freshman recognition. He also recorded a tackle for

loss from his cornerback position and broke up a career-high four passes.

TIGERS HIT THE 40-POINT MARK IN BACK-TO-BACK GAMES

Jackson State scored 40-plus points for the second consecutive time this and third time overall. The last time the Tigers scored 40-plus points in back-to-back games came during the 2022 season (wins over Mississippi Valley State and Grambling State). The Tigers have scored 40-plus points in three of the first six games this season, the first time since the 2022 season when they scored 40-plus points in four of the first six games.

BIG SIX QUARTERS FOR JACKSON STATE

The Tigers had a big six quarters against Texas Southern and Alabama A&M in their last two games. Through the first two minutes of the second quarter against Alabama A&M, Jackson State had outscored its last two opponents (Texas Southern and Alabama A&M) 73-17 in a span of 77 total minutes.

MORGAN AND TERRELL WIN WEEKLY SWAC AWARDS


Jacobian Morgan and Travis Terrell Jr. each earned Southwestern Athletic Conference (SWAC) weekly awards for their performances against Texas Southern this weekend.

Morgan, who was named the SWAC co-Offensive Player of the Week, accounted for 281 yards of offense on Saturday in a 43-14 conference victory over Texas Southern, and was responsible for four touchdowns including two on the ground. The junior quarterback finished with 96 yards on 10 carries for the Tigers, scoring two times on runs of two and 72 yards. He also finished 13-of-22 passing for 185 yards and two touchdowns, completing passes to eight different receivers. The junior engineered six scoring drives on the night including an opening 13-play, 86-yard drive resulting in a field goal. He also engineered a 16-play, 69-yard drive that consumed 8:16 on the clock in the second quarter that resulted in a field goal.

Meanwhile, Terrell, who was named the SWAC Newcomer of the Week, did a little bit of everything for Jackson State in its 43-14 victory over Texas Southern on Saturday including scoring a touchdown on special teams. The freshman scored on a 79-yard kickoff return late in the fourth quarter to top of the scoring, the first kick return for a touchdown in his career and the first this season for Jackson State. He returned three kicks for 126 total yards and one punt for 15 yards, while also adding 33 yards on seven carries on the ground. He topped off the night with one catch for six yards.

NOLL NAMED CAMPBELL AWARD SEMIFINALIST

Jackson State punter Matt Noll was one of a record number of 203 semifinalists named for the 2024 William V. Campbell Trophy®, announced by the National Football Foundation on Wednesday.



All-Time vs. B-CU

JSU leads 6-3 | Current Streak: JSU - W4

Oct. 28, 1978	Jackson, Miss.	W, 35-6
Sept. 30, 1989	Indianapolis, Ind.	W, 27-7
Sept. 1, 2019	Atlanta, Ga.	L, 15-36
Oct. 15, 2022	Jacksonville, Fla.	W, 48-8
Sept. 23, 2023	Jackson, Miss.	W, 22-16



NFL Hall of Fame

Lem Barney, Class of 1992

Walter Payton, Class of 1993

Jackie Slater, Class of 2001

Robert Brazile, Class of 2018



BCHOF Members

Kevin Dent

W. C. Gorden

John Merritt

Walter Payton

Willie Richardson

Robert Brazile



All-Time Postseason

Year	Round/Bowl	Opponent (score)
1971	Azalea Bowl	Alabama A&M (W, 40-21)
1978	Semifinals	Florida A&M (L, 10-15)
1981	Quarterfinals	Boise State (L, 7-19)
1982	First Round	Eastern Illinois (L, 13-16)
1985	First Round	Georgia Southern (L, 0-27)
1986	First Round	Tennessee State (L, 23-32)
1987	First Round	Arkansas State (L, 32-35)
1988	First Round	Stephen F. Austin (L, 0-24)
1989	First Round	Montana (L, 7-48)
1990	First Round	Middle Tennessee (L, 7-28)
1995	First Round	Marshall (L, 8-38)
1996	First Round	William & Mary (L, 6-45)
1997	First Round	Western Illinois (L, 24-31)
2021	Celebration Bowl	South Carolina State (L, 10-31)
2022	Celebration Bowl	North Carolina Central (L, 34-41)

TIGERS IN THE SWAC

	RANK	VALUE
3rd Down Conversions	2	0.410
3rd Down Conversion Pct Defense	2	0.313
4th Down Conversions	3	0.556
4th Down Conversion Pct Defense	12	0.647
Blocked Kicks	3	3
Blocked Kicks Allowed	4	2
Blocked Punts	3	2
Blocked Punts Allowed	8	2
Completion Percentage	2	0.627
Defensive TDs	2	1
Fewest Penalties	6	47
Fewest Penalties per Game	3	6.71
Fewest Penalty Yards	8	469
Fewest Penalty Yards per Game	7	67.00
First Downs Defense	5	121
First Downs Offense	4	125
Fumbles Lost	9	7
Fumbles Recovered	9	3
Kickoff Return Defense	9	21.14
Kickoff Returns	1	25.96
Net Punting	4	37.05
Passes Had Intercepted	3	5
Passes Intercepted	4	6
Passing Offense	5	217.1
Passing Yards Allowed	6	194.6
Passing Yards per Completion	3	14.62
Punt Return Defense	2	5.50
Punt Returns	4	12.91
Red Zone Defense	9	0.913
Red Zone Offense	1	1.000
Rushing Defense	2	112.3
Rushing Offense	4	177.7
Sacks Allowed	1	1.14
Scoring Defense	2	23.7
Scoring Offense	1	35.4
Tackles for Loss Allowed	1	5.71
Team Passing Efficiency	1	159.39
Team Passing Efficiency Defense	4	122.41
Team Sacks	1	2.86
Team Tackles for Loss	1	7.9
Time of Possession	11	27:45
Total Defense	3	306.9
Total Offense	2	394.9
Turnover Margin	8	-0.43
Turnovers Gained	6	9
Turnovers Lost	7	12
Winning Percentage	1	0.714

Noll was one of two student-athletes from an HBCU and the lone student-athlete from the SWAC, joining Terrance Hollon from Howard. The new highwater mark eclipses the 201 nominees in 2023. The impressive list of candidates, from all NCAA divisions and the NAIA, boasts an impressive 3.63 average GPA, with more than half of the semifinalists having already earned their bachelor's degrees.

Celebrating its 35th year, the Campbell Trophy® recognizes an individual as the absolute best football scholar-athlete in the nation for his combined academic success, football performance and exemplary leadership.

TIGERS NAMED HBCU+ FCS TEAM OF THE WEEK AFTER SOUTHERN WIN

Jackson State was selected as the HBCU+ National Team of the Week announced by FCS Stats Perform on Monday morning.

Jackson State (2-1) scored the first 23 points of the game in front of 32,027 people in attendance at the annual "Boombbox Classic" at Mississippi Veterans Memorial Stadium on Saturday before beating Southern 33-15.

MCCOY NAMED CO-NEWCOMER OF THE WEEK IN THE SWAC

Sophomore quarterback Cam'Ron McCoy was named the Southwestern Athletic Conference (SWAC) co-Newcomer of the Week after his performance against Lane, announced by the conference office on Monday afternoon.

McCoy started under center for the first time at Jackson State on Saturday and accounted for two touchdowns in the 58-7 victory, two passing and two rushing. He ran for a career-high 107 yards on just six carries including touchdown runs of 20 and 60 yards on the way to earning the W.C. Gorden Classic Offensive MVP honors.

He was also 5-of-9 passing for 100 yards with touchdown tosses of one yard to Marvin Landy and 28 yards to Joanes Fortilien. He amassed 207 yards of offense in less than a half for the Tigers.

TIGERS NAB THREE FROM EASTERN MICHIGAN AHEAD OF SEASON

Jackson State hit the transfer portal after the 2023 season and landed three teammates from Eastern Michigan, an FBS team who played in a bowl game last season. All three are skill position players who will add to the depth of the Tigers including quarterback Cam'Ron McCoy – a two-sport athlete – who passed for 73 yards and rushed for another 73 in the bowl game against South Alabama. He was joined in the portal by running back Bryson Moss and defensive back Cameron James who played in 13 games with 45 tackles last season.

SPEAKING OF THE STATE OF MICHIGAN

The trio was not the only additions to the roster from the state of Michigan this summer with the Tigers adding for-

mer Western Michigan defensive lineman Joshua Nobles. He played in 23 games the last two seasons including 12 last season when he made 13 tackles.

TIGERS STAY BUSY IN THE MAC

Not only did Jackson State add four players from a pair of Michigan schools, but they also added defensive back Micah Cherry from Toledo to an already deep defensive backfield. They also added Jameel Gardner Jr. from Kent State to bolster a deep receiving corps. He hauled in 24 receptions for 298 yards and a touchdown last year.

HIGH SCHOOL TEAMMATES PAIR UP AT JACKSON STATE

Tyquan Henderson Jacobian Morgan teamed up at Canton High School before going their separate ways in college – Southern Miss and Syracuse. They are now teammates at Jackson State, and hooked up for a 33-yard touchdown against Texas Southern.

MCCRAY NAMED TO HBCU+ PLAYER OF THE YEAR WATCH LIST

Fabian McCray was one of 20 players named to the inaugural Urban Edge Network HBCU+ FCS National Player of the Year Award Preseason Watch List, released by the organization on Thursday morning.

McCray hauled in 41 receptions for 584 yards and four touchdowns including a season-long 47-yard reception. He recorded a season-high eight receptions for 79 yards against Alabama State, and another seven against UAPB. McCray recorded a season-high 109 yards against Alcorn State with a pair of touchdowns. He was named Preseason All-SWAC earlier this month before being named a Preseason BOXTOROW All-American.

The award will honor the nation's best HBCU player – regardless of position – from 21 programs spread across the FCS, including in the Southwestern Athletic Conference and Mid-Eastern Athletic Conference.

A national panel of voters will select the winner after the regular season. The recipient will be announced on Dec. 9 and invited to the Stats Perform FCS National Awards Banquet on Jan. 5 in Frisco, Texas.

MCDANIEL NAMED TO A TRIO OF WATCH LISTS THIS PRESEASON

Transfer defensive back Robert McDaniel found his way on to a pair of Watch Lists entering the season after returning to the Tigers. He was on the team previously before landing at Alcorn State and returning this year to be named to the Aeneas Williams Preseason Watch List and the East-West Shrine 1000 – recognizing the top 1000 seniors heading into the season.

McDaniel totaled 30 tackles for the Braves as a defensive back in 2023 with 21 solo stops. He also recorded a pair of tackles for loss. McDaniel accounted for six turnovers last season causing three fumbles and was among the league leaders with three interceptions. He also recorded five pass

breakups.

He was added to the Senior Bowl Watch List just eight days before the season opener against ULM.

WASHINGTON NAMED TO AENEAS WILLIAMS AWARD WATCH LIST

B.J. Washington joined Robert McDaniel on the Aeneas Williams Preseason Watch List after a season when he recorded 25 total tackles including 19 solo stops. He also recorded four tackles for loss and a pair of pass breakups, while he also forced a fumble and recorded three interceptions. He recorded multiple tackles in six games.

The Aeneas Williams Award is presented by the Chickasaw Nation and awarded to the best defensive back in Historically Black Colleges and Universities (HBCU) Division I college football based on performance on the field, athletic ability and character.

NOLL NAMED TO FCS PUNTER OF THE YEAR WATCH LIST

Matt Noll was one of 13 student-athletes named to the FCS Punter of the Year Award Preseason Watch List, released by the Augusta Sports Council.

Noll finished the year recording 34 punts for 1,507 yards. He averaged 44.3 yards per punt and recorded a season-high 65-yard punt. He ended the season with three touchbacks and a pair of fair catches. He has earned Preseason All-Conference honors from the Southwestern Athletic Conference (SWAC) and has been named to two All-American teams this month.

The list was compiled based on the 2023 FCS Punter of the Year Watch List, the 2023 All-Conference teams, and the 2023 All-American teams. The FCS Punter of the Year Award will be determined by the FCS Punter of the Year Award national voting body which consists of FCS sports information directors and national sports writers.

This year's list consists of Noll, Austin Trusler (Richmond), Brendan Hall (Montana State), Caleb Brickhouse (North Carolina A&T), Clayton Taylor (Stony Brook), Grant Burkett (Missouri State), Kaedin Steindorf (North Dakota State), Logan Leftrick (Southeast Missouri State), Luke Schabel (Monmouth), Shane Messenger (Morgan State), Shelby Pruett (Colgate), Trey Wilhoit (Florida A&M), and Will Lynch (LIU).

MORE AWARDS FOR NOLL

Noll continued to bring in preseason honors after he was named a First Team FCS Football Central All-American as punter, a First Team All-SWAC selection, a BOXTOROW Preseason All-American, and a PhilSteele All-SWAC pick. He was joined on the BOXTOROW All-American team by Evan Henry and Fabian McCray.

FIVE NAMED PRESEASON ALL-SWAC ON VOTE BY COACHES AND SIDS

Five players including McCray and Noll were named Preseason All-SWAC on a vote of the league's head coaches and communications professionals. Evan Henry returns as a First Team selection after earning Second Team honors last season after helping the offense average 161.6 yards per game running 227.7 yards passing. He helped amass 389.4 yards per game offensively.

He was joined on the first team by McCray and Noll. Meanwhile, defensive lineman Jeremiah Williams who finished the season with 45 tackles including 20 solo stops. He also finished the season with 5.5 tackles for loss and three sacks (against Southern, Mississippi Valley State, and UAPB). He recorded a tackle in all 11 games last season.

He was joined on the Second Team by defensive back Esaias Guthrie who finished the season with 52 tackles including 34 solo stops. He recorded a season-high 10 tackles against Texas Southern and eight against Texas State. Guthrie finished with multiple tackles in 10 of the 11 games last season.

EIGHT NAMED PRESEASON ALL-SWAC BY PHIL STEELE

Eight players including the five named preseason All-SWAC were named Phil Steele All-SWAC prior to the season. Irv Mulligan was named First Team after he finished the year with 674 yards on 122 carries in eight games including five games. He averaged 5.5 yards per carry and averaged 84.3 yards per game. He also caught five passes for 42 yards last season. Mulligan recorded three 100-plus yard games including a season-high 174 yards on 21 carries against Bethune-Cookman. He also ran for 115 yards against Alabama A&M and another 110 against South Carolina State. He was joined by Kirk Ford and Robert McDaniel who were named third team. Ford helped the offense average 161.6 yards per game running 227.7 yards passing. He helped amass 389.4 yards per game last season.

DENT INDUCTED INTO BLACK COLLEGE FOOTBALL HALL OF FAME

Kevin Dent was named to the Black College Football Hall of Fame earlier this season and is the only Jackson State player in school history to be named a three-time All-American, and was also a two-time Southwestern Athletic Conference (SWAC) Defensive Player of the Year. He finished his career with 21 interceptions and during his sophomore season tied for the nation's lead with 10 interceptions – including returning a pair for touchdowns. Dent also helped the Tigers win 27 of 28 conference games.

Following his collegiate career, he was signed as an NFL free agent before playing in the World Football League and the Arena Football League.

He was inducted into the College Football Hall of Fame in 2006.

2024 PRESEASON HONORS

KIRK FORD JR.

Third Team Phil Steele All-SWAC

ESAIAS GUTHRIE

Second Team All-SWAC

Second Team Phil Steele All-SWAC

EVAN HENRY

BOXTOROW Preseason All-American

First Team All-SWAC

First Team Phil Steele All-SWAC

FABIAN McCRAY

HBCU+ Player of the Year Watch List

BOXTOROW Preseason All-American

First Team All-SWAC

First Team Phil Steele All-SWAC

ROBERT MCDANIEL

Aeneas Williams Watch List

Senior Bowl Watch List

Third Team Phil Steele All-SWAC

IRV MULLIGAN

First Team Phil Steele All-SWAC

MATT NOLL

FCS Punter of the Year Watch List

FCS Central Preseason All-American

BOXTOROW Preseason All-American

First Team All-SWAC

First Team Phil Steele All-SWAC

B.J. WASHINGTON

Aeneas Williams Watch List

JEREMIAH WILLIAMS

Second Team Phil Steele All-SWAC

JIMMY SMITH INDUCTED INTO STATE HALL OF FAME

Jimmy Smith was inducted into the Mississippi Sports Hall of Fame this past summer. Smith, who moved to Jackson at a young age, attended Callaway High School and played his collegiate career as a wide receiver for Jackson State. Smith was drafted as the No. 36 overall pick by the Dallas Cowboys in 1992, where he won two Super Bowls. He had a stint with the Philadelphia Eagles and was later picked up by the Jacksonville Jaguars, being selected for five Pro Bowls upon finishing his 12-year career in 2005.

50 YEARS SINCE WALTER PAYTON'S FINAL SEASON AT JACKSON STATE

Walter Payton played his last game at Jackson State in 1975 after setting several records along the way. He set an NCAA scoring record with 464 points, while also leading the nation in scoring with 160 points (1973). Payton holds 9 Jackson State records including most career rushing yards of 3,563, while earning All-American honors.

THE VET ... 75 YEARS IN THE MAKING

Constructed in 1950, War Veterans Memorial Stadium (its original name) was built as a 21,000-seat municipal stadium, with many different schools using the stadium as an alternate or neutral site.

On December 9, 1950, the first-ever game in the new stadium featured a matchup between the Holmes Junior College Bulldogs and the Kilgore College Rangers. In front of a crowd of 18,000, Holmes JC got dominated by the Rangers 32-13. While that was a junior college game, the stadium would host its first Division-I game on November 22, 1952, when the Louisville Cardinals traveled to face the Mississippi Southern Southerners (Southern Miss Golden Eagles today.) The 8-1 Southerners thumped the 3-4 Cardinals 55-26.

Ole Miss would hold their first game in the stadium the following year, when the Rebels beat the Chattanooga Mocs (Mockingbirds) by a score of 39-6. Halloween day of the same year saw Mississippi State host their first game when they were beat 27-20 by the Texas Tech Red Raiders.

Jackson State played its first game at the stadium in 1967 when they took on fellow SWAC member Grambling State in front of 20,000 fans. JSU left the stadium with a win and a future with the stadium; in just a few short years, the stadium would become the home of the JSU Tigers football team.

By the 1980s, Southern Miss and Mississippi State returned to their home fields, while Ole Miss waited until 1996 to make their final move back home. In 1996, Jackson State was able to claim the stadium all to themselves, as well as occasional SWAC Championships and MHSAA Football Championships.

MARTIN AND MULLIGAN RETURN AFTER INJURIES IN 2023

Jackson State returns its top two running backs from a season ago, a season that both were injured in and missed significant time for the Tigers.

Irv Mulligan returns after a season in which he was headed to all-conference honors before his injury. He finished the season with 674 yards on 122 carries including five touchdowns, and he also averaged 5.5 yards per carry and recorded a season-best rush of 66 yards. He also caught five passes for 42 yards. Mulligan finished with a season-high 174 yards on 21 carries with one touchdown against Bethune-Cookman (Sept. 23), and also finished with 115 yards on 23 carries against Alabama A&M (Oct. 14).

The Tigers also return J.D. Martin to give them more experience in the backfield. He played in just four games and ran the ball 31 times for 204 yards. He recorded a season-long 36 yard rush and averaged 6.6 yards per carry. Martin also hauled in six passes for 66 yards

QUINN PROMOTED TO DEFENSIVE COORDINATOR

Toreno Quinn was elevated to the defensive coordinator position, just one year after being brought in as the defensive backs coach. Last season, he helped lead the nation in interceptions at the end of regular season with 17. The Tigers also only allowed 187.6 yards passing per game. He is no stranger to running a defense as he served as Assistant Head Coach and Passing Game Coordinator at UAPB.

While at UAPB, he guided the emergence of Shawn Steele into one of the SWAC's top defensive backs. In 2019, Steele was tied for sixth in the SWAC in interceptions (three) and tied for the league lead in pass breakups with 18. Also, in 2019, Blake Conner led the team in both solo tackles (43) and total tackles (77) while also recording two interceptions and two forced fumbles.

T.C. TAYLOR WILL CALL PLAYS THIS SEASON FOR JACKSON STATE

Head coach T.C. Taylor will be in a place he is comfortable in this season, calling plays for the Tigers. And he is no stranger to doing so, having done it at multiple stops along the way including at North Carolina Central.

At NCCU, Taylor helped guide the Eagles to three MEAC championships (2014, 2015, 2016), and in 2016 went unbeaten in conference play and qualified for the Air Force Reserve Celebration Bowl. In 2016 and under Taylor's guidance, NCCU set a record for total offense in a single season (4,614). Also, in 2014, Taylor's unit set a program record for passes completed in a season (227).

From 2014 to 2018, Taylor coached 28 All-MEAC offensive players and five All-Americans. In 2016 and under Taylor's tutoring, Malcolm Bell was a finalist for the 2016 Black College Football Player of the Year. Bell was also a three-

TIGERS IN THE NCAA

	RANK	VALUE
3rd Down Conversions	42	0.410
3rd Down Conversion Pct Defense	13	0.313
4td Down Conversions	41	0.556
4th Down Conversion Pct Defense	107	0.647
Blocked Kicks	9	3
Blocked Kicks Allowed	79	2
Blocked Punts	5	2
Blocked Punts Allowed	109	2
Completion Percentage	33	0.627
Defensive TDs	35	1
Fewest Penalties	70	47
Fewest Penalties per Game	72	6.71
Fewest Penalty Yards	97	469
Fewest Penalty Yards per Game	98	67.00
First Downs Defense	31	121
First Downs Offense	70	125
Fumbles Lost	107	7
Fumbles Recovered	72	3
Kickoff Return Defense	75	21.14
Kickoff Returns	9	25.96
Net Punting	61	37.05
Passes Had Intercepted	44	5
Passes Intercepted	39	6
Passing Offense	49	217.1
Passing Yards Allowed	40	194.6
Passing Yards per Completion	7	14.62
Punt Return Defense	25	5.50
Punt Returns	25	12.91
Red Zone Defense	107	0.913
Red Zone Offense	2	1.000
Rushing Defense	17	112.3
Rushing Offense	34	177.7
Sacks Allowed	18	1.14
Scoring Defense	42	23.7
Scoring Offense	12	35.4
Tackles for Loss Allowed	62	5.71
Team Passing Efficiency	10	159.39
Team Passing Efficiency Defense	32	122.41
Team Sacks	9	2.86
Team Tackles for Loss	3	7.9
Time of Possession	107	27:45
Total Defense	14	306.9
Total Offense	29	394.9
Turnover Margin	93	-0.43
Turnovers Gained	59	9
Turnovers Lost	93	12
Winning Percentage	16	0.714

time All-MEAC quarterback (2014, 2015, 2016) and set the program record for total offense (7,844 yards) and career completion percentage (56.6 percent) and was second in passing yards (6,340).

NEW ADDITIONS TO STAFF THIS YEAR INCLUDING FORMER JSU PLAYERS

The coaching staff will have a different look to it this year with several new faces coming to the Tigers, including a few former players returning home.

Joining the staff this year for the first time including Manny Ramirez (offensive line), Eric Gallon (running backs), Vincent Marshall (wide receivers), Chris Orr (linebackers), Kali James (defensive line), and Javancy Jones (special teams coordinator).

Ramirez comes to the Tigers from Texas Southern where he coached for two years and has experience at all levels of football including a nine-year NFL playing career. James comes to the Tigers from Florida where he served as a defensive line assistant after an award-winning career at Tuskegee.

Orr comes from Baylor where he served as a defensive assistant after playing at Wisconsin and finishing with 187 tackles. Marshall comes from Norfolk State after playing at Houston in the early 2000s and graduated as the school's all-time leading receiver. Gallon comes back to Jackson State after a brief stint with North Carolina A&T, and played collegiately at Kansas State.

Meanwhile, Jones - a former All-American at Jackson State - returns to his alma mater as the special teams coordinator and outside linebackers coach.

GRADUATES PLAYING IN 2023 FOR JACKSON STATE

Jackson State has 23 graduates on its roster heading into the 2023 season. That list consists of:

John Brown, DL, Jackson (Miss.)
Austin Edmonds, LB, Wilmington (Del.)
Kirk Ford Jr., OL, Keller (Texas)
Esaias Guthrie, DB, Wilmington (Del.)
Evan Henry, OL, Dallas (Texas)
Josh Higgins, DB, Fresno (Calif.)
Derrell Holston, DB, Stone Mountain (Ga.)
Javarian Jenkins, LB, Hattiesburg (Miss.)
Daved Jones Jr., LB, Cincinnati (Ohio)
J.D. Martin, RB, Wetumpka (Ala.)
Fabian McCray, WR, Chicago (Ill.)
Robert McDaniel, DB, Jackson (Miss.)
Jacobian Morgan, QB, Canton (Miss.)
Irv Mulligan, RB, Beaufort (S.C.)
Matt Noll, P, Robesonia (Pa.)
Anthony Petty, DB, Wiggins (Miss.)
Javion Posey, WR, Greenville (Ala.)
Athen Smith, DL, Lexa (Ark.)
Tru Thompson, DL, Grayson (Ga.)
Allen Walker, LB, Alpharetta (Ga.)
Jaeden Ward, LB, Wallis (Texas)
Phillip Webb, DL, Atlanta (Ga.)

Ke'Vric Wiggins Jr., DB, Houston (Texas)

LEWISVILLE, TEXAS - WHO WOULD HAVE GUESSED IT

Jackson State has four players on its team from the same high school - in the state of Texas. Former high school teammates Quaveon Davis, Xavion Davis, Devin Love, and Ethan Terrell will all suit up for the Tigers after playing at Lewisville High School.

YOUNG STAFF IN 2024

Jackson State has one of arguably the youngest staffs in the country with an average age of 32.5 years old. The Tigers have 10 coaches on staff that are under the age of 30, while head coach T.C. Taylor is only 45 years old in his second season with Jackson State.

Here is a breakdown of the ages of the assistant coaches:

Eric Gallon - 53
Manny Ramirez - 41
Otis Riddley - 40
Vincent Marshall - 40
Torenzo Quinn - 37
Javancy Jones - 29
Rip Kirk - 28
Jaylon Watson - 28
Chris Orr - 27
Bobby Mitchell - 27
Kali James - 26
Tenoa Alex, Jr. - 26
Mario Magana, Jr. - 23
Kaleb Graham - 22

MULLIGAN AND MARTIN RETURN

Irv Mulligan and J.D. Martin returned for the Tigers against Southern after missing the first two games of the season and the end of 2023. The dup combined to rush for 90 yards on 25 carries with each scoring a touchdown.

NICE DEBUT FOR TERRELL

Travis Terrell Jr. made his collegiate debut against ULM and responded with a team-high six receptions for 45 yards in the loss. He also ran for 12 yards and returned a kick for 21 yards in the loss. However, he sat out the game against Lane.

TWICE AS NICE FOR MORGAN

Jacobian Morgan was responsible for a pair of touchdowns for Jackson State against ULM. The junior quarterback recorded a 41-yard touchdown pass to Joanes Fortilien to tie the game up in the first half and then ran for another in the third quarter to tie it up yet again.

SPEAKING OF MORGAN

Morgan finished 23-of-28 with an interception and a touchdown against ULM. He finished with 228 yards and a staggering 82.1 completion percentage, good for third in the country after the opening week. He also completed 23 of his passes that ranked him ninth in the country after the opening week.

BACK-TO-BACK GAMES W/ BLOCKS

Allen Walker recorded a blocked kick in the opener against ULM, blocking an extra point attempt. The Tigers followed that up with a blocked punt to set up the opening score against Lane in game two.

2024 TIGER CAPTAINS TO OPEN THE SEASON

Jackson State named four different players as captains for the season opener against ULM, a pair on offense and a pair on defense. The captains for the game were Esaias Guthrie, Evan Henry, Fabian McCray, and Jeremiah Williams. Irv Mulligan joined the group against Southern after Fabian McCray missed action on the offensive side of the ball.

NOT THE START THE TIGERS WANTED IN SEASON OPENER

Jackson State faced uncertainty in the opener against ULM and it wasn't with the opponent. The Tigers were delayed for two hours prior to kickoff due to weather, pushing kick back to 8 pm.

HOME ATTENDANCE IN 2023

Jackson State led the FCS in attendance in 2023 averaging 30,060 fans per game. The attendance in their home opener against Lane set things off on the right track with 26,700 fans. They followed that up with 32,027 against Southern,

MCCOY HITS THE CENTURY MARK

Cam'Ron McCoy hit the century mark rushing against Lane with 107 yards on six carries. He scored on runs of 60 yards and 20 yards (first play) in that game playing less than a half in the game.

RUSH DEFENSE PROVING TOUGH

Jackson State held Southern to just 29 rushing yards in their last game, after holding Lane to just 75 yards in the previous game. Through the first five games, teams are averaging just 104.0 yards per game prior to Alabama A&M sunning for 200-plus yards in the Gulf Coast Challenge.

FORMER SOUTHERN MISS PLAYERS LAND AT JACKSON STATE

Tyquan Henderson and Richard Mays Jr. will team up again this year, after being teammates at Southern Miss - a Sun Belt Conference school. Both receivers will figure into the mix for the Tigers with recording nine catches last season for the Golden Eagles, while Mays did not see action at Southern Miss before transferring to Co-Lin Community College.

TIGERS ON HBCUGO

Jackson State will play the first of two games on the HBCUGO networks this weekend against Bethune-Cookman. They return to the network on Nov. 9 at Mississippi Veterans Memorial Stadium when they host Mississippi Valley State.

SCORING DRIVE BREAKDOWN

Yardage	Jackson State				Opponents			
	TD	FG	TOTAL	PTS	TD	FG	TOTAL	PTS
No. Drive	32	9	35	238	20	5	25	166
Neg. Yards	-	1	1	3	-	-	-	-
0-9	-	-	-	-	-	1	1	3
10-19	2	-	2	14	1	1	2	10
20-29	1	-	1	7	-	-	-	-
30-39	3	3	6	30	1	-	1	7
40-49	3	1	4	25	2	1	3	17
50-59	6	2	8	47	6	1	7	45
60-69	3	2	4	27	1	1	2	10
70-79	8	-	8	55	5	-	5	35
80-89	1	1	1	10	1	-	1	7
90-99	1	-	-	7	3	-	3	21

GAME-OPENING DRIVES

Yardage	Jackson State			Opponents		
	Pts	Firsts	Yds	Pts	Firsts	Yds
ULM	-	1	15	-	1	36
Lane	7	-	7	-	-	-5
Southern	3	2	58	-	1	22
Grambling State	-	-	-1	7	3	77
Texas Southern	3	4	86	-	2	28
Alabama A&M	7	3	75	-	-	7
Florida A&M	7	2	67	-	-	5
Bethune-Cookman						
UAPB						
Mississippi Valley State						
Alabama State						
Alcorn State						

THREE AND OUTS

Opponent	Jackson State	Opponents
	Three and Outs / Drive	Three And Outs / Drives
ULM	2 / 11	3 / 10
Lane	2 / 13	6 / 12
Southern	1 / 12	3 / 11
Grambling State	1 / 15	3 / 13
Texas Southern	1 / 12	2 / 12
Alabama A&M	2 / 10	3 / 11
Florida A&M	0 / 12	3 / 12
Bethune-Cookman		
UAPB		
Mississippi Valley State		
Alabama State		
Alcorn State		

SECOND-HALF OPENING DRIVES

Yardage	Jackson State			Opponents		
	Pts	Firsts	Yds	Pts	Firsts	Yds
ULM	7	4	75	7	3	85
Lane	7	1	65	-	-	-1
Southern	3	2	35	-	2	57
Grambling State	-	2	42	-	4	50
Texas Southern	7	2	50	-	-	1
Alabama A&M	5	1	71	7	5	67
Florida A&M	-	2	24	-	2	32
Bethune-Cookman						
UAPB						
Mississippi Valley State						
Alabama State						
Alcorn State						

JACKSON STATE TIME OF POSSESSION

Opponents	Result	Overall	First Qtr	Second Qtr	Third Qtr	Fourth Quarter	Overtime
ULM	L, 14-30	0-1	6:13	3:09	8:34	7:15	-
Lane	W, 58-7	1-1	6:20	6:13	9:09	10:00	-
Southern	W, 33-15	2-1	8:48	6:12	6:58	9:17	-
Grambling State	L, 20-41	2-2	7:56	6:35	6:21	4:20	-
Texas Southern	W, 43-14	3-2 (1-0)	8:36	6:41	6:27	4:56	-
Alabama A&M	W, 45-38	4-2 (2-0)	4:30	5:20	3:57	6:24	-
Florida A&M	W, 35-21	5-2 (3-0)	9:10	8:19	8:23	8:15	-
Bethune-Cookman							
UAPB							
MVSU							
Alabama State							
Alcorn State							

OPPONENT TIME OF POSSESSION

Opponents	Result	Overall	First Qtr	Second Qtr	Third Qtr	Fourth Quarter	Overtime
ULM	W, 30-14	-	8:47	11:51	6:26	7:45	-
Lane	L, 7-58	-	8:40	8:47	5:51	5:00	-
Southern	L, 15-33	-	6:12	8:48	8:02	5:43	-
Grambling State	W, 40-21	-	7:04	8:25	8:39	10:40	-
Texas Southern	L, 14-43	-	6:24	8:19	8:33	6:21	-
Alabama A&M	L, 38-45	-	10:30	9:40	11:03	8:36	-
Florida A&M	W, 35-21	-	5:50	6:41	6:37	6:45	-
Bethune-Cookman							
UAPB							
MVSU							
Alabama State							
Alcorn State							

RECORD BREAKDOWN

	2024	SWAC
Overall	5-2	3-0
vs. SWAC	4-1	3-0
vs. Non-Conference	2-2	-
at Mississippi Veterans Memorial	3-0	1-0
in Away Game	1-2	1-0
at Neutral Sites	1-0	1-0
Day Games	2-0	2-0
Night Games (6 p.m. start or later)	3-2	1-0
vs. Top 25 Teams	1-0	1-0
vs. Top 10 Teams	-	-
vs. Top 5 Teams	-	-
vs. Top-Ranked Teams	-	-
TV Games	3-1	2-0
on SWAC Digital Network	1-0	-
on ESPN	-	-
on ESPN2	-	-
on ESPN+	3-2	2-0
on ESPNU	1-0	1-0
on HBCUGO	-	-
Scoring First	5-0	3-0
Opponents Score First	0-2	-
Leading at Halftime	4-0	2-0
Trailing at Halftime	1-2	1-0
Tied at Halftime	-	-
Leading after Third Quarter	4-0	2-0
Trailing after Third Quarter	1-2	1-0
Tied after Third Quarter	-	-
Overtime Games	-	-
Scoring less than 20 points	0-1	-
Scoring 20-29 points	0-1	-
Scoring 30-39 points	2-0	1-0
Scoring 40-49 points	2-0	2-0
Scoring 50+ points	1-0	-
Allowing less than 20 points	2-1	1-0
Allowing 20-29 points	1-0	1-0
Allowing 30-39 points	1-1	1-0
Allowing 40-49 points	0-1	-
Allowing 50+ points	-	-
Totaling 300-399 yards of total offense	2-0	1-0
Totaling 400-499 yards of total offense	3-1	2-0
Totaling 500-599 yards of total offense	-	-
Totaling 600-plus yards of total offense	-	-
Rushing for less than 100 yards	0-1	-
Rushing for 100-199 yards	1-0	1-0
Rushing for 150-plus yards	4-1	2-0
Passing for less than 300 yards	5-2	3-0
Passing for 300-399 yards	-	-
Passing for 400-499 yards	-	-
Passing for 500-plus yards	-	-
Allowing less than 100 yards rushing	3-0	2-0
Allowing 100-199 yards rushing	1-2	-
Allowing 200-plus yards rushing	1-0	1-0
Allowing less than 200 yards passing	2-2	1-0
Allowing 200-299 yards passing	2-0	2-0
Allowing 300-399 yards passing	1-0	-
Allowing 400-plus yards passing	0-1	-
Allowing less than 300 yards total offense	2-1	1-0
Allowing 300-399 yards of total offense	1-1	1-0
Allowing 400-499 yards of total offense	1-0	-
Allowing 500-plus yards of total offense	-	-
Having no turnovers	2-0	-
Forcing no turnovers	0-2	-
Leading turnover margin	2-0	-
Trailing turnover margin	1-2	1-0
Tied in turnover margin	2-0	2-0
Having < 2 takeaways	2-2	2-0
Having 2 or more takeaways	3-0	1-0
Leading in time of possession	3-0	1-0
When trailing in time of possessions	2-2	2-0

OPPONENT BREAKDOWN



**BETHUNE-COOKMAN
WILDCATS**
1-6, 1-2 SWAC



**RAYMOND
WOODIE JR.**
SECOND SEASON

LAST MEETING

JACKSON STATE def. BETHUNE-COOKMAN, 22-16

Sept. 23, 2023 | Jackson, Miss. | Mississippi Veterans Memorial Stadium

JACKSON, Miss. | The two-time defending Southwestern Athletic Conference football champion Jackson State Tigers battled to defeat Bethune-Cookman 22-16 Saturday night in the W.C. Gorden Classic at Mississippi Veterans Memorial Stadium.

Defense ruled the game for the Tigers (3-2 overall, 1-1 SWAC), who got a first-quarter safety from LB Isaac Peppers and 32-yard fumble return for touchdown by DE Athen Smith in the third quarter that gave the Tigers the lead for good at 14-9.

Smith was named Defensive MVP of the contest, while RB Irv Mulligan took home offensive MVP honors rushing for 174 yards on 21 carries with one touchdown. His 66-yard scoring run with 3:38 remaining extended the Jackson State lead to 22-9.

History was made at kickoff as K Leilani Armenta (left) became the first women's player in Jackson State University football history and is believed to be the first woman to kick in HBCU Division I history. Armenta, a freshman on the JSU soccer team from Ventura, Ca., was added to the roster this week due to injuries. She kicked in high school at Saint Bonaventure HS as well as played soccer. Armenta handled the opening kickoff in the contest for JSU.

	GAME FIVE September 23, 2023 Attendance: 23,681
	BETHUNE-COOKMAN 16
JACKSON STATE	22

BOX SCORE

SCORING SUMMARY

BETHUNE-COOKMAN	9	0	7	-	16
JACKSON STATE	2	6	6	8	22

1st	3:41	JSU	Peppers safety
2nd	9:07	BCU	Bazil 4-yd run (PAT no good)
2nd	5:38	JSU	McGee 8-yd pass from Brown (PAT no good)
2nd	3:07	BCU	Hechter 42-yd field goal
3rd	7:23	JSU	Smith 32-yd fumble recovery (PAT no good)
4th	3:38	JSU	Mulligan 66-yd run (Stevens pass)
4th	2:05	BCU	Allen-Johnson 17-yd pass (Hechter kick)

STATISTICS

TEAM STATS	B-CU	JSU
FIRST DOWNS	14	19
RUSHES-YARDS (NET)	25-58	45-260
PASSING YDS (NET)	172	88
Passes Comp.-Att.-Int.	19-36-1	14-25-1
TOTAL OFFENSE PLAYS-YARDS	61-230	70-348
Fumble Returns-Yards	0-0	1-32
Punt Returns-Yards	0-0	0-0
Kickoff Returns-Yards	2-0	4-83
Punts (Number-Avg)	6-38.5	8-29.5
Fumbles - Lost	2-2	0-0
Penalties - Yds.	3-35	8-84
Possession Time	26:13	33:47
3rd Down Conversions	0 of 14	4 of 15
4th Down Conversions	2 of 3	1 of 2
Red-Zone Scores - Chances	2-2	1-2
Sacks By: Number - Yards	0-0	3-6

INDIVIDUAL STATISTICS

RUSHING: B-CU - Robinson III 9-29, Bazil 5-20, Simmons II 8-18. JSU - Mulligan 21-178, Moultrie 6-44, Brown 9-27, Miller 3-13.

PASSING: B-CU - Simmons 19-34-0-172, Ponder 0-2-1-0. JSU - Brown 13-24-1-90, McDonald 1-1-0-(-2).

RECEIVING: B-CU - Overton 5-34, Allen-Johnson 4-75, Boyd 4-43. JSU - Powers 7-60, McGee 2-16, McCray 2-16.

TACKLES (UA-A-TOT): B-CU - Thomas 3-7-10, Quarles Jr. 3-5-8, Harris 3-3-6, Walls III 2-3-5, Thornhill 4-1-5, Christian 2-3-5, Cunningham 1-4-5. JSU - Wiggins Jr. 5-1-6, Peppers 1-4-5, Doyle Jr. 2-3-5.

SOUTHWESTERN ATHLETIC CONFERENCE

STANDINGS

Eastern Division

	SWAC	Pct.	GB	Division	Overall	Pct.	Home	Away	Neutral	L10	Streak
Jackson State	3-0	1.000	-	2-0	5-2	.714	3-0	1-2	1-0	5-2	W3
Alabama State	2-1	.667	1	2-1	3-3	.500	2-1	1-1	0-1	3-3	W1
Florida A&M	1-1	.500	1.5	1-1	3-3	.500	1-0	1-3	1-0	3-3	L1
Alabama A&M	1-1	.500	1.5	1-1	3-3	.500	3-0	0-2	0-1	3-3	W1
Bethune-Cookman	1-2	.333	2	1-2	1-6	.143	0-3	1-3	0-0	1-6	W1
Mississippi Valley St.	0-3	.000	3	1-1	0-7	.000	0-2	0-5	0-0	0-7	L7

Western Division

	SWAC	Pct.	GB	Division	Overall	Pct.	Home	Away	Neutral	L10	Streak
Southern	3-0	1.000	-	3-0	4-3	.574	1-1	3-2	0-0	4-3	W2
Alcorn State	3-1	.750	0.5	2-1	4-4	.500	2-0	2-4	0-0	4-4	L1
Grambling State	1-2	.333	2	1-2	4-3	.574	2-1	2-1	0-1	4-3	W1
UAPB	1-2	.333	2	1-2	2-5	.286	1-1	1-3	0-1	2-5	L1
Texas Southern	1-2	.333	2	1-1	2-4	.333	2-2	0-2	0-0	2-4	L1
Prairie View A&M	1-3	.250	2.5	1-3	2-5	.286	1-1	0-4	1-0	2-5	L2

SCHEDULE / RESULTS

all times central

SATURDAY, AUGUST 24

Florida A&M def. Norfolk State (Atlanta, Ga.), 24-23

THURSDAY, AUGUST 29

ULM def. Jackson State, 30-14
Arkansas def. UAPB (Little Rock, Ark.), 70-0
UAB def. Alcorn State, 41-3

SATURDAY, AUGUST 31

Florida A&M def. South Carolina State, 22-18
Tennessee State def. Mississippi Valley State 41-21
South Florida def. Bethune-Cookman, 48-3
*Texas Southern def. Prairie View A&M, 27-9
Auburn def. Alabama A&M, 73-3
Louisiana def. Grambling State, 40-10
McNeese State def. Southern, 21-7

SUNDAY, SEPTEMBER 1

North Carolina Central def. Alabama State (Miami, Fla.), 31-24

SATURDAY, SEPTEMBER 7

Mercer def. Bethune-Cookman, 31-2
(12) Miami (Fla.) def. Florida A&M, 56-9
Alabama State def. Miles, 24-3
Alabama A&M def. Kentucky State, 49-7
Grambling State def. Tuskegee, 37-20
Jackson State def. Lane, 58-7
Rice def. Texas Southern, 69-7
Southern def. Savannah State, 42-10
Northwestern State def. Prairie View A&M, 37-31
Lamar def. Mississippi Valley State, 28-14
Vanderbilt def. Alcorn State, 55-0
UAPB def. Arkansas Baptist, 73-0

SATURDAY, SEPTEMBER 14

Michigan State def. Prairie View A&M, 40-0
Western Michigan def. Bethune-Cookman, 59-31
Jackson State def. Southern, 33-15
Murray State def. Mississippi Valley State, 59-8
Samford def. Alabama State, 12-7
Tennessee State def. UAPB, 41-28
Alcorn State def. Edward Waters, 38-7
Grambling def. Texas A&M-Commerce, 35-28 (ot)
Alabama A&M def. Georgetown (Ky.), 24-19

SATURDAY, SEPTEMBER 21

Clark-Atlanta def. Bethune-Cookman, 38-37
Nicholls def. Mississippi Valley State, 66-0
Central Arkansas def. UAPB, 56-17
Austin Peay def. Alabama A&M, 59-16
Troy def. Florida A&M, 34-12
Grambling State def. Jackson State, 41-20
Southern def. Prairie View A&M, 31-24 (ot)
Lamar def. Texas Southern, 20-17
McNeese State def. Alcorn State, 42-14

SATURDAY, SEPTEMBER 28

*Alcorn State def. Mississippi Valley State, 42-21
*Alabama State def. Bethune-Cookman, 26-21
*Alabama A&M at Florida A&M, ppd. - Hurricane Helene
*Prairie View A&M def. Grambling State, 36-34 (5 ot)
*Jackson State def. Texas Southern, 43-14

SATURDAY, OCTOBER 5

*Alcorn State def. UAPB, 38-28
*Florida A&M def. Alabama State, 28-13
Texas Southern def. Virginia-Lynchburg, 28-10
*Jackson State def. Alabama A&M, 45-38
Incarnate Word def. Prairie View A&M, 56-28
Nicholls def. Southern, 51-7

FRIDAY, OCTOBER 11

*UAPB def. Prairie View A&M, 21-17

SATURDAY, OCTOBER 12

*Alabama A&M def. Bethune-Cookman, 56-12
*Alabama State def. Mississippi Valley State 54-17
*Alcorn State def. Grambling State, 17-15
*Southern def. Texas Southern, 22-19 (ot)

SATURDAY, OCTOBER 19

*Grambling State def. UAPB, 31-21
*Bethune-Cookman def. Mississippi Valley State, 20-10
*Jackson State def. Florida A&M, 35-21
*Southern def. Alcorn State, 24-14

SATURDAY, OCTOBER 26

*Mississippi Valley State at UAPB 2 p.m.
*Jackson State at Bethune-Cookman 2 p.m.
*Texas A&M-Commerce at Prairie View A&M 2 p.m.
*Alabama State vs. Alabama A&M (Birmingham, Ala.) 2:30 p.m.
*Southern at Florida A&M 6 p.m.
*Grambling State at Texas Southern 6 p.m.

SATURDAY, NOVEMBER 2

*Southern at Alabama A&M TBD
*Prairie View A&M at Mississippi Valley State TBD
*UAPB at Jackson State 2 p.m.
*Grambling State at Bethune-Cookman 2 p.m.
*Texas Southern at Florida A&M 3 p.m.
*Alcorn State at Alabama State 4 p.m.

SATURDAY, NOVEMBER 9

*Texas Southern at Alcorn State TBD
*Alabama A&M at UAPB 2 p.m.
*Mississippi Valley State at Jackson State 2 p.m.
*Alabama State at Grambling State 2 p.m.
*Bethune-Cookman at Southern 2 p.m.
*Florida A&M at Prairie View A&M 2 p.m.

*SWAC game

SWAC PLAYERS OF THE WEEK

OFFENSE

Week 1	Daniel Richardson, Florida A&M
Week 2	Myles Crawley, Grambling State
Week 3	Mekhi Hagens UAPB
Week 4	Cam'Ron Ransom, Bethune-Cookman
Week 5	Jacobian Morgan, Jackson State Jacorian Sewell Alcorn State
Week 6	Jacobian Morgan, Jackson State
Week 7	Xavier Lankford, Alabama A&M Kareem Keyes, Alabama State
Week 8	Irv Mulligan, Jackson State Kendric Rhymes, Southern
Week 9	
Week 10	
Week 11	
Week 12	

DEFENSE

Week 1	Michael Oppong, Florida A&M
Week 2	Tregwan Thomas, Alabama State
Week 3	Andrew Jones, Grambling State
Week 4	Brenden Barley, Grambling State
Week 5	Edwin Summerour, Alcorn State
Week 6	Tru Thompson, Jackson State
Week 7	Stemarion Edwards, Alcorn State
Week 8	Andrew Jones, Grambling State
Week 9	
Week 10	
Week 11	
Week 12	

SPECIAL TEAMS

Week 1	A.J. Gates, Alabama State
Week 2	Joshua Griffin, Southern
Week 3	Darnell Deas, Bethune-Cookman
Week 4	Cameron Gillis, Florida A&M
Week 5	Brandon Gilliam, Alabama State
Week 6	Travis Terrell Jr., Jackson State
Week 7	Guillermo Garcia-Rodriguez, Prairie View A&M
Week 8	Johnny Schifano, Grambling State
Week 9	
Week 10	
Week 11	
Week 12	

NEWCOMER

Week 1	Danny Green, Jr., Texas Southern
Week 2	Cam'Ron McCoy, Jackson State Czavian Teasett, Southern
Week 3	Xzavier Vaughn, Alcorn State
Week 4	Quintell Quinn, Texas Southern
Week 5	Travis Terrell Jr., Alabama State
Week 6	Javonnie Gibson, UAPB
Week 7	JaVonnie Gibson, UAPB
Week 8	Dennis Palmer, Bethune-Cookman
Week 9	
Week 10	
Week 11	
Week 12	

THE TAYLOR FILE

Born	September 22, 1978
Hometown	Magnolia, Miss.
Wife	Dawn
Children	Tre and Tylan

COACHING HISTORY

Year	School	Position
2005	Coahoma	quarterbacks/receivers
2006-11	Coahoma	offensive coordinator
2012-13	Texas Southern	wide receivers
2014	NC Central	co-offensive coordinator
2017-18	NC Central	offensive coordinator
2019-2020	Jackson State	wide receivers/tight ends
2021-22	Jackson State	offensive coordinator
2023-	Jackson State	head coach

PLAYING HISTORY

Year	School/Team
1999-2001	Jackson State
2002-03	New England Patriots
2003	Frankfurt Galaxy
2003	Amsterdam Admirals
2003	Detroit Lions

RECORD AGAINST OPPONENTS

Alabama A&M	2-0
Alabama State	0-1
Alcorn State	0-1
Bethune-Cookman	1-0
Florida A&M	1-1
Grambling State	0-1
Lane	1-0
Mississippi Valley State	1-0
South Carolina State	1-0
Southern	2-0
Texas Southern	2-0
Texas State	0-1
UAPB	1-0
ULM	0-1



HEAD COACH T.C. TAYLOR

One of the greatest Jackson State Football Tigers to ever don the Blue and White has ascended to the position of Head Coach at his alma mater. T.C. Taylor was named the 22nd head coach for JSU football. He officially took the reins of the program following the conclusion of the Celebration Bowl.

The former JSU quarterback and wide receiver has been a part of the Jackson State football staff since 2019, coaching tight ends and wide receivers, and has played a key role in an historic run over the past two seasons of Tiger football. JSU posted a 23-3 record over the previous two seasons prior to Taylor taking over the program, winning back-to-back Southwestern Athletic Conference championships and posting consecutive undefeated conference seasons before finishing 7-4 in 2023.

In his first season at the helm of the Tigers, Taylor led the team to a second-place finish in the East Division. They finished fourth in the conference in scoring at 27.3 points per game and third in rushing with 1,778 yards on 397 attempts for an average of 161.6 yards per game. They also finished second in passing at 227.7 yards per game, and were the best team offensively in the conference at 389.4 yards per game. Defensively, the team finished fifth in the conference in scoring and fourth in total defense.

As an assistant coach at JSU, Taylor has helped develop some of the best receivers in the SWAC. During the abbreviated Spring 2021 season, he tutored WR Daylen Baldwin, who led the SWAC in receiving yards (540) and touchdowns (seven). During the Fall 2021 season, Malachi Wideman tied for the conference lead with 12 touchdown receptions, while Keith Corbin ranked second in both receptions (69) and yards (921) and tied for seventh in touchdowns. In 2022, Dallas Daniels ranked second in the SWAC in receptions (60), third in receiving yards (666), and fourth in touchdowns (six). Shane Hooks ranked third in the SWAC in receptions (59) and third in both receiving yards (705) and receiving touchdowns (10). Prior to the 2022 season, Taylor was selected for an NFL coaching fellowship with the Tennessee Titans.

A native of McComb, Miss., Taylor played quarterback and wide receiver at Jackson State from 1998-2001, starting off as a signal caller for two-and-a-half seasons before switching to wide receiver. In just 19 games as a receiver, he amassed 188 catches for 1,793 yards. As a senior at Jackson State, Taylor broke the JSU single-season record with 84

receptions for 1,234 yards and 11 touchdowns, earning NCAA Division I-AA Third-Team All-America honors from The Sports Network and First-Team Black College All-America recognition from Sheridan Broadcasting Network. He was also the runner-up for the 2001 Conerly Trophy, presented to Mississippi's top college football player, behind Eli Manning.

Prior to returning to JSU as assistant coach in 2019, Taylor coached at North Carolina Central from 2014-18, where he coached quarterbacks and served as offensive coordinator.

At NCCU, Taylor helped guide the Eagles to three MEAC championships (2014, 2015, 2016), and in 2016 went unbeaten in conference play and qualified for the Air Force Reserve Celebration Bowl.

In 2016 and under Taylor's guidance, NCCU set a record for total offense in a single season (4,614). Also, in 2014, Taylor's unit set a program record for passes completed in a season (227). From 2014 to 2018, Taylor coached 28 All-MEAC offensive players and five All-Americans. In 2016 and under Taylor's tutoring, Malcolm Bell was a finalist for the 2016 Black College Football Player of the Year.

Bell was also a three-time All-MEAC quarterback (2014, 2015, 2016) and set the program record for total offense (7,844 yards) and career completion percentage (56.6 percent) and was second in passing yards (6,340).

Taylor spent the prior two seasons (2012-13) at Texas Southern University as wide receivers coach and recruiting coordinator. From 2005-11, he coached at Coahoma Community College in Clarksdale, Miss., starting as the quarterbacks and wide receivers coach and spending the final six years as offensive coordinator. His offenses ranked among the top five in Mississippi junior colleges in total yards for four straight seasons from 2007-10.

Taylor signed as a rookie free agent with the New England Patriots in 2002, played wide receiver for the NFL Europe World Bowl XI champion Frankfurt Galaxy in 2003, and participated in the 2003 NFL preseason with the Detroit Lions before a nagging injury ended his playing career.

Taylor graduated from Jackson State with a bachelor's degree in health, physical education and recreation in 2005. He is married to Dawn, and they have two sons, Tre and Tylan.

NUMERICAL ROSTER

NO	PLAYER	POS	HT	WT	YR	HOMETOWN / HIGH SCHOOL / PREVIOUS SCHOOL
0	Jeremiah Williams	DL	6-2	285	R-Sr.	Lexington, Miss. / Holmes County CC
0	Travis Terrell	RB	5-8	165	Fr.	Atlanta, Ga. / Creekside HS
1	Kev'ric Wiggins	DB	6-0	178	Sr.	Houston, Texas / Klein Collins HS / ULM
1	Rico Powers	WR	6-2	175	R-Jr.	Savannah, Ga. / Hapeville Academy / South Carolina
2	Joshua Nobles	DL	6-4	225	R-Jr.	Camden, N.J. / Woodrow Wilson HS / Western Michigan
2	Ja'Naylon Dupree	WR	5-9	160	Fr.	Philadelphia, Miss. / Neshoba Central HS
3	Robert McDaniel	S	6-2	205	Gr.	Jackson, Miss. / Terry HS / Mississippi College
3	Zy McDonald	QB	6-0	185	Jr.	Ridgeland, Miss. / Ridgeland HS / Louisiana
4	Tyquan Henderson	WR	6-3	200	Sr.	Canton, Miss. / Canton HS / Copiah Lincoln CC / Southern Miss
4	Tru Thompson	DL	6-1	281	Jr.	Grayson, Ga. / Grayson HS / Florida State
5	Cameron Smith	DB	6-2	198	R-Jr.	Cleveland, Ohio / Euclid HS / Eastern Michigan
5	Irv Mulligan	RB	5-10	205	Gr.	Beaufort, S.C. / Whale Branch Early College HS / Wofford
6	Cam'Ron McCoy	QB	6-1	192	So.	St. Louis, Mo. / Middletown HS / Eastern Michigan
6	Esaias Guthrie	DB	6-1	183	5th	Wilmington, Del. / Middletown HS / Delaware State
7	Jameel Gardner, Jr.	WR	6-1	172	So.	Detroit, Mich. / Cass Technical HS / Kent State
7	Reid Pulliam	LB	6-3	220	Jr.	Belton, Texas / Life Christian HS / Holmes CC / Trinity Valley CC
8	J.D. Martin	RB	6-1	195	Sr.	Wetumpka, Ala. / East Central CC / Wetumpka HS
8	Jaeden Ward	LB	6-1	230	R-Sr.	Wallis, Texas / Brazos HS / Trinity Valley CC / Northwestern St.
9	B.J. Washington	DB	6-0	195	So.	Flora, Miss. / Madison Central HS / NW Mississippi CC
9	Fabian McCray	WR	6-2	192	Gr.	Chicago, Ill. / Phillips HS / Northern Illinois
10	Mike Smith III	RB	5-10	170	Fr.	Dayton, Ohio / Trotwood-Mason HS
11	Allen Walker	DL	6-2	234	Sr.	Alpharetta, Ga. / Milton HS / Louisiana Tech
11	Isaiah Spencer	WR	6-2	185	So.	Flora, Miss. / Madison Central HS
12	Nireek Sharpe	DB	6-0	165	Fr.	Atlanta, Ga. / Stockbridge HS
12	Parker Stofa	QB	6-3	210	Fr.	Converse, Texas / Judson HS
13	Day Day Bright	DB	5-11	170	Sr.	Lancaster, Calif. / Chaminade Prep / Portland State
13	Richard Mays	WR	6-1	200	Jr.	Ridgeland, Miss. / Ridgeland HS / Southern Miss
15	Jacobian Morgan	QB	6-4	229	Jr.	Canton, Miss. / Canton HS / Syracuse
16	Micah Cherry	DB	6-3	172	R-Jr.	Petal, Miss. / Petal HS / Toledo
16	Joanes Fortilien	WR	6-5	220	R-So.	Orlando, Fla. / Dr. Phillips HS
17	KJ Chisholm	DB	6-0	160	Fr.	Beaufort, S.C. / Whale Branch HS
17	Erick Simmons	WR	6-0	185	Sr.	Greenville, Miss. / Greenville HS
18	Austin Edmonds	LB	6-1	231	Sr.	Wilmington, Del. / Delaware Military Academy / Bryant
18	Bryson Moss	RB	5-10	194	Sr.	Newnan, Ga. / Newnan HS / Eastern Michigan
19	Brandon Mitchell	DB	6-3	180	Fr.	Memphis, Tenn. / Middle College HS
19	Kobe Paul	WR	6-0	171	R-So.	Dallas, Texas / Trinity Christian HS
21	Desmond Moultrie	RB	5-11	208	Sr.	Arlington, Texas / Lamar HS
22	Nate Blount IV	RB	5-10	230	Fr.	Brandon, Miss. / Brandon HS
23	Javarian Jenkins	LB	6-3	215	Sr.	Hattiesburg, Miss. / Oak Grove HS / ULM / Jones CC
24	Anthony Petty	DB	5-19	177	Sr.	Wiggins, Miss. / Stone HS
25	Shamar Hawkins	DB	5-11	190	Jr.	Chicago, Ill. / Williams Field HS / Mount San Antonio
26	Josh Higgins	DB	6-0	180	Gr.	Fresno, Calif. / Buchanan HS / Weber State
26	Javion Posey	WR	6-1	215	Gr.	Greenville, Ala. / Greenville HS / Florida Atlantic
27	Ahmad Miller	RB	6-0	210	So.	Memphis, Tenn. / Whitehaven HS
28	Joe Perkins	DB	6-0	196	R-Jr.	Jackson, Miss. / Madison-Ridgeland Academy / FIU
29	Kobe Boykin	RB	5-8	155	Fr.	Orange, Calif. / Orange HS
30	Ashton Taylor	LB	6-1	223	R-So.	Hoover, Ala. / Hoover HS / Tennessee Tech
31	Frankie Dunn, Jr.	DB	5-8	168	R-Jr.	Clinton, Miss. / Feliciana HS
32	Daved Jones, Jr.	LB	6-1	228	Sr.	Cincinnati, Ohio / Lakota West HS / Cincinnati
33	John Brown	DL	6-1	258	Gr.	Jackson, Miss. / Provine HS
35	Leilani Armenta	K/P	5-7	170	R-Fr.	Ventura, Calif. / St. Bonaventure HS
36	Ezequiel Johnson	RB	5-9	190	R-Jr.	Brunswick, N.J. / South Brunswick HS / Southern Connecticut
37	Donovan Warren	P/K	6-1	208	Sr.	Santa Cruz, Calif. / Santa Cruz County / Gannon
38	Gerard Baeza	K/P	5-8	175	R-Jr.	Boaz, Ala. / Boaz HS / Kentucky State
39	Phillip Webb	DL	6-5	265	Sr.	Sugar Hill, Ga. / Lanier HS / LSU
40	Braxton Barney	DL	6-3	223	Fr.	Madison, Miss. / Madison Central HS
41	Avery Salerno	K/P	6-0	220	So.	Clemmons, N.C. / West Forsyth HS / Chowan
43	Jace Ward	DL	6-3	220	Fr.	Carrollton, Ga. / Carrollton HS
44	Hunter Burns	LS	6-0	207	Sr.	Charleston, W.V. / South Charleston HS / Marshall
45	Kenneth Jiles, Jr.	TE	6-5	235	R-So.	Springfield, Ohio / Springfield HS / San Diego State
46	Jaylin Acker	DB	6-1	217	Fr.	Gulfport, Miss. / Pass Christian HS
47	Jalen Ballard	K/P	6-2	190	R-So.	Brandon, Miss. / Holmes CC / Brandon HS
48	Matt Noll	P/K	6-0	200	Gr.	Robeson, Penn. / Conrad Weiser HS / Delaware State
49	Emari Matthews	RB	5-7	220	R-So.	Midlothian, Texas / Trinity Christian HS
50	Tymon Wells	DL	6-2	285	Jr.	Hollandale, Miss. / Simmons HS / Coahoma CC

ALPHABETICAL ROSTER

NO	NAME	POS
35	Leilani Armenta	K/P
38	Gerard Baeza	K/P
47	Jalen Ballard	K/P
40	Braxton Barney	DL
93	Zalan Barrett	DL
65	Mason Barton	OL
85	Darren Bennett	TE
22	Nate Blount IV	RB
95	Kazarius Bowie	DL
29	Kobe Boykin	RB
13	Day Day Bright	DB
33	John Brown	DL
61	Cyson Burk	OL
44	Hunter Burns	LS
16	Micah Cherry	CB
67	Success Chikezie	OL
17	KJ Chisholm	DB
94	Stanley Cooks	DL
53	Jamarion Davis	LB
79	Quaveon Davis	OL
75	Xavion Davis	OL
97	Zale Day	DL
31	Frankie Dunn, Jr.	DB
2	Ja'Naylon Dupree	WR
18	Austin Edmonds	LB
70	Kirk Ford, Jr.	OL
16	Joanes Fortilien	WR
55	Douglas Fowler	OL
7	Jameel Gardner	WR
96	Zyon Gilmore	DL
6	Esaias Guthrie	S
51	J'Cori Hargon	LB
25	Shamar Hawkins	DB
4	Tyquan Henderson	WR
71	Evan Henry	OL
26	Josh Higgins	DB
46	Derrell Holston	LB
58	Cameron James	OL
23	Javarian Jenkins	LB
45	Kenneth Jiles, Jr.	TE
36	Ezequiel Johnson	RB
89	Marcardi Johnson	WR
32	Daved Jones, Jr.	LB
66	Jackson King	OL
90	Dimonyai Lacey	DL
88	Marvin Landy	TE
60	Devin Love	OL
82	Logan Mack	WR
8	J.D. Martin	RB
98	Tyas Martin	DL
48	Emari Matthews	RB
13	Richard Mays	WR
6	Cam'Ron McCoy	QB
9	Fabian McCray	WR
3	Robert McDaniel	S
3	Zy McDonald	QB
27	Ahmad Miller	RB
19	Brandon Mitchell	DB
15	Jacobian Morgan	QB
18	Bryson Moss	RB
21	Desmond Moultrie	RB
5	Irv Mulligan	RB
2	Joshua Nobles	DL
48	Matt Noll	P/K
57	Bryce Owens	LB

NUMERICAL ROSTER

NO	PLAYER	POS	HT	WT	YR	HOMETOWN / HIGH SCHOOL / PREVIOUS SCHOOL
51	J'Cori Hargon	LB	6-1	215	So.	Frisco, Texas / Lone Star HS / Mary-Hardin Baylor
53	Jamarion Davis	LB	5-11	190	Fr.	Fort Pierce, Fla. / Fort Pierce Central HS
54	Earick Williams III	LB	5-11	205	Fr.	Hawthorne, Fla. / Vanguard HS
55	Douglas Fowler	OL	6-3	315	Jr.	Dunnellon, Fla. / Dunnellon HS / Dodge City CC
56	Athen Smith	DL	6-2	260	Gr.	Lexa, Ark. / Barton HS / UAPB
57	Bryce Owens	LB	6-0	225	Fr.	Raymond, Miss. / Jackson Academy
58	Cameron James	OL	6-3	320	Jr.	Chicago, Ill. / Simeon Career Academy / Minnesota
60	Devin Love	OL	6-4	317	Fr.	Shreveport, La. / Lewisville HS
61	Cyson Burk	OL	6-3	270	Fr.	Ridgeland, Miss. / Ridgeland HS
62	Almetris Smith, Jr.	OL	6-0	285	R-Jr.	Clarksdale, Miss. / Clarksdale HS / Coahoma CC
64	Brian Williams, Jr.	OL	6-1	320	Fr.	Atlanta, Ga. / Creekside HS
65	Mason Barton	OL	6-4	310	Fr.	West Memphis, Ark. / West Memphis HS
66	Jackson King	OL	6-3	300	Fr.	Milwaukee, Wisc. / Rufus King HS
67	Success Chikezie	OL	6-2	292	Fr.	Ottawa, Ontario, Canada / St. Pius X HS
68	Zyon Walker	DL	6-1	290	Sr.	Memphis, Tenn. / Whitehaven HS / South Alabama
69	Dequarious White	OL	6-4	333	Fr.	Lexington, Miss. / Holmes Central HS
70	Kirk Ford, Jr.	OL	6-5	308	Sr.	Keller, Texas / Keller HS / Navarro College
71	Evan Henry	OL	6-4	324	Gr.	Dallas, Texas / Desoto HS / ULM
72	Isaiah Villanneuva	OL	6-2	279	R-Fr.	Katy, Texas / Paetow HS / North Texas
73	Kai Gadson	OL	6-3	295	R-Fr.	Tampa, Fla. / Tampa Bay Tech / Bethune-Cookman
74	D'Andre Townes-Blue	OL	6-5	329	Jr.	Willow Grove, Penn. / Abington HS / Lackawanna College
75	Xavion Davis	OL	6-5	360	Fr.	Port St. Lucie, Fla. / Lewisville HS
76	Antonio Ross, Jr.	OL	6-5	332	Fr.	Flowood, Miss. / Hartfield Academy
77	Bruno Zandamela	OL	6-8	310	R-So.	Clearwater, Fla. / Clearwater Academy
79	Quaveon Davis	OL	6-7	350	Fr.	Port St. Lucie, Fla. / Lewisville HS
81	Jency Riley	TE	6-3	225	R-Jr.	Greensburg, La. / St. Helena College & Career Academy
82	Logan Mack	WR	6-3	192	Sr.	Gilbert, Ariz. / Higley HS / Ottawa
83	Sebastien Saint-Louis	TE	6-3	225	Fr.	Boca Raton, Fla. / Boca Raton HS
84	Kendarrius Smith	TE	6-4	230	R-Jr.	Jackson, Miss. / Jackson Prep / Holmes CC
85	Darren Bennett	TE	6-4	250	Sr.	Elkins Park, Penn. / Cheltenham HS / North Carolina A&T
86	Derek Scott	TE	6-3	215	R-Fr.	Clinton, Miss. / Clinton HS
88	Marvin Landy	TE	6-4	235	Sr.	Lakeland, Fla. / Jenkins HS / Tarleton State / Florida Atlantic
89	Macardi Johnson	WR	5-10	180	So.	Macon, Miss. / Noxubee County HS / Hinds CC
90	Dimonyai Lacey	DL	6-3	288	Jr.	Eufaula, Ala. / Eufaula HS / NW Mississippi CC
93	Zalan Barrett	DL	5-11	260	Jr.	Moorhead, Miss. / Morton HS / Mississippi Delta CC
94	Stanley Cooks II	DL	6-2	314	Fr.	Gainesville, Fla. / Hawthorne HS
95	Kazarius Bowie	DL	6-1	265	Sr.	Jackson, Miss. / Brandon HS / Mississippi College
96	Zyon Gilmore	DL	6-1	360	R-Fr.	McComb, Miss. / McComb HS
97	Zale Day	DL	6-3	240	Fr.	Chicago, Ill. / Carmel HS
98	Tyas Martin	DL	6-4	330	Jr.	Helena, Ark. / Jacksonville HS / Colorado
	Ethan Terrell	QB	6-2	195	Fr.	Detroit, Mich. / Lewisville HS

Head Coach: T.C. Taylor

Associate Head Coach: Otis Riddley

Defensive Coordinator/Defensive Backs: Torenzo Quinn

Run Game Coordinator/Offensive Line: Manny Ramirez

Running Backs: Eric Gallon

Quarterbacks: Rip Kirk

Linebackers: Chris Orr

Defensive Run Game Coordinator/Defensive Line: Kali James

Cornerbacks: Mario Magana, Jr.

Special Teams Coordinator/Outside Linebackers: Javancy Jones

Defensive Analyst: Tenoa Alex, Jr.

Defensive Analyst: Aaron Jackson

Offensive Analyst: Kaleb Graham

Offensive Analyst: Bobby Mitchell

ALPHABETICAL ROSTER

NO	NAME	POS
19	Kobe Paul	WR
28	Joe Perkins	S
24	Anthony Petty	DB
26	Javion Posey	WR
1	Rico Powers	WR
7	Reid Pulliam	LB
81	Jency Riley	TE
76	Antonio Ross, Jr.	OL
83	Sebastien Saint-Louis	TE
41	Avery Salerno	K/P
86	Derek Scott	TE
12	Nireek Sharpe	DB
17	Erick Simmons	WR
62	Almetris Smith	OL
56	Athen Smith	DL
5	Cameron Smith	S
84	Kendarrius Smith	TE
10	Mike Smith III	RB
11	Isaiah Spencer	WR
10	Parker Stofa	QB
30	Ashton Taylor	LB
	Ethan Terrell	QB
0	Travis Terrell	RB
4	Tru Thompson	DL
74	D'Andre Townes-Blue	OL
72	Isaiah Villanneuva	OL
11	Allen Walker	DL
68	Zyon Walker	DL
43	Jace Ward	DL
8	Jaeden Ward	LB
37	Donovan Warren	P/K
9	B.J. Washington	S
39	Phillip Webb	DL
50	Tymon Wells	DL
69	Dequarious White	OL
1	Kevin Wiggins, Jr.	CB
64	Brian Williams, Jr.	OL
54	Earick Williams III	LB
0	Jeremiah Williams	DL
77	Bruno Zandamela	OL

ROSTER BREAKDOWN / STATE & COUNTRY

ALABAMA (5)

Gerard Baeza (Boaz)
Dimonyai Lacey (Eufaula)
J.D. Martin (Wetumpka)
Javion Posey (Greenville)
Ashton Taylor (Hoover)

ARIZONA (1)

Logan Mack (Gilbert)

ARKANSAS (3)

Mason Barton (West Memphis)
Tyas Martin (Helena)
Athen Smith (Lexa)

CALIFORNIA (5)

Leilani Armenta (Ventura)
Kobe Boykin (Orange)
Day Day Bright (Lancaster)
Josh Higgins (Fresno)
Donovan Warren (Santa Cruz)

DELAWARE (2)

Austin Edmonds (Wilmington)
Esaiah Guthrie (Wilmington)

FLORIDA (10)

Stanley Cooks (Gainesville)
Quaveon Davis (Port St. Lucie, Fla.)
Xavion Davis (Port St. Lucie, Fla.)
Joanes Fortilien (Orlando)
Douglas Fowler (Dunnellon)
Kai Gadson (Tampa)
Marvin Landy (Lakeland)
Sebastien Saint-Louis (Boca Raton)
Erick Williams (Hawthorne)
Bruno Zandamela (Clearwater)

GEORGIA (10)

Derrell Holston (Stone Mountain)
Bryson Moss (Newnan)
Rico Powers (Atlanta)
Nireek Sharpe (Atlanta)
Travis Terrell (Atlanta)
Tru Thompson (Loganville)
Allen Walker (Alpharetta)
Jace Ward (Carrollton)
Phillip Webb (Sugar Hill)
Brian Williams Jr. (Atlanta)

ILLINOIS (3)

Shamar Hawkins (Chicago)
Cameron James (Chicago)
Fabian McCray (Chicago)

INDIANA (1)

Tavarious Easley-Jones (Fort Wayne)

LOUISIANA (3)

Frankie Dunn, Jr. (Clinton)
Devin Love (Shreveport)
Jency Riley (Greensburg)

MICHIGAN (2)

Jameel Gardner (Detroit)
Ethan Terrell (Detroit)

MISSISSIPPI (35)

Jaylin Acker (Gulfport)
Jalen Ballard (Brandon)
Braxton Barney (Madison)
Zalan Barrett (Morton)
Nate Blount IV (Hattiesburg)
Kazarius Bowie (Jackson)
John Brown (Jackson)
Cyson Burk (Ridgeland)
Micah Cherry (Petal)
Emahd Dabney (Jackson)
Frankie Dunn, Jr. (Clinton)
Ja'Naylon Dupree (Philadelphia)
Zyon Gilmore (McComb)
JD Granger (Natchez)
Tyquan Henderson (Canton)
Eric Hughes (Jackson)
Javarian Jenkins (Hattiesburg)
Marcardi Johnson (Macon)
Robert McDaniel (Jackson)
Richard Mays (Ridgeland)
Zy McDonald (Ridgeland)

Jacobian Morgan (Canton)
Bryce Owens (Raymond)
Joe Perkins (Jackson)
Anthony Petty (Wiggins)
Antonio Ross, Jr. (Flowood)
Derek Scott (Clinton)
Erick Simmons (Greenville)
Almetris Smith (Clarksdale)
Kendarrius Smith (Jackson)
Isaiah Spencer (Flora)
B.J. Washington (Flora)
Tymon Wells (Hollandale)
Dequarius White (Lexington)
Jeremiah Williams (Lexington)

MISSOURI (1)

Cam'Ron McCoy (St. Louis)

NEW JERSEY (2)

Ezequiel Johnson (Brunswick)
Joshua Nobles (Camden)

NORTH CAROLINA (1)

Avery Salerno (Clemmons)

OHIO (4)

Kenneth Jiles, Jr. (Springfield)
Daved Jones, Jr. (Cincinnati)
Cameron Smith (Cleveland)
Mike Smith (Dayton)
Darren Bennett (Elkins Park)
Matt Noll (Robesonia)
D'Andre Townes-Blue (Willow Grove)

SOUTH CAROLINA (2)

KJ Chisholm (Beaufort)
Irv Mulligan (Beaufort)

TENNESSEE (3)

Ahmad Miller (Memphis)
Brandon Mitchell (Memphis)
Zyon Walker (Memphis)

TEXAS (11)

Kirk Ford, Jr. (Keller)
Evan Henry (Dallas)
Emari Matthews (Midlothian)
J'Cori Morgan (Frisco)
Desmond Moultrie (Arlington)
Kobe Paul (Dallas)
Reid Pulliam (Belton)
Parker Stofa (Converse)
Isaiah Villanneuva (Houston)
Jaeden Ward (Wallis)
Kev'Ric Wiggins (Spring)

WEST VIRGINIA (1)

Hunter Burns (Charleston)

WISCONSIN (1)

Jackson King (Milwaukee)

CANADA (1)

Success Chikezie (Ottawa, Ontario)

ROSTER BREAKDOWN / BY POSITION

DEFENSIVE BACK (18)

Jaylin Acker (Gulfport, Miss.)
Day Day Bright (Lancaster, Calif.)
Micah Cherry (Petal, Miss.)
KJ Chisholm (Beaufort, S.C.)
Emahd Dabney (Jackson, Miss.)
Frankie Dunn, Jr. (Clinton, La.)
Esaiah Guthrie (Wilmington, Del.)
Shamar Hawkins (Chicago, Ill.)
Derrell Holston (Stone Mountain, Ga.)
Eric Hughes (Jackson, Miss.)
Robert McDaniel (Jackson, Miss.)
Brandon Mitchell (Memphis, Tenn.)
Joe Perkins (Jackson, Miss.)
Anthony Petty (Wiggins, Miss.)
Nireek Sharpe (Atlanta, Ga.)
Cameron Smith (Cleveland, Ohio)
B.J. Washington (Flora, Miss.)
Kev'ric Wiggins (Spring, Texas)

DEFENSIVE LINE (18)

Braxton Barney (Madison, Miss.)
Zalan Barrett (Morton, Miss.)
Kazarius Bowie (Jackson, Miss.)
John Brown (Jackson, Miss.)
Stanley Cooks (Gainesville, Fla.)
Anthony Cunningham (Belleville, Ill.)
Zyon Gilmore (McComb, Miss.)
JD Granger (Natchez, Miss.)
Tyas Martin (Helena, Ark.)
Joshua Nobles (Camden, N.J.)
Athen Smith (Lexa, Ark.)
Tru Thompson (Loganville, Ga.)
Allen Walker (Alpharetta, Ga.)
Zyon Walker (Memphis, Tenn.)
Jace Ward (Carrollton, Ga.)
Phillip Webb (Sugar Hill, Ga.)
Tymon Wells (Hollandale, Miss.)
Jeremiah Williams (Lexington, Miss.)

LINEBACKER (10)

Jamarion Davis (Fort Pierce, Fla.)
Austin Edmonds (Wilmington, Del.)
Javarian Jenkins (Hattiesburg, Miss.)
Daved Jones, Jr. (Cincinnati, Ohio)
J'Cori Morgan (Frisco, Texas)
Bryce Owens (Raymond, Miss.)
Reid Pulliam (Belton, Texas)
Ashton Taylor (Hoover, Ala.)
Jaeden Ward (Wallis, Texas)
Erick Williams (Hawthorne, Fla.)

LONG SNAPPER (2)

Hunter Burns (Charleston, W.V.)
Anthony Salerno (Clemmons, N.C.)

OFFENSIVE LINE (18)

Mason Barton (West Memphis, Ark.)
Cyson Burk (Ridgeland, Miss.)
Success Chikezie (Ottawa, Ontario, Canada)
Quavon Davis (Port St. Lucie, Fla.)
Xavion Davis (Port St. Lucie, Fla.)
Kirk Ford, Jr. (Keller, Texas)
Douglas Fowler (Dunnellon, Fla.)
Evan Henry (Dallas, Texas)
Cameron James (Chicago, Ill.)
Jackson King (Milwaukee, Wisc.)
Devin Love (Shreveport, La.)
Antonio Ross, Jr. (Flowood, Miss.)
Almetris Smith (Clarksdale, Miss.)
D'Andre Townes-Blue (Willow Grove, Penn.)
Isaiah Villanneuva (Houston, Texas)
Dequarius White (Lexington, Miss.)
Brian Williams (Atlanta, Ga.)
Bruno Zandamela (Clearwater, Fla.)

QUARTERBACK (5)

Cam'Ron McCoy (St. Louis, Mo.)
Zy McDonald (Ridgeland, Miss.)
Jacobian Morgan (Canton, Miss.)
Parker Stofa (Converse, Texas)
Ethan Terrell (Detroit, Mich.)

RUNNING BACK (11)

Nate Blount IV (Brandon, Miss.)
Kobe Boykin (Orange, Calif.)

Ezequiel Johnson (Brunswick, N.J.)
J.D. Martin (Wetumpka, Ala.)
Emari Matthews (Midlothian, Texas)
Ahmad Miller (Memphis, Tenn.)
Bryson Moss (Newnan, Ga.)
Desmond Moultrie (Arlington, Texas)
Irv Mulligan (Beaufort, S.C.)
Mike Smith (Dayton, Ohio)
Travis Terrell (Atlanta, Ga.)

SPECIALISTS (5)

Leilani Armenta (Ventura, Calif.)
Gerard Baeza (Boaz, Ala.)
John Ballard (Brandon, Miss.)
Matt Noll (Robesonia, Penn.)

TIGHT END (7)

Darren Bennett (Elkins Park, Penn.)
Kenneth Jiles, Jr. (Springfield, Ohio)
Marvin Landy (Lakeland, Fla.)
Jency Riley (Greensburg, La.)
Sebastian Saint-Louis (Boca Raton, Fla.)
Derek Scott (Clinton, Miss.)
Kendarrius Smith (Jackson, Miss.)

WIDE RECEIVER (12)

Ja'Naylon Dupree (Philadelphia, Miss.)
Joanes Fortilien (Orlando, Fla.)
Jameel Gardner (Detroit, Mich.)
Tyquan Henderson (Canton, Miss.)
Macardi Johnson (Macon, Miss.)
Fabian McCray (Chicago, Ill.)
Logan Mack (Gilbert, Ariz.)
Richard Mays (Ridgeland, Miss.)
Kobe Paul (Dallas, Texas)
Rico Powers (Atlanta, Ga.)
Erick Simmons (Greenville, Miss.)
Isaiah Spencer (Flora, Miss.)

STARTS (at JACKSON STATE)

QUARTERBACKS	2023	2024
Cam'Rpon McCoy	-	3
Jacobian Morgan	4	4
RUNNING BACKS	2023	2024
J.D. Martin	1	-
Ahmad Miller	-	1
Desmond Moultrie	4	-
Irv Mulligan	6	5
Isaiah Spencer	6	-
Travis Terrell Jr.	-	1
WIDE RECEIVERS	2023	2024
Tyquan Henderson	-	3
Joanes Fortilien	-	6
Fabian McCray	10	3
Kobe Paul	3	-
Rico Powers Jr.	6	2
Isaiah Spencer	-	4
TIGHT END	2023	2024
Marvin Landy	-	6
Jency Riley Jr.	1	-
Sebastien Saint-Louis	-	1
OFFENSIVE LINE	2023	2024
Mason Barton	-	2
Quaveon Davis	6	4
Kirk Ford Jr.	5	7
Evan Henry	9	6
Cameron James	3	3
Almetris Smith, Jr.	-	5
D'Andre Townes-Blue	9	7
DEFENSIVE BACKS	2023	2024
Day Day Bright	-	6
KJ Chisholm	-	1
Esaias Guthrie	9	7
Shamar Hawkins	-	1
Robert McDaniel	-	6
Anthony Petty	6	-
Cameron Smith	-	6
B.J. Washington	3	1
Ke'Vric Wiggins	5	7
DEFENSIVE LINE	2023	2024
Joshua Nobles	-	6
Athen Smith	4	1
Tru Thompson	5	7
Allen Walker	-	2
Phillip Webb	5	2
Jeremiah Williams	9	7
LINEBACKERS	2023	2024
Reid Pulliam	-	7
Ashton Taylor	-	7

WEEK NINE DEPTH CHART*(projected starters - subject to change)***OFFENSE**

LT 70	Kirk Ford Jr. (6-5, 308, Sr.)	65	Mason Barton (6-6, 310, Fr.)
LG 74	D'Andre Townes-Blue (6-5, 315, Jr.)	65	Mason Barton (6-6, 310, Fr.)
C 62	Alemtris Smith, Jr. (6-0, 285, R-Jr.)	64	Brian Williams Jr. (6-3, 340, Fr.)
RG 71	Evan Henry (6-4, 324, Gr.)	75	Xavion Davis (6-5, 360, Fr.)
RT 58	Cameron James (6-8, 320, Jr.)	79	Quaveon Davis (6-7, 350, So.)
TE 88	Marvin Landy (6-4, 235, Sr.)	83	Sebastien Saint-Louis (6-5, 235, So.)
X 16	Joanes Fortilien (6-5, 220, R-So.)	7	Jameel Gardner Jr. (6-1, 172, So.)
Y/H 11	Isaiah Spencer (6-2, 185, So.)	17	Erick Simmons (6-0, 185, Sr.)
Z 4	Tyuan Henderson (6-3, 200, Sr.)	2	Ja'Naylon Dupree (5-9, 165, Jr.)
RB 5	Irv Mulligan (5-10, 205, Gr.)	8	J.D. Martin (6-1, 195, Sr.)
QB 15	Jacobian Morgan (6-4, 227, Jr.)	6	Cam'Ron McCoy (6-1, 192, So.)

DEFENSE

WF 39	Phillip Webb (6-5, 265, Sr.)	11	Allen Walker (6-2, 234, Gr.)
3T 4	Tru Thompson (6-1, 281, Jr.)	95	Kazarius Bowie (6-1, 265, Sr.)
NT 0	Jeremiah Williams (6-3, 285, R-Jr.)	90	Dimonyai Lacey (6-3, 288, Jr.)
RU 2	Joshua Nobles (6-4, 245, Jr.)	33	John Brown Jr. (6-1, 258, Gr.)
WLB 30	Ashton Taylor (6-2, 215, R-So.)	32	Daved Jones Jr. (6-1, 228, Sr.)
MLB 7	Reid Pulliam (6-3, 230, So.)	8	Jaeden Ward (6-1, 230, R-Sr.)
NB 3	Robert McDaniel (6-2, 207, Gr.)	25	Shamar Hawkins (5-11, 190, Jr.)
CB 13	Day Day Bright (5-11, 170, Sr.)	12	Nireek Sharpe (6-0, 165, Fr.)
FS 6	Esaias Guthrie (6-1, 183, 5th)	24	Anthony Petty (5-9, 177, Sr.)
SS 5	Cameron Smith (6-2, 198, R-Jr.)	9	B.J. Washington (6-0, 195, So.)
CB 1	Ke'Vric Wiggins (6-0, 178, Sr.)	17	KJ Chisholm (6-0, 165, Fr.)





















SPECIAL TEAMS

K 38	Gerardo Baeza (5-8, 175, R-Jr.)	37	Donovan Warren (6-1, 208, Sr.)
P 48	Matt Noll (6-0, 200, Gr.)	37	Donovan Warren (6-1, 208, Sr.)
HD 48	Matt Noll (6-0, 200, Gr.)		
KOS 37	Donovan Warren (6-1, 208, Sr.)	38	Gerardo Baeza (5-8, 175, R-Jr.)
LS 41	Anthony Salerno (6-0, 220, So.)	44	Hunter Burns (6-1, 225, Sr.)
KR 0	Travis Terrell, Jr. (5-8, 165, Fr.)	2	Ja'Naylon Dupree (5-9, 165, Jr.)
PR 0	Travis Terrell, Jr. (5-8, 165, Fr.)	2	Ja'Naylon Dupree (5-9, 165, Jr.)

PRONUNCIATION GUIDE

LEILANI ARMENTA	Lay-lan-E Ar-mint-uh
Gerardo BAEZA	Bay-zuh
ZALAN Barrett	Zay-lun
KAZARIUS Bowie	Kuh-za-ree-us
Success CHIKEZIE	Chick-E-zee
QUAVEON Davis	Quay-vee-ahn
XAVION Davis	Zay-vee-ahn
JOANES FORTILIE	Jo-nus For-till-E-un
TYQUAN Henderson	Tie-Quan

DIMONYAI Lacey	Dee-mahn-yah
FABIAN McCray	Fay-bee-ahn
Matt NOLL	No-ll
KE'VRIC Wiggins	Kev-rick
Bruno ZANDAMELA	Zan-duh-mel-uh

LT		70 KIRK FORD, JR. 6-5, 308, Sr.	<ul style="list-style-type: none"> Named Phil Steele Preseason All-Conference. Played in nine games... Helped offense average 161.6 yards per game running the football and 227.7 yards passing... Helped amass 389.4 yards per game offensively. 					
		65 MASON BARTON 6-6, 310, Fr.	<ul style="list-style-type: none"> Played at West Mephis High School in West Memphis, Arkansas where he was named all-conference in football and track. Started last game against Grambling (9/21/24) at left tackle. 					
LG		74 D'ANDRE TOWNES-BLUE 6-5, 315, Jr.	<ul style="list-style-type: none"> Played in 11 games... Helped offense average 161.6 yards per game running the football and 227.7 yards passing... Helped amass 389.4 yards per game offensively. 					
		65 MASON BARTON 6-6, 310, Fr.	<ul style="list-style-type: none"> Played at West Mephis High School in West Memphis, Arkansas where he was named all-conference in football and track. 					
C		62 ALMETRIS SMITH, JR. 6-0, 285, R-Jr.	<ul style="list-style-type: none"> Played at Coahoma Community College, did not see any action last year. 					
		64 BRIAN WILLIAMS, JR. 6-3, 340, Fr.	<ul style="list-style-type: none"> Played at Creekside High School in Fulton, Georgia where he was named First Team All-State (2021-24). High school teammate of Travis Terrell, Jr. 					
RG		71 EVAN HENRY 6-4, 324, Fr.	<ul style="list-style-type: none"> Named Preseason First Team All-SWAC, Preseason Phil Steele All-SWAC, and BOXTOROW All-American. Named All-Conference... Helped offense average 161.6 yards per game running the football and 227.7 yards passing... Helped amass 389.4 yards per game offensively. 					
		75 XAVION DAVIS 6-5, 360, Fr.	<ul style="list-style-type: none"> Played at Lewisville High School in Lewisville, Texas where he was named First Team All-District. 					
RT		58 CAMERON JAMES 6-8, 320, Jr.	<ul style="list-style-type: none"> Transfer from Minnesota, playing last year at Jackson State and helped offense average 161.6 yards per game running the football and 227.7 yards passing... Helped amass 389.4 yards per game offensively. 					
		79 QUAVEON DAVIS 6-7, 350, So.	<ul style="list-style-type: none"> Returning on the offensive line where he helped the offense average 161.6 yards per game running the football and 227.7 yards passing... Helped amass 389.4 yards per game offensively. Started last game against Grambling (9/21/24). 					
TE		88 MARVIN LANDY 6-4, 235, Sr.	<ul style="list-style-type: none"> Had four receptions in debut for Jackson State against ULM (8/29/24). Transfer from Florida Atlantic (two years) and Tarleton State. Saw action in 11 games and collected 11 passes in 2021 (at Tarleton State). 	Year	Rec	Yds	Avg	TD
				2024	10	148	14.8	2
				Career	25	381	15.2	2
		83 SEBASTIEN SAINT-LOUIS 6-5, 235, So.	<ul style="list-style-type: none"> Played in five games, mainly on special teams in 2023. Saw action on offense and special teams against ULM (8/29/24). 	Year	Rec	Yds	Avg	TD
				2024	1	10	10.0	0
				Career	1	10	10.0	0
RB		5 IRV MULLIGAN 5-10, 205, Fr.	<ul style="list-style-type: none"> Missed first two games of the season recovering from injury. Made season debut against Southern, running 13 times for 53 yards and a touchdown. 	Year	Att	Yds	Avg	TD
				2024	66	400	6.1	4
				Career	388	2403	6.2	20
		8 J.D. MARTIN 6-1, 195, Sr.	<ul style="list-style-type: none"> Missed first two games of the season recovering from injury. Made season debut against Southern, running 12 times for 37 yards and a touchdown. 	Year	Att	Yds	Avg	TD
				2023	26	120	4.6	1
				Career	159	757	4.8	6
QB		15 JACOBIAN MORGAN 6-4, 225, Jr.	<ul style="list-style-type: none"> Completed 82.1 percent of his passes in season opener against ULM (8/29/24). Transferred from Syracuse last season and passed for 10 touchdowns and one interception in six games. Just the seventh true freshman in Syracuse history to start a game at quarterback Syracuse. 	Year	C-A-I	Yds	TD	
				2024	88-126-4	1236	10	
				Career	203-308-7	2058	22	
		6 CAM'RON MCCOY 6-1, 192, So.	<ul style="list-style-type: none"> Used in a limited role against ULM in opener (8/29/24). Named SWAC Newcomer of the Week after performance against Lane (9/7/24). Transferred from Eastern Michigan where he served as the back-up quarterback. 	Year	C-A-I	Yds	TD	
				2023	16-31-1	284	3	
				Career	28-59-3	357	3	
X		16 JOANES FORTILIEN 6-5, 220, R-So.	<ul style="list-style-type: none"> Hauled in a 41-yard touchdown reception, finishing with a pair of catches against ULM (8/29/24). Played in seven games in 2023, recording four receptions for 33 yards with one touchdown. Recorded a season-high two receptions against Mississippi Valley State (Oct. 21) with a touchdown. 	Year	Rec	Yds	Avg	TD
				2024	23	411	17.9	6
				Career	26	444	17.1	7
Y/H		7 JAMEEL GARDNER, JR. 6-1, 172, So.	<ul style="list-style-type: none"> Transfer from Kent State, playing in all 12 games and started in eight of them at wide receiver. Hauled in 24 receptions for 298 yards and a touchdown. 	Year	Rec	Yds	Avg	TD
				2024	1	-3	-3.0	0
				Career	25	295	11.8	1
		11 ISAIAH SPENCER 6-2, 185, So.	<ul style="list-style-type: none"> Recorded 24 receptions for 207 yards and one touchdown in 2023. Started the last two games, led team in receptions in both. 	Year	Rec	Yds	Avg	TD
				2024	17	319	18.8	2
				Career	41	516	12.6	3
Z		17 ERICK SIMMONS 6-0, 185, Sr.	<ul style="list-style-type: none"> Played in two games last season, used mainly on special teams. 	Year	Rec	Yds	Avg	TD
				2024	0	0	0.0	0
				Career	0	0	0.0	0
		4 TYQUAN HENDERSON 6-3, 200, Sr.	<ul style="list-style-type: none"> Transferred from Southern Miss. Recorded nine receptions for 90 yards and one touchdown in 11 games during 2023 season. 	Year	Rec	Yds	Avg	TD
				2024	11	177	16.1	1
				Career	45	616	13.6	3
		2 JA'NAYLON DUPREE 5-9, 165, Jr.	<ul style="list-style-type: none"> Transferred from Southern Miss. Caught first career touchdown against Grambling (9/21/24) on a 66-yard pitch and catch. 	Year	Rec	Yds	Avg	TD
				2024	8	131	16.4	1
				Career	8	131	16.4	1

WLF		39 PHILLIP WEBB 6-6, 265, Sr.	<ul style="list-style-type: none"> Transferred from LSU prior to the 2023 season. Played in 11 games and recorded 22 tackles including 14 solo stops including six tackles for loss and three sacks. 	Year	Tckl	TFL	Sks	Int
				2024	24	4	1	0
		Career		47	10	4	0	0
		11 ALLEN WALKER 6-2, 234, Gr.	<ul style="list-style-type: none"> Blocked the final extra point attempt of the night against ULM (8/29/24). Transferred from Louisiana Tech prior to the 2023 season. Played in 11 games and recorded 15 total tackles, including eight solo stops. 	Year	Tckl	TFL	Sks	Int
				2024	18	2	1	0
		Career		59	2.0	1	0	0
3T		4 TRU THOMPSON 6-1, 281, Jr.	<ul style="list-style-type: none"> Transfer from Florida State prior to the 2022. Played in 11 games and recorded 22 tackles including 10 solo stops and 3.5 sacks. 	Year	Tckl	TFL	Sks	Int
				2024	27	8.5	1	0
		Career		72	16.5	6.5	1	0
		95 KAZARIOUS BOWIE 6-1, 265, Sr.	<ul style="list-style-type: none"> Played at Mississippi Gulf Coast Community College. Recorded 20 tackles and a pair of sacks 	Year	Tckl	TFL	Sks	Int
				2024	1	0	0	0
		Career		1	0	0	0	0
NT		0 JEREMIAH WILLIAMS 6-3, 285, R-Jr.	<ul style="list-style-type: none"> Named Second Team All-SWAC and to Phil Steele All-SWAC Team. Played in 11 games and finished with 45 tackles including 20 solo stops and three sacks. 	Year	Tckl	TFL	Sks	Int
				2024	33	4	0	0
		Career		110	12.5	6	0	0
		90 DIMONYAI LACEY 6-3, 288, Jr.	<ul style="list-style-type: none"> Played at NW Mississippi Community College. Recorded 15 tackles including seven solo stops, 3.5 tackles for loss and 3.5 sacks. 	Year	Tckl	TFL	Sks	Int
				2024	3	0	0	1
		Career		3	0	0	1	0
RU		2 JOSHUA NOBLES 6-4, 225, Jr.	<ul style="list-style-type: none"> Made debut against ULM (8/29/24) Transferred from Western Michigan. Played in 12 games in 2023 and made 13 tackles. 	Year	Tckl	TFL	Sks	Int
				2024	38	9	7	0
		Career		61	12.5	10.5	0	0
		33 JOHN BROWN, JR. 6-1, 258, Gr.	<ul style="list-style-type: none"> Played at McNeese State in 2023. Played in nine games, recording 19 total tackles, and also recorded 1.5 tackles for loss. 	Year	Tckl	TFL	Sks	Int
				2023	10	0.5	0	0
		Career		29	2	0	0	0
WLB		30 ASHTON TAYLOR 6-2, 215, R-So.	<ul style="list-style-type: none"> Made debut against ULM (8/29/24) and led the team with 10 tackles. Transferred from Tennessee Tech prior to the 2023 season. Played in five games, used mainly on special teams. 	Year	Tckl	TFL	Sks	Int
				2024	27	0.5	0.5	0
		Career		28	0.5	0.5	0	0
		32 DAVED JONES, JR. 6-1, 228, Sr.	<ul style="list-style-type: none"> Made debut against ULM (8/29/24). Transferred from Cincinnati. Played in 26 games as a back-up linebacker and on special teams. 	Year	Tckl	TFL	Sks	Int
				2024	3	0	0	0
		Career		18	1.5	0.5	0	0
MLB		7 REID PULLIAM 6-3, 230, So.	<ul style="list-style-type: none"> Made debut against ULM (8/29/24) and finished with eight tackles. Played at Trinity Community College (2023) and Holmes (2022). Recorded 75 tackles and seven sacks. 	Year	Tckl	TFL	Sks	Int
				2024	43	6.5	3	0
		Career		43	6.5	3	0	0
		8 JAEDEN WARD 6-1, 230, R-Sr.	<ul style="list-style-type: none"> Made debut against ULM (8/29/24) and finished with five tackles. Transferred from Northwestern State. All-American at Trinity Valley Community College in 2021. 	Year	Tckl	TFL	Sks	Int
				2024	16	3	0	0
		Career		135	10.5	1.5	1	0
NB		3 ROBERT McDANIEL 6-2, 207, Gr.	<ul style="list-style-type: none"> Sat out first half against ULM (8/29/24) after targeting call in season finale of 2023 while at Alcorn State. Named to Aeneas Williams Watch List, Senior Bowl Watch List, and East-West 1000 Watch List. Recorded 31 total tackles including 20 solo stops last year at Alcorn State with three interceptions. 	Year	Tckl	Int	PBU	FR
				2024	26	0	2	0
		Career		69	3	10	3	0
		25 SHAMAR HAWKINS 5-11, 190, Jr.	<ul style="list-style-type: none"> Forced into starting lineup against ULM (8/29/24). Junior college All-American, joining the team in Fall Camp, finished with 46 tackles and a pair of sacks. Recorded eight pass breakups during sophomore season. 	Year	Tckl	Int	PBU	FR
				2024	27	1	0	0
		Career		27	1	0	0	0
CB		13 DAY DAY BRIGHT 5-11, 170, Sr.	<ul style="list-style-type: none"> Made debut against ULM (8/29/24) and finished with four tackles and a tackle for loss. Transferred from Portland State. Made 21 tackles in 10 games last year, returning lone interception for a touchdown. 	Year	Tckl	Int	PBU	FR
				2024	18	0	1	0
		Career		58	1	2	1	0
		12 NIREEK SHARPE 6-0, 165, R-Fr.	<ul style="list-style-type: none"> Saw action in two games last season against Southern and Texas Southern. 	Year	Tckl	Int	PBU	FR
				2024	1	0	0	0
		Career		1	0	0	0	0
FS		6 ESAIAS GUTHRIE 6-1, 183, 5th year	<ul style="list-style-type: none"> Finished with six tackles, a pass breakup, and a sack against ULM (8/29/24). Named Second Team All-SWAC and to Phil Steele All-SWAC Team, finished with 52 total tackles. Transferred from Delaware State prior to the 2023 season. 	Year	Tckl	Int	PBU	FR
				2024	21	1	2	0
		Career		133	6	16	1	0
		24 ANTHONY PETTY 5-9, 177, Sr.	<ul style="list-style-type: none"> Played in 10 games when he recorded 17 tackles including seven solo stops in 2023. Has seen action in three seasons. 	Year	Tckl	Int	PBU	FR
				2024	6	0	0	0
		Career		42	1	6	0	0
SS		5 CAMERON SMITH 6-2, 198, R-Jr.	<ul style="list-style-type: none"> Made debut against ULM (8/29/24) and finished with five tackles. Transferred from Eastern Michigan, recorded 45 total tackles, including 23 solo stops last season. Recorded one tackle for loss, one interception and two pass breakups 	Year	Tckl	Int	PBU	FR
				2024	15	0	0	0
		Career		90	1	5	1	0
		9 B.J. WASHINGTON 6-0, 195, So.	<ul style="list-style-type: none"> Named to Aeneas Williams Watch List. Recorded 25 total tackles including 19 solo stops with four tackles for loss. Recorded a pair of pass breakups, forced a fumble, and recorded three interceptions 	Year	Tckl	Int	PBU	FR
				2024	14	0	3	0
		Career		39	3	8	0	0
CB		1 KE'VRIC WIGGINS 6-0, 178, Sr.	<ul style="list-style-type: none"> Returned to ULM for the season opener after starting his career in Monroe. Recorded 17 tackles including 15 solo stops, and 0.5 tackles for loss. Recorded a pair of pass breakups and a pair of interceptions. 	Year	Tckl	Int	PBU	FR
				2024	18	2	5	0
		Career		49	5	14	0	0
		17 KJ CHISHOLM 6-0, 165, Fr.	<ul style="list-style-type: none"> Played at Whale Branch High School. Region Player of the Year, All-State, and holds the record for most interceptions in school history. Started last game opposite Wiggins against Grambling (9/21/24). 	Year	Tckl	Int	PBU	FR
				2024	13	0	6	0
		Career		13	0	6	0	0

ULM (5-1, 3-0 Sun Belt)

Aug. 29, 2024 | 6 p.m.

Monroe, La. | Malone Stadium

2024 SCHEDULE

Aug. 29	def. JACKSON STATE, 30-14
Sept. 7	def. UAB, 32-6
Sept. 21	lost to Texas, 51-3
Sept. 28	def. Troy, 13-9
Oct. 5	def. JAMES MADISON, 21-19
Oct. 12	def. SOUTHERN MISS, 38-21
Oct. 26	at South Alabama
Nov. 2	at Marshall
Nov. 9	TEXAS STATE
Nov. 16	at Auburn
Nov. 23	at Arkansas State
Nov. 30	LOUISIANA

LANE (2-5, 2-4 SIAC)

Sept. 7, 2024 | 6 p.m.

Jackson, Miss. | Mississippi Veterans Memorial

2024 SCHEDULE

Sept. 7	lost to Jackson State, 58-7
Sept. 14	def. Benedict, 32-27
Sept. 21	lost to Miles, 42-32
Sept. 28	lost to Clark-Atlanta, 38-28
Oct. 5	lost to Kentucky State, 24-20
Oct. 12	lost to TUSKEGEE, 27-17
Oct. 19	def. CENTRAL STATE, 27-24
Oct. 26	at Savannah State
Nov. 2	EDWARD WATERS
Nov. 9	at Lincoln (Mo.)

SOUTHERN (4-3, 3-0)

Sept. 14, 2024 | 6 p.m.

Jackson, Miss. | Mississippi Veterans Memorial

2024 SCHEDULE

Aug. 31	lost to McNeese State, 21-7
Sept. 7	def. SAVANNAH STATE, 42-10
Sept. 14	lost to Jackson State, 33-15
Sept. 21	def. Prairie View A&M, 31-24 (ot)
Oct. 5	lost to NICHOLLS, 51-7
Oct. 12	def. Texas Southern, 22-19 (ot)
Oct. 19	def. ALCORN STATE, 24-14
Oct. 26	at Florida A&M
Nov. 2	at Alabama A&M
Nov. 9	BETHUNE-COOKMAN
Nov. 16	UAPB
Nov. 30	vs. Grambling State

GRAMBLING STATE (4-3, 1-2)

Sept. 21, 2024 | 6 p.m.

Grambling, La. | Eddie G. Robinson Memorial

2024 SCHEDULE

Aug. 31	lost to Louisiana, 40-10
Sept. 7	def. TUSKEGEE, 37-20
Sept. 14	def. Texas A&M-Commerce, 35-28
Sept. 21	def. JACKSON STATE, 41-20
Sept. 28	lost to Prairie View A&M, 36-34 (5 ot)
Oct. 12	lost to ALCORN STATE, 17-15
Oct. 19	def. UAPB, 31-21
Oct. 26	at Texas Southern
Nov. 2	at Bethune-Cookman
Nov. 9	ALABAMA STATE
Nov. 14	at Alabama A&M
Nov. 30	vs. Southern

TEXAS SOUTHERN (2-4, 1-2)

Sept. 28, 2024 | 6 p.m.

Houston, Texas | Shell Energy Stadium

2024 SCHEDULE

Aug. 31	def. Prairie View A&M, 27-9
Sept. 7	lost to Rice, 69-7
Sept. 21	lost to Lamar, 20-17
Sept. 28	lost to JACKSON STATE, 43-14
Oct. 5	def. VIRGINIA-LYNCHBURG, 28-10
Oct. 12	lost to SOUTHERN, 22-19
Oct. 26	GRAMBLING STATE
Nov. 2	at Florida A&M
Nov. 9	at Alcorn State
Nov. 16	BETHUNE-COOKMAN
Nov. 23	at UAPB

ALABAMA A&M (3-3, 1-1)

Oct. 5, 2024 | 4 p.m.

Mobile, Ala. | Ladd-Peebles Stadium

2024 SCHEDULE

Aug. 31	lost to Auburn, 73-3
Sept. 7	def. KENTUCKY STATE, 49-7
Sept. 14	def. GEORGETOWN (KY), 24-16
Sept. 21	lost to Austin Peay, 59-16
Oct. 5	lost to Jackson State, 45-38
Oct. 12	def. BETHUNE-COOKMAN, 56-12
Oct. 26	vs. Alabama State
Nov. 2	SOUTHERN
Nov. 9	at UAPB
Nov. 14	GRAMBLING STATE
Nov. 23	at Mississippi Valley State
Nov. 29	at Florida A&M

FLORIDA A&M (3-3, 1-1)

Oct. 19, 2024 | 2:30 p.m.

Jackson, Miss. | Mississippi Veterans Memorial

2024 SCHEDULE

Aug. 24	def. Norfolk State, 24-23
Aug. 31	def. SOUTH CAROLINA STATE, 22-18
Sept. 7	lost to Miami (Fla.), 56-9
Sept. 21	lost to Troy, 34-12
Oct. 5	def. Alabama State, 28-13
Oct. 19	lost to Jackson State, 35-21
Oct. 26	SOUTHERN
Nov. 2	TEXAS SOUTHERN
Nov. 9	at Prairie View A&M
Nov. 16	MISSISSIPPI VALLEY STATE
Nov. 23	vs. Bethune-Cookman
Nov. 29	ALABAMA A&M

BETHUNE-COOKMAN (1-6, 1-2)

Oct. 26, 2024 | 2 p.m.

Daytona Beach, Fla. | Daytona Stadium

2024 SCHEDULE

Aug. 31	lost to South Florida, 48-3
Sept. 7	lost to MERCER, 31-2
Sept. 14	lost to Western Michigan, 59-31
Sept. 21	lost to CLARK-ATLANTA, 38-37
Sept. 28	lost to ALABAMA STATE, 26-21
Oct. 12	lost to Alabama A&M, 56-12
Oct. 19	def. Mississippi Valley State, 20-10
Oct. 26	JACKSON STATE
Nov. 2	GRAMBLING STATE
Nov. 9	at Southern
Nov. 16	at Texas Southern
Nov. 23	vs. Florida A&M

UAPB (2-5, 1-2)

Nov. 2, 2024 | 2 p.m.

Jackson, Miss. | Mississippi Veterans Memorial

2024 SCHEDULE

Aug. 29	lost to Arkansas, 70-0
Sept. 7	def. ARKANSAS BAPTIST, 73-0
Sept. 14	lost to Tennessee State, 41-28
Sept. 21	lost to CENTRAL ARKANSAS, 56-17
Oct. 5	lost to Alcorn State, 38-28
Oct. 11	def. PRAIRIE VIEW A&M, 21-17
Oct. 19	lost to Grambling State, 31-21
Oct. 26	MISSISSIPPI VALLEY STATE
Nov. 2	at Jackson State
Nov. 9	ALABAMA A&M
Nov. 16	at Southern
Nov. 23	TEXAS SOUTHERN

MISSISSIPPI VALLEY ST (0-7, 0-3)

Nov. 9, 2024 | 2 p.m.

Jackson, Miss. | Mississippi Veterans Memorial

2024 SCHEDULE

Aug. 31	lost to Tennessee State, 41-21
Sept. 7	lost to Lamar, 28-14
Sept. 14	lost to Murray State, 59-8
Sept. 21	lost to Nicholls, 66-0
Sept. 28	lost to ALCORN STATE, 42-21
Oct. 12	lost to Alabama State, 54-17
Oct. 19	lost to BETHUNE-COOKMAN, 20-10
Oct. 26	at UAPB
Nov. 2	PRAIRIE VIEW A&M
Nov. 9	at Jackson State
Nov. 16	at Florida A&M
Nov. 23	ALABAMA A&M

ALABAMA STATE (3-3, 2-1)

Nov 16, 2024 | 2 p.m.

Montgomery, Ala. | ASU Stadium

2024 SCHEDULE

Sept. 1	lost to North Carolina Central, 31-24
Sept. 7	def. MILES, 24-6
Sept. 14	lost to Samford, 12-7
Sept. 28	def. Bethune-Cookman, 26-21
Oct. 5	lost to FLORIDA A&M, 28-13
Oct. 12	def. MISSISSIPPI VALLEY STATE, 54-17
Oct. 28	vs. Alabama A&M
Nov. 2	vs. Alcorn State
Nov. 9	at Grambling State
Nov. 16	JACKSON STATE
Nov. 23	PRAIRIE VIEW A&M
Nov. 28	TUSKEGEE

ALCORN STATE (4-4, 3-1)

Nov. 23, 2024 | 2 p.m.

Lorman, Miss. | Spinks-Casem Stadium

2024 SCHEDULE

Aug. 29	lost to UAB, 41-3
Sept. 7	lost to Vanderbilt, 55-0
Sept. 14	def. EDWARD WATERS, 38-7
Sept. 21	lost to McNeese State, 42-14
Sept. 28	def. Mississippi Valley State, 42-21
Oct. 5	def. UAPB, 38-28
Oct. 12	lost to Grambling State, 17-15
Oct. 19	lost to Southern, 24-14
Nov. 2	vs. Alabama State
Nov. 9	TEXAS SOUTHERN
Nov. 16	at Prairie View A&M
Nov. 23	JACKSON STATE

SCHEDULE / RESULTS

2024 SCHEDULE / RESULTS				5-2 (3-0 SWAC)	
DATE	OPPONENT	W / L	SCORE	ATT	
Aug. 29	at ULM	L	14-30	11,145	
Sept. 7	LANE	W	58-7	26,700	
Sept. 14	SOUTHERN	W	33-15	32,027	
Sept. 21	at Grambling State	L	20-41	19,085	
Sept. 28	at Texas Southern*	W	43-14	13,173	
Oct. 5	vs. Alabama A&M* [1]	W	45-38	14,956	
Oct. 19	FLORIDA A&M*	W	35-21	28,450	
Oct. 26	at Bethune-Cookman*				
Nov. 2	UAPB*				
Nov. 9	MISSISSIPPI VALLEY STATE*				
Nov. 16	at Alabama State*				
Nov. 23	at Alcorn State*				

[1] Gulf Coast Challenge (Mobile, AL)

TEAM STATISTICS

TEAM STATISTICS	Jackson State	Opponents
SCORING		
Points Per Game	35.43	23.71
Total	248	166
FIRST DOWNS		
Rushing	59	41
Passing	60	65
Penalty	6	15
Total	125	121
RUSHING		
Yards Gained	1373	1004
Yards Lost	129	211
Attempts	236	241
Average Per Attempt	5.3	3.3
Avg. Per Game	177.7	113.3
Touchdowns	15	9
Total	1244	793
PASSING		
Att-Comp-Int	166-104-5	204-111-6
Avg. Per Attempt	9.16	6.68
Avg. Per Game	217.14	194.57
Touchdowns	13	11
Total	1520	1362
TOTAL OFFENSE		
Total Plays	402	445
Avg. Per Play	6.9	4.8
Avg. Per Game	394.9	307.9
Total Yards	2764	2155
Touchdowns	31	22
RETURNS		
Kickoff: Average	25.96	21.14
Kickoff: Total	23-597	36-761
Punt: Average	12.91	11.00
Punt: Total	11-142	1-11
INT: Average	10.17	10.80
INT: Total	6-61	5-54
KICKING		
Punt: Avg. Yards Per Game	37.63	35.57
Punt: Net Average	37.05	30.65
Punt: Total Yards	19-715	37-1316
FG: Good-Attempts	10-13	5-7
Onside Kicks	0-0	0-2
PENALTIES		
Avg. Per Game (YDS)	66.00	44.29
Total-Yards	47-462	42-310
TIME OF POSSESSION		
Avg. Per Game	27:45	31:43
Total	03:14:18	03:41:59
MISCELLANEOUS		
3rd Down Conversions	32-78 (41.03%)	30-97 (30.93%)
4th Down Conversions	5-9 (55.56%)	11-17 (64.71%)
Fumbles-Lost	11-7	8-3
Sacks-Yards Lost	19-144	8-57
PAI: Good-Attempts	28-29	19-20
Misc. Yards	0	0
Red Zone: Attempts-Scores	22-22	21-23
Red Zone: Touchdowns	15-22	16-23

INDIVIDUAL STATISTICS

SCORE BY QUARTERS	1ST	2ND	3RD	4TH	OT	TOTAL			
Jackson State	79	83	55	31	0	238			
Opponents	38	31	34	63	0	166			
RUSHING	G	ATT	GAIN	LOSS	NET	AVG	TD	LG	YPG
Mulligan, Irv	5	66	418	21	397	6.0	4	54	79.40
Morgan, Jacobian	7	40	233	55	178	4.5	3	72	25.43
McCoy, Cam/Ron	4	16	166	16	150	9.4	2	60	37.50
Terrell Jr., Travis	6	29	149	3	146	5.0	1	33	24.33
Martin, J.D.	4	26	122	6	116	4.5	1	33	29.00
Miller, Ahmad	3	18	104	9	95	5.3	2	30	31.67
Matthews, Emari	7	14	67	0	67	4.8	2	19	9.57
McDonald, Zy	2	1	17	0	17	17.0	0	17	8.50
Powers Jr., Rico	3	1	17	0	17	17.0	0	17	5.67
Moultrie, Desmond	5	10	24	10	14	1.4	0	11	2.80
Boykin, Kobe	1	3	15	2	13	4.3	0	8	13.00
Dupree, Ja'Naylon	4	1	10	0	10	10.0	0	10	2.50
Blount IV, Nate	3	2	8	0	8	4.0	0	5	2.67
Smith III, Mike	3	1	7	0	7	7.0	0	7	2.33
Johnson, Ezequiel	2	2	8	3	5	2.5	0	8	2.50
Gardner Jr., Jameel	4	1	4	0	4	4.0	0	4	1.00
Moss, Bryson	2	1	4	0	4	4.0	0	4	2.00
Team	7	4	0	4	-4	-1.0	0	0	-0.57
Total	7	260	1542	136	1406	5.4	17	72	200.86
Opponents	7	241	1004	211	793	3.3	9	46	113.29
PASSING	G	EFF	C-A-I	PCT	YDS	TD	LG	AVG	
Morgan, Jacobian	7	160.61	88-135-4	65.19%	1236	10	66	176.57	
McCoy, Cam/Ron	4	154.05	16-31-1	51.61%	284	3	70	71.00	
Total	7	159.43	117-188-5	62.23%	1705	15	70	243.57	
Opponents	7	122.41	111-204-6	54.41%	1362	11	70	194.57	
RECEIVING	G	NO	YDS	AVG	TD	LG	AVG		
Fortilien, Joanes	7	23	411	17.87	6	70	58.71		
Spencer, Isaiah	7	16	322	20.13	2	58	46.00		
Terrell Jr., Travis	6	11	76	6.91	0	20	12.67		
Landy, Marvin	6	10	148	14.80	2	42	24.67		
Henderson, Tyquan	6	8	200	25.00	1	46	33.33		
Dupree, Ja'Naylon	6	8	131	16.38	1	66	21.83		
Paul, Kobe	3	6	49	8.17	1	21	16.33		
McCray, Fabian	3	5	30	6.00	0	9	10.00		
Martin, J.D.	4	4	48	12.00	0	27	12.00		
Powers Jr., Rico	3	4	9	2.25	0	6	3.00		
Miller, Ahmad	3	3	25	8.33	0	12	8.33		
Mulligan, Irv	5	2	37	18.50	0	22	7.40		
Saint-Louis, Sebastien	5	1	10	10.00	0	10	2.00		
Gardner Jr., Jameel	4	1	-3	-3.00	0	0	-0.75		
Bennett, Darren	2	1	22	22.00	0	22	11.00		
Mack, Logan	1	1	5	5.00	0	5	5.00		
Total	7	117	1652	14.12	15	70	236.00		
Opponents	7	110	1333	12.12	11	70	190.43		

INDIVIDUAL STATISTICS

TOTAL OFFENSE

	G	PLAYS	RUSH	PASS	TOTAL	AVG/G
Morgan, Jacobian	7	175	178	1236	1414	202.0
McCoy, Cam/Ron	4	47	150	284	434	108.5
Mulligan, Irv	5	66	397	0	397	79.4
Terrell Jr., Travis	6	29	146	0	146	24.3
Martin, J.D.	4	26	116	0	116	29.0
Miller, Ahmad	3	18	95	0	95	31.7
Matthews, Emari	7	14	67	0	67	9.6
Powers Jr., Rico	3	1	17	0	17	5.7
McDonald, Zy	2	1	17	0	17	8.5
Moultrie, Desmond	5	10	14	0	14	2.8
Boykin, Kobe	1	3	13	0	13	13.0
Dupree, Ja'Naylon	5	1	10	0	10	2.0
Blount IV, Nate	3	2	8	0	8	2.7
Smith III, Mike	3	1	7	0	7	2.3
Johnson, Ezequiel	2	2	5	0	5	2.5
Moss, Bryson	2	1	4	0	4	2.0
Gardner Jr., Jameel	4	1	4	0	4	1.0
Team	7	0	-4	0	-4	-0.6
Total	7	402	1244	1520	2764	394.9
Opponents	7	446	786	1362	2148	306.9

SCORING

	TD	FG	SAF	PAT	RUSH	RCV	PASS	DXP	PTS
Baeza, Gerardo	0	10	0	28-29	0-0	0	0-0	0	58
Fortilien, Joanes	6	0	0	0-0	0-0	0	0-0	0	36
Mulligan, Irv	4	0	0	0-0	0-0	0	0-0	0	24
Morgan, Jacobian	3	0	0	0-0	1-1	0	0-0	0	20
Terrell Jr., Travis	3	0	0	0-0	0-0	0	0-0	0	18
Landy, Marvin	2	0	0	0-0	0-0	0	0-0	0	12
Matthews, Emari	2	0	0	0-0	0-0	0	0-0	0	12
McCoy, Cam/Ron	2	0	0	0-0	0-0	0	0-0	0	12
Miller, Ahmad	2	0	0	0-0	0-0	0	0-0	0	12
Spencer, Isaiah	2	0	0	0-0	0-0	0	0-0	0	12
Dupree, Ja'Naylon	1	0	0	0-0	0-0	0	0-0	0	6
Henderson, Tyquan	1	0	0	0-0	0-0	0	0-0	0	6
Martin, J.D.	1	0	0	0-0	0-0	0	0-0	0	6
Paul, Kobe	1	0	0	0-0	0-0	0	0-0	0	6
Webb, Phillip	1	0	0	0-0	0-0	0	0-0	0	6
Team	0	0	1	0-0	0-0	0	0-0	0	2
Total	36	10	1	28-29	1-1	0	0-1	0	278
Opponents	22	5	0	19-20	0-0	0	0-2	0	166

PUNT RETURNS

	NO	YDS	AVG	TD	LG
Terrell Jr., Travis	5	80	16.00	0	44
Powers Jr., Rico	2	27	13.50	0	19
Dupree, Ja'Naylon	2	13	6.50	0	12
Moss, Bryson	1	13	13.00	0	0
Spencer, Isaiah	1	9	9.00	0	9
Total	14	184	13.14	0	44
Opponents	1	11	11.00	0	11

KICK RETURNS

	NO	YDS	AVG	TD	LG
Terrell Jr., Travis	12	422	35.17	2	96
Dupree, Ja'Naylon	3	57	19.00	0	46
Simmons, Erick	2	53	26.50	0	34
Gardner Jr., Jameel	3	46	15.33	0	21
Moultrie, Desmond	1	13	13.00	0	13
Mays Jr., Richard	1	6	6.00	0	6
Matthews, Emari	1	0	0.00	0	0
Total	27	769	28.48	3	96
Opponents	36	761	21.14	0	41

INDIVIDUAL STATISTICS

INTERCEPTIONS

	NO	YDS	AVG	TD	LG
Guthrie, Esaias	2	38	19.0	0	28
Lacey, Dimonyai	1	19	19.0	0	19
Hawkins, Shamar	1	5	5.0	0	5
Wiggins, Ke'Vric	2	-1	-0.5	0	0
Total	6	61	19.1	0	28
Opponents	5	52	10.4	1	25

FUMBLE RETURNS

	NO	YDS	AVG	TD	LG
Webb, Phillip	1	32	32.0	1	32
Johnson, Ashton	1	2	2.0	0	2
Pulliam, Reid	1	0	0.0	0	0
Total	3	34	11.3	1	32
Opponents	3	21	7.0	1	9

KICKOFFS

	NO	YDS	AVG	TB	OB
Ballard, Jalen	32	1926	60.2	9	0
Warren, Donovan	15	849	56.6	0	0
Total	47	2775	59.0	9	0
Opponents	33	1882	57.0	7	1

PUNTING

	NO	YDS	AVG	LG	TB	FC	I20	50+	BLK
Noll, Matt	16	648	40.50	57	0	3	6	2	0
Team	2	29	14.50	17	0	0	0	0	1
Warren, Donovan	1	38	38.00	38	0	0	1	0	0
Total	19	715	37.63	57	0	3	7	2	1
Opponents	37	1316	35.57	53	2	8	13	1	2

FIELD GOALS

	MD-ATT	PCT	1-19	20-29	30-39	40+	LG	BLK
Baeza, Gerardo	10-13	76.92%	0-0	3-3	5-5	2-5	45	0
Total	10-13	76.92%	0-0	3-3	5-5	2-5	45	0
Opponents	4-6	66.67%	0-0	1-1	3-4	0-1	39	0

FIELD GOALS SEQUENCE

	JSU	OPP
ULM	-	(39)
Lane	(45), (43), (33)	-
Southern	(25), 44, (39)	(29)
Grambling State	-	32, (29), (32)
Texas Southern	(26), (28)	-
Alabama A&M	(23)	(34)
Florida A&M	48, (36), (37), 50	47
Bethune-Cookman		
UAPB		
MVSU		
Alabama State		
Alcorn State		

Numbers in parentheses indicate field goal was made

INDIVIDUAL STATISTICS

ALL-PURPOSE YARDS

	G	RUSH	REC	PR	KR	IR	TOT	AVG/G
Terrell Jr., Travis	6	146	76	80	422	0	724	120.7
Mulligan, Irv	5	397	37	0	0	0	434	86.8
Fortilien, Joanes	7	0	411	0	0	0	411	58.7
Spencer, Isaiiah	7	0	322	9	0	0	331	47.3
Dupree, Ja'Naylon	5	10	131	13	57	0	211	42.2
Martin, J.D.	4	116	48	0	0	0	164	41.0
Miller, Ahmad	3	95	25	0	0	0	120	40.0
McCoy, Cam'Ron	4	150	0	0	0	0	150	37.5
Henderson, Tyquan	6	0	200	0	0	0	200	33.3
Morgan, Jacobian	7	178	0	0	0	0	178	25.4
Landy, Marvin	6	0	148	0	0	0	148	24.7
Powers Jr., Rico	3	17	9	27	0	0	53	17.7
Paul, Kobe	3	0	49	0	0	0	49	16.3
Simmons, Errick	4	0	0	0	53	0	53	13.3
Boykin, Kobe	1	13	0	0	0	0	13	13.0
Gardner Jr., Jameel	4	4	-3	0	46	0	47	11.8
Bennett, Darren	2	0	22	0	0	0	22	11.0
McCray, Fabian	3	0	30	0	0	0	30	10.0
Matthews, Emari	7	67	0	0	0	0	67	9.6
Moss, Bryson	2	4	0	13	0	0	17	8.5
McDonald, Zy	2	17	0	0	0	0	17	8.5
Guthrie, Esaiias	7	0	0	0	0	38	38	5.4
Moultrie, Desmond	5	14	0	0	13	0	27	5.4
Mack, Logan	1	0	5	0	0	0	5	5.0
Lacey, Dimonyai	4	0	0	0	0	19	19	4.8
Blount IV, Nate	3	8	0	0	0	0	8	2.7
Johnson, Ezequiel	2	5	0	0	0	0	5	2.5
Smith III, Mike	3	7	0	0	0	0	7	2.3
Mays Jr., Richard	3	0	0	0	6	0	6	2.0
Saint Louis, Sebastien	6	0	10	0	0	0	10	1.7
Hawkins, Shamar	7	0	0	0	0	5	5	0.7
Wiggins Jr., Ke'Vric	7	0	0	0	0	-1	-1	-0.1
Team	7	-4	0	0	0	0	-4	-0.6
Total	7	1244	1520	142	597	61	3564	509.1
Opponents	7	786	1333	11	761	54	2945	420.7

GAME-BY-GAME STATISTICS

GAME-BY-GAME STATISTICS

GAME	FINAL SCORE	QUARTERS					FIRST DOWNS		RUSHING NO-YDS-TD	PASSING			TOT OFF ATT-YDS	PUNTS NO-AVG	PENALTIES		FIELD GOALS TOP	
		1	2	3	4	OT	R-P-PE	TOT		C-A-I	YDS	TD			NO-YDS	F-FL	NO-YDS	GOALS
Jackson State	14	0	7	7	0	-	6-10-0	16	24-59-1	24-29-1	227	1	53-286	5-42.8	2-0	8-60	0-0	25:11
at ULM	30	7	7	7	9	-	9-5-3	17	41-204-2	11-15-0	132	2	56-336	5-39.0	0-0	9-46	0-0	34:49
Lane	7	0	0	0	7	-	6-3-1	10	33-75-1	6-23-2	31	0	56-106	7-23.6	2-0	4-30	0-0	28:18
at Jackson State	58	31	17	10	0	-	6-10-0	16	26-184-3	14-20-0	250	4	45-434	2-42.0	0-0	7-54	3-3	31:42
Southern	15	0	6	6	6	-	1-16-1	18	21-29-1	23-39-2	387	1	60-416	5-35.0	0-0	5-45	1-1	28:45
at Jackson State	33	10	13	10	0	-	9-8-2	19	42-201-3	14-25-0	198	1	67-399	3-40.7	1-0	2-30	2-3	31:15
Jackson State	20	0	13	7	0	-	8-8-0	16	31-159-1	13-29-2	279	2	60-438	4-25.5	4-3	11-111	0-0	25:12
at Grambling State	41	14	7	7	13	-	6-8-3	17	39-104-2	16-28-0	167	1	67-271	6-40.8	0-0	4-25	2-3	34:48
Jackson State	43	3	10	14	16	-	8-8-1	17	41-256-2	13-22-0	185	2	63-441	2-39.5	1-1	6-82	2-2	26:40
at Texas Southern	14	0	0	0	14	-	5-10-2	17	38-108-1	13-25-1	115	1	62-223	6-34.0	1-0	6-39	0-0	29:37
Alabama A&M	38	3	7	14	14	-	11-14-3	28	43-210-2	23-46-0	282	3	89-492	3-49.7	2-1	7-50	1-1	39:49
vs. Jackson State	45	21	17	7	0	-	9-7-1	17	29-140-2	11-16-1	226	3	45-366	2-44.0	0-0	6-50	1-1	20:11
Florida A&M	21	14	7	0	0	-	3-9-2	14	26-63-0	19-28-1	248	3	54-311	5-36.6	3-2	7-75	0-1	25:53
vs. Jackson State	35	14	6	0	15	-	13-9-2	24	43-245-3	15-25-1	155	0	68-400	1-26.0	3-3	7-75	2-4	34:07

Jackson State
at Bethune-Cookman

UAPB

at Jackson State

MVSU

at Jackson State

Jackson State

at Alabama State

Jackson State

at Alcorn State

GAME-BY-GAME OFFENSIVE STARTERS

	X	TE	LT	LG	C	RG	RT	Y/H	Z	QB	RB
ULM	Fortilien	Landy	Ford Jr.	Townes-Blue	A. Smith Jr.	Henry	James	McCray	Powers	Morgan	Terrell Jr.
Lane	Fortilien	Landy	Ford, Jr.	Townes-Blue	A. Smith Jr.	Henry	James	McCray	Powers	McCoy	Miller
Southern	Fortilien	Landy	Ford, Jr.	Townes-Blue	A. Smith Jr.	Henry	James	McCray	Henderson	McCoy	Mulligan
Grambling State	Fortilien	Landy	Barton	Townes-Blue	Henry	Ford Jr.	Q. Davis	Spencer	Henderson	McCoy	Mulligan
Texas Southern	Fortilien	Landy	Ford Jr.	Townes-Blue	A. Smith Jr.	Henry	Q. Davis	Spencer	Henderson	Morgan	Mulligan
Alabama A&M	Fortilien	Saint-Louis	Barton	Townes-Blue	A. Smith Jr.	Ford Jr.	Q. Davis	Spencer	Henderson	Morgan	Mulligan
Florida A&M	Fortilien	Landy	Ford Jr.	Townes-Blue	A. Smith Jr.	Henry	Q. Davis	Spencer	Henderson	Morgan	Mulligan

Bethune-Cookman

UAPB

MVSU

Alabama State

Alcorn State

GAME-BY-GAME DEFENSIVE STARTERS

	WOLF	3T	NT	RU	MLB	WLB	NB	CB	FS	SS	CB
ULM	Walker	Thompson	Williams	Athen Smith	Taylor	Pulliam	Hawkins	Bright	Guthrie	Smith	Wiggins
ULM	Webb	Thompson	Williams	Nobles	Taylor	Pulliam	McDaniel	Bright	Guthrie	Smith	Wiggins
Southern	Webb	Thompson	Williams	Nobles	Taylor	Pulliam	McDaniel	Bright	Guthrie	Smith	Wiggins
Grambling State	Webb	Thompson	Williams	Nobles	Taylor	Pulliam	McDaniel	Chisholm	Guthrie	Smith	Wiggins
Texas Southern	Walker	Thompson	Williams	Nobles	Taylor	Pulliam	McDaniel	Bright	Guthrie	Smith	Wiggins
Alabama A&M	Walker	Thompson	Williams	Nobles	Taylor	Pulliam	McDaniel	Bright	Guthrie	Smith	Wiggins
Florida A&M	Walker	Thompson	Williams	Nobles	Taylor	Pulliam	McDaniel	Bright	Guthrie	Washington	Wiggins

Bethune-Cookman

UAPB

MVSU

Alabama State

Alcorn State

INDIVIDUAL GAME-BY-GAME STATISTICS

GAME-BY-GAME PASSING

MORGAN	COMP	ATT	INT	PCT	YDS	TD	LG	SACKS	McCOY	COMP	ATT	INT	PCT	YDS	TD	LG	SACKS
ULM	23	28	1	82.1	228	1	41	2	ULM	1	1	0	100.0	-1	0	-1	0
Lane	9	11	0	81.8	150	2	55	0	Lane	5	9	0	55.6	100	2	42	0
Southern	12	21	0	57.1	153	1	30	0	Southern	2	4	0	50.0	45	0	23	0
Grambling State	5	12	1	41.6	139	1	66	0	Grambling State	8	17	1	47.1	139	1	70	2
Texas Southern	13	22	0	59.1	185	2	44	1	Texas Southern	- did not play -							
Alabama A&M	11	16	1	68.8	226	3	58	1	Alabama A&M	- did not play -							
Florida A&M	15	25	0	60.0	155	0	44	2	Florida A&M	- did not play -							
Bethune-Cookman									Bethune-Cookman								
UAPB									UAPB								
MVSU									MVSU								
Alabama State									Alabama State								
Alcorn State									Alcorn State								

McDONALD	COMP	ATT	INT	PCT	YDS	TD	LG	SACKS	STOFA	COMP	ATT	INT	PCT	YDS	TD	LG	SACKS
ULM	- did not play -								ULM	- did not play -							
Lane	- did not play -								Lane	- did not play -							
Southern	- did not play -								Southern	- did not play -							
Grambling State	- did not play -								Grambling State	- did not play -							
Texas Southern	0	0	0	0.0	0	0	0	0	Texas Southern	- did not play -							
Alabama A&M	- did not play -								Alabama A&M	- did not play -							
Florida A&M	- did not play -								Florida A&M	- did not play -							
Bethune-Cookman									Bethune-Cookman								
UAPB									UAPB								
MVSU									MVSU								
Alabama State									Alabama State								
Alcorn State									Alcorn State								

GAME-BY-GAME RUSHING (No.-Yards-TD)

Rushing	NO-YDS-TD	ULM	LANE	SU	GSU	TSU	AAMU	FAMU	B-CU	UAPB	MVSU	ALST	ALCN
Mulligan, Irv	56-409-4	-	-	13-53-1	7-39-0	11-76-0	17-92-2	18-139-1					
Morgan, Jacobian	40-178-1	7-3-1	1-0-0	2-13-0	3-(-1)-0	10-96-2	4-11-0	13-56-0					
McCoy, Cam/Ron	16-150-2	-	6-107-2	2-23-0	8-20-0	-	-	-					
Terrell Jr, Travis	29-148-1	6-12-0	-	6-34-0	5-45-1	7-33-0	-	5-22-0					
Martin, J.D.	24-120-1	-	-	12-37-1	8-56-0	-	4-27-0	-					
Miller, Ahmad	18-99-0	9-46-0	6-18-0	3-35-0	-	-	-	-					
Matthews, Emari	14-67-2	-	2-24-0	4-12-0	-	3-9-0	-	5-22-2					
Powers, Rico	1-17-0	-	1-17-0	-	-	-	-	-					
McDonald, Zy	1-17-0	-	-	-	-	1-17-0	-	-					
Boykin, Kobe	3-15-0	-	3-15-0	-	-	-	-	-					
Moultrie, Desmond	10-14-0	-	2-(-8)-0	-	-	6-16-0	-	2-6-0					
Blount IV, Nate	2-8-0	-	2-8-0	-	-	-	-	-					
Johnson, Ezequiel	2-8-0	-	2-8-0	-	-	-	-	-					
Dupree, Ja'Naylon	1-10-0	-	-	-	-	-	1-10-0	-					
Smith III, Mike	1-7-0	-	-	-	-	1-7-0	-	-					
Gardner Jr., Jameel	1-4-0	-	1-4-0	-	-	-	-	-					
Moss, Bryson	1-4-0	-	-	-	-	1-4-0	-	-					

GAME-BY-GAME RECEIVING (No.-Yards-TD)

Rushing	NO-YDS-TD	ULM	LANE	SU	GSU	TSU	AAMU	FAMU	B-CU	UAPB	MVSU	ALST	ALCN
Fortilien, Joanes	23-411-4	2-51-0	2-38-1	3-60-0	3-91-1	4-62-1	6-83-2	3-26-0					
Spencer, Isaiah	17-329-2	-	4-107-1	5-41-0	3-58-0	2-51-0	1-58-1	2-14-0					
Henderson, Ty	8-200-1	-	1-32-0	-	-	3-51-1	1-46-0	3-71-0					
Landy Marvin	10-148-2	4-51-0	2-43-1	1-30-1	1-9-0	1-(-4)-0	-	1-19-0					
Dupree, Ja'Naylon	7-126-1	-	-	-	1-66-1	1-6-0	1-19-0	4-33-0					
Terrell Jr., Travis	11-76-0	6-45-0	-	-	3-32-0	1-4-0	-	1-(-5)-0					
Paul, Kobe	6-49-0	2-24-0	3-17-1	1-8-0	-	-	-	-					
McCray, Fabian	5-30-0	3-22-0	1-3-0	1-5-0	-	-	-	-					
Powers, Rico	4-9-0	4-9-0	-	-	-	-	-	-					
Martin, J.D.	3-50-0	-	-	1-27-0	2-23-0	-	-	-					
Miller, Ahmad	3-25-0	3-25-0	-	-	-	-	-	-					
Mulligan, Irv	2-37-0	-	-	1-22-0	-	1-15-0	-	-					
Bennett, George	1-22-0	-	-	-	-	-	1-22-0	-					
Saint-Louis, Seb.	1-10-0	-	1-10-0	-	-	-	-	-					
Mack, Logan	1-5-0	-	-	1-5-0	-	-	-	-					
Gardner, Jameel	1-(-3)-0	-	-	-	-	-	-	1-(-3)-0					

INDIVIDUAL GAME-BY-GAME STATISTICS

GAME-BY-GAME TACKLES (UT-A-TT)

Tackles	UT-A-TT	ULM	LANE	SU	GSU	TSU	AAMU	FAMU	B-CU	UAPB	MVSU	ALST	ALCN
Pulliam, Reid	24-19-43	5-3	3-1	3-3	2-4	3-5	5-2	3-1					
Nobles, Joshua	18-19-37	1-3	1-4	3-3	4-1	4-2	2-3	3-3					
Williams, Jeremiah	11-22-33	0-4	0-5	0-1	5-2	-	3-4	3-6					
Taylor, Ashton	16-11-27	4-6	1-0	2-2	-	4-2	2-1	3-0					
McDaniel, Robert	15-11-26	1-3	1-1	1-0	5-3	2-3	5-1	-					
Thompson, Tru	10-17-27	0-3	4-1	0-4	0-5	2-0	3-1	1-3					
Webb, Phillip	10-14-24	1-4	2-1	1-2	3-0	3-2	-	0-5					
Hawkins, Shamar	11-11-22	0-3	3-1	1-1	3-1	2-4	0-1	2-0					
Guthrie, Esaías	14-7-21	2-4	1-2	2-0	1-1	3-0	2-0	3-0					
Bright, Day Day	15-3-18	2-2	-	8-0	-	3-1	2-0	-					
Wiggins Jr., Ke'Vric	15-3-18	1-0	1-0	2-0	4-1	1-1	5-1	1-0					
Ward, Jaeden	8-8-16	2-3	2-1	-	0-1	1-3	3-0	-					
Walker, Allen	3-13-16	0-3	-	-	1-0	1-0	1-7	0-3					
Smith, Cameron	11-4-15	1-4	2-0	1-0	1-0	1-0	5-0	-					
Washington, B.J.	8-6-14	1-4	-	2-0	1-0	1-1	2-1	1-0					
Chisholm, KJ	9-4-13	-	0-1	2-0	4-2	-	2-1	1-0					
Brown Jr., John	5-4-9	1-2	1-0	1-0	0-1	2-0	0-1	0-1					
Jenkins, Javarian	7-1-8	-	2-0	0-1	-	-	1-0	4-0					
Edmonds, Austin	5-2-7	-	1-0	1-0	0-1	1-0	2-1	-					
Wells, Tymon	1-6-7	0-1	0-2	-	1-0	0-2	-	0-1					
Petty, Anthony	2-4-6	0-2	-	-	0-1	0-1	2-0	-					
Smith III, Mike	4-1-5	-	-	-	-	1-0	0-1	3-0					
Ward, Jace	2-3-5	0-1	1-0	-	-	-	1-2	-					
Cherry, Micah	3-2-5	-	-	-	0-2	2-0	-	1-0					
Mitchell, Brandon	4-0-4	-	-	2-0	-	1-0	-	1-0					
Moultrie, Desmond	3-1-4	-	-	-	-	1-0	0-1	2-0					
Jones Jr., Daved	2-1-3	0-1	1-0	-	-	-	1-0	-					
Martin, Tyas	2-1-3	-	2-1	-	-	-	-	-					
Lacey, Dimonyai	0-3-3	-	0-1	0-1	0-1	-	-	-					
Fortilien, Joanes	1-1-2	-	1-0	-	0-1	-	-	-					
Spencer, Isaiah	0-2-2	-	-	-	-	0-2	-	-					
Sharpe, Nireek	1-0-1	-	1-0	-	-	-	-	-					
Higgins, Josh	1-0-1	-	-	-	-	-	1-0	-					
Bowie, Kazarious	1-0-1	-	-	-	1-0	-	-	-					
Simmons, Errick	0-1-1	-	-	-	-	0-1	-	-					
Dunn Jr., Frankie	0-1-1	-	-	-	-	-	0-1	-					

INDIVIDUAL GAME-BY-GAME STATISTICS

GAME-BY-GAME TACKLES FOR LOSS (TFL-YDS)

Tackles for Loss	TFL-YDS	ULM	LANE	SU	GSU	TSU	AAMU	FAMU	B-CU	UAPB	MVSU	ALST	ALCN
Nobles, Joshua	9.0-59	-	1.5-5	2.5-17	2.5-10	1.0-20	-	1.5-7					
Thompson, Tru	8.5-22	-	2.0-5	0.5-4	1.0-3	-	3.5-6	1.5-4					
Pulliam, Reid	6.5-30	1.0-2	1.5-12	-	-	1.0-8	0.5-1	2.5-7					
McDaniel, Robert	5.5-22	-	0.5-2	-	2.0-4	1.0-7	2.0-9	-					
Webb, Phillip	4.0-30	-	1.0-1	-	-	3.0-29	-	-					
Williams, Jeremiah	4.0-9	-	0.5-1	-	1.5-3	-	0.5-1	1.5-4					
Guthrie, Esaias	3.5-20	1.0-8	1.0-3	-	0.5-1	1.0-8	-	-					
Ward, Jaeden	3.0-4	1.0-1	2.0-3	-	-	-	-	-					
Walker, Allen	2.0-10	-	-	-	1.0-8	-	0.5-1	0.5-1					
Bright, Day Day	2.0-2	1.0-1	-	-	-	1.0-1	-	-					
Chisholm, KJ	1.5-4	-	-	-	0.5-1	-	1.0-3	-					
Hawkins, Shamar	1.5-3	-	-	-	1.5-3	-	-	-					
Wells, Tymon	1.0-6	-	1.0-6	-	-	-	-	-					
Smith, Cameron	1.0-3	-	-	1.0-3	-	-	-	-					
Brown Jr., John	1.0-2	-	-	-	0.5-1	-	-	0.5-2					
Washington, B.J.	0.5-7	0.5-7	-	-	-	-	-	-					
Taylor, Ashton	0.5-6	0.5-6	-	-	-	-	-	-					

GAME-BY-GAME SACKS (SKS-YDS)

Tackles for Loss	TFL-YDS	ULM	LANE	SU	GSU	TSU	AAMU	FAMU	B-CU	UAPB	MVSU	ALST	ALCN
Nobles, Joshua	7.0-56	-	1.0-5	2.5-17	1.0-7	1.0-20	-	1.5-7					
Pulliam, Reid	3.0-25	-	1.5-12	-	-	1.0-8	-	0.5-5					
McDaniel, Robert	2.5-17	-	0.5-2	-	-	1.0-7	1.0-8	-					
Guthrie, Esaias	2.0-16	1.0-8	-	-	-	1.0-8	-	-					
Webb, Phillip	2.0-10	-	-	-	-	1.0-5	-	-					
Walker, Allen	1.0-8	-	-	-	1.0-8	-	-	-					
Wells, Tymon	1.0-6	-	1.0-6	-	-	-	-	-					
Thompson, Tru	1.0-2	-	-	-	-	-	-	1.0-2					
Washington, B.J.	0.5-7	0.5-7	-	-	-	-	-	-					
Taylor, Ashton	0.5-6	0.5-6	-	-	-	-	-	-					
Thompson, Tru	0.5-4	-	-	0.5-4	-	-	-	-					

SCORING DRIVES

Opponent	No. of Plays	Total Yards	Drive Time	Type of Score	Score QTR/Time	Scoring Play
ULM	1	41	0:10	TD	2/10:51	Fortilien 41-yd rec
ULM	7	75	3:19	TD	3/11:41	Morgan 3-yd run
Lane	1	20	0:07	TD	1/13:20	McCoy 20-yd run
Lane	4	51	1:59	TD	1/9:17	Landy 1-yd rec
Lane	5	40	1:50	TD	1/6:18	Miller 6-yd run
Lane	4	-2	1:30	FG	1/2:06	Baeza 45-yd fg
Lane	3	65	0:54	TD	1/0:00	McCoy 60-yd run
Lane	3	45	1:03	TD	2/11:42	Fortilien 28-yd rec
Lane	8	56	3:18	TD	2/6:36	Paul 4-yd rec
Lane	3	13	0:37	FG	2/0:00	Baeza 43-yd fg
Lane	2	65	0:49	TD	3/9:04	Spencer 55-yd rec
Lane	6	41	2:34	FG	3/5:26	Baeza 33-yd fg
Southern	8	58	2:19	FG	1/12:35	Baeza 25-yd fg
Southern	11	72	4:59	TD	1/3:50	Martin 1-yd run
Southern	5	59	2:06	TD	2/14:18	Landy 30-yd rec
Southern	3	52	0:52	TD	2/2:49	Miller 30-yd run
Southern	6	35	3:11	FG	3/9:21	Baeza 39-yd fg
Southern	7	66	3:37	TD	3/2:23	Mulligan 5-yd run
Grambling State	1	70	0:12	TD	2/12:32	Fortilien 70-yd rec
Grambling State	8	75	3:38	TD	2/2:20	Terrell 33-yd run
Grambling State	5	90	1:56	TD	3/3:23	Dupree 66-yd rec
Texas Southern	13	86	5:24	FG	1/6:52	Baeza 26-yd fg
Texas Southern	16	69	8:16	FG	2/9:28	Baeza 38-yd fg
Texas Southern	1	33	0:08	TD	2/5:16	Henderson 33-yd rec
Texas Southern	9	50	4:16	TD	3/10:34	Morgan 2-yd run
Texas Southern	2	50	0:56	TD	3/7:35	Fortilien 16-yd rec
Texas Southern	2	74	0:48	TD	4/7:05	Morgan 72-yd run
Texas Southern	-	-	-	SAF	4/5:35	Blocked Punt
Texas Southern	-	-	-	TD	4/5:19	Terrell 79-yd ko ret
Alabama A&M	6	75	2:43	TD	1/12:17	Mulligan 6-yd run
Alabama A&M	3	31	1:11	TD	1/9:13	Mulligan 10-yd run
Alabama A&M	-	-	-	TD	1/2:05	Terrell 96-yd ko ret
Alabama A&M	7	82	2:28	TD	2/12:53	Fortilien 12-yd rec
Alabama A&M	4	39	1:21	TD	2/4:24	Fortilien 18-yd rec
Alabama A&M	7	37	1:43	FG	2/0:27	Baeza 23-yd fg
Alabama A&M	5	71	2:59	TD	3/6:44	Spencer 58-yd rec
Florida A&M	8	67	3:33	TD	1/10:07	Matthews 4-yd run
Florida A&M	2	73	0:46	TD	1/1:54	Mulligan 54-yd run
Florida A&M	8	55	3:42	FG	2/12:19	Baeza 36-yd fg
Florida A&M	-	-	-	TD	4/3:34	Webb 32-yd fum ret
Florida A&M	4	18	1:59	TD	4/1:16	Matthews 2-yd run

EXPLOSIVE PLAYS (25 YDS OR MORE)

Opponent (Qtr)	Type Play	Player	Result
ULM (2nd)	Pass	Fortilien 41-yd reception from Morgan	Touchdown
ULM (3rd)	Pass	Landy 27-yd reception from Morgan	First Down
Lane (1st)	Pass	Landy 42-yd reception from McCoy	First Down
Lane (1st)	Rush	McCoy 60-yd rush	Touchdown
Lane (2nd)	Pass	Fortilien 28-yd reception from McCoy	Touchdown
Lane (3rd)	Pass	Spencer 55-yd reception from Morgan	Touchdown
Lane (3rd)	Pass	Henderson 32-yd reception from Morgan	Touchdown
Southern (1st)	Pass	Martin 27-yd reception from Morgan	First Down
Southern (2nd)	Pass	Landy 30-yd reception from Morgan	Touchdown
Southern (2nd)	Rush	Miller 30-yd rush	Touchdown
Southern (3rd)	Pass	Spencer 25-yd reception from Morgan	First Down
Southern (3rd)	Pass	Fortilien 27-yd reception from Morgan	First Down
Grambling State (1st)	Rush	Mulligan 29-yd run	First Down
Grambling State (2nd)	Pass	Fortilien 70-yd reception from McCoy	Touchdown
Grambling State (2nd)	Pass	Martin 26-yd pass from McCoy	First Down
Grambling State (2nd)	Rush	Terrell 33-yd run	Touchdown
Grambling State (3rd)	Rush	Martin 33-yd run	First Down
Grambling State (3rd)	Rush	Dupree 66-yd reception from Morgan	Touchdown
Grambling State (4th)	Pass	Spencer 40-yd reception from Morgan	Touchdown
Texas Southern	Rush	Mulligan 32-yd run	First Down
Texas Southern	Int	Guthrie 28-yd interception ret	-
Texas Southern	Pass	Henderson 33-yd pass from Morgan	Touchdown
Texas Southern	Pass	Fortilien 30-yd reception from Morgan	First Down
Texas Southern	Pass	Spencer 44-yd reception from Morgan	First Down
Texas Southern	Kick Return	Terrell 27-yd kickoff return	-
Texas Southern	Rush	Morgan 72-yd run	Touchdown
Texas Southern	Kick Return	Terrell 79-yd kickoff return	Touchdown
Alabama A&M	Pass	Henderson 46-yd reception from Morgan	First Down
Alabama A&M	Punt Return	Terrell 44-yd punt return	First Down
Alabama A&M	Kick Return	Terrell 96-yd kickoff return	Touchdown
Alabama A&M	Pass	Fortilien 32-yd reception from Morgan	First Down
Alabama A&M	Rush	Mulligan 25-yd run	First Down
Alabama A&M	Pass	Spencer 58-yd reception from Morgan	Touchdown
Florida A&M	Pass	Henderson 44-yd pass from Morgan	First Down
Florida A&M	Return	Terrell 35-yard kickoff return	First Down
Florida A&M	Rush	Mulligan 54-yd run	Touchdown
Florida A&M	Return	Webb 32-yd fumble return	Touchdown

DRIVE SUPERLATIVES

	JACKSON STATE (Game)	OPPONENTS (Game)
Shortest Drive (plays)	1, eight times (last at Texas Southern, 9/28)	1, Florida A&M, 10/19 (3:15/4th qtr)
Shortest Drive (yards)	-22 vs. Lane, 9/7 (8:01/4th qtr)	-21, Texas Southern, 9/28 (5:06/1st qtr)
Shortest Drive (time elapsed)	0:07, vs. Lane, 9/7 (13:20/1st qtr)	0:12, Florida A&M, 10/19 (3:15/4th qtr)
Longest Drive (plays)	16 at Texas Southern, 9/28 (9:28/2nd qtr)	14, Alabama A&M, 10/5 (5:54/2nd qtr)
Longest Drive (yards)	86 at Texas Southern, 9/28 (6:52/1st qtr)	97, Southern, 9/14 (7:41/4th qtr)
Longest Drive (time elapsed)	8:16 at Texas Southern, 9/28 (9:28/2nd qtr)	6:51, Alabama A&M, 10/5 (5:54/2nd qtr)

SUPERLATIVES

JACKSON STATE INDIVIDUAL GAME HIGHS

RUSHES	18	Irv Mulligan vs Florida A&M (10/19/2024)
YARDS RUSHING	139	Irv Mulligan vs Florida A&M (10/19/2024)
TD RUSHES	2	Emari Matthews vs Florida A&M (10/19/2024)
	2	Irv Mulligan vs Alabama A&M (N) (10/05/2024)
	2	Jacobian Morgan at Texas Southern (09/28/2024)
	2	Cam'Ron McCoy vs Lane (09/07/2024)
LONG RUSH	72	Jacobian Morgan at Texas Southern (09/28/2024)
PASS ATTEMPTS	28	Jacobian Morgan at ULM (08/29/2024)
PASS COMPLETIONS	23	Jacobian Morgan at ULM (08/29/2024)
YARDS PASSING	228	Jacobian Morgan at ULM (08/29/2024)
TD PASSES	3	Jacobian Morgan vs Alabama A&M (N) (10/05/2024)
LONG PASS	70	Cam'Ron McCoy at Grambling (09/21/2024)
RECEPTIONS	6	Joanes Fortilien vs Alabama A&M (N) (10/05/2024)
	6	Travis Terrell Jr. at ULM (08/29/2024)
YARDS RECEIVING	107	Isaiah Spencer vs Lane (09/07/2024)
TD RECEPTIONS	2	Joanes Fortilien vs Alabama A&M (N) (10/05/2024)
LONG RECEPTION	70	Joanes Fortilien at Grambling (09/21/2024)
PUNTS	4	Matt Noll at ULM (08/29/2024)
PUNTING AVG	50.5	Matt Noll at ULM (08/29/2024)
LONG PUNT	57	Matt Noll at ULM (08/29/2024)
PUNTS INSIDE 20	2	Matt Noll vs Alabama A&M (N) (10/05/2024)
	2	Matt Noll vs Southern U. (09/14/2024)
LONG PUNT RETURN	44	Travis Terrell Jr. vs Alabama A&M (N) (10/05/2024)
LONG KICKOFF RETURN	96	Travis Terrell Jr. vs Alabama A&M (N) (10/05/2024)
TACKLES	10	Ashton Taylor at ULM (08/29/2024)
SACKS	2.5	Joshua Nobles vs Southern U. (09/14/2024)
TACKLES FOR LOSS	3.5	Tru Thompson vs Alabama A&M (N) (10/05/2024)

JACKSON STATE TEAM GAME HIGHS

RUSHES	43	Florida A&M (10/19/2024)
YARDS RUSHING	256	at Texas Southern (09/28/2024)
YARDS PER RUSH	7.1	Lane (09/07/2024)
TD RUSHES	3	Florida A&M (10/19/2024)
	3	Southern U. (09/14/2024)
	3	Lane (09/07/2024)
PASS ATTEMPTS	29	at Grambling (09/21/2024)
	29	at ULM (08/29/2024)
PASS COMPLETIONS	24	at ULM (08/29/2024)
YARDS PASSING	279	at Grambling (09/21/2024)
YARDS PER PASS	14.1	vs Alabama A&M (N) (10/05/2024)
TD PASSES	4	Lane (09/07/2024)
TOTAL PLAYS	68	Florida A&M (10/19/2024)
TOTAL OFFENSE	441	at Texas Southern (09/28/2024)
YARDS PER PLAY	9.4	Lane (09/07/2024)
POINTS	58	Lane (09/07/2024)
SACKS BY	5	at Texas Southern (09/28/2024)
FIRST DOWNS	24	Florida A&M (10/19/2024)
PENALTIES	11	at Grambling (09/21/2024)
PENALTY YARDS	111	at Grambling (09/21/2024)
TURNOVERS	5	at Grambling (09/21/2024)
PUNTS	5	at ULM (08/29/2024)
PUNTING AVG	44.0	vs Alabama A&M (N) (10/05/2024)
LONG PUNT	57	at ULM (08/29/2024)
PUNTS INSIDE 20	2	vs Alabama A&M (N) (10/05/2024)
	2	Southern U. (09/14/2024)
LONG PUNT RETURN	44	vs Alabama A&M (N) (10/05/2024)

OPPONENT INDIVIDUAL GAME HIGHS

RUSHES	20	Jordon Davis at Texas Southern (09/28/2024)
YARDS RUSHING	103	Ahmad Hardy at ULM (08/29/2024)
TD RUSHES	2	Ke'Travian Hargrove at Grambling (09/21/2024)
LONG RUSH	46	Cornelius Brown vs Alabama A&M (N) (10/05/2024)
PASS ATTEMPTS	42	Xavier Lankford vs Alabama A&M (N) (10/05/2024)
PASS COMPLETIONS	21	Xavier Lankford vs Alabama A&M (N) (10/05/2024)
YARDS PASSING	352	Noah Bodden vs Southern U. (09/14/2024)
TD PASSES	3	Daniel Richardson vs Florida A&M (10/19/2024)
	3	Xavier Lankford vs Alabama A&M (N) (10/05/2024)
LONG PASS	70	Daniel Richardson vs Florida A&M (10/19/2024)
RECEPTIONS	7	Keenan Hambrick vs Alabama A&M (N) (10/05/2024)
YARDS RECEIVING	121	Tyler Kirkwood vs Southern U. (09/14/2024)
TD RECEPTIONS	2	A'ceon Cobb vs Florida A&M (10/19/2024)
LONG RECEPTION	70	A'ceon Cobb vs Florida A&M (10/19/2024)
FIELD GOALS	2	Reed Harradine at Grambling (09/21/2024)
LONG FIELD GOALS	39	Max Larson at ULM (08/29/2024)
PUNTS	6	Marcelo Ortiz vs Lane (09/07/2024)
PUNTING AVG	49.7	Austin McCready vs Alabama A&M (N) (10/05/2024)
LONG PUNT	53	Austin McCready vs Alabama A&M (N) (10/05/2024)
PUNTS INSIDE 20	4	Makenzie Ryan at ULM (08/29/2024)
LONG PUNT RETURN	11	Davon Wells at ULM (08/29/2024)
LONG KICKOFF RETURN	41	Anthony Evelyn vs Lane (09/07/2024)
TACKLES	14	Horacio Johnson vs Southern U. (09/14/2024)
SACKS	1	Six different players
TACKLES FOR LOSS	3	Illie Miller vs Lane (09/07/2024)
INTERCEPTIONS	1	Five players

OPPONENT GAME HIGHS


RUSHES	43	vs Alabama A&M (N) (10/05/2024)
YARDS RUSHING	210	vs Alabama A&M (N) (10/05/2024)
YARDS PER RUSH	5.0	at ULM (08/29/2024)
TD RUSHES	2	vs Alabama A&M (N) (10/05/2024)
	2	at Grambling (09/21/2024)
	2	at ULM (08/29/2024)
PASS ATTEMPTS	46	vs Alabama A&M (N) (10/05/2024)
PASS COMPLETIONS	23	vs Alabama A&M (N) (10/05/2024)
	23	Southern U. (09/14/2024)
YARDS PASSING	387	Southern U. (09/14/2024)
YARDS PER PASS	9.9	Southern U. (09/14/2024)
TD PASSES	3	Florida A&M (10/19/2024)
	3	vs Alabama A&M (N) (10/05/2024)
TOTAL PLAYS	89	vs Alabama A&M (N) (10/05/2024)
TOTAL OFFENSE	492	vs Alabama A&M (N) (10/05/2024)
YARDS PER PLAY	6.9	Southern U. (09/14/2024)
POINTS	41	at Grambling (09/21/2024)
SACKS BY	2	Florida A&M (10/19/2024)
	2	at Grambling (09/21/2024)
	2	at ULM (08/29/2024)
FIRST DOWNS	28	vs Alabama A&M (N) (10/05/2024)
PENALTIES	9	at ULM (08/29/2024)
PENALTY YARDS	75	Florida A&M (10/19/2024)
TURNOVERS	3	Florida A&M (10/19/2024)
PUNTS	7	Lane (09/07/2024)
PUNTING AVG	49.7	vs Alabama A&M (N) (10/05/2024)
LONG PUNT	53	vs Alabama A&M (N) (10/05/2024)
PUNTS INSIDE 20	4	at Grambling (09/21/2024)
	4	at ULM (08/29/2024)
LONG PUNT RETURN	11	at ULM (08/29/2024)

PARTICIPATION

	GP / GS	ULM	LANE	SU	GSU	TSU	AAMU	FAMU	B-CU	UAPB	MVSU	ALST	ALCN
0 - Williams	7/7	START	START	START	START	START	START	START					
0 - Terrell Jr.	6/1	START	-	XXX	XXX	XXX	XXX	XXX					
1 - Powers Jr.	2/2	START	START	-	-	-	-	-					
1 - Wiggins Jr.	7/7	START	START	START	START	START	START	START					
2 - Nobles	7/6	XXX	START	START	START	START	START	START					
2 - Dupree	4/0	-	-	-	XXX	XXX	XXX	XXX					
3 - McDaniel	7/6	XXX	START	START	START	START	START	START					
3 - McDonald	2/0	-	XXX	-	-	XXX	-	-					
4 - Thompson	7/7	START	START	START	START	START	START	START					
4 - Henderson	6/5	-	XXX	START	START	START	START	START					
5 - Mulligan	5/5	-	-	START	START	START	START	START					
5 - Smith	7/6	START	START	START	START	START	START	START				XXX	
6 - McCoy	4/3	XXX	START	START	START	-	-	-					
6 - Guthrie	7/7	START	START	START	START	START	START	START					
7 - Gardner Jr.	5/0	-	XXX	XXX	XXX	-	XXX	XXX					
7 - Pulliam	7/7	START	START	START	START	START	START	START					
8 - Martin	3/0	-	-	XXX	XXX	-	XXX	-					
8 - Ward	7/0	XXX	XXX	XXX	XXX	XXX	XXX	XXX					
9 - McCray	3/3	START	START	START	-	-	-	-					
9 - Washington	7/1	XXX	XXX	XXX	XXX	XXX	XXX	START					
10 - Smith	3/0	-	-	-	-	XXX	XXX	XXX					
11 - Walker	6/4	START	-	XXX	XXX	START	START	START					
11 - Spencer	7/4	XXX	XXX	XXX	START	START	START	START					
12 - Sharpe	4/0	-	XXX	XXX	XXX	XXX	-	-					
13 - Bright	6/6	START	START	START	-	START	START	START					
13 - Mays Jr.	6/0	-	XXX	XXX	XXX	XXX	XXX	XXX					
14 - Moss	4/0	-	-	-	XXX	XXX	XXX	XXX					
15 - Morgan	7/4	START	XXX	XXX	XXX	START	START	START					
16 - Cherry	7/0	XXX	XXX	XXX	XXX	XXX	XXX	XXX					
16 - Fortilien	7/7	START	START	START	START	START	START	START					
17 - Simmons	4/0	-	XXX	XXX	XXX	-	XXX	-					
17 - Chisholm	6/1	-	XXX	XXX	START	XXX	XXX	XXX					
18 - Edmonds	7/0	XXX	XXX	XXX	XXX	XXX	XXX	XXX					
19 - Paul	3/0	XXX	XXX	XXX	-	-	-	-					
19 - Mitchell	4/0	-	-	XXX	-	XXX	-	XXX					
21 - Moultrie	7/0	XXX	XXX	XXX	XXX	XXX	XXX	XXX					
22 - Blount IV	5/0	XXX	XXX	XXX	XXX	XXX	-	-					
23 - Jenkins	7/0	XXX	XXX	XXX	XXX	XXX	XXX	XXX					
24 - Petty	6/0	XXX	-	XXX	XXX	XXX	XXX	XXX					
25 - Hawkins	7/1	START	XXX	XXX	XXX	XXX	XXX	XXX					
26 - Higgins	4/0	XXX	-	-	-	XXX	XXX	XXX					
27 - Miller	3/1	XXX	START	XXX	-	-	-	-					
28 - Posey	1/0	-	-	-	-	XXX	-	-					
29 - Boykin	2/0	-	XXX	XXX	-	-	-	-					
30 - Taylor	7/7	START	START	START	START	START	START	START					
31 - Dunn, Jr.	4/0	XXX	-	-	-	XXX	XXX	XXX					
32 - Jones Jr.	7/0	XXX	XXX	XXX	XXX	XXX	XXX	XXX					
33 - Brown Jr.	7/0	XXX	XXX	XXX	XXX	XXX	XXX	XXX					
36 - Johnson	6/0	-	XXX	XXX	XXX	XXX	XXX	XXX					
37 - Warren	3/0	-	-	-	XXX	-	XXX	XXX					
38 - Baeza	7/0	XXX	XXX	XXX	XXX	XXX	XXX	XXX					
39 - Webb	7/3	XXX	START	START	START	XXX	XXX	XXX					
40 - Barney	2/0	-	XXX	-	-	XXX	-	-					
41 - Salerno	7/0	XXX	XXX	XXX	XXX	XXX	XXX	XXX					
43 - Ward	7/0	XXX	XXX	XXX	XXX	XXX	XXX	XXX					
44 - Burns	3/0	-	-	-	-	XXX	XXX	XXX					
45 - Jiles Jr.	7/0	XXX	-	XXX	XXX	XXX	XXX	XXX					
47 - Ballard	5/0	XXX	XXX	XXX	XXX	XXX	-	-					
48 - Noll	7/0	XXX	XXX	XXX	XXX	XXX	XXX	XXX					
49 - Matthews	7/0	XXX	XXX	XXX	XXX	XXX	XXX	XXX					
50 - Wells	7/0	XXX	XXX	XXX	XXX	XXX	XXX	XXX					
51 - Hargon	6/0	XXX	-	XXX	XXX	XXX	XXX	XXX					
56 - Smith	1/1	START	-	-	-	-	-	-					
58 - James	4/4	START	START	START	-	XXX	-	-					
62 - Smith	6/6	START	START	START	-	START	START	START					
65 - Barton	4/2	-	-	-	START	XXX	START	XXX					
66 - King	1/0	-	XXX	-	-	-	-	-					
69 - White	3/0	-	-	-	-	XXX	XXX	XXX					
70 - Ford Jr.	7/7	START	START	START	START	START	START	START					
71 - Henry	6/6	START	START	START	START	START	-	START					
72 - Villaneuva	3/0	-	-	-	-	XXX	XXX	XXX					

PARTICIPATION

	GP / GS	ULM	LANE	SU	GSU	TSU	AAMU	FAMU	B-CU	UAPB	MVSU	ALST	ALCN
74 - Townes-Blue	7/7	START	START	START	START	START	START	START					
75 - X. Davis	3/0	-	-	-	-	XXX	XXX	XXX					
79 - Q. Davis	4/4	-	-	-	START	START	START	START					
82 - Mack	3/0	-	-	XXX	XXX	XXX	-	-					
83 - Saint-Louis	7/1	XXX	XXX	XXX	XXX	XXX	START	XXX					
85 - Bennett	2/0	-	-	-	-	-	XXX	XXX					
88 - Landy	6/6	START	START	START	START	START	-	START					
90 - Lacey	6/0	XXX	XXX	XXX	XXX	XXX	-	XXX					
94 - Cooks	4/0	-	-	-	XXX	XXX	XXX	XXX					
95 - Bowie	6/0	XXX	-	XXX	XXX	XXX	XXX	XXX					
98 - Martin	3/0	-	XXX	-	-	XXX	-	XXX					

	GAME ONE August 29, 2024 Attendance: 11,145
JACKSON STATE	14
ULM	30

BOX SCORE

SCORING SUMMARY

JACKSON STATE	0	7	7	0	-	14
ULM	7	7	7	9	-	30

- 1st 2:35 ULM Wells 11-yd pass from Booty (Larson kick)
- 2nd 10:51 JSU Fortilien 41-yd pass from Morgan (Baeza kick)
- 2nd 0:14 ULM Hardy 1-yd run (Larson kick)
- 3rd 11:41 JSU Morgan 3-yd run (Baeza kick)
- 3rd 7:32 ULM Jones 22-yd run (Larson kick)
- 4th 10:21 ULM Larson 39-yd field goal
- 4th 2:27 ULM Cambell 28-yd pass from Armenta (kick blocked)

STATISTICS

TEAM STATS	JSU	ULM
FIRST DOWNS	16	17
RUSHES-YARDS (NET)	24-59	41-204
PASSING YDS (NET)	227	132
Passes Comp.-Att.-Int.	24-29-1	11-15-0
TOTAL OFFENSE PLAYS-YARDS	53-286	56-336
Fumble Returns-Yards	0-0	0-0
Punt Returns-Yards	0-0	1-11
Kickoff Returns-Yards	2-34	2-43
Punts (Number-Avg)	5-42.8	5-39.0
Fumbles - Lost	2-0	0-0
Penalties - Yds.	8-60	9-46
Possession Time	25:11	34:49
3rd Down Conversions	5 of 12	5 of 14
4th Down Conversions	0 of 1	2 of 2
Red-Zone Scores - Chances	1-1	3-3
Sacks By: Number - Yards	2-21	2-18


INDIVIDUAL STATISTICS

RUSHING: JSU - Miller 9-46, Terrell Jr. 6-12, Morgan 2-(-2). ULM - Hardy 19-103, Jones 9-54, Curry 4-24, Booty 8-22, Herring 1-1.

PASSING: JSU - Morgan 23-28-1-228, McCoy 1-1-0-(-1). ULM - Booty 10-14-0-104, Armenta 1-1-0-28.

RECEIVING: JSU - Terrell Jr. 6-45, Landy 4-51, Powers 4-9, Miller 3-25, McCray 3-22, Fortilien 2-51, Paul 2-24. ULM - Cambell 4-83, Wells 4-26.

TACKLES (UA-A-TOT): JSU - Taylor 4-6-10, Pulliam 5-3-8, Guthrie 2-4-6, Smith 1-4-5, Ward 2-3-5, Washington 1-4-5, Webb 1-4-5. ULM - Williams 3-7-10, Vigers 3-6-9, Glass 4-5-9, Fauntroy 2-4-6.

	GAME TWO September 7, 2024 Attendance: 26,700
LANE	7
JACKSON STATE	58

BOX SCORE

SCORING SUMMARY

LANE	0	0	0	7	-	7
JACKSON STATE	31	17	10	0	-	58

- 1st 13:20 JSU McCoy 20-yd run (Baeza kick)
- 1st 9:17 JSU Landy 1-yd pass from McCoy (Baeza kick)
- 1st 6:18 JSU Miller 6-yd run (Baeza kick)
- 1st 2:06 JSU Baeza 45-yd field goal
- 1st 0:00 JSU McCoy 60-yd run (Baeza kick)
- 2nd 11:42 JSU Fortilien 28-yd pass from McCoy (Baeza kick)
- 2nd 6:36 JSU Paul 4-yd pass from Morgan (Baeza kick)
- 2nd 0:00 JSU Baeza 43-yd field
- 3rd 9:04 JSU Spencer 55-yd pass from Morgan (Baeza kick)
- 3rd 5:26 JSU Baeza 33-yd field goal
- 4th 3:01 LC Brown 2-yd run (Ortiz kick)

STATISTICS

TEAM STATS	LANE	JSU
FIRST DOWNS	10	16
RUSHES-YARDS (NET)	33-75	26-184
PASSING YDS (NET)	31	250
Passes Comp.-Att.-Int.	6-23-2	14-20-0
TOTAL OFFENSE PLAYS-YARDS	56-106	46-434
Fumble Returns-Yards	0-0	0-0
Punt Returns-Yards	0-0	2-27
Kickoff Returns-Yards	5-126	2-49
Punts (Number-Avg)	7-23.6	2-42.0
Fumbles - Lost	2-0	0-0
Penalties - Yds.	4-30	7-54
Possession Time	28:18	31:42
3rd Down Conversions	1 of 14	4 of 7
4th Down Conversions	2 of 5	0 of 0
Red-Zone Scores - Chances	1-1	5-5
Sacks By: Number - Yards	0-0	4-25


INDIVIDUAL STATISTICS

RUSHING: LANE - Brown 10-54, Duhe 13-42, Gaston 2-12, Evelyn 2-5. JSU - McCoy 6-107, Matthews 2-24, Powers 1-17, Miller 6-18, Boykin 3-15.

PASSING: LANE - Gaston 2-9-0-21, Johnson 4-14-2-10. JSU - Morgan 9-11-0-150, McCoy 5-9-2-100.

RECEIVING: LANE - Evelyn 2-2, Duhe 1-11, Pitts 1-11, Barbarin 1-11. JSU - Spencer 4-107, Paul 3-17, Landy 2-43, Fortilien 2-38.

TACKLES (UA-A-TOT): LANE - Brown 6-0-6, Howard 4-0-4, Irving 4-0-4. JSU - Williams 0-5-5, Nobles 1-4-5, Thompson 4-1-5, Pulliam 3-1-4, Hawkins 3-1-4.

	GAME THREE September 14, 2024 Attendance: 32,027
SOUTHERN	15
JACKSON STATE	33

BOX SCORE

SCORING SUMMARY

SOUTHERN	0	3	6	6	-	15
JACKSON STATE	10	13	10	0	-	33

- 1st 12:35 JSU Baeza 25-yd field goal
- 1st 3:50 JSU Martin 1-yd run
- 2nd 14:18 JSU Landy 30-yd pass from Morgan
- 2nd 2:49 JSU Miller 30-yd run (Baeza kick)
- 2nd 0:36 SU Griffin 29-yd field goal
- 3rd 9:21 JSU Baeza 39-yd field goal
- 3rd 6:10 SU Russell 3-yd run
- 3rd 2:23 JSU Mulligan 5-yd run (Baeza kick)
- 4th 7:31 SU Minor 16-yd pass from Bodden

STATISTICS

TEAM STATS	SU	JSU
FIRST DOWNS	18	19
RUSHES-YARDS (NET)	21-29	42-201
PASSING YDS (NET)	387	198
Passes Comp.-Att.-Int.	23-39-2	14-25-0
TOTAL OFFENSE PLAYS-YARDS	60-416	67-399
Fumble Returns-Yards	0-0	0-0
Punt Returns-Yards	0-0	2-21
Kickoff Returns-Yards	4-65	3-84
Punts (Number-Avg)	5-35.0	3-40.7
Fumbles - Lost	0-0	1-0
Penalties - Yds.	5-45	2-30
Possession Time	28:45	31:15
3rd Down Conversions	5 of 12	7 of 15
4th Down Conversions	0 of 1	0 of 0
Red-Zone Scores - Chances	3-3	3-3
Sacks By: Number - Yards	0-0	3-21


INDIVIDUAL STATISTICS

RUSHING: SU - Rhymes 8-18 Russell 3-9, Teasett 3-8. JSU - Mulligan 13-53, Miller 3-35, Terrell 6-34, Martin 12-33, McCoy 2-23.

PASSING: SU - Bodden 17-29-2-352, Teasett 6-10-0-35. JSU - Morgan 12-21-0-153, McCoy 2-4-0-45.

RECEIVING: SU - Whitfield 6-85, Davis 4-62, Kirkwood 3-121, Fuller 3-22, Morris 3-19. JSU - Spencer 5-41, Fortilien 3-60, Landy 1-30, Martin 1-27, Mulligan 1-22.

TACKLES (UA-A-TOT): SU - Johnson 9-5-14, Givens 5-2-7, Williams 6-1-7, Harry 4-3-7. JSU - Bright 8-0-8, Nobles 3-3-6, Pulliam 3-3-6.

	GAME FOUR September 23, 2024 Attendance: 19,085
JACKSON STATE	20
GRAMBLING STATE	41

BOX SCORE

SCORING SUMMARY

JACKSON STATE	0	13	7	0	-	20
GRAMBLING STATE	14	7	7	13	-	30

- 1st 12:01 GSU Hargrove 7-yd run (Harradine kick)
- 1st 5:36 GSU Waters 22-yd pass from Crawley (Harradine kick)
- 2nd 12:32 JSU Fortilien 70-yd pass from McCoy (Baeza kick)
- 2nd 2:20 JSU Terrell 33-yd run (PAT missed)
- 2nd 0:47 GSU Lee-Collins 22-yd int return (Harradine kick)
- 3rd 3:23 JSU Dupree 66-yd pass from Morgan (Baeza kick)
- 3rd 0:42 GSU Marshall 4-yd fumble recovery (Harradine kick)
- 4th 13:19 GSU Hargrove 1-yd run (Harradine kick)
- 4th 4:30 GSU Harradine 29-yd field goal
- 4th 1:08 GSU Harradine 32-yd field goal

STATISTICS

TEAM STATS	JSU	GSU
FIRST DOWNS	16	17
RUSHES-YARDS (NET)	31-159	39-104
PASSING YDS (NET)	279	167
Passes Comp.-Att.-Int.	13-29-2	16-28-2
TOTAL OFFENSE PLAYS-YARDS	60-438	67-271
Fumble Returns-Yards	0-0	1-4
Punt Returns-Yards	2-3	0-0
Kickoff Returns-Yards	5-91	4-89
Punts (Number-Avg)	4-25.5	6-40.8
Fumbles - Lost	4-3	0-0
Penalties - Yds.	11-111	4-25
Possession Time	25:12	34:48
3rd Down Conversions	3 of 12	4 of 14
4th Down Conversions	1 of 3	0 of 0
Red-Zone Scores - Chances	0-0	5-7
Sacks By: Number - Yards	2-15	2-16


INDIVIDUAL STATISTICS

RUSHING: JSU - Martin 8-56, Terrell 5-45, Mulligan 7-39, McCoy 8-16, Morgan 3(-1). GSU - Hargrove 16-81, Bradford 12-27, Phillips 3-6.

PASSING: JSU - McCoy 8-17-1-140, Morgan 5-12-1-139. GSU - Crawley 16-28-1-167.

RECEIVING: JSU - Fortilien 3-91, Spencer 3-58, Terrell 3-32, Martin 2-23. GSU - Robinson 5-44, Howard 3-22, Hargrove 2-28, Bellazar 2-15, Knighten 2(-2).

TACKLES (UA-A-TOT): JSU - McDaniel 5-3-8, Williams 5-2-7, Pulliam 2-4-6, Chisholm 4-2-6. GSU - Jones 6-5-11, Barley 4-3-7, Linzer 4-0-4, Hardy 1-3-4.

	GAME FIVE September 28, 2024 Attendance: 13,173
JACKSON STATE	43
TEXAS SOUTHERN	14

BOX SCORE

SCORING SUMMARY

JACKSON STATE	3	10	14	16	-	43
TEXAS SOUTHERN	0	0	0	14	-	14

- 1st 6:52 JSU Baeza 26-yd field goal
- 2nd 9:28 JSU Baeza 38-yd field goal
- 2nd 5:16 JSU Henderson 33-yd pass from Morgan (Baeza kick)
- 3rd 10:34 JSU Morgan 2-yd run (Baeza kick)
- 3rd 7:35 JSU Fortilien 16-yd pass from Morgan (Baeza kick)
- 4th 14:47 TSU Leary 17-yd pass from Davis (Romero kick)
- 4th 8:00 TSU Davis 4-yd run (Romero kick)
- 4th 7:05 JSU Morgan 72-yd run (Baeza kick)
- 4th 5:35 JSU Safety
- 4th 5:19 JSU Terrell 79-yd kickoff return (Baeza kick)

STATISTICS

TEAM STATS	JSU	TSU
FIRST DOWNS	17	17
RUSHES-YARDS (NET)	256	108
PASSING YDS (NET)	185	115
Passes Comp.-Att.-Int.	13-22-0	13-25-1
TOTAL OFFENSE PLAYS-YARDS	63-441	63-223
Fumble Returns-Yards	0-0	0-0
Punt Returns-Yards	2-28	0-0
Kickoff Returns-Yards	4-172	6-158
Punts (Number-Avg)	2-39.5	6-34.0
Fumbles - Lost	1-1	1-0
Penalties - Yds.	6-82	6-39
Possession Time	26:40	29:37
3rd Down Conversions	7 of 14	4 of 13
4th Down Conversions	1 of 2	1 of 3
Red-Zone Scores - Chances	4-4	2-2
Sacks By: Number - Yards	5-48	1-3


INDIVIDUAL STATISTICS

RUSHING: JSU - Morgan 10-96, Mulligan 11-76, Terrell 7-33, Moultrie 6-16. TSU - Davis 19-33, Quinn 6-32, Green 5-19, Ford 3-17.

PASSING: JSU - Morgan 13-22-0-185. TSU - Davis 13-25-1-115.

RECEIVING: JSU - Fortilien 4-62, Henderson 3-51, Dupree 2-13. TSU - Leary 5-59, Johnson 3-11, Sims 2-33.

TACKLES (UA-A-TOT): JSU - Pulliam 4-4-8, Nobles, 4-4-8, Taylor 4-2-6, Hawkins 2-4-6. TSU - Bogerty 4-6-10, Bouldin 3-4-7.

	GAME SIX October 5, 2024 Attendance: 14,956
ALABAMA A&M	38
JACKSON STATE	45

BOX SCORE

SCORING SUMMARY

ALABAMA A&M	3	7	14	14	-	38
JACKSON STATE	21	17	7	0	-	45

- 1st 12:17 JSU Mulligan 6-yd run (Baeza kick)
- 1st 9:13 JSU Mulligan 10-yd run (Baeza kick)
- 1st 2:20 AAM Barbosa 34-yd field goal
- 1st 2:05 JSU Terrell Jr. 96-yd kickoff return (Baeza kick)
- 2nd 12:53 JSU Fortilien 12-yd pass from Morgan (Baeza kick)
- 2nd 5:54 AAM Lankford 1-yd run (Barbosa kick)
- 2nd 4:24 JSU Fortilien 18-yd pass from Morgan (Baeza kick)
- 2nd 0:27 JSU Baeza 23-yd field goal
- 3rd 9:48 AAM Payne 20-yd pass from Lankford (Barbosa kick)
- 3rd 6:44 JSU Spencer 58-yd pass from Morgan (Baeza kick)
- 3rd 1:14 AAM Nelson 7-yd pass from Lankford (Barbosa kick)
- 4th 10:51 AAM Welch 12-yd pass from Lankford (Barbosa kick)
- 4th 2:46 AAM Moffett 4-yd run (Barbosa kick)

STATISTICS

TEAM STATS	AAMU	JSU
FIRST DOWNS	28	17
RUSHES-YARDS (NET)	210	140
PASSING YDS (NET)	282	226
Passes Comp.-Att.-Int.	23-46-0	11-16-1
TOTAL OFFENSE PLAYS-YARDS	89-492	45-366
Fumble Returns-Yards	0-0	0-0
Punt Returns-Yards	0-0	2-62
Kickoff Returns-Yards	8-142	3-119
Punts (Number-Avg)	3-49.7	2-44.0
Fumbles - Lost	2-1	0-0
Penalties - Yds.	7-50	6-50
Possession Time	39:49	20:11
3rd Down Conversions	6 of 17	3 of 7
4th Down Conversions	6 of 6	1 of 1
Red-Zone Scores - Chances	6 of 6	5 of 5
Sacks By: Number - Yards	1-4	1-6

INDIVIDUAL STATISTICS

RUSHING: AAMU - Eaglin 14-88, Brown 2-347, Smith 3-24, Langford 11-16. JSU - Mulligan - 17-92, Martin 6-27, Morhan 4-11.

PASSING: AAMU - Langford 21-42-0-245, Brown 1-2-0-3, Smith 0-1-0-0, McCready 1-1-0-34. JSU - Morgan 11-16-1-226.

RECEIVING: AAMU - Hambrick 7-50, Welch 5-73, Eaglin 3-15, Nelson 2-32, Payne 2-31. JSU - Fortilien 6-83, Spencer 1-58, Henderson 1-46, Bennett 1-22, Dupree 1-19, Martin 1(-2).

TACKLES (UA-A-TOT): AAMU - Andrews 4-4-8, Pait 5-1-6, Smith 4-2-6, Dawson 2-24. JSU - Walker 1-7-8, Pulliam 5-2-7, Williams 3-4-7, McDaniel 5-1-6, Wiggins Jr. 5-1-6, Smith 5-0-5, Nobles 2-3-5.



GAME SEVEN

October 19, 2024
Attendance: 28,450

FLORIDA A&M	21
------------------------	-----------

JACKSON STATE	35
----------------------	-----------

BOX SCORE

SCORING SUMMARY

FLORIDA A&M	14	7	0	0	-	21
JACKSON STATE	14	6	0	15	-	30

1st 10:07 JSU Matthews 4-yd run (Baeza kick)
1st 2:53 FAM Cobb 70-yd pass from Richardson (Gillis kick)
1st 1:54 JSU Mulligan 54-yd run (Baeza kick)
1st 1:11 FAM Gasset 34-yd pass from Richardson (Gillis kick)
2nd 12:19 JSU Baeza 36-yd field goal
2nd 4:51 FAM Cobb 8-yd pass from Richardson (Gillis kick)
2nd 0:09 JSU Baeza 37-yd field goal
4th 3:34 JSU Webb 32-yd fumble recovery (Morgan rush)
4th 1:16 JSU Matthews 2-yd run (Baeza kick)

STATISTICS

TEAM STATS	FAMU	JSU
FIRST DOWNS	14	24
RUSHES-YARDS (NET)	26-63	43-245
PASSING YDS (NET)	248	155
Passes Comp.-Att.-Int.	19-28-1	15-25-1
TOTAL OFFENSE PLAYS-YARDS	54-311	68-400
Fumble Returns-Yards	2-17	2-34
Punt Returns-Yards	0-0	1-1
Kickoff Returns-Yards	7-138	4-57
Punts (Number-Avg)	5-36.6	1-26.0
Fumbles - Lost	3-2	3-3
Penalties - Yds.	7-75	7-75
Possession Time	25:53	34:07
3rd Down Conversions	5 of 13	3 of 11
4th Down Conversions	0 of 0	2 of 2
Red-Zone Scores - Chances	1-1	4-4
Sacks By: Number - Yards	2-16	3-14

INDIVIDUAL STATISTICS

RUSHING: FAMU - Franklin 15-63, Dean 6-17, Richardson 5-(-17).
JSU - Mulligan 18-139, Morgan 13-56, Terrell 5-22, Matthews 5-22,
Moultrie 2-6.

PASSING: FAMU - Richardson 19-28-1-248. JSU - Morgan 15-25-1-155.

RECEIVING: FAMU - Gasset 4-64, Cobb 3-92, Dean 2-40, Summersett
2-18, Franklin 2-16, Johnson 2-11, Lee 2-0. JSU - Dupree 4-33,
Henderson 3-71, Fortilien 3-26, Spencer 2-14.

TACKLES (UA-A-TOT): FAMU - Jenkins 8-2-10, Wilson 6-2-8, JSU -
Williams 3-6-9, Nobles 3-3-6, Webb 0-5-5.

NATIONAL RANKINGS

AFCA TOP 25 (October 21, 2024)

Team	Record	Pts
1 North Dakota State (24)	7-1	648
2 Montana State (2)	8-0	614
3 South Dakota State	5-2	590
4 South Dakota	6-1	581
5 UC Davis	7-1	542
6 Southeast Missouri State	7-1	502
7 North Dakota	5-2	476
8 Tarleton State	6-1	472
9 Montana	5-2	409
10 Central Arkansas	5-2	366
11 UIW	5-2	350
12 Idaho	5-3	327
13 Richmond	5-2	308
14 Villanova	5-2	301
15 William & Mary	5-2	285
16 Rhode Island	6-1	262
17 Mercer	6-1	261
18 Missouri State	5-2	201
19 Abilene Christian	5-3	192
20 Illinois State	5-3	147
21 North Carolina Central	5-2	131
22 Dartmouth	5-0	110
23 Jackson State	5-2	82
24 Stony Brook	5-2	49
25 Chattanooga	4-3	40

RECEIVING VOTES: Duquesne, 37; New Hampshire, 22; East Tennessee State, 18; UT Martin, 18; Western Carolina, 18; **Florida A&M, 15**; Monmouth (N.J.), 15; Tennessee State, 13; Sacramento St., 10; Harvard, 8; Drake, 7; Columbia, 5; Lafayette, 4; Robert Morris, 4; Lamar, 3; Butler, 2; Northern Arizona, 2; Samford, 2; Southeastern Louisiana, 1.

Stats Perform Top 25 (October 21, 2024)

Team	Record	Pts
1 North Dakota State (40)	7-1	1384
2 Montana State (16)	8-0	1351
3 South Dakota State	5-2	1286
4 South Dakota	6-1	1237
5 UC Davis	7-1	1172
6 Southeast Missouri State	7-1	1074
7 North Dakota	5-2	1006
8 Tarleton State	6-2	929
9 Montana	5-2	854
10 Incarnate Word	5-2	826
11 Idaho	5-3	809
12 Central Arkansas	5-2	785
13 Villanova	5-2	736
14 Mercer	6-1	708
15 Rhode Island	6-1	637
16 William & Mary	5-2	558
17 Abilene Christian	5-3	518
18 Richmond	5-2	512
19 Chattanooga	4-3	395
20 North Carolina Central	5-2	237
21 Illinois State	5-3	199
22 Dartmouth	5-0	184
23 East Tennessee State	4-3	142
24 Western Carolina	4-3	124
25 Tennessee State	6-2	103

RECEIVING VOTES: UT Martin (4-3, 2-1 Big South-OVC), 82; Stony Brook (5-2, 2-1 CAA), 69; Duquesne (4-2, 2-0 NEC), 39; Sacramento State (3-4, 1-2 Big Sky), 36; Harvard (4-1, 1-1 Ivy), 32; Monmouth (4-3, 2-1 CAA), 30; **Jackson State (5-2, 3-0 SWAC), 29**; Northern Arizona (4-4, 2-2 Big Sky), 28; Southeastern Louisiana (4-4, 3-0 Southland), 18; Drake (5-1, 4-0 Pioneer), 14; New Hampshire (4-3, 2-1 CAA), 12; **Florida A&M (3-3, 1-1 SWAC), 6**; Dayton (5-1, 3-0 Pioneer), 5; Samford (3-3, 2-1 SoCon), 5; Lamar (4-3, 1-1 Southland), 4; Maine (4-3, 2-2 CAA), 2

HBCU Major Divison Poll (October 21, 2024)

Team	Record	Last Wk
1 North Carolina Central	5-2	2
2 Jackson State	5-2	3
3 Florida A&M	3-3	1
4 South Carolina State	4-2	4
5 Tennessee State	6-2	6
6 Southern	4-3	9
7 Alcorn State	4-4	5
8 Hampton	4-3	7
9 Grambling State	4-3	8
10 Alabama State	3-3	10
11 Texas Southern	2-4	11
12 Morgan State	3-4	13
13 Howard	3-4	12
14 Alabama A&M	3-3	14
15 UAPB	2-5	15
16 Prairie View A&M	2-5	16
17 Norfolk State	2-6	17
18 Delaware State	1-6	18
19 Bethune-Cookman	1-6	21
20 North Carolina A&T	1-6	19
21 Mississippi Valley State	0-7	20



MEDIA POLICIES



PUBLIC RELATIONS / SPORTS MEDIA STAFF

Associate Athletic Director / Public Relations & Sports Media

Travis Jarome (Football Contact)

Phone (cell): 769.798.8995

Phone (office): 601.979.0857

Email: travis.j.jarome@jsums.edu

Assistant Director

Taylor Jeanlewis

Phone (office): 601.979.0849

Email: taylor.r.jeanlewis@jsums.edu

Assistant Director

Kendal Manns (Secondary Contact)

Email: kendal.k.manns@jsums.edu

Assistant Athletic Director / Broadcasting & Video Services

Rob Jay

Email: robert.h.jeuitt@jsums.edu

THE WEEK AHEAD

Monday	Tuesday	Wednesday	Thursday	Friday	Saturday	Sunday
OFF DAY Press Conference 11:30 am - 12 pm SWAC Zoom 11:55 am - 12:05 pm	Practice 8:30 am - 10:30 am NO INTERVIEWS	Practice 8:30 am - 10:30 am NO INTERVIEWS	Practice 8:30 am - 10:30 am NO INTERVIEWS	TRAVEL DAY NO INTERVIEWS	Game at Bethune-Cookman 3:00 pm (ET) POST GAME ONLY	Walk-Through 8:30 am - 10:30 am NO INTERVIEWS
21	22	23	24	25	26	13

POSTGAME INTERVIEWS

Head coach T.C. Taylor and selected student-athletes will be available to the media following all home games, and selected road games upon request. Any requests for additional coaches or student-athletes not selected may be made to Travis Jarome (travis.j.jarome@jsums.edu) any point during or immediately after the game.

GAME NOTES

Game notes for all games are available on the football page on the official athletics website at GoJSUTigers.com.

CREDENTIALS

Credentials for covering Jackson State's 2024 football season, can be obtained by following the credential requests guidelines on GoJSUTigers.com. If you have any questions, you can email Associate Athletic Director/Sports Media, **Travis Jarome** at travis.j.jarome@jsums.edu.

DISTRIBUTION LISTS

To be added to the Jackson State Athletics media distribution list, email your media outlet and email addresses to Associate Athletic Director/Sports Media, **Travis Jarome** at travis.j.jarome@jsums.edu. All outlets on the distribution list will receive PDFs of the box score and play by play, as well as notes and quotes following each game.



ALL-TIME RECORDS

Most Rushing Yards

Game: 345, Williams Arnold vs. Texas Southern, 1993

Season: 1,644, Destry Wright, 1999

Career: 4,050, Destry Wright, 1997-1999

Total Offense

Game: 568, Robert Kent vs. NC A&T, 2002

Season: 3,824, Robert Kent, 2001

Career: 12,565, Robert Kent, 2000-2003

Most Passes Attempted

Game: 53, Robert Kent vs. NC A&T, 2002

Season: 453, Robert Kent, 2001

Career: 1,539, Robert Kent, 2000-2003

Most Passes Completed

Game: 41, Robert Kent vs. NC A&T, 2002

Season: 344, Shedeur Sanders, 2022

Career: 825, Robert Kent, 2000-2003

Most Passing Yards

Game: 585, Robert Kent vs. Alabama State, 2001

Season: 3,791, Casey Therriault, 2011

Career: 11,797, Robert Kent, 2000-2003

Most Touchdown Passes

Game: 7, Mark Washington, at Grambling, 1998

Season: 40, Shedeur Sanders, 2022

Career: 104, Robert Kent, 2000-2003

Most Passes Caught

Game: 14, TC Taylor, vs. Alabama State, 2001

Season: 84, TC Taylor, 2001

Career: 183, Dan Williams, 2013-16

Most Receiving Yards

Game: 235, Rico Richardson, vs. Texas Southern, 2011

Season: 1,286, Sylvester Morris, 1999

Career: 3,616, Willie Richardson, 1950-1952

Most Touchdowns Receiving

Game: 5, Sylvester Morris, vs. Grambling State, 1998

Season: 17, Sylvester Morris, 1998

Career: 36, Willie Richardson, 1950-1952

Most Touchdowns Scored

Game: 7, Walter Payton, vs. Lane, 1972

Season: 24, Walter Payton, 1973

Career: 56, Walter Payton, 1971-1974

Most Points Scored

Game: 42, Walter Payton, vs. Lane, 1972

Season: 180, Walter Payton, 1973

Career: 464, Walter Payton, 1971-1974

Most Interceptions

Game: 5, Karl Johnson vs. Grambling State, 1962

Season: 11, Lem Barney, 1966

Season: 11, Richard Harvey, 1968

Season: 11, Anthony Young, 1978

Career: 26, Lem Barney, 1964-1966

Most Interceptions Returned for TD

4, Robert Turner, 1990 (career)

Most Yards Returning Punts

459, Daryl Jones, 1966

Best Kickoff Return Average

36.9, Isaiah Bolden, 2021

Most Yards Returning Kickoffs

709, Terrey Thigpen, 2000

Most Field Goals

Season: 17, Eric Perri, 2007

Career: 52, Ryan Deising, 2012-2015

Longest Field Goal Made

Season: 50, Eric Perri, 2007 vs. Tennessee State

Season: 50, Ryan Deising, 2014 vs. Prairie View A&M

Longest Field Goal Attempted

53, Vernon Perry, 1985 vs. Texas Southern

Most Extra Points

Season: 51, Ike Ayozie, 1989

Career: 63, Ike Ayozie, 1989-1990

Most Consecutive Extra Points

Season: 45, Ike Ayozie, 1989-1990

Most Punts

Season: 87, Fred McCrae, 1987

Career: 270, Fred McCrae, 1987-1990

Most Yards Punting

Season: 3,385, Fred McCrae, 1987

Career: 10,550, Fred McCrae, 1987-1990

ALL-TIME RECORD BOOK

Passing Yards

	Year	Player	Yards
1.	2011	Casey Therriault	3,808
2.	2022	Shedeur Sanders	3,752
3.	2001	Robert Kent	3,640
4.	2010	Casey Therriault	3,436
5.	2002	Robert Kent	3,374
6.	2021	Shedeur Sanders	3,231
6.	2014	LaMontiez Ivy	3,209
8.	1990	Shawn Gregory	2,870
9.	1999	Mark Washington	2,786
10.	1996	Grailyn Pratt	2,600

Passing Completions

	Year	Player	Completions
1.	2022	Shedeur Sanders	344
2.	2011	Casey Therriault	272
	2021	Shedeur Sanders	272
4.	2014	LaMontiez Ivy	270
5.	2010	Casey Therriault	255
6.	2001	Robert Kent	245
7.	2002	Robert Kent	231
8.	1996	Grailyn Pratt	202
9.	1995	Grailyn Pratt	191
10.	2003	Robert Kent	184

Touchdown Passes

	Year	Player	Touchdowns
1.	2022	Shedeur Sanders	40
2.	2001	Robert Kent	31
	2002	Robert Kent	31
	2010	Casey Therriault	31
5.	2021	Shedeur Sanders	30
6.	1999	Mark Washington	29
	2021	Shedeur Sanders	29
	2000	Robert Kent	27
	2011	Casey Therriault	27
10.	1998	Mark Washington	26

Passing Completion Percentage (over 150 att.)

	Year	Player	Percentage
1.	2022	Shedeur Sanders	70.5
2.	2021	Shedeur Sanders	65.9
3.	2014	LaMontiez Ivy	64.0
4.	2023	Jason Brown	63.6
5.	2010	Casey Therriault	58.4
6.	2007	Jimmy Oliver	58.0
7.	2008	Trae Rutland	56.9
8.	1964	Bennie Crenshaw	56.3
9.	1996	Grailyn Pratt	56.0
10.	1992	Ricky Jordan	55.8

Scoring

	Year	Player	Points
1.	1973	Walter Payton	160
2.	1974	Walter Payton	123
3.	1972	Walter Payton	117
4.	1998	Sylvester Morris	106
5.	1999	Sylvester Morris	90
	1999	Destry Wright	90
	1992	James Johnson	90
8.	2007	Eric Perri	88
9.	1990	Ike Ayozie	87
10.	2014	Ryan Deising	86

Pass Receptions

	Year	Player	Receptions
1.	2001	T. C. Taylor	84
2.	2014	Daniel Williams	73
3.	1999	Sylvester Morris	69
	2021	Keith Corbin	69
5.	1988	Ron Lewis	67
6.	2002	Tim Manning	66
	2022	Shane Hooks	66
8.	2022	Dallas Daniels	63
9.	1998	Sylvester Morris	62
10.	2012	Rico Richardson	60

Receiving Yards

	Year	Player	Yards
1.	1999	Sylvester Morris	1,286
2.	1998	Sylvester Morris	1,258
3.	2001	T. C. Taylor	1,234
4.	1960	Willie Richardson	1,227
5.	2012	Rico Richardson	1,153
6.	2002	Tim Manning	1,077
7.	2013	Zach Pendleton	1,067
8.	2014	Daniel Williams	1,004
9.	1989	Ron Lewis	945
10.	1997	Corey Bradford	937

Touchdown Receptions

	Year	Player	Touchdowns
1.	1998	Sylvester Morris	17
2.	1999	Sylvester Morris	13
3.	2021	Malachi Wideman	12
4.	2012	Rico Richardson	11
	2001	T. C. Taylor	11
	1962	Willie Richardson	11
	1966	Harold Jackson	11
8.	1959	Willie Richardson	10
	1971	Jerome Barkum	10
	2013	Zach Pendleton	10
	2022	Shane Hooks	10

Interceptions

	Year	Player	Interceptions
1.	1966	Lem Barney	11
	1968	Richard Harvey	11
	1978	Anthony Richards	11
4.	1986	Kevin Dent	10
5.	1965	Lem Barney	9
	1967	Richard Harvey	9
	1974	Robert Brazile	9
	1990	Robert Turner	9
9.	1995	Picasso Nelson	8
	1996	Sean Woodson	8

Punting Average

	Year	Player	Average
1.	2023	Matt Noll	44.3
2.	1972	Raymond Keys	43.2
3.	1966	Lem Barney	42.5
4.	1973	Raymond Keys	42.1
5.	2013	Darcy Williamson	41.9
6.	1989	Fred McRae	41.8
7.	1965	Lem Barney	41.7
8.	1996	Cedric Dunbar	41.4
8.	1990	Fred McRae	41.2
10.	1971	Raymond Keys	40.6

Field Goals

	Year	Player	Field Goals
1.	2014	Ryan Deising	18
2.	2007	Eric Perri	17
3.	2008	Eric Perri	13
4.	2009	Eric Perri	12
	1996	Adam Harris	12
	1983	Eric Dozier	12
	1990	Ike Ayozie	12
	2022	Alejandro Mata	12

THE LAST TIME ...

INDIVIDUAL

300+ Yards Passing

Jacobian Morgan (377) at UAPB (10/28/2023)

400+ Yards Passing

Shedeur Sanders (438) vs. Mississippi Valley State (9/24/2022)

Three (3) Passing Touchdowns

Jacobian Morgan (3) vs. Alabama A&M (10/5/2024)

Four (4) Passing Touchdowns

Shedeur Sanders (4) vs. Southern (12/3/2022)

Five (5) Passing Touchdowns

Jacobian Morgan (5) at UAPB (10/28/2023)

10+ Receptions

Dallas Daniels (10) vs. Miss. Valley St. (9/24/2022)

100 Yards Receiving

Fabian McCray (136) at UAPB (10/28/2023)

200+ Yards Receiving

Rico Richardson (235) vs. Texas Southern (9/15/2012)

3+ Receiving Touchdowns

D.J. Stevens (3) at UAPB (10/28/2023)

100 Yards Rushing

Irv Mulligan (10/19) vs. Florida A&M (10/19/2024)

200+ Yards Rushing

Sy'veon Wilkerson (214) at Texas Southern (11/5/2022)

3+ Rushing TDs

Tommy Gooden (4) vs. Arkansas-Pine Bluff (10/5/2013)

3+ Field Goals in a Game

Gerardo Baeza vs. Lane (9/7/2024)

50+ yard Field Goal

Ryan Deising (50) vs. Prairie View A&M (10/4/2014)

50+ yard Punt

Matt Noll (57) at ULM (8/29/2024)

12+ Tackles in a Game

Jurriente Davis (12); Aubrey Miller Jr. (11) vs. Alcorn State (11/19/22)

3+ QB Sacks in a Game

Justin Ragin (3.0) at Alcorn (11/19/2022)

Fumble Return For Touchdown

Athen Smith (32 yards) vs. Bethune-Cookman (9/23/2023)

Interception Return for Touchdown

Travis Hunter (44 yards) at Alcorn State (11/19/2022)

Punt Return For Touchdown

Warren Newman (81 yards) vs. Tennessee State (9/11/2021)

Kickoff Return For Touchdown

Travis Terrell Jr. (96 yards) vs. Alabama A&M (10/5/2024)

Blocked Punt

Bryson Moss at Texas Southern (9/28/2024)

Blocked Field Goal

Tru Thompson vs. Bethune-Cookman (9/23/2023)

TEAM

Shutout (Defense)

Southern (10/29/2022)

Shutout (Offense)

TCU (9/2/2017)

25+ 1st Downs in a Game

(25) vs. Southern (12/3/2022)

500+ Yds Total Offense

(638) vs. Mississippi Valley State (9/24/2022)

300+ Rushing Yards

(320) vs. Prairie View A&M (10/26/2013)

300+ Passing Yards

(372) at UAPB (10/28/2023)

400+ Passing Yards

(438) vs. Mississippi Valley State (9/24/2022)

Scored 50-59 Points in a Game

(58) vs. Lane (9/7/2024)

Scored 60+ Points in a Game

(66) vs. Grambling State (10/9/2021)

Penalized 100+ Yds in a Game

(111) at Grambling State (9/21/2024)

15+ Penalties in a Game

(15) vs. Alcorn State (11/18/2023)

10+ QB sacks in a Game

(10) vs. Alabama A&M (10/9/21)

3+ Interceptions By

(3) Mississippi Valley State (11/21/2023)

JACKSON STATE BY THE NUMBERS

Jackson State is one of the most well-respected schools in the FCS and HBCU football. Below is a list of accomplishments from the Jackson State football program:

ALL-AMERICANS

Year	Pos	Player	Honor
1962	WR	Willie Richardson	AP Little All-American
1967	WR	Harold Jackson	Pittsburg Courier All-American
1971	WR	Jerome Barkum	AP Little All-American
1973	RB	Walter Payton	Chevrolet - Mutual Black Network
1974	RB	Walter Payton	Chevrolet - Mutual Black Network
1974	LB	Robert Brazile	Chevrolet - Mutual Black Network
1975	RB	Walter Payton	Chevrolet - Mutual Black Network
1975	LB	Robert Brazile	Chevrolet - Mutual Black Network
1976	WR	Leon Sherrod	Mutual Black Network
1977	OL	Louis Bullard	Mutual Black Network
1977	RB	Ricky Patton	Mutual Black Network
1977	CB	Charles Williams	Mutual Black Network
1979	RB	Perry Harrington	Sheridan All-American Team
1980	C	Tom Rice	Sheridan All-American Team
1980	G	Larry Werts	Sheridan All-American Team
1981	G	Michael Field	Sheridan All-American Team
1981	RB	Larry Cowan	Sheridan All-American Team
1989	OL	Tim Brown	Sheridan All-American Team
1989	--	Ike Ayozie	Sheridan All-American Team
1989	LB	Darion Conner	Div. I-AA First Team All-American
1989	--	Fred McCrae	Sheridan All-American Team
1991	OL	Deitrich Lockridge	Div. I-AA First Team All-American
1991	TE	Harold Heath	Div. I-AA All-American
1991	DB	Isaac Morehouse	Div. I-AA All-American
1991	LB	Charles Ray Davis	Sheridan All-American Team
1992	OL	Lester Holmes	Div. I-AA First Team All-American
1992	TE	Isiah Bliss	Sheridan All-American Team
1992	OL	Lester Holmes	Sheridan All-American Team
1992	LB	Mario Perry	Sheridan All-American Team
1993	LB	Fernando Smith	Div. I-AA All-American
1995	DB	Picasso Nelson	Sheridan All-American
1996	DB	Sean Woodson	Div. I-AA First Team All-American
1996	LB	Otha Evans	Div. I-AA All-American
1999	RB	Destry Wright	Div. I-AA All-American
1999	WR	Sylvester Morris	Div. I-AA All-American
1999	DL	Eric Chandler	Div. I-AA All-American
2011	DL	Joseph Lebeau	FCS All-American
2011	DL	Joseph Lebeau	Boxtorow All-American
2011	QB	Casey Therriault	Boxtorow All-American
2011	TE	Renty Rollins	Boxtorow All-American
2012	WR	Rico Richardson	Sheridan All-American Team
2012	WR	Rico Richardson	Boxtorow All-American
2012	DL	Joseph LeBeau	Sheridan All-American Team
2012	DL	Joseph LeBeau	Boxtorow All-American
2012	DB	Qua Cox	Boxtorow All-American
2013	OL	Jordan Arthur	Boxtorow All-American
2013	DB	Qua Cox	Boxtorow All-American
2015	PK	Ryan Deising	Sheridan All-American Team
2015	DL	Javancy Jones	Sheridan All-American Team
2015	DL	Javancy Jones	Boxtorow All-American
2016	DL	Javancy Jones	Sheridan All-American Team
2021	DL	James Houston	Associated Press FCS
2022	OL	Tyler Brown	Associated Press FCS
2022	DL	Aubrey Miller Jr.	Associated Press FCS

PLAYERS OF THE YEAR

Year	Player	Pos	Honor
1971	Sylvester Collins	QB	SWAC Offensive
1973	Walter Payton	RB	SWAC Player of the Year
1973	Walter Payton	RB	Mutual Black Network
1974	Walter Payton	RB	Mutual Black Network
1977	Jessie Griffin	LB	SWAC Defensive
1979	Perry Harrington	RB	SWAC Offensive
1980	Larry Werts	LB	SWAC Defensive

1981	Keith Taylor	QB	SWAC Offensive
1982	Mario Kirksey	LB	SWAC Defensive
1985	Jackie Walker	LB	SWAC Defensive
1985	Daryl Jones	RB	SWAC Newcomer
1986	Kevin Dent	DB	SWAC Defensive
1987	Lewis Tillman	RB	SWAC Offensive
1987	Andre Lloyd	LB	SWAC Defensive
1988	Kevin Dent	DB	SWAC Defensive
1988	Lewis Tillman	RB	SWAC Offensive
1989	Darion Conner	LB	SWAC Defensive
1989	Ike Ayozie	K	SWAC Newcomer
1990	Marlo Perry	LB	SWAC Freshman
1995	Picasso Nelson	LB	SWAC Newcomer
1996	Sean Woodson	DB	SWAC Offensive
1997	Corey Bradford	WR	SWAC Newcomer
1998	Sylvester Morris	WR	SWAC Offensive
1999	Tommy Head	LB	SWAC Defensive
2000	Robert Kent	QB	SWAC Newcomer
2002	Terry Ross	WR	SWAC Freshman
2008	Marcellus Speaks	DL	SWAC Defensive
2008	Marcellus Speaks	DL	Boxtorow Defensive POY
2010	Casey Therriault	QB	SWAC Newcomer
2010	Casey Therriault	QB	Boxtorow Newcomer
2011	Casey Therriault	QB	SWAC Offensive
2011	Casey Therriault	QB	Boxtorow Player of the Year
2011	Joseph LeBeau	DE	SWAC Newcomer
2012	Rico Richardson	WR	SWAC Offensive
2013	Javancy Jones	DL	SWAC Freshman
2019	Keonte Hampton	LB	SWAC Defensive
2022	Shedeur Sanders	QB	SWAC Offensive
2022	Aubrey Miller Jr.	LB	Boxtorow Defensive POY

ALL-TIME NFL DRAFT

Year, Round, Pick, Overall	Player	Team
1956, 20, 6, 235	Robert Hill	Colts
1959, 8, 9, 93	Bill Conner	Rams
1959, 17, 9, 201	Willie Neal	Bears
1963, 7, 5, 89	Willie Richardson	Colts
1963, 12, 10, 164	Roy Curry	Steelers
1963, 18, 13, 251	Al Greer	Lions
1964, 4, 9, 51	Ben McGee	Steelers
1965, 10, 1, 127	Ben Crenshaw	Giants
1965, 11, 3, 143	Frank Molden	Steelers
1965, 15, 14, 210	Roy Hilton	Colts
1966, 19, 4, 279	Taft Reed	Eagles
1967, 2, 8, 34	Lem Barney	Lions
1967, 6, 20, 153	Bob Hughes	Eagles
1967, 9, 24, 235	Ed Pope	Chiefs
1967, 11, 5, 268	John Walker	Falcons
1967, 14, 25, 366	Claudis James	Packers
1968, 2, 5, 32	Tom Funchess	Patriots
1968, 6, 22, 160	Sidney Ellis	Bengals
1968, 7, 15, 180	Doug Chatman	Giants
1968, 10, 3, 249	John Outlaw	Patriots
1968, 12, 14, 314	Jim Holifield	Giants
1968, 12, 23, 323	Harold Jackson	Rams
1968, 12, 24, 324	James Jackson	Colts
1968, 14, 20, 374	Edgar Whipp	Browns
1968, 14, 23, 377	Cephus Jackson	Rams
1968, 16, 11, 419	Willie Turner	Redskins
1968, 17, 27, 462	Jimmy Smith	Bengals
1969, 8, 8, 190	Jim Carr	Lions
1969, 8, 21, 203	Richard Harvey	Rams
1969, 15, 17, 381	Eugene Mosley	Vikings
1970, 2, 20, 46	Rich Caster	Jets
1970, 4, 7, 85	Joe Stevens	Bengals
1969, 8, 8, 190	Jim Carr	Lions
1969, 8, 21, 203	Richard Harvey	Rams
1969, 15, 17, 381	Eugene Mosley	Vikings
1970, 2, 20, 46	Rich Caster	Jets
1970, 4, 7, 85	Joe Stevens	Bengals

1970, 8, 3, 185	Narvel Chavers	Dolphins
1970, 12, 25, 311	James Holland	Vikings
1972, 1, 9, 9	Jerome Barkum	Jets
1972, 7, 12, 168	Rob Kelly	Steelers
1972, 7, 19, 175	Edgar Hardy	49ers
1972, 11, 12, 272	Ed Wimberly	Bears
1972, 15, 2, 366	Hosea Minnieweather	Bengals
1973, 3, 26, 78	Leon Gray	Dolphins
1974, 1, 26, 26	Don Reese	Dolphins
1974, 3, 22, 74	Roscoe Word	Jets
1974, 13, 6, 318	John Tate	Jets
1975, 1, 4, 4	Walter Payton	Bears
1975, 1, 6, 6	Robert Brazile	Oilers
1975, 7, 8, 164	Rickey Young	Chargers
1975, 8, 1, 183	John Tate	Giants
1975, 10, 15, 249	Charles James	Jets
1976, 3, 26, 86	Jackie Slater	Rams
1976, 12, 17, 336	Joe Lowery	Bills
1977, 12, 8, 315	Oaklay Dalton	Saints
1977, 12, 15, 322	Terry Irvin	Bengals
1978, 5, 9, 119	Louis Bullard	Seahawks
1978, 9, 8, 230	Charles Williams	Eagles
1978, 10, 1, 251	Earl Bryant	Chiefs
1978, 10, 7, 257	Ricky Patton	Falcons
1978, 12, 4, 310	Larry Hardy	Saints
1979, 10, 19, 267	Robert Hardy	Seahawks
1979, 12, 16, 319	Jeff Moore	Seahawks
1980, 2, 25, 53	Perry Harrington	Eagles
1981, 8, 7, 200	Larry Werts	Packers
1981, 11, 23, 299	Buster Barnett	Bills
1982, 3, 6, 61	Carl Powell	Redskins
1982, 7, 25, 192	Larry Cowan	Dolphins
1983, 9, 18, 242	Otis Brown	Cardinals
1983, 10, 7, 258	Thomas Strauthers	Eagles
1983, 11, 14, 293	Larry White	Bills
1984, 9, 27, 251	David Windham	Patriots
1984, 11, 7, 287	Tommy Norman	Falcons
1985, 2, 14, 42	Chris Burkett	Bills
1986, 2, 1, 28	Jackie Walker	Buccaneers
1986, 10, 22, 271	Victor Hall	Broncos
1987, 4, 25, 109	Leon Seals	Bills
1988, 6, 3, 140	Houston Hoover	Falcons
1988, 9, 21, 242	Deatrich Wise	Seahawks
1988, 12, 9, 314	Albert Goss	Jets
1989, 4, 9, 93	Lewis Tillman	Giants
1989, 10, 11, 262	Charles Jackson	Raiders
1990, 2, 2, 27	Darion Conner	Falcons
1990, 10, 20, 268	Mike Wallace	Browns
1990, 11, 27, 303	Ron Lewis	Raiders
1991, 3, 22, 77	Tim Barnett	Chiefs
1992, 2, 8, 36	Jimmy Smith	Cowboys
1992, 8, 12, 208	Dietrich Lockridge	Broncos
1993, 1, 19, 19	Lester Holmes	Eagles
1993, 7, 14, 182	Antonius Kimbrough	Broncos
1994, 2, 26, 55	Fernando Smith	Vikings
1994, 3, 16, 81	Marlo Perry	Bills
1996, 4, 9, 104	Eric Austin	Buccaneers
1996, 7, 19, 228	Gregory Spann	Jaguars
1997, 5, 23, 153	Sean Woodson	Bills
1998, 5, 24, 147	Toby Myles	Giants
1998, 5, 27, 150	Corey Bradford	Packers
2000, 1, 21, 21	Sylvester Morris	Chiefs
2000, 1, 23, 23	Rashard Anderson	Panthers
2000, 7, 3, 209	Eric Chandler	Browns
2000, 7, 40, 246	Leroy Fields	Broncos
2008, 6, 27, 193	Jaymar Johnson	Vikings
2022, 6, 38, 217	James Houston	Lions
2023, 7, 27, 245	Isaiah Bolden	Patriots