



ALL-TIME LETTERWINNERS

#	Name	Yrs.	#	Name	Yrs.	#	Name	Yrs.	#	Name	Yrs.						
--AA--																	
22	Gary Abner	1975-76	15/20	Tom Egan	1982-83	32	Bart Lennehan	1978-79	5/11	Chris Scott	2003-06						
22	Michael Adams	1991-93		Sean Esposito	2009-12		Joe Lentz	1972	10	Jordan Shanklin	2011-12						
34	Pete Adams	1984-86	--FF--														
21	Brady Adkins	1994-96	10	Scott Fath	1983-87	10	Joe Leonard	1979-81	20	Troy Shanks	2004-06						
31	Jeff Allen	1990-91		Ray Ferguson	1978-79	41	Antoine Lewis	2001-03	52	Phil Sheridan	1972-73						
20	Sylvester Allen	2000-01	44/31	Stan Ferguson	1977-81	11	Zach Litteral	2009-10	55	Christian Siakam	2008-12						
	Scott Alling	1978-79	30	Leonard Fernandes	1986-88	11	James Lomax	1991-92	24	Greg Simmons	1988-91						
35	David Alyea	1987-88	22	Ed Finch	1972	42	Fred Long	2002-05	40	David Slain	1974-76						
32	Ron Angevine	1979-83	14	Bill Finley	1977-78	45	Tony Long	1987-91		Dale Slaughter	1977-78						
31	Mike Archer	1992-94	42	Jovan Fisher	1998-99	30	Mike Lunday	1977-78	30	Jason Smeathers	2008-09						
22	Stacey Arnold	1988-89	35	Marcus Fisher	1988-89	20	Jared Lux	1992-96	40	Angelo Smith	2005-07						
42	John Ashworth	2007-11	31	Troy Fitts	1983-87	--MM--											
20	Jon Avery	2006-10	35	Josh Fitzwater	1998-01	35	Lance Madison	1990-92	45	James Smith	1985-86						
--BB--																	
22	Marcellus Barksdale	2011-12	34	Larry Forte	1977-78		Randy Malandro	1978-79	44	Jerry Sommerman	1972						
10	David Barlow	2003-07	10	Eric Foster	1988-91	42	Toby Malichi	1972	42	Chris Spencer	2000-02						
44	Keith Barnett	1994-95	42	Jim Fowler	1972-75	21	Jeff Martin	1991-92	20	Terry Stephenson	1980-81						
12	Charlie Battle	1972-76	52	Tom Fox	1972	23	Petar Macura	2002-03	22	Larry Stone	2008-09						
35	Gary Becker	1985-87		George Frazier	1978-79	34	Craig Marshall	1972	44	Tom Swain	1972-73						
33/44	Jesse Bingham	1985-89	20	Kayle Funkhouser	1982-85	11/30	Dwayne Massey	1988-91	4	Craig Swoope	2004-07						
52	Dineo Black	1975-76	--GG--														
30	Hogan Black	1972	1	Lyonell Gaines	2011-12	20	Marcus May	2002-03	--TT--								
44	Michael Boles	1991-93	21/33	Jermaine Gardner	1997-00	21	Kyle Mayo	1993-94	30	Dale Taylor	1975-77						
22	Scott Boles	1980-84	50	Mark Gardner	1975-76	13	David Mazanowski	2009-11	54	Wayne Taylor	1977-79						
1	James Booyer	2003-05	24	Haywood Garrett	1977-81	15	Ryan McDaniel	2008-09		Joe Teague	1978-79						
40	Darrin Bowling	1993-95	30	Donovan Gibbs	2010-12	33	Eric McKay	1982-85	42	Greg Teepe	1988-92						
	Keith Boyd	1982-83	33/22	Aldray Gibson	1983-87	50	Owen 'Bud' Melton	1972	44/45	Troy Terrill	1991-95						
40	Odell Bradley	2002-04		Jamie Gill	1972-73	20	Jason Miller	2003-04	35/20	Rodney Thomas	1996-00						
34	Kevin Brauns	1979-81	50	Greg Gillespie	1974-75	24	Johnny Miller	2003-05	2	Stephen Thomas	2010-12						
10	Wes Breeding	1993-94	40	Darrell Glenn	1987-88	33	Austin Montgomery	2006-08	24	Aaron Thompson	1982-83						
20	Mike Bridges	1977-78	23	Robert Glenn	2008-10	42	Walter Moore	1999-00	21	Daron Thompson	1982-83						
4	Jermaine Brown	1996-98	42	Phil Glisper	1975-76	31	Aaron Morris	2008-09	24	Terry Townsend	1972						
32	Bryan Buchanan	2001-02	42	Barry Gowdy	1977-79		Mark Morris	1982-83	12	Vern Trabue	1988-91						
50	Ricky Buckley	2003-04	32	Rod Grismore	1983-84	33	Lamar Morton	1992-94	42	Kit Tramm	1982-85						
1	Matt Burks	2005-07		Lawrence Gross	1979-80	11	Adrian Moss	2007-09	14	Gerald Trotter	1972-73						
11	Chris Burnett	1985-86	--HH--														
20	David Burton	1972	24	Dean Hadley	2005-06	--NN--											
44	Reggie Butler	1978-81	40	Mike Hall	1992-93	52	C.J. Neal	1995-96	44	Bill Van Senu	2003-08						
5	Maushae Byles	2004-06	50	Andy Hampton	2006-07	1	Leroy Nobles	2007-11	33	Tim VanWanzeele	1990-92						
--CC--																	
54	Brandon Cameron	2005-06	30	John Hankison	1982-83	32	Julius Norman	1977-78	20	James Vaughn	1990-92						
	Tom Caraboa	1978-79	30	Larry Harbecke	1973-75	44	Keith Nye	1975-76	12	Michal Vavrek	2004-06						
31	Corky Card	1986-88	24	Davy Harris	1975-77	--UU--											
	Bill Carey	1978-79	35	Evan Harruff	2004-05	44	Jason Upton	1991-92	--VV--								
30	Don Carlisle	1997-01	4	D.A. Harvey	2001-04		Kent Van Deusen	1978-79	44	Bill Van Senu	2003-08						
40	Phil Carmichael	1988-90	3	Cliff Hawkins	1973-74	33	James VanWanzeele	1990-92	33	Tim VanWanzeele	1990-92						
4	Ian Chiles	2011-12	3	Taj Hawkins	1998-02	20	James Vaughn	1990-92	12	Michal Vavrek	2004-06						
33	Akeem Clark	2003-05	55	Larry Henry	1995-96	--WW--											
34	Jim Clements	1982-84	25	Matt Hermes	1998-01	44	Katoni Waller	1998-01	11	Jerrold Watson	1994-95						
21	Rocky Clouse	1998-99	33	Mike Herr	1979-81	30	Tim Oliver	1991-94	40	Dana Watts	1972						
12	Marc Coapstick	1972-73	3	George Hill	2004-08	20/11	Ryan Osborn	2001-04	33	Will Webster	2000-01						
30	Brandon Cole	2002-06	23	Lonnie Holland	2000-01	43	Adrian Otey	2000-01	32	Ronnie West	1972-73						
32	Drew Conner	2003-08	23	P.J. Hubert	2010-12	45	Tim Overdorf	1980-83	42	Kurt Wheeler	1986-88						
40	Kevin Cook	1985-86	--PP--														
12	Dave Corder	1982-84	5	Rashad Pace	2001-02	44	Marcus Overstreet	1995-97	50	Armond White	1977-78						
10	Tim Cottrell	1986-89	54	Bruce Parker	1972-75		Doug White	1978-79	12	Reggie Whitehead	1994-95						
22	Blair Crawford	2001-06	12	Chad Pate	1991-93	14	John Whitfield	1975-76	14	John Whitfield	1975-76						
21	Matt Crenshaw	2000-04	24	Gary Patterson	2006-09	12	Aston Whyte	1977-78	12	Aston Whyte	1977-78						
55	Ryan Crick	1996-97	50	Mitchell Patton	2010-12	40	Randy Wilkes	1979-81	40	Randy Wilkes	1979-81						
44	Tony Cross	1989-90	54	Billy Pettiford	2006-10	32	Anthony Williams	2008-11	32	Anthony Williams	2008-11						
10	Patrick Cunningham	1998-00	32	Brian Ponder	1998-99	33/11	Derek Williams	1996-00	32	Greg Williams	1974-76						
--DD--																	
42	Reid Dallas	1994-95	54	Charles Price	1997-02	11	Lance Williams	2000-02	10	Steve Wilson	1972						
35	Rhett Dallas	1992-94	44	Trent Provo	1993-95	23	Anthony Winburn	1995-96	23	Anthony Winburn	1995-96						
20	Nick David	1996-98	52	Austris Purvlicis	1974-75	23	Mohammed Witherspoon	1997-99	11/10	Coley Wolkoff	1989-92						
21	Charlie Davis	1983-87	--RR--														
11	Richard Dean	1991-92	15	Brandon Ray	2007-08	44	Maurice Womack	1983-85	14	Dave Wood	1972						
44	Nick DeSchepper	2009-11	31	Corey Reeder	1991-92	20	Bob Woodford	1973-76	20	Bob Woodford	1973-76						
33/25	David Dickey	1994-98	21	Martin Reedus	1987-90		David Wright	1984-88		David Wright	1984-88						
22	Albert Dixon	1993-94	12	J.T. Reese	1996-97	34/33	Greg Wright	1987-90	--YY--								
22	Larry Dodge	1972-73	10	Greg Rice	2009-12	5	Alex Young	2008-12	--ZZ--								
52	Mike Duerson	1977-79	10	Steve Rich	1974-75		Ed Zello	1988-91	--SS--								
24	Kelly Dunbar	1983-84	12	Chris Riley	1987-88	33/32	Chris Sanders	2001-03	24	Steve Schabel	1994-95						
--EE--																	
34	Mike Eddy	1991-95	40	Kim Lease	1972-75	22	Tarry Schabel	1989-91	20	Tarry Schabel	1989-91						
			35	Kevin Lee	1989-90	20	Todd Schabel	1985-90									



ALL-TIME LETTERWINNERS

Name	Yrs.	Name	Yrs.	Name	Yrs.	Name	Yrs.
--1--		Ryan McDaniel	2008-09	Jay Jump	1982-83	Kurt Wheeler	1986-88
James Booyer	2003-05	Sean Esposito	2009-11	Troy Fitts	1983-87	Greg Teepe	1988-92
Matt Burks	2005-07			Corky Card	1986-88	Reid Dallas	1994-95
Leroy Nobles	2007-11	--20--		Jeff Allen	1990-91	Jovan Fisher	1998-99
Lyonell Gaines	2011-12	Jared Lux	1992-96	Corey Reeder	1991-92	Walter Moore	1999-00
		Nick David	1996-98	Mike Archer	1992-94	Chris Spencer	2000-02
--2--		Rodney Thomas	1998-00	Aaron Morris	2008-09	Fred Long	2002-05
Fred Kounkorgo	2006-07	Sylvester Allen	2000-01			John Ashworth	2007-11
Stephen Thomas	2010-12	Ryan Osborn	2001-02	--32--			
		Marcus May	2002-03	Joe Lentz	1972	--43--	
--3-- (retired in 2010)		Jason Miller	2003-04	Ronnie West	1972-73	Vito Knighton	1999-00
Taj Hawkins	1998-02	Troy Shanks	2004-06	Greg Williams	1974-76	Adrian Otey	2000-01
George Hill (ret.)	2004-08	Jon Avery	2006-10	Julius Norman	1977-78		
		Sean Esposito	2011-12	Ron Angevine	1979-83	--44--	
--4--				Rod Grismore	1983-84	Jerry Sommerman	1972
Randy Irvin	1995-96	--21--		Brian Ponder	1998-99	Tom Swain	1972-73
Jermaine Brown	1996-98	Daron Thompson	1982-83	Bryan Buchanan	2001-02	Keith Nye	1975-76
D.A. Harvey	2001-04	Charlie Davis	1983-87	Drew Conner	2003-08	Stan Ferguson	1977-78
Craig Swoope	2004-07	Martin Reedus	1987-90	Anthony Williams	2008-11	Reggie Butler	1978-81
Ian Chiles	2011-12	Walker Johnson	1990-91			Maurice Womack	1983-85
		Kyle Mayo	1993-94	--33--		Jesse Bingham	1986-89
--5--		Brady Adkins	1994-96	Mike Herr	1979-81	Tony Cross	1989-90
Rashad Pace	2001-02	J.T. Reese	1996-97	Eric McKay	1981-82	Michael Boles	1991-93
Chris Scott	2003-04	Jermaine Gardner	1997-98	Aldray Gibson	1983-84	Trent Provo	1993-94
Maushae Byles	2004-06	Rocky Clouse	1998-99	Jesse Bingham	1985-86	Keith Barnett	1994-95
Alex Young	2008-12	Matt Crenshaw	2000-04	Greg Wright	1987-88	Marcus Overstreet	1995-97
				Ed Zello	1988-91	Katoni Waller	1998-01
--10--		--22--		Tim Van Wanzeel	1990-92	Bill Van Senus	2003-08
Steve Wilson	1972	Ed Finch	1972	Lamar Morton	1992-94	Nick DeSchepper	2009-11
Steve Rich	1974-75	Larry Dodge	1972-73	David Dickey	1994-95		
Joe Leonard	1979-81	Gary Abner	1975-76	Derek Williams	1996-98	--45--	
Scott Fath	1983-86	Scott Boles	1980-84	Jermaine Gardner	1998-00	Tim Overdorf	1980-83
Tim Cottrell	1986-89	Aldray Gibson	1984-87	Will Webster	2000-01	James Smith	1985-86
Eric Foster	1989-91	Stacey Arnold	1988-89	Chris Sanders	2001-03	Tony Long	1987-91
Coley Wolkoff	1991-92	Tarry Schabel	1989-91	Akeem Clark	2003-05	Troy Terrill	1991-95
Wes Breeding	1993-94	Michael Adams	1991-93	Austin Montgomery	2006-08		
Patrick Cunningham	1998-00	Albert Dixon	1993-94			--50--	
David Barlow	2003-07	Blair Crawford	2001-06	--34-- (retired in 1998)		Bud Melton	1972
Jordan Shanklin	2011-12	Larry Stone	2008-09	Craig Marshall	1972	Greg Gillespie	1974-75
		Marcellus Barksdale	2011-12	C.J. Roach	1972-76	Mark Gardner	1975-76
--11--				Larry Forte	1977-78	Armond White	1977-78
Jeff Roach	1984-85	--23--		Kevin Brauns	1979-81	Ricky Buckley	2003-04
Chris Burnett	1985-86	Anthony Winburn	1995-96	Jim Clements	1982-84	Andy Hampton	2006-07
Dwayne Massey	1988-89	Mohammed Witherspoon	1997-99	Pete Adams	1984-86	Mitchell Patton	2010-12
Coley Wolkoff	1989-91	Lonnie Holland	2000-01	Jeff Roach	1986-88		
Richard Dean	1991-92	Petar Macura	2002-03	Greg Wright	1988-90	--52--	
Jerrold Watson	1994-95	Robert Glenn	2008-10	Mike Eddy	1991-95	Tom Fox	1972
Derek Williams	1998-00	P.J. Hubert	2010-12	Carlos Knox (ret.)	1995-98	Phil Sheridan	1972-73
Lance Williams	2000-02			--35--		Austris Purvlicis	1974-75
Ryan Osborn	2002-04	--24--		Kim King	1978-83	Dineo Black	1975-76
Chris Scott	2004-06	Terry Townsend	1972	Gary Becker	1985-87	Mike Duerson	1977-79
Adrian Moss	2007-09	John Mutz	1973-75	David Alyea	1987-88	C.J. Neal	1995-96
Zach Litteral	2009-10	Davy Harris	1975-76	Marcus Fisher	1988-89		
		Aaron Thompson	1982-83	Kevin Lee	1989-90	--54--	
--12--		Kelly Dunbar	1983-84	Lance Madison	1990-92	Shelton Oakes	1972
Marc Coapstick	1971-73	Mike Landis	1984-87	Rhett Dallas	1992-94	Bruce Parker	1972-75
Charlie Battle	1973-76	Dave Leach	1987-88	Ben Lacey	1995-96	Wayne Taylor	1977-79
Aston Whyte	1977-78	Greg Simmons	1988-91	Rodney Thomas	1996-98	Charles Price	1997-02
Jay Jump	1980-82	Asonia Robertson	1991-93	Josh Fitzwater	1998-01	Brandon Cameron	2005-06
Dave Corder	1982-84	Steve Schabel	1994-95	Evan Harruff	2004-05	Billy Pettiford	2006-10
Chris Riley	1987-88	Josh Mullins	2001-03			--55--	
Vern Trabue	1988-91	Johnny Miller	2003-05	--40--		Larry Henry	1995-96
Chad Pate	1991-93	Dean Hadley	2005-06	Dana Watts	1972	Ryan Crick	1996-97
Reggie Whitehead	1994-95	Gary Patterson	2006-09	Kim Lease	1972-75	Herbert Lambert	1999-03
Michal Vavrek	2004-06	Nick Kitcoff	2010-12	David Slain	1975-76	Christian Siakam	2008-12
Greg Rice	2009-12			Randy Wilkes	1979-81		
--13--		--25--		Kevin Cook	1985-86		
David Mazanowski	2009-11	David Dickey	1995-98	Darrell Glenn	1987-88		
		Josh Murray	2002-03	Phil Carmichael	1988-90		
--14--				Mike Hall	1992-93		
Dave Wood	1972	--30--		Darrin Bowling	1993-95		
Gerald Trotter	1972-73	Hogan Black	1972	Odell Bradley	2002-04		
John Whitfield	1975-76	Larry Harbecke	1973-75	Angelo Smith	2005-07		
Bill Finley	1977-78	Dale Taylor	1975-76				
		Mike Lunday	1977-78	--41--			
--15--		Dwayne Massey	1989-91	Antoine Lewis	2001-03		
David Burton	1972	Tim Oliver	1991-94				
Bob Woodford	1973-76	Carlos Knox	1994-95	--42--			
Mike Bridges	1977-78	Don Carlisle	1997-01	Toby Malichi	1972		
Jim King	1980-81	Brandon Cole	2002-06	Jim Fowler	1972-75		
Kayle Funkhouser	1982-85	Jason Smeathers	2008-09	Phil Glisper	1975-76		
Todd Schabel	1985-90	Donovan Gibbs	2010-12	Barry Gowdy	1977-79		
Jeff Martin	1991-92	--31--		Larry Joplin	1980-81		
Brandon Ray	2007-08	Stan Ferguson	1978-81	Kit Tramm	1982-85		



YEAR-BY-YEAR RESULTS



George Dickison
(1972-1975)

35-48 / 4 yrs.
.422 pct.

1972 (1-6)

Head Coach: George Dickison (1st year)

Date	Opponent	Res.	Score
J22	IU-Kokomo	L	82-91
	IU-East	L	71-72
	Taylor	L	76-91
	Youth Center	W	79-59
	Franklin JV	L	59-86
	IU-Kokomo	L	56-87
	IPFW	L	82-86

1972-73 (11-14)

Head Coach: George Dickison (2nd year)

Leading Scorer: Charlie Battle - 13.8

Leading Rebounder: C.J. Roach - 7.0

Date	Opponent	Res.	Score
	IU-Northwest	W	92-56
	Northwood	L	65-102
	Spring Arbor	L	75-93
	Tri-State	L	73-80
	Manchester	L	85-100
D9	IPFW	L	81-105
	IU-Southeast	L	84-86
	IU-South Bend	W	75-64
	IU-East	W	81-78
	vs. Southern Indiana	W	66-64
	Miami University	L	70-80
	Rose Hulman	L	60-62
	St. Meinrad	W	93-54
J20	Ancilla	W	130-73
J26	at SIU-Edwardsville	L	62-110
	IU-Southeast	L	86-89

Date	Opponent	Res.	Score
F3	IPFW	W	95-64
	at Southern Indiana	L	59-85
	St. Meinrad	L	66-67
	IU-East	W	113-96
	SIU-Edwardsville	L	73-115
	Purdue-North Central	W	105-54
	IU-Northwest	W	83-74
	IU-Northwest	W	81-75
	IU-Southeast	L	84-86

Date	Opponent	Res.	Score
N29	at IPFW	W	106-85
D3	at IU-Southeast	W	95-77
D5	at Oakland University	L	76-80
D8	Oakland City	W	115-77
D12	at Youngstown State	L	61-78
D13	at Ashland College	L	66-69
D16	at Indiana Tech	L	79-82
D17	at St. Francis (Ind.)	W	107-104
J2	IU-East	W	92-47
J3	IU-Southeast	L	58-60
J7	at Earlham	L	82-85

D21	SIU-Edwardsville	L	64-79
D28	Indiana Tech	W	100-95
J3	at Purdue Calumet	W	87-62
J4	Southern Indiana	W	76-72
J11	IU-Southeast	L	64-74
J15	at Miami (Ohio)-Hamilton	W	98-81
J18	IPFW	W	112-86
J24	at Purdue-North Central	W	86-70
J25	at Indiana Central	L	74-90
F1	at Southern Indiana	L	74-75
F4	at Western Illinois	L	65-82
F6	at IPFW	L	81-83
F8	Miami (Ohio)-Middleton	W	93-76
F13	at SIU-Edwardsville	L	52-76
F14	at Chicago State	L	70-97
F15	at IU-Northwest	W	103-86
F21	Purdue-North Central	W	101-74
F22	IU-East	L	102-111

all home games played at Chatard H.S.



Kirby Overman
(1975-1979)

36-68 / 4 yrs.
.368 pct.

1975-76 (13-14)

Head Coach: Kirby Overman (1st season)

Leading Scorer: Dale Taylor - 17.7

Leading Rebounder: Dale Taylor - 12.5

Date	Opponent	Res.	Score
N29	at IPFW	W	106-85
D3	at IU-Southeast	W	95-77
D5	at Oakland University	L	76-80
D8	Oakland City	W	115-77
D12	at Youngstown State	L	61-78
D13	at Ashland College	L	66-69
D16	at Indiana Tech	L	79-82
D17	at St. Francis (Ind.)	W	107-104
J2	IU-East	W	92-47
J3	IU-Southeast	L	58-60
J7	at Earlham	L	82-85

Transylvania Tip-Off Tournament (Lexington, KY)

J9	at Transylvania	L	72-78
J10	vs. IU-Southeast	W	77-67
J14	Franklin	L	74-80
J17	IPFW	W	89-62
J20	at Western Illinois	L	87-98
J23	Marian	W	96-85
J24	at IU-Northwest	W	104-83
J31	at Southern Indiana	L	68-69
F1	at Oakland City	W	102-79
F9	at SIU-Edwardsville	L	59-77
F13	Chicago State	W	85-75
F14	St. Francis (Ind.)	W	111-93
F21	SIU-Edwardsville	L	62-73
F24	at Xavier (Ohio)	L	76-90
F27	IU-Northwest	W	116-62
F28	Southern Indiana	L	63-65

1976-77 (10-17)

Head Coach: Kirby Overman (2nd year)

Leading Scorer: Julius Norman - 21.2

Leading Rebounder: Dale Taylor - 9.3

Date	Opponent	Res.	Score
N27	Franklin	L	71-74
N29	Wright State	W	89-84
D3	Milton	L	63-65
D4	Wisconsin-Whitewater	W	73-70
D8	Ashland	W	84-71
D9	IU-East	W	100-72
D11	SIU-Edwardsville	W	97-88
D14	Northern Michigan	L	63-81
D22	Wayne State	W	96-63
D26	Southern Univ. & A&M	L	78-87
D29	Southeastern Louisiana	L	60-64
D30	Nicholls State	L	98-106
J1	Oakland	L	97-101
J5	Earlham	W	76-54
J8	UW-Green Bay	L	66-67
J13	Wisconsin-Parkside	L	61-77
J15	Chicago State	L	87-89
J18	McKendree	L	89-105
J21	Marian	W	92-65
J26	Indiana Tech	W	91-66
J29	at Southern Indiana	L	66-72
F5	Eastern Illinois	L	71-92
F10	Gannon	L	71-84
F12	Youngstown State	L	64-76
F15	IU-Northwest	W	F 2-0

F18	at SIU-Edwardsville	L	72-84
M1	Southern Indiana	L	72-79

all home games played at Chatard H.S.

1977-78 (11-16)

Head Coach: Kirby Overman (3rd year)

Leading Scorer: Julius Norman - 16.1

Leading Rebounder: Larry Forte - 7.6

Date	Opponent	Res.	Score
	Ferris St. Bulldog Classic (Big Rapids, MI)		
N29	vs. Alma	L	79-84
N30	vs. Ambassador	W	69-50
D5	Central State (Ohio)	W	69-67

Northeast Missouri State Tourney

D7	vs. Central Missouri St.	L	87-90
D8	at Northeast Missouri St.	L	69-89
D10	at Youngstown State	L	49-89
D12	at Indiana Tech	W	96-87
D17	Northern Michigan	W	80-76
D19	Wright State	L	79-82
D21	Oakland	W	66-65
D22	Wayne State	W	77-76

Granite City Classic Tournament (St. Cloud, MN)

D28	vs. St. Thomas	W	70-68
D29	vs. Athletes In Action East	L	66-99
D30	vs. St. John's (Minn.)	W	86-80
J5	Western Illinois	W	77-74
J9	at Xavier (La.)	L	77-80
J10	at Southern (New Orleans)	L	78-81
J12	at Southeastern Louisiana	L	54-66
J14	at Tennessee-Martin	L	49-63
J17	at Akron	L	77-103
J21	St. Francis (Ind.)	W	78-71
F4	at UW-Green Bay	L	59-86
F6	at Wisconsin-Parkside	L	65-87
F14	at Kentucky State	L	77-121
F15	at Southern Indiana	L	64-71
F18	at Western Illinois	L	71-97
F24	^Ashland	L	62-71
F28	Southern Indiana	W	78-77

all home games played at Fairgrounds Coliseum

^ played at Indiana Central

1978-79 (5-21)

Head Coach: Kirby Overman (4th year)

Leading Scorer: Kim King - 19.3

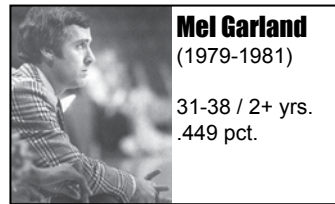
Leading Rebounder: Wayne Taylor - 5.5

Date	Opponent	Res.	Score
N3	%Marion	W	63-60
N22	%Hanover	L	73-88
N25	#Tennessee-Martin	L	81-93
N27	at Oakland City	L	83-113
N29	%Anderson	L	82-83
D1	at Western Ontario	L	91-104
D2	at Mercy	W	96-70
D4	at Central State	L	72-99
D8	at SIU-Edwardsville	L	101-110!!
D9	at Milton	L	79-82
D16	at Northern Michigan	L	81-118
D18	at Earlham	W	71-67
D22	^Akron	L	84-90
J5	%Indiana Tech	L	53-64
J15	%Indiana Baptist	W	99-55
J17	at Hope	L	68-75
J19	%Oakland City	L	81-82
J22	at Indiana Baptist	W	85-52
J27	at Wright State	L	64-117
F1	at Western Illinois	L	73-103
F7	%Grace	L	58-72
F8	at Oakland City	L	76-88
F13	%Kentucky State	L	56-107
F17	at Wisconsin-Parkside	L	47-84
F19	at Wisconsin-Osh Kosh	L	78-117
F25	at UMKC	L	65-101

% played at Market Square Arena

^ played at Harry E. Wood Cont. Educ. Ctr.

played at the Naval Armory



Mel Garland
(1979-1981)

31-38 / 2+ yrs.
.449 pct.

1979-80 (10-21)

Head Coach: Mel Garland (1st year)

Leading Scorer: Reggie Butler - 11.4

Leading Rebounder: Mike Herr - 6.7

Date	Opponent	Res.	Score
N7	%Marion	W	88-77
N16	at Grace	W	81-64

N24	%Cedarville	W	102-90
N30	at Taylor	L	58-61
D1	at Wheaton	W	88-74
D4	at IU-Southeast	L	63-77
D7	at Ferris State	L	79-84
D8	at Concordia	W	95-74
D12	%Hanover	W	77-75
D13	at Franklin	L	85-96
D15	at Oakland City	W	69-65
D18	at Oakland	L	78-88
D20	^Northern Michigan	L	76-86
D28	at Wabash	L	82-94
D29	at Tri-State	L	63-74
J5	^Westmont	L	61-64
J10	at Central State	L	61-71
J15	at Indiana Tech	L	79-80
J18	at UMKC	L	56-77
J19	at SIU-Edwardsville	L	56-90
J22	^Hope	L	75-86
J25	%Indiana Tech	L	64-77
J26	^Wright State	L	77-92
J31	at Western Illinois	L	74-95
F5	^Central State	L	68-80
F7	%Anderson	L	74-76!
F9	%UMKC	L	90-95
F12	^UI-Chicago Circle	L	67-78
F16	^Franklin	W	62-61
F17	%Oakland City	W	76-63
F20	%IU-Southeast	W	50-49

% played at Market Square Arena

^ played at Harry E. Wood Cont. Educ. Ctr.

1980-81 (14-12)

Head Coach: Mel Garland (2nd year)

Leading Scorer: Ron Angevine - 16.0

Leading Rebounder: Reggie Butler - 5.5

Date	Opponent	Res.	Score
N14	%Goshen	W	93-59
N19	%Oakland City	W	74-69
	Cedarville Tournament (Cedarville, OH)		
N21	vs. Kenyon	W	54-50
N22	at Cedarville	L	71-72
N26	%Hanover	L	68-71



YEAR-BY-YEAR RESULTS

Table with columns: Year, Opponent, Result, Score. Rows include N30 Franklin, D4 at Thomas Moore, D3 at Transylvania, etc.

1983-84 (16-15)

Head Coach: Bob Lovell (2nd year)
Leading Scorer: Aldray Gibson - 16.0
Leading Rebounder: Kit Tramm - 7.0

Table with columns: Date, Opponent, Res., Score. Rows include N16 at Oakland City, N22 Anderson, N28 at Franklin, etc.

1984-85 (21-15)

District 21 Champions s NAIA Tourney
Participant
Head Coach: Bob Lovell (3rd year)
Leading Scorer: Aldray Gibson - 18.3
Leading Rebounder: Eric McKay - 5.7

Table with columns: Date, Opponent, Res., Score. Rows include N19 at Anderson, N24 Purdue Calumet, Ath. Department Classic - Ind. Central, etc.

Table with columns: Year, Opponent, Result, Score. Rows include J26 Tri-State, J29 IU-Southeast, F2 at Taylor, etc.

1985-86 (11-19)

Head Coach: Bob Lovell (4th year)
Leading Scorer: Aldray Gibson - 18.7
Leading Rebounder: Troy Fitts - 6.5

Table with columns: Date, Opponent, Res., Score. Rows include N19 at Purdue Calumet, N25 at Anderson, N27 Indiana Central, etc.

1986-87 (20-13)

Head Coach: Bob Lovell (5th year)
Leading Scorer: Aldray Gibson - 27.0
Leading Rebounder: Jeff Roach - 6.2

Table with columns: Date, Opponent, Res., Score. Rows include N19 at Oakland City, N22 Purdue Calumet, N24 Anderson, etc.

Table with columns: Year, Opponent, Result, Score. Rows include F26 Purdue Calumet, M1 at Taylor

1987-88 (24-12)

Head Coach: Bob Lovell (5th year)
Leading Scorer: Jesse Bingham - 20.2
Leading Rebounder: Jesse Bingham - 6.4

Table with columns: Date, Opponent, Res., Score. Rows include N18 Purdue Calumet, N21 at Southern Indiana, N23 at Anderson, etc.

1988-89 (19-18)

Head Coach: Bob Lovell (6th year)
Leading Scorer: Jesse Bingham - 21.3
Leading Rebounder: Jesse Bingham - 7.9

Table with columns: Date, Opponent, Res., Score. Rows include N16 Purdue Calumet, Boswell Tip-Off Tournament (Williamsburg, KY), N18 vs. Faulkner (Ala.), etc.

1989-90 (23-14)

District 21 Champions s NAIA Tourney
Participant
Head Coach: Bob Lovell (7th year)
Leading Scorer: Greg Wright - 15.0
Leading Rebounder: Martin Reedus - 5.7

Table with columns: Date, Opponent, Res., Score. Rows include N15 Purdue Calumet, Grace College Tournament (Winona Lake, IN), N18 at Grace, etc.



YEAR-BY-YEAR RESULTS

F9	Georgetown (Ky.)	L	95-113
F11	at Quincy	L	89-96
F16	at IU-Southeast	L	72-79
F21	at Transylvania	L	63-81
F23	Tri-State	W	115-94

1991-92 (15-16)

Head Coach: Bob Lovell (9th year)
 Leading Scorer: Chad Pate - 14.0
 Leading Rebounder: Greg Teepe - 6.0

Date	Opponent	Res.	Score
N15	at IU-South Bend	W	116-114
U. of Southern Indiana Tournament (Evansville, IN)			
N22	vs. Lincoln Memorial	W	96-82
N23	at Southern Indiana	W	89-86
N25	at Anderson	W	106-85
N27	Purdue Calumet	W	96-88
Coca Cola Peach Basket Classic (Franklin, IN)			
D2	at Franklin	W	110-108
D4	vs. Marian	W	67-58
D7	Millikin	L	84-90
D12	Franklin	W	103-91
DePauw University Tourney (Greencastle, IN)			
D20	vs. Marian	L	73-80
D21	vs. Aurora	W	119-111!

IUPUI Classic (Indianapolis, IN)			
D27	Rosary	W	80-76
D28	St. Xavier	W	83-77
J7	Indiana Wesleyan	W	81-72
J9	Bellarmine	L	78-101
J11	at Tri-State	L	93-106
J14	St. Joseph	L	83-100
J16	Transylvania	L	71-75
J18	at Findlay	L	80-92
J22	at IU-Southeast	L	80-93
J25	at Indiana Tech	L	84-86
F1	St. Francis (Ind.)	W	96-82
F6	at Bellarmine	L	81-94
F8	at SIU-Edwardsville	L	76-96
F13	at Huntington	W	100-83
F15	IU-Southeast	L	61-95
F17	at Taylor	L	68-106
F20	at Transylvania	L	77-101
F29	Tri-State	W	84-81
NAIA District 21 Tournament			
M4	Purdue Calumet	W	99-95
M7	at Tri-State	L	70-81

1992-93 (14-15)

Head Coach: Bob Lovell (10th year)
 Leading Scorer: Chad Pate - 21.7
 Leading Rebounder: Michael Boles - 7.9

Date	Opponent	Res.	Score
N24	at St. Xavier	L	67-76
Coca Cola Peach Basket Classic (Indianapolis, IN - Marian College)			
N30	vs. Franklin	L	102-109
D2	at Marian	L	81-82
D5	Huntington	L	108-109
D7	at Rosary	L	89-93
D9	IU-South Bend	W	95-93
D14	at Bellarmine	W	88-84
D19	at St. Joseph's	L	66-74
IUPUI Classic (Indianapolis, IN)			
D29	St. Xavier	W	97-63
D30	Rosary	W	103-85
J4	at Purdue Calumet	W	81-70
J6	Tri-State	W	85-75
J9	Cumberland	L	77-79
J11	at Indiana Wesleyan	W	79-65
J14	at Transylvania	L	75-94
J16	Taylor	L	68-89
J20	IU-Southeast	W	103-85
J23	Indiana Tech	W	114-83
J30	at St. Francis (Ind.)	L	92-94
F2	at Grace	L	97-109
F7	at SIU-Edwardsville	L	87-115
F10	at IU-Southeast	W	100-86
F13	Findlay	L	89-104
F16	at Taylor	L	54-75
F18	Transylvania	W	82-75
F24	Bellarmine	W	76-75
F27	Longwood	W	105-79

NAIA District 21 Tournament			
M7	IU-South Bend	W	85-82
M11	at Taylor	L	73-92

1993-94 (9-18)

Head Coach: Bob Lovell (11th year)
 Leading Scorer: Lamar Morton - 16.3
 Leading Rebounder: Troy Terrill - 5.5

Date	Opponent	Res.	Score
N20	at Cumberland	L	73-78
Coca Cola Peach Basket Classic (Indianapolis, IN - IUPUI)			

N27	Marian	W	110-85
N29	Indianapolis	L	106-108!
D2	at St. Xavier	W	100-82
D4	at Bellarmine	L	85-87
D7	Wisconsin-Parkside	W	98-88
D18	St. Joseph's	L	78-81
D20	at IPFW	L	87-107
IUPUI Classic (Indianapolis, IN)			
D28	Rosary	W	98-93
D29	St. Xavier	W	91-67
J3	Bellarmine	W	94-80
J6	St. Francis (Ill.)	W	84-76
J8	SIU-Edwardsville	W	98-96
J13	at IU-Southeast	L	80-87
J15	at Quincy	L	91-98
J22	Drury	L	71-94
J25	at Taylor	L	71-83
J29	at Wisconsin-Parkside	L	68-86
J31	at Tri-State	L	87-100
F3	St. Francis (Ind.)	W	82-81
F5	at SIU-Edwardsville	L	90-100
F9	IU-Southeast	L	99-105!
F12	Quincy	L	93-104
F15	Taylor	L	90-95!!
F19	at Longwood	L	58-81
F26	at Drury	L	97-110

NAIA District 21 Playoffs			
M2	Rio Grande	L	109-111



Ron Hunter
(1994-2011)

275-219 / 17 yrs.
.557 pct.

1994-95 (16-13)

Head Coach: Ron Hunter (1st year)
 Leading Scorer: Carlos Knox - 28.4
 Leading Rebounder: Carlos Knox - 5.8

Date	Opponent	Res.	Score
N19	at Southern Indiana	L	99-117
N23	Southern Indiana	L	83-89
N25	at Xavier	L	67-104
Peach Basket Classic (Indianapolis, IN - U. of Indianapolis)			
N28	vs. Marian	L	92-103
N30	vs. Franklin	W	98-91
D3	at Bellarmine	L	82-91
D5	Winona State	W	91-85
D8	at St. Xavier	W	89-84
D10	Kentucky State	W	91-75
D17	at St. Joseph's	L	86-99
D19	IPFW	W	94-65

IUPUI Classic (Indianapolis, IN)			
D28	St. Xavier	W	95-73
D29	Rosary	L	85-91
J4	at St. Francis (Ill.)	W	80-74
J7	at SIU-Edwardsville	L	89-104
J9	Wisconsin-Parkside	W	92-70
J12	Drury	L	99-108
J14	at Quincy	L	80-100
J19	at IU-Southeast	W	80-62
J25	Bellarmine	W	115-108!
J28	SIU-Edwardsville	W	109-83
F2	at Taylor	W	64-60
F7	at Oakland City	W	97-94
F11	Quincy	L	84-98
F19	at Wisconsin-Parkside	W	97-84
F22	Oakland City	W	86-78
F25	at Drury	L	83-97
NAIA Great Lakes Region			
F28	Michigan Dearborn	W	99-85
M2	at Findlay	L	98-103

1995-96 (22-7)

Head Coach: Ron Hunter (2nd year)
 Leading Scorer: Carlos Knox - 32.0
 Leading Rebounder: Anthony Winburn - 8.8

Date	Opponent	Res.	Score
Mankato State Tournament (Mankato, MN)			
N17	vs. Huron	W	90-54
N18	at Mankato State	L	82-91
N21	Southwestern Baptist	W	105-77
N25	Indianapolis	W	87-86!
N27	Kentucky Wesleyan	W	80-58
California (Pa.) Tournament (California, PA)			
D1	vs. Virginia Union	L	91-103
D2	vs. Wheeling-Jesuit	W	94-66
D6	at Central Missouri State	L	108-114
D9	Northeast Missouri	W	71-48

Coconut Coast Classic (Hilo, HI)			
D17	at Hawaii-Hilo	W	106-93
D18	vs. Northern Michigan	W	80-61
D28	St. Francis (Ind.)	W	81-69
D30	at Southwestern Baptist	W	85-84
J4	McKendree	W	94-86
J6	at Kentucky Wesleyan	L	84-95
J8	at McKendree	L	75-76
J10	Indiana Tech	W	99-77
J13	at Grand Canyon	L	83-92
J15	at Northeast Missouri	W	72-54
J20	at Indianapolis	L	61-70
J22	Drury	W	72-60
J27	at Central State	W	88-83
F7	at Kentucky State	W	95-77
F10	St. Francis (Ill.)	W	74-59
F12	at Drury	W	83-63
F14	at Indiana Tech	W	98-97
F17	at Winona State	W	83-82
F21	Central State	W	102-72

1996-97 (16-11)

Head Coach: Ron Hunter (3rd year)
 Leading Scorer: Anthony Winburn - 17.2
 Leading Rebounder: Anthony Winburn - 7.3

Date	Opponent	Res.	Score
N16	Walsh University	L	87-88
N23	Carson-Newman	W	84-58
N25	at Murray State	L	74-85
West Texas A&M Tournament (Canyon, TX)			
N29	vs. Phillips University	L	44-60
N30	vs. SW Oklahoma State	W	57-43
Lynn University Pepsi Tournament (Boca Raton, FL)			
D6	vs. Virgin Islands	W	88-63
D7	at Lynn University	L	68-81
D14	at Alcorn State	L	58-69
D16	St. Ambrose	L	63-65

High Desert Classic (Edmond, OK)			
D18	at Central Oklahoma	L	96-116
D19	vs. Washburn	L	60-69
Grand Canyon Tournament (Phoenix, AZ)			
D27	vs. UC-Davis	L	72-88
D28	vs. Emporia State	W	76-64
J4	West Virginia State	W	73-66
J7	at Central State	W	78-69
J18	Drury	W	63-48
J22	at Indiana Tech	W	80-57
J25	Grand Valley State	L	69-85
J28	IU-Southeast	W	94-72
F4	at St. Francis (Ill.)	W	64-59
F8	at Drury	L	68-83
F12	Central State	W	87-76
F15	at Wilberforce	W	90-78
F19	Indiana Tech	W	98-77
F22	Kentucky State	W	81-70
F24	Wilberforce	W	98-60
M1	Greenville	W	96-58

1997-98 (18-9)

Head Coach: Ron Hunter (4th year)
 Leading Scorer: Carlos Knox - 30.0
 Leading Rebounder: Marcus Overstreet - 7.1

Date	Opponent	Res.	Score
N15	IU-South Bend	W	104-55
Virgin Islands Tournament (St. Thomas, VI)			
N21	vs. Florida Southern	L	77-78
N22	at Virgin Islands	W	94-54
N25	Anderson	W	87-71
Barry University Tourney (Miami Shores, FL)			
N28	vs. St. Thomas University	W	79-68
N29	at Barry University	W	66-62
D2	at Miami (Ohio)	L	75-102
D6	at Alcorn State	L	77-84
D10	at Butler	L	44-83

Grand Canyon Classic (Phoenix, AZ)			
D19	at Grand Canyon	L	85-87
D20	vs. Western New Mexico	L	78-81
IUPUI Christmas Tourney (Indianapolis, IN)			
D27	Virgin Islands	W	133-46
D28	IPFW	W	81-62
J2	Walsh University	W	91-77
J5	Oklahoma Panhandle St.	W	111-75
J10	Olivet Nazarene	W	86-77
J14	Kentucky State	W	96-67
J17	Drury	W	98-83

IUPUI Diversity Classic (Indianapolis, IN)			
J19	% West Virginia State	W	82-58
J24	at Oakland	L	61-76
J31	Michigan-Dearborn	W	80-69
F7	at Drury	L	74-81
F10	at Eastern Kentucky	L	69-73
F14	Oakland	W	F 2-0

F17	at Central State	W	85-76
F23	Central State	W	96-82
F28	at Florida Atlantic	W	85-65
% played at Market Square Arena			

1998-99 (11-16/6-8)

Head Coach: Ron Hunter (5th year)
 Leading Scorer: Don Carlisle - 13.4
 Leading Rebounder: Don Carlisle - 7.4

Date	Opponent	Res.	Score
N14	West Virginia State	W	85-46
N18	at Dayton	L	66-76
N24	at Georgetown	L	60-72
N28	at Houston	L	71-72
D5	Oral Roberts *	L	68-78
D7	UMKC *	W	80-76
D12	Eastern Kentucky	W	74-61
D19	Florida Atlantic	W	96-86
D26	Alcorn State	L	53-58
J2	at Youngstown State *	L	44-68
J4	Southern Utah *	W	73-46
J7	at Chicago State *	W	53-50
J9	Western Illinois *	W	62-57
J14	Chicago State *	L	47-50
J18	Belmont	W	85-70
J21	at Oakland	W	73-63
J23	at Valparaiso *	L	71-86
J28	at Southern Utah *	W	72-66
J30	Youngstown State *	L	42-64
F1	at Butler	L	54-80
F4	at Oral Roberts *	L	71-78
F6	at UMKC *	W	83-81
F11	Oakland	L	77-80
F13	at Western Illinois *	L	77-84!
F16	at Belmont	L	69-79
F20	Valparaiso *	L	58-75
F27	at Texas Pan-American	L	68-86

1999-00 (7-21/4-12)

Head Coach: Ron Hunter (6th year)
 Leading Scorer: Don Carlisle - 12.8
 Leading Rebounder: Don Carlisle - 7.2

Date	Opponent	Res.	Score
N20	at Evansville	L	61-74
N24	Miami (Ohio)	L	59-75
N27	at Pittsburgh	L	49-68
N30	at Illinois-Chicago	L	65-70
San Francisco Tourney (San Francisco, CA)			
D3	at San Francisco	L	50-81
D4	vs. The Citadel	W	69-59
D11	Cal Poly	L	67-72
D13	at Arizona	L	41-70
D23	Eastern Michigan	L	56-62
D28	at Cal Poly	W	66-62
J6	Youngstown State *	L	41-43
J8	at Southern Utah *	L	69-87
J13	Chicago State *	L	60-63
J15	at Western Illinois *	L	60-61
J20	at Chicago State *	L	62-69
J24	at Butler	L	59-70
J27	Oakland *	L	63-65
J29	Valparaiso *	L	49-65
F3	Southern Utah *	L	73-76
F5	at Youngstown State *	W	55-48



YEAR-BY-YEAR RESULTS

Table with 4 columns: Year, Opponent, Result, Score. Includes games from 2001-02 to 2003-04.

2001-02 (15-15/6-8)

Table with 4 columns: Date, Opponent, Res., Score. Includes games from 2001-02 to 2003-04.

2002-03 (20-14/10-4)

Table with 4 columns: Date, Opponent, Res., Score. Includes games from 2002-03 to 2003-04.

2003-04 (3-11/2-6)

Table with 4 columns: Date, Opponent, Res., Score. Includes games from 2003-04 to 2005-06.

Table with 4 columns: Year, Opponent, Result, Score. Includes games from 2003-04 to 2005-06.

2006-07 (15-15/7-7)

Table with 4 columns: Date, Opponent, Res., Score. Includes games from 2006-07 to 2008-09.

2007-08 (26-7/15-3)

Table with 4 columns: Date, Opponent, Res., Score. Includes games from 2007-08 to 2010-11.

Table with 4 columns: Year, Opponent, Result, Score. Includes games from 2003-04 to 2005-06.

2008-09 (16-14/9-9)

Table with 4 columns: Date, Opponent, Res., Score. Includes games from 2008-09 to 2010-11.

2009-10 (25-11/15-3)

Table with 4 columns: Date, Opponent, Res., Score. Includes games from 2009-10 to 2010-11.



YEAR-BY-YEAR RESULTS

Leading Scorer: Alex Young - 19.7

Leading Rebounder: Christian Siakam - 6.9

Date	Opponent	Res.	Score
CBE Classic (Spokane, Wash.)			
N14	at Gonzaga	L	56-86
N16	IU-Northwest	W	83-62
CBE Classic (Oxford, Ohio)			
N20	at Miami (Ohio)	L	58-59
N21	vs. San Diego State	L	46-61
N22	vs. Green Bay	W	63-46
N27	at Saint Louis	L	55-58
N29	IU-East	W	103-80
D2	Centenary *	W	77-69
D4	Oral Roberts *	L	61-63
D9	at Ohio State	L	64-75
D12	at Ohio	W	66-56
D18	at Duquesne	L	54-81
Holiday Hoops Classic (Las Vegas, Nev.)			
D22	vs. San Diego State	L	54-56
D23	vs. San Francisco	W	69-68
D27	at Florida Gulf Coast	W	76-63
D30	Western Illinois *	W	70-55
J6	at Oakland *	L	71-85
J8	at IPFW *	W	78-74
J13	North Dakota State *	W	67-64
J15	South Dakota State *	W	81-76
J20	at UMKC *	L	77-85
J22	at Southern Utah *	W	87-61
J29	at Western Illinois *	W	56-45
F3	%IPFW *	W	86-77
F5	%Oakland *	W	100-88
F10	at South Dakota State *	L	70-81
F12	at North Dakota State *	W	76-72
F17	Southern Utah *	L	68-80
F19	UMKC *	W	84-69
F24	at Oral Roberts *	L	74-92
F26	at Centenary *	W	78-57
Summit League Tournament (Sioux Falls, SD)			
M6	vs. UMKC	W	79-55
M7	vs. Oral Roberts	L	77-83

% played at Consecro Fieldhouse



Todd Howard
(2011-pres.)

14-18 / 1 yr.
.438 pct.

2011-12 (14-18/7-11)

Head Coach: Todd Howard (1st year)

Leading Scorer: Alex Young - 20.4

Leading Rebounder: Alex Young - 5.9

Date	Opponent	Res.	Score
N11	Anderson	W	101-68
Auto-Owners Insurance Spartan Invitational (campus sites)			
N15	at Arkansas-Little Rock	L	70-75
N18	at Milwaukee	L	49-62
N20	Eastern Michigan	L	64-66
N23	at Ball State	L	62-69
Auto-Owners Insurance Spartan Invitational (campus sites)			
N26	Texas Southern	W	74-55
N28	at Georgetown	L	58-81
D1	South Dakota State *	L	93-97
D3	North Dakota State *	L	79-84
D7	at Louisville	L	60-90
D10	Western Kentucky	W	84-76
D16	St. Joseph's (Ind.)	W	75-55
D19	%Ball State	W	66-57
D23	%Valparaiso	W	97-88
D30	Western Illinois *	W	75-68
J3	UMKC *	W	83-74
J5	at IPFW *	L	67-72
J7	at Oakland *	L	81-93
J12	Southern Utah *	L	64-72
J14	Oral Roberts *	L	71-81
J19	at South Dakota *	L	78-88
J21	at UMKC *	L	62-64
J28	at Western Illinois *	L	55-57
F1	Oakland *	W	79-75
F4	IPFW *	W	66-63
F9	at Oral Roberts *	L	74-76
F11	at Southern Utah *	W	66-53
F15	South Dakota *	W	88-70
Sears BracketBuster (campus sites)			
F18	at Nicholls State	W	84-80
F23	at North Dakota State *	W	74-68
F25	at South Dakota State *	L	64-75
Summit League Tournament (Sioux Falls, S.D.)			
M3	vs. South Dakota State	L	56-77

% played at Consecro Fieldhouse

**RESULTS BY OPPONENT**

Akron (0-2) 1-17-78 A 77-103 L 12-22-78 H 84-90 L	12-15-01 H 81-103 L 12-3-02 A 69-85 L 12-20-03 H 78-60 W 12-11-04 A 73-80 L 12-7-05 H 50-53 L 11-23-11 A 62-69 L 12-19-11 H 66-57 W	2-14-08 H 89-61 W 1-17-09 H 56-58 L 2-12-09 A 79-67 W 1-16-10 H 74-58 W 2-11-10 A 88-77 W 12-2-10 H 77-69 W 2-26-11 A 78-57 W	DePaul (0-1) 12-6-04 A 67-88 L	Faulkner (Ala.) (0-1) 11-18-88 N 85-88 L
Alabama A&M (1-0) 11-10-06 N 86-47 W	Barry (1-0) 11-29-97 A 66-62 W	C. Missouri St. (0-2) 12-7-77 N 87-90 L 12-6-95 A 108-114 L	DePauw (5-6) 1-21-84 H 63-62 W 1-23-85 A 60-71 L 12-9-85 A 63-88 L 1-22-86 H 60-74 L 1-17-87 H 71-67 W 2-19-87 A 73-62 W 1-20-88 A 62-89 L 2-17-88 H 94-91 W 1-7-89 A 85-79 W 1-30-89 H 69-81 L 1-2-91 H 0-2 L	Ferris State (2-2) 12-21-73 - 59-101 L 12-7-79 A 79-94 L 12-20-88 H 91-89 W 1-22-90 A 90-74 W
Alaska (1-0) 11-18-07 A 82-47 W	Bellarmino (4-8) 2-25-88 A 90-104 L 2-9-89 H 97-100 L 2-1-90 A 95-98 L 2-6-91 H 87-106 L 1-9-92 H 78-101 L 2-6-92 A 81-94 L 12-14-92 A 88-84 W 2-24-93 H 76-75 W 12-4-93 A 85-87 L 1-3-94 H 94-80 W 12-3-94 A 82-91 L 1-25-95 H 115-108 W	Central Oklahoma (0-1) 12-18-96 A 96-116 L	Drake (1-0) 11-14-09 A 88-82 W	Findlay (0-3) 1-18-92 A 80-92 L 2-13-93 H 89-104 L 3-2-95 L 98-105 L
Alcorn St. (0-3) 12-14-96 A 58-69 L 12-6-97 A 77-84 L 12-26-98 H 53-58 L	Belmont (1-3) 1-18-99 H 85-70 W 2-16-99 A 69-79 L 11-18-06 H 61-67 L 12-4-06 A 66-76 L	Central State (7-3) 12-5-77 H 69-67 W 12-4-78 A 72-99 L 1-10-80 A 61-71 L 2-5-80 H 68-80 L 1-27-96 A 88-83 W 2-21-96 H 102-72 W 1-7-97 A 78-69 W 2-12-97 H 87-76 W 2-17-98 A 85-76 W 2-23-98 H 96-82 W	Drury (4-6) 1-15-94 A 71-94 L 2-26-94 A 97-110 L 1-12-95 H 99-108 L 2-25-95 A 83-97 L 1-22-96 H 72-60 W 2-12-96 A 83-63 W 1-18-97 H 63-48 W 2-8-97 A 68-83 L 1-17-98 H 98-83 W 2-7-98 A 74-81 L	Florida Atlantic (2-0) 2-28-98 A 85-65 W 12-29-98 H 96-86 W
Alma (0-1) 11-29-77 N 79-84 L	Berry (Ga.) (1-0) 11-19-88 N 102-97 W	Chicago St. (11-12) 2-22-74 - 82-87 L 2-14-75 A 70-97 L 2-13-76 H 85-75 W 1-15-77 - 87-89 L 1-7-99 A 53-50 W 1-14-99 H 47-50 L 1-13-00 H 60-63 L 1-20-00 A 62-69 L 2-8-01 H 58-68 L 2-22-01 A 56-58 L 1-5-02 H 61-54 W 1-31-02 A 92-59 W 2-1-03 A 89-69 W 3-1-03 H 67-55 W 1-29-04 H 79-70 W 2-14-04 A 72-76 L 3-8-04 N 68-47 W 1-29-05 A 63-71 L 2-22-05 H 90-62 W 12-30-05 H 87-64 W 2-23-06 A 66-74 L 3-6-06 N 53-57 L 2-1-07 H 79-77 W 11-24-07 H 78-70 W 2-27-08 A 89-75 W	Duquesne (1-1) 12-19-09 H 73-64 W 12-18-10 A 54-81 L	Fla. Gulf Coast (2-0) 12-17-07 H 84-62 W 12-27-10 A 76-63 W
Ambassador (1-0) 11-30-77 N 69-50 W	Bethel (1-0) 3-3-88 H 89-84 W	Citadel, The (1-0) 12-4-99 N 69-59 W	Dyke (2-0) 12-29-82 A --- W 2-10-83 H 82-66 W	Fla. Southern (0-1) 11-21-97 N 77-78 L
Ancilla Domini (1-0) 1-20-73 - 130-73 W	Bloomfield (1-0) 12-9-83 N 86-68 W	Cleveland State (2-0) 11-16-01 H 82-65 W 12-18-02 A 90-74 W	Earlham (5-1) 1-7-76 A 82-85 L 1-5-77 - 76-54 W 12-18-78 A 71-67 W 12-9-86 A 94-78 W 12-14-87 H 105-87 W 1-6-89 A 93-81 W	Franklin (15-14) 1-14-76 H 74-80 L 11-22-76 - 71-74 L 12-13-79 A 85-86 L 2-16-80 H 62-61 W 12-2-80 H 72-88 L 1-19-81 A 65-70 L 11-30-82 H 70-68 W 1-26-83 A 74-85 L 11-28-83 A 80-76 W 1-19-84 H 82-87 L 1-17-85 A 91-81 W 2-6-85 H 100-75 W 2-28-85 H 70-66 W 12-4-85 N 76-71 W 1-15-86 H 72-70 W 2-5-86 A 78-76 W 2-4-87 A 87-97 L 2-3-88 H 80-78 W 11-30-88 N 63-73 L 1-12-89 A 107-109 L 3-2-89 A 82-94 L 11-29-89 H 90-88 W 12-19-89 H 106-89 W 11-28-90 N 105-106 L 12-14-90 A 92-106 L 12-2-91 A 110-108 W 12-12-91 H 103-91 W 11-30-92 N 102-109 L 11-30-94 N 98-91 W
Anderson (12-7) 11-29-78 H 82-83 L 2-7-80 H 74-76 L 1-10-81 H 69-61 W 2-7-81 A 73-71 W 11-22-83 H 66-69 L 11-19-84 A 91-74 W 1-5-85 H 68-70 L 11-25-85 A 82-86 L 11-24-86 H 78-89 L 11-23-87 A 94-78 W 1-6-88 H 67-66 W 11-22-88 H 101-70 W 2-11-89 A 79-81 L 2-28-89 H 96-78 W 11-20-89 N 100-71 W 11-20-90 H 126-108 W 11-25-91 A 106-85 W 11-25-97 H 87-71 W 11-11-11 H 101-68 W	Brescia (1-0) 12-16-89 N 120-76 W	Colorado St. (1-1) 11-27-04 H 77-67 W 12-3-05 A 65-77 L	Eastern Illinois (1-2) 2-5-77 - 71-92 L 2-20-84 A 56-80 L 11-25-08 H 67-60 W 11-18-09 A 69-66 W	Franklin JV (0-1) 1972 - 59-86 L
Aquinas (0-1) 12-27-84 N 79-90 L	Brown (1-0) 11-17-02 N 66-65 W	Concordia (1-0) 12-8-79 A 95-74 W	Eastern Kentucky (1-1) 2-10-98 A 69-73 L 12-12-98 H 74-61 W	Furman (0-1) 11-26-02 N 62-70 L
Arizona (0-1) 12-13-99 A 41-70 L	Butler (0-3) 12-10-97 A 44-83 L 2-1-99 A 54-80 L 1-24-00 A 59-70 L	Creighton (0-1) 11-25-02 N 52-99 L	Eastern Michigan (0-3) 12-23-99 H 56-62 L 12-6-00 A 64-67 L 11-20-11 H 64-66 L	Gannon (0-1) 2-10-77 - 71-84 L
Arizona State (0-1) 12-14-08 N 58-59 L	Cal Poly (1-1) 12-11-99 H 67-72 L 12-28-99 A 66-62 W	Cumberland (0-2) 1-9-93 H 77-79 L 11-20-93 A 73-78 L	Elon (2-0) 11-28-05 A 82-70 W 12-17-05 H 57-56 W	Gardner-Webb (1-0) 12-5-80 N 67-64 W
Arkansas-Little Rock (0-1) 11-15-11 A 70-75 L	UC-Davis (0-1) 12-27-96 N 72-88 L	Dayton (0-2) 11-18-98 A 66-76 L 12-13-03 A 59-61 L	Emporia St. (1-0) 12-28-96 N 76-64 W	Georgetown (0-2) 11-24-98 A 60-72 L 11-28-11 A 58-81 L
Ashland (1-3) 12-14-74 A 47-73 L 12-13-75 A 66-69 L 12-8-76 - 84-71 W 2-24-78 H 62-71 L	Carson Newman (1-0) 11-23-96 H 84-58 W	Fairleigh Dickinson (0-1) 12-29-06 N 58-61 L	Evansville (0-1) 11-20-99 A 61-74 L	Georgia State (1-0) 11-22-09 N 67-56 W
Ath. in Action-E (0-1) 12-29-77 N 66-99 L	Cedarville (1-1) 11-24-79 H 102-90 W 11-22-80 A 71-72 L			
Auburn (0-1) 11-21-09 N 65-80 L	Centenary (12-3) 1-31-04 A 65-67 L 2-21-04 H 69-61 W 1-22-05 H 75-53 W 2-19-05 A 64-56 W 1-19-06 H 63-52 W 2-16-06 A 65-49 W 1-25-07 A 70-68 W 2-24-07 H 87-62 W 1-19-08 A 58-64 L			
Aurora (1-0) 12-21-91 N 119-111 W				
Austin Peay (1-2) 11-25-00 A 76-79 L 12-16-00 H 74-77 L 11-20-09 N 77-63 W				
Ball State (1-6) 11-22-00 A 65-73 L				



RESULTS BY OPPONENT

Georgia Tech (1-0) 12-29-01 A 96-92 W	Illinois State (0-1) 12-23-00 A 63-82 L	11-30-83 A 68-86 L 11-26-84 A 63-61 W 12-3-84 A 69-70 L 11-27-85 H 85-90 L 11-26-86 A 69-74 L 12-1-86 A 69-56 W 11-25-87 H 73-97 L 11-30-87 N 101-95 W 11-29-93 H 106-108 L 11-25-95 H 87-86 W 1-20-96 A 61-70 L	1-24-76 A 104-83 W 2-27-76 H 116-62 W 2-15-77 - 2-0 W 11-16-10 H 83-62 W	Kentucky St. (4-2) 2-14-78 A 77-121 L 2-13-79 H 56-107 L 12-10-94 H 91-75 W 2-7-96 A 95-77 W 2-22-97 H 81-70 W 1-14-98 H 96-67 W
Gonzaga (0-1) 11-14-10 A 56-86 L	Illinois-Chicago (0-3) 2-12-80 H 67-78 L 2-10-81 A 77-91 L 11-30-99 A 65-70 L	12-9-72 - 81-105 L 2-3-73 - 95-64 W 1973-74 - 98-97 W 1973-74 - 102-69 W 1-18-75 H 112-86 W 2-6-75 A 81-83 L 11-29-75 A 106-85 W 1-17-76 H 89-62 W 1-23-81 H 90-70 W 11-21-81 A 104-69 W 12-3-83 H 74-57 W 1-25-84 A 73-84 L 12-23-84 A 58-69 L 1-3-85 H 70-73 L 12-12-85 A 47-54 L 12-11-86 H 99-72 W 12-10-87 A 93-85 W 12-20-93 A 87-107 L 12-19-94 H 94-65 W 12-28-97 H 81-62 W 2-12-02 H 82-60 W 1-7-03 A 80-86 L 11-21-04 H 81-59 W 3-1-04 A 68-65 W 11-25-06 A 70-60 W 12-16-06 H 74-57 W 1-26-08 H 77-59 W 2-23-08 A 88-81 W 1-24-09 A 84-57 W 2-19-09 H 57-55 W 12-31-09 A 79-69 W 1-31-10 H 60-62 L 1-8-11 A 78-74 W 2-3-11 H 86-77 W 1-5-12 A 67-72 L 2-4-12 H 66-63 W	IU South Bend (11-1) 1972-73 - 75-64 W 1-12-74 - 102-90 W 1-21-89 H 101-82 W 1-20-90 H 112-87 W 2-19-90 A 95-100 L 11-15-91 A 116-114 W 12-9-92 H 95-93 W 3-7-93 H 85-82 W 11-15-97 H 104-55 W 11-12-07 H 96-61 W 12-2-08 H 84-59 W 12-12-09 H 92-56 W	Kentucky Wesleyan (1-2) 11-20-82 A 68-84 L 11-27-95 H 80-58 W 1-6-96 A 84-95 L
Grace (4-5) 2-7-79 H 97-109 L 11-16-79 A 81-64 W 1-28-81 H 63-57 W 3-3-83 A 74-94 L 12-8-84 A 52-50 W 12-7-85 H 60-62 L 2-12-87 A 67-84 L 11-18-89 A 105-92 W 2-2-93 A 97-109 L	Indiana (0-2) 12-22-06 N 57-86 L 11-18-08 A 57-60 L	IPFW (24-11) 1972 - 82-86 L 12-9-72 - 81-105 L 2-3-73 - 95-64 W 1973-74 - 98-97 W 1973-74 - 102-69 W 1-18-75 H 112-86 W 2-6-75 A 81-83 L 11-29-75 A 106-85 W 1-17-76 H 89-62 W 1-23-81 H 90-70 W 11-21-81 A 104-69 W 12-3-83 H 74-57 W 1-25-84 A 73-84 L 12-23-84 A 58-69 L 1-3-85 H 70-73 L 12-12-85 A 47-54 L 12-11-86 H 99-72 W 12-10-87 A 93-85 W 12-20-93 A 87-107 L 12-19-94 H 94-65 W 12-28-97 H 81-62 W 2-12-02 H 82-60 W 1-7-03 A 80-86 L 11-21-04 H 81-59 W 3-1-04 A 68-65 W 11-25-06 A 70-60 W 12-16-06 H 74-57 W 1-26-08 H 77-59 W 2-23-08 A 88-81 W 1-24-09 A 84-57 W 2-19-09 H 57-55 W 12-31-09 A 79-69 W 1-31-10 H 60-62 L 1-8-11 A 78-74 W 2-3-11 H 86-77 W 1-5-12 A 67-72 L 2-4-12 H 66-63 W	IU Southeast (24-21) 1972-73 - 84-86 L 1972-73 - 86-89 L 1972-73 - 84-86 L 12-10-73 - 61-76 L 1-26-74 - 82-79 W 12-9-74 A 85-89 L 1-11-75 H 64-74 L 12-3-75 A 95-77 W 1-3-76 H 58-60 L 1-10-76 N 77-67 W 12-4-79 A 63-77 L 2-20-80 H 50-49 W 12-10-80 H 65-64 W 1-14-81 A 66-72 L 1-22-83 A 78-75 W 2-12-83 H 84-88 L 1-30-84 H 87-79 W 2-6-84 A 87-79 W 1-29-85 H 76-67 W 2-11-85 A 67-66 W 1-13-86 A 71-84 L 1-28-86 H 72-67 W 1-12-87 H 80-81 L 1-27-87 A 88-97 L 1-9-88 A 95-88 W 2-15-88 H 70-88 L 1-25-89 H 77-73 W 2-18-89 A 80-63 W 1-24-90 A 87-81 W 2-17-90 H 71-87 L 11-17-90 N 92-84 W 1-23-91 H 70-71 L 2-16-91 A 72-79 L 1-22-92 A 80-93 L 2-15-92 H 61-95 L 1-20-93 H 103-85 W 2-10-93 A 100-86 W 1-13-94 A 80-87 L 2-9-94 H 99-105 L 1-19-95 A 80-62 W 1-28-97 H 94-72 W 11-27-00 H 103-53 W 12-4-04 H 82-58 W 11-15-06 H 74-59 W 12-23-07 H 95-74 W	Kentucky Wesleyan (1-2) 11-20-82 A 68-84 L 11-27-95 H 80-58 W 1-6-96 A 84-95 L
Grand Canyon (0-2) 1-13-96 A 83-92 L 12-19-97 A 85-87 L	Indiana Baptist (2-0) 1-15-79 H 99-55 W 1-22-79 A 85-52 W	12-9-72 - 81-105 L 2-3-73 - 95-64 W 1973-74 - 98-97 W 1973-74 - 102-69 W 1-18-75 H 112-86 W 2-6-75 A 81-83 L 11-29-75 A 106-85 W 1-17-76 H 89-62 W 1-23-81 H 90-70 W 11-21-81 A 104-69 W 12-3-83 H 74-57 W 1-25-84 A 73-84 L 12-23-84 A 58-69 L 1-3-85 H 70-73 L 12-12-85 A 47-54 L 12-11-86 H 99-72 W 12-10-87 A 93-85 W 12-20-93 A 87-107 L 12-19-94 H 94-65 W 12-28-97 H 81-62 W 2-12-02 H 82-60 W 1-7-03 A 80-86 L 11-21-04 H 81-59 W 3-1-04 A 68-65 W 11-25-06 A 70-60 W 12-16-06 H 74-57 W 1-26-08 H 77-59 W 2-23-08 A 88-81 W 1-24-09 A 84-57 W 2-19-09 H 57-55 W 12-31-09 A 79-69 W 1-31-10 H 60-62 L 1-8-11 A 78-74 W 2-3-11 H 86-77 W 1-5-12 A 67-72 L 2-4-12 H 66-63 W	IU South Bend (11-1) 1972-73 - 75-64 W 1-12-74 - 102-90 W 1-21-89 H 101-82 W 1-20-90 H 112-87 W 2-19-90 A 95-100 L 11-15-91 A 116-114 W 12-9-92 H 95-93 W 3-7-93 H 85-82 W 11-15-97 H 104-55 W 11-12-07 H 96-61 W 12-2-08 H 84-59 W 12-12-09 H 92-56 W	Kentucky Wesleyan (1-2) 11-20-82 A 68-84 L 11-27-95 H 80-58 W 1-6-96 A 84-95 L
Grand Valley St. (0-2) 12-27-73 N 63-92 L 1-25-97 H 69-85 L	Indiana State (2-2) 12-20-00 H 72-70 W 12-1-01 A 56-66 L 12-23-08 H 62-41 W 12-23-09 A 59-72 L	12-9-72 - 81-105 L 2-3-73 - 95-64 W 1973-74 - 98-97 W 1973-74 - 102-69 W 1-18-75 H 112-86 W 2-6-75 A 81-83 L 11-29-75 A 106-85 W 1-17-76 H 89-62 W 1-23-81 H 90-70 W 11-21-81 A 104-69 W 12-3-83 H 74-57 W 1-25-84 A 73-84 L 12-23-84 A 58-69 L 1-3-85 H 70-73 L 12-12-85 A 47-54 L 12-11-86 H 99-72 W 12-10-87 A 93-85 W 12-20-93 A 87-107 L 12-19-94 H 94-65 W 12-28-97 H 81-62 W 2-12-02 H 82-60 W 1-7-03 A 80-86 L 11-21-04 H 81-59 W 3-1-04 A 68-65 W 11-25-06 A 70-60 W 12-16-06 H 74-57 W 1-26-08 H 77-59 W 2-23-08 A 88-81 W 1-24-09 A 84-57 W 2-19-09 H 57-55 W 12-31-09 A 79-69 W 1-31-10 H 60-62 L 1-8-11 A 78-74 W 2-3-11 H 86-77 W 1-5-12 A 67-72 L 2-4-12 H 66-63 W	IU Southeast (24-21) 1972-73 - 84-86 L 1972-73 - 86-89 L 1972-73 - 84-86 L 12-10-73 - 61-76 L 1-26-74 - 82-79 W 12-9-74 A 85-89 L 1-11-75 H 64-74 L 12-3-75 A 95-77 W 1-3-76 H 58-60 L 1-10-76 N 77-67 W 12-4-79 A 63-77 L 2-20-80 H 50-49 W 12-10-80 H 65-64 W 1-14-81 A 66-72 L 1-22-83 A 78-75 W 2-12-83 H 84-88 L 1-30-84 H 87-79 W 2-6-84 A 87-79 W 1-29-85 H 76-67 W 2-11-85 A 67-66 W 1-13-86 A 71-84 L 1-28-86 H 72-67 W 1-12-87 H 80-81 L 1-27-87 A 88-97 L 1-9-88 A 95-88 W 2-15-88 H 70-88 L 1-25-89 H 77-73 W 2-18-89 A 80-63 W 1-24-90 A 87-81 W 2-17-90 H 71-87 L 11-17-90 N 92-84 W 1-23-91 H 70-71 L 2-16-91 A 72-79 L 1-22-92 A 80-93 L 2-15-92 H 61-95 L 1-20-93 H 103-85 W 2-10-93 A 100-86 W 1-13-94 A 80-87 L 2-9-94 H 99-105 L 1-19-95 A 80-62 W 1-28-97 H 94-72 W 11-27-00 H 103-53 W 12-4-04 H 82-58 W 11-15-06 H 74-59 W 12-23-07 H 95-74 W	Kentucky Wesleyan (1-2) 11-20-82 A 68-84 L 11-27-95 H 80-58 W 1-6-96 A 84-95 L
Greenville (1-0) 3-1-97 H 96-58 W	Indiana Tech (17-10) 12-28-74 H 100-95 W 12-16-75 A 79-82 L 1-26-77 - 91-66 W 12-12-77 A 96-87 W 1-5-79 H 53-64 L 1-15-80 A 79-80 L 1-25-80 H 64-77 L 1-17-81 A 65-64 W 2-4-81 H 78-77 W 1-15-83 H 76-62 W 2-8-83 A 64-65 L 1-14-84 A 62-57 W 1-12-85 H 71-77 L 1-11-86 A 91-95 L 2-7-87 H 103-90 W 2-6-88 A 108-105 W 2-4-89 H 91-89 W 1-27-90 A 95-96 L 3-1-90 H 118-69 W 1-26-91 H 84-88 L 1-25-92 A 84-86 L 1-23-93 H 114-83 W 1-10-96 H 99-77 W 2-14-96 A 98-97 W 1-22-97 A 80-57 W 2-19-97 H 98-77 W 11-28-01 H 109-82 W	12-9-72 - 81-105 L 2-3-73 - 95-64 W 1973-74 - 98-97 W 1973-74 - 102-69 W 1-18-75 H 112-86 W 2-6-75 A 81-83 L 11-29-75 A 106-85 W 1-17-76 H 89-62 W 1-23-81 H 90-70 W 11-21-81 A 104-69 W 12-3-83 H 74-57 W 1-25-84 A 73-84 L 12-23-84 A 58-69 L 1-3-85 H 70-73 L 12-12-85 A 47-54 L 12-11-86 H 99-72 W 12-10-87 A 93-85 W 12-20-93 A 87-107 L 12-19-94 H 94-65 W 12-28-97 H 81-62 W 2-12-02 H 82-60 W 1-7-03 A 80-86 L 11-21-04 H 81-59 W 3-1-04 A 68-65 W 11-25-06 A 70-60 W 12-16-06 H 74-57 W 1-26-08 H 77-59 W 2-23-08 A 88-81 W 1-24-09 A 84-57 W 2-19-09 H 57-55 W 12-31-09 A 79-69 W 1-31-10 H 60-62 L 1-8-11 A 78-74 W 2-3-11 H 86-77 W 1-5-12 A 67-72 L 2-4-12 H 66-63 W	IU Southeast (24-21) 1972-73 - 84-86 L 1972-73 - 86-89 L 1972-73 - 84-86 L 12-10-73 - 61-76 L 1-26-74 - 82-79 W 12-9-74 A 85-89 L 1-11-75 H 64-74 L 12-3-75 A 95-77 W 1-3-76 H 58-60 L 1-10-76 N 77-67 W 12-4-79 A 63-77 L 2-20-80 H 50-49 W 12-10-80 H 65-64 W 1-14-81 A 66-72 L 1-22-83 A 78-75 W 2-12-83 H 84-88 L 1-30-84 H 87-79 W 2-6-84 A 87-79 W 1-29-85 H 76-67 W 2-11-85 A 67-66 W 1-13-86 A 71-84 L 1-28-86 H 72-67 W 1-12-87 H 80-81 L 1-27-87 A 88-97 L 1-9-88 A 95-88 W 2-15-88 H 70-88 L 1-25-89 H 77-73 W 2-18-89 A 80-63 W 1-24-90 A 87-81 W 2-17-90 H 71-87 L 11-17-90 N 92-84 W 1-23-91 H 70-71 L 2-16-91 A 72-79 L 1-22-92 A 80-93 L 2-15-92 H 61-95 L 1-20-93 H 103-85 W 2-10-93 A 100-86 W 1-13-94 A 80-87 L 2-9-94 H 99-105 L 1-19-95 A 80-62 W 1-28-97 H 94-72 W 11-27-00 H 103-53 W 12-4-04 H 82-58 W 11-15-06 H 74-59 W 12-23-07 H 95-74 W	Kentucky Wesleyan (1-2) 11-20-82 A 68-84 L 11-27-95 H 80-58 W 1-6-96 A 84-95 L
Hanover (8-5) 11-22-78 H 73-88 L 12-12-79 H 77-75 W 12-26-80 H 68-71 L 1-8-83 H 82-91 L 1-7-84 A 66-64 W 2-18-85 A 83-73 W 1-20-86 A 68-73 L 2-21-87 H 82-80 W 2-20-88 A 89-101 L 12-15-88 H 78-70 W 12-2-89 A 111-78 W 3-7-90 H 71-70 W 12-6-90 H 75-68 W	Indiana Wesleyan (18-5) 11-3-78 H 63-60 W 11-7-79 H 88-77 W 1-6-81 A 73-81 L 2-18-81 H 77-78 L 12-11-82 H 96-79 W 2-17-83 A 77-82 L 1-9-84 H 92-74 W 2-23-84 A 96-68 W 1-7-85 A 86-93 L 2-21-85 H 94-69 W 1-6-86 H 92-78 W 2-20-86 A 116-98 W 1-5-87 A 88-72 W 1-14-87 H 102-77 W 1-12-88 H 112-63 W 2-23-88 A 95-84 W 2-21-89 H 96-64 W 1-16-90 A 93-76 W 1-8-91 A 0-2 L 1-7-92 H 81-72 W 1-11-93 A 79-65 W 11-26-05 H 72-57 W 12-9-06 H 66-59 W	12-9-72 - 81-105 L 2-3-73 - 95-64 W 1973-74 - 98-97 W 1973-74 - 102-69 W 1-18-75 H 112-86 W 2-6-75 A 81-83 L 11-29-75 A 106-85 W 1-17-76 H 89-62 W 1-23-81 H 90-70 W 11-21-81 A 104-69 W 12-3-83 H 74-57 W 1-25-84 A 73-84 L 12-23-84 A 58-69 L 1-3-85 H 70-73 L 12-12-85 A 47-54 L 12-11-86 H 99-72 W 12-10-87 A 93-85 W 12-20-93 A 87-107 L 12-19-94 H 94-65 W 12-28-97 H 81-62 W 2-12-02 H 82-60 W 1-7-03 A 80-86 L 11-21-04 H 81-59 W 3-1-04 A 68-65 W 11-25-06 A 70-60 W 12-16-06 H 74-57 W 1-26-08 H 77-59 W 2-23-08 A 88-81 W 1-24-09 A 84-57 W 2-19-09 H 57-55 W 12-31-09 A 79-69 W 1-31-10 H 60-62 L 1-8-11 A 78-74 W 2-3-11 H 86-77 W 1-5-12 A 67-72 L 2-4-12 H 66-63 W	IU Southeast (24-21) 1972-73 - 84-86 L 1972-73 - 86-89 L 1972-73 - 84-86 L 12-10-73 - 61-76 L 1-26-74 - 82-79 W 12-9-74 A 85-89 L 1-11-75 H 64-74 L 12-3-75 A 95-77 W 1-3-76 H 58-60 L 1-10-76 N 77-67 W 12-4-79 A 63-77 L 2-20-80 H 50-49 W 12-10-80 H 65-64 W 1-14-81 A 66-72 L 1-22-83 A 78-75 W 2-12-83 H 84-88 L 1-30-84 H 87-79 W 2-6-84 A 87-79 W 1-29-85 H 76-67 W 2-11-85 A 67-66 W 1-13-86 A 71-84 L 1-28-86 H 72-67 W 1-12-87 H 80-81 L 1-27-87 A 88-97 L 1-9-88 A 95-88 W 2-15-88 H 70-88 L 1-25-89 H 77-73 W 2-18-89 A 80-63 W 1-24-90 A 87-81 W 2-17-90 H 71-87 L 11-17-90 N 92-84 W 1-23-91 H 70-71 L 2-16-91 A 72-79 L 1-22-92 A 80-93 L 2-15-92 H 61-95 L 1-20-93 H 103-85 W 2-10-93 A 100-86 W 1-13-94 A 80-87 L 2-9-94 H 99-105 L 1-19-95 A 80-62 W 1-28-97 H 94-72 W 11-27-00 H 103-53 W 12-4-04 H 82-58 W 11-15-06 H 74-59 W 12-23-07 H 95-74 W	Kentucky Wesleyan (1-2) 11-20-82 A 68-84 L 11-27-95 H 80-58 W 1-6-96 A 84-95 L
Hawaii (0-1) 12-29-03 A 64-82 L	Indiana Wesleyan (18-5) 11-3-78 H 63-60 W 11-7-79 H 88-77 W 1-6-81 A 73-81 L 2-18-81 H 77-78 L 12-11-82 H 96-79 W 2-17-83 A 77-82 L 1-9-84 H 92-74 W 2-23-84 A 96-68 W 1-7-85 A 86-93 L 2-21-85 H 94-69 W 1-6-86 H 92-78 W 2-20-86 A 116-98 W 1-5-87 A 88-72 W 1-14-87 H 102-77 W 1-12-88 H 112-63 W 2-23-88 A 95-84 W 2-21-89 H 96-64 W 1-16-90 A 93-76 W 1-8-91 A 0-2 L 1-7-92 H 81-72 W 1-11-93 A 79-65 W 11-26-05 H 72-57 W 12-9-06 H 66-59 W	12-9-72 - 81-105 L 2-3-73 - 95-64 W 1973-74 - 98-97 W 1973-74 - 102-69 W 1-18-75 H 112-86 W 2-6-75 A 81-83 L 11-29-75 A 106-85 W 1-17-76 H 89-62 W 1-23-81 H 90-70 W 11-21-81 A 104-69 W 12-3-83 H 74-57 W 1-25-84 A 73-84 L 12-23-84 A 58-69 L 1-3-85 H 70-73 L 12-12-85 A 47-54 L 12-11-86 H 99-72 W 12-10-87 A 93-85 W 12-20-93 A 87-107 L 12-19-94 H 94-65 W 12-28-97 H 81-62 W 2-12-02 H 82-60 W 1-7-03 A 80-86 L 11-21-04 H 81-59 W 3-1-04 A 68-65 W 11-25-06 A 70-60 W 12-16-06 H 74-57 W 1-26-08 H 77-59 W 2-23-08 A 88-81 W 1-24-09 A 84-57 W 2-19-09 H 57-55 W 12-31-09 A 79-69 W 1-31-10 H 60-62 L 1-8-11 A 78-74 W 2-3-11 H 86-77 W 1-5-12 A 67-72 L 2-4-12 H 66-63 W	IU Southeast (24-21) 1972-73 - 84-86 L 1972-73 - 86-89 L 1972-73 - 84-86 L 12-10-73 - 61-76 L 1-26-74 - 82-79 W 12-9-74 A 85-89 L 1-11-75 H 64-74 L 12-3-75 A 95-77 W 1-3-76 H 58-60 L 1-10-76 N 77-67 W 12-4-79 A 63-77 L 2-20-80 H 50-49 W 12-10-80 H 65-64 W 1-14-81 A 66-72 L 1-22-83 A 78-75 W 2-12-83 H 84-88 L 1-30-84 H 87-79 W 2-6-84 A 87-79 W 1-29-85 H 76-67 W 2-11-85 A 67-66 W 1-13-86 A 71-84 L 1-28-86 H 72-67 W 1-12-87 H 80-81 L 1-27-87 A 88-97 L 1-9-88 A 95-88 W 2-15-88 H 70-88 L 1-25-89 H 77-73 W 2-18-89 A 80-63 W 1-24-90 A 87-81 W 2-17-90 H 71-87 L 11-17-90 N 92-84 W 1-23-91 H 70-71 L 2-16-91 A 72-79 L 1-22-92 A 80-93 L 2-15-92 H 61-95 L 1-20-93 H 103-85 W 2-10-93 A 100-86 W 1-13-94 A 80-87 L 2-9-94 H 99-105 L 1-19-95 A 80-62 W 1-28-97 H 94-72 W 11-27-00 H 103-53 W 12-4-04 H 82-58 W 11-15-06 H 74-59 W 12-23-07 H 95-74 W	Kentucky Wesleyan (1-2) 11-20-82 A 68-84 L 11-27-95 H 80-58 W 1-6-96 A 84-95 L
Hawaii-Hilo (1-0) 12-17-95 A 106-93 W	Indiana Wesleyan (18-5) 11-3-78 H 63-60 W 11-7-79 H 88-77 W 1-6-81 A 73-81 L 2-18-81 H 77-78 L 12-11-82 H 96-79 W 2-17-83 A 77-82 L 1-9-84 H 92-74 W 2-23-84 A 96-68 W 1-7-85 A 86-93 L 2-21-85 H 94-69 W 1-6-86 H 92-78 W 2-20-86 A 116-98 W 1			



RESULTS BY OPPONENT

McKendree (1-2)	1-18-77 - 89-105 L	1-4-96 H 94-86 W	1-8-96 A 75-76 L
Memphis (0-1)	12-28-09 A 67-87 L		
Mercy (1-0)	12-2-78 A 96-70 W		
Miami (Ohio) (0-4)	1972-73 - 70-80 L	12-2-97 A 75-102 L	11-24-99 H 59-75 L
	11-20-10 A 58-59 L		
Miami (OH)-Hamilton (2-1)	1973-74 - 82-86 L	12-6-74 H 79-62 W	1-15-75 A 98-81 W
Miami (OH)-Middletown (2-1)	1973-74 - 64-69 L	12-18-74 A 76-65 W	2-8-75 H 93-76 W
Michigan (0-1)	1-4-03 A 79-84 L		
Michigan Dearborn (2-0)	2-28-95 H 99-85 W	1-31-98 H 80-69 W	
Michigan Tech (1-0)	11-12-08 N 65-51 W		
Middle Tennessee St. (1-2)	12-2-00 H 78-70 W	11-21-01 A 72-76 L	12-7-02 N 60-64 L
Millikin (1-4)	1-3-83 A 64-69 L	2-23-89 A 87-97 L	1-9-90 H 98-82 W
	12-1-90 A 72-90 L	12-7-91 H 84-90 L	
Milton (0-2)	12-3-76 - 63-65 L	12-9-78 A 79-82 L	
Mississippi (0-1)	12-21-01 N 70-77 L		
Mississippi Valley State (1-0)	12-22-01 N 86-74 W		
UMKC (19-14)	2-25-79 A 65-101 L	1-18-80 A 56-77 L	2-9-80 H 90-95 L
	12-7-98 H 80-76 W	2-6-99 A 83-81 W	2-12-00 H 68-70 L
	2-29-00 A 73-84 L	2-1-01 H 56-58 L	2-27-01 A 52-59 L
	3-4-01 N 54-52 W	1-12-02 A 64-63 W	2-7-02 H 54-55 L
	1-18-03 A 74-65 W	2-13-03 H 73-61 W	1-22-04 A 91-88 W
	2-28-04 H 68-73 L	1-3-05 H 61-77 L	1-20-05 A 76-81 L
	1-12-06 A 68-62 W		

1-21-06 H 95-59 W	1-18-07 H 77-72 W	2-17-07 A 72-85 L	1-3-08 A 77-72 W	2-2-08 H 90-70 W	3-8-08 N 69-65 W	12-31-08 H 72-69 W	1-31-09 A 60-56 W	1-23-10 A 65-64 W	2-18-10 H 103-65 W	1-20-11 A 77-85 L	2-19-11 H 84-69 W	3-6-11 N 79-55 W	1-3-12 H 83-74 W	1-21-12 A 62-64 L
Missouri Western State (0-1)	12-28-90 N 92-102 L													
Morehead State (2-0)	12-18-01 H 90-81 W	12-28-02 A 98-89 W												
Mt. Marty (S.D.) (1-0)	12-17-88 H 101-86 W													
Murray State (0-3)	1-7-87 A 64-85 L	1-12-91 A 52-84 L	11-25-96 A 74-85 L											
New Orleans (1-0)	12-22-04 N 72-60 W													
Nicholls State (1-2)	12-30-76 - 98-106 L	12-29-81 A 62-70 L	2-18-12 A 84-80 W											
North Dakota State (7-3)	1-10-08 H 60-46 W	2-9-08 A 69-67 W	1-8-09 A 52-55 L	2-7-09 H 69-91 L	12-5-09 H 86-74 W	2-25-10 A 66-52 W	1-13-11 H 67-64 W	2-12-11 A 76-72 W	12-3-11 H 79-84 L	2-23-12 A 74-68 W				
Northeastern (0-1)	11-11-08 N 60-73 L													
Northern Kentucky (1-3)	12-15-82 H 83-71 W	1-17-83 A 46-61 L	1-17-84 H 72-79 L	12-19-84 A 68-82 L										
Northern Michigan (2-3)	12-14-76 - 63-81 L	12-17-77 H 80-76 W	12-16-78 A 81-118 L	12-20-79 H 76-86 L	12-18-95 N 80-61 W									
Northwestern (1-0)	11-27-02 A 56-53 W													
Northwood (1-1)	1972-73 - 65-102 L	1973-74 - 92-89 W												
Notre Dame (0-2)	11-18-02 A 45-89 L	12-9-09 A 70-93 L												
Oakland (15-22)														

12-5-75 A 76-80 L	1-1-77 - 97-101 L	12-21-77 H 66-65 W	12-18-79 A 78-88 L	1-24-98 A 61-76 L	2-14-98 H 2-0 W	1-21-99 A 73-63 W	2-11-99 H 77-80 L	1-27-00 H 63-65 L	2-17-00 A 79-83 L	1-13-01 A 89-94 L	1-25-01 H 68-67 W	1-19-02 A 69-83 L	2-16-02 H 92-94 L	3-3-02 N 90-84 W
1-11-03 H 96-82 W	2-8-03 A 78-79 L	1-10-04 A 83-79 W	2-19-04 H 73-76 L	1-8-05 H 81-65 W	2-26-05 A 89-94 L	1-4-06 A 82-81 W	2-4-06 H 87-72 W	3-4-06 N 69-63 W	1-4-07 A 57-62 L	2-3-07 H 60-70 L	1-24-08 H 82-69 W	2-21-08 A 69-84 L	3-10-08 N 80-65 W	1-22-09 A 57-75 L
2-21-09 H 76-81 L	1-2-10 A 82-85 L	1-28-10 H 78-54 W	3-9-10 N 64-76 L	1-6-11 A 71-85 L	2-5-11 H 100-88 W	1-7-12 A 81-93 L	2-1-12 H 79-75 W							
Oakland City (19-8)	12-8-75 H 115-77 W	2-1-76 A 102-79 W	11-27-78 A 83-113 L	1-19-79 H 81-82 L	2-8-79 A 76-88 L	12-15-79 A 69-65 W	2-17-80 H 76-63 W	11-19-80 H 74-69 W	12-15-80 A 69-85 L	1981-82 - 69-78 L	1-6-83 H 98-83 W	2-2-83 A 94-83 W	11-16-83 A 66-70 L	2-21-84 H 72-67 W
1-19-85 A 92-89 W	2-19-85 H 81-69 W	1-18-86 H 92-67 W	2-8-86 A 88-89 L	11-19-86 A 98-90 W	1-21-87 H 87-70 W	12-5-87 H 98-101 L	1-23-88 A 84-82 W	2-5-89 A 84-71 W	1-3-90 A 97-65 W	2-21-90 H 87-77 W	2-7-95 A 97-94 W	2-22-95 H 86-78 W		
Ohio (1-1)	1-6-10 H 62-63 L	12-12-10 A 66-56 W												
Ohio State (0-2)	12-8-01 A 70-83 L	12-9-10 A 64-75 L												
Oklahoma Panhandle St. (1-0)	1-5-98 H 111-75 W													

Olivet Nazarene (3-0)	12-15-90 N 94-92 W	1-10-98 H 86-77 W	11-24-01 H 96-71 W											
Oral Roberts (10-22)	12-5-98 H 68-78 L	2-4-99 A 71-78 L	2-10-00 H 74-72 W	2-21-00 A 59-56 W	1-18-01 A 78-72 W	2-3-01 H 88-69 W	1-10-02 A 76-85 L	2-9-02 H 71-88 L	3-4-02 N 58-53 W	1-16-03 A 63-66 L	2-15-03 H 76-65 W	1-24-04 H 108-105 W	2-5-04 A 104-96 W	1-27-05 A 72-86 L
2-28-05 H 72-79 L	3-7-05 N 69-80 L	1-14-06 A 76-86 L	2-11-06 H 80-75 W	1-27-07 A 66-77 L	2-22-07 H 73-83 L	3-5-07 N 54-75 L	1-17-08 A 63-64 L	2-16-08 H 69-66 W	3-11-08 N 64-71 L	1-15-09 H 58-67 L	2-14-09 A 60-71 L	1-14-10 H 90-87 W	2-13-10 A 60-61 L	3-8-10 N 69-65 W
12-4-10 H 61-63 L	2-24-11 A 74-92 L	3-7-11 N 77-83 L	1-14-12 H 71-81 L	2-9-12 A 74-76 L										
Pepperdine (1-0)	12-30-03 N 76-72 W													
Pfeiffer (0-1)	3-15-90 N 86-91 L													
Phillips (0-1)	11-29-96 N 44-60 L													
Pittsburgh (0-1)	11-27-99 A 46-68 L													
Portland State (0-1)	11-16-07 N 73-75 L													
Princeton (0-1)	3-22-10 H 68-74 L													
Purdue Calumet (17-4)	1-3-75 A 87-62 W	11-27-82 H 93-91 W	2-26-83 A 74-73 W	12-17-83 H 75-81 L	2-18-84 A 84-75 W	11-24-84 H 92-91 W	2-15-85 A 74-66 W	11-19-85 A 73-75 L	2-1-86 H 79-85 L	11-22-86 H 94-77 W	2-26-87 H 83-78 W	11-18-87 H 82-79 W	12-29-87 A 86-73 W	11-16-88 H 105-87 W
12-29-88 A 82-73 W	11-15-89 H 105-81 W	12-29-90 A 58-61 L	1-21-91 H 95-72 W	11-27-91 H 96-88 W										

3-4-92 H 99-95 W	1-4-93 A 81-70 W													
Purdue-North Central (4-0)	1972-73 - 105-54 W	2-16-74 - 97-70 W	1-24-75 A 86-70 W	2-21-75 H 101-74 W										
Quincy (0-5)	2-11-91 A 89-96 L	1-15-94 A 91-98 L	2-12-94 H 93-104 L	1-14-95 A 80-100 L	2-11-95 H 84-98 L									
Radford (1-0)	12-30-06 N 67-64 W													
Rice (1-0)	11-19-05 N 58-56 W													
Rio Grande (0-2)	12-10-83 A 74-80 L	3-2-94 H 109-111 L												
Rosary (5-2)	12-27-85 N 82-72 W	12-29-86 N 105-91 W	12-27-91 H 80-76 W	12-7-92 A 89-93 L	12-30-92 H 103-85 W	12-28-93 H 98-93 W	12-29-94 H 85-91 L							
Rose Hulman (0-1)	1972-73 - 60-62 L													
Saginaw Valley (0-1)	12-29-80 N 70-78 L													
St. Ambrose (0-1)	12-16-96 H 63-65 L													
St. Francis (Ill.) (5-0)	1973-74 - 67-63 W	1-6-94 H 84-76 W	1-4-95 A 80-74 W	2-10-96 H 74-59 W	2-4-97 A 64-59 W									
St. Francis (Ind.) (9-3)	12-17-75 A 107-104 W	2-14-76 H 111-93 W	1-21-78 H 78-71 W	3-1-84 H 75-72 W	1-4-88 H 118-75 W	2-2-89 A 84-94 L	2-3-90 H 104-81 W	2-2-91 A 84-93 L	2-1-92 H 96-82 W	1-30-93 A 92-94 L	2-3-94 A 82-81 W	12-28-95 H 81-69 W	11-21-03 H 99-75 W	
St. John's (Minn.) (1-0)	12-30-77 N 86-60 W													
St. Joseph's (Ind.) (4-10)	12-1-84 A 74-87 L	12-21-85 H 89-92 L	12-13-86 A 76-97 L	12-12-87 A 71-82 L	12-10-88 H 75-90 L	12-9-89 H 88-97 L	12-27-89 N 80-63 W	12-8-90 A 86-84 W	1-14-92 H 83-100 L					



RESULTS BY OPPONENT

12-19-92	A	66-74	L	SIU-Edwardsville (4-15)	1-22-11	A	87-61	W	3-7-84	H	55-68	L	Washburn (0-1)	12-19-96	N	60-69	L																				
12-18-93	H	78-81	L	1972-73	H	73-115	W	2-17-11	H	68-80	L	12-5-84	A	56-54	W																						
12-17-94	A	86-99	L	1-26-73	A	62-110	L	1-12-12	H	64-72	L	1-26-85	H	75-80	L																						
11-23-02	H	79-58	W	2-2-74	H	67-79	L	2-11-12	A	66-53	W	3-6-85	A	71-68	W																						
12-16-11	H	75-55	W	2-20-74	A	47-88	L					1-4-86	H	86-81	W																						
				12-21-74	H	64-79	L	Southwest Baptist (2-0)	1-25-86	A	76-79	L																									
Saint Louis (0-2)				2-13-75	A	52-76	L	11-21-95	H	105-77	W	1-3-87	A	72-75	L					Wayne State (2-0)	12-22-76	-	96-63	W													
12-29-07	A	57-66	L	2-9-76	A	59-77	L	12-30-95	A	85-84	W	1-31-87	H	88-83	W					12-22-77	H	77-76	W														
11-27-10	A	55-58	L	2-21-76	H	62-73	L					12-28-87	N	81-77	W																						
				12-11-76	A	97-88	W	SW Oklahoma St. (1-0)	1-16-88	A	92-90	W																									
St. Mary's (0-1)				2-18-77	H	72-84	L	11-30-96	N	57-43	W	2-27-88	H	106-90	W									West Virginia (0-1)	12-17-03	A	74-77	L									
11-16-90	N	99-101	L	12-8-78	A	101-110	L					1-15-89	A	88-91	L																						
				1-19-80	A	56-90	L	Spring Arbor (0-1)	2-25-89	H	80-70	W																									
St. Meinred (1-1)	1972-73	-		1-29-91	A	80-95	L	1972-73	-	75-93	L	12-28-89	N	79-89	L													West Virginia State (3-0)	1-4-97	H	73-66	W					
93-54	W			2-8-92	A	76-96	L					1-13-90	A	101-91	W													1-19-98	H	82-58	W						
1972-73	-	66-67	L	2-7-93	A	87-115	L	Taylor (7-15)	2-23-90	H	79-84	L	2-10-91	A	0-2	L													11-14-98	H	85-46	W					
				1-8-94	H	98-96	W	1972	-	76-91	L	2-23-91	H	115-94	W																						
St. Thomas (2-0)				2-5-94	A	90-100	L	2-11-30-79	A	58-61	L	1-11-92	A	93-106	L																	Western Illinois (27-9)	2-4-75	A	65-82	L	
12-28-77	N	70-68	W	1-7-95	A	89-104	L	2-4-84	H	62-59	W	2-29-92	H	84-81	W																	2-4-76	A	87-98	L		
11-28-97	N	79-68	W	1-28-95	H	109-83	W	2-2-85	A	68-63	W	3-7-92	A	70-81	L																	1-20-76	A	87-98	L		
								3-4-85	A	71-62	W	3-7-92	A	70-81	L																	1-5-78	H	77-74	W		
St. Xavier (9-6)				SE Louisiana (0-2)	12-29-76	-	60-64	L	2-11-86	H	69-75	L	1-6-93	H	85-75	W																	2-18-78	A	71-97	L	
12-28-83	A	69-74	L	12-29-76	-	60-64	L	2-10-87	A	62-92	L	1-31-94	A	87-100	L																	2-1-79	A	73-103	L		
12-29-84	A	57-58	L	1-12-78	A	54-66	L	3-1-87	A	74-81	L	11-29-03	H	112-60	W																	1-31-80	A	74-95	L		
12-28-85	A	66-70	L					2-9-88	H	78-76	W																					1-9-99	H	62-57	W		
12-30-86	A	76-75	W	Southern (Baton Rouge) (0-1)	12-26-76	-	78-87	L	3-7-88	A	80-87	L	Truman (2-1)	12-8-77	A	69-89	L																	2-13-99	A	77-84	L
12-22-87	A	81-71	W	12-26-76	-	78-87	L	1-17-89	H	68-77	L	12-8-77	A	69-89	L																	1-15-00	A	60-61	L		
12-5-88	A	66-67	L	Southern (NO) (0-1)	1-10-78	A	78-81	L	2-15-89	A	79-73	W	12-9-95	H	71-48	W																	2-19-00	H	68-58	W	
12-6-89	H	80-91	L	1-10-78	A	78-81	L	2-15-90	A	67-74	L	1-15-96	A	72-54	W																	2-12-01	H	85-63	W		
11-24-90	H	94-77	W	Southern Indiana (5-12)	1972-73	A	59-85	L	3-5-90	A	69-66	W	Urbana (1-0)	12-19-05	H	86-69	W																	2-24-01	A	72-60	W
12-28-91	H	83-77	W	1972-73	A	59-85	L	1-17-91	H	82-95	L	12-19-05	H	86-69	W																	1-26-02	H	59-58	W		
11-24-92	A	67-76	L	1972-73	H	66-64	W	2-17-92	A	68-106	L																					2-21-02	A	81-77	W		
12-29-92	H	97-63	W	1973-74	A	94-80	W	1-16-93	H	68-89	L	Valparaiso (8-15)	1-23-99	A	71-86	L																	1-25-03	H	76-62	W	
12-2-93	A	100-82	W	2-7-74	H	58-65	L	2-16-93	A	54-75	L	1-23-99	A	71-86	L																	2-20-03	A	75-59	W		
12-29-93	H	91-67	W	1-4-75	H	76-72	W	3-11-93	A	73-92	L	2-20-99	H	58-75	L																	3-9-03	N	75-51	W		
12-8-98	A	89-84	W	2-1-75	A	74-75	L	1-25-94	H	71-83	L	1-29-00	H	49-65	L																	1-3-04	H	89-82	W		
12-28-94	H	95-73	W	1-31-76	A	68-69	L	2-2-95	A	64-60	W	2-26-00	A	47-68	L																	2-26-04	A	75-61	W		
Samford (2-0)				2-28-76	H	63-65	L					1-4-01	H	66-72	L																	1-13-05	H	61-54	W		
11-30-04	A	60-58	W	1-29-77	A	66-72	L	UT-Martin (0-2)	2-17-01	A	64-56	W	2-17-01	A	64-56	W																	2-7-05	A	66-63	W	
12-28-04	H	64-50	W	3-1-77	H	72-79	L	1-14-78	A	49-63	L	3-5-01	N	54-65	L																	3-6-05	N	70-62	W		
San Diego (0-1)				2-15-78	A	64-71	L	11-25-78	H	81-93	L	1-24-02	H	73-74	L																	1-26-06	A	63-57	W		
12-6-02	N	74-81	L	2-28-78	H	78-77	W	UT-Pan American (1-1)	2-23-02	A	75-95	L	2-23-02	A	75-95	L																	2-6-06	H	66-59	W	
San Diego State (0-2)				11-21-87	A	84-101	L	2-27-99	A	68-86	L	3-5-02	N	55-88	L																	1-11-07	A	68-55	W		
11-21-10	N	46-61	L	12-10-89	H	73-87	L	3-4-00	H	77-74	W	1-23-03	H	62-72	L																	2-10-07	H	69-47	W		
12-22-10	N	54-56	L	11-23-91	A	89-86	W	Texas Southern (1-0)	2-22-03	A	71-77	L	2-22-03	A	71-77	L																	12-8-07	A	64-47	W	
San Francisco (1-1)				11-19-94	H	99-117	L	11-26-11	H	74-55	W	3-11-03	N	66-64	W																	3-1-08	H	72-54	W		
12-3-99	A	50-81	L	11-23-94	H	83-89	L	Thomas More (2-1)	1-5-04	H	79-67	W	1-5-04	H	79-67	W																	12-6-08	H	48-58	L	
12-23-10	N	69-68	W	Southern Utah (19-11)	1-4-99	H	73-46	W	12-4-82	A	78-79	L	3-9-04	N	70-75	L																	2-28-09	A	71-66	W	
Seton Hall (1-0)				1-28-99	A	72-66	W	12-29-83	N	73-66	W	2-3-05	H	61-64	L																	1-9-10	H	67-54	W		
12-20-08	A	67-65	W	1-8-00	A	69-87	L	12-28-84	N	86-73	W	2-12-05	A	63-57	W																	2-6-10	N	77-68	W		
Siena Heights (1-0)				2-3-00	H	73-76	L					1-28-06	A	87-82	W																	12-30-10	H	70-55	W		
3-14-90	N	87-80	W	1-20-01	A	74-86	L	Tiffin (1-0)	2-9-06	H	75-67	W	2-9-06	H	75-67	W																	1-29-11	A	56-45	W	
South Carolina Upstate (1-0)				2-10-01	H	62-69	L	1-4-74	-	86-80	W	1-13-07	A	55-69	L																	12-30-11	H	75-68	W		
11-17-07	N	80-54	W	1-3-02	H	80-67	W	Transylvania (2-10)	2-8-07	H	68-54	W	2-8-07	H	68-54	W																					



RESULTS BY OPPONENT

Wheaton (1-0)

12-1-79 A 88-74 W

Wheeling-Jesuit (1-0)

12-2-95 N 94-66 W

Wichita State (0-1)

12-9-00 A 65-72 L

Wilberforce (3-0)

2-15-97 A 90-78 W

2-24-97 H 98-60 W

11-18-00 H 122-72 W

Winona State (2-0)

12-5-94 H 91-85 W

2-17-96 A 83-82 W

Winthrop (0-1)

11-18-05 N 50-73 L

UW-Green Bay (1-3)

1-8-77 - 66-67 L

2-4-78 A 59-86 L

11-24-03 H 66-55 W

11-20-04 A 53-68 L

11-22-10 N 63-46 W

UW-Milwaukee (1-3)

12-22-86 H 72-66 W

12-21-87 A 75-90 L

2-7-90 A 88-106 L

11-18-11 A 49-62 L

UW-Osh Kosh (0-1)

2-19-79 A 78-117 L

UW-Parkside (4-8)

12-28-73 - 56-77 L

1-13-77 - 61-77 L

2-6-78 A 65-87 L

2-17-79 A 47-84 L

2-12-88 A 67-68 L

12-28-88 A 62-86 L

1-9-89 H 69-66 W

1-28-89 A 88-99 L

12-7-93 H 98-88 W

1-29-94 A 68-86 L

1-9-95 H 92-70 W

2-19-95 A 97-84 W

UW-Stevens Point (0-1)

3-14-85 N 61-71 L

UW-Whitewater (1-0)

12-4-76 - 73-70 W

Wright State (2-9)

11-29-76 A 89-84 W

12-19-77 H 79-82 L

1-27-79 A 64-117 L

1-26-80 H 77-92 L

1-3-81 A 61-81 L

1-25-82 A 87-96 L

1-12-83 H 65-76 L

1-11-84 A 72-94 L

1-9-85 H 77-74 W

1-8-86 A 73-97 L

2-2-87 A 82-92 L

Xavier (La.) (0-1)

1-9-78 A 77-80 L

Xavier (Ohio) (0-4)

12-5-73 - 42-77 L

12-4-74 A 43-88 L

2-24-76 A 76-90 L

11-25-94 A 67-104 L

Youngstown St. (1-8)

12-12-75 A 61-78 L

2-12-77 - 64-76 L

12-10-77 A 49-89 L

1-2-99 A 44-68 L

1-30-99 H 42-64 L

1-6-00 H 41-43 L

2-5-00 A 55-48 W

1-6-01 H 71-73 L

1-27-01 A 75-82 L

Youth Center (1-0)

1972 - 79-59 W

*italicized results vacated by the
NCAA due to institutional viola-
tions*



ALL-TIME STARTING LINEUPS

2011-12

Name	Cl.	Ht.	PPG
Alex Young	Sr.	6-6	20.4
Stephen Thomas	Sr.	6-0	11.2
Ian Chiles	So.	6-1	10.5
Lyonell Gaines	Fr.	6-6	6.3
Christian Siakam	Sr.	6-7	8.8

2010-11

Name	Cl.	Ht.	PPG
Alex Young	Jr.	6-6	19.7
Leroy Nobles	Sr.	6-5	18.3
Stephen Thomas	Jr.	6-0	11.0
Christian Siakam	Jr.	6-7	9.3
John Ashworth	Sr.	6-3	4.4

2009-10

Name	Cl.	Ht.	PPG
Robert Glenn	Sr.	6-7	19.8
Alex Young	So.	6-6	18.3
Leroy Nobles	Jr.	6-5	13.2
John Ashworth	Jr.	6-3	4.5
Billy Pettiford	Sr.	6-7	5.7

2008-09

Name	Cl.	Ht.	PPG
Gary Patterson	Sr.	5-10	9.6
Robert Glenn	Jr.	6-7	13.9
Leroy Nobles	So.	6-5	9.9
Alex Young	Fr.	6-5	10.8
Billy Pettiford	Jr.	6-7	5.0

2007-08

Name	Cl.	Ht.	PPG
Gary Patterson	Jr.	5-10	12.9
Billy Pettiford	So.	6-7	8.5
George Hill	Jr.	6-2	21.5
Austin Montgomery	Sr.	6-5	13.7
Drew Conner	Sr.	6-5	2.9

2006-07

Name	Cl.	Ht.	PPG
David Barlow	Sr.	5-10	12.6
Angelo Smith	Sr.	6-9	8.3
Austin Montgomery	Jr.	6-5	13.7
Gary Patterson	So.	5-10	11.4
Billy Pettiford	Fr.	6-7	3.0

2005-06

Name	Cl.	Ht.	PPG
George Hill	So.	6-2	18.9
Brandon Cole	Sr.	6-6	15.3
David Barlow	Jr.	5-10	10.2
Matt Burks	Jr.	6-4	8.6
Angelo Smith	Jr.	6-9	4.5

2004-05

Name	Cl.	Ht.	PPG
Akeem Clark	Sr.	6-2	14.2
Johnny Miller	Sr.	6-2	9.7
Brandon Cole	Jr.	6-6	14.3
George Hill	Fr.	6-2	10.7
Maushae Byles	Jr.	6-5	8.8

2003-04

Name	Cl.	Ht.	PPG
Matt Crenshaw	Sr.	6-2	11.7
Brandon Cole	So.	6-6	10.9
Odell Bradley	Sr.	6-4	23.1
Akeem Clark	Jr.	6-2	15.8
Johnny Miller	Jr.	6-2	8.2

2002-03

Name	Cl.	Ht.	PPG
Josh Mullins	Sr.	6-5	12.2
Odell Bradley	Jr.	6-4	14.7
Matt Crenshaw	Jr.	6-2	8.1
Chris Sanders	Sr.	6-5	11.1
Josh Murray	Sr.	6-7	12.7

2001-02

Name	Cl.	Ht.	PPG
Charles Price	Sr.	6-8	12.4
Josh Mullins	Jr.	6-5	8.9
Matt Crenshaw	So.	6-2	6.4
Bryan Buchanan	Jr.	6-1	11.7
D.A. Harvey	Jr.	6-6	7.7

2000-01

Name	Cl.	Ht.	PPG
Don Carlisle	Sr.	6-6	15.5
Charles Price	Jr.	6-8	12.5
Sylvester Allen	Jr.	6-2	9.2
Josh Fitzwater	So.	6-8	7.6
Matt Crenshaw	Fr.	6-2	3.7

1999-00

Name	Cl.	Ht.	PPG
Don Carlisle	Jr.	6-6	12.8
Charles Price	So.	6-8	10.8
Derek Williams	Sr.	6-3	5.1
Taj Hawkins	So.	6-1	5.0
Rodney Thomas	Sr.	6-2	8.6

1998-99

Name	Cl.	Ht.	PPG
Don Carlisle	So.	6-6	13.9
Derek Williams	Jr.	6-3	9.4
Mo Witherspoon	Sr.	6-6	10.0
Rodney Thomas	Jr.	6-2	10.0
Taj Hawkins	Fr.	6-1	2.6

1997-98

Name	Cl.	Ht.	PPG
Carlos Knox	Sr.	6-1	30.0
Marcus Overstreet	Sr.	6-6	10.9
Don Carlisle	Fr.	6-6	6.3
Derek Williams	So.	6-3	4.5
Charles Price	Fr.	6-8	6.1

1996-97

Name	Cl.	Ht.	PPG
Anthony Winburn	Sr.	6-7	17.3
J.T. Reese	Jr.	6-3	15.8
Nick David	Fr.	5-11	8.6
David Dickey	Jr.	6-6	3.8
Keith Cooper	Jr.	6-5	2.9

1995-96

Name	Cl.	Ht.	PPG
Carlos Knox	Jr.	6-1	32.0
Anthony Winburn	Jr.	6-7	13.0
Jared Lux	Sr.	6-1	16.3
Brady Adkins	Sr.	5-10	7.3
Marcus Overstreet	So.	6-6	8.2

1994-95

Name	Cl.	Ht.	PPG
Jared Lux	Jr.	6-1	16.2
Carlos Knox	So.	6-1	28.5
Brady Adkins	Jr.	5-10	13.4
Darrin Bowling	Sr.	6-6	10.7
Mike Eddy	Sr.	6-8	5.5

1993-94

Name	Cl.	Ht.	PPG
Mike Archer	Sr.	6-4	16.2
Rhett Dallas	Sr.	6-6	13.0
Mike Eddy	Jr.	6-8	6.0
Lamar Morton	So.	6-2	16.4
Jared Lux	So.	6-1	14.2

1992-93

Name	Cl.	Ht.	PPG
Chad Pate	So.	6-1	21.7
Rhett Dallas	Jr.	6-6	10.6
Michael Boles	Sr.	6-7	12.8
Asonia Robertson	So.	6-2	14.1
Troy Terrill	So.	6-6	5.5

1991-92

Name	Cl.	Ht.	PPG
Chad Pate	Fr.	6-1	14.0
Greg Teepe	Sr.	6-7	11.8
Michael Adams	Jr.	6-2	9.8
James Vaughn	Sr.	6-0	13.7
David Slain	So.	6-5	7.2

1990-91

Name	Cl.	Ht.	PPG
James Vaughn	Jr.	6-0	17.3
Vern Trabue	Sr.	6-2	9.8
Greg Teepe	Jr.	6-7	9.4
Lance Madison	Jr.	6-4	5.4
Tony Long	Sr.	6-6	11.0

1989-90

Name	Cl.	Ht.	PPG
Greg Wright	Sr.	6-5	15.0
Martin Reedus	Sr.	6-1	14.7
Phil Carmichael	Sr.	6-11	11.8
Greg Simmons	Jr.	6-3	11.4
Tony Long	Jr.	6-6	8.6

1988-89

Name	Cl.	Ht.	PPG
Todd Schabel	Sr.	6-1	14.3
Jesse Bingham	Sr.	6-3	21.3
Martin Reedus	Jr.	6-1	10.0
Greg Wright	Jr.	6-5	9.4
Marcus Fisher	So.	6-6	4.2

1987-88

Name	Cl.	Ht.	PPG
Jesse Bingham	Jr.	6-3	20.2
Martin Reedus	So.	6-1	6.0
Todd Schabel	Jr.	6-1	13.8
Jeff Roach	Sr.	6-4	15.3
Darrell Glenn	So.	6-3	8.5

1986-87

Name	Cl.	Ht.	PPG
Jeff Roach	Jr.	6-4	10.7
Aldray Gibson	Sr.	6-2	27.0
Troy Fitts	Sr.	6-3	8.0
Jesse Bingham	So.	6-3	13.3
Scott Fath	Sr.	5-9	4.9

1985-86

Name	Cl.	Ht.	PPG
Aldray Gibson	Jr.	6-2	18.7
Troy Fitts	Jr.	6-3	8.1
Mike Landis	Jr.	6-1	10.9
Jeff Roach	So.	6-4	8.5
Pete Adams	So.	6-5	10.6

1984-85

Name	Cl.	Ht.	PPG
Aldray Gibson	So.	6-2	18.3
Eric McKay	Sr.	6-5	13.9
Maurice Womack	Sr.	6-6	4.8
Mike Landis	So.	6-1	7.3
Troy Fitts	So.	6-3	7.0

1983-84

Name	Cl.	Ht.	PPG
Aldray Gibson	Fr.	6-2	14.7
Kit Tramm	Jr.	6-7	9.7
Kayle Funkhouser	So.	6-3	7.2
Scott Boles	Sr.	6-5	7.1
Troy Fitts	Fr.	6-3	5.7

1982-83

Name	Cl.	Ht.	PPG
Reggie Butler	Sr.	6-8	10.3
Eric McKay	So.	6-5	12.6
Aaron Thompson	Jr.	6-0	1.5
Ron Angevine	Jr.	6-0	17.4
Jim Clements	Jr.	6-6	3.1

1980-81

Name	Cl.	Ht.	PPG
Mike Herr	Sr.	6-2	12.0
Ron Angevine	So.	6-0	16.0
Reggie Butler	Jr.	6-8	8.8
Kim King	Jr.	6-0	10.7
Haywood Garrett	Sr.	6-4	6.8

1979-80

Name	Cl.	Ht.	PPG
Mike Herr	Jr.	6-2	13.2
Reggie Butler	So.	6-8	11.4
Ron Angevine	Fr.	6-0	10.6
Randy Wilkes	Jr.	5-8	7.5
Kim King	So.	6-0	10.2

1977-78

Name	Cl.	Ht.	PPG
Mike Lunday	Jr.	6-2	14.6
Dale Slaughter	Sr.	6-2	15.3
Bill Finley	Sr.	5-11	8.3
Julius Norman	Sr.	6-3	16.2
Larry Forte	Sr.	6-6	10.6

1976-77

Name	Cl.	Ht.	PPG
Julius Norman	Jr.	6-3	21.2
Dale Taylor	So.	6-6	17.4
Keith Nye	Sr.	6-7	10.0
Bill Finley	Jr.	5-11	6.7
Bob Woodford	Sr.	6-1	3.4

1975-76



Name	Cl.	Ht.	PPG
C.J. Roach	Sr.	6-3	6.2
Dale Taylor	Fr.	6-6	17.7
Keith Nye	Jr.	6-7	15.7
Davy Harris	Fr.	---	12.3
Bob Woodford	Jr.	6-1	10.2

1973-74

Name	Cl.	Ht.	PPG
C.J. Roach	So.	6-3	8.9
Kim Lease	So.	6-3	12.5
Bob Woodford	Jr.	6-1	16.3
Bruce Harbecke	Jr.		



1,000 POINT SCORERS

**Carlos Knox****Aldray Gibson**



1.) Carlos Knox (Dayton, Ohio) 2,556 points						
Year	GP	FG-ATT	3FG-ATT	FT-ATT	Pts	PPG
1994-95	29	284-538	39-112	218-273	825	28.5
1995-96	29	301-607	70-176	255-294	927	32.0
1996-97	1	9-15	3-5	2-5	23	23.0
1997-98	26	238-501	96-206	209-249	781	30.0
Totals	85	832-1661	208-499	684-821	2,556	30.1

2.) Aldray Gibson (Indianapolis, Ind.) 2,454 points						
Year	GP	FG-ATT	3FG-ATT	FT-ATT	Pts	PPG
1983-84	29	186-358	n/a	53-106	425	14.7
1984-85	33	264-497	n/a	76-95	604	18.3
1985-86	30	256-489	n/a	50-62	562	18.7
1986-87	32	355-619	36-68	117-145	863	27.0
Totals	124	1061-1963	36-68	296-408	2,454	19.8

**Alex Young****Jesse Bingham**

3.) Alex Young (Indianapolis, Ind.) 1,633 points						
Year	GP	FG-ATT	3FG-ATT	FT-ATT	Pts	PPG
2008-09	30	128-291	31-110	37-62	324	10.8
2009-10	36	242-496	72-182	104-155	660	18.3
2010-11	33	244-513	40-120	121-165	649	19.7
2011-12	32	219-516	59-174	156-191	653	20.4
Totals	131	833-1816	202-586	418-573	2,286	17.5


4.) Jesse Bingham (Indianapolis, Ind.) 1,928 points						
Year	GP	FG-ATT	3FG-ATT	FT-ATT	Pts	PPG
1985-86	15	30-58	n/a	7-12	67	4.5
1986-87	26	149-296	1-7	46-67	345	13.3
1987-88	36	294-534	4-11	136-192	728	20.2
1988-89	37	310-590	17-36	151-209	788	21.3
Totals	114	783-1478	22-54	340-480	1,928	16.9

**George Hill****Jared Lux**

5.) George Hill (Indianapolis, Ind.) 1,619 points						
Year	GP	FG-ATT	3FG-ATT	FT-ATT	Pts	PPG
2004-05	29	114-218	21-51	61-86	310	10.7
2005-06	29	175-338	16-50	182-228	548	18.9
2006-07	5	27-53	4-13	15-23	73	14.6
2007-08	32	220-404	49-109	199-245	688	21.5
Totals	95	536-1013	90-223	457-582	1,619	17.0

6.) Jared Lux (Waldron, Ind.) 1,558 points						
Year	GP	FG-ATT	3FG-ATT	FT-ATT	Pts	PPG
1992-93	26	89-156	11-29	44-58	233	9.0
1993-94	27	144-220	16-33	80-112	384	13.2
1994-95	29	161-286	29-79	118-166	469	16.2
1995-96	29	166-372	38-119	102-137	472	16.3
Totals	111	560-1034	94-260	344-473	1,558	14.0

7.) Leroy Nobles (Louisville, Ky.) 1,464 points						
Year	GP	FG-ATT	3FG-ATT	FT-ATT	Pts	PPG
2007-08	28	33-71	8-24	33-44	107	3.8
2008-09	30	104-222	43-103	46-62	297	9.9
2009-10	36	145-325	70-166	114-144	474	13.2
2010-11	32	180-380	65-175	161-196	586	18.3
Totals	126	462-998	186-468	354-446	1,464	11.6


**Leroy Nobles****Kim King**

8.) Kim King (Muncie, Ind.) 1,447 points						
Year	GP	FG-ATT	3FG-ATT	FT-ATT	Pts	PPG
1978-79	26	178-368	n/a	147-172	503	19.3
1979-80	31	117-243	n/a	82-111	316	10.2
1980-81	26	104-188	n/a	70-91	278	10.7
1981-82		Did not play				
1982-83	24	123-2566	n/a	104-122	350	14.6
Totals	107	522-1055	n/a	403-496	1,447	13.5



1,000 POINT SCORERS

9.) Todd Schabel (Plainfield, Ind.) 1,395 points						
Year	GP	FG-ATT	3FG-ATT	FT-ATT	Pts	PPG
1985-86	29	60-103	n/a	17-27	137	4.7
1986-87	33	94-175	10-17	35-46	233	7.1
1987-88	36	204-381	24-56	65-84	497	13.8
1988-89	37	208-412	36-83	76-109	528	14.3
Totals	135	566-1071	70-156	193-266	1,395	10.3


Todd Schabel

Ron Angevine

10.) Ron Angevine (Evansville, Ind.) 1,373 points						
Year	GP	FG-ATT	3FG-ATT	FT-ATT	Pts	PPG
1979-80	31	148-308	n/a	33-57	329	10.6
1980-81	26	180-330	n/a	57-80	417	16.0
1981-82	14	71-143	n/a	50-79	192	13.7
1982-83	25	183-390	n/a	69-114	435	17.4
Totals	96	582-1171	n/a	209-330	1,373	14.3

11.) Don Carlisle (Indianapolis, Ind.) 1,340 points						
Year	GP	FG-ATT	3FG-ATT	FT-ATT	Pts	PPG
1997-98	25	57-125	2-7	42-68	158	6.3
1998-99	27	120-276	26-66	109-155	375	13.9
1999-00	28	124-289	22-71	88-135	358	12.8
2000-01	29	154-325	22-81	119-159	449	15.5
Totals	109	455-1015	72-225	358-517	1,340	12.3


Don Carlisle

Brandon Cole

12.) Brandon Cole (Indianapolis, Ind.) 1,319 points						
Year	GP	FG-ATT	3FG-ATT	FT-ATT	Pts	PPG
2002-03	34	50-169	25-104	15-23	140	4.1
2003-04	31	116-302	60-175	45-59	337	10.9
2004-05	28	136-313	72-183	55-64	399	14.3
2005-06	29	153-366	81-211	56-75	443	15.3
Totals	122	455-1150	238-673	171-221	1,319	10.8


13.) Eric McKay (Indianapolis, Ind.) 1,247 points						
Year	GP	FG-ATT	3FG-ATT	FT-ATT	Pts	PPG
1982-83	25	127-244	n/a	62-89	316	12.6
1983-84	32	173-322	n/a	85-118	431	13.5
1984-85	36	196-357	n/a	108-146	500	13.9
Totals	93	496-923	n/a	255-353	1,247	13.4


Eric McKay

Charles Price

14.) Charles Price (Indianapolis, Ind.) 1,182 points						
Year	GP	FG-ATT	3FG-ATT	FT-ATT	Pts	PPG
1997-98	26	67-118	0-1	24-33	158	6.1
1998-99	Did not play					
1999-00	28	107-241	0-5	88-120	302	10.8
2000-01	28	135-277	1-4	80-120	351	12.5
2001-02	30	147-349	10-29	67-94	371	12.4
Totals	112	456-985	11-39	259-367	1,182	10.6

15.) Odell Bradley (Nashville, Tenn.) 1,170 points						
Year	GP	FG-ATT	3FG-ATT	FT-ATT	Pts	PPG
2002-03	34	174-361	28-86	123-179	499	14.7
2003-04	29	235-487	31-99	170-223	671	23.1
Totals	63	409-848	59-185	293-402	1,170	18.6



Odell Bradley

Greg Wright

16.) Greg Wright (Freedom, Ind.) 1,134 points						
Year	GP	FG-ATT	3FG-ATT	FT-ATT	Pts	PPG
1987-88	36	90-196	27-66	24-38	231	6.4
1988-89	37	139-277	39-97	31-47	348	9.4
1989-90	37	212-414	62-141	69-85	555	15.0
Totals	110	441-887	128-304	124-170	1,134	10.3




1,000 POINT SCORERS

**Robert Glenn****Jeff Roach**

17.) Robert Glenn (Indianapolis, Ind.)						1,131 points
Year	GP	FG-ATT	3FG-ATT	FT-ATT	Pts	PPG
2008-09	30	155-254	0-8	107-149	417	13.9
2009-10	36	259-446	5-23	191-253	714	19.8
Totals	66	414-700	5-31	298-402	1,131	17.1


18.) Jeff Roach (Indianapolis, Ind.)						1,127 points
Year	GP	FG-ATT	3FG-ATT	FT-ATT	Pts	PPG
1985-86	29	97-195	n/a	52-72	246	8.5
1986-87	31	137-289	0-2	58-81	332	10.7
1987-88	36	211-362	0-2	127-169	549	15.3
Totals	96	445-846	0-4	237-322	1,127	11.7

**Martin Reedus****Bob Woodford**

19.) Martin Reedus (Indianapolis, Ind.)						1,123 points
Year	GP	FG-ATT	3FG-ATT	FT-ATT	Pts	PPG
1987-88	35	87-162	3-9	34-53	211	6.0
1988-89	37	140-279	5-14	83-118	368	9.9
1989-90	37	202-348	3-4	137-174	544	14.7
Totals	109	429-789	11-27	254-345	1,123	10.3

20.) Bob Woodford (Indianapolis, Ind.)						1,103 points
Year	GP	FG-ATT	3FG-ATT	FT-ATT	Pts	PPG
1973-74	26	161-327	n/a	84-110	406	16.3
1974-75	22	138-287	n/a	60-82	336	15.5
1975-76	27	107-230	n/a	60-88	274	10.1
1976-77	26	34-88	n/a	19-38	87	3.3
Totals	101	440-932	n/a	223-318	1,103	11.0

21.) Chad Pate (Ellettsville, Ind.)						1,049 points
Year	GP	FG-ATT	3FG-ATT	FT-ATT	Pts	PPG
1991-92	30	131-264	33-73	125-157	420	14.0
1992-93	29	206-376	75-153	142-182	629	21.7
Totals	59	337-640	108-226	267-339	1,049	17.8

**Chad Pate****Jon Avery**

22.) Jon Avery (Mansfield, Ohio)						1,014 points
Year	GP	FG-ATT	3FG-ATT	FT-ATT	Pts	PPG
2006-07	26	44-69	0-2	16-40	104	4.0
2007-08	33	149-236	1-3	54-87	353	10.7
2008-09	29	114-168	0-0	39-73	267	9.2
2009-10	36	124-199	0-2	42-79	290	8.1
Totals	124	431-672	1-7	151-279	1,014	8.2



SCORING RECORDS

Team Records

Most Points Scored

Game: 133 vs. Virgin Islands (12-27-97)

Div. I Level: 112 vs. Tri-State (11-29-03)

Game (both teams): 234 vs. Anderson (11-20-90)
IUPUI 126-108

Season: 3,398 (1989-90) [37 games]

Scoring Average: 91.84 (1989-90) [37 games]

Fewest Points Scored


Game: 41 vs. Youngstown State (1-6-00)

41 at Arizona (12-13-99)

Game (both teams): 84 vs. Y'town St. (1-6-00)
YSU 43-41

Season: 1,713 (1999-00) [28 games]

Scoring Average: 61.18 (1999-00) [28 games]



CARLOS KNOX

Individual Records

Points Scored - Career

	Pts	Name	Years
1.)	2,556	Carlos Knox	1994-98
2.)	2,454	Aldray Gibson	1983-87
3.)	2,286	Alex Young	2008-12
4.)	1,928	Jesse Bingham	1985-89
5.)	1,619	George Hill	2004-08
6.)	1,558	Jared Lux	1992-95
7.)	1,464	Leroy Nobles	2007-11
8.)	1,447	Kim King	1978-83
9.)	1,395	Todd Schabel	1985-89
10.)	1,373	Ron Angevine	1979-83
11.)	1,340	Don Carlisle	1997-01
12.)	1,319	Brandon Cole	2002-06
13.)	1,247	Eric McKay	1982-85
14.)	1,182	Charles Price	1997-02
15.)	1,170	Odell Bradley	2002-04
16.)	1,134	Greg Wright	1987-90
17.)	1,131	Robert Glenn	2008-10
18.)	1,127	Jeff Roach	1985-88
19.)	1,123	Martin Reedus	1987-90
20.)	1,103	Bob Woodford	1973-77
21.)	1,049	Chad Pate	1991-93
22.)	1,014	Jon Avery	2006-10
23.)	988	Julius Norman	1976-78
24.)	987	Gary Patterson	2006-09

Points Scored - Div. I Career

	Pts	Name	Years
1.)	2,286	Alex Young	2008-12
2.)	1,619	George Hill	2004-08
3.)	1,464	Leroy Nobles	2007-11
4.)	1,319	Brandon Cole	2002-06
5.)	1,182	Don Carlisle	1998-01

Points Scored - Season

	Pts	Name	Years
1.)	927	Carlos Knox	1995-96
2.)	863	Aldray Gibson	1986-87
3.)	825	Carlos Knox	1994-95

4.)	788	Jesse Bingham	1988-89
5.)	781	Carlos Knox	1997-98
6.)	728	Jesse Bingham	1987-88
7.)	714	Robert Glenn	2009-10
8.)	688	George Hill	2007-08
9.)	671	Odell Bradley	2003-04
10.)	660	Alex Young	2009-10



ODELL BRADLEY

Points Scored - Div. I Season

	Pts	Name	Years
1.)	714	Robert Glenn	2009-10
2.)	688	George Hill	2007-08
3.)	671	Odell Bradley	2003-04
4.)	660	Alex Young	2009-10
5.)	653	Alex Young	2011-12

Scoring Average - Career

	PPG	Name	Years
1.)	30.07	Carlos Knox	1994-98
2.)	19.79	Aldray Gibson	1983-87
3.)	18.64	Julius Norman	1976-78
4.)	18.57	Odell Bradley	2002-04
5.)	17.78	Chad Pate	1991-93
6.)	17.55	Dale Taylor	1975-77
7.)	17.45	Alex Young	2008-12
8.)	17.14	Robert Glenn	2008-10
9.)	17.04	George Hill	2004-08
10.)	16.91	Jesse Bingham	1985-89
11.)	15.84	James Vaughn	1990-92
12.)	15.05	Akeem Clark	2003-05
13.)	15.04	Anthony Winburn	1995-97
14.)	14.30	Ron Angevine	1979-83
15.)	14.04	Jared Lux	1992-95
16.)	13.71	Austin Montgomery	2006-08
17.)	13.52	Kim King	1978-83
18.)	13.41	Eric McKay	1982-85
19.)	12.64	Mike Herr	1979-81
20.)	12.29	Don Carlisle	1997-01

Scoring Average - Div. I Career

	PPG	Name	Years
1.)	18.57	Odell Bradley	2002-04
2.)	17.45	Alex Young	2008-12
3.)	17.14	Robert Glenn	2008-10
4.)	17.04	George Hill	2004-08
5.)	15.05	Akeem Clark	2003-05

Scoring Average - Season

	PPG	Name	Year
1.)	31.97	Carlos Knox	1995-96
2.)	30.04	Carlos Knox	1997-98
3.)	28.45	Carlos Knox	1994-95
4.)	26.97	Aldray Gibson	1986-87
5.)	23.14	Odell Bradley	2003-04
6.)	21.69	Chad Pate	1992-93
7.)	21.50	George Hill	2007-08
8.)	21.30	Jesse Bingham	1988-89
9.)	21.23	Julius Norman	1976-77
10.)	20.40	Alex Young	2011-12

Scoring Average - Div. I Season

	PPG	Name	Years
1.)	23.14	Odell Bradley	2003-04
2.)	21.50	George Hill	2007-08
3.)	20.40	Alex Young	2011-12
4.)	19.83	Robert Glenn	2009-10
5.)	19.66	Alex Young	2010-11

Points Scored - Game

	Pts	Game
1.)	51	Carlos Knox vs. Ok-Panhandle St. (1-5-98)
2.)	50	Carlos Knox vs. Ind. Tech (1-10-96)
3.)	46	Carlos Knox vs. Central St. (2-21-96)
	46	Carlos Knox vs. Drury (1-12-95)
5.)	45	Carlox Knox vs. Drury (1-17-98)
6.)	43	Alex Young vs. W. Kentucky (12-10-11)
	43	Rodney Thomas vs. Wilberforce (2-24-97)
	43	Carlox Knox vs. Ind. Tech (2-14-96)
9.)	42	Carlox Knox vs. Ky. St. (1-14-98)
	42	Carlos Knox vs. Kentucky St. (2-7-96)
11.)	41	Odell Bradley vs. ORU (2-5-04)
	41	Odell Bradley vs. ORU (1-24-04)
	41	Carlos Knox vs. Central St. (1-27-96)

Points Scored - Div. I Game

	Pts	Game
1.)	43	Alex Young vs. W. Kentucky (12-10-11)
2.)	41	Odell Bradley vs. ORU (2-5-04)
	41	Odell Bradley vs. ORU (1-24-04)
4.)	37	Leroy Nobles vs. UMKC (3-6-11)
	37	Robert Glenn at Drake (11-14-09)
	37	Gary Patterson vs. S. Utah (1-31-08)

Freshman Records

Points in a Game: 43

Rodney Thomas vs. Wilberforce (2-24-97)

Points in a Season: 503

Kim King - 1978-79

Single-Season Scoring Average: 19.3

Kim King - 1978-79

Points in a Debut (Div. I): 17

Alex Young vs. Northeastern (11-11-08)

Points in a Game (Div. I): 26 - twice


MR: George Hill vs. Chicago State (2-22-05)

Points in a Season (Div. I): 324

Alex Young - 2008-09

Single-Sea. Scoring Average (Div. I): 10.8

Alex Young - 2008-09



RODNEY THOMAS



REBOUNDING RECORDS

Team Records

Most Rebounds

Game: 59 vs. Tri-State (11-29-03)

Season: 1,481 (1989-90) [37 games]

Rebounding Average: 40.22 (1975-76)
[27 games]



DON CARLISLE

Individual Records

Rebounds - Career

Reb	Name	Years
1.) 769	Don Carlisle	1997-01
2.) 703	Brandon Cole	2002-06
3.) 703	Jesse Bingham	1985-89
4.) 688	Charles Price	1997-02
5.) 668	Alex Young	2008-12
6.) 639	Tony Long	1987-91
7.) 632	Billy Pettiford	2006-10
8.) 623	Eric McKay	1982-85
9.) 580	Dale Taylor	1975-77
10.) 568	Troy Fitts	1975-77
11.) 547	George Hill	2004-08
12.) 544	Jon Avery	2006-10
13.) 535	Jeff Roach	1985-88
14.) 469	Martin Reedus	1987-90
15.) 467	Jared Lux	1992-96

Rebounds - Div. I Career

Reb	Name	Years
1.) 703	Brandon Cole	2002-06
2.) 668	Alex Young	2008-12
3.) 648	Don Carlisle	1998-01
4.) 632	Billy Pettiford	2006-10
5.) 580	Charles Price	1999-02

Rebounds - Season

Reb	Name	Years
1.) 337	Dale Taylor	1975-76
2.) 294	Jesse Bingham	1988-89
3.) 289	Tony Long	1989-90
4.) 286	Eric McKay	1983-84
5.) 254	Anthony Winburn	1995-96
6.) 247	Odell Bradley	2003-04
7.) 246	Don Carlisle	2000-01
8.) 243	Josh Murray	2002-03
9.) 243	Dale Taylor	1976-77
10.) 240	Robert Glenn	2009-10

Rebounds - Div. I Season

Reb	Name	Years
1.) 247	Odell Bradley	2003-04
2.) 246	Don Carlisle	2000-01
3.) 243	Josh Murray	2002-03
4.) 240	Robert Glenn	2009-10
5.) 227	Christian Siakam	2010-11


Rebound Average - Career

RPG	Name	Years
1.) 10.94	Dale Taylor	1975-77
2.) 8.09	Anthony Winburn	1995-97
3.) 7.06	Don Carlisle	1997-01

4.) 6.70	Eric McKay	1982-85
5.) 6.56	Odell Bradley	2002-04
6.) 6.42	Marcus Overstreet	1995-98
7.) 6.36	Keith Nye	1975-77
8.) 6.17	Jesse Bingham	1985-89
9.) 6.14	Charles Price	1997-02
10.) 6.11	Robert Glenn	2008-10
11.) 5.96	Mike Herr	1979-81
12.) 5.92	Michael Boles	1991-93
13.) 5.84	Davy Harris	1975-77
14.) 5.76	Brandon Cole	2002-06
5.76	George Hill	2004-08

Rebound Average - Div. I Career

RPG	Name	Years
1.) 7.71	Don Carlisle	1998-01
2.) 6.74	Charles Price	1999-02
3.) 6.56	Odell Bradley	2002-04
4.) 6.11	Robert Glenn	2008-10
5.) 5.76	Brandon Cole	2002-06
5.76	George Hill	2004-08



DALE TAYLOR

Rebound Average - Season

RPG	Name	Year
1.) 12.48	Dale Taylor	1975-76
2.) 9.35	Dale Taylor	1976-77
3.) 8.94	Eric McKay	1983-84
4.) 8.76	Anthony Winburn	1995-96
5.) 8.52	Odell Bradley	2003-04
6.) 8.48	Don Carlisle	2000-01
7.) 8.25	Tony Long	1990-91
8.) 7.95	Jesse Bingham	1988-89
9.) 7.89	Michael Boles	1992-93
10.) 7.84	Josh Murray	2002-03

Rebound Average - Div. I Season

RPG	Name	Years
1.) 8.52	Odell Bradley	2003-04
2.) 8.48	Don Carlisle	2000-01
3.) 7.84	Josh Murray	2002-03
4.) 7.41	Don Carlisle	1998-99
5.) 7.27	Charles Price	2001-02

Rebounds - Game

Reb	Game
1.) 20	Michael Boles vs. IUSB (3-7-93)
20	Austris Purvlicis vs. IPFW (1-18-75)
3.) 18	Odell Bradley vs. Ball State (12-20-03)
18	Rhett Dallas vs. Ind. Tech (1-23-93)
18	Jesse Bingham vs. Anderson (11-23-97)
18	Troy Fitts vs. Marian (2-25-86)
7.) 17	D.A. Harvey vs. Ind. Tech (11-28-01)
17	Tony Long vs. S. Indiana (12-10-89)
9.) 16	Robert Glenn vs. Princeton (3-22-10)
16	George Hill vs. Oakland (1-8-05)
16	Jim Clements vs. Hanover (1-8-82)

Rebounds - Div. I Game

Reb	Game
1.) 18	Odell Bradley vs. Ball State (12-20-03)
2.) 17	D.A. Harvey vs. Ind. Tech (11-28-01)

3.) 16	Robert Glenn vs. Princeton (3-22-10)
16	George Hill vs. Oakland (1-8-05)
5.) 15	Christian Siakam vs. ORU (3-7-11)
15	George Hill vs. FDU (12-29-06)
15	George Hill vs. Urbana (12-15-05)

Off. Rebounds - Career (not kept until '87)

ORB	Name	Years
1.) 325	Don Carlisle	1997-01
2.) 223	Charles Price	1997-02
3.) 221	Tony Long	1987-91
4.) 216	Brandon Cole	2002-06
5.) 215	Jon Avery	2006-10

Offensive Rebounds - Div. I Career

ORB	Name	Years
1.) 274	Don Carlisle	1998-01
2.) 216	Brandon Cole	2002-06
3.) 215	Jon Avery	2006-10

Off. Rebounds - Season (not kept until '87)

ORB	Name	Years
1.) 113	Don Carlisle	2000-01
2.) 108	Christian Siakam	2010-11
3.) 100	Jesse Bingham	1988-89
4.) 99	Tony Long	1989-90
5.) 93	Josh Murray	2002-03

Offensive Rebounds - Div. I Season

ORB	Name	Years
1.) 113	Don Carlisle	2000-01
2.) 108	Christian Siakam	2010-11
3.) 93	Josh Murray	2002-03

Def. Rebounds - Career (not kept until '87)

DRB	Name	Years
1.) 487	Brandon Cole	2002-06
2.) 465	Charles Price	1997-02
3.) 464	Alex Young	2008-12
4.) 452	Billy Pettiford	2006-10
5.) 444	Don Carlisle	1997-01

Defensive Rebounds - Div. I Career

DRB	Name	Years
1.) 487	Brandon Cole	2002-06
2.) 464	Alex Young	2008-12
3.) 452	Billy Pettiford	2006-10

Def. Rebounds - Season (not kept until '87)

DRB	Name	Years
1.) 194	Jesse Bingham	1988-89
2.) 190	Tony Long	1989-90
3.) 181	Odell Bradley	2003-04
4.) 168	Anthony Winburn	1995-96
5.) 167	George Hill	2007-08

Defensive Rebounds - Div. I Season

DRB	Name	Years
1.) 181	Odell Bradley	2003-04
2.) 167	George Hill	2007-08
3.) 166	Robert Glenn	2009-10

Freshman Records

Rebounds in a Game: 20

Austris Purvlicis vs. IPFW (1-18-75)

Rebounds in a Season: 337

Dale Taylor - 1975-76

Single-Season Rebounding Average: 12.48

Dale Taylor - 1975-76

Rebounds in a Game (Div. I): 16

George Hill vs. Oakland (1-8-05)

Rebounds in a Season (Div. I): 136

Lyonell Gaines - 2011-12

Single-Season Reb. Avg. (Div. I): 4.52

George Hill - 2004-05



ASSIST RECORDS

▶▶ Team Records

Most Assists


Game: 30 vs. Anderson (12-21-91)

Div. I Level: 27 vs. Olivet Nazarene (11-24-01)

Season: 751 (1989-90) [37 games]

Assist Average: 20.30 (1989-90) [37 games]

Assist-to-Turnover Ratio: 1.45 (1989-90) [37 games]



MATT CRENSHAW

▶▶ Individual Records

Assists - Career

Ast	Name	Years
1.) 510	Matt Crenshaw	2000-04
2.) 490	Scott Fath	1983-87
3.) 399	Martin Reedus	1987-90
4.) 372	Greg Simmons	1988-90
5.) 336	Mike Landis	1983-87
6.) 333	Jared Lux	1992-96
7.) 327	Billy Pettiford	2006-10
8.) 323	John Ashworth	2007-11
9.) 317	George Hill	2004-08
10.) 306	Eric McKay	1982-85
11.) 299	Taj Hawkins	1998-02
12.) 297	Carlos Knox	1994-98
13.) 261	Brady Adkins	1994-96
14.) 260	Kim King	1978-83
15.) 252	David Barlow	2003-07

Assists - Div. I Career

Ast	Name	Years
1.) 510	Matt Crenshaw	2000-04
2.) 327	Billy Pettiford	2006-10
3.) 323	John Ashworth	2007-11
4.) 317	George Hill	2004-08
5.) 299	Taj Hawkins	1998-02

Assists - Season

Ast	Name	Year
1.) 194	Greg Simmons	1989-90
2.) 183	Scott Fath	1986-87
3.) 180	Matt Crenshaw	2003-04
4.) 166	John Ashworth	2009-10
5.) 160	Martin Reedus	1988-89
6.) 142	Martin Reedus	1989-90
7.) 140	Matt Crenshaw	2002-03
8.) 138	Matt Crenshaw	2001-02
9.) 137	George Hill	2007-08
10.) 134	Billy Pettiford	2009-10

Assists - Div. I Season

Ast	Name	Years
1.) 180	Matt Crenshaw	2003-04
2.) 166	John Ashworth	2009-10
3.) 140	Matt Crenshaw	2002-03
4.) 138	Matt Crenshaw	2001-02
5.) 137	George Hill	2007-08

Assists Average - Career

APG	Name	Years
1.) 4.83	Brady Adkins	1994-96
2.) 4.15	Matt Crenshaw	2000-04
3.) 4.00	Greg Simmons	1988-91
4.) 3.98	Scott Fath	1983-87

5.) 3.66	Martin Reedus	1987-90
6.) 3.58	Chad Pate	1991-93
7.) 3.49	Carlos Knox	1994-98
8.) 3.49	Bill Finley	1976-78
9.) 3.34	George Hill	2004-08
10.) 3.29	Eric McKay	1982-85

Assists Average - Div. I Career

APG	Name	Years
1.) 4.15	Matt Crenshaw	2000-04
2.) 3.34	George Hill	2004-08
3.) 3.07	Johnny Miller	2003-05
4.) 3.03	Stephen Thomas	2010-12
5.) 2.67	Taj Hawkins	1998-02

Assists Average - Season

APG	Name	Year
1.) 5.63	Matt Crenshaw	2003-04
2.) 5.55	Scott Fath	1986-87
3.) 5.24	Greg Simmons	1989-90
4.) 5.16	Brady Adkins	1995-96
5.) 4.79	Kim King	1982-83
6.) 4.61	John Ashworth	2009-10
7.) 4.60	Matt Crenshaw	2001-02
8.) 4.55	Brady Adkins	1994-95
9.) 4.32	Martin Reedus	1988-89
10.) 4.28	George Hill	2007-08

Assists Average - Div. I Season

APG	Name	Years
1.) 5.63	Matt Crenshaw	2003-04
2.) 4.61	John Ashworth	2009-10
3.) 4.60	Matt Crenshaw	2001-02
4.) 4.28	George Hill	2007-08
5.) 4.24	Matt Crenshaw	2002-03

Assists - Game

Ast	Game
1.) 14	Johnny Miller vs. S. Utah (2-5-05)
2.) 13	Kim King vs. UT-Martin (11-25-78)
3.) 12	John Ashworth vs. Duquesne (12-19-09)
12	Brady Adkins vs. Central St. (2-21-96)
4.) 11	Billy Pettiford vs. UMKC (2-2-08)
11	George Hill vs. Chicago St. (2-22-05)
11	Matt Crenshaw vs. IPFW (2-11-04)
11	Matt Crenshaw vs. Ga. Tech (12-29-01)
11	Brady Adkins vs. Drury (2-25-95)
11	Brady Adkins vs. IPFW (12-19-94)
11	Scott Fath vs. Thomas More (12-29-83)
11	Bob Woodford vs. Oakland City (12-8-75)

Assists - Div. I Game

Ast	Game
1.) 14	Johnny Miller vs. S. Utah (2-5-05)
2.) 12	John Ashworth vs. Duquesne (12-19-09)
3.) 11	Billy Pettiford vs. UMKC (2-2-08)
11	George Hill vs. Chicago St. (2-22-05)
11	Matt Crenshaw vs. IPFW (2-11-04)
11	Matt Crenshaw vs. Ga. Tech (12-29-01)

Turnovers - Career

TO	Name	Year
1.) 318	Alex Young	2008-12
2.) 277	Matt Crenshaw	2000-04
3.) 271	Billy Pettiford	2006-10
4.) 263	Carlos Knox	1994-98
5.) 259	Don Carlisle	1997-01
6.) 252	Jesse Bingham	1985-89
7.) 248	Jared Lux	1992-96
8.) 241	George Hill	2004-08
9.) 237	Scott Fath	1983-87
10.) 233	Charles Price	1997-02

Turnovers - Div. I Career

TO	Name	Years
1.) 318	Alex Young	2008-12
2.) 277	Matt Crenshaw	2000-04
3.) 271	Billy Pettiford	2006-10
4.) 241	George Hill	2004-08
5.) 215	Don Carlisle	1998-01

Turnovers - Season

TO	Name	Year
1.) 113	Alex Young	2010-11
2.) 110	Robert Glenn	2009-10
3.) 101	Carlos Knox	1995-96
4.) 99	Jesse Bingham	1988-89
5.) 98	Odell Bradley	2003-04
98	Matt Crenshaw	2002-03
98	Carlos Knox	1994-95
8.) 95	Billy Pettiford	2009-10
9.) 94	George Hill	2007-08
10.) 92	Jeff Roach	1987-88

Turnovers - Div. I Season

TO	Name	Years
1.) 113	Alex Young	2010-11
2.) 110	Robert Glenn	2009-10
3.) 98	Odell Bradley	2003-04
98	Matt Crenshaw	2002-03
5.) 95	Billy Pettiford	2009-10

Assist-to-Turnover Ratio - Career

A/T	Name	Year
1.) 2.16	Brady Adkins	1994-96
2.) 2.08	Scott Fath	1983-87
3.) 2.05	Gary Patterson	2006-09
4.) 2.02	Greg Simmons	1988-91
5.) 2.01	Taj Hawkins	1998-02
6.) 1.97	John Ashworth	2007-11
7.) 1.90	Martin Reedus	1987-90
8.) 1.84	Matt Crenshaw	2000-04
9.) 1.80	Stephen Thomas	2010-12
10.) 1.70	Chad Pate	1991-93

Assist-to-Turnover Ratio - Div. I Career

A/T	Name	Years
1.) 2.05	Gary Patterson	2006-09
2.) 2.01	Taj Hawkins	1998-02
3.) 1.97	John Ashworth	2007-11
4.) 1.84	Matt Crenshaw	2000-04
5.) 1.80	Stephen Thomas	2010-12

Assist-to-Turnover Ratio - Season

A/T	Name	Years
1.) 3.30	Taj Hawkins	2001-02
2.) 2.48	Brady Adkins	1995-96
3.) 2.46	Greg Simmons	1988-91
4.) 2.38	Scott Fath	1986-87
5.) 2.31	Matt Crenshaw	2003-04
6.) 2.29	Gary Patterson	2007-08
7.) 2.18	John Ashworth	2010-11
8.) 2.13	John Ashworth	2009-10
9.) 2.09	Matt Crenshaw	2001-02
10.) 2.05	Martin Reedus	1988-89

Assist-to-Turnover Ratio - Div. I Season

A/T	Name	Years
1.) 3.30	Taj Hawkins	2001-02
2.) 2.31	Matt Crenshaw	2003-04
3.) 2.29	Gary Patterson	2007-08
4.) 2.18	John Ashworth	2010-11
5.) 2.13	John Ashworth	2009-10

▶▶ Freshman Records

Assists in a Game: 13

Kim King vs. UT-Martin (11-25-78)

Assists in a Season: 106

Chad Pate - 1991-92

Single-Season Assists Average: 3.53

Chad Pate - 1991-92

Turnovers in a Season: 84

Davy Harris - 1975-76

Assists in a Game (Div. I): 11

George Hill vs. Chicago State (2-22-05)

Assists in a Season (Div. I): 71

Taj Hawkins - 1998-99

Single-Season Ast Average (Div. I): 2.63

Taj Hawkins - 1998-99

Turnovers in a Season (Div. I): 48

Alex Young - 2008-09



DEFENSIVE RECORDS

▷▷ **Team Records**

Most Steals

Game: 22 vs. Franklin (12-2-91)
Division I: 20 vs. Southern Utah (2-20-10)
 20 vs. St. Joseph's Coll. (11-23-03)
Season: 356 (1988-89) [37 games]
Steals Average: 10.03 (1986-87) [33 games]

Most Blocked Shots

Game: 10 vs. IU East (11-25-09)
 10 vs. Wilberforce (11-18-00)
Season: 167 (2009-10) [36 games]
Blocks Average: 4.64 (2009-10) [36 games]

▷▷ **Individual Records**

Steals - Career

Stl	Name	Years
1. 204	Carlos Knox	1994-98
2. 175	Aldray Gibson	1983-87
3. 174	Derek Williams	1996-00
4. 173	Alex Young	2008-12
5. 167	Billy Pettiford	2006-10
6. 165	Don Carlisle	1997-01
165	Jesse Bingham	1985-89
8. 157	Matt Crenshaw	2000-04
9. 156	Todd Schabel	1985-89
10. 155	George Hill	2004-08

Steals - Div. I Career

Stl	Name	Years
1. 173	Alex Young	2008-12
2. 167	Billy Pettiford	2006-10
3. 157	Matt Crenshaw	2000-04
4. 155	George Hill	2004-08
5. 140	Don Carlisle	1997-01

Steals - Season

Stl	Name	Year
1. 77	Billy Pettiford	2006-10
2. 73	Mike Archer	1993-94
73	Aldray Gibson	1986-87
4. 71	Carlos Knox	1995-96
5. 70	Brady Adkins	1994-95
6. 69	Carlos Knox	1996-97
7. 68	Todd Schabel	1988-89
8. 64	Lamar Morton	1993-94
9. 63	Carlos Knox	1997-98
10. 62	Greg Simmons	1989-90
62	Jesse Bingham	1988-89

Steals - Div. I Season

Stl	Name	Years
1. 77	Billy Pettiford	2009-10
2. 57	George Hill	2007-08
3. 54	John Ashworth	2009-10
54	Alex Young	2009-10
5. 53	Derek Williams	1998-99

Steals Average - Career

SPG	Name	Years
1. 2.40	Carlos Knox	1994-98
2. 2.06	Brady Adkins	1994-96
3. 1.95	Mike Archer	1992-94
4. 1.64	Derek Williams	1996-00
5. 1.63	George Hill	2004-08
6. 1.51	Don Carlisle	1997-01
7. 1.45	Jesse Bingham	1985-89
8. 1.45	Anthony Winburn	1995-97
9. 1.44	James Vaughn	1990-92
10. 1.41	Aldray Gibson	1983-87

Steals Average - Div. I Career

SPG	Name	Years
1. 1.67	Don Carlisle	1998-01
2. 1.64	Derek Williams	1998-00
3. 1.63	George Hill	2004-08
4. 1.39	Josh Mullins	2001-03
5. 1.34	Billy Pettiford	2006-10

Steals Average - Season

SPG	Name	Year
-----	------	------

1. 2.81	Mike Archer	1993-94
2. 2.46	Lamar Morton	1993-94
3. 2.45	Carlos Knox	1995-96
4. 2.42	Carlos Knox	1997-98
5. 2.41	Brady Adkins	1994-95
6. 2.38	Carlos Knox	1994-95
7. 2.20	Billy Pettiford	2009-10
8. 1.96	Derek Williams	1998-99
9. 1.92	Derek Williams	1997-98
10. 1.89	Don Carlisle	1998-99

Steals Average - Div. I Season

SPG	Name	Years
1. 2.20	Billy Pettiford	2009-10
2. 1.96	Derek Williams	1998-99
3. 1.89	Don Carlisle	1998-99
4. 1.78	George Hill	2007-08
5. 1.73	David Barlow	2006-07

Steals - Game

Stl	Game
1. 11	Derek Williams vs. Virgin Islands (12-27-98)
2. 9	Mike Archer vs. Drury (2-26-94)
3. 8	Matt Crenshaw vs. Chicago St. (3-1-03)
8	Brady Adkins vs. St. Francis [Ind.] (2-10-96)
5. 7	seven different times

most recent: D. Barlow vs. IU Southeast (11-15-06)

Steals - Div. I Game

Stl	Game
1. 11	Derek Williams vs. Virgin Islands (12-27-98)
2. 8	Matt Crenshaw vs. Chicago St. (3-1-03)
3. 7	David Barlow vs. IU Southeast (11-15-06)
7	Brandon Cole vs. Colo. St. (11-27-04)
7	Don Carlisle vs. Georgetown (11-24-98)

Blocks - Career

Blk	Name	Years
1. 165	Charles Price	1997-02
2. 118	David Dickey	1994-98
3. 100	Robert Glenn	2008-10
4. 89	Alex Young	2008-12
5. 83	Billy Pettiford	2006-10
6. 82	Jon Avery	2006-10
7. 71	Angelo Smith	2005-07
8. 64	James Booyer	2003-05
64	Don Carlisle	1997-01
64	Anthony Winburn	1995-97

Blocks - Div. I Career

Blk	Name	Years
1. 134	Charles Price	1999-02
2. 100	Robert Glenn	2008-10
3. 89	Alex Young	2008-12
4. 83	Billy Pettiford	2006-10
5. 82	Jon Avery	2006-10

Blocks - Season

Blk	Name	Year
1. 58	Charles Price	2000-01
2. 50	Robert Glenn	2009-10
50	Robert Glenn	2008-09
4. 49	Keith Nye	1975-76
5. 41	Marcus Fisher	1988-89
6. 39	Billy Pettiford	2009-10
39	David Dickey	1996-97
39	Anthony Winburn	1995-96
9. 38	Angelo Smith	2006-07
38	Charles Price	2001-02
38	Charles Price	1999-00

Blocks - Div. I Season

Blk	Name	Years
1. 58	Charles Price	2000-01
2. 50	Robert Glenn	2009-10
50	Robert Glenn	2008-09
4. 39	Billy Pettiford	2009-10
5. 38	Angelo Smith	2006-07
38	Charles Price	2001-02
38	Charles Price	1999-00

Blocks Average - Career

BPG	Name	Years
1. 1.52	Robert Glenn	2008-10
2. 1.47	Charles Price	1997-02
3. 1.22	Angelo Smith	2005-07
4. 1.16	James Booyer	2003-05
5. 1.14	Anthony Winburn	1995-97

Blocks Average - Div. I Career

BPG	Name	Years
1. 1.56	Charles Price	1999-02
2. 1.52	Robert Glenn	2008-10
3. 1.22	Angelo Smith	2005-07

Blocks Average - Season

BPG	Name	Year
1. 2.07	Charles Price	2000-01
2. 1.67	Robert Glenn	2008-09
3. 1.45	Phil Carmichael	1988-89
4. 1.44	David Dickey	1996-97
5. 1.39	Robert Glenn	2009-10
6. 1.36	Charles Price	1999-00
7. 1.34	Anthony Winburn	1995-96
8. 1.27	Angelo Smith	2006-07
1.27	Charles Price	2001-02
10. 1.24	James Booyer	2004-05

Blocks Average - Div. I Season

BPG	Name	Years
1. 2.07	Charles Price	2000-01
2. 1.67	Robert Glenn	2008-09
3. 1.39	Robert Glenn	2009-10
4. 1.36	Charles Price	1999-00
5. 1.27	Angelo Smith	2006-07
1.27	Charles Price	2001-02

Blocks - Game

Blk	Game
1. 7	John Hester vs. Ind. Tech (1-21-97)
2. 6	Charles Price vs. Ind. St. (12-20-00)
6	Charles Price vs. Wilberforce (11-18-00)
4. 5	13 different times

most recent: A.Young at NDSU (2-12-11)

Blocks - Div. I Game

Blk	Game
1. 6	Charles Price vs. Ind. St. (12-20-00)
6	Charles Price vs. Wilberforce (11-18-00)
3. 5	8 different times

most recent: A.Young at NDSU (2-12-11)

▷▷ **Freshman Records**

Steals in a Game: 6
many times

Steals in a Season: 38
Chad Pate - 1991-92

Single-Season Steals Average: 1.41
George Hill - 2004-05

Steals in a Game (Div. I): 6
Billy Pettiford vs. Southern Utah (1-20-07)

Steals in a Season (Div. I): 41
George Hill - 2004-05

Single-Season Steals Average (Div. I): 1.41
George Hill - 2004-05

Blocks in a Game: 4
many times

Blocks in a Season: 31
Charles Price - 1997-98

Single-Season Blocks Average: 1.19
Charles Price - 1997-98

Blocks in a Game (Div. I): 4
Josh Fitzwater at Butler (2-1-99)

Blocks in a Season (Div. I): 11
Donovan Gibbs - 2010-11

Single-Season Blocks Average (Div. I): 0.50
Josh Fitzwater - 1998-99



FIELD GOAL RECORDS

▶▶ Team Records

Most Field Goals

Game: 58 vs. Ancilla (1-20-73)

Division I: 45 vs. IU-Southeast (11-27-00)

Season: 1,295 (1989-90) [37 games]

Most Field Goal Attempts

Game: 115 vs. IU-Northwest (12-7-74)

Division I: 84 vs. Wilberforce (11-18-00)

Season: 2,510 (1989-90) [37 games]

Highest Field Goal Percentage

Game: 70.2% [33-47] vs. Kentucky St. (2-7-96)

Division I: 69.8% [30-43] at Centenary (2-11-10)

Season: 52.8% [1240-2350] (1987-88) [36 gms]

Lowest Field Goal Percentage

Game: 23.1% [12-52] Youngstown St. (1-30-99)

Season: 39.5% [594-1,503] (1999-00) [28 gms]

▶▶ Individual Records

Field Goals Made - Career

FG	Name	Years
1. 1,061	Aldray Gibson	1983-87
2. 833	Alex Young	2008-12
3. 832	Carlos Knox	1994-98
4. 783	Jesse Bingham	1985-89
5. 582	Ron Angevine	1979-83
6. 566	Todd Schabel	1985-90
7. 560	Jared Lux	1992-96
8. 536	George Hill	2004-08
9. 522	Kim King	1978-83
10. 496	Eric McKay	1982-85

Field Goals Made - Div. I Career

FG	Name	Years
2. 833	Alex Young	2008-12
2. 536	George Hill	2004-08
3. 455	Brandon Cole	2002-06
4. 431	Jon Avery	2006-10
5. 414	Robert Glenn	2008-10

Field Goals Made - Season

FG	Name	Years
1. 355	Aldray Gibson	1986-87
2. 310	Jesse Bingham	1988-89
3. 301	Carlos Knox	1995-96
4. 294	Jesse Bingham	1987-88
5. 284	Carlos Knox	1994-95
6. 264	Aldray Gibson	1984-85
7. 259	Robert Glenn	2009-10
8. 256	Aldray Gibson	1985-86
9. 244	Alex Young	2010-11
244	Julius Norman	1976-77

Field Goals Made - Div. I Season

FG	Name	Years
1. 259	Robert Glenn	2009-10
2. 244	Alex Young	2010-11
3. 242	Alex Young	2009-10
4. 235	Odell Bradley	2003-04
5. 220	George Hill	2007-08

Field Goals Made - Game

FG	Game
1. 20	Doug White, SIU-E (12-8-78)
2. 18	Anthony Winburn, Hawaii-Hilo (12-17-95)
18	Aldray Gibson, Tri-State (1-31-87)
4. 17	Carlos Knox, Indiana Tech (1-10-96)
17	Aldray Gibson, Marion (1-4-87)
6. 16	Carlos Knox, Indiana Tech (2-14-96)
16	Carlos Knox, Drury (1-12-95)
16	Aldray Gibson, Pur.-Calumet (2-18-94)
16	Dale Taylor, St. Francis (12-17-94)
10. 15	11 different times

Field Goals Made - Div. I Game

FG	Game
1. 15	Robert Glenn at Drake (11-14-09)
2. 14	Alex Young vs. W. Kentucky (12-10-11)
14	Odell Bradley vs. Oral Roberts (1-24-04)

4. 13	Robert Glenn vs. W. Illinois (3-6-10)
13	Gary Patterson vs. S. Utah (1-31-08)
13	Maushae Byles at UMKC (1-20-05)
13	Odell Bradley vs. Oral Roberts (2-5-04)

Field Goal Attempts - Career

FGA	Name	Years
1. 1,963	Aldray Gibson	1983-87
2. 1,816	Alex Young	2008-12
3. 1,661	Carlos Knox	1994-98
4. 1,478	Jesse Bingham	1985-89
5. 1,171	Ron Angevine	1979-83
6. 1,150	Brandon Cole	2002-06
7. 1,071	Todd Schabel	1985-90
8. 1,055	Kim King	1978-83
9. 1,034	Jared Lux	1992-96
10. 1,015	Don Carlisle	1997-01

Field Goal Attempts - Div. I Career

FGA	Name	Years
1. 1,816	Alex Young	2008-12
2. 1,150	Brandon Cole	2002-06
3. 1,013	George Hill	2004-08
4. 890	Don Carlisle	1998-01
5. 867	Charles Price	1999-02

Field Goal Attempts - Season

FGA	Name	Year
1. 619	Aldray Gibson	1986-87
2. 607	Carlos Knox	1995-96
3. 590	Jesse Bingham	1988-89
4. 538	Carlos Knox	1994-95
5. 534	Jesse Bingham	1987-88
6. 516	Alex Young	2011-12
7. 513	Alex Young	2010-11
8. 503	Julius Norman	1976-77
9. 501	Carlos Knox	1997-98
10. 497	Aldray Gibson	1984-85

Field Goal Attempts - Div. I Season

FGA	Name	Years
1. 516	Alex Young	2011-12
2. 513	Alex Young	2010-11
3. 496	Alex Young	2009-10
4. 487	Odell Bradley	2003-04
5. 446	Robert Glenn	2009-10

Field Goal Attempts - Game

FGA	Game
1. 36	Doug White, SIU-E (12-8-78)
2. 30	Odell Bradley, Oral Roberts (1-24-04)
30	Aldray Gibson, St. Joseph's (12-21-85)
4. 28	Carlos Knox, Indiana Tech (1-10-96)
28	Carlos Knox, N. Michigan (12-18-95)
28	Carlos Knox, Virginia Union (12-1-95)
28	Aldray Gibson, Hanover (2-21-87)
28	Keith Nye, IU-Northwest (1-24-76)
9. 27	Alex Young, Oral Roberts (1-14-12)
27	Carlos Knox, Central State (2-21-96)
27	Aldray Gibson, Marian (12-3-86)
27	Aldray Gibson, Marian (2-7-87)

Field Goal Attempts - Div. I Game

FGA	Game
1. 30	Odell Bradley, Oral Roberts (1-24-04)
2. 27	Alex Young at Oral Roberts (1-14-12)
3. 26	Maushae Byles, UMKC (1-20-05)
4. 25	Lance Williams, Ball State (12-15-01)
5. 24	Alex Young at UMKC (1-21-12)
24	Alex Young at IPFW (1-5-12)
24	Alex Young at UMKC (1-20-11)

Field Goal Percentage - Career

FG%	FG-A	Name	Years
1. 64.1%	[431-672]	Jon Avery	2006-10
2. 61.7%	[163-264]	Christian Siakam	2008-11
3. 61.1%	[210-341]	Scott Boles	1980-84
4. 59.7%	[258-432]	Tony Long	1987-91
5. 59.1%	[414-700]	Robert Glenn	2008-10
6. 58.9%	[279-474]	Christian Siakam	2008-12
7. 55.5%	[350-631]	Anthony Winburn	1995-97

8. 54.4%	[429-789]	Martin Reedus	1987-90
9. 54.2%	[560-1034]	Jared Lux	1992-96
10. 54.0%	[1061-1963]	Aldray Gibson	1983-87

Field Goal Percentage - Div. I Career

FG%	FG-A	Name	Years
1. 64.1%	[431-672]	Jon Avery	2006-10
2. 61.7%	[163-264]	Christian Siakam	2008-11
3. 59.1%	[414-700]	Robert Glenn	2008-10
4. 58.9%	[279-474]	Christian Siakam	2008-12
5. 52.9%	[536-1013]	George Hill	2004-08

Field Goal Percentage - Season

FG%	FG-A	Name	Years
1. 67.9%	[114-168]	Jon Avery	2008-09
2. 65.5%	[144-220]	Jared Lux	1993-94
3. 64.2%	[68-106]	Mike Eddy	1993-94
4. 63.1%	[149-236]	Jon Avery	2007-08
5. 62.9%	[134-213]	Christian Siakam	2010-11
6. 62.6%	[82-131]	D.A. Harvey	2001-02
7. 62.3%	[124-199]	Jon Avery	2009-10
8. 62.3%	[114-183]	Tony Long	1989-90
9. 61.7%	[71-115]	Michael Boles	1991-92
10. 61.5%	[139-226]	Michael Boles	1992-93

Field Goal Percentage - Div. I Season

FG%	FG-A	Name	Years
1. 67.9%	[114-168]	Jon Avery	2008-09
2. 63.1%	[149-236]	Jon Avery	2007-08
3. 62.9%	[134-213]	Christian Siakam	2010-11
4. 62.6%	[82-131]	D.A. Harvey	2001-02
5. 62.3%	[124-199]	Jon Avery	2009-10

Field Goal Percentage - Game

FG%	Game
1. 100%	[10-10] Jon Avery vs. ORU (1-14-10)
100%	[10-10] George Hill, UMKC (1-21-06)
3. 90.9%	[10-11] George Hill, Huntington (11-24-04)
90.9%	[10-11] Keith Cooper, C. Okla. (12-18-96)
90.9%	[10-11] Martin Reedus, Hanover (12-2-89)
90.9%	[10-11] Gary Abner, Transylvania (1-9-76)
6. 90.0%	[9-10] Robert Glenn, S. Utah (1-29-09)
90.0%	[9-10] Tim Oliver, Bellarmine (1-9-92)
90.0%	[9-10] Tony Long, St. Joseph's (12-8-90)
90.0%	[9-10] Tony Long, Anderson (11-20-90)
90.0%	[9-10] Todd Schabel, Franklin (2-3-88)

Field Goals Percentage - Div. I Game

FG%	Game
1. 100%	[10-10] Jon Avery vs. ORU (1-14-10)
100%	[10-10] George Hill, UMKC (1-21-06)
3. 90.9%	[10-11] George Hill, Huntington (11-24-04)
4. 90.0%	[9-10] Robert Glenn, SUU (1-29-09)

▶▶ Freshman Records

FGs Made in a Game: 16 - twice

MR: Aldray Gibson vs. Pur.-Calumet (2-18-94)

FGs Made in a Season: 209

Dale Taylor - 1975-76

FG Attempts in a Game: 26

Aldray Gibson vs. Franklin (1-19-84)

FG Attempts in a Season: 413

Dale Taylor - 1975-76

FG Percentage in a Game: 90.9% - twice

MR: George Hill vs. Huntington (11-24-04)

FG Percentage in a Season: 58.3%

Todd Schabel - 1985-86

FGs Made in a Game (Div. I): 10 - twice

MR: Lyonell Gaines at Oakland (1-7-12)

FGs Made in a Season (Div. I): 128

Alex Young - 2008-09

FG Attempts in a Game (Div. I): 21

Alex Young vs. UMass (12-27-08)

FG Attempts in a Season (Div. I): 291

Alex Young - 2008-09

FG Percentage in a Game (Div. I): 90.9%

George Hill vs. Huntington (11-24-04)

FG Percentage in a Season (Div. I): 53.8%

Lyonell Gaines - 2011-12



FREE THROW RECORDS

▶▶ Team Records

Most Free Throws

Game: 42 vs. Central State (1-27-96)
Division I: 41 vs. Valparaiso (12-23-11)
Season: 607 (1989-90) [37 games]

Most Free Throw Attempts

Game: 55 vs. Bellarmine (1-25-95)
Division I: 51 at Lipscomb (12-1-03)
Season: 863 (1994-95) [29 games]

Highest Free Throw Percentage

Game: 100.0% [19-19] at South Dakota (1-19-12)
Season: 77.6% [495-638] (2011-12) [32 gms]

Lowest Free Throw Percentage

Season: 62.9% [491-780] (1990-91) [32 games]

▶▶ Individual Records

Free Throws Made - Career

FT	Name	Years
1.	684 Carlos Knox	1994-98
2.	457 George Hill	2004-08
3.	418 Alex Young	2008-12
4.	403 Kim King	1978-83
5.	358 Don Carlisle	1997-01
6.	354 Leroy Nobles	2007-11
7.	344 Jared Lux	1992-96
8.	340 Jesse Bingham	1985-89
9.	330 Matt Crenshaw	2000-04
10.	298 Robert Glenn	2008-10

Free Throws Made - Div. I Career

FT	Name	Years
1.	457 George Hill	2004-08
2.	418 Alex Young	2008-12
3.	354 Leroy Nobles	2007-11
4.	330 Matt Crenshaw	2000-04
5.	316 Don Carlisle	1998-01

Free Throws Made - Season

FT	Name	Year
1.	255 Carlos Knox	1995-96
2.	218 Carlos Knox	1994-95
3.	209 Carlos Knox	1997-98
4.	199 George Hill	2007-08
5.	191 Robert Glenn	2009-10
6.	182 George Hill	2005-06
7.	170 Odell Bradley	2003-04
8.	161 Leroy Nobles	2010-11
9.	156 Alex Young	2011-12
10.	151 Jesse Bingham	1988-89

Free Throws Made - Div. I Season

FT	Name	Years
1.	199 George Hill	2007-08
2.	191 Robert Glenn	2009-10
3.	182 George Hill	2005-06
4.	170 Odell Bradley	2003-04
5.	161 Leroy Nobles	2010-11

Free Throws Made - Game

FT	Game
1.	22 Odell Bradley, Lipscomb (12-1-03)
2.	19 Carlos Knox, Central State (1-27-96)
3.	18 Carlos Knox, SW Baptist (12-30-95)
	18 Carlos Knox, Hawaii-Hilo (12-17-95)
	18 Carlos Knox, Kentucky St. (1-14-98)
6.	17 Dan Rarick, IU-Northwest (2-15-75)
7.	15 Robert Glenn vs. N. Dakota St. (12-5-09)
	15 Robert Glenn vs. UMKC (2-18-10)
	15 Carlos Knox, Drury (2-12-96)
	15 Carlos Knox, Kentucky St. (12-10-94)

Free Throws Made - Div. I Game

FT	Game
1.	22 Odell Bradley, Lipscomb (12-1-03)
2.	15 Robert Glenn vs. N. Dakota St. (12-5-09)

15 Robert Glenn vs. UMKC (2-18-10)

Free Throw Attempts - Career

FTA	Name	Years
1.	821 Carlos Knox	1994-98
2.	582 George Hill	2004-08
3.	573 Alex Young	2008-12
4.	517 Don Carlisle	1997-01
5.	496 Kim King	1978-83
6.	480 Jesse Bingham	1985-89
7.	473 Jared Lux	1992-96
8.	451 Matt Crenshaw	2000-04
9.	446 Leroy Nobles	2007-11
10.	408 Aldray Gibson	1983-87

Free Throw Attempts - Div. I Career

FTA	Name	Years
1.	582 George Hill	2004-08
2.	573 Alex Young	2008-12
3.	451 Matt Crenshaw	2000-04
4.	449 Don Carlisle	1998-01
5.	446 Leroy Nobles	2007-11

Free Throw Attempts - Season

FTA	Name	Year
1.	294 Carlos Knox	1995-96
2.	273 Carlos Knox	1994-95
3.	253 Robert Glenn	2009-10
4.	249 Carlos Knox	1997-98
5.	245 George Hill	2007-08
6.	228 George Hill	2005-06
7.	223 Odell Bradley	2003-04
8.	209 Jesse Bingham	1988-89
9.	196 Leroy Nobles	2010-11
10.	192 Jesse Bingham	1987-88

Free Throw Attempts - Div. I Season

FTA	Name	Years
1.	253 Robert Glenn	2009-10
2.	245 George Hill	2007-08
3.	228 George Hill	2005-06
4.	223 Odell Bradley	2003-04
5.	196 Leroy Nobles	2010-11

Free Throw Attempts - Game

FTA	Game
1.	26 Odell Bradley, Lipscomb (12-1-03)
2.	21 Carlos Knox, Central State (1-27-96)
3.	20 Jesse Bingham, Ferris St. (12-20-88)
4.	19 Carlos Knox, Kentucky St. (1-14-98)
	19 Reggie Butler, Indiana Tech (1-15-83)
6.	18 Robert Glenn, UMKC (2-18-10)
	18 Odell Bradley, UMKC (2-13-03)
	18 Carlos Knox, Drury (2-12-96)
	18 Carlos Knox, SW Baptist (12-30-95)
	18 Carlos Knox, Hawaii-Hilo (12-17-95)
	18 Carlos Knox, Kentucky St. (12-10-94)
	18 Eric McKay, Taylor (2-2-85)
	18 Dan Rarick, IU-Northwest (2-15-75)

Free Throw Attempts - Div. I Game

FTA	Game
1.	26 Odell Bradley, Lipscomb (12-1-03)
2.	18 Robert Glenn, UMKC (2-18-10)
	18 Odell Bradley, UMKC (2-13-03)
4.	17 Robert Glenn at Hofstra (3-17-10)
	17 George Hill, N. Dakota State (2-9-08)

Free Throw Percentage - Career

FT%	FT-A	Name	Years
1.	87.2% [159-179]	Austin Montgomery	2006-08
2.	86.3% [126-146]	C.J. Roach	1972-76
3.	85.6% [161-188]	Gary Patterson	2006-09
4.	85.5% [100-117]	Rodney Thomas	1996-00
5.	85.3% [162-190]	Stephen Thomas	2010-12
6.	83.3% [684-821]	Carlos Knox	1994-98
7.	82.6% [128-155]	Mike Herr	1979-81
8.	82.1% [165-201]	Kim Lease	1972-75
9.	81.6% [244-299]	David Barlow	2003-07

10. 81.3% [403-496] Kim King 1978-83

Free Throw Percentage - Div. I Career

FT%	FT-A	Name	Years
1.	87.2% [159-179]	Austin Montgomery	2006-08
2.	85.6% [161-188]	Gary Patterson	2006-09
3.	85.3% [162-190]	Stephen Thomas	2010-12
4.	81.6% [244-299]	David Barlow	2003-07
5.	79.4% [354-446]	Leroy Nobles	2007-11

Free Throw Percentage - Season

FT%	FT-A	Name	Years
1.	91.4% [53-58]	Gary Patterson	2007-08
2.	91.0% [61-67]	Nick David	1996-97
3.	88.7% [47-53]	Scott Boles	1983-84
	88.7% [47-53]	C.J. Roach	1973-74
5.	88.2% [67-76]	Austin Montgomery	2007-08
6.	86.7% [255-294]	Carlos Knox	1997-98
7.	86.4% [89-103]	Austin Montgomery	2006-07
8.	85.6% [89-104]	Stephen Thomas	2011-12
9.	85.5% [147-172]	Kim King	1978-79
10.	85.2% [104-122]	Kim King	1982-83

Free Throw Percentage - Div. I Season

FT%	FT-A	Name	Years
1.	91.4% [53-58]	Gary Patterson	2007-08
2.	88.2% [67-76]	Austin Montgomery	2007-08
3.	86.4% [89-103]	Austin Montgomery	2006-07
4.	85.9% [55-64]	Brandon Cole	2004-05
5.	85.6% [89-104]	Stephen Thomas	2011-12

Free Throw Percentage - Game

FT%	Game
1.	100% [18-18] Carlos Knox, SW B'tist (12-30-95)
	100% [18-18] Carlos Knox, Hawaii-Hilo (12-17-95)
	100% [14-14] Stephen Thomas vs. Valpo (12-23-11)
	100% [12-12] Mike Archer, St. Francis (1-6-94)
	100% [12-12] Corky Card, S. Ind. (11-20-87)
	100% [11-11] George Hill, Ball St. (12-7-05)
	100% [11-11] Bob Woodford, G.Valley St. (12-27-73)
	100% [10-10] Alex Young, Ohio (12-12-10)
	100% [10-10] Odell Bradley, IPFW (3-1-04)
	100% [10-10] James Gardner, Huron (11-17-95)
	100% [10-10] Lamar Morton, SIU-E (1-8-94)

Free Throw Percentage - Div. I Game

FT%	Game
1.	100% [14-14] Stephen Thomas vs. Valpo (12-23-11)
	100% [11-11] George Hill, Ball St. (12-7-05)
	100% [10-10] Alex Young, Ohio (12-12-10)
	100% [10-10] Odell Bradley, IPFW (3-1-04)

▶▶ Freshman Records

FTs Made in a Game: 17

Dan Rarick vs. IU-Northwest (2-15-75)

FTs Made in a Season: 125

Chad Pate - 1991-92

FT Attempts in a Game: 18

Dan Rarick vs. IU-Northwest (2-15-75)

FT Attempts in a Season: 157

Chad Pate - 1991-92

FT Percentage in a Game: 100%

Bob Woodford vs. Grand Valley St. (12-27-73)

FT Percentage in a Season: 91.0%

Nick David - 1996-97

FTs Made in a Game (Div. I): 9

Matt Crenshaw at Southern Utah (1-20-00)

FTs Made in a Season (Div. I): 61

George Hill - 2004-05

FT Attempts in a Game (Div. I): 10

Matt Crenshaw at Southern Utah (1-20-00)

FT Attempts in a Season (Div. I): 86

George Hill - 2004-05

FT Percentage in a Game (Div. I): 90.0%

Matt Crenshaw at Southern Utah (1-20-00)

FT Percentage in a Season (Div. I): 70.9%

George Hill - 2004-05



THREE-POINT FIELD GOAL RECORDS

▶▶ Team Records

Most Three-Point Field Goals

Game: 19 vs. Southern Utah (1-31-08)

Season: 246 (2007-08) [33 games]

Most Three-Point Field Goal Attempts

Game: 36 vs. New Orleans (12-22-04)

Season: 658 (2003-04) [32 games]

Highest Three-Point Field Goal Percentage

Game: 73.3% [11-15] vs. Mo. Western (12-28-90)

Division I: 66.7% [6-9] at Centenary (2-11-10)

Season: 44.4% [167-376] (1996-97) [27 gms]

Lowest Three-Point Field Goal Percentage

Game: 00.0% [0-13] vs. Youngstown St. (1-6-00)

Season: 32.1% [118-368] (1999-00) [28 games]

▶▶ Individual Records

Three-Point Field Goals Made - Career

3FG	Name	Years
1. 238	Brandon Cole	2002-06
2. 215	Rodney Thomas	1996-00
3. 208	Carlos Knox	1994-98
4. 202	Alex Young	2008-12
5. 196	Gary Patterson	2006-09
6. 186	Leroy Nobles	2007-11
186	Akeem Clark	2003-05
8. 128	Greg Wright	1987-90
9. 126	Austin Montgomery	2006-08
10. 121	Leroy Nobles	2007-10

Three-Point Field Goals Made - Div. I Career

3FG	Name	Years
1. 238	Brandon Cole	2002-06
2. 202	Alex Young	2008-12
3. 196	Gary Patterson	2006-09
4. 186	Leroy Nobles	2007-11
186	Akeem Clark	2003-05

Three-Point Field Goals Made - Season

3FG	Name	Year
1. 109	Akeem Clark	2003-04
2. 96	Carlos Knox	1997-98
3. 93	Gary Patterson	2007-08
4. 84	Bryan Buchanan	2001-02
5. 81	Brandon Cole	2005-06
6. 77	Akeem Clark	2004-05
77	Josh Mullins	2002-03
8. 75	Chad Pate	1992-93
9. 72	Alex Young	2009-10
72	Austin Montgomery	2007-08
72	Brandon Cole	2004-05

Three-Pt Field Goals Made - Div. I Season

3FG	Name	Years
1. 109	Akeem Clark	2003-04
2. 93	Gary Patterson	2007-08
3. 84	Bryan Buchanan	2001-02
4. 81	Brandon Cole	2005-06
5. 77	Akeem Clark	2004-05

Three-Point Field Goals Made - Game

3FG	Game
1. 13	Rodney Thomas, Wilberforce (2-24-97)
2. 11	Gary Patterson, S. Utah (1-31-08)
3. 9	Gary Patterson, Oral Roberts (2-22-07)
9	Akeem Clark, ETSU (12-27-03)
9	Carlos Knox, Okla. Panhandle (1-5-98)
9	Nick David, Virgin Islands (11-22-97)
7. 8	Akeem Clark, Southern Utah (2-7-04)
8	Akeem Clark, Western Illinois (1-3-04)
8	Bryan Buchanan, Ga. Tech (12-29-01)
8	Bryan Buchanan, Morehead St. (12-18-01)
8	Carlos Knox, Drury (1-17-98)
8	Lamar Morton, Indianapolis (11-29-93)

Three-Point Field Goals Made - Div. I Game

3FG	Game
1. 11	Gary Patterson, S. Utah (1-31-08)

2. 9	Gary Patterson, Oral Roberts (2-22-07)
9	Akeem Clark, E. Tennessee St. (12-27-03)
4. 8	Akeem Clark, Southern Utah (2-7-04)
8	Akeem Clark, Western Illinois (1-3-04)

Three-Point Field Goal Attempts - Career

3FGA	Name	Years
1. 673	Brandon Cole	2002-06
2. 576	Alex Young	2008-12
3. 499	Carlos Knox	1994-98
4. 490	Akeem Clark	2003-05
5. 468	Leroy Nobles	2007-11
6. 459	Gary Patterson	2006-09
7. 456	Rodney Thomas	1996-00
8. 304	Greg Wright	1987-90
9. 303	Austin Montgomery	2006-08
10. 284	David Barlow	2003-07

Three-Pt Field Goal Attempts - Div. I Career

3FGA	Name	Years
1. 673	Brandon Cole	2002-06
2. 576	Alex Young	2008-12
3. 490	Akeem Clark	2003-05
4. 468	Leroy Nobles	2007-11
5. 459	Gary Patterson	2006-09

Three-Point Field Goal Attempts - Season

3FGA	Name	Year
1. 265	Akeem Clark	2003-04
2. 225	Akeem Clark	2004-05
3. 211	Brandon Cole	2005-06
4. 209	Gary Patterson	2007-08
5. 206	Carlos Knox	1997-98
6. 197	Lamar Morton	1993-94
7. 194	Bryan Buchanan	2001-02
8. 183	Brandon Cole	2004-05
9. 182	Alex Young	2009-10
10. 176	Carlos Knox	1995-96

Three-Pt Field Goal Att. - Div. I Season

3FGA	Name	Years
1. 265	Akeem Clark	2003-04
2. 225	Akeem Clark	2004-05
3. 211	Brandon Cole	2005-06
4. 209	Gary Patterson	2007-08
5. 194	Bryan Buchanan	2001-02

Three-Point Field Goal Attempts - Game

3FGA	Game
1. 19	Rodney Thomas, Wilberforce (2-24-97)
2. 17	Akeem Clark, New Orleans (12-22-04)
3. 16	Akeem Clark, Western Illinois (1-3-04)
4. 15	Gary Patterson, S. Utah (1-31-08)
15	Akeem Clark, Southern Utah (2-7-04)
15	Akeem Clark, ETSU (12-27-03)
15	Bryan Buchanan, Ga. Tech (12-29-01)
15	Lance Williams, Ball State (12-15-01)
15	Carlos Knox, Virginia Union (12-1-95)
10, 14	seven different times

Three-Pt Field Goal Attempts - Div. I Game

3FGA	Game
1. 17	Akeem Clark, New Orleans (12-22-04)
2. 16	Akeem Clark, Western Illinois (1-3-04)
3. 15	Gary Patterson, S. Utah (1-31-08)
15	Akeem Clark, Southern Utah (2-7-04)
15	Akeem Clark, ETSU (12-27-03)
15	Bryan Buchanan, Ga. Tech (12-29-01)
15	Lance Williams, Ball State (12-15-01)

Three-Point Field Goal Percentage - Career

3FG%	3FG-A	Name	Years
1. 47.8%	[108-226]	Chad Pate	1991-93
2. 47.1%	[215-456]	Rodney Thomas	1996-00
3. 45.2%	[95-210]	Eric Foster	1988-91
4. 44.9%	[70-156]	Todd Schabel	1985-89
5. 44.4%	[76-171]	Nick David	1996-98
6. 43.3%	[84-194]	Bryan Buchanan	2001-02
7. 42.7%	[196-459]	Gary Patterson	2006-09
8. 42.1%	[128-304]	Greg Wright	1987-90

9. 41.9%	[104-248]	Josh Mullins	2001-03
10. 41.7%	[208-499]	Carlos Knox	1994-98

Three-Point Field Goal Percentage - Div. I Career

3FG%	3FG-A	Name	Years
1. 44.8%	[113-252]	Rodney Thomas	1998-00
2. 43.3%	[84-194]	Bryan Buchanan	2001-02
3. 42.7%	[196-459]	Gary Patterson	2006-09
4. 41.9%	[104-248]	Josh Mullins	2001-03
5. 41.6%	[126-303]	Austin Montgomery	2006-08

Three-Point Field Goal Percentage - Season

3FG%	3FG-A	Name	Years
1. 54.9%	[67-122]	Rodney Thomas	1996-97
2. 52.9%	[38-68]	Aldray Gibson	1986-87
3. 52.2%	[59-113]	Rodney Thomas	1998-99
4. 51.3%	[39-76]	Nick David	1996-97
5. 50.6%	[41-81]	Corky Card	1987-88
6. 49.0%	[75-153]	Chad Pate	1992-93
7. 48.4%	[46-95]	Eric Foster	1989-90
8. 46.6%	[96-206]	Carlos Knox	1997-98
9. 46.4%	[26-56]	Eric Foster	1988-89
10. 45.2%	[33-73]	Chad Pate	1991-92

Three-Point Field Goal Percentage - Div. I Season

3FG%	3FG-A	Name	Years
1. 52.2%	[59-113]	Rodney Thomas	1998-99
2. 45.0%	[77-171]	Josh Mullins	2002-03
3. 44.5%	[93-209]	Gary Patterson	2007-08
4. 43.3%	[84-194]	Bryan Buchanan	2001-02
5. 42.4%	[72-170]	Austin Montgomery	2007-08

Three-Point Field Goal Percentage - Game

3FG%	Game
1. 100%	[6-6] Todd Schabel, Wright St. (2-2-87)
2. 83.3%	[5-6] P.J. Hubert, Duquesne (12-18-10)
83.3%	[5-6] Matt Burks, Valparaiso (1-28-06)
83.3%	[5-6] Brandon Cole, Ball St. (12-11-04)
83.3%	[5-6] Josh Mullins, W. Illinois (1-25-03)
83.3%	[5-6] Josh Mullins, Valparaiso (1-23-03)
83.3%	[5-6] Nick David, Cars.-Newman (11-23-96)
83.3%	[5-6] Greg Wright, Anderson (2-11-89)
9. 80.0%	[4-5] 16 different times

Three-Point Field Goal Percentage - Div. I Game

3FG%	Game
1. 83.3%	[5-6] P.J. Hubert, Duquesne (12-18-10)
83.3%	[5-6] Matt Burks, Valparaiso (1-28-06)
83.3%	[5-6] Brandon Cole, Ball St. (12-11-04)
83.3%	[5-6] Josh Mullins, W. Illinois (1-25-03)
83.3%	[5-6] Josh Mullins, Valparaiso (1-23-03)

▶▶ Freshman Records

3Pt Field Goals Made in a Game: 13

Rodney Thomas vs. Wilberforce (2-24-97)

3Pt Field Goals Made in a Season: 67

Rodney Thomas - 1996-97

3Pt Field Goal Attempts in a Game: 19

Rodney Thomas vs. Wilberforce (2-24-97)

3Pt Field Goal Attempts in a Season: 122

Rodney Thomas - 1996-97

3Pt Field Goal Percentage in a Game: 83.3%

Nick David vs. Carson-Newman (11-23-96)

3Pt Field Goal Pct in a Season: 54.9%

Rodney Thomas - 1996-97

3Pt Field Goals Made in a Game (Div. I): 6

Sean Esposito vs. IU-East (11-25-09)

3Pt Field Goals Made in a Sea. (Div. I): 31

Alex Young - 2008-09

3Pt Field Goal Att. in a Game (Div. I): 8

four times

MR: Sean Esposito vs. IU-East (11-25-09)

3Pt Field Goal Att in a Season (Div. I): 110

Alex Young - 2008-09

3Pt Field Goal Pct. in a Game (Div. I): 83.3%

P.J. Hubert at Duquesne (12-18-10)

3Pt Field Goal Pct. in a Sea. (Div. I): 41.2%

George Hill - 2004-05

MISCELLANEOUS RECORDS

▷▷ Individual Records

Wins - Career (not kept until 1998)

W	Name	Years
1. 85	John Ashworth	2007-11
2. 81	Leroy Nobles	2007-11
3. 80	Jon Avery	2006-10
80	Billy Pettiford	2006-10
5. 75	Brandon Cole	2002-06
6. 74	Alex Young	2008-12
7. 70	David Barlow	2003-07
8. 67	Matt Crenshaw	2000-04
9. 65	Drew Conner	2003-08
10. 64	Christian Siakam	2008-12

Wins - Season (not kept until 1998)

W	Name	Year
1. 26	Jon Avery	2007-08
26	Drew Conner	2007-08
26	Austin Montgomery	2007-08
26	Gary Patterson	2007-08
26	Billy Pettiford	2007-08
6. 25	John Ashworth	2009-10
25	Jon Avery	2009-10
25	Robert Glenn	2009-10
25	Leroy Nobles	2009-10
25	Billy Pettiford	2009-10
25	Christian Siakam	2009-10
25	Alex Young	2009-10
25	John Ashworth	2007-08
25	George Hill	2007-08

Double Digit Scoring Gms. - Career (not kept until '01)

G	Name	Years
1. 111	Alex Young	2008-12
2. 76	George Hill	2004-08
3. 75	Leroy Nobles	2007-11
4. 71	Brandon Cole	2002-06
5. 57	Robert Glenn	2008-10
6. 56	Odell Bradley	2002-04
7. 49	Jon Avery	2006-10



Robert Glenn scored in double-digits 33 times as a senior during the 2009-10 season.



John Ashworth (above) is the program's career wins leader at the Division I level with 85 victories.

8. 49	Gary Patterson	2006-09
9. 47	Austin Montgomery	2006-08
10. 44	Akeem Clark	2003-05

Double Digit Scoring Gms. - Season (not kept until '01)

G	Name	Year
1. 33	Robert Glenn	2009-10
2. 32	Alex Young	2010-11
32	Alex Young	2009-10
32	George Hill	2007-08
5. 29	Alex Young	2011-12
6. 28	Odell Bradley	2003-04
28	Odell Bradley	2002-03
8. 27	Leroy Nobles	2010-11
27	Leroy Nobles	2009-10
10. 25	Austin Montgomery	2007-08
25	Brandon Cole	2005-06
25	George Hill	2005-06

20+ Scoring Gms. - Career (not kept until '01)

G	Name	Years
1. 51	Alex Young	2008-12
2. 40	George Hill	2004-08
3. 28	Odell Bradley	2002-04
4. 24	Robert Glenn	2008-10
5. 20	Leroy Nobles	2007-11
6. 19	Akeem Clark	2003-05
7. 17	Brandon Cole	2002-06

20+ Scoring Gms. - Season (not kept until '01)

G	Name	Year
1. 20	George Hill	2007-08
2. 19	Alex Young	2011-12
19	Odell Bradley	2003-04
4. 18	Robert Glenn	2009-10
5. 17	Alex Young	2010-11
17	George Hill	2005-06
7. 15	Leroy Nobles	2010-11
8. 14	Alex Young	2009-10
9. 12	Akeem Clark	2003-04
10. 10	Brandon Cole	2005-06

30+ Scoring Gms. - Career (not kept until '01)

G	Name	Years
1. 8	George Hill	2004-08
2. 4	Robert Glenn	2008-10
4	Odell Bradley	2002-04
4. 3	Alex Young	2008-11
3	Akeem Clark	2003-05
6. 2	Leroy Nobles	2007-11
2	Gary Patterson	2006-09
8. 1	Maushae Byles	2004-06
1	Austin Montgomery	2006-08

30+ Scoring Gms. - Season (not kept until '01)

G	Name	Year
1. 7	George Hill	2007-08
2. 4	Robert Glenn	2009-10
4	Odell Bradley	2003-04
4. 3	Alex Young	2011-12
5. 2	Leroy Nobles	2010-11
2	Alex Young	2010-11
2	Akeem Clark	2003-04
8. 1	seven different times	

Double-Doubles - Career (not kept until '01)

G	Name	Years
1. 15	George Hill	2004-08
2. 13	Odell Bradley	2002-04
3. 11	Brandon Cole	2002-06
4. 10	Josh Murray	2002-03
5. 9	Christian Siakam	2008-11
6. 7	Alex Young	2008-12
7	Robert Glenn	2008-10
8. 5	Billy Pettiford	2006-10
9. 4	Angelo Smith	2005-07
10. 3	Jon Avery	2006-10
3	Antoine Lewis	2001-03

Double-Doubles - Season (not kept until '01)

G	Name	Year
1. 12	Odell Bradley	2003-04
2. 10	Josh Murray	2002-03
3. 9	George Hill	2007-08
4. 6	Christian Siakam	2010-11
5. 6	Brandon Cole	2004-05



ANNUAL STATISTICAL LEADERS

Annual Scoring Average Leaders

Year	Name	Cl.	GP	Pts	PPG
1972-73	Charlie Battle	Fr.	25	344	13.8
1973-74	Bob Woodford	Fr.	26	406	16.3
1974-75	no data available				
1975-76	Dale Taylor	Fr.	27	477	17.7
1976-77	Julius Norman	Jr.	26	552	21.2
1977-78	Julius Norman	Sr.	27	436	16.1
1978-79	Kim King	Fr.	26	503	19.3
1979-80	Mike Herr	Jr.	30	395	13.2
1980-81	Ron Angevine	So.	26	417	16.0
1981-82	no data available				
1982-83	Ron Angevine	Sr.	25	435	17.4
1983-84	Aldray Gibson	Fr.	29	425	14.6
1984-85	Aldray Gibson	So.	33	604	18.3
1985-86	Aldray Gibson	Jr.	30	562	18.7
1986-87	Aldray Gibson	Sr.	32	863	27.0
1987-88	Jesse Bingham	Jr.	36	728	20.2
1988-89	Jesse Bingham	Sr.	37	788	21.3
1989-90	Greg Wright	Sr.	37	555	15.0
1990-91	James Vaughn	Jr.	32	555	17.3
1991-92	Chad Pate	Fr.	30	420	14.0
1992-93	Chad Pate	So.	29	629	21.7
1993-94	Lamar Morton	So.	26	425	16.3
1994-95	Carlos Knox	So.	29	825	28.4
1995-96	Carlos Knox	Jr.	29	927	32.0
1996-97	Anthony Winburn	Sr.	27	466	17.3
1997-98	Carlos Knox	Sr.	26	781	30.0
1998-99	Don Carlisle	So.	27	375	13.9
1999-00	Don Carlisle	Jr.	28	358	12.8
2000-01	Don Carlisle	Sr.	29	449	15.5
2001-02	Charles Price	Sr.	30	371	12.4
2002-03	Odell Bradley	Jr.	34	499	14.7
2003-04	Odell Bradley	Sr.	29	671	23.1
2004-05	Brandon Cole	Jr.	29	399	14.3
2005-06	George Hill	So.	29	548	18.9
2006-07	Austin Montgomery	Jr.	30	411	13.7
2007-08	George Hill	Jr.	32	688	21.5
2008-09	Robert Glenn	Jr.	30	417	13.9
2009-10	Robert Glenn	Sr.	36	714	19.8
2010-11	Alex Young	Jr.	33	649	19.7
2011-12	Alex Young	Sr.	32	653	20.4

Annual Rebounding Average Leaders

Year	Name	Cl.	GP	Reb	RPG
1972-73	C.J. Roach	Fr.	25	175	7.0
1973-74	Bruce Parker	So.	26	143	5.5
1974-75	no data available				
1975-76	Dale Taylor	Fr.	27	337	12.5
1976-77	Dale Taylor	So.	26	243	9.4
1977-78	Larry Forte	Sr.	28	183	6.5
1978-79	no data available				
1979-80	Mike Herr	Jr.	30	200	6.7
1980-81	Reggie Butler	Jr.	26	142	5.5
1981-82	no data available				
1982-83	Eric McKay	So.	25	132	5.3
1983-84	Kit Tramm	Jr.	31	217	7.0
1984-85	Eric McKay	Sr.	36	205	5.7
1985-86	Troy Fitts	Jr.	30	194	6.5
1986-87	Jeff Roach	Jr.	31	192	6.2
1987-88	Jesse Bingham	Jr.	36	232	6.4
1988-89	Jesse Bingham	Sr.	37	294	8.0
1989-90	Tony Long	Jr.	37	289	7.8
1990-91	Lance Madison	Jr.	32	144	4.5
1991-92	Greg Teepe	Sr.	31	186	6.0
1992-93	Michael Boles	Sr.	28	221	7.9
1993-94	Troy Terrilla	Jr.	25	137	5.5
1994-95	Carlos Knox	So.	29	168	5.8
1995-96	Anthony Winburn	Jr.	29	254	8.8
1996-97	Anthony Winburn	Sr.	27	199	7.4
1997-98	Marcus Overstreet	Sr.	26	185	7.1
1998-99	Don Carlisle	So.	27	200	7.4
1999-00	Don Carlisle	Jr.	28	202	7.2
2000-01	Don Carlisle	Sr.	29	256	8.5
2001-02	Charles Price	Sr.	30	218	7.3
2002-03	Josh Murray	Sr.	31	243	7.8
2003-04	Odell Bradley	Sr.	29	247	8.5
2004-05	Brandon Cole	Jr.	28	197	7.0
2005-06	Brandon Cole	Sr.	29	203	7.0
2006-07	Angelo Smith	Sr.	30	166	5.5
2007-08	George Hill	Jr.	32	216	6.8
2008-09	Jon Avery	Jr.	29	171	5.9
2009-10	Robert Glenn	Sr.	36	240	6.7
2010-11	Christian Siakam	Sr.	33	227	6.9
2011-12	Alex Young	Sr.	32	189	5.9

Annual Assist Average Leaders

Year	Name	Cl.	GP	Reb	RPG
1983-84	Scott Fath	Fr.	25	77	3.1
1984-85	Mike Landis	So.	35	129	3.7
1985-86	Scott Fath	Jr.	30	106	3.5
1986-87	Scott Fath	Sr.	33	183	5.6
1987-88	Martin Reedus	So.	35	97	2.8
1988-89	Martin Reedus	Jr.	37	160	4.3
1989-90	Greg Simmons	Jr.	37	194	5.2
1990-91	Vern Trabue	Sr.	32	100	3.1
1991-92	Chad Pate	Fr.	30	106	3.5
1992-93	Chad Pate	So.	29	105	3.6
1993-94	Mike Archer	Sr.	26	102	3.9

1994-95	Brady Adkins	Jr.	29	132	4.6
1995-96	Brady Adkins	Sr.	25	152	5.2
1996-97	J.T. Reese	Jr.	27	82	3.0
1997-98	Carlos Knox	Sr.	26	93	3.6
1998-99	Taj Hawkins	Fr.	27	71	2.6
1999-00	Jermaine Gardner	Sr.	27	79	2.9
2000-01	Taj Hawkins	Jr.	29	65	2.2
2001-02	Matt Crenshaw	So.	30	138	4.6
2002-03	Matt Crenshaw	Jr.	33	140	4.2
2003-04	Matt Crenshaw	Sr.	32	180	5.6
2004-05	Johnny Miller	Sr.	29	121	4.2
2005-06	George Hill	So.	29	105	3.6
2006-07	David Barlow	Sr.	30	104	3.5
2007-08	George Hill	Jr.	32	137	4.3
2008-09	Billy Pettiford	Jr.	30	74	2.5
2009-10	John Ashworth	Jr.	36	166	4.6
2010-11	John Ashworth	Sr.	33	96	2.9
2011-12	Stephen Thomas	Sr.	31	108	3.5

* assists not recognized as an official NCAA stat until the 1983-84 season

Annual Steals Average Leaders*

Year	Name	Cl.	GP	Stl	SPG
1985-86	Aldray Gibson	Jr.	30	46	1.53
1986-87	Aldray Gibson	Jr.	32	73	2.28
1987-88	Jesse Bingham	Jr.	36	57	1.58
1988-89	Todd Schabel	Sr.	37	68	1.84
1989-90	Greg Simmons	Jr.	37	62	1.68
1990-91	James Vaughn	Jr.	32	42	1.31
	Lance Madison	Jr.	32	42	1.31
1991-92	Chad Pate	Fr.	30	38	1.27
1992-93	Chad Pate	So.	29	45	1.55
1993-94	Mike Archer	Sr.	26	73	2.81
1994-95	Brady Adkins	Jr.	29	70	2.41
1995-96	Carlos Knox	Jr.	29	71	2.45
1996-97	Anthony Winburn	Sr.	27	41	1.52
1997-98	Carlos Knox	Sr.	26	63	2.42
1998-99	Derek Williams	Jr.	27	53	1.96
1999-00	Don Carlisle	Jr.	28	43	1.54
2000-01	Don Carlisle	Sr.	29	46	1.59
2001-02	Matt Crenshaw	So.	30	45	1.50
2002-03	Josh Murray	Sr.	31	50	1.61
2003-04	Matt Crenshaw	Sr.	31	42	1.35
2004-05	Johnny Miller	Sr.	29	45	1.55
2005-06	George Hill	So.	29	49	1.69
2006-07	David Barlow	Sr.	30	52	1.73
2007-08	George Hill	Jr.	32	57	1.78
2008-09	Gary Patterson	Sr.	25	29	1.16
2009-10	Billy Pettiford	Sr.	35	77	2.20
2010-11	Alex Young	Jr.	33	45	1.36
2011-12	Alex Young	Sr.	32	50	1.56

* steals not recognized as an official NCAA stat until 1985-86

Annual Blocks Average Leaders*

Year	Name	Cl.	GP	Blk	BPG
1985-86	Pete Adams	So.	27	7	0.26
1986-87	Jeff Roach	Jr.	31	12	0.39
1987-88	Chris Riley	Jr.	35	12	0.34
1988-89	Marcus Fisher	So.	36	41	1.14
1989-90	Phil Carmichael	Sr.	37	24	0.65
1990-91	Greg Simmons	Sr.	19	14	0.74
1991-92	Troy Terrill	Jr.	25	11	0.44
1992-93	Mike Eddy	So.	27	12	0.44
1993-94	Mike Eddy	Jr.	27	15	0.55
1994-95	Darrin Bowling	Sr.	29	29	1.00
1995-96	Anthony Winburn	Jr.	29	39	1.34
1996-97	David Dickey	Jr.	27	39	1.44
1997-98	Charles Price	Fr.	26	31	1.19
1998-99	Don Carlisle	So.	27	17	0.63
1999-00	Charles Price	So.	28	38	1.36
2000-01	Charles Price	Jr.	28	58	2.07
2001-02	Charles Price	Sr.	30	38	1.27
2002-03	Josh Murray	Sr.	31	12	0.39
2003-04	James Booey	Jr.	26	28	1.08
2004-05	James Booey	Sr.	29	36	1.24
2005-06	Angelo Smith	Jr.	28	33	1.18
2006-07	Angelo Smith	Sr.	30	38	1.27
2007-08	Billy Pettiford	So.	33	21	0.64
2008-09	Robert Glenn	Jr.	30	50	1.67
2009-10	Robert Glenn	Sr.	36	50	1.39
2010-11	Alex Young	Jr.	33	26	0.79
	Christian Siakam	Jr.	33	26	0.79
2011-12	Alex Young	Sr.	32	32	1.00

* blocks not recognized as an official NCAA stat until 1985-86

Annual Field Goal Pct. Leaders

Year	Name	Cl.	GP	FG-A	Pct
1972-73	Kim Lease	Fr.	25	67-124	54.0
1973-74	Bruce Parker	So.	26	90-172	52.3
1974-75	Austris Purvlicis	Fr.	25	179-356	50.3
1975-76	Dale Taylor	Fr.	27	209-413	50.6
1976-77	Julius Norman	Jr.	26	244-503	48.5
1977-78	Julius Norman	Sr.	27	181-332	54.5
1978-79	no data available				
1979-80	Lawrence Gross	n/a	30	73-136	53.7
1980-81	Kim King	Jr.	26	104-188	55.3
1981-82	no data available				
1982-83	Eric McKay	So.	25	127-244	52.0
1983-84	Eric McKay	Jr.	32	173-322	53.7
1984-85	Eric McKay	Sr.	36	196-357	54.9

1985-86	Aldray Gibson	Jr.	30	256-489	52.4
1986-87	Aldray Gibson	Sr.	32	355-619	57.4
1987-88	Jeff Roach	Sr.	36	211-362	58.3
1988-89	Jesse Bingham	Sr.	37	310-590	52.5
1989-90	Tony Long	Jr.	37	114-183	62.3
1990-91	Greg Teepe	Jr.	31	118-221	53.4
1991-92	Greg Teepe	Sr.	31	140-274	51.1
1992-93	Michael Boles	Sr.	28	139-226	61.5
1993-94	Jared Lux	So.	27	144-220	65.5
1994-95	Jared Lux	Jr.	29	161-286	56.3
1995-96	Anthony Winburn	Jr.	29	165-298	55.4
1996-97	Anthony Winburn	Sr.	27	185-333	55.6
1997-98	Marcus Overstreet	Sr.	26	92-159	57.9
1998-99	Derek Williams	Jr.	27	129-190	48.4
1999-00	Charles Price	So.	28	107-241	44.4
2000-01	Charles Price	Jr.	28	135-277	48.7
2001-02	D.A. Harvey	Jr.	30	82-131	62.6
2002-03	Josh Murray	Sr.	31	146-260	56.2
2003-04	Matt Crenshaw	Sr.	32	125-218	57.3
2004-05	Johnny Miller	Sr.	29	111-210	52.9
2005-06	George Hill	So.	29	175-338	51.8
2006-07	Angelo Smith	Sr.	30	88-194	45.4
2007-08	Jon Avery	So.	33	149-236	63.1
2008-09	Jon Avery	Jr.	29	114-168	67.9
2009-10	Jon Avery	Sr.	36	124-199	62.3
2010-11	Christian Siakam	Jr.	33	134-213	62.9



ALL-AMERICANS / ACCOLADES




George Hill ▷ 2007-08
AP All-American - Honorable Mention




Odell Bradley ▷ 2003-04
AP All-American - Honorable Mention



Chad Pate ▷ 1992-93
NAIA All-American - 3rd Team



Carlos Knox
1997-98
Division II - 1st Team



Martin Reedus ▷ 1989-90
NAIA All-American - Honorable Mention



Jesse Bingham ▷ 1989-90
NAIA All-American - Honorable Mention



Aldray Gibson ▷ 1986-87
NAIA All-American - 2nd Team

Carlos Knox
1996-97
Division II - 1st Team

Carlos Knox
1995-96
Division II (NABC) - 1st Team

NABC All-District
2011-12: Alex Young (1st)
2010-11: Alex Young (1st)
2009-10: Robert Glenn (1st)

Summit League Player of the Year
2007-08: George Hill
2003-04: Odell Bradley

Summit League Def. Player of the Year
2003-04: Matt Crenshaw

Summit Sixth Man of the Year
2009-10: Jon Avery
2005-06: Maushae Byles

Summit Newcomer of the Year
2008-09: Robert Glenn
2006-07: Austin Montgomery

Summit Coach of the Year
2005-06: Ron Hunter
2002-03: Ron Hunter

First Team All Mid-Con/Summit
2011-12: Alex Young
2010-11: Leroy Nobles, Alex Young
2009-10: Robert Glenn, Alex Young
2007-08: George Hill
2005-06: Brandon Cole, George Hill
2003-04: Odell Bradley
2002-03: Josh Murray
2000-01: Don Carlisle

Second Team All Mid-Con/Summit
2008-09: Robert Glenn
2007-08: Gary Patterson
2006-07: Austin Montgomery
2002-03: Odell Bradley, Josh Mullins
1999-00: Don Carlisle
1998-99: Don Carlisle

HM All Mid-Con/Summit
2007-08: Austin Montgomery
2006-07: David Barlow
2003-04: Akeem Clark, Matt Crenshaw
2001-02: Antoine Lewis, Charles Price

Mid-Con/Summit All-Newcomer Team
2011-12: Ian Chiles
2010-11: Stephen Thomas
2008-09: Robert Glenn
2006-07: Austin Montgomery, Gary Patterson
2004-05: George Hill
2003-04: Akeem Clark
2002-03: Odell Bradley, Josh Murray

2001-02: Antoine Lewis
2000-01: Sylvester Allen
1998-99: Don Carlisle

Summit Commissioner's List of Academic Excellence
2011-12: P.J. Hubert, Nick Kitcoff
2010-11: John Ashworth, Nick DeSchepper, Nick Kitcoff
2009-10: John Ashworth
2008-09: John Ashworth
2005-06: David Barlow, Troy Shanks

Academic All Mid-Con/Summit League
2011-12: Marcellus Barksdale, Sean Esposito, Lyonell Gaines, P.J. Hubert, Nick Kitcoff, Mitchell Patton
2010-11: John Ashworth, Nick DeSchepper, P.J. Hubert, Nick Kitcoff, Leroy Nobles
2009-10: John Ashworth, Nick DeSchepper, Zach Litteral, Billy Pettiford
2008-09: John Ashworth, Gary Patterson, Christian Siakam, Jason Smeathers
2007-08: John Ashworth, Jon Avery, Drew Conner, Adrian Moss, Leroy Nobles, Gary Patterson
2006-07: Drew Conner, Bill Van Senus
2005-06: David Barlow, George Hill, Chris Scott, Bill Van Senus
2004-05: David Barlow
2003-04: Ryan Osborn
2002-03: Herbert Lambert, Ryan Osborn
2001-02: Herbert Lambert
2000-01: Herbert Lambert

Mid-Con/Summit All-Tournament Team
2011: Leroy Nobles
2010: Robert Glenn, Alex Young
2008: George Hill
2006: George Hill
2004: Odell Bradley (MVP)
2003: Josh Mullins, Josh Murray (MVP)
2002: Charles Price

Mid-Con/Summit Player of the Week
Dec. 26, 2011: Alex Young
Dec. 12, 2011: Alex Young
Feb. 7, 2011: Alex Young
Dec. 12, 2010: Alex Young
Feb. 22, 2010: Robert Glenn
Feb. 15, 2010: Robert Glenn
Feb. 1, 2010: Robert Glenn
Dec. 21, 2009: Robert Glenn
Dec. 7, 2009: Robert Glenn
Nov. 16, 2009: Robert Glenn
Feb. 2, 2009: Robert Glenn
Feb. 11, 2008: George Hill
Feb. 4, 2008: Gary Patterson
Jan. 20, 2008: George Hill
Jan. 7, 2008: George Hill
Dec. 3, 2007: George Hill

Feb. 26, 2007: Gary Patterson
Dec. 18, 2006: David Barlow
Feb. 12, 2006: Brandon Cole
Jan. 30, 2006: George Hill
Jan. 2, 2006: George Hill
Dec. 27, 2004: Akeem Clark
Dec. 6, 2004: Brandon Cole
Feb. 9, 2004: Odell Bradley
Jan. 26, 2004: Odell Bradley
Dec. 29, 2003: Akeem Clark
Dec. 22, 2003: Odell Bradley
Dec. 8, 2003: Odell Bradley
Feb. 17, 2003: Josh Murray
Dec. 23, 2002: Chris Sanders
Nov. 19, 2001: Bryan Buchanan
Feb. 8, 1999: Mo Witherspoon
Jan. 25, 1999: Don Carlisle
Dec. 21, 1998: Matt Hermes

Mid-Con/Summit SA of the Month
Dec. 2003: Odell Bradley
Dec. 2000: Don Carlisle

CollegInsider.com Mid-Con MVP
2006: Brandon Cole

CollegInsider.com Mid-Con C.O.Y.
2006: Ron Hunter

CollegInsider.com Mid-Major All-American
2009-10: Robert Glenn (2nd)
2007-08: George Hill (HM)

CollegeHoops.net Mid-Major All-American
2009-10: Robert Glenn (2nd)
Alex Young (2nd)
George Hill (2nd)
2007-08: George Hill (2nd)

CollegInsider.com Defensive All-American
2009-10: Billy Pettiford

CollegInsider.com Freshman MM All-American
2009-10: Alex Young

CollegeHoops.net All-Unsung Team
2004: Odell Bradley

NABC Honors Court
2011-12: Nick Kitcoff

Chi Alpha Sigma National Honor Society
2000-01: Herbert Lambert

College All-America Scholars
2002-03: Herbert Lambert



Leroy Nobles
2010-11



Alex Young
2009-10, '10-11 & '11-12



Robert Glenn
2009-10



George Hill
2005-06 & 2007-08



Brandon Cole
2005-06



Odell Bradley
2003-04



Josh Murray
2002-03



Don Carlisle
2000-01



IUPUI HALL OF FAME

The IUPUI Intercollegiate Athletics Hall of Fame was established in 1993 by the IUPUI Letterman's Club (now Jaguars Letter Club) in cooperation with the IUPUI Athletics Department, the IU and Purdue Alumni Associations and the IUPUI Metro Athletic Club (now Jaguars Athletics Club).

The Hall of Fame recognizes and honors those individuals who have made exceptional contributions to the achievements and prestige of IUPUI in the field of athletics and who have continued to demonstrate in their lives the values imparted by intercollegiate athletics.

The IUPUI Jaguars Letter Club was founded in 1993 by the IUPUI Office of Alumni Relations. The purpose of the club is to unite former student-athletes, coaches, athletic trainers and managers in support of the IUPUI athletic program.

Through 2012, the IUPUI Hall of Fame includes 53 individuals and one team.

IUPUI Hall of Fame Members

1994 Inductees (Charter Members)

Michael Carroll - Founder of Metro Ath. Club
 Judy Cummings - Softball/Women's Basketball
 Aldray Gibson - Men's Basketball
 P. Nicholas Kellum - Ath. Director/Softball
 C.J. Roach - Men's Basketball/Tennis

1995 Inductees

Trudy Bernath - Softball
 Mel Garland - Ath. Director/Men's Basketball

1996 Inductees

Tony Kwiatkowski - Men's Soccer
 Vicky Levensky - Softball
 Bob Lovell - Ath. Director/Men's Basketball

1997 Inductees

Kelly Fitzgerald Cobb - Women's Basketball
 Cindy Reese - Softball

1998 Inductees

Jesse Bingham - Men's Basketball
 Karen Knox - Softball
 Jeff Vessely - Meritorious

1999 Inductees

Marcy Bixler - Volleyball
 Chris Nichols - Softball/Women's Basketball
 Hugh Wolf - Athletic Director

2000 Inductees

George Adams - Men's Tennis
 Sheryl Burris McGlinsey - Softball
 Tom Davis - Baseball

2001 Inductees

Mary "Muffy" Murphy - Women's Basketball/Softball
 Julie Rotramel Meeks - Women's Basketball

2002 Inductees

Jared Lux - Men's Basketball
 Owen B. "Bud" Melton, Jr. - Meritorious/MBB

2004 Inductees

Carlos Knox - Men's Basketball
 Paulette Martin - Women's Basketball

2005 Inductee

Cory Pepperworth-Rainbolt - Volleyball

2006 Inductees

Ariane Mongeau - Women's Swimming
 Thies Hermann - Men's Soccer

2007 Inductees

Nichole Ellis - Women's Swimming
 Armando Femia - Men's Soccer
 Karrie Reising - Women's Soccer
 Greg Wright - Men's Basketball

2008 Inductees

Natalie Bednar - Women's Tennis
 Ben Higginbotham - Men's Soccer
 Tiffany Kyser - Women's Basketball

2009 Inductees

Wendy Castor - Softball
 Lyndsey Emerson - Women's Cross Country
 Rebekah Pallikan - Volleyball
 Andrew Wheeler - Men's Swimming

2010 Inductees

1972 Men's Basketball Team
 Matt Crenshaw - Men's Basketball
 Michelle Cunningham - Women's Tennis
 Adam Darrow - Men's Golf
 Kim King - Men's Basketball

2011 Inductees

A.J. Parks - Men's Swimming
 Luke Recker - Men's Tennis
 Drew Shafer - Men's Golf
 Mallory Stemle - Women's Tennis
 Bob Woodford - Men's Basketball

2012 Inductees

Bill Kulsrud - Meritorious
 Martin Reedus - Men's Basketball
 Justin Wenger - Men's Golf

2013 Inductees

Don Carlisle - Men's Basketball
 Vangel Nacovski - Men's Soccer
 Dr. Arthur Rettig - Meritorious
 Brad Wheeler - Men's Cross Country



Former IUPUI basketball standout Martin Reedus (1987-90) earned his Hall of Fame spot after his three-year career saw him total 1,123 points, 469 rebounds and 399 assists. He remains third on IUPUI's all-time list in assists and 14th in career rebounds. His 160 assists his junior year still rank as the fifth-highest single-season total in school history and the 6-foot-1 guard earned Honorable Mention All-America honors following his senior season after averaging 14.7 points per game to go along with his team-high 5.7 rebounds and 3.8 assists per game. His senior season he helped the Metros to a 23-14 record and a spot in the NAIA National Tournament after winning the District 21 title. During Reedus' three seasons in an IUPUI uniform, the Metros won 60 percent of their games and he missed just one contest in his three years.


The Indianapolis-native also ranks among IUPUI's career leaders in field goal percentage (54.4 percent) and steals (153). He became the 14th member of the IUPUI Hall of Fame tied to the men's basketball program.



Current assistant coach and former IUPUI standout Don Carlisle is among four individuals selected for the 2013 Hall of Fame induction. Join us on Friday, Feb. 1, 2013 as Carlisle, Vangel Nacovski (men's soccer), Dr. Arthur Rettig (meritorious) and Brad Wheeler (men's cross country) are inducted in the Class of 2013.

The event will be held at the JW Marriott in downtown Indianapolis and those wishing to attend should contact Sharon Holland at shollan@iupui.edu or 317-274-4555.

PLAYERS IN THE PROS



George Hill

Drafted by the San Antonio Spurs (08)
Currently with Indiana Pacers



Odell Bradley

Southeast Texas Mavericks (ABA)



Don Carlisle

Trembley (France)



Leroy Nobles

Pieno Zvaigzdes (Lithuania)



Robert Glenn

Soles Mexicali (Mexico)



James Booyer

Gary Splash (IBA)



Josh Murray

Thames Valley (England)



Carlos Knox

Originally in Indiana Pacers camp
Played overseas for 6 years



George Hill (second from right) was joined by Matt Whinrey, Matt Crenshaw, Todd Howard and Carlos Knox at his introductory press conference with the Indiana Pacers.



PLAYERS IN THE PROS



Akeem Clark
Halifax (CBL)
Iceland




Jon Avery
Washington Generals



Petar Macura
Solin (Croatia)



Austin Montgomery
Paysandu (Uruguay)




D.A. Harvey
Kentucky Colonels (ABA)




David Barlow
Indiana Drive (ABA)




Angelo Smith
Indiana Drive (ABA)




Josh Mullins
Kentucky Colonels (ABA)




Matt Crenshaw
Slovakia



Anthony Winburn
Originally signed in Finland



Charles Price
Asker (Norway)



Derek Williams
Asker (Norway)