

PSAC WEST CHAMPIONS

1964 | 1965 | 1984 | 1985 | 1986 | 1987 | 1988
1990 | 1991 | 1992 | 1993 | 1994 | 1996 | 2000
2001 | 2002 | 2003 | 2004 | 2006 | 2012 | 2015

NCAA PLAYOFF APPEARANCES

1987 | 1988 | 1989 | 1990 | 1991 | 1993
1994 | 1996 | 1998 | 1999 | 2000 | 2001
2002 | 2007 | 2012 | 2015 | 2016



2016 FOOTBALL

CONNECT

- @IUPfootball
- @IUPCrimsonHawk
- /IUPCrimsonHawks
- @IUPCrimsonHawk

GAME 11 at FAIRMONT STATE
Super Region One - First Round
November 19, 2016
12:00 PM
Fairmont, W.Va.
Duvall-Rosier Field

2016 SCHEDULES

#5 IUP (9-1, 6-1 PSAC West)

DATE	RANK	OPPONENT	RESULT/TIME
SEPTEMBER			
10	10/14	at East Stroudsburg	W 73-42
17	9/13	at Cheyney	W 55-0
24	9/12	at Edinboro *	W 56-28
OCTOBER			
1	8/10	Seton Hill *	W 47-39
8	6/9	at 15/16 California *	L 31-28
15	13/13	16/22 Slippery Rock *	W 48-19
22	13/13	Clarion *	W 42-17
29	12/12	at Gannon *	W 48-3
NOVEMBER			
5	11/11	Mercyhurst *	W 31-20
12	11/11	Bloomsburg	W 42-13
19	11/10	at 18/24 Fairmont St.	12 PM

#4 Fairmont State (10-1, 9-1 MEC)

DATE	RANK	OPPONENT	RESULT/TIME
SEPTEMBER			
3	NR/NR	at West Virginia St.*	W 30-20
10	NR/NR	Concord *	W 28-0
15	NR/NR	at West Liberty *	W 21-20
22	NR/NR	at Alderson Broaddus	W 16-3
OCTOBER			
1	NR/NR	Urbana *	W 48-14
8	NR/NR	at WV Wesleyan *	W 31-17
13	NR/NR	Charleston *	W 21-13
22	23/25	at UVA-Wise *	W 58-3
27	20/22	Notre Dame (Ohio) *	W 23-19
NOVEMBER			
5	17/21	at 3/4 Shepherd *	L 27-17
10	22/NR	Glenville St. *	W 37-30
19	18/24	11/10 IUP	12 PM


WHAT'S INSIDE

- Game Information.....1
- Game Storylines.....1
- 2016 IUP Schedule.....1
- IUP Football Quick Facts.....2
- AFCA / D2Football Polls.....3
- IUP's Record Breakdown.....4
- Career Games Played/Started.....5
- IUP Head Coach Curt Cignetti.....8
- IUP/Opponents Series Information.....9
- PSAC Standings.....9
- IUP Depth Chart.....10
- IUP Pronunciations.....10
- Game-by-Game Starters.....11
- The Last Time It Happened.....12
- 100/300 Yard Milestones.....12
- IUP Records.....13
- 20-Yard Plays/Breakdown.....14
- IUP Scoring Drives.....15
- IUP Roster.....16-17
- 2016 IUP Statistics.....18-24

BREAKDOWN


#5 IUP Crimson Hawks

RECORD 9-1, 6-1 PSAC West
RANKING #11 in AFCA Coaches
#10 in D2Football Media
LAST GAME Nov. 12 defeated
Bloomsburg, 42-13
HEAD COACH Curt Cignetti
CAREER RECORD 52-16 / 6th year
IUP RECORD 52-16 / 6th year
CIGNETTI vs. FSU 0-0
IUP vs. FSU 5-2-1



#4 Fairmont State Falcons

RECORD 10-1, 9-0 MEC
RANKING #18 in AFCA Coaches
#24 in D2Football Media
LAST GAME Nov. 12 defeated
Glenville State, 37-30
HEAD COACH Jason Woodman
CAREER RECORD 22-19 / 4th year
BU RECORD 22-19 / 4th year
vs. IUP 0-0
vs. Cignetti 0-0



THE GAME

The 11th-ranked Crimson Hawks kick off the postseason this weekend as they travel to West Virginia to take on Fairmont State. The opening kick is set for 12:00 p.m. at Duval-Rosier Field. IUP enters as the fifth seed in Super Region One, ending the season with a 9-1 record after a 42-13 win over Bloomsburg last week. Fairmont State finished second in the Mountain East Conference with a 10-1 record to earn the program's first ever playoff appearance. The Falcons enter the postseason as the fourth seed in the region, securing a first round home game.

The game will be broadcast on WQMU 92.5 FM with the voice of IUP Athletics, Jack Benedict, calling the action. You can also listen on u92radio.com and on the u92radio app on your smartphone.

HOW TO FOLLOW

WQMU 92.5 FM/U92radio.com
Jack Benedict, play-by-play
Ab Dettorre, analyst
Greg Drahuschak, sideline

**pregame show begins
30 minutes prior to kickoff*

**WV MetroNews/
wvmetronews.com**
Travis Jones, play-by-play
Rasheed Marshall, analyst

Live Stats
Live stats provided by the NCAA:
Link TBA; check IUPathletics.com

Twitter
@IUPfootball
@IUPCrimsonHawk

STORYLINES

- This first round matchup features a program that is making its 17th all-time playoff appearance (IUP) against a program that is making its first (Fairmont)
- Fairmont State is IUP's third ranked opponent of the year, losing on the road to #15 Cal 31-28 and defeating #16 Slippery Rock 48-19 at home
- This game marks the second straight behind center for So. QB Mike Pietropola, stepping in for injured R-So. QB Lenny Williams, Jr.; Pietropola totaled 149 yards and two touchdowns in his first career start last week against Bloomsburg

- IUP boasts one of the top offenses in the nation (47.0 ppg), led by a rushing game that averages 278.5 yards per contest; IUP has rushed for more than 200 yards eight time, including three games over 300 and one more over 400
- The Fairmont defense is seventh in the nation giving up 15.1 points per game, allowing 30 or more points just once all year; the Falcons gave up 100 rushing yards six times, with a high of 130 (Urbana)
- Fairmont has a +12 turnover margin, picking off 21 passes while recovering nine fumbles (14 forced)

- Fairmont has 38 sacks this year, including 12.0 from Quincy Redmon; IUP has given up just 13 in 10 games this season
- IUP has scored 292 of its 470 points in the first half of games, an average of 29.2 points scored before halftime; Fairmont has allowed just 166 points all season
- IUP HC Curt Cignetti is 2-1 in games against MEC teams, including a 47-21 win at Charleston in last year's first round
- IUP is 24-10 under Cignetti in road games, including a 2-2 record traveling for NCAA playoff games

QUICK FACTS

Location	Indiana, Pa.
Enrollment	13,114
Founded	1875
Athletics Affiliation	NCAA Division II
Conference	PSAC (West)
Colors	Crimson & Gray
Nickname	Crimson Hawks
President	Dr. Michael Driscoll
Athletic Director	Steve Roach
Stadium	Frank Cignetti Field at George P. Miller Stadium
Capacity	6,000

SPORTS INFORMATION

Sports Information Director	Ryan Rebholz
Office Phone	724-357-2747
Email	rrebholz@iup.edu

FOOTBALL HISTORY

First Year of Football (Modern Year)	1927
Last Playoff Appearance	2016
All-Time Record (Pct)	546-265-23 (.668)
Division II Playoff Appearances	17
Division II National Semifinal Appearances	6
Division II Championship Appearances	2
All-Time Division II Playoff Record	19-16

COACHING STAFF

Head Coach	Curt Cignetti
Alma Mater	West Virginia, 1982
IUP Record (Years)	52-16 (six)
Offensive Coordinator	Marty Higgins
Alma Mater	South Dakota St., 1982
Defensive Coordinator	Paul Tortorella
Alma Mater	Slippery Rock, 1985
Football Office	724-357-2780

TEAM INFORMATION

2015 Overall Record	9-3
2015 PSAC Record/West Finish	6-1/t-1st
Final Ranking (AFCA/D2Football)	19/19
Offensive Starters Returning/Lost	10/2
Defensive Starters Returning/Lost	7/4
Specialists Starters Returning/Lost	2/0

COACHING ASSIGNMENTS

Curt Cignetti - Head Coach	Sideline
Paul Tortorella - Def. Coord./Safties	Sideline
Jim Smith - Linebackers/Spec. Teams	Sideline
Mike Campolo - Offensive Line	Sideline
Mike Shanahan - Wide Receivers	Sideline
Anthony Leonard - Defensive Line	Sideline
Luke Barker - Running Backs	Sideline
Marty Higgins - Off. Coord./QBs	Booth
Johnny Franco - Cornerbacks	Booth
John Pettina - Volunteer Asst.	Booth

NOTEBOOK

IUP IS MAKING IT'S 17TH ALL-TIME PLAYOFF APPEARANCE

2016 marks the 17th NCAA Division II playoff appearance for IUP, including it's second straight and third under HC Curt Cignetti. The Crimson Hawks advanced to the second round of last year's expanded (seven teams) playoff, and were Super Region One Finalists back in 2012. IUP has six appearances in the national semifinals (1989-91, 1993-94, 99) and played for the national championship in 1990 and 1993.

CRIMSON HAWKS STEADY AT #11 IN BOTH THE COACHES AND MEDIA POLLS

IUP heads into the postseason ranked 11th in both the AFCA and D2Football.com Top 25 polls. It's the first time since 2012 that the Crimson Hawks are ranked in both polls at the conclusion of the regular season. IUP's highest ranking in each poll this year is No. 6 (coaches) and No. 9 (media).

IUP IS TOP 10 ALL-TIME IN DIVISION II PLAYOFF APPEARANCES AND WINS

The 17 all-time playoff appearances for IUP is tied for sixth all-time in Division II, while the program's 19 all-time playoff victories are tied for seventh in Division II history. IUP's 19-15 playoff record has mainly come under two coaches - Cignetti has won three while his father, Frank Cignetti, guided the then-Indians to a 15-13 record in 13 playoff appearances.

Most Appearances

1. North Alabama	21
NW Missouri State	21
3. UC Davis	18
Pittsburg State	18
Grand Valley State	18
6. IUP	17
North Dakota State	17

Most Victories

1. NW Missouri State	43
2. Grand Valley State	34
3. North Alabama	32
4. North Dakota State	30
5. Pittsburg State	25
6. Valdosta State	22
7. IUP	19

CURT CIGNETTI IS 4-2 IN NCAA PLAYOFF AND PSAC CHAMPIONSHIP GAMES AGAINST RANKED TEAMS

Cignetti has a 7-9 overall record against top 25 teams, but is 4-2 against ranked opponents in the NCAA playoffs or in the PSAC Championship game. IUP is 5-3 under Cignetti in games when the Crimson Hawks are also ranked, including a split of their two such games this year against #15 Cal and #16 Slippery Rock.

Year	Opponent	Coaches	Media	IUP Ranks	Result
2016	Slippery Rock	16	22	13/13	W 48-19
2016	at California [Pa.]	15	16	6/9	L 31-28
2015	at Shepherd *	5	7	RV/NR	L 17-13
2015	at Charleston *	15	20	RV/NR	W 47-21
2015	at Slippery Rock	15	15	RV/NR	L 40-39
2014	West Chester	17	11	NR/NR	L 28-17
2014	at California [Pa.]	RV	25	NR/NR	L 21-13
2013	California [Pa.]	NR	25	7/8	W 20-7
2012	at Winston-Salem St. *	2	3	11/12	L 21-17
2012	at New Haven *	3	4	11/12	W 17-14
2012	Shepherd *	25	NR	11/12	W 27-17
2012	Shippensburg \$	7	11	14/15	W 41-10
2012	at California [Pa.]	6	6	14/21	L 26-24
2011	California [Pa.]	24	21	NR/NR	L 28-10
2011	Edinboro	18	23	NR/NR	W 19-0
2011	Bloomsburg	8	11	NR/NR	L 20-13

* NCAA Playoffs; \$ PSAC Championship

CRIMSON HAWKS OFFENSE IS ON AN HISTORICAL PACE

The IUP offense has shown dramatic improvement in year two of its spread system. The Crimson Hawks are currently on pace to break or threaten several program records, and rank in the top 11 in Division II in three major offensive categories - scoring (fourth), rushing (fourth) and total offense (11th). IUP has scored 42 or more points in eight of its 10 games and has 585 yards or more of total offense three times.

Category	2016	Record	Year
Rush Yds/Game	278.5	293.6	2015
Rushing TDs	40	44	1991
Pass Yds/Game	224.0	272.1	1992
Passing TDs	18	40	2002
Passing Efficiency	187.5	154.0	2004 [since '03]
Total Yds/Game	502.5	445.2	1991
Points/Game	47.0	38.7	1990

“SPLASH PLAYS” FOR OFFENSE INCREASING IN 2016

IUP has 64 plays of 20 yards or more through 10 games, an average of 6.4 per game and one for every 10.9 plays. The Crimson Hawks have 16 plays of 50 yards or more, with eight of those coming in the last four games. **Jr. WR Walt Pegues** has 13 20-yard receptions and **Fr. RB Samir Bullock** has eight 20-yard rushes.

IUP LEADS THE NATION IN TURNOVER MARGIN

The Crimson Hawks have used a ball control offense and a ball-hawking defense to tie for the Division II lead with a +1.90 [+19] turnover margin. IUP has given the ball up a total of 10 times while taking it away 29 times [23 interceptions, six fumbles] this season.

IUP IS 41-8 UNDER CURT CIGNETTI WHEN A PLAYER RUSHES FOR 100 YARDS

Cignetti has a 41-8 record when an IUP player rushes for at least 100 yards in a game, including an 8-1 mark this year. **Fr. RB Samir Bullock** leads the team with five 100-yard games and is one of five players on the current roster - and 11 players during the Cignetti era - to go over the century mark in a game. Cignetti is also 7-0 when at least two players top the 100-yard mark.

IUP'S 100-YARD RUSHERS

Name	Career	2016	High	Opponent
Lenny Williams, QB	9	3	205	at Seton Hill [2015]
Chris Temple, RB	9	3	255	California [2015]
Luigi Lista-Brinza, RB	6	0	164	at Mercyhurst [2015]
Samir Bullock, RB	5	5	162	Seton Hill [2016]
Drew Harris, RB	1	0	109	Lock Haven [2015]

IUP RANKS FOURTH IN NATION WITH 278.5 RUSHING YARDS PER GAME, 40 RUSHING TOUCHDOWNS

The Crimson Hawks boast one of the top running games in the country, as they rank fourth in Division II with both 278.5 rushing yards and 40 rushing scores. IUP has rushed for more than 250 yards in a game five times this season, while the touchdown total is just four shy of tying the program record of 44 from 1991.

MIKE PIETROPOLA DEBUTED WITH 149 TOTAL YARDS AND TWO TOUCHDOWNS IN FIRST CAREER START

So. QB Mike Pietropola had his first career start last week against Bloomsburg, throwing for 80 yards and a touchdown while rushing for 69 yards and another score. In with nine pass attempts and three rushes, he averaged 12.5 yards per play, including a 60-yard passing touchdown and a 58-yard rushing score. It was Pietropola's seventh game this season at quarterback, but his first start after **R-So. Lenny Williams, Jr.** went down with an injury against Mercyhurst.

PIETROPOLA HAS SHOWN HIS VALUE AS SEVERAL POSITIONS

Originally a quarterback, Pietropola's athleticism and versatility proved valuable, as he saw time in the defensive backfield, returning kicks, on several kick coverage teams, and as the holder in 2015. He converted to wide receiver in the spring, only to move back to quarterback for fall camp due to depth concerns.

BEFORE INJURY, LENNY WILLIAMS WAS ONE OF THE TOP PLAYERS IN DIVISION II

Williams was putting together a special season for the Crimson Hawks, as he threw for 1,832 yards and 14 touchdowns, adding 594 yards and 12 rushing scores in nine games. He currently leads Division II in passing efficiency (214.0), yards per attempt (13.47), and yards per completion (19.70), ranks seventh in completion percentage (68.4), and 21st in points responsible for per game (17.3). He had a streak of five straight games with a passing and rushing score, and his 468-yard, six touchdown outing against ESU resulted in a 257.58 passer efficiency, the 10th best by a quarterback in Division II this year. A Harlon Hill nominee last year, Williams will find his name again on that list in 2016.

Williams' 2016 Totals

Passing						Rushing					Tot Yds
C-A-I	Pct	Yds	TD	LG	Effic	No	Yds	Avg	TDs	LG	
93-136-1	68.4	1832	14	89	214.0	104	594	5.7	12	53	2426 [269.6]

CHRIS TEMPLE HAS CARRIED THE LOAD RECENTLY AFTER EARLY SEASON INJURY

After missing a game and parts of several others to start the season, **Jr. RB Chris Temple** has shown signs of regaining his 2015 form. Temple is averaging 122 yards with eight touchdowns over the last four weeks, including three 100-yard games. He's also averaging 6.9 yards per carry during that span, with five rushes of more than 20 yards. Temple is second on the team with 658 yards and 73.1 yards per game, and tied for first with 12 rushing scores.

SAMIR BULLOCK HAS FIVE 100-YARD GAMES, LEADS IUP IN RUSHING

Despite a recent dropoff with the emergence of Temple, **Fr. RB Samir Bullock** leads IUP with 892 rushing yards. His 89.2 yards per game ranks seventh in the PSAC, and is second among all true freshmen in the country. Bullock has five 100-yard games, including a season-high 162 against Seton Hill, and eight touchdowns. He has eight rushes of more than 20 yards, including IUP's longest run of the year, a 63-yarder at East Stroudsburg.

AFCA COACHES POLL

RK	SCHOOL (1st VOTES)	'16 REC	LAST
1.	Northwest Missouri St. [30]	11-0	1
2.	Grand Valley St. [Mich.]	11-0	2
3.	Shepherd [W.Va.]	10-0	3
4.	Sioux Falls [S.D.]	11-0	4
5.	Harding [Ark.]	11-0	5
6.	California [Pa.]	10-0	6
7.	North Alabama	8-1	7
8.	Texas A&M-Commerce	9-1	8
9.	Emporia St. [Kan.]	10-1	9
10.	LIU-Post [N.Y.]	11-0	10
11.	Indiana [Pa.]	9-1	11
12.	North Carolina-Pembroke	9-1	16
13.	Minnesota-Duluth	10-1	17
14.	Newberry [S.C.]	10-1	19
15.	Ferris St. [Mich.]	9-2	18
16.	Ashland [Ohio]	9-2	20
17.	Southwest Baptist [Mo.]	10-1	21
18.	Fairmont St. [W.Va.]	10-1	22
19.	Valdosta St. [Ga.]	8-2	23
20.	Central Missouri	9-2	24
21.	Colorado School of Mines	9-2	25
22.	Midwestern St. [Texas]	8-2	12
23.	Florida Tech	8-2	NR
24t.	Azusa Pacific [Calif.]	9-2	13
24t.	Colorado Mesa	9-2	NR
25.	Assumption [Mass.]	9-2	15

D2FOOTBALL.COM MEDIA POLL

RK	SCHOOL	'16 REC	LAST
1	Northwest Missouri	11-0	1
2	Grand Valley	11-0	2
3	North Alabama	8-1	3
4	Shepherd	10-0	4
5	Sioux Falls	11-0	5
6	Emporia State	10-1	6
7	Texas A&M-Commerce	9-1	7
8	California	10-0	8
9	Harding	11-0	9
10	IUP	9-1	11
11	Minnesota Duluth	10-1	12
12	Central Missouri	9-2	13
13	LIU-Post	11-0	14
14	Ferris State	9-2	16
15	Ashland	9-2	17
16	Valdosta State	8-2	19
17	UNC-Pembroke	9-1	20
18	Midwestern State	8-2	10
19	Southwest Baptist	10-1	22
20	Florida Tech	8-2	23
21	Colorado Mines	9-2	24
22	Azusa Pacific	9-2	15
23	Newberry	10-1	25
24	Fairmont State	10-1	NR
25	Colorado Mesa	9-2	NR

RECORD BREAKDOWN

	2016	Cignetti
September	3-0	17-5
October	4-1	20-7
November	2-0	15-3
December	0-0	0-1
IUP's Record vs. PSAC Teams		
at home	5-0	25-6
on the road	4-1	21-8
IUP's Record vs. PSAC West Teams		
at home	4-0	18-3
on the road	2-1	14-7
IUP's Record vs. PSAC East Teams		
at home	1-0	7-3
on the road	2-0	7-1
IUP vs. Ranked Opponents		
at home	1-0	5-3
on the road	0-1	2-6
IUP's Record in Games...		
decided by 7 pts or less	0-0	5-7
decided by 3 pts or less	0-1	2-3
home during day	5-0	27-5
home at night	0-0	1-1
away during day	3-0	22-7
away at night	1-1	2-3
IUP's Record When Scoring...		
less than 20 points	0-0	3-9
20+ points	0-1	34-5
30+ points	9-0	39-3
IUP's Record When Allowing...		
14 or fewer points	3-0	33-0
24 or fewer points	3-0	37-5
25+ points	3-1	6-11
IUP's Record When...		
leading after the 1st qtr	7-0	41-5
trailing after the first qtr	0-1	4-6
tied after the 1st qtr	2-0	7-5
leading at halftime	7-0	45-2
trailing at halftime	2-0	6-11
tied at halftime	0-1	1-3
leading after the 3rd qtr	8-1	50-4
trailing after the 3rd qtr	1-0	2-12
tied after the 3rd qtr	0-0	0-0
IUP's Record With...		
less than 300 yds tot offense	0-0	4-5
300+ yards total offense	1-0	33-8
400+ yards total offense	4-1	30-4
500+ yards total offense	4-0	9-1
less than 100 yards rush	0-0	0-3
100+ yards rushing	0-0	34-10
150+ yards rushing	2-0	35-4
200+ yards rushing	2-1	27-3
250+ yards rushing	3-0	25-2
less than 200 yards pass	3-1	35-9
200+ yards passing	3-0	14-6
250+ yards passing	2-0	6-4
300+ yards passing	0-0	2-3
350+ yards passing	1-0	2-3
IUP's Record When Allowing...		
less than 200 total yards	1-0	14-0
less than 300 total yards	1-0	29-2
less than 400 total yards	4-0	41-5
400+ yards total offense	3-1	4-10
less than 100 yards rush	3-0	29-6
100+ yards rush	6-1	23-10
less than 200 yards pass	4-0	35-3
less than 300 yards pass	3-0	37-9
300+ yards pass	2-1	5-6

WALT PEGUES HAS STREAK OF 31 STRAIGHT GAMES WITH A RECEPTION

With four catches last week against Bloomsburg, Jr. WR **Walt Pegues** extended his streak to 31 straight games with a reception. For the season, he leads IUP with 35 receptions, 864 yards, and seven touchdowns. His 24.2 yards per catch leads Division II, and he has four 100-yard receiving games.

PEGUES ALREADY AMONG PROGRAM'S ALL-TIME RECEIVERS

Pegues has climbed several spots in the IUP record books in recent weeks, moving up to third in career receiving yards (2,206) and fifth in receptions (134). Depending on the length of the Crimson Hawks' postseason run, Pegues has the opportunity to move up to at least fourth in receptions, as he's just five behind Lewis Hicks (1996-98) for fourth.

IUP Receiving Records

	Rec	Player	Years		Yards	Player	Years
1.	214	Jai Hill	1988-91	1.	4,073	Jai Hill	1988-91
2.	165	Carmelo Ocasio	1999-02	2.	2,891	Carmelo Ocasio	1999-02
3.	153	Ken Witter	2005-08	3.	2,206	Walt Pegues	2014-pres
4.	139	Lewis Hicks	1996-98	4.	2,194	JeMone Smith	1990-93
5.	134	Walt Pegues	2014-pres	5.	2,138	Tony Trave	1984-87
6.	125	Tony Trave	1984-87	6.	2,124	Terrill Barnes	2011-13

IUP BOASTS BIG PLAY RECEIVING CORPS; STARTING GROUP AVERAGES 21 YARDS PER CATCH

The Crimson Hawks feature a group of four starting receivers who combined have 2,094 receiving yards and average nearly 21 yards per catch. The big play wideouts have 17 touchdown this season and have caught 35 passes that have gone for at least 20 yards, including seven of 68 or more. The 89-yard touchdown reception by Jr. WR **Allen Wright** against Slippery Rock is tied for the second longest pass play in program history.

	Rec	Yds	Avg	TD	LG	Yds/G
Walt Pegues	35	846	24.2	7	84	105.8
Chris Wuestner	28	485	17.3	2	50	53.9
JoJo Gause	19	309	16.3	4	33	34.3
Allen Wright	18	454	25.2	4	89	75.7

ETHAN COOPER A NOMINEE FOR THE GENE UPSHAW DIVISION II LINEMAN OF THE YEAR AWARD

Last week, Sr. OL **Ethan Cooper** was announced as a nominee for the Mainheim Touchdown Club's Gene Upshaw Division II Lineman of the Year Award. The award was named in honor of Gene Upshaw, the Pro Football Hall of Famer who played collegiately at Texas A&I, and given to the top offensive or defensive lineman in Division II. Cooper has made 35 consecutive starts dating back to 2014, including 23 at left guard. He's a two-time first team All-PSAC West pick and was a third team All-American last year. Cooper earned preseason All-American hype this year from The Sporting News and D2Football.com.

IUP HAS THE BEST OFFENSIVE LINE IN THE PSAC; SAME LINEUP FOR ALL 10 GAMES

The Crimson Hawks have trotted out the same offensive line grouping in each of its 10 games this season. The group - which features three seniors, a sophomore, and a redshirt freshman - is arguably the best in the conference, with four players earning All-PSAC West recognition. They've combined for 133 games played and 101 starts, and has paved the way for 278.5 rushing yards per game.

IUP LEADS PSAC, RANKS THIRD IN DIVISION II WITH 22 INTERCEPTIONS

Despite playing one game less than most of the country, the Crimson Hawks lead the league and are third in Division II with 22 interceptions in 10 games this season. They've picked off at least two passes in nine games, including a season-high three against Seton Hill, Clarion and Gannon. R-Jr. CB **Jay Watkins** leads the team and is tied for sixth in the country with six interceptions.

The Crimson Hawks' Interception Leaders

	Pos	Int	Yds		Pos	Int	Yds
Jay Watkins	CB	6	30	Nick Dubowski	LB	2	0
Kevin Clarke	LB	3	44	Jemal Averette	DT	1	8
Takhi Turner	FS	3	-3	Jordan Diven	DT	1	6
Steve Franco	SS	2	21	JR Stevens	CB	1	3
Ackeno Robertston	DB	2	36	Eric Doe	FS	1	0

IUP HAS SCORED 19 DEFENSIVE TOUCHDOWNS SINCE 2011; 45 SINCE 2003

The IUP defense has scored 19 touchdowns since 2011 - 45 since the start of 2003. The Crimson Hawks are 15-1 when they score a defensive touchdown, including a 4-0 mark this year. IUP's last defensive score was a 30-yard interception by R-Sr. LB Kevin Clarke against Mercyhurst. Not included in this total are special teams touchdowns, which the Crimson Hawks had last week against Bloomsburg on a blocked punt return. IUP has had a total of four special teams touchdowns in its last 14 games.

The Crimson Hawks' 19 defensive touchdowns since 2011

Year	Opponent	TD	Result
2016	Mercyhurst	Kevin Clarke 30-yard interception return	IUP def. Mercyhurst, 31-20
	at Gannon	Mikale Makle 58-yard fumble recovery	IUP def. Gannon, 48-3
	#16 Slippery Rock	Jay Watkins 49-yard fumble recovery	IUP def. SRU, 48-19
	at ESU	Jemal Averette 8-yard interception return	IUP def. ESU, 73-42
2015	Cheyney	Allen Wright 23-yard interception return	IUP def. Cheyney, 62-0
	at Mercyhurst	Takhi Turner 7-yard interception return	IUP def. Mercyhurst, 35-14
	at Mercyhurst	Dorian Lane 80-yard interception return	IUP def. Mercyhurst, 35-14
	at Mercyhurst	Steve Franco 50-yard interception return	IUP def. Mercyhurst, 35-14
	Lock Haven	Dorian Lane 19-yard interception return	IUP def. Lock Haven, 38-13
	Kutztown	Matt Mowad 23-yard interception return	Kutztown def. IUP, 34-33
2014	Clarion	A. Robertson 14-yard interception return	IUP def. Clarion, 31-0
2013	at Clarion	Marco Pecora 45-yard interception return	IUP def. Clarion 42-14
	Millersville	Jay Watkins 20-yard fumble recovery	IUP def. Millersville, 62-3
	at Seton Hill	Dorian Lane 39-yard interception return	IUP def. Seton Hill 26-0
2012	#25 Shepherd	Carl Fleming 77-yard interception return	IUP def. Shepherd, 27-17
	#7 Shippensburg	Carl Fleming 40-yard interception return	IUP def. Shippensburg, 41-10
	at Gannon	Terrell Holloway 8-yard interception return	IUP def. Gannon, 38-35
2011	at Lock Haven	M. Toussaint 29-yard interception return	IUP def. Lock Haven, 56-6
	at Clarion	Johnny Franco 42-yard interception return	IUP def. Clarion, 38-7

KEVIN CLARKE LEADS THE PSAC, TIED FOR SIXTH IN DIVISION II IN TACKLES PER GAME

R-Sr. LB Kevin Clarke is putting together another outstanding year, as the former preseason All-American leads the PSAC and is tied for sixth in Division II with 11.4 tackles per game. Despite missing the first two games due to injury and playing in just seven full contests, Clarke also leads the team with 91 total stops. He has six double-figure tackle games in the last seven weeks, including a season-high 16 at Cal.

Leading IUP Linebackers

Player	GP/GS	Tkl	Solo	TFL	Sacks	Int	PBU
Kevin Clarke - R-Sr.	8/8	91	32	5.0	0.0	3	3
Myles Catlin - Sr.	7/7	36	16	0.0	0.0	0	6
Damon Lloyd - Fr.	9/1	30	11	1.0	0.0	0	1
Nick Dubowski - Sr.	10/2	28	10	4.0	1.0	2	0

CRIMSON HAWKS FEATURE SEVERAL PLAYMAKERS ALONG THE DEFENSIVE FRONT

The Crimson Hawks feature a deep defensive line group that boasts 14 players who have seen time this season. They've combined for 34.5 TFLs and 16.0 sacks.

- **Jr. DT Jemal Averette** remains a dominant force in the middle, as he leads all linemen with 31 tackles and has 6.0 TFLs and 3.0 sacks despite missing three games with an injury; He also had an eight-yard interception return for a touchdown at East Stroudsburg
- Originally slated as a backup in the interior, **R-Jr. DT Jordan Diven** has earned five starts and leads the team with 7.0 TFLs; He's added 3.0 sacks and picked off a pass at Cal
- **So. DE Deandre Easterling** has a team-high 4.5 sacks this year and is second among linemen with 30 total tackles; He totaled 3.0 sacks against Clarion

IUP TIED FOR SECOND IN DIVISION II WITH EIGHT BLOCKED KICKS

The Crimson Hawks are one of the best teams in the nation in getting to the opposing kicker, tied for second in Division II with eight total blocked kicks. IUP special teams units have blocked three field goals, three punts, and two extra points through 10 games, and have scored on four of those, including a 95-yard blocked field goal returned for a touchdown by **Jr. DB Eric Doe**, the fifth longest play in IUP history.

IUP's blocked kicks in 2016

Opponent	Player	Type	Result
at Cheyney	Mason Tortorice	FG	Recovered by Cheyney
at Cheyney	Isaiah Stokes	FG	Erie Doe 95 yard return (TD)
at Edinboro	Diamond Jones	Punt	Chris Wuestner 12 yard return (TD)
Seton Hill	CJ Odegbo	PAT	Steve Franco 66 yard return [2-pt]
Seton Hill	Mason Tortorice	Punt	Recovered by Seton Hill
Slippery Rock	Jemal Averette	PAT	Attempted return failed
Mercyhurst	Mikale Makle	FG	Recovered, not advanced
Bloomsburg	Nick Amendola	Punt	Anthony Davis 18 yard return (TD)

RYAN STEWART JUST ONE EXTRA POINT SHY OF TYING IUP SINGLE SEASON RECORD

Sr. K Ryan Stewart has made 63 extra points this year, which trails only Mike Geary's 64 in 1993. The 63 PATs are third in the nation, while his 7.8 points per game rank second in the conference and are tied for 14th in Division II by a kicker.

CAREER GAMES PLAYED/STARTED

Player	'12	'13	'14	'15	'16	Tot
Malik Allen, DL	--	--	--	--	9/0	9/0
Devin Altland, WR	--	--	--	8/0	10/1	18/1
Nick Amendola, LB	--	--	--	--	10/2	10/2
Malik Anderson, RB	--	--	--	--	9/0	9/0
Jeff Arnold, OL	--	--	--	--	10/10	10/10
Jemal Averette, DL	--	--	11/0	12/12	7/7	30/19
Devonne Barnes, OL	--	--	--	--	5/0	5/0
Noah Bertram, TE	--	--	--	3/0	2/0	5/0
Ed Bier, OL	--	2/0	7/1	12/2	10/10	32/13
Seamus Bischof, OL	--	--	--	1/0	2/0	3/0
Sean Bowling, PK	--	--	--	11/0	8/0	19/0
Swahneek Brown, WR	--	--	--	11/11	--	11/11
Samir Bullock, RB	--	--	--	--	10/5	10/5
Myles Catlin, LB	--	9/0	11/4	12/0	7/7	39/11
Dan Charro, OL	--	--	10/9	6/1	9/0	25/11
Kevin Clarke, LB	--	10/1	11/11	12/12	8/8	41/32
Ethan Cooper, OL	--	6/3	11/11	12/12	10/10	39/36
Josh Coulter, DL*	--	--	--	--	2/0	12/0
Anthony Davis, DB*	--	--	--	--	10/1	10/1
Adam Deardorff, WR	--	--	--	2/0	2/0	4/0
Andrew DeGol, DB	--	9/0	8/0	5/0	1/0	23/0
Gabriel Diaz, OL	--	--	2/0	9/6	9/0	20/6
Jordan Diven, DL	--	--	--	9/2	10/5	19/7
Eric Doe, DB	--	--	10/0	12/0	10/0	32/0
Nick Dubowski, LB	--	5/2	10/7	12/0	10/2	36/10
Deandre Easterling, DL	--	--	--	12/2	9/7	21/9
Kevin Edwards, TE	--	11/1	9/1	9/6	10/9	39/17
Steve Franco, DB	--	3/0	11/11	12/12	10/10	37/33
Jojo Gause, WR	--	--	--	--	10/10	10/10
Drew Harris, RB	--	--	--	7/0	6/0	13/0
Caleb Horton, WR	--	--	--	--	1/0	1/0
Maurice House, DB	--	--	--	--	1/0	1/0
C.J. Jackson, TE	--	--	10/1	10/3	6/0	26/4
Morgan Jackson, DB	--	--	--	--	1/0	1/0
Diamond Jones, DE	--	--	--	12/1	10/9	22/10
Zac Kelly, WR	--	--	--	--	9/0	9/0
Luigi Lista-Brinza, RB	--	--	11/10	7/2	1/0	19/12
Damon Lloyd, LB	--	--	--	--	9/1	9/1
Mikale Makle, DB	--	--	--	12/7	9/9	21/16
Collin McAllister, DL	--	--	--	--	3/0	3/0
Dom McNeill, WR	--	--	--	--	7/0	7/0
Tony Morgante, OL	--	8/1	4/2	12/12	10/10	34/25
Matt Mowad, DL	--	--	11/3	8/5	5/4	24/12
CJ Odegbo, DL	--	--	--	11/0	8/1	19/1
Rex Pearce, TE	--	--	8/0	12/0	10/0	30/0
Walt Pegues, WR	--	--	11/2	12/12	8/8	31/22
Joe Peterson, OL	--	--	--	8/7	10/10	18/17
Mike Pietropola, QB	--	--	--	12/0	10/1	22/1
Ackeno Robertson, DB	--	9/0	11/11	12/12	10/0	42/23
Andrew Robertson, DB	--	--	--	--	7/1	7/1
Dillon Sarka, K	--	--	--	--	3/0	3/0
Aiden Schaffer, RB	--	--	--	1/0	5/0	6/0
Dyllon Scott, DL	--	--	--	5/2	9/1	14/3
Jordan Spangler, P*	--	11/0	11/0	12/0	8/0	42/0
Matt Spegal, P	3/0	11/0	11/0	3/0	2/0	30/0
JR Stevens, DB	--	--	--	--	10/0	10/0
Ryan Stewart, PK*	--	10/0	10/0	11/0	10/0	41/0
Isaiah Stokes, DB	--	--	--	--	3/0	3/0
Chris Temple, RB	--	--	9/1	10/9	9/5	28/15
Dondrea Tillman, DL	--	--	--	--	9/0	9/0
Mason Tortorice, DL	--	--	3/0	12/0	10/0	25/0
Takhi Turner, DB	--	--	10/9	11/1	9/9	30/19
Jay Watkins, DB	--	9/5	1/1	12/12	10/10	32/28
Zack Weaver, LB	--	--	--	--	1/0	1/0
Justin Weldon, DL	--	--	7/0	10/2	7/7	24/9
Lenny Williams, QB	--	--	--	12/11	9/9	21/20
Miles Williamson, WR	--	--	--	4/0	3/0	7/0
Zaire Willis, OL	--	--	--	--	7/0	7/0
Kidus Woldeyes, OL	--	--	--	11/10	6/0	17/10
Ronald Womack, DB	--	--	10/0	11/0	10/10	31/10
Allen Wright, WR/DB	--	--	11/7	11/0	7/4	29/11
Q. Wright-Downing, DL	--	--	--	--	1/0	1/0
Chris Wuestner, WR*	--	9/1	13/0	0/0	10/9	32/10

*Transfers; not all years played at IUP

2016 HARLON HILL N O M I N E E

LENNY WILLIAMS

REDSHIRT SOPHOMORE
QUARTERBACK



WHAT THEY'RE SAYING

"He's a tremendous athlete. He's a tremendous competitor. He's got a great mindset. He keeps his cool all the time and he doesn't get shaken; he doesn't get rattled."

CURT CIGNETTI
IUP HEAD COACH

"He can make a huge difference in a game, and the scary thing is that's he's so young. That's not good for us, or for anyone else. He's the 'X' factor that a lot of other teams don't have. He makes plays as a quarterback that are phenomenal. And when he runs with the ball, he looks like the best running back in our conference."

MARTY SCHAETZLE,
MERCYHURST HEAD COACH

"He's one of the best quarterbacks I've ever seen at the Division II level, because he can hurt you running and he can hurt you throwing."

SHAWN LUTZ,
SLIPPERY ROCK HEAD COACH

WILLIAMS' SEASON HIGHLIGHTS

- Second team All-PSAC West for second straight season
- Leads Division II in passing efficiency (214.0), yards per completion (19.70) and yards per attempt (13.47)
- Leads the PSAC and ranks 7th in Division II with a 68.4 completion percentage
- Boasts a 0.7% interception rate; Williams has thrown just one interception in 136 attempts
- Williams began the year with 73 passes without an interception; Is currently on a streak of 62 straight passes without a pick
- His passer efficiency of 257.58 in season opener at East Stroudsburg is the 10th best by any Division II quarterback this season; That mark is a single game IUP record
- Williams' 380 passing yards against East Stroudsburg is the 5th most in IUP history
- His 468 total yards (88 rush) against ESU is the second most in program history; His 6 touchdowns responsible for (3 rush) tied an IUP record
- 38 total plays of 20-yard or more (31 pass, 7 rush); Seven plays of 60-plus yards
- 89-yard touchdown pass against Slippery Rock is tied for second longest passing play in school history
- Tied for team lead with 12 rushing touchdowns; third on team with 597 rushing yards
- Three 100-yard rushing games; Season-high 123 yards at #15 California

WILLIAMS' CAREER HIGHLIGHTS


- Owns top two single game total offense records - 504 yards vs. Slippery Rock (2015)
- Owns PSAC game (205) and season (1,229) records for rushing yards by a quarterback
- Set IUP playoff single game record with five total touchdowns vs. Charleston (2015)
- Has nine 100-yard rushing games, including a streak of five straight last year (averaged 150.6 yards during span)
- 29 rushing touchdowns in two seasons is just 19 shy of IUP record (Michael Mann, 48)
- 5,204 total yards is seventh in IUP history and 3,205 behind record (Brian Eyerman, 8,409)
- Two-time All-PSAC West; Super Region One and PSAC West Freshman of the Year in 2015

Williams' 2016 Game-by-Game

Opponent	Passing						Rushing				
	Cmp-Att-Int	Pct	Yards	TDs	LG	Effic	No	Yards	Avg	TDs	Tot Yds
at E. Stroudsburg	20-24-0	83.3	380	3	72	257.58	14	88	6.3	3	468
at Cheyney	9-13-0	69.2	152	3	36	243.60	11	32	2.9	0	184
at Edinboro	12-14-0	85.7	207	0	45	209.91	12	69	5.8	2	276
Seton Hill	11-19-0	57.9	211	1	47	168.55	16	35	2.2	1	246
at #15 California	12-24-1	50.0	162	1	44	112.12	17	123	7.2	2	285
#16 Slippery Rock	11-19-0	57.9	244	2	89	200.51	3	7	2.3	1	251
Clarion	10-15-0	66.7	183	1	68	191.15	16	115	7.2	2	298
at Gannon	7-7-0	100.0	224	2	68	463.09	10	110	11.0	1	334
Mercyhurst	1-1-0	100.0	69	1	69	1009.60	5	15	3.0	0	84
Totals	93-136-1	68.4	1832	14	89	214.0	104	594	5.7	12	2426
			[203.6]					[66.0]			[269.6]



2016 NCAA Division II Football Championship



**Seed List

- 1.
- 2.
- 3.
- 4.

* Host Institution
All times are Eastern time.
Information subject to change.

**The Division II Football Committee will seed the final four teams following completion of the quarterfinal games.

© 2016 National Collegiate Athletic Association. No commercial use without the NCAA's written permission.
The NCAA opposes all forms of sports wagering.





CURT CIGNETTI (6th SEASON)

Curt Cignetti enters his sixth year at the helm of the IUP football program in 2016. Through five seasons, Cignetti has a record of 43-15, going 26-9 in PSAC West play and 3-2 in the NCAA playoffs. He has a record of 23-6 at home and 20-8 on the road.

The Crimson Hawks finished the 2015 season ranked No. 19 in the final American Football Coaches Association (AFCA) poll after posting a 9-3 record which included a trip to the second round of the NCAA Division II playoffs. It was the third time in the last four seasons IUP was ranked in the top 25, coming in at No. 7 in 2012 and No. 24 in 2013.

IUP opened the NCAA Division II playoffs with a 47-21 victory at Charleston, putting together a comeback that included 41 second half points. Dual threat redshirt freshman quarterback Lenny Williams finished with 252 total yards and five touchdowns. The Crimson Hawks, who averaged the fifth-best ground attack in the nation at 293.6 yards per game, totaled 347 rushing yards against Charleston.

For their efforts, left guard Ethan Cooper was named a Football Gazette third-team All-American, while Williams was named the Super Region One and PSAC West Freshman of the Year. Eleven Crimson Hawks were named given all-conference honors, while six were named to the all-region second team.

IUP entered 2015 ranked fifth in the PSAC West preseason coaches' poll, before finishing the year with a share of the division title with a 6-1 conference record.

The Crimson Hawks finished 2012 with a 12-2 overall record, advancing to the Super Region One Championship (NCAA quarterfinals) at Winston-Salem State, ultimately falling to the Rams 21-17.

IUP went 6-1 in PSAC West play, with its only loss at then sixth-ranked California 26-24 on Sept. 22. The record was good for first in the division, earning the right to host East champion Shippensburg in the PSAC "State Game." The Crimson Hawks would use a 27-10 first half lead in the game en route to a dominating 41-10 victory over the Red Raiders for the program's first championship game win since 1987. (Note: The "State Game" was not played from 1988-2007)

The Crimson Hawks earned the third seed in Super Region One and defeated sixth-seeded Shepherd 27-17 at home in the first round. They'd go on to defeat second-seeded New Haven (Conn.) on the road in the second round before the loss at top seed Winston-Salem State.

The postseason appearance was the first for IUP since 2007 and the first NCAA quarterfinal appearance since 2002.

For his efforts, Cignetti was named the PSAC West Coach of the Year, helping 14 of his players to All-PSAC West honors after the season. That includes PSAC West Offensive Player of the Year Harvie Tuck, who finished his senior season with 1,660 rushing yards and 16 touchdowns.

Cignetti also boasts six all-region players and two student-athletes – seniors Johnny Franco and Anthony

DiPasquale – who were named Capital One Academic All-America's. In 2012, the Crimson Hawks were the top defense in the nation, leading Division II in scoring defense (12.5 points per game) and total defense (257.9 yards per game). IUP was also third in the nation in turnover margin with a +21.

The rushing offense was also one of the best in the nation, as Tuck teamed with De'Antwan Williams to help IUP rush for 259.3 yards per game, 10th in the nation (as of 12/1). The Crimson Hawks 3,630 net rushing yards broke the single-season program record of 3,211 set in 1993. IUP averaged 33.6 points and 417.5 yards of total offense. They were also second in the nation in time of possession, keeping the ball an average of 34:16 per contest.

2012 also marked Cignetti's 30th year of coaching.

Prior to IUP, Cignetti spent four seasons as the wide receivers coach and recruiting coordinator under Nick Saban at Alabama and helped the Crimson Tide win the 2009 BCS National Championship with a 14-0 record. He brought in the consensus No. 1 recruiting class in the country in 2008, the first of three straight classes which finished in the top five nationally.

In addition to the national title, Cignetti was part of Alabama teams that posted a record of 33-3 over the past three regular seasons, including 29 consecutive regular season victories, won the 2008 and 2009 SEC West championship and earned a berth in the 2008 Sugar Bowl.

Among his recruits was Mark Ingram, who won the 2008 Heisman Trophy. He coached Julio Jones, the Associated Press SEC Freshman of the Year and Columbus Touchdown Club National Freshman of the Year the same season.

On the strength of his accomplishments in the recruiting battles and the successes his players had on the field, Cignetti was honored as one of four finalists for the 2010 FootballScope Wide Receivers Coach of the Year.

Cignetti joined the staff at Alabama after spending seven seasons (2000-06) as the recruiting coordinator at North Carolina State while also coaching tight ends from 2000-02 and 2005-06 and quarterbacks during the 2003 and 2004 campaigns. The Wolfpack qualified for five bowl games during that time, including the 2002 Gator Bowl when N.C. State set a school record with 11 wins. One of his last recruits before moving to Alabama was quarterback Russell Wilson out of Virginia, who committed to NC State before moving on to Wisconsin as a senior. He finished his collegiate career with a 60.9 completion percentage, 11,720 yards and 109 touchdowns before getting drafted by the Seattle Seahawks in the third round 2012 and leading them to a Super Bowl XLVIII victory.

Two of his recruiting classes ranked in the top 10 in the nation, and Rivals.com named him one of the top 25 recruiters in the nation in 2004. While working with the Wolfpack quarterbacks, Cignetti had the opportunity to coach 2003 ACC Player of the Year Philip Rivers and help prepare him to become the fourth pick in the NFL draft the following spring.

QUICK FACTS

Wife:	Manette (Lauer)
Children:	Curtis, Carly Ann and Natalie Elise
Education:	West Virginia University Bachelor's Degree Business (1982)

WHERE HE'S BEEN

YEARS	POSITION(S)	SCHOOL
1983-84	Graduate Asst	Pitt
1985	QBs/WRs	Davidson
1986-88	Quarterbacks	Rice
1989-92	Quarterbacks	Temple
1993-99	QBs/TEs/Rec. Coord.	Pitt
2000-06	QBs/TEs/Rec. Coord.	NC State
2007-10	WRs/Rec. Coord.	Alabama
2011-pres	Head Coach	IUP

YEAR-BY-YEAR RECORD

YEAR	RECORD	PSAC	NOTES
2011	7-3	5-2	3rd in PSAC West
2012	12-2	6-1	PSAC Champions, NCAA Regional Finals
2013	9-2	5-2	2nd in PSAC West
2014	6-5	5-4	5th in PSAC West
2015	9-3	6-1	t-1st in PSAC West NCAA 2nd Round
5 YEARS	43-15	27-10	

CIGNETTI'S START

Most Wins in First Five Years by IUP Head Coaches

COACH (YEARS)	RECORD	PCT.
1. Frank Cignetti (1986-90)	50-11-1	.815
2. Curt Cignetti (2011-15)	43-15	.741
3. Chuck Klausung (1964-68)	39-9	.813
4. Lou Tepper (2006-10)	35-19	.648
5. Bill Neal (1970-74)	30-16	.652

BY THE NUMBERS: CURT CIGNETTI AT IUP

	2011	2012	2013	2014	2015	2016	TOTALS
vs. Unranked teams	6-1	9-0	8-2	6-3	8-1	8-0	45-7
vs. Top 25 teams	1-2	3-2	1-0	0-2	1-2	1-1	7-9
vs. Top 10 teams	0-1	2-2	0-0	0-0	0-1	0-0	2-4
vs. PSAC	7-3	9-1	8-2	5-5	8-2	9-1	46-14
vs. PSAC West	5-2	6-1	5-2	4-3	6-1	6-1	32-10
vs. PSAC East	2-1	3-0	3-0	1-2	2-1	3-0	14-4
PSAC West home games	2-1	4-0	2-1	3-1	3-0	4-0	18-3
PSAC West road games	3-1	2-1	3-1	1-2	3-1	2-1	14-7
All home games	3-2	7-0	4-1	4-2	5-1	5-0	28-6
All road games	4-1	5-2	5-1	2-3	4-2	4-1	24-10
Postseason	0-0	2-1	0-0	0-0	1-1	0-0	3-2
IUP rushes for 200+ yards	4-0	11-1	6-0	3-1	9-1	7-1	40-4
IUP scores <20 points	1-3	1-1	0-1	1-3	0-1	0-0	3-9
IUP scores 20-29 points	1-0	2-1	3-0	1-2	3-0	0-1	10-4
IUP scores 30-39 points	4-0	4-0	1-1	1-0	2-2	1-0	13-3
IUP scores 40+ points	1-0	5-0	5-0	3-0	4-0	8-0	26-0

THE MATCHUP

LAST MEETING

	1	2	3	4	F
Fairmont St.					30
IUP					29

1997 | George P. Miller Stadium | Indiana, Pa. | Attendance:

Scoring Summary

Qtr Time Team Play FSU-IUP

THE SERIES

IUP leads 5-2-1

1997	Fairmont, 30-29	at Indiana
1996	IUP, 24-20	at Fairmont
1947	IUP, 13-7	at Indiana
1946	IUP, 33-7	at Indiana
1933	Fairmont St., 6-0	
1932	IUP, 7-6	
1931	iUP, 7-0	
1930	Tie, 0-0	

PENNSYLVANIA STATE ATHLETIC CONFERENCE

Western Division			Eastern Division		
School	PSAC	Overall	School	PSAC	Overall
California	7-0	10-0	Kutztown	7-0	7-4
IUP	6-1	9-1	West Chester	6-1	8-3
Edinboro	5-2	9-2	Shippensburg	4-3	7-4
Slippery Rock	3-4	7-4	Bloomsburg	4-3	6-5
Clarion	3-4	4-7	Lock Haven	4-3	4-7
Seton Hill	2-5	5-6	East Stroudsburg	2-5	4-7
Gannon	1-6	5-6	Millersville	1-6	2-9
Mercyhurst	1-6	3-8	Cheyney	0-7	1-10

STATISTICAL COMPARISON

	IUP	Rankings PSAC (D-II)	Fairmont	Rankings PSAC (D-II)
Record	9-1		10-1	
Division	6-1		9-1	
Scoring Offense	47.0	2 [4]	30.0	2 [75]
Total Offense	502.5	2 [11]	400.0	5 [76]
Rushing Offense	278.5	1 [4]	128.7	7 [117]
Passing Offense	224.0	10 [89]	271.9	3 [41]
Scoring Defense	21.2	4 [32]	15.1	2 [7]
Total Defense	372.5	6 [72]	305.8	2 [19]
Rushing Defense	146.4	9 [75]	95.5	4 [14]
Passing Defense	228.1	5 [96]	210.4	3 [69]
KO Return Avg	18.9	12 [122]	25.5	1 [6]
Punt Return Avg	9.6	8 [76]	10.6	2 [57]
Net Kickoff Avg	36.8	12	36.8	3
Field Goal Pct	.556 [5-9]	13	.400 [6-15]	9
PAT Pct	.969 [63-65]	4	.952 [40-42]	2
Net Punting	37.1	2 [89]	32.9	8 [96]
Sacks Allowed	13	1 [t-27]	21	t-3 [67]
Sacks By	19	12 [95]	37	2 [16]
Interceptions	22	1 [t-3]	21	1 [t-5]
TO Margin	+1.90 [+19]	1 [2]	+1.09 [+12]	1 [12]
Time of Poss	29:35	11 [95]	32:13	1 [26]
First Downs	22.9	5	21.5	4
Opp First Downs	20.1	8	17.8	2
3rd Down Conv	58.0%	1 [3]	37.6%	5 [92]
Opp 3rd Down Conv	39.3%	9 [97]	28.8%	1 [13]
Pass Effic Off	187.5	1 [1]	135.6	4 [63]
Pass Effic Def	113.7	5 [34]	99.5	1 [11]
Fewest Penalty Yds	67.7	8 [73]	96.4	9 [167]
Red Zone Off	88.2%	3 [15]	68.6%	9 [140]
Red Zone Def	63.2%	1 [14]	70.6%	5 [37]

MOUNTAIN EAST CONFERENCE

School	MEC	Overall
Shepherd	10-0	10-0
Fairmont State	9-1	10-1
Notre Dame	8-2	9-2
UVA-Wise	5-5	6-5
Glenville State	5-5	5-6
West Liberty	4-6	4-7
West Virginia Wes.	4-6	4-7
Charleston	3-7	3-8
W. Virginia State	3-7	3-8
Urbana	2-8	3-8
Concord	2-8	2-9

IUP DEPTH CHART

OFFENSE						DEFENSE						PRONUNCIATIONS		
L WR	32	Chris Wuestner	6-2	205	Gr.	DE	91	Deandre Easterling	6-1	225	So.	62	Devonne Barnes	OL
	15	Devin Altland	6-2	185	R-Jr.		85	Matt Mowad	6-2	230	R-Jr.		Duh-vaun	
LT	63	Joe Peterson	6-4	290	So.	DT	92	Jemal Averette	6-2	288	Jr.	73	Ed Bier	OL
	58	Dan Charmo	6-3	260	Jr.		90	Dyllon Scott	5-11	282	So.		Bye-er	
LG	73	Ed Bier	6-2	275	Sr.	NT	68	Justin Weldon	6-1	305	Jr.	72	Seamus Bishof	OL
	62	Devonne Barnes	6-2	295	R-So.		94	Jordan Diven	6-1	270	R-Jr.		Shay-muss	
C	64	Jeff Arnold	6-3	280	R-Fr.	DE	55	Diamond Jones	6-0	235	R-So.	94	Jordan Diven	DL
	73	Ed Bier	6-2	275	Sr.		81	Malik Allen	6-2	245	R-Fr.		Div-ehn	
RG	65	Tony Morgante	6-3	280	R-Sr.	Mike	8	Myles Catlin	6-0	210	Sr.	3	Mikale Makle	DB
	72	Seamus Bishof	6-3	280	R-So.		50	Damon Lloyd	6-0	235	Fr.		Meh-KALE Make-el	
RT	59	Ethan Cooper	6-3	325	Sr.	Will	25	Kevin Clarke	6-0	215	R-Sr.	34	Walt Pegues	WR
	74	Gabriel Diaz	6-6	275	R-Jr.		36	Nick Amendola	6-1	215	Fr.		Peh-GEESE	
TE	84	Kevin Edwards	6-2	240	Sr.	Star	21	Ronald Womack, Jr.	6-1	202	R-Jr.	13	Mike Pietropola	QB
	40	Rex Pierce	6-3	240	R-Jr.		23	Ackeno Robertson	5-9	185	R-Sr.		Petra-pola	
H	34	Walt Pegues	5-10	165	Jr.	CB	1	Mikale Makle	5-10	190	So.	23	Ackeno Robertson	DB
	4	Allen Wright	5-9	170	Jr.		10	Andrew Robertson	5-10	175	Fr.		Ah-KEENO	
R WR	18	JoJo Gause	6-4	220	R-Fr.	SS	12	Steve Franco	6-3	210	R-Sr.	5	Takhi Turner	DB
	19	Miles Williamson	6-4	205	R-So.		41	Eric Doe	6-0	200	Jr.		Tuh-KYE	
QB	13	Mike Pietropola	6-0	200	So.	FS	5	Takhi Turner	6-0	200	Jr.	60	Kidus Woldeyes	OL
	14	Mike DeBaugh	6-5	218	R-Jr.		6	Anthony Davis	6-0	195	R-So.		Wool-DIES	
RB	27	Chris Temple	5-11	220	Jr.	CB	2	Jay Watkins	5-10	190	R-Jr.	32	Chris Wuestner	WR
	26	Samir Bullock	5-8	175	Fr.		22	JR Stevens	6-0	175	R-Fr.		WEEST-ner	

SPECIAL TEAMS						COACH LOCATIONS								
PK	29	Ryan Stewart	6-0	170	Sr.	KOS	87	Sean Bowling	5-11	165	So.	On the Field		
	37	Dillon Sarka	5-11	177	R-Fr.		37	Dillon Sarka	5-11	177	R-Fr.	Curt Cignetti, head coach		
HOLD	13	Mike Pietropola	6-0	200	So.	P	43	Jordan Spangler	5-11	175	R-Sr.	Paul Tortorella, defensive coordinator		
							97	Matt Spegal	6-0	200	R-Sr.	Jim Smith, linebackers		
LS	12	Steve Franco	6-3	210	R-Sr.							Mike Campolo, offensive line		
						KOR	9	Malik Anderson	5-8	160	Fr.	Mike Shanahan, wide receivers		
							4	Allen Wright	5-9	170	Jr.	Anthony Leonard, defensive line		
												Luke Barker, running backs		
						PR	9	Malik Anderson	5-8	160	Fr.	In the Press Box		
							34	Walt Pegues	5-10	160	So.	Marty Higgins, offensive coordinator		
											Johnny Franco, cornerbacks			
											John Pettina, assistant safeties			

OFFENSIVE GAME-BY-GAME STARTERS

GAME	LWR	LT	LG	C	RG	RT	TE	H	RWR	QB	RB
at ESU	Altland	Peterson	Bier	Arnold	Morgante	Cooper	Edwards	Pegues	Gause	Williams	Temple
at Cheyney	Wuestner	Peterson	Bier	Arnold	Morgante	Cooper	Edwards	Pegues	Gause	Williams	Temple
at Edinboro	Wuestner	Peterson	Bier	Arnold	Morgante	Cooper	Edwards	Pegues	Gause	Williams	Temple
Seton Hill	Wuestner	Peterson	Bier	Arnold	Morgante	Cooper	Edwards	Pegues	Gause	Williams	Bullock
at California	Wuestner	Peterson	Bier	Arnold	Morgante	Cooper	Edwards	Wright	Gause	Williams	Bullock
Slippery Rock	Wuestner	Peterson	Bier	Arnold	Morgante	Cooper	Wright (WR)	Pegues	Gause	Williams	Bullock
Clarion	Wuestner	Peterson	Bier	Arnold	Morgante	Cooper	Edwards	Wright	Gause	Williams	Temple
at Gannon	Wuestner	Peterson	Bier	Arnold	Morgante	Cooper	Wright (WR)	Pegues	Gause	Williams	Bullock
Mercyhurst	Wuestner	Peterson	Bier	Arnold	Morgante	Cooper	Edwards	Pegues	Gause	Williams	Bullock
Bloomsburg	Wuestner	Peterson	Bier	Arnold	Morgante	Cooper	Edwards	Pegues	Gause	Pietropola	Temple

Fairmont State

DEFENSIVE GAME-BY-GAME STARTERS

GAME	DE	DT	NT	DE	MLB	WLB	STAR	CB	SS	FS	CB
at ESU	Mowad	Averette	Weldon	Jones	Catlin	Amendola	Womack	Watkins	Franco	Turner	Makle
at Cheyney	Mowad	Averette	Weldon	Jones	Lloyd	Amendola	Womack	Watkins	Franco	Turner	And. Robertson
at Edinboro	Easterling	Diven	Weldon	Jones	Catlin	Clarke	Womack	Watkins	Franco	Turner	Makle
Seton Hill	Easterling	Diven	Weldon	Jones	Catlin	Clarke	Womack	Watkins	Franco	Turner	Makle
at California	Easterling	Averette	Weldon	Jones	Catlin	Clarke	Womack	Watkins	Franco	Turner	Makle
Slippery Rock	Mowad	Averette	Weldon	Easterling	Catlin	Clarke	Womack	Watkins	Franco	Davis	Makle
Clarion	Mowad	Averette	Weldon	Jones	Dubowski	Clarke	Womack	Watkins	Franco	Turner	Makle
at Gannon	Easterling	Averette	Diven	Jones	Dubowski	Clarke	Womack	Watkins	Franco	Turner	Makle
Mercyhurst	Easterling	Averette	Diven	Jones	Catlin	Clarke	Womack	Watkins	Franco	Turner	Makle
Bloomsburg	Easterling	Odegbo	Diven	Jones	Catlin	Clarke	Womack	Watkins	Franco	Turner	Makle

Fairmont State

GAME-BY-GAME NOTABLES

OPPONENT	KICKOFF TEMP.	COIN TOSS	KICKOFF/ RECEIVE	IUP 1ST POSS.	GAME TIME	GAME LENGTH	RESULT
at East Stroudsburg	77 F	Won	Kickoff	Touchdown	6:05 p.m.	3:30	W 73-42
at Cheyney	78 F	Won	Kickoff	Touchdown	1:00 p.m.	2:45	W 55-0
at Edinboro	66 F	Won	Kickoff	Touchdown	12:00 p.m.	2:59	W 56-28
Seton Hill	69 F	Won	Kickoff	Touchdown	4:00 p.m.	2:55	W 49-39
at #15 California	58 F	Won	Kickoff	Intercepted	7:00 p.m.	3:05	L 31-28
#16 Slippery Rock	69 F	Won	Kickoff	Touchdown	2:00 p.m.	2:36	W 49-19
Clarion	45 F	Lost	Kickoff	Touchdown	1:00 p.m.	2:50	W 42-17
at Gannon	65 F	Lost	Receive	Touchdown	12:00 p.m.	2:25	W 48-3
Mercyhurst	54 F	Lost	Kickoff	Touchdown	1:00 p.m.	2:45	W 31-20
Bloomsburg	44 F	Won	Kickoff	Touchdown	1:00 p.m.	2:35	W 42-13

100-YARD RUSHING GAMES

Lenny Williams (9)

1.	205	at Seton Hill	10.10.15
2.	134	Cal	10.17.15
3.	140	at #15 Slippery Rock	10.24.15
4.	134	at Clarion	10.31.15
5.	140	Gannon	11.7.15
6.	151	at #15 Charleston	11.21.15
7.	123	at Cal	10.8.16
8.	115	Clarion	10.22.16
9.	110	at Gannon	10.29.16

Chris Temple (9)

1.	114	Clarion	11.1.14
2.	195	Kutztown	9.12.15
3.	234	Edinboro	10.3.15
4.	255	Cal	10.17.15
5.	142	Gannon	11.7.15
6.	116	at #15 Charleston	11.21.15
7.	153	Clarion	10.22.16
8.	127	Mercyhurst	11.5.16
9.	167	Bloomsburg	11.12.16

Luigi Lista-Brinza (6)

1.	111	St. Augustine's	9.6.14
2.	114	at Lock Haven	9.20.14
3.	103	Mercyhurst	9.27.14
4.	118	at Edinboro	10.4.14
5.	108	Seton Hill	10.11.14
6.	164	at Mercyhurst	9.26.15

Samir Bullock (5)

1.	104	at East Stroudsburg	9.10.16
2.	153	at Edinboro	9.24.16
3.	162	Seton Hill	10.1.16
4.	120	#16 Slippery Rock	10.15.16
5.	126	Clarion	10.22.16

Drew Harris (1)

1.	109	Lock Haven	9.18.15
----	-----	------------	---------

100-YARD RECEIVING GAMES

Walt Pegues (8)

1.	118	Slippery Rock	10.25.14
2.	193	Gannon	11.8.14
3.	115	Kutztown	9.12.15
4.	233	at #15 Slippery Rock	10.24.15
5.	195	at East Stroudsburg	9.10.16
6.	169	at Edinboro	9.24.16
7.	110	at Gannon	10.29.16
8.	164	Mercyhurst	11.5.16

Chris Wuestner (2)

1.	169	at Cheyney	9.17.16
2.	143	Seton Hill	10.1.16

Allen Wright (1)

1.	185	#16 Slippery Rock	10.15.16
----	-----	-------------------	----------

300-YARD PASSING GAMES

Lenny Williams (2)

1.	364	at #15 Slippery Rock	10.24.15
2.	380	at East Stroudsburg	9.10.16

DOUBLE-DIGIT TACKLE GAMES

Kevin Clarke (13)

1.	13	at Seton Hill	9.21.13
2.	13	Saint Augustine's	9.6.14
3.	19	at Kutztown	9.13.14
4.	12	at Cal	10.18.14
5.	21	Slippery Rock	10.25.14
6.	11	Gannon	11.8.14
7.	14	Lock Haven	9.19.15
8.	13	Seton Hill	10.1.16
9.	16	at #15 Cal	10.8.16
10.	12	#16 Slippery Rock	10.15.16
11.	14	Clarion	10.22.16
12.	14	Mercyhurst	11.5.16
13.	14	Bloomsburg	11.12.16

Takhi Turner (3)

1.	11	at Kutztown	9.13.14
2.	14	Seton Hill	10.1.16
3.	10	Bloomsburg	11.12.16

Steve Franco (2)

1.	10	at #15 Slippery Rock	10.24.15
2.	10	at #15 Cal	10.8.16

Myles Catlin (1)

1.	15	Slippery Rock	10.25.14
----	----	---------------	----------

Matt Mowad (1)

1.	10	Slippery Rock	10.25.14
----	----	---------------	----------

Justin Averette (1)

1.	12	at #15 Slippery Rock	10.24.15
----	----	----------------------	----------

THE LAST TIME IT HAPPENED

Team

Shutout opponent.....	at Cheyney [2016]; IUP 55, Cheyney 0
Overtime Game.....	at Mercyhurst [2011]; IUP 35, Mercyhurst 28
No penalties committed.....	West Chester [2010]
Beat a top 25 team.....	#16 (AFCA) / #22 (D2Football) Slippery Rock, 48-19 [2016]
Beat a top 10 team.....	#3/4 New Haven, 17-14 [2012, NCAA 2nd round]

Individual Rushing

Player rush for 150-199 yards.....	167 by Chris Temple vs. Bloomsburg [2016]
Player rush for 200-249 yards.....	205 by Lenny Williams at Seton Hill [2015]
Player rush for 250-299 yards.....	255 by Chris Temple vs. Cal [2015]
Player rush for 300 or more yards.....	315 by De'Antwan Williams at Shippensburg [2013]
Two players rush for 100 or more yards.....	151 by Lenny Williams and 116 by Chris Temple at Charleston [2015]
Three players rush for 100 or more yards.....	153 by Chris Temple, 125 by Samir Bullock and 115 by Lenny Williams vs. Clarion [2016]
Player rush for 2 touchdowns.....	2 by Chris Temple at Gannon [2016]
Player rush for 3 touchdowns.....	3 by Chris Temple vs. Bloomsburg [2016]
Player rush for 4 touchdowns.....	4 by Lenny Williams at Charleston [2015]
Player rush for 5 touchdowns.....	5 by James Suber vs. Lock Haven [1996]
Player rush for 6 or more touchdowns.....	6 by Chris Temple vs. Edinboro [2015]

Individual Passing

Player pass for 200-249 yards.....	224 by Lenny Williams at Gannon [2016]
Player pass for 250-299 yards.....	288 by Chase Haslett vs. Gannon [2014]
Player pass for 300-349 yards.....	313 by Andrew Krewatch at Gannon [2008]
Player pass for 350-399 yards.....	380 by Lenny Williams at East Stroudsburg [2016]
Player pass for 400 or more yards.....	407 by Bryan Eyerman at Saginaw Valley St. [2001, NCAA 1st rd]
Player complete 20-24 passes.....	20 by Lenny Williams at East Stroudsburg [2016]
Player complete 25-29 passes.....	26 by Chase Haslett vs. Slippery Rock [2014]
Player complete 30 or more passes.....	34 by Chase Haslett at Cal [2014]
Player pass for 2 touchdowns.....	2 by Lenny Williams at Gannon [2016]
Player pass for 3 touchdowns.....	3 by Lenny Williams at Cheyney [2016]
Player pass for 4 or more touchdowns.....	4 by Mike Box vs. Gannon [2013]
Player throw 30-39 passes.....	33 by Lenny Williams at Slippery Rock [2015]
Player throw 40-49 passes.....	44 by Chase Haslett at Cal [2014]
Player throw 50 or more passes.....	50 by Chase Haslett vs. Slippery Rock [2014]

Individual Receiving

Player with 8-9 catches.....	8 by Chris Wuestner at Cheyney [2016]
Player with 10-11 catches.....	11 by Brock DeCicco at Cal [2014]
Player with 12-14 catches.....	12 by Walt Pegues at East Stroudsburg [2016]
Player with 15 or more catches.....	15 by Drew Carswell at Cal [2014]
Player receive for 100-149 yards.....	143 by Chris Wuestner vs. Seton Hill [2016]
Player receive for 150-199 yards.....	164 by Walt Pegues vs. Mercyhurst [2016]
Player receive for 200-249 yards.....	233 by Walt Pegues at Slippery Rock [2015]
Player receive for 250 or more yards.....	271 by Jim Spence vs. Shippensburg [1983]
Player receive for 2 touchdowns.....	2 by Walt Pegues vs. Mercyhurst [2016]
Player receive for 3 touchdowns.....	3 by Terrill Barnes vs. Shippensburg [2012, PSAC Champ.]
Player receive for 4 or more touchdowns.....	4 by Ken Witter at Shepherd [2007]

Defense>Returns/Special Teams

Recorded a safety [team].....	at Edinboro [2014]; committed holding penalty in end zone
Recorded a safety [player].....	Jerrell McFadden/Greg Meisner vs. S. Conn. St. [2012]
Blocked at PAT.....	Mikale Makle vs. Mercyhurst [2016]
Returned a PAT for a defensive extra point.....	Steve Franco vs. Seton Hill [2016]
Blocked FG returned for a touchdown.....	Eric Doe, 95 yards at Cheyney [2016]; Ethan Cooper [offensive], 0 yards at Shepherd [2015]
Blocked punt.....	Nick Amendola vs. Bloomsburg [2016]
Two blocked punts.....	Terrell Washington & Mark Jackson vs. Lock Haven [2010]
Blocked punt returned for a touchdown.....	Anthony Davis (Nick Amendola), 18 yards vs. Bloomsburg [2016]
Returned a kickoff for a touchdown.....	Pat Brewer, 92 yards at Millersville [2012]
Returned a punt for a touchdown.....	Walt Pegues, 96 yards vs. Seton Hill [2014]
Player intercepts 2 passes.....	Andre Henderson at Lock Haven [2011]
Two players intercept 2 or more passes.....	3 by Akwasi Owusu-Ansah and 2 by James Carson at Gannon [2008]
Player intercept 3 or more passes.....	3 by Terrell Washington vs. Cal [2013]
Returned INT for a touchdown.....	Kevin Clarke, 30 yards at Mercyhurst [2016]
Returned 2 INTs for touchdowns.....	Takhi Turner (7 yards), Dorian Lane (80 yards) and Steve Franco (50 yards) at Mercyhurst [2015]
Returned fumble for a touchdown.....	Mikale Makle, 58 yards at Gannon [2016]

2016 INDIVIDUAL HONORS

Jeff Arnold, C

2016 All-PSAC West (2nd team)

Jemal Averette, DT

2016 All-PSAC West (2nd team)

Ed Bier, LG

2016 All-PSAC West (2nd team)

Samir Bullock, RB

2016 All-PSAC West (1st team)

IUP Media Player of the Game (SHU)

IUP Media Player of the Game (Edinboro)

Kevin Clarke, LB

2016 All-PSAC West (1st team)

IUP Media Player of the Week (Bloomsburg)

IUP Media Player of the Week (Mercyhurst)

Ethan Cooper, RT

2016 All-PSAC West (1st team)

2016 Preseason All-American (D2Football)

2016 Preseason All-American (Sporting News)

Nick Dubowski, LB

IUP Media Player of the Week (Gannon)

Deandre Easterling, DE

2016 All-PSAC West (1st team)

IUP Media Player of the Week (Clarion)

Kevin Edwards, TE

2016 All-PSAC West (2nd team)

Steve Franco, FS

2016 All-PSAC West (1st team)

IUP Media Player of the Game (Cal)

Diamond Jones, DE/ST

IUP Media Player of the Game (Edinboro)

Tony Morgante, RG

2016 All-PSAC West (2nd team)

Walt Pegues, WR

2016 All-PSAC West (2nd team)

IUP Media Player of the Week (Mercyhurst)

Chris Temple, RB

IUP Media Player of the Week (Bloomsburg)

Takhi Turner, FS

PSAC West Defensive Player of the Week (SHU)

IUP Media Player of the Game (SHU)

Jay Watkins, CB

2016 All-PSAC West (2nd team)

PSAC West Defensive Player of the Week (SRU)

Lenny Williams, QB

2016 Harlon Hill Nominee

2016 All-PSAC West (2nd team)

PSAC West Offensive Player of the Week (ESU)

IUP Media Player of the Game (Gannon)

IUP Media Player of the Game (Clarion)

IUP Media Player of the Game (ESU)

Chris Wuestner, WR

IUP Media Player of the Game (Cheyney)

Allen Wright, WR

IUP Media Player of the Game (SRU)

IUP Media Player of the Game (Cal)

GAME RECORDS

Most Rushing Attempts

Player vs. Opponent [Year]	Att
1. Michael Mann vs. Edinboro (1993)	44
2. Harvie Tuck at California (2012)	43
3. Aamir Dew vs. Northwood (2000)	41
4. Larry Monsilovich vs. Ship (1970)	40
5. James Suber vs. Lock Haven (1996)	38
D. Williams vs. California (2013)	38

Most Rushing Yards

Player vs. Opponent [Year]	Yds
1. De'Antwan Williams at Shipp. (2013)	315
2. Chris Morgan vs. ESU (2006)	286
3. Chris Morgan vs. Lock Haven (2004)	266
4. James Suber vs. Lock Haven (1996)	261
5. Harvie Tuck at California (2012)	256

Most Rushing Touchdowns

Player vs. Opponent [Year]	TDs
1. Chris Temple vs. Edinboro (2015)	6
2. Larry Monsilovich vs. Hillsdale (1971)	5
James Suber vs. Lock Haven (1996)	5

Most Pass Completions

Player vs. Opponent [Year]	Comp
1. Rich Ingold vs. Lehigh (1985)	34
Andrew Krewatch vs. Shepherd (2007)	34
Chase Haslett vs. Cal (2014)	34
4. Lynn Hieber vs. Cal (1973)	28
Bob McFarland vs. Clarion (1979)	28

Most Passing Yards

Player vs. Opponent [Year]	Yds
1. Rich Ingold vs. Lehigh (1985)	460
2. Brian Eyeran vs. Saginaw Valley (2001)	407
3. Rich Ingold vs. Shippensburg (1983)	403
4. Terry Throm vs. Shippensburg (1996)	400
5. Lenny Williams at E. Stroudsburg (2016)	380

Most Receptions

Player vs. Opponent [Year]	Rec
1. Terry Skelley vs. Clarion (1979)	15
Drew Carswell vs. Cal (2014)	15
3. Len Pesotini vs. Westminster (1975)	14
Walt Pegues at Slippery Rock (2015)	14
5. Carmelo Ocasio vs. Millersville (2001)	13
Ken Witter vs. Shepherd (2007)	13
Walt Pegues vs. Gannon (2014)	13

Most Receiving Yards

Player vs. Opponent [Year]	Yds
1. Jim Spence vs. Shippensburg (1983)	271
2. Carmelo Ocasio vs. Millersville (2001)	242
3. Walt Pegues at Slippery Rock (2015)	233
4. Terry Skelley vs. Clarion (1979)	215
5. Carmelo Ocasio vs. Saginaw Valley (2001)	207

Most Yards of Total Offense

Player vs. Opponent [Year]	Yds
1. Lenny Williams at Slippery Rock (2015)	504 (364 pass, 140 rush)
2. Lenny Williams at E. Stroudsburg (2016)	468 (380 pass, 88 rush)
3. Rich Ingold vs. Lehigh (1985)	452 (460 pass, -8 rush)

20+ YARD PLAY BREAKDOWN

By Play	
Pass	36
Rush	28
Total	64

By Game

at East Stroudsburg	11
at Cheyney	3
at Edinboro	6
Seton Hill	8
at California	9
Slippery Rock	5
Clarion	6
at Gannon	5
Mercyhurst	5
Bloomsburg	6
Fairmont State	

By Quarter

1st	24
2nd	18
3rd	13
4th	9

By Yardage

20-29 yards	31
30-39 yards	9
40-49 yards	8
50-59 yards	6
60+ yards	10

Rushing

Samir Bullock	8
Lenny Williams	7
Chris Temple	6
Mike Pietropola	3
Walt Pegues	2
Aiden Schaffer	1
Allen Wright	1

Passing

Lenny Williams	31
Mike Pietropola	4
Zac Kelly	1

Receiving

Walt Pegues	13
Allen Wright	8
Chris Wuestner	8
JoJo Gause	6
Rex Pearce	1

20-Plus Yard Touchdowns

Walt Pegues	6
Allen Wright	5
Chris Temple	4
Samir Bullock	2
Chris Wuestner	2
Lenny Williams	1
Mike Pietropola	1

20+ YARD PLAYS

Yards	Type	Player(s)	Opponent	Qtr
89	Pass	Lenny Williams to Allen Wright	Slippery Rock	1 *
84	Pass	Mike Pietropola to Walt Pegues	Mercyhurst	1 *
72	Pass	Lenny Williams to Allen Wright	East Stroudsburg	2 *
71	Pass	Lenny Williams to Walt Pegues	Slippery Rock	2
69	Pass	Lenny Williams to Walt Pegues	Mercyhurst	1 *
68	Pass	Lenny Williams to Allen Wright	Clarion	3 *
68	Pass	Lenny Williams to Walt Pegues	Gannon	2 *
66	Pass	Lenny Williams to Rex Pearce	Gannon	1
63	Run	Samir Bullock	East Stroudsburg	2 *
60	Pass	Mike Pietropola to Walt Pegues	Bloomsburg	3 *
58	Run	Mike Pietropola	Bloomsburg	3 *
57	Run	Samir Bullock	Edinboro	2 *
56	Pass	Lenny Williams to Walt Pegues	East Stroudsburg	3 *
53	Run	Lenny Williams	Gannon	1
51	Pass	Zac Kelly to Allen Wright	Slippery Rock	1 *
50	Pass	Mike Pietropola to Chris Wuestner	Cheyney	3
47	Pass	Lenny Williams to Chris Wuestner	Seton Hill	1
46	Run	Chris Temple	Bloomsburg	2 *
45	Pass	Lenny Williams to Walt Pegues	Edinboro	1
44	Pass	Lenny Williams to Allen Wright	California	2
44	Run	Samir Bullock	Slippery Rock	2
43	Pass	Mike Pietropola to Walt Pegues	Edinboro	4 *
43	Run	Chris Temple	Mercyhurst	3
41	Pass	Lenny Williams to Walt Pegues	East Stroudsburg	1
39	Run	Chris Temple	Mercyhurst	2 *
37	Pass	Lenny Williams to Chris Wuestner	Seton Hill	4 *
36	Pass	Lenny Williams to Chris Wuestner	Cheyney	3
33	Pass	Lenny Williams to JoJo Gause	East Stroudsburg	1
33	Pass	Lenny Williams to Walt Pegues	Edinboro	1
31	Pass	Lenny Williams to Walt Pegues	East Stroudsburg	2
31	Pass	Lenny Williams to JoJo Gause	California	2
31	Pass	Lenny Williams to Allen Wright	Slippery Rock	1
30	Pass	Lenny Williams to Walt Pegues	Gannon	1
28	Pass	Lenny Williams to JoJo Gause	East Stroudsburg	3
28	Run	Chris Temple	Clarion	1 *
28	Pass	Lenny Williams to Chris Wuestner	Gannon	2
27	Run	Samir Bullock	California	1
27	Run	Lenny Williams	Clarion	3
26	Run	Chris Temple	East Stroudsburg	1
26	Run	Aiden Schaffer	East Stroudsburg	4
26	Run	Samir Bullock	Edinboro	3
26	Run	Samir Bullock	Seton Hill	4
26	Pass	Lenny Williams to Chris Wuestner	Seton Hill	4
26	Pass	Lenny Williams to Allen Wright	California	3
25	Run	Mike Pietropola	East Stroudsburg	4
25	Pass	Lenny Williams to JoJo Gause	Edinboro	1
25	Pass	Lenny Williams to JoJo Gause	Clarion	1
25	Run	Lenny Williams	Mercyhurst	1
24	Pass	Lenny Williams to Chris Wuestner	Cheyney	2 *
24	Pass	Lenny Williams to Chris Wuestner	Seton Hill	1
24	Pass	Lenny Williams to JoJo Gause	Seton Hill	2
24	Run	Lenny Williams	California	1
23	Run	Lenny Williams	California	4
23	Run	Walt Pegues	Bloomsburg	1
22	Run	Allen Wright	California	4 *
22	Run	Mike Pietropola	California	4
21	Run	Walt Pegues	East Stroudsburg	2
21	Pass	Lenny Williams to Walt Pegues	Seton Hill	1
21	Pass	Lenny Williams to Allen Wright	Clarion	3
21	Run	Lenny Williams	Clarion	4
21	Run	Samir Bullock	Bloomsburg	3
20	Run	Samir Bullock	Seton Hill	2
20	Run	Lenny Williams	California	3 *
20	Run	Chris Temple	Bloomsburg	2 *

*Denotes play resulted in a touchdown

IUP SCORING DRIVES

Opp	Qtr	Time	Scoring Play	Conversion	Plays-Yards	TOP	Score
ESU	1	10:08	L. Williams 11 yd run	R. Stewart kick	8-69	2:32	7-7
ESU	1	5:31	L. Williams 3 yd run	R. Stewart kick	6-80	1:55	14-7
ESU	1	1:02	M. Anderson 10 yd run	R. Stewart kick	6-69	2:29	21-14
ESU	2	10:29	R. Stewart 24 yd field goal		11-74	3:24	24-14
ESU	2	9:00	S. Bullock 63 yd run	R. Stewart kick	1-63	0:11	31-14
ESU	2	8:48	J. Averette 8 yd interception return	R. Stewart kick			38-14
ESU	2	4:59	A. Wright 72 yd pass from L. Williams	R. Stewart kick	5-88	2:05	45-14
ESU	3	11:04	L. Williams 3 yd run	R. Stewart kick	9-75	3:50	52-21
ESU	3	4:22	W. Pegues 56 yd pass from L. Williams	R. Stewart kick	6-80	2:22	59-28
ESU	4	14:37	J. Gause 19 yd pass from L. Williams	R. Stewart kick	5-64	1:41	66-35
ESU	4	8:35	M. Pietropola 3 yd run	R. Stewart kick	10-74	3:41	73-35
Cheyney	1	8:20	J. Gause 14 yd pass from L. Williams	R. Stewart kick	10-65	4:10	7-0
Cheyney	2	14:11	C. Wuestner 24 yd pass from L. Williams	R. Stewart kick	5-44	1:07	14-0
Cheyney	2	11:04	C. Temple 2 yd run	R. Stewart kick	4-15	1:46	21-0
Cheyney	2	8:36	W. Pegues 19 yd pass from L. Williams	R. Stewart kick blocked	4-28	1:27	27-0
Cheyney	2	4:48	C. Temple 2 yd run	R. Stewart kick	8-85	2:25	34-0
Cheyney	3	8:00	C. Temple 1 yd run	R. Stewart kick	5-55	1:51	41-0
Cheyney	3	4:20	S. Bullock 4 yd run	R. Stewart kick	7-35	1:34	48-0
Cheyney	4	5:29	E. Doe 95 yd blocked field goal return	R. Stewart kick			55-0
Edinboro	1	9:38	L. Williams 1 yd run	R. Stewart kick	8-82	2:27	7-0
Edinboro	1	8:17	C. Wuestner 12 yd blocked punt return	R. Stewart kick			14-0
Edinboro	2	14:52	L. Williams 4 yd run	R. Stewart kick	10-99	3:54	21-0
Edinboro	2	10:38	S. Bullock 57 yd run	R. Stewart kick	5-86	1:59	28-0
Edinboro	2	0:07	D. Harris 1 yd run	R. Stewart kick	6-20	2:12	35-0
Edinboro	3	10:26	S. Bullock 7 yd run	R. Stewart kick	12-86	4:34	42-0
Edinboro	4	14:06	W. Pegues 43 yd pass from M. Pietropola	R. Stewart kick	1-43	0:10	49-14
Edinboro	4	10:28	D. Harris 1 yd run	R. Stewart kick	6-15	3:02	56-21
Seton Hill	1	7:27	S. Bullock 7 yd run	R. Stewart kick	6-67	1:21	7-3
Seton Hill	1	2:14	S. Bullock 2 yd run	R. Stewart kick	9-72	1:52	14-10
Seton Hill	2	14:55	D. Harris 3 yd run	R. Stewart kick	2-10	0:12	21-10
Seton Hill	2	2:07	L. Williams 9 yd run	R. Stewart kick	8-75	3:16	28-33
Seton Hill	3	10:20	S. Franco blocked PAT return				30-39
Seton Hill	3	3:57	R. Stewart 29 yd field goal		5-10	2:22	33-39
Seton Hill	4	10:28	S. Bullock 1 yd run	R. Stewart kick	9-92	2:54	40-39
Seton Hill	4	2:22	C. Wuestner 37 yd pass from L. Williams	R. Stewart kick	8-64	3:45	47-39
California	2	12:54	L. Williams 9 yd run	R. Stewart kick	10-72	3:51	7-14
California	2	6:42	J. Gause 7 yd pass from L. Williams	R. Stewart kick	9-65	2:49	14-14
California	2	0:37	A. Wright 22 yd run	R. Stewart kick	9-77	3:44	21-14
California	3	2:42	L. Williams 20 yd run	R. Stewart kick	9-77	3:49	28-21
Slippery Rock	1	12:37	L. Williams 89 yd pass to A. Wright	R. Stewart kick	1-89	0:15	7-0
Slippery Rock	1	9:19	J. Watkins 49 yd fumble recovery return	R. Stewart kick			14-0
Slippery Rock	1	2:12	R. Stewart 32 yd field goal		10-61	4:11	17-6
Slippery Rock	1	0:35	A. Wright 51 yd pass from Z. Kelly	R. Stewart kick	1-51	0:11	24-6
Slippery Rock	2	8:18	C. Temple 15 yd pass from L. Williams	R. Stewart kick	5-65	1:07	31-6
Slippery Rock	2	3:49	L. Williams 1 yd run	R. Stewart kick	4-72	1:39	38-6
Slippery Rock	3	8:16	R. Stewart 29 yd field goal		13-64	6:38	41-12
Slippery Rock	4	8:24	C. Temple 2 yd run	R. Stewart kick	6-27	3:01	48-12
Clarion	1	10:34	C. Temple 28 yd run	R. Stewart kick	7-73	2:10	7-0
Clarion	3	7:38	A. Wright 68 yd pass from L. Williams	R. Stewart kick	2-72	0:42	14-14
Clarion	3	3:38	L. Williams 6 yd run	R. Stewart kick	10-75	4:00	21-17
Clarion	4	14:38	C. Temple 10 yd run	R. Stewart kick	8-71	2:52	28-17
Clarion	4	7:19	L. Williams 3 yd run	R. Stewart kick	12-57	5:39	35-17
Clarion	4	2:39	S. Bullock 1 yd run	R. Stewart kick	9-59	4:13	42-17
Gannon	1	12:41	C. Temple 6 yd run	R. Stewart kick	6-76	2:19	7-0
Gannon	1	7:28	L. Williams 6 yd run	R. Stewart kick	5-61	1:39	14-3
Gannon	1	1:54	C. Temple 2 yd run	R. Stewart kick	3-69	0:46	21-3
Gannon	2	14:47	M. Makle 58 yd fumble recovery return	R. Stewart kick			28-3
Gannon	2	10:44	W. Pegues 68 yd pass from L. Williams	R. Stewart kick	3-79	0:55	35-3
Gannon	2	3:31	J. Gause 8 yd pass from L. Williams	R. Stewart kick	11-98	5:04	42-3
Gannon	4	5:21	D. Harris 2 yd run	R. Stewart kick blocked	10-34	6:16	48-3
Mercyhurst	1	8:45	W. Pegues 69 yd pass from L. Williams	R. Stewart kick	3-73	1:03	7-7
Mercyhurst	1	2:41	W. Pegues 84 yd pass from M. Pietropola	R. Stewart kick	3-85	0:40	14-14
Mercyhurst	2	9:42	C. Temple 39 yd run	R. Stewart kick	5-71	2:41	21-14
Mercyhurst	3	12:29	R. Stewart 26 yd field goal		8-70	2:25	24-17
Mercyhurst	4	2:35	K. Clarke 30 yd interception return	R. Stewart kick			31-20
Bloomsburg	1	6:50	C. Temple 11 yd run	R. Stewart kick	16-71	5:21	7-0
Bloomsburg	2	12:23	C. Temple 20 yd run	R. Stewart kick	10-50	4:00	14-3
Bloomsburg	2	5:37	C. Temple 46 yd run	R. Stewart kick	4-55	2:00	21-6
Bloomsburg	3	13:56	M. Pietropola 58 yd run	R. Stewart kick	3-65	1:00	28-6
Bloomsburg	3	11:06	W. Pegues 60 yd pass from M. Pietropola	R. Stewart kick	3-63	1:17	35-6
Bloomsburg	3	1:08	A. Davis 18 yd blocked punt return	R. Stewart kick			42-6

SCORE BY QUARTERS

	1st	2nd	3rd	4th	Total
IUP	129	163	88	90	470
Opponents	71	56	30	55	212

2016 IUP ROSTER

No.	Name	Pos.	Ht.	Wt.	Yr.	Hometown / High School (Prev School)
1	Jake Celidonio	QB	6-0	185	Fr.	Fort Pierce, Fla. / Fort Pierce
1	Mikale Makle	DB	5-10	190	So.	Upper Marlboro, Md. / Frederick Douglas
2	Jay Watkins	DB	5-10	190	R-Jr.	Chester, Pa. / Hyde School
3	Nate Richmond	WR	6-3	180	Fr.	Centerville, Ohio / Centerville
4	Allen Wright	WR	5-9	170	Jr.	McKeesport, Pa. / McKeesport Area
5	Lenny Williams, Jr.	QB	5-11	202	R-So.	McKees Rocks, Pa. / Sto-Rox (Temple)
5	Takhi Turner	DB	6-0	200	Jr.	Harrisburg, Pa. / Susquehanna Twp.
6	Anthony Davis	DB	6-0	195	R-So.	Monroeville, Pa. / Gateway (Temple)
7	Nick Dubowski	LB	6-0	220	Sr.	Erie, Pa. / Cathedral Prep
8	Myles Catlin	LB	6-0	210	Sr.	Pittsburgh, Pa. / Obama
9	Malik Anderson	RB	5-6	160	Fr.	Ellicott City, Md. / Howard
10	Andrew Robertson	DB	5-10	175	Fr.	Hyattsville, Md. / DeMatha
11	Swahneek Brown	WR	6-3	184	R-So.	Mechanicsburg, Pa. / Mechanicsburg
12	Steve Franco	DB	6-3	210	R-Sr.	Tyrone, Pa. / Tyrone (Akron)
13	Mike Pietropola	QB	6-0	200	So.	Wellsboro, Pa. / Wellsboro
14	Mike DeBaugh	QB	6-5	218	R-Jr.	Baltimore, Md. / Perry Hall (Robert Morris/Stevenson)
15	Devin Altland	WR	6-2	185	R-Jr.	Hanover, Pa. / Delone Catholic
16	Caleb Horton	WR	6-0	177	Jr.	Austin, Tex. / Pflugerville (Reedley JC)
17	Isaiah Stokes	DB	5-11	180	R-Fr.	Ellicott City, Md. / Howard
18	JoJo Gause	WR	6-4	220	R-Fr.	Rochester, N.Y. / Bishop Kearney (Rutgers)
19	Miles Williamson	WR	6-4	205	R-So.	Houston, Pa. / Chartiers-Houston
20	Luigi Lista-Brinza	RB	5-9	190	Jr.	McKees Rocks, Pa. / Central Catholic
21	Ronald Womack, Jr.	DB	6-1	202	R-Jr.	Philadelphia, Pa. / West Catholic
22	JR Stevens	DB	6-0	175	R-Fr.	Langhorne, Pa. / Neshaminy
23	Ackeno Robertson	DB	5-9	185	R-Sr.	Philadelphia, Pa. / Parkway Northwest
24	Mason Tortorice	DL	6-2	240	R-Sr.	Elizabeth, Pa. / Elizabeth Forward
25	Kevin Clarke	LB	6-0	215	R-Sr.	West Mifflin, Pa. / West Mifflin
26	Samir Bullock	RB	5-8	175	Fr.	Philadelphia, Pa. / Archbishop Ryan
27	Chris Temple	RB	5-11	220	Jr.	Malvern, Pa. / Great Valley
28	Andrew DeGol	DB	6-0	180	R-Sr.	Bellwood, Pa. / Bellwood-Antis
29	Ryan Stewart	K	6-0	170	Sr.	Indiana, Pa. / Indiana (Grove City)
30	Maurice House, Jr.	DB	6-0	160	So.	Erie, Pa. / Cathedral Prep
32	Chris Wuestner	WR	6-2	205	Gr.	Carlisle, Pa. / Carlisle (Pitt)
34	Walt Pegues	WR	5-10	165	Jr.	Philadelphia, Pa. / Central
35	Aidan Schaffer	RB	5-8	205	R-So.	Barto, Pa. / Upper Perkiomen
36	Nick Amendola	LB	6-1	215	Fr.	North Huntingdon, Pa. / Norwin
37	Dillon Sarka	K	5-11	177	R-Fr.	Lebanon, Ohio / Waynesville (Findlay)
38	Drew Harris	RB	6-1	230	R-Jr.	Exton, Pa. / Downingtown East (Massachusetts)
39	Morgan Jackson	DB	6-1	195	Fr.	Conshohocken, Pa. / Plymouth Whitemarsh
40	Rex Pearce	TE	6-3	240	R-Jr.	McKeesport, Pa. / Elizabeth Forward
41	Eric Doe	DB	6-0	200	Jr.	Darby, Pa. / Academy Prep
43	Jordan Spangler	K/P	5-11	175	Sr.	Johnstown, Pa. / Bishop McCort (Mercyhurst)
44	Branden Myers	LB	6-0	212	Fr.	Downingtown, Pa. / Downingtown West
45	Ryan Waltz	WR	6-3	210	R-Fr.	Holidaysburg, Pa. / Holidaysburg
46	Sean Steave	DB	5-11	180	Fr.	Altoona, Pa. / Altoona
47	Stephen Nelson	DB	5-10	175	R-So.	York, Pa. / Central York
49	Ryan Otto	TE	6-3	215	R-Fr.	Pittsburgh, Pa. / Moon Area (Duquesne)

2016 IUP ROSTER

No.	Name	Pos.	Ht.	Wt.	Yr.	Hometown / High School (Prev School)
50	Damon Lloyd	LB	6-0	235	Fr.	Bel Air, Md. / John Carroll
51	Qwamere Wright-Downing	DL	6-0	250	R-Fr.	Philadelphia, Pa. / Imohtep Charter
52	Zack Weaver	LB	5-9	205	R-Fr.	Hollidaysburg, Pa. / Hollidaysburg
54	Colin McAllister	DL	6-2	290	R-Fr.	Boothwyn, Pa. / Chichester
55	Diamond Jones	DL	6-0	245	R-So.	Huber Heights, Ohio / Wayne
57	Mike Brown	OL	6-0	275	R-Fr.	Philadelphia, Pa. / Prep Charter
58	Dan Charmo	OL/TE	6-3	260	Jr.	Hamilton, Va. / Loudon Valley
59	Ethan Cooper	OL	6-3	325	Sr.	Steelton, Pa. / Central Dauphin East
60	Kidus Woldeyes	OL	6-0	250	R-So.	Lorton, Va. / South Country
61	Yuka Onya	DL	5-10	280	Fr.	Gaithersburg, Md. / Avalon
62	Devonne Barnes	OL	6-2	295	R-So.	Erie, Pa. / Cathedral Prep
63	Joe Peterson	OL	6-4	290	So.	DuBois, Pa. / DuBois
64	Jeff Arnold	OL	6-3	280	R-Fr.	Pittsburgh, Pa. / Brashear
65	Tony Morgante	OL	6-3	280	R-Sr.	Mountain Top, Pa. / Crestwood
68	Justin Weldon	DL	6-1	305	Jr.	Easton, Pa. / Easton Area
70	Luke Milcic	OL	6-3	275	R-So.	North Huntingdon, Pa. / Norwin (Seton Hill)
72	Seamus Bishop	OL	6-3	280	R-So.	Newtown, Pa. / Council Rock North
73	Ed Bier	OL	6-2	275	Sr.	Philadelphia, Pa. / Archbishop Ryan
74	Gabriel Diaz	OL	6-6	275	R-Jr.	Miami, Fla. / Wiesbaden
79	Zaire Willis	OL	6-5	323	R-Fr.	Dallastown, Pa. / Dallastown
80	Adam Deardorff	WR	5-10	185	Sr.	Dallastown, Pa. / Dallastown
81	Malik Allen	DL	6-2	245	R-Fr.	Dover, Pa. / Dover
82	Zac Kelly	WR	5-11	180	Fr.	Buffalo, N.Y. / Williamsville North
83	Dom McNeil	WR	5-8	170	R-Fr.	Philadelphia, Pa. / Martin Luther King
84	Kevin Edwards	TE	6-2	240	Sr.	Allison Park, Pa. / North Allegheny
85	Matt Mowad	DL	6-2	230	R-Jr.	Easton, Pa. / Easton
87	Sean Bowling	K	5-11	165	So.	Pylesville, Md. / North Hartford
88	Noah Bertram	TE/LS	6-3	230	R-So.	Allentown, Pa. / Emmaus
89	CJ Jackson	TE	6-4	255	R-Jr.	Gibsonia, Pa. / Pine-Richland
90	Dyllon Scott	DL	5-11	282	So.	Reading, Pa. / Exeter Twp.
91	Deandre Easterling	DL	6-1	225	So.	Washington, D.C. / Gonzaga
92	Jemal Averette	DL	6-2	288	Jr.	Upper Marlboro, Md. / Our Lady of Good Counsel
94	Jordan Diven	DL	6-1	270	R-Jr.	Coraopolis, Pa. / West Allegheny
96	CJ Odegbo	DL	6-5	253	Jr.	Detroit, Mich. / Southfield (ASA JC)
97	Matt Spegal	P	6-0	200	R-Sr.	Bethel Park, Pa. / Bethel Park
98	Eric Kinderman	DL	6-2	205	Fr.	Pittsburgh, Pa. / Mount Lebanon
99	Dondrea Tillman	DL	6-4	260	Fr.	Sterling, Va. / Potomac Falls
	Andre Druett-Parks	QB	6-03	175	R-Fr.	Philadelphia, Pa. / Imohtep Charter

2016 IUP Football
Indiana (PA) Overall Team Statistics (as of Nov 16, 2016)
All games

Team Statistics	IUP	OPP
SCORING	470	212
Points Per Game	47.0	21.2
Points Off Turnovers	124	30
FIRST DOWNS	229	201
Rushing	138	78
Passing	76	101
Penalty	15	22
RUSHING YARDAGE	2785	1459
Yards gained rushing	2982	1749
Yards lost rushing	197	290
Rushing Attempts	511	355
Average Per Rush	5.5	4.1
Average Per Game	278.5	145.9
TDs Rushing	40	9
PASSING YARDAGE	2240	2261
Comp-Att-Int	111-187-4	178-337-22
Average Per Pass	12.0	6.7
Average Per Catch	20.2	12.7
Average Per Game	224.0	226.1
TDs Passing	18	18
TOTAL OFFENSE	5025	3720
Total Plays	698	692
Average Per Play	7.2	5.4
Average Per Game	502.5	372.0
KICK RETURNS: #-Yards	35-663	69-1429
PUNT RETURNS: #-Yards	20-192	16-100
INT RETURNS: #-Yards	22-145	4-47
KICK RETURN AVERAGE	18.9	20.7
PUNT RETURN AVERAGE	9.6	6.2
INT RETURN AVERAGE	6.6	11.8
FUMBLES-LOST	14-6	10-7
PENALTIES-Yards	69-677	74-604
Average Per Game	67.7	60.4
PUNTS-Yards	32-1259	46-1547
Average Per Punt	39.3	33.6
Net punt average	33.1	28.2
KICKOFFS-Yards	80-4403	44-2488
Average Per Kick	55.0	56.5
Net kick average	35.3	36.9
TIME OF POSSESSION/Game	29:35	30:25
3RD-DOWN Conversions	80/138	57/145
3rd-Down Pct	58%	39%
4TH-DOWN Conversions	6/11	10/20
4th-Down Pct	55%	50%
SACKS BY-Yards	19-113	13-68
MISC YARDS	99	0
TOUCHDOWNS SCORED	65	27
FIELD GOALS-ATTEMPTS	5-9	9-15
ON-SIDE KICKS	0-0	0-2
RED-ZONE SCORES	(45-51) 88%	(24-38) 63%
RED-ZONE TOUCHDOWNS	(40-51) 78%	(17-38) 45%
PAT-ATTEMPTS	(63-65) 97%	(23-26) 88%
ATTENDANCE	12807	12950
Games/Avg Per Game	5/2561	5/2590
Neutral Site Games		0/0

Score by Quarters	1st	2nd	3rd	4th	OT	Total
Indiana (PA)	129	163	88	90	0	470
Opponents	71	56	30	55	0	212

2016 IUP Football
Indiana (PA) Overall Individual Statistics (as of Nov 16, 2016)
All games

Rushing	gp	att	gain	loss	net	avg	td	lg	avg/g
Samir Bullock	10	148	912	20	892	6.0	8	63	89.2
Chris Temple	9	114	670	12	658	5.8	12	46	73.1
Lenny Williams, Jr.	9	104	674	80	594	5.7	12	53	66.0
Mike Pietropola	10	35	246	25	221	6.3	2	58	22.1
Drew Harris	6	38	133	4	129	3.4	4	15	21.5
Malik Anderson	9	29	115	7	108	3.7	1	10	12.0
Aidan Schaffer	5	16	106	4	102	6.4	0	26	20.4
Allen Wright	7	5	49	2	47	9.4	1	22	6.7
Walt Pegues	8	2	44	0	44	22.0	0	23	5.5
Luigi Lista-Brinza	1	5	33	0	33	6.6	0	9	33.0
Jordan Spangler	8	1	0	13	-13	-13.0	0	0	-1.6
TEAM	9	14	0	30	-30	-2.1	0	0	-3.3
Total	10	511	2982	197	2785	5.5	40	63	278.5
Opponents	10	355	1749	290	1459	4.1	9	77	145.9

Passing	gp	effic	comp-att-int	pct	yds	td	lg	avg/g
Lenny Williams, Jr.	9	214.04	93-136-1	68.4	1832	14	89	203.6
Mike Pietropola	10	103.85	17-49-3	34.7	357	3	84	35.7
TEAM	9	0.00	0-1-0	0.0	0	0	0	0.0
Zac Kelly	9	858.40	1-1-0	100.0	51	1	51	5.7
Total	10	187.47	111-187-4	59.4	2240	18	89	224.0
Opponents	10	113.75	178-337-22	52.8	2261	18	52	226.1

Receiving	gp	no.	yds	avg	td	lg	avg/g
Walt Pegues	8	35	846	24.2	7	84	105.8
Chris Wuestner	10	28	485	17.3	2	50	48.5
JoJo Gause	10	19	309	16.3	4	33	30.9
Allen Wright	7	18	454	25.2	4	89	64.9
Devin Altland	10	4	36	9.0	0	14	3.6
Samir Bullock	10	4	16	4.0	0	9	1.6
Rex Pearce	10	1	66	66.0	0	66	6.6
Chris Temple	9	1	15	15.0	1	15	1.7
Kevin Edwards	10	1	13	13.0	0	13	1.3
Total	10	111	2240	20.2	18	89	224.0
Opponents	10	178	2261	12.7	18	52	226.1

Punt Returns	no.	yds	avg	td	lg
Malik Anderson	7	57	8.1	0	19
Walt Pegues	6	42	7.0	0	21
Mike Pietropola	3	11	3.7	0	6
Mason Tortorice	2	4	2.0	0	0
Diamond Jones	1	29	29.0	0	0
Nick Amendola	1	19	19.0	0	0
Anthony Davis	0	18	0.0	1	18
Chris Wuestner	0	12	0.0	1	12
Total	20	192	9.6	2	21
Opponents	16	100	6.2	0	22

Interceptions	no.	yds	avg	td	lg
Jay Watkins	6	30	5.0	0	17
Kevin Clarke	3	44	14.7	1	30
Takhi Turner	3	-3	-1.0	0	3
Steve Franco	2	21	10.5	0	21
Nick Dubowski	2	0	0.0	0	0
Ackeno Robertson	2	36	18.0	0	36
Eric Doe	1	0	0.0	0	0
Jemal Averette	1	8	8.0	1	8
JR Stevens	1	3	3.0	0	3
Jordan Diven	1	6	6.0	0	6
Total	22	145	6.6	2	36
Opponents	4	47	11.8	0	28

Kick Returns	no.	yds	avg	td	lg
Samir Bullock	15	329	21.9	0	36
Allen Wright	6	172	28.7	0	39
Jay Watkins	5	66	13.2	0	15
Mikale Makle	2	37	18.5	0	23
Malik Anderson	2	31	15.5	0	19
Miles Williamson	1	1	1.0	0	1
Dom McNeil	1	10	10.0	0	10
JR Stevens	1	0	0.0	0	0
Walt Pegues	1	16	16.0	0	16
Kevin Edwards	1	1	1.0	0	1
Total	35	663	18.9	0	39
Opponents	69	1429	20.7	0	86

Fumble Returns	no.	yds	avg	td	lg
Colin McAllister	1	2	2.0	0	2
Mikale Makle	1	58	58.0	1	58
Jay Watkins	1	49	49.0	1	49
Eric Doe	0	0	0.0	1	0
Total	3	109	36.3	3	58
Opponents	1	11	11.0	0	11

2016 IUP Football
Indiana (PA) Overall Individual Statistics (as of Nov 16, 2016)
All games

Scoring	td	fg	PAT				dxp	saf	pts
			kick	rush	rcv	pass			
Ryan Stewart	-	5-9	63-65	-	-	-	-	-	78
Chris Temple	13	-	-	-	-	-	-	-	78
Lenny Williams, Jr.	12	-	-	-	-	-	-	-	72
Samir Bullock	8	-	-	-	-	-	-	-	48
Walt Pegues	7	-	-	-	-	-	-	-	42
Allen Wright	5	-	-	-	-	-	-	-	30
JoJo Gause	4	-	-	-	-	-	-	-	24
Drew Harris	4	-	-	-	-	-	-	-	24
Chris Wuestner	3	-	-	-	-	-	-	-	18
Mike Pietropola	2	-	-	-	-	-	-	-	12
Mikale Makle	1	-	-	-	-	-	-	-	6
Kevin Clarke	1	-	-	-	-	-	-	-	6
Anthony Davis	1	-	-	-	-	-	-	-	6
Jemal Averette	1	-	-	-	-	-	-	-	6
Eric Doe	1	-	-	-	-	-	-	-	6
Malik Anderson	1	-	-	-	-	-	-	-	6
Jay Watkins	1	-	-	-	-	-	-	-	6
Steve Franco	-	-	-	-	-	-	1	-	2
Total	65	5-9	63-65	-	-	-	1	-	470
Opponents	27	9-15	23-26	-	-	0-1	-	-	212

Total Offense	g	plays	rush	pass	total	avg/g
Lenny Williams, Jr.	9	240	594	1832	2426	269.6
Samir Bullock	10	148	892	0	892	89.2
Chris Temple	9	114	658	0	658	73.1
Mike Pietropola	10	84	221	357	578	57.8
Drew Harris	6	38	129	0	129	21.5
Malik Anderson	9	29	108	0	108	12.0
Aidan Schaffer	5	16	102	0	102	20.4
Zac Kelly	9	1	0	51	51	5.7
Allen Wright	7	5	47	0	47	6.7
Walt Pegues	8	2	44	0	44	5.5
Luigi Lista-Brinza	1	5	33	0	33	33.0
Jordan Spangler	8	1	-13	0	-13	-1.6
TEAM	9	15	-30	0	-30	-3.3
Total	10	698	2785	2240	5025	502.5
Opponents	10	692	1459	2261	3720	372.0

Field Goals	fg	pct.	01-19	20-29	30-39	40-49	50-99	lg	blk
Ryan Stewart	5-9	55.6	0-0	4-5	1-2	0-2	0-0	32	0

FG Sequence	Indiana (PA)	Opponents
East Stroudsburg	(24)	-
Cheyney	35	32
Edinboro	-	-
Seton Hill	(29)	(27),(23)
California (PA)	-	(39)
Slippery Rock	(32),(29)	-
Clarion	44,41	(41)
Gannon University	-	(51),49
Mercyhurst	(26)	46,(36),37,22,(21)
Bloomsburg	24	(22),(33),36

Punting	no.	yds	avg	lg	tb	fc	i20	50+	blk
Jordan Spangler	28	1120	40.0	68	5	6	6	3	0
Matt Spegal	4	139	34.8	43	0	0	1	0	0
Total	32	1259	39.3	68	5	6	7	3	0
Opponents	46	1547	33.6	57	3	6	6	2	4

Kickoffs	no.	yds	avg	tb	ob	retn	net	ydln
Sean Bowling	64	3505	54.8	5	1			
Dillon Sarka	16	898	56.1	1	0			
Total	80	4403	55.0	6	1	20.7	35.3	29
Opponents	44	2488	56.5	8	1	18.9	36.9	28

Numbers in (parentheses) indicate field goal was made.

2016 IUP Football
Indiana (PA) Overall Individual Statistics (as of Nov 16, 2016)
All games

<u>All Purpose</u>	<u>g</u>	<u>rush</u>	<u>rcv</u>	<u>pr</u>	<u>kr</u>	<u>ir</u>	<u>total</u>	<u>avg/g</u>
Samir Bullock	10	892	16	0	329	0	1237	123.7
Walt Pegues	8	44	846	42	16	0	948	118.5
Allen Wright	7	47	454	0	172	0	673	96.1
Chris Temple	9	658	15	0	0	0	673	74.8
Lenny Williams,	9	594	0	0	0	0	594	66.0
Chris Wuestner	10	0	485	12	0	0	497	49.7
JoJo Gause	10	0	309	0	0	0	309	30.9
Mike Pietropola	10	221	0	11	0	0	232	23.2
Malik Anderson	9	108	0	57	31	0	196	21.8
Drew Harris	6	129	0	0	0	0	129	21.5
Aidan Schaffer	5	102	0	0	0	0	102	20.4
Jay Watkins	10	0	0	0	66	30	96	9.6
Rex Pearce	10	0	66	0	0	0	66	6.6
Kevin Clarke	8	0	0	0	0	44	44	5.5
Mikale Makle	10	0	0	0	37	0	37	3.7
Ackeno Roberts	10	0	0	0	0	36	36	3.6
Devin Altland	10	0	36	0	0	0	36	3.6
Luigi Lista-Brinz	1	33	0	0	0	0	33	33.0
Diamond Jones	10	0	0	29	0	0	29	2.9
Steve Franco	10	0	0	0	0	21	21	2.1
Nick Amendola	10	0	0	19	0	0	19	1.9
Anthony Davis	10	0	0	18	0	0	18	1.8
Kevin Edwards	10	0	13	0	1	0	14	1.4
Dom McNeil	7	0	0	0	10	0	10	1.4
Jemal Averette	7	0	0	0	0	8	8	1.1
Jordan Diven	10	0	0	0	0	6	6	0.6
Mason Tortorice	10	0	0	4	0	0	4	0.4
JR Stevens	9	0	0	0	0	3	3	0.3
Miles Williamson	3	0	0	0	1	0	1	0.3
Takhi Turner	9	0	0	0	0	-3	-3	-0.3
Jordan Spangler	8	-13	0	0	0	0	-13	-1.6
TEAM	9	-30	0	0	0	0	-30	-3.3
Total	10	2785	2240	192	663	145	6025	602.5
Opponents	10	1459	2261	100	1429	47	5296	529.6

2016 IUP Football
Indiana (PA) Overall Defensive Statistics (as of Nov 16, 2016)
All games

#	Defensive Leaders	gp	Tackles			tfl/yds	Sacks	Pass defense			Fumbles		blkd	
			ua	a	tot		no-yds	int-yds	brup	qbh	rcv-yds	ff	kick	saf
25	Kevin Clarke	8	32	59	91	5.0-12	.	3-44	3	.	1-0	.	.	.
5D	Takhi Turner	9	26	31	57	2.5-5	.	3--3	1	.	1-0	1	.	.
12	Steve Franco	10	24	31	55	1.0-2	.	2-21	8
2	Jay Watkins	10	25	16	41	0.5-1	.	6-30	8	.	1-49	.	.	.
6	Anthony Davis	10	18	19	37	4.0-30	1.0-9	.	1	.	.	1	.	.
8	Myles Catlin	7	16	20	36	.	.	.	6	1
23	Ackeno Robertson	10	22	14	36	2.5-3	1.0-2	2-36	3
92	Jemal Averette	7	7	24	31	6.0-29	3.0-20	1-8	1	.	.	.	1	.
91	Deandre Easterling	9	12	18	30	6.0-48	4.5-32	.	.	1
50	Damon Lloyd	9	11	19	30	1.0-1	.	.	1
7	Nick Dubowski	9	10	18	28	4.0-15	1.0-10	2-0	.	.	1-0	.	.	.
55	Diamond Jones	10	7	20	27	3.5-19	1.5-16	1	.
1D	Mikale Makle	10	18	7	25	.	.	.	3	.	1-58	.	.	.
96	CJ Odegbo	8	13	12	25	2.0-13	0.5-1	1	.
21	Ronald Womack	10	15	9	24	1.0-1	.	.	3	.	.	.	1	.
94	Jordan Diven	10	12	10	22	7.0-19	3.0-14	1-6
22	JR Stevens	9	11	9	20	0.5-1	.	1-3	2
99	Dondrea Tillman	9	6	13	19	3.5-6	1.5-1
36	Nick Amendola	10	8	10	18	0.5-1	1	.
41	Eric Doe	10	13	3	16	.	.	1-0	.	.	1-0	.	.	.
24	Mason Tortorice	10	7	7	14	2	.
90	Dyllon Scott	9	1	13	14	1.0-2
68	Justin Weldon	7	1	12	13	1.0-3	.	.	.	1
85	Matt Mowad	5	4	5	9	2.5-8	1.0-5	1	.	.
81	Malik Allen	9	5	3	8	2.0-9	1.0-7
54	Colin McAllister	3	2	4	6	1-2	.	.	.
32	Chris Wuestner	10	1	4	5
10	Andrew Robertson	7	5	.	5	.	.	.	2
4	Allen Wright	7	4	.	4
82	Zac Kelly	9	1	2	3
TM	TEAM	9	2	.	2	2.0-16	1	.	.
95	Josh Coulter	3	1	1	2
51	Q. Wright-Downing	1	1	1	2	1.0-5	1	.	.
17	Isaiah Stokes	3	1	1	2	1	.
13	Mike Pietropola	10	1	1	2
30	Maurice House	1	.	1	1
89	CJ Jackson	6	.	1	1
15	Devin Altland	10	.	1	1
65	Tony Morgante	10	1	.	1
52	Zack Weaver	1	.	1	1
34	Walt Pegues	8	1	.	1
Total		10	345	420	765	60-249	19-113	22-145	42	3	7-109	5	8	.
Opponents		10	376	422	798	48-171	13-68	4-47	22	4	6-11	8	2	.

2016 IUP Football
Indiana (PA) Team Game-by-Game (as of Nov 16, 2016)
All games

TEAM STATISTICS

Date	Opponent	Rushing				Receiving				Passing				Kick Returns				Punt Returns				tot off
		no.	yds	td	lg	no.	yds	td	lg	cmp-att-int	yds	td	lg	no.	yds	td	lg	no.	yds	td	lg	
Sep 10	at East Stroudsburg	56	395	6	63	21	394	3	72	21-29-0	394	3	72	7	168	0	36	1	11	0	11	789
Sep 17	at Cheyney	51	239	4	17	13	219	3	50	13-22-1	219	3	50	1	15	0	15	3	-7	0	0	458
Sep 24	at Edinboro	63	335	6	57	13	250	1	45	13-18-0	250	1	45	3	30	0	16	2	62	1	21	585
Oct 01	SETON HILL	47	205	5	26	11	211	1	47	11-19-0	211	1	47	6	127	0	35	2	9	0	6	416
Oct 08	at California (PA)	40	235	3	27	13	177	1	44	13-28-1	177	1	44	5	59	0	17	1	1	0	1	412
Oct 15	SLIPPERY ROCK	41	167	2	44	12	295	3	89	12-20-0	295	3	89	2	13	0	12	5	52	0	19	462
Oct 22	CLARION	72	411	5	28	10	183	1	68	10-15-0	183	1	68	2	38	0	25	1	-2	0	0	594
Oct 29	at Gannon University	56	284	4	53	7	224	2	68	7-10-0	224	2	68	2	63	0	39	2	11	0	7	508
Nov 05	MERCYHURST	36	160	1	43	7	207	2	84	7-17-1	207	2	84	3	52	0	21	0	0	0	0	367
Nov 12	BLOOMSBURG	49	354	4	58	4	80	1	60	4-9-1	80	1	60	4	98	0	36	3	55	1	18	434
Indiana (PA)		511	2785	40	63	111	2240	18	89	111-187-4	2240	18	89	35	663	0	39	20	192	2	21	5025
		355	1459	9	77	178	2261	18	52	178-337-22	2261	18	52	69	1429	0	86	16	100	0	22	3720

Games: 10 • Avg/rush: 5.5 • Avg/catch: 20.2 • Pass effic: 187.47 • KR avg: 18.9 • PR avg: 9.6 • All purpose avg/game: 602.5 • Total offense avg/gm: 502.5

Date	Opponent	Tackles				Sacks	Fumble		Pass Defense			blkd	PAT Attempts			off		
		ua	a	total	tfl-yds	no-yds	ff	fr-yds	int-yds	qbh	brup	kick	kick	rush	rcv	saf	t/o	pts
Sep 10	at East Stroudsburg	35	34	69	6.0-12	1.0-4	0	0-0	2-8	0	6	0	10-10	0	0	0	14	73
Sep 17	at Cheyney	41	32	73	10.0-59	4.0-31	2	2-2	2-39	0	5	2	7-8	0	0	0	13	55
Sep 24	at Edinboro	33	26	59	3.0-10	1.0-7	0	0-0	2-3	0	4	1	8-8	0	0	0	7	56
Oct 01	SETON HILL	38	46	84	9.0-36	1.0-9	0	0-0	3-20	0	9	2	6-6	0	0	0	14	47
Oct 08	at California (PA)	45	36	81	3.0-4	2.0-3	0	0-0	2-27	3	6	0	4-4	0	0	0	7	28
Oct 15	SLIPPERY ROCK	28	58	86	8.0-24	1.0-7	1	2-49	2-12	0	1	1	6-6	0	0	0	21	48
Oct 22	CLARION	18	42	60	9.0-34	3.0-19	0	0-0	3--5	0	5	0	6-6	0	0	0	14	42
Oct 29	at Gannon University	35	32	67	2.0-16	2.0-16	1	2-58	3-6	0	3	0	6-7	0	0	0	20	48
Nov 05	MERCYHURST	38	54	92	7.0-19	2.0-5	0	0-0	2-30	0	3	1	4-4	0	0	0	7	31
Nov 12	BLOOMSBURG	34	60	94	3.0-35	2.0-16	1	1-0	1-17	0	0	1	6-6	0	0	0	7	42
Indiana (PA)		345	420	765	60.0-249	19.0-117	5	7-109	22-145	3	42	8	63-65	0	0	0	124	470
		376	422	798	48.0-171	13.0-68	8	6-11	4-47	4	22	2	23-26	0	0	0	30	212

Date	Opponent	Punting							Field Goals			Kickoffs						
		no.	yds	avg	long	blkd	tb	fc	50+	i20	md-att	long	blkd	no.	yds	avg	tb	ob
Sep 10	at East Stroudsburg	2	73	36.5	37	0	0	0	0	1	1-1	24	0	12	702	58.5	0	0
Sep 17	at Cheyney	2	66	33.0	43	0	0	0	0	0	0-1	0	0	9	492	54.7	0	0
Sep 24	at Edinboro	5	212	42.4	68	0	2	1	1	1	0-0	0	0	9	459	51.0	1	0
Oct 01	SETON HILL	4	141	35.2	45	0	0	2	0	0	1-1	29	0	8	420	52.5	1	1
Oct 08	at California (PA)	4	167	41.8	53	0	0	1	1	0	0-0	0	0	5	236	47.2	0	0
Oct 15	SLIPPERY ROCK	5	206	41.2	48	0	0	2	0	2	2-2	32	0	9	531	59.0	0	0
Oct 22	CLARION	2	58	29.0	34	0	0	0	0	0	0-2	0	0	7	367	52.4	1	0
Oct 29	at Gannon University	2	84	42.0	42	0	1	0	0	1	0-0	0	0	8	440	55.0	1	0
Nov 05	MERCYHURST	4	172	43.0	55	0	1	0	1	2	1-1	26	0	6	349	58.2	1	0
Nov 12	BLOOMSBURG	2	80	40.0	47	0	1	0	0	0	0-1	0	0	7	407	58.1	1	0
Indiana (PA)		32	1259	39.3	68	0	5	6	3	7	5-9	32	0	80	4403	55.0	6	1
		46	1547	33.6	57	4	3	6	2	6	9-15	51	2	44	2488	56.5	8	1

2016 IUP Football
Indiana (PA) Opponent Game-by-Game (as of Nov 16, 2016)
All games

OPPONENT STATISTICS

Date	Opponent	Rushing				Receiving				Passing				Kick Returns				Punt Returns				tot off
		no.	yds	td	lg	no.	yds	td	lg	cmp-att-int	yds	td	lg	no.	yds	td	lg	no.	yds	td	lg	
Sep 10	at East Stroudsburg	26	188	3	77	23	309	3	52	23-39-2	309	3	52	12	217	0	32	2	13	0	7	497
Sep 17	at Cheyney	38	49	0	13	9	88	0	23	9-27-2	88	0	23	9	170	0	27	1	16	0	16	137
Sep 24	at Edinboro	25	85	1	14	23	281	3	40	23-37-2	281	3	40	7	160	0	86	2	12	0	11	366
Oct 01	SETON HILL	46	199	0	34	21	332	5	52	21-42-3	332	5	52	3	71	0	34	1	5	0	5	531
Oct 08	at California (PA)	41	173	3	14	19	308	1	37	19-39-2	308	1	37	5	101	0	41	3	15	0	11	481
Oct 15	SLIPPERY ROCK	38	120	0	29	19	245	3	47	19-30-2	245	3	47	9	209	0	31	2	25	0	22	365
Oct 22	CLARION	26	99	1	68	11	125	1	27	11-32-3	125	1	27	6	93	0	30	0	0	0	0	224
Oct 29	at Gannon University	30	133	0	22	18	193	0	25	18-30-3	193	0	25	7	166	0	26	1	0	0	0	326
Nov 05	MERCYHURST	40	149	1	17	22	243	1	39	22-37-2	243	1	39	5	132	0	33	3	13	0	7	392
Nov 12	BLOOMSBURG	45	264	0	44	13	137	1	23	13-24-1	137	1	23	6	110	0	28	1	1	0	1	401
Opponents		355	1459	9	77	178	2261	18	52	178-337-22	2261	18	52	69	1429	0	86	16	100	0	22	3720
		511	2785	40	63	111	2240	18	89	111-187-4	2240	18	89	35	663	0	39	20	192	2	21	5025

Games: 10 • Avg/rush: 4.1 • Avg/catch: 12.7 • Pass effic: 113.75 • KR avg: 20.7 • PR avg: 6.2 • All purpose avg/game: 529.6 • Total offense avg/gm: 372.0

Date	Opponent	Tackles				Sacks	Fumble		Pass Defense			blkd	PAT Attempts			off		
		ua	a	total	tfl-yds	no-yds	ff	fr-yds	int-yds	qbh	brup	kick	kick	rush	rcv	saf	t/o	pts
Sep 10	at East Stroudsburg	57	30	87	3.0-10	1.0-4	1	0-0	0-0	0	1	0	6-6	0	0	0	0	42
Sep 17	at Cheyney	41	42	83	7.0-26	2.0-12	1	0-0	1-28	2	3	1	0-0	0	0	0	0	0
Sep 24	at Edinboro	34	74	108	3.0-20	1.0-6	1	0-0	0-0	0	0	0	4-4	0	0	0	0	28
Oct 01	SETON HILL	39	32	71	7.0-19	1.0-4	2	2-0	0-0	0	4	0	3-5	0	0	0	13	39
Oct 08	at California (PA)	37	34	71	5.0-18	2.0-9	0	0-0	1-11	2	2	0	4-4	0	0	0	7	31
Oct 15	SLIPPERY ROCK	34	32	66	1.0-1	0.0-0	1	0-0	0-0	0	3	0	1-2	0	0	0	0	19
Oct 22	CLARION	47	56	103	7.0-26	2.0-11	2	3-0	0-0	0	3	0	2-2	0	0	0	3	17
Oct 29	at Gannon University	29	62	91	4.0-10	1.0-1	0	0-0	0-0	0	1	1	0-0	0	0	0	0	3
Nov 05	MERCYHURST	26	22	48	10.0-39	3.0-21	0	1-11	1-4	0	3	0	2-2	0	0	0	7	20
Nov 12	BLOOMSBURG	32	38	70	1.0-2	0.0-0	0	0-0	1-4	0	2	0	1-1	0	0	0	0	13
Opponents		376	422	798	48.0-171	13.0-68	8	6-11	4-47	4	22	2	23-26	0	0	0	30	212
		345	420	765	60.0-249	19.0-117	5	7-109	22-145	3	42	8	63-65	0	0	0	124	470

Date	Opponent	Punting							Field Goals			Kickoffs						
		no.	yds	avg	long	blkd	tb	fc	50+	i20	md-att	long	blkd	no.	yds	avg	tb	ob
Sep 10	at East Stroudsburg	6	254	42.3	47	0	2	3	0	1	0-0	0	0	7	411	58.7	0	0
Sep 17	at Cheyney	7	195	27.9	41	1	0	1	0	1	0-1	0	1	1	40	40.0	0	0
Sep 24	at Edinboro	6	208	34.7	50	1	1	0	1	3	0-0	0	0	4	213	53.2	1	0
Oct 01	SETON HILL	2	37	18.5	37	1	0	0	0	0	2-2	27	0	8	464	58.0	2	0
Oct 08	at California (PA)	3	100	33.3	37	0	0	1	0	0	1-1	39	0	6	341	56.8	1	0
Oct 15	SLIPPERY ROCK	7	257	36.7	47	0	0	0	0	1	0-0	0	0	3	154	51.3	1	0
Oct 22	CLARION	7	250	35.7	57	0	0	0	1	0	1-1	41	0	4	223	55.8	2	0
Oct 29	at Gannon University	2	65	32.5	37	0	0	0	0	0	1-2	51	0	2	130	65.0	0	0
Nov 05	MERCYHURST	2	72	36.0	37	0	0	1	0	0	2-5	36	1	5	312	62.4	1	1
Nov 12	BLOOMSBURG	4	109	27.2	37	1	0	0	0	0	2-3	33	0	4	200	50.0	0	0
Opponents		46	1547	33.6	57	4	3	6	2	6	9-15	51	2	44	2488	56.5	8	1
		32	1259	39.3	68	0	5	6	3	7	5-9	32	0	80	4403	55.0	6	1