

THE MATCHUP

2024 NCAA KNOXVILLE REGIONAL

MAY 31 - JUNE 3 • LINDSEY NELSON STADIUM (5,548) • KNOXVILLE, TENN. • ESPN NETWORKS / ESPN+

#1 [1] TENNESSEE VOLUNTEERS (50-11, 22-8 SEC)



Head Coach:
Tony Vitello
Career Record:
285-110 (7th year)
Record at UT:
Same
Rankings:
D1B: 1 | USAT: 1 | BA: 1
NCBWA: 1 | PG: 1

[3] INDIANA HOOSIERS (32-24-1, 15-9 BIG TEN)



Head Coach:
Jeff Mercer
Career Record:
251-161-1 (8th year)
Record at IU:
174-123-1 (6th year)
Rankings:
D1B: -- | USAT: -- | BA: --
NCBWA: -- | PG: --

[2] SOUTHERN MISS GOLDEN EAGLES (41-18, 20-10 SUN BELT)



Head Coach:
Christian Ostrander
Career Record:
41-18 (1st year)
Record at USM:
Same
Rankings:
D1B: 23 | USAT: 24 | BA: 22
NCBWA: 24 | PG: 25

[4] NORTHERN KENTUCKY NORSE (35-22, 19-11 HORIZON)



Head Coach:
Dizzy Peyton
Career Record:
84-84 (3rd year)
Record at NKU:
Same
Rankings:
D1B: -- | USAT: -- | BA: --
NCBWA: -- | PG: --

TENNESSEE TEAM STATS

	No.	NCAA	SEC
Batting Average:	.311	19	1
Runs/Game:	9.1	9	2
Hits:	636	8	1
Home Runs:	147	1	1
Slugging Pct:	.600	2	1
On-Base Pct:	.414	25	3
Stolen Bases:	44	216	9
ERA:	3.84	4	2
WHIP:	1.22	2	2
K-to-BB Ratio:	3.38	2	1
Walks Allowed/9:	2.97	4	1
Fielding Pct:	.978	29	5

*Rankings as of May 27

POSSIBLE STARTING PITCHERS (BASED ON STARTS THIS YEAR)

#32 Drew Beam (RHP | Jr.):
Stats: 8-2, 3.92 ERA, 15 GS, 85.0 IP, 21 BB, 75 K, .264 Opp AVG
#48 Zander Sechrist (LHP | Sr.):
Stats: 3-1, 3.90 ERA, 15 GS, 55.1 IP, 11 BB, 57 K, .262 Opp AVG
#27 Chris Stamos (LHP | Gr.):
Stats: 3-0, 3.34 ERA, 7 GS, 29.2 IP, 15 BB, 32 K, .170 Opp AVG
#18 AJ Causey (RHP | Jr.):
Stats: 11-3, 4.10 ERA, 6 GS, 74.2 IP, 16 BB, 100 K, .254 Opp AVG
#37 Dylan Loy (LHP | Fr.):
Stats: 2-0, 2.28 ERA, 5 GS, 27.2 IP, 10 BB, 33 K, .177 Opp AVG
#33 AJ Russell (RHP | So.):
Stats: 0-1, 5.02 ERA, 4 GS, 14.1 IP, 8 BB, 21 K, .231 Opp AVG

SERIES HISTORY

vs. Indiana: Vols lead, 5-1
Last Meeting: 2/24/19 in Knoxville (W, 5-3)
vs. Northern Kentucky: Vols lead, 2-0
Last Meeting: 2/25/20 in Knoxville (W, 15-1)
vs. Southern Miss: Vols lead, 8-3
Last Meeting: 6/12/23 in Hattiesburg - Super Regional (W, 5-0)

PROJECTED LINEUP

C - #10 Cal Stark (.227, 6 HR, 20 RBI)
1B - #25 Blake Burke (.372, 17 HR, 51 RBI)
2B - #1 Christian Moore (.382, 28 HR, 63 RBI)
3B - #11 Billy Amick (.317, 19 HR, 53 RBI)
SS - #23 Dean Curley (.277, 9 HR, 38 RBI)
LF - #8 Dylan Dreiling (.317, 17 HR, 60 RBI)
CF - #9 Hunter Ensley (.275, 8 HR, 37 RBI)
RF - #21 Kavares Tears (.337, 17 HR, 48 RBI)
DH - #13 Reese Chapman (.318, 6 HR, 30 RBI)

BROADCAST INFO

TELEVISION:
ESPN Networks / ESPN+

Talent:
Clay Matvick (PxP)
Ben McDonald (Analyst)

RADIO:
Vol Network (FM 99.1 | AM 990)
UTSports.com // UT Athletics App

Talent:
John Wilkerson & Vince Ferrara

2024 SCHEDULE

RECORD

50-11

SEC	22-8
NON-CONFERENCE	28-3
HOME	35-3
AWAY	9-6
NEUTRAL	6-2
STREAK	W4

DATE	OPPONENT (TV)	TIME/SCORE
2/16	vs. #18/21 Texas Tech ¹	W, 6-2
2/17	vs. Oklahoma ¹	L, 5-1 (10)
2/18	vs. Baylor ¹	W, 11-5
2/20	UNC Asheville	W, 3-2
2/21	ETSU	W, 16-0 (7)
2/23	UAlbany	W, 8-5
2/24	UAlbany	W, 21-6
2/25	UAlbany	W, 12-0 (7)
2/27	High Point	W, 7-4
3/1	Bowling Green	W, 11-1 (8)
3/2	Bowling Green	W, 12-1 (7)
3/3	Bowling Green	W, 16-6 (7)
3/5	Kansas State	W, 15-5
3/6	Southern Indiana	W, 2-1
3/8	Illinois	W, 6-3
3/9	Illinois	W, 24-1
3/10	Illinois	W, 8-3
3/12	Eastern Kentucky	W, 17-2 (7)
3/15	@ #12/14 Alabama*	W, 11-3
3/16	@ #12/14 Alabama* (SECN)	L, 6-3
3/17	@ #12/14 Alabama* (SECN)	L, 7-6
3/19	Xavier	W, 10-2
3/22	#17/NR Ole Miss*	W, 15-3 (7)
3/23	#17/NR Ole Miss*	L, 8-5
3/24	#17/NR Ole Miss*	W, 15-4 (7)
3/26	Tennessee Tech	W, 11-1 (7)
3/29	#22/NR Georgia*	L, 16-2 (7)
3/30	#22/NR Georgia* (SECN)	W, 16-11
3/31	#22/NR Georgia* (SECN)	W, 7-0
4/5	@ Auburn*	L, 9-5
4/6	@ Auburn*	W, 12-2 (7)
4/7	@ Auburn*	W, 19-5 (7)
4/9	Alabama A&M	W, 20-2 (7)
4/12	#25/NR LSU* (ESPN2)	W, 6-3
4/13	#25/NR LSU* (SECN)	W, 3-1
4/14	#25/NR LSU* (SECN)	W, 8-4
4/16	Bellarmine	W, 20-5
4/19	@ #3/3 Kentucky*	L, 5-3
4/20	@ #3/3 Kentucky*	W, 9-4
4/21	@ #3/3 Kentucky*	W, 13-11
4/23	Western Carolina	W, 12-4
4/25	Missouri* (SECN)	W, 10-1
4/26	Missouri*	W, 3-2
4/27	Missouri* (SECN)	W, 3-2
4/30	Lipscomb	L, 9-6
5/3	@ Florida*	W, 6-2
5/3	@ Florida*	L, 4-3
5/4	@ Florida*	W, 16-3 (7)
5/7	Queens	W, 6-3
5/10	@ #25/NR Vanderbilt*	W, 8-4
5/11	@ #25/NR Vanderbilt* (SECN)	W, 7-6
5/12	@ #25/NR Vanderbilt* (ESPN2)	L, 3-0
5/14	Belmont	W, 10-0 (7)
5/16	#23/24 South Carolina*	W, 9-3
5/17	#23/24 South Carolina*	W, 8-3
5/18	#23/24 South Carolina*	W, 4-1
5/22	Vanderbilt ² (SECN)	L, 13-4
5/23	#3/4 Texas A&M ² (SECN)	W, 7-4
5/24	#14/15 Mississippi St. ² (SECN)	W, 6-5
5/25	Vanderbilt ² (SECN)	W, 6-4
5/26	LSU ² (SECN)	W, 4-3
5/31	NKU ³ (SECN)	7 p.m.
6/1	Southern Miss/Indiana ³	12/6 p.m.

* Southeastern Conference game

1 - Shriners Children's College Showdown (Arlington, Texas)

2 - SEC Tournament (Hoover, Ala.)

3 - NCAA Knoxville Regional

All times Eastern & Subject to Change

LEADING OFF

VOLS ARE NO. 1 NATIONAL SEED FOR SECOND TIME IN PROGRAM HISTORY

For the second time in the last three years, Tennessee enters the NCAA Tournament as the No. 1 national seed after winning SEC regular season and SEC Tournament titles. The Vols are just the third program in Division I history to earn the No. 1 overall seed in the NCAA Baseball Tournament twice in a three-year span, joining Florida (2016 & 2018) and Florida State (2002 and 2003).

NCAA POSTSEASON SUCCESS AT LNS

The Big Orange will look to continue their home dominance in the postseason, having won their last five regionals in Knoxville. UT is 20-5 all-time in NCAA regional games played at Lindsey Nelson Stadium and 23-7 overall in NCAA postseason games at home. The Vols have never lost a home regional in the current four-team format and have won five of the seven NCAA regionals played in Knoxville (1995, 2001, 2005, 2021, 2022).

VOLS DOUBLE DOWN ON SEC CROWN

Just as it did the last time it earned the No. 1 national seed in 2022, Tennessee is coming off capturing the SEC regular season and SEC Tournament crowns. The Vols shared the regular-season title with Kentucky after posting a 22-8 record in league play and went on to win their fifth tournament championship in program history despite dropping their first game and having to battle their way through the loser's bracket.

LAST TIME OUT

UT held off a ninth-inning rally from LSU in the SEC Tournament Championship game. Freshman LHP **Dylan Loy** tossed 4.2 scoreless innings of relief while **Billy Amick** hit a three-run homer and **Hunter Ensley** went 4-for-4.

[FOLLOW THE VOLS:



@VOL_BASEBALL



TENNESSEE BASEBALL

MEDIA INFORMATION

CREDENTIALS

Media credentials will be issued to members of the working media only. Children and other non-workers will be prohibited. Requests for credentials should be made by calling or emailing **Sean Barows** by noon ET on Monday of each week. All credentials not picked up at the Tennessee Media Relations office will be left at the ticket will call window at the entrance of the stadium.

INTERVIEW POLICY

Tennessee Head Coach Tony Vitello and select student-athletes will be available to meet working members of the media inside the batting cages located down the right-field line following each game at Lindsey Nelson Stadium. Media members are not permitted in the locker room or clubhouse area at anytime.

Interviews with visiting team members may be done on the field, subject to the policy of the visiting team's media relations representative.

PHOTOGRAPHERS/TV

Media credentials are required for all photographers and television media.

Photo decks are located atop the stairwells behind the first- and third-base lines. There is also a field-level photo area between the third-base dugout and the bleachers. Both still and television photographers are welcome to shoot from these locations. Television crews are welcome to film from the mezzanine level underneath the press box.

Photographers **will not** be permitted in or between the dugouts.

PRESS BOX

The Lindsey Nelson Stadium press box is for working members of the media only. The press box includes space for working members of the press, team representatives, public address announcer and scoreboard operator. Also located on the press level are two radio booths and a television/VIP booth. Admission to the press box is by credential only.

Updated cumulative statistics, game notes and team rosters will be available in the press box at each home game. A final box score will be distributed at the completion of each game. Stat Broadcast live stats links for each game are available at **UTStats.com**.

An official scorer is assigned to all home games, and **Sean Barows** will keep media informed of all scoring decisions, notable facts and records.

INTERNET/WIFI

High-speed wireless Internet is available throughout Lindsey Nelson Stadium. There also are a limited number of DSL connections available in the press box and phone lines for dial-up access are available as well inside each radio booth.

STRATEGIC COMMUNICATIONS INFO

Overnight Mail Address
1551 Lake Loudoun Blvd.
Anderson Training Center, Ground Floor
Knoxville, TN 37996

Sean Barows
Associate Director of Strategic Communications

Office Phone: 865-974-7478

Cell Phone: 561-312-9432

Email: sbarows@tennessee.edu

FOLLOW ONLINE

Website
UTSports.com/sports/baseball

X, Instagram & TikTok

@Vol_Baseball

Facebook
Facebook.com/VolBaseball

TENNESSEE NUMERICAL ROSTER

No.	Name	Pos.	Cl.	B/T	Ht.	Wt.	Hometown/Previous School
1	Christian Moore	INF	Jr.	R/R	6-1	216	Brooklyn, N.Y./Suffield Academy
2	Ariel Antigua	INF	Fr.	R/R	5-8	184	Lake Worth, Fla./Trinity Christian Academy
4	Alex Perry	INF	Jr.	R/R	6-4	206	McComb, Miss./North Pike HS/Pearl River CC (MS)
5	Cannon Peebles	C	So.	S/R	5-11	194	Ashland, Va./Hanover HS/NC State
6	Bradke Lohry	INF	Jr.	R/R	5-8	171	Trinity, Fla./Jesuit HS/College of Central Florida
7	Nate Snead	RHP	So.	R/R	6-2	212	South Milwaukee, Wis./South Milwaukee HS/Wichita State
8	Dylan Dreiling	OF	So.	L/L	5-11	200	Hays, Kan./Hays HS
9	Hunter Ensley	OF	R-Jr.	R/R	6-1	196	Huntingdon, Tenn./Huntingdon HS
10	Cal Stark	C	Sr.	R/R	6-1	200	Knoxville, Tenn./Farragut HS/Weatherford College (TX)
11	Billy Amick	INF	Jr.	R/R	6-1	217	Batesburg, S.C./P27 Academy/Clemson
12	Ethan Payne	UTL	Gr.*	L/R	6-4	211	Memphis, Tenn./Germantown HS
13	Reese Chapman	OF	So.	L/R	6-1	212	Parker, Colo./Grandview HS
14	Charlie Taylor	C	R-Jr.	R/R	5-11	190	Dunwoody, Ga./Wesleyan School
15	JJ Garcia	RHP	So.	R/R	6-6	209	Statesville, N.C./Combine Academy
16	Dalton Bargo	UTL	So.	L/R	6-1	196	Omaha, Neb./Westside HS/Missouri
17	Robin Villeneuve	1B/OF	Jr.	R/L	6-1	214	Gatineau, Quebec/Weatherford College (TX)
18	AJ Causey	RHP	Jr.	R/R	6-3	205	Harvest, Ala./Sparkman HS/Jacksonville State
19	Andrew Behnke	LHP	So.	L/L	5-10	181	Nashville, Tenn./Donelson Christian Academy
20	Colby Backus	OF	R-Jr.	R/R	6-4	223	Johnson City, Tenn./Daniel Boone HS/Walters State CC (TN)
21	Kavares Tears	OF	R-So.	L/L	6-0	200	Lewisburg, Tenn./Columbia Academy
23	Dean Curley	INF	Fr.	R/R	6-3	212	La Verne, Calif./Northview HS
25	Blake Burke	1B	Jr.	R/L	6-3	236	Brentwood, Calif./De La Salle HS
27	Chris Stamos	LHP	Gr.	L/L	6-4	209	Pasadena, Calif./St. Francis HS/California
28	Aaron Combs	RHP	R-Jr.	R/R	6-3	203	Sarasota, Fla./IMG Academy/College of Central Florida
29	Brady Robertson	RHP	R-Fr.	R/R	6-3	199	Humboldt, Tenn./Trinity Christian Academy
30	Stone Lawless	C	Fr.	R/R	6-2	225	Huntsville, Ala./Huntsville HS
31	Austin Hunley	RHP	R-Fr.	R/R	6-3	196	Mount Juliet, Tenn./Mount Juliet HS
32	Drew Beam	RHP	Jr.	R/R	6-4	207	Murfreesboro, Tenn./Blackman HS
33	AJ Russell	RHP	So.	R/R	6-6	207	Franklin, Tenn./Franklin HS
34	Derek Schaefer	RHP	Fr.	R/R	6-2	206	Cave Creek, Ariz./Cactus Shadows HS
35	Kirby Connell	LHP	Gr.*	L/L	5-11	196	Johnson City, Tenn./Blacksburg HS (SC)
36	Blake Grimmer	INF	Fr.	R/L	6-3	202	Spring Lake, Mich./Orchard Lake St. Mary's Prep
37	Dylan Loy	LHP	Fr.	R/L	6-0	194	Pigeon Forge, Tenn./Pigeon Forge HS
40	Hunter High	INF/OF	Fr.	L/R	6-0	198	Crieve Hall, Tenn./Lipscomb Academy
41	Camden Bates	INF	Fr.	R/R	5-10	165	Washington, Okla./Washington HS
43	Luke Payne	LHP	Fr.	R/L	6-4	191	Gallatin, Tenn./Goodpasture Christian School
44	Marcus Phillips	RHP/OF	So.	R/R	6-4	250	Sioux Falls, S.D./Roosevelt HS/Iowa Western CC
45	Matthew Dallas	LHP	Fr.	L/L	6-5	192	Memphis, Tenn./Briarcrest Christian School
46	Brayden Sharp	OF/LHP	Fr.	L/L	6-2	174	The Woodlands, Texas/The Woodlands HS
48	Zander Sechrist	LHP	Sr.	R/L	6-2	193	Buford, Ga./Flowery Branch HS

* Using Additional Year of Eligibility from 2020 COVID-Shortened Season

COACHING & SUPPORT STAFF

Head Coach: Tony Vitello (Missouri, '02)

Record at Tennessee (Year): 285-110 (7th season)

Overall Record (Year): Same

Associate Head Coach: Josh Elander (7th season)

Assistant Coach: Frank Anderson (7th season)

Assistant Coach: Richard Jackson (5th season, 3rd as AC)

Student Assistant Coach: Parker Serrano (1st season)

Dir. of Sports Performance: Quentin Eberhardt (6th season)

Dir. of Player Development: Luke Bonfield (3rd season)

Video Coordinator: Sean McCann (7th season)

Director of Analytics: Zach Stovall (1st season)

Director of Operations: Chad Zurcher (9th season)

Athletic Trainer: Jeff Wood (24th season)

PRONUNCIATION GUIDE

Billy Amick (AY-mick)

Andrew Behnke (BAIN-key)

Kirby Connell (con-NELL)

Dylan Dreiling (DRY-ling)

Bradke Lohry (brad-key LOR-ree)

Zander Sechrist (SEE-crist)

Chris Stamos (STAH-mos)

Kavares Tears (kuh-VAHR-es TIERS)

Robin Villeneuve (Villa-NEV)

QUICK FACTS

GENERAL UNIVERSITY INFO

Location:	Knoxville, Tenn.
Founded:	1794
Enrollment:	36,304
Conference:	Southeastern (SEC)
Nickname:	Volunteers (Vols)
Colors:	Orange (PMS 151) and White
Mascot:	Smokey (a Bluetick Coonhound)
System President:	Randy Boyd
Chancellor:	Donde Plowman
Director of Athletics:	Danny White
Faculty Athletics Rep:	Dr. Matt Harris

BASEBALL HISTORY

First Year of Baseball:	1897
All-Time Overall Record:	2,281-1,682-13
All-Time Collegiate Record:	2,275-1,679-13
All-Time SEC Record:	831-944-1
SEC Regular-Season Championships (Last):	5 (2024)
Eastern Division Championships (Last):	9 (2024)
SEC Tournament Championships (Last):	5 (2024)
SEC Tournament Appearances (Last):	20 (2024)

NCAA Tournament Appearances (Last):	14 (2024)
NCAA Super Regional Appearances (Last):	5 (2023)
CWS Appearances (Last):	6 (2023)

TEAM INFO

2023 Record:	44-22
Home/Away/Neutral:	33-5/7-13/4-4
2023 SEC Record (Finish):	16-14 (4th East)
Home/Away:	12-3/4-11
Final National Rankings:	
RPI:	12
Baseball America:	5
Collegiate Baseball Newspaper:	6
D1Baseball:	7
NCBWA:	5
Perfect Game:	5
USA Today Coaches:	4
Positional Starters Returning/Lost:	5/4
Pitchers Returning/Lost:	7/10
Letterwinners Returning/Lost:	16/20
Newcomers:	24

NUMBERS TO KNOW

9

Tennessee posted **NINE** straight weekend series wins to end the regular season, the longest current streak among Power conference schools.

40+

Entering this weekend, Tennessee is one of just three programs nationally to post **40-plus** wins in each of the last five full seasons (2019, 2021, 2022, 2023, 2024).

201

UT's **201** victories since the start of the 2021 season are the most of any Division I program, 19 more than second-place Arkansas, who has won 182 in that span.

ROUNDING THE BASES

THE ROAD TO OMAHA: POSTSEASON SUCCESS DURING VITELLO ERA

- Tennessee has become a postseason staple under head coach **Tony Vitello** as they prepare to play in their **fifth consecutive NCAA regional**, matching the longest regional streak in program history (1993-1997).
- The Vols have also advanced to three straight NCAA super regionals, the longest such streak in program history.
- UT is the only SEC program and one of just four teams nationally (Stanford, Texas & Virginia) to have appeared in the College World Series in two of the last three seasons (2021 & 2023).
- Tennessee is **20-5 all-time in NCAA regional games played at Lindsey Nelson Stadium** and 23-7 overall in NCAA postseason games at home. The Vols have never lost a home regional in the current four-team format and have won five of the seven NCAA regionals played in Knoxville (1995, 2001, 2005, 2021, 2022).
- The Big Orange are unbeaten in their last three NCAA regionals, posting a 9-0 record in those games. UT is **11-2 overall in regional games and 15-8 overall in NCAA Tournament games** under Vitello.

Vols No. 1 National Seed For Second Time In Program History

- For the second time in the last three years, Tennessee enters the NCAA Tournament as the No. 1 national seed following a 50-win season and a pair of SEC titles.
- The Vols are just the third program in Division I history to earn the No. 1 overall seed in the NCAA Baseball Tournament twice in a three-year span, joining Florida (2016 & 2018) and Florida State (2002 and 2003).
- Tennessee also joins a small group of programs that have earned the No. 1 national seed multiple times, becoming just the seventh to do so since the tournament switched to its current format in 1999.

Division I Programs to Earn No. 1 National Seed Multiple Times (Since 1999)

Florida - 2012, 2016, 2018	Tennessee - 2022, 2024
Florida State - 2002, 2003	Texas - 2004, 2009
Miami - 1999, 2008	UCLA - 2015, 2019
Oregon State - 2014, 2017	

TENNESSEE ON TOP

- The Vols held steady at **No. 1 in all five major polls for the fourth straight week** after winning the SEC Tournament last week.
- D1Baseball (#1 | -) • USA Today (#1 | -) • NCBWA (#1 | -) • Baseball America (#1 | -) • Perfect Game (#1 | -)
- UT reached No. 1 in the Week 13 polls, its first No. 1 ranking since Week 17 of the 2022 season, a year in which they spent 12 weeks ranked No. 1 in at least one poll and 10 weeks as the unanimous top-ranked team.
- Including end of season rankings, the Vols have been ranked in at least one poll for **76 consecutive weeks**.
- UT has earned preseason top-25 rankings in each of the past four seasons after going 13 consecutive years without being ranked in the preseason polls. (Ranked as high as No. 11 to begin the 2007 season)
- Tennessee finished the 2023 season ranked as a consensus top-10 team and ranked as high as No. 4 nationally (USA Today) after making its second College World Series appearance in the past three years.

SEC SUCCESS UNDER VITELLO

- During the five-plus seasons in which Tennessee has played SEC games under head coach **Tony Vitello**, the Vols are **109-71** in league play. In the six full seasons prior to Vitello taking over (2012-17), UT was 81-120 in SEC play.
- UT is **83-37** in SEC regular-season play since 2021, which is the best record in the league in that span, five games better than Arkansas (78-42). Including postseason games, the Vols are **95-41** against SEC foes since 2021.
- Having reached the 22 win mark in conference play this year, the Vols have now posted **four straight seasons with a winning record in conference play (2021, 2022, 2023, 2024)** and **20-plus SEC wins in three of the last four years**. The last time UT had four consecutive seasons with a record above .500 in SEC play was during a five-year stretch from 1993-1997.
- Tennessee and Arkansas are the only two teams in the SEC who have posted winning records in league play in each of the past four seasons (including this year).
- The Vols have posted **16 series sweeps** in conference play under Vitello: 2024 (3), 2023 (3), 2022 (6), 2021 (2), 2019 (1), 2018 (1). In the six year's prior to Vitello taking over, (2012-17) UT swept just two SEC series.

Vols Are SEC Champions (x2), Again

- Tennessee pulled off the double for the second time in three years by winning the SEC regular season and SEC Tournament crowns this season.
- The Big Orange won their fifth SEC Tournament Championship by going 4-1 in Hoover, posting wins over No. 3 Texas A&M, No. 14 Mississippi State, Vanderbilt and LSU.
- With its wins over the Aggies and Bulldogs in Hoover, Tennessee has now played and **beaten 12 of the 13 other SEC teams** this season. Arkansas is the only league team that the Vols have not faced this year.
- UT secured its **fifth SEC regular season title and its second in the last three seasons** under Vitello after sweeping No. 23 South Carolina to cap the regular season.
- With a 4-1 win in the series finale and a Kentucky loss to Vanderbilt on Saturday, the Vols also **clinched the No. 1 seed** in the SEC Tournament for just the second time since its current 12-team format was adopted in 2013.
- In 2022, the Vols took home the SEC regular season and SEC Tournament titles for the first time 1995. Tennessee posted its best record in league play in program history, going 25-5 en route to winning the SEC regular season title by six games, and the eastern division crown by 10 games, both of which are the largest margins in conference history.

RECORD BREAKDOWN

	Overall	SEC
Overall	50-11	22-8
Home	35-3	10-2
Away	9-6	9-6
Neutral	6-2	4-1
Non-Conference	24-2	--
vs. Ranked Opponent	18-6	15-6
Day Games	24-3	10-2
Night Games	26-8	9-6
vs. Left-Handed Starter	18-5	7-4
vs. Right-Handed Starter	32-6	12-4
1-Run Games	7-2	3-2
2-Run Games	3-1	2-1
5+ Run Games	29-2	10-1
Extra Innings	0-1	--
Shutouts	4-1	1-1
Scoring 0-2 Runs	1-3	0-2
Scoring 3-5 Runs	6-6	3-5
Scoring 6-9 Runs	18-2	7-1
Scoring 10+ Runs	25-0	9-0
Opp. 0-2 Runs	21-0	7-0
Opp. 3-5 Runs	24-4	9-3
Opp. 6-9 Runs	3-5	1-4
Opp. 10+ Runs	2-2	2-1
Score in 1st Inning	21-2	8-1
Opp. Score in 1st Inning	14-6	5-5
Score First	33-3	15-2
Opp. Score First	17-8	4-6
After 6 Innings:		
Leading	44-1	17-1
Trailing	4-8	2-6
Tied	2-2	0-1
After 7 Innings:		
Leading	35-1	13-1
Trailing	1-7	1-5
Tied	1-2	0-1
After 8 Innings:		
Leading	36-1	14-1
Trailing	1-7	0-6
Tied	0-1	--
Hit 0 Home Runs	4-3	3-3
Hit 1 Home Run	14-6	3-3
Hit 2+ Home Runs	32-2	13-2
Opp. 0 Home Runs	21-2	5-1
Opp. 1 Home Run	20-1	8-1
Opp. 2+ Home Runs	9-8	6-6
Made 0 Errors	23-4	9-2
Made 1 Error	21-4	8-3
Made 2+ Errors	6-3	2-3
Opp. 0 Errors	22-6	8-4
Opp. 1 Error	19-3	8-2
Opp. 2+ Errors	9-2	3-2
Out-Hit Opp.	42-0	14-0
Out-Hit by Opp.	8-10	5-7
Hits are tied	0-1	0-1
BY MONTH		
February	8-1	--
March	16-4	5-4
April	11-2	8-1
May	13-3	7-2
June	--	--
BY UNIFORM		
All Whites	8-3	4-1
Orange Top	13-2	6-2
Cream	8-0	5-0
Pinstripes	10-1	--
Smokey Grey	5-4	3-4
Black	6-1	4-1

ROUNDING THE BASES

TENNESSEE UNDER TONY V

- During head coach **Tony Vitello's** tenure (2018-pres.), Tennessee has become a national contender.
- Vitello has now led the Vols to **five straight NCAA Tournaments and three consecutive Super Regional appearances** after inheriting a program that had not made the postseason since 2005.
- UT is the only SEC program and one of just four teams nationally (Stanford, Texas & Virginia) to have appeared in the College World Series in two of the last three seasons (2021 & 2023).
- Tennessee's **201 victories** since the start of the 2021 season are the most of any team in the country, 19 wins more than the second place Arkansas, which has 182 in that same span.
- UT is **85-61** overall against ranked teams under Vitello.

50 Wins The Standard

- The Vols are the **only team in the country to record three seasons of 50 or more wins in the last four years** and, entering this weekend, are **one of only four teams (Arkansas, East Carolina and Southern Miss) in the nation with at least 40 wins in each of the last five full seasons (2019, 2021, 2022, 2023, 2024).**
- UT's three 50-plus win seasons under Vitello in the past four years are more than it had in its entire program history prior to that point with two (1994 and 1995).
- In 2022, Tennessee finished with seven more wins than any other team in the country with a program record 57 victories.
- In 2021, the Vols reached the 50-win mark for the first time since 1995 and reached the College World Series for the first time since 2005.

C-MO SEC TRIPLE CROWN WINNER

- **Christian Moore** is having one of the greatest single seasons in program history and was named a **first-team All-SEC selection and one of 25 semifinalist for the Golden Spikes Award.**
- The junior second baseman won the **Triple Crown** with his stats in league play, **leading the SEC with a .429 batting average, 20 home runs and 41 RBIs in conference play** while also leading the league with 57 hits and 123 total bases. Moore finished second in slugging percentage (.925) and fifth in runs scored (37).
- Entering play this weekend, Moore ranks in the **top-25 nationally in hits (5th - 95), home runs (5th - 28), slugging percentage (22nd - .789) and total bases (4th - 194).**
- Entering the NCAA Tournament, Moore **ranks in the top 10 in UT single-season annals in multiple categories**, including **first in home runs (28), third in total bases (194), sixth in hits (94) and seventh in slugging percentage (.789).** He needs just three more runs and four more RBIs to crack the top 10 in those categories.
- Moore was named the **NCBWA National Player of the Month for April** after leading the team in numerous offensive categories, including batting average (.452), runs (20), hits (28), doubles (five), home runs (10), RBIs (27), total bases (63), slugging percentage (1.016) and on-base percentage (.507). The junior second baseman also led the SEC in hits, while ranking second in RBIs and slugging percentage to help lead Tennessee to a stellar 13-3 record for the month with series wins over Auburn, No. 25 LSU, No. 3 Kentucky and Missouri.
- Moore was named the SEC Player of the Week for the second time in the last three weeks on April 22 and was also tabbed the National Player of the Week by D1Baseball.com and Perfect Game following his incredible series at No. 3 Kentucky.
- The New York native tied his career high with four base hits in each of the final two games of the series and set or tied career bests with four runs, three homers and six RBIs in Sunday's rubber game. His **three long balls tied the single-game program record** and also moved him into first place on UT's career home runs list.
- Moore's program record **55 career homers are tied for 11th nationally among active Division I players** and fifth among active SEC players behind LSU's Tommy White (75), Florida's Jac Caglianone (69), Texas A&M's Braden Montgomery (61) and Georgia's Charlie Condon (60).
- The junior leads the team with a career-high **28 home runs, 67 runs, 94 hits and 63 RBIs** entering this weekend. He also leads the Vols with 30 multi-hit games and 17 multi-RBI games.

BURKE'S BIG YEAR

- Junior slugger **Blake Burke** has had an extremely productive junior campaign, emerging as one of the SEC's most dangerous hitters.
- Burke continued his impressive season by winning **Most Valuable Player honors at the SEC Tournament**, leading the team with a .529 batting average, four runs, nine hits, 13 total bases, six walks, a .765 slugging percentage and a .667 on-base percentage.
- The California native was named a second-team All-SEC and SEC All-Defensive team selection at first base, and was also tabbed one of 25 semifinalists for the Golden Spikes Award earlier this month.
- Burke enters the NCAA Tournament **leading the SEC and tied for 10th in the country with a career-high 24 doubles** after combining for just nine in his first two seasons. His 24 doubles are also tied for the eighth most in a single season in UT history.
- Burke also ranks in the top 10 of the SEC in batting average (.372), hits (87), total bases (164) and slugging percentage (.701).
- Burke posted a program record **31-game hit streak** earlier this season from March 1 through April 23, which broke **Condredge Holloway's** 49-year old record of 27 straight games in 1975.

BIG GAME HUNTER

- Tennessee starting center fielder **Hunter Ensley** in peaking at the plate heading into the postseason and has been one of the Vols' most productive hitters in recent weeks.
- The redshirt junior ranks among the team leaders in most offensive categories over the team's last **10 games with a .355 batting average, 11 hits, nine runs, three doubles, eight RBIs, 17 total bases, nine walks, a .548 slugging percentage and a .512 on-base percentage.**
- Ensley **tied for the team lead with four runs scored in the SEC Tournament** last week and was second on the team with a .381 batting average, eight hits and two doubles.
- The Huntingdon, Tennessee, native **went 4-for-4 in the SEC Tournament Championship game** against LSU and drove in what turned out to be the game-winning run with a two-out single in the seventh inning.
- In the month of May, Ensley is batting .333 and ranks second on the team with 16 RBIs.

AWARDS & HONORS

BILLY AMICK • INF • JR

- Dick Howser Trophy Semifinalist
- Golden Spikes Award Midseason Watch List
- Perfect Game Midseason All-American - 1st Team
- Preseason All-American - 2nd Team (DIB, NCBWA, PG)
- Preseason All-American - 3rd Team (BA)
- SEC Player of the Week (March 4)

DREW BEAM • RHP • JR

- SEC Scholar-Athlete of the Year
- SEC Community Service Team
- Golden Spikes Award Preseason Watch List
- Preseason All-American - 1st Team (BA, NCBWA)
- Preseason All-American - 2nd Team (DIB, PG)

BLAKE BURKE • 1B • JR

- Golden Spikes Award Semifinalist
- Dick Howser Trophy Semifinalist
- All-SEC - 2nd Team (1B)
- SEC All-Defensive Team (1B)
- SEC Tournament MVP
- SEC All-Tournament Team (1B)
- D1Baseball.com Midseason All-American - 1st Team
- Perfect Game Midseason All-American - 2nd Team
- Preseason All-American - 2nd Team (BA)

AJ CAUSEY • RHP • JR

- SEC Co-Pitcher of the Week (Feb. 19)

AARON COMBS • RHP • R-JR

- NCBWA Stopper of the Year Preseason Watch List

DEAN CURLEY • INF • FR

- SEC All-Freshman Team
- Perfect Game Midseason Freshman All-American - 2nd Team
- SEC Freshman of the Week (March 11)
- Golden Spikes Award Performance of the Week (March 12)

DYLAN DREILING • OF • SO

- All-SEC -1st Team (OF)

CHRISTIAN MOORE • INF • JR

- Golden Spikes Award Semifinalist
- Dick Howser Trophy Semifinalist
- All-SEC - 1st Team (2B)
- NCBWA National Player of the Month (May 3)
- D1Baseball National Player of the Week (April 22)
- Perfect Game National Player of the Week (April 22)
- SEC Player of the Week (April 22)
- SEC Co-Player of the Week (April 8)
- D1Baseball.com SEC Extra Player of the Week (April 8)
- Preseason All-American - 3rd Team (DIB, BA, NCBWA, PG)

AJ RUSSELL • RHP • SO

- Preseason All-American - 2nd Team (NCBWA)

ZANDER SECHRIST • LHP • SR

- D1Baseball.com SEC Extra Pitcher of the Week (April 1)

NATE SNEAD • RHP • SO

- NCBWA Stopper of the Year Midseason Watch List

KAWARES TEARS • OF • R-SO

- All-SEC - 2nd Team (OF)
- SEC All-Defensive Team (OF)
- SEC All-Tournament Team (OF)

ROUNDING THE BASES

HOMERS RAINING DOWN ON ROCKY TOP

- Tennessee has been the nation's most prolific home run hitting team since the start of the 2021 season, leading all NCAA Division I programs with **528** long balls during that span. In the previous decade before that (2010-2020), the Volunteers totaled just 376 home runs.
- UT has **homered in 54 of its 61 games** this season with **147** total round trippers, which leads the nation.
- The Vols **11 grand slams are tied for the third most in a single season in NCAA history (most in the BBCOR bat era)** and the **most ever by an SEC team**. The NCAA single-season record is 14 by Arizona State in 2003 (68 games). Nine different players have hit a grand slam for the Vols this season.
- Through 61 games, the Vols are ahead of their program record pace from 2022 when they hit **158** home runs. Tennessee's 147 round trippers is **one more** than the 2022 squad had through 61 games (146).
- The Vols have **13 players** who have hit multiple homers this season and five players with 17 or more bombs (Moore - 28, Amick - 19, Dreiling - 17, Burke - 17, Tears - 17).
- Tennessee has **eight players who have recorded a multi-homer game** this season with **15 total instances** of a player hitting two or more home runs in a game.

Multi-Homer Games:

Christian Moore (4) | Billy Amick (3) | Dylan Dreiling (3) | Dalton Bargo (1) | Blake Burke (1) | Dean Curley (1) | Reese Chapman (1) | Cal Stark (1)

- UT hit a program SEC series record **14** home runs in its series at Auburn (April 5-7), including six each in wins on Saturday and Sunday.
- With four homers in its series opener vs. South Carolina (5/16), Tennessee has hit **four or more homers in a game 18 times** this season, including **10 occurrences of five or more**.
- The Vols have surpassed the 100-homer mark in each of the past three years, including a **program record 158 in 2022, which ranks fourth in NCAA Division I history and is the most in the BBCOR bat era** (since 2011).
- The Big Orange hit 126 home runs in 2023, which is the second highest tally in program history and ranked sixth in the country. Tennessee also hit 98 long balls in 2021. Prior to 2021, the Vols had hit more than 87 homers just once in program history (107 in 1998).
- Since 2019, the Big Orange have tied the program's single-game home run record on four different occasions, blasting seven long balls each in victories over Morehead State (3/10/23), Mississippi State (5/19/22), James Madison (3/9/22) and Lipscomb (4/9/19).

Moore's Record-Breaking Season

- Christian Moore** is having a record-breaking season from a home run standpoint. The junior surpassed teammate **Blake Burke** as Tennessee's career home runs leader after hitting three bombs in the Vols' series finale at Kentucky on April 21 and became the **first player in program history to hit 50 career homers** during UT's series win at Vanderbilt. Moore enters this weekend with **55 career dingers**.
- Moore homered twice in the Vols' series opening win over No. 23 South Carolina (5/16) to set the **program's single season record for homers**, passing **Sonny Cortez**, who hit 24 in 1998. He added another long ball in Friday's win over the Gamecocks and enters this weekend with **28** on the year.

ROCKY TOP IS HOME SWEET HOME

- Tennessee has been extremely tough to beat at home over the past three-plus years thanks in large part to having one of the best home field advantages in college baseball.
- The Vols are **149-24** when playing at Lindsey Nelson Stadium since the start of the 2020 season and continue to set attendance records along the way.
- The Big Orange are **35-3** at home this year with six series sweeps, marking the program's fourth consecutive season with 30 or more home victories.
- UT's **35 home victories this season are the most in the country entering play this weekend** while their **.921 winning percentage** at home ranks fourth nationally.

Attendance Notes

- Attendance at Lindsey Nelson Stadium has been rising significantly during the past two-plus years, as 48 of UT's 50 highest single-game attendance marks have come since the start of the 2021 season (all over 4,000).
- UT has set a handful attendance records already this season, thanks in large part to the increased capacity of Lindsey Nelson Stadium. The Vols have broken the previous single-game attendance record of 5,086 (5/28/95 vs. Oklahoma State) 22 times already this year, including its top three crowds in program history vs. LSU (**5,901**, **6,155** and **6,092**).
- UT also broke its three-game series attendance record for the fifth time during its weekend series sweep over the Tigers with **18,148** fans having attended the games, besting the previous mark of 16,751 during the Ole Miss series (March 22-24).
- The Vols have sold out 11 games this season and are on pace to shatter their single-season attendance record that was set last year as they are averaging **5,187 fans per game**, which ranks **11th nationally**.

LNS Attendance Records Set in 2024

Single Game Record: April 14 vs. LSU (6,155)

Three-Game Series Record: April 12-14 vs. LSU (18,148)

Home Opener Record: Feb. 20 vs. UNC Asheville (4,699)

SUCCESS ON SUNDAY, SERIES FINALES & RUBBER GAMES

- UT has played some of its best baseball on Sundays, posting an **11-2 record on Sunday** this year. The Vols are also **12-2 in series finales** this season.
- After an unusual season in 2023 where they only played two rubber games all year, six of the Vols' 10 SEC series this season featured a rubber game.
- UT went **5-1** in those games, having won five consecutive decisive game threes against the likes of No. 18 Ole Miss, No. 22 Georgia, Auburn, No. 3 Kentucky and Florida.
- Under Vitello (2018-pres.), the Vols are an impressive **18-10 in rubber games** including a **17-9** mark in SEC play.

PITCHER SPOTLIGHT

#48 Zander Sechrist | LHP | Sr.

Sechrist has come on strong in recent weeks with back-to-back quality starts for the Vols. The Georgia native threw six shutout innings while allowing just four hits in the regular-season finale vs. South Carolina and followed that up with six innings of two-run ball in UT's SEC Tournament semifinal victory against Vanderbilt last Saturday.

The senior lefty enters the NCAA Tournament with the sixth lowest career ERA among active Division I players (2.73).

CAREER STATS:

64 APP | 38 GS | 9-2 | 2.73 ERA | 138.1 IP | 24 BB | 146 K | 1.02 WHIP | .231 B/AVG



PLAYER SPOTLIGHT

#21 Kavares Tears | OF | R-So.

Tears has been a dangerous hitter in the middle of Tennessee's lineup all year long and comes into the NCAA regionals after earning SEC All-Tournament Team honors last week.

The Lewisburg, Tennessee native had seven hits, including a homer, and led the team with five RBIs in Hoover. Tears also leads the Vols with a .392 batting average, 34 runs scored and a .500 on-base percentage in games against non-SEC foes this season.

CAREER STATS:

88 GP | 71 GS | .329 AVG | .421 OBP | .627 SLG | 76 R | 84 H | 19 2B | 19 HR | 59 RBI | 160 TB | 42 BB | 4 SB



ROUNDING THE BASES

BULLPEN COMING UP BIG

- Tennessee's bullpen has played a major role in the team's overall success this season, as the team's relievers have boasted a **35-5 record while tying the UT single-season mark for saves with 18**.
- The Vols' bullpen has a combined **ERA of 3.49 while racking up 336 strikeouts compared to just 102 walks** in 289.0 innings of work.
- In the month of May, UT's bullpen has combined to post a **9-0 record with seven saves and a 2.40 ERA in 82.1 innings with 108 strikeouts and just 22 walks** while holding opposing hitters to a **.227 batting average**.
- In the final weekend of the regular season vs. No. 23 South Carolina, the bullpen had a **2.08 ERA and 18 strikeouts to just one walk in 13.0 innings** of work.
- At Vanderbilt (5/10-5/12), the bullpen had a **2.25 ERA** and surrendered just four runs in 16.0 innings.
- On the road at Florida (5/2-5/4), the Vols' bullpen posted an **18-to-1 strikeout-to-walk ratio** and did not give up an earned run in 13.0 innings of work.
- During UT's series sweep of Missouri (4/25-4/27), the bullpen **allowed just one run over 13.0 innings** pitched for a **0.69 ERA** while combining for 11 strikeouts and just four walks.

RHP AJ Causey

- After being moved back into a relief role for last seven weeks of the season, Causey has been dominant, shining in wins over No. 25 LSU on April 12 (4.2 IP, 0 R, 7 K), No. 3 Kentucky on April 19 (6.1 IP, 7 K), Missouri on April 25 (6.0 IP, 1 R, 6 K) Florida (5.0 IP, 0 R, 7 K), No. 25 Vanderbilt (6.1 IP, 7 K), No. 23 South Carolina (5.1 IP, 2 R, 8 K) and No. 3 Texas A&M (4.0 IP, 2 R, 7 K), going **6-1 with a 2.87 ERA** in that span.
- In nine relief appearances this season, Causey is **7-1 with a save and has a 2.58 ERA with 58 strikeouts** and just nine walks in 45.1 innings.

RHP Nate Sneed

- Sneed is 8-1 on the season and leads all full-time relievers with **five saves, 50 strikeouts and 58.0 innings pitched** in 20 relief appearances.
- The Wisconsin native recorded the final two outs in Tennessee's SEC Tournament win over No. 14 Mississippi State last Friday night to earn his fifth save of the year.
- Sneed picked up his fourth save in UT's series-clinching win at No. 25 Vanderbilt (5/11) and posted two scoreless appearances in the series, scattering five hits over five innings pitched.
- The sophomore transfer from Wichita State earned his eighth win of the year in Saturday's series finale at Florida (5/4), setting a **career high with seven strikeouts** while allowing just one unearned run on two hits in five innings.

RHP Aaron Combs

- Combs has been lights out since the start of April. In his 12 outings in that span, he has a **1.16 ERA** and has allowed just **four earned runs on 14 hits while striking out 34 in 23.1 innings of work, going 2-0 with five saves** in that time.
- The veteran righthander had two successful outings in the Vols' SEC Tournament title run, tossing 2.1 shutout innings with four strikeouts vs. Mississippi State (5/24) before striking out the final two batters of the championship game on Sunday vs. LSU (5/26) to earn his fifth save.
- The Florida native posted scoreless outings in back-to-back games vs. No. 23 South Carolina while earning his fourth save of the year to move into a tie for the team lead. Combs combined for five strikeouts and didn't allow a hit in his two appearances against the Gamecocks (3.2 innings).
- Combs made two scoreless appearances in UT's series sweep of Missouri, earning a one-out save in Friday's series-clinching 3-2 win before tossing 1.1 shutout frames in Saturday's series finale.
- The redshirt junior set career highs with 4.2 innings pitched and seven strikeouts in a three-hit shutout performance to earn the win at No. 3 Kentucky (4/20).
- Combs retired all six batters he faced to end the game and earn his first-career save in the series finale against LSU (4/14).

LHP Kirby Connell

- Connell has been a steady presence out of the bullpen for the Big Orange this season while shouldering an increased work load.
- Connell **leads the team with 26 appearances** and became the Vols' career leader in appearances during their series vs. LSU, surpassing former teammate **Redmond Walsh**, who made 104 from 2017-22. Connell's **119 career appearances are the most among all active Division I players**.
- The senior lefthander pitched in four of UT's five SEC Tournament games, posting a 3.18 ERA while allowing just four hits in 5.2 innings pitched.
- The Johnson City, Tennessee, native, was sharp for the second straight weekend, posting two shutout appearances during the Vols' series at Florida, earning his team-leading fourth save in Friday's series opener.
- Connell was also extremely effect in UT's sweep of Mizzou two weeks ago, combining for 3.1 scoreless innings, allowing just two hits and no walks while striking out three batters. Connell locked down his third of the year in Saturday's 3-2 win over the Tigers to cap the sweep.

CAUSE(Y) AND EFFECT

- It's been a simple equation for the Vols this season, when **AJ Causey** pitches, Tennessee almost always comes away with a win.
- Causey enters the NCAA Tournament **leading the SEC with 11 wins** and has either earned a win or a save in 12 of his 15 outings this season. Eight of his 11 victories have come against SEC foes.
- With his SEC Tournament win vs. No. 3 Texas A&M last Thursday, Causey became the **second UT pitcher to reach the 11-win mark** under head coach **Tony Vitello** and pitching coach **Frank Anderson**, joining **Chad Dallas** (11 in 2021).
- The Jacksonville State transfer leads the team and ranks fifth in the SEC with 100 strikeouts this season, while his 12.1 strikeouts per nine innings rank 31st nationally.
- Causey has earned a win in each of his last five appearances and enters the NCAA Tournament having recorded seven or more strikeouts in six of his last seven outings.

UT STAT LEADERS

BATTING (min. 2 Plate App/Game)

Category	Player	Value
Batting Avg.	Christian Moore	.382
OPS	Christian Moore	1.236
Slugging Pct.	Christian Moore	.789
On-Base Pct.	Christian Moore	.447
At-Bats	Christian Moore	246
Runs	Christian Moore	67
Hits	Christian Moore	94
Doubles	Blake Burke	24
Triples	Dylan Dreiling	2
Home Runs	Christian Moore	28
RBI	Christian Moore	63
Total Bases	Christian Moore	194
Stolen Bases	Burke / Curley	9
Walks	Dylan Dreiling	42
Hit by Pitch	Stark / Villeneuve	9
Sac Flies	Cannon Peebles	4
Sac Bunts	Cal Stark	2

PITCHING

Category	Player	Value
Appearances	Kirby Connell	26
Games Started	Beam / Sechrist	15
Innings Pitched	Drew Beam	85.0
Wins	AJ Causey	11
Saves	Combs / Sneed	5
ERA (min. 25 IP)	Dylan Loy	2.28
WHIP (min. 25 IP)	Dylan Loy	0.98
Strikeouts	AJ Causey	100
Opp. Avg. (min. 25 IP)	Chris Stamos	.170

FIELDING

Category	Player	Value
Chances	Blake Burke	456
Putouts	Blake Burke	412
Assists	Christian Moore	126
Fielding Pct.*	Four Tied	1.000

* Minimum 25 chances

VOLS ON TELEVISION

Tennessee has shined bright on the national stage in recent years.

The Vols have a 69-37 overall record in TV games under Tony Vitello (2018-pres.).

Record Breakdown by Year

2024: 12-4
2023: 15-11
2022: 18-5
2021: 14-5
2020: 0-0
2019: 6-6
2018: 4-5

Record Breakdown by Network

SEC Network: 48-21
ESPN2: 10-4
ESPNU: 7-6
ESPN: 4-3
MLB Network: 2-3

ROUNDING THE BASES

THE FRANK ANDERSON EFFECT

- Under the guidance of **Frank Anderson**, one of the nation's top pitching coaches and developers of talent throughout his highly-successful career, Tennessee has featured some of the nation's premier pitching staffs year in and year out.
- See below to see where the Vols have ranked nationally under Anderson in the major pitching categories listed.

	2024	2023	2022	2021	2020	2019
ERA	4 (3.84)	2 (3.63)	1 (2.51)	10 (3.51)	4 (2.00)	19 (3.59)
Hits Allowed/9 Inn.	13 (7.99)	4 (7.51)	1 (6.48)	27 (7.98)	16 (6.41)	31 (8.03)
Shutouts	24 (4)	3 (9)	2 (9)	93 (3)	12 (3)	2 (10)
Strikeout-to-Walk Ratio	2 (3.38)	2 (4.03)	1 (4.24)	2 (3.63)	3 (4.89)	9 (2.96)
Strikeouts/9 Inn.	26 (10.0)	3 (11.7)	14 (10.5)	81 (9.0)	60 (10.1)	38 (9.2)
WHIP	2 (1.22)	2 (1.16)	1 (1.00)	5 (1.16)	2 (0.94)	10 (1.24)
Walks Allowed/9 Inn.	4 (2.97)	4 (2.90)	1 (2.48)	3 (2.49)	3 (2.06)	13 (3.09)

- Tennessee set new program records with 738 strikeouts and 11.7 strikeouts per nine innings last season, breaking the previous marks of 695 and 10.53, which were both set in 2022.
- The Vols have posted **four shutouts this season**, two of which were one-hitters, marking the second season under Anderson that they have thrown multiple one-hitters in the same season (2022). In total, **UT has thrown six one-hitters** since Anderson arrived as pitching coach in 2018.

One-Hitters Under Frank Anderson (2018-Pres.)

Feb. 25, 2024 vs. UAlbany (W, 12-0 in 7 inn.)
 Feb. 21, 2024 vs. ETSU (W, 16-0 in 7 inn.)
 March 28, 2023 vs. UNC Asheville (W, 5-0)
 March 20, 2022 vs. South Carolina (W, 10-0)
 March 15, 2022 vs. Eastern Kentucky (W, 7-1)
 Feb. 15, 2019 vs. Appalachian State (W, 6-0)

OFFENSIVE FIREPOWER ON FULL DISPLAY

- Tennessee enters the weekend with the No. 9 scoring attack in the nation, averaging **9.1 runs per game**.
- Against non-SEC opponents, the Vols are **batting .341 as a team with a .667 slugging percentage, a .458 on-base percentage, 69 home runs and 291 runs scored (11.2 runs per game)**.
- The Vols have had a player record **five-plus RBIs in a game on 11 separate occasions** this season, including **five instances of seven or more RBIs**:
 - Dean Curley (9) vs. Kansas State (March 5)
 - Hunter Ensley (7) at Florida (April 4)
 - Billy Amick (7) vs. Western Carolina (April 23)
 - Cal Stark (7) at Auburn (April 7)
 - Dylan Dreiling (7) vs. Georgia (March 30)
- Tennessee put up monster offensive numbers during their two road series at Auburn (4/5-4/7) and No. 3 Kentucky (4/19-4/21), scoring **61 total runs** while blasting **24 home runs** in a pair of series wins.
- UT scored almost at will in its road trip to Auburn, torching the Tigers' pitching staff for **36 runs** and **25 extra-base hits**, including a program SEC series record **14 home runs**.
- Tennessee's powerful attack impressed once again at No. 3 Kentucky (4/19-4/21) against one of the SEC's best pitching staffs, scoring **25 runs** and racking up **15 extra-base hits**, including **10 home runs**.
- On the year, UT ranks among the SEC and national leaders in the following offensive categories:

Stat	Value	SEC Rank	NCAA Rank
Batting Avg	.311	1	19
Doubles	136	1	8
Hits	636	1	8
Home Runs	147	1	1
Home Runs/Game	2.41	2	3
On-Base Pct	.414	3	25
Runs	553	1	4
Runs/Game	9.1	2	9
Slugging Pct	.600	1	2

NON-CON DOMINATION

- Tennessee has been downright dominant against non-conference opponents since the start of the 2019 season, posting a **148-26** record in that span. UT is **28-3** in non-conference contests this season.
- The Vols have not lost a regular-season non-conference weekend series since 2020 (Wright State) and have **swept 14 of their 16 regular-season non-conference weekend series since 2020**. UT swept all three of its home non-conference weekend series this season.
- Under Vitello, Tennessee is an impressive **77-11** overall in midweek games, including an **13-1** mark this year. Since the start of the 2019 season, UT is 67-7 in midweek games.

VOLS IN THE PROS

VOLS IN MLB (4)

Player	Pos.	Team
Jordan Beck	OF	Colorado Rockies
Garrett Crochet	P	Chicago White Sox
Yan Gomes	C	Chicago Cubs
Nick Senzel	INF	Washington Nationals



VOLS IN THE MINORS (30)

Player	Pos.	Team (Level)
Maui Ahuna	INF	San Jose Giants (A)
Chad Dallas	P	Buffalo Bisons (AAA)
Zach Daniels	OF	Corpus Christi Hooks (AA)
Jared Dickey	OF	Quad Cities River Bandits (High-A)
Chase Dollander	P	Spokane Indians (High-A)
Max Ferguson	INF	Portland Sea Dogs (AA)
Jake Fitzgibbons	P	ACL D-Backs (Rookie)
Drew Gilbert	OF	Syracuse Mets (AAA)
Seth Halvorsen	P	Hartford Yard Goats (AA)
Sean Hunley	P	Montgomery Biscuits (AA)
Bryce Jenkins	P	Brooklyn Cyclones (High-A)
Ben Joyce	P	Rockey City Trash Pandas (AA)
Zach Joyce	P	Inland Empire 66ers (A)
Cortland Lawson	INF	Harrisburg Senators (AA)
Jackson Leath	P	ACL Rangers (Rookie)
Andrew Lindsey	P	Charleston RiverDogs (A)
Andre Lipcius	INF	Okla. City Baseball Club (AAA)
Trey Lipscomb	INF	Rochester Red Wings (AAA)
Will Mabrey	P	Amarillo Sod Poodles (AA)
Mark McLaughlin	P	Kannapolis Cannon Ballers (A)
Jorel Ortega	INF	Wichita Wind Surge (AA)
Connor Pavolony	C	Bowie Baysox (AA)
Jake Rucker	INF	Wichita Wind Surge (AA)
Andrew Schultz	P	Reading Fightin Phils (AA)
Alerick Soularie	OF	Wichita Wind Surge (AA)
Garrett Stallings	P	Nashville Sounds (AAA)
Drew Steckenrider	P	Las Vegas Aviators (AAA)
Seth Stephenson	OF	W. Michigan Whitecaps (High-A)
Blade Tidwell	P	Syracuse Mets (AAA)
Chase Wallace	P	Quad Cities River Bandits (High-A)



ROUNDING THE BASES

IMPACT TRANSFERS

- Tennessee brought in yet another impressive group of transfers this offseason. The Vols transfer class was ranked third in the country by D1Baseball.com
- More info on the UT's new transfers can be found below.

Billy Amick (INF - Clemson)

- No. 7 rated transfer by D1Baseball.com
- Dick Howser Trophy Semifinalist and Golden Spikes Award Midseason Watch List selection.

Dalton Bargo (UTL - Missouri)

- No. 41 rated transfer by D1Baseball.com
- Has nine multi-hit games and eight multi-RBI games this season.

AJ Causey (RHP - Jacksonville State)

- No. 72 rated transfer by D1Baseball.com
- Leads the SEC and is tied for fourth nationally with 11 wins this season and has earned a victory in five straight appearances.

Cannon Peebles (C - NC State)

- No. 5 rated transfer by D1Baseball.com
- Earned 2023 Freshman All-America honors from D1Baseball (2nd Team) and the NCBWA (1st Team).

Nate Snead (RHP - Wichita State)

- No. 18 rated transfer by D1Baseball.com
- Has earned a win or a save in 13 of his 21 appearances this season. Ranks second on the team with eight victories and is tied for team lead with five saves entering this weekend. His 3.26 ERA ranks third on the team among pitchers with a minimum of 25.0 innings pitched.

Chris Stamos (LHP - Cal)

- Veteran graduate transfer pitcher with the ability to start or come out of the bullpen.
- Posted a 3-0 record with a 3.34 ERA and a 1.08 WHIP in 18 appearances, including six consecutive series-opening starts over the final six weekends of the regular season.

MLB DRAFT PAINTED BIG ORANGE

- Tennessee has boasted an unprecedented amount of success in the Major League Baseball Draft during the **Tony Vitello** era (2018-pres.) with **35 players drafted** total during that span.
- UT's **last three draft classes have netted 25 picks** and at least seven individuals have been selected each season since 2021. UT's **28 draft picks since 2020 lead the nation**.
- The Vols followed their record-breaking 2022 draft showing with another impressive group in 2023, as eight more Tennessee players heard their names called, which ranked second in the SEC behind LSU's 13. UT had **six pitchers taken in the 2023 draft, a new program record**, surpassing the five chosen in 1992 and 1996.
- The 2022 MLB Draft was one for the history books at Tennessee as a **program-record 10 Volunteers heard their names called** to fulfill lifelong dreams. The 10 selections ranked as the second most of any school, just one behind Oklahoma's 11, and the most of any SEC program.
- RHP **Ben Joyce** became the first Vol from the 2022 draft class to make his Major League debut, doing so with one scoreless inning of relief for the Los Angeles Angels against the Chicago White Sox on May 29, 2023.
- Two more VFLs from the 2022 class have made their Major League debuts this season in Washington's **Trey Lipscomb** (March 30) and Colorado's **Jordan Beck** (April 30), both of which recorded base hits in their first-career MLB at-bats.

2024 MLB Draft Picks

Round 1 (9) - Chase Dollander, RHP - Colorado Rockies
 Round 4 (117) - Maui Ahuna, INF - San Francisco Giants
 Round 5 (146) - Andrew Lindsey, RHP - Miami Marlins
 Round 7 (202) - Seth Halvorsen, RHP - Colorado Rockies
 Round 11 (319) - Jared Dickey, C/OF - Kansas City Royals
 Round 14 (414) - Zach Joyce, RHP - Los Angeles Angels
 Round 14 (415) - Jake Fitzgibbons, LHP - Arizona Diamondbacks
 Round 17 (516) - Bryce Jenkins, RHP - New York Mets

HELTON IS COOPERSTOWN BOUND

- Tennessee legend **Todd Helton** was voted into the National Baseball Hall of Fame in January and will be officially inducted into the hall on July 21 in Cooperstown, New York.
- Helton is just the second former SEC players to being selected for induction into the National Baseball Hall of Fame, joining Auburn's Frank Thomas.

CHASING RECORDS

Tennessee has multiple players chasing career and single-season records this season.

See below for a listing of current Vols ranked in UT's career and single-season top 10 lists:

UT CAREER TOP 10 RANKINGS

Drew Beam - P

Games Started: 47 (4th)
 Strikeouts: 225 (10th)
 Victories: 25 (t-3rd)

Kirby Connell - P

Appearances: 119 (1st)

Blake Burke - 1B

Home Runs: 47 (2nd)
 Total Bases: 370 (7th)
 Slugging Pct: .647 (t-7th)
 Extra-Base Hits: 85 (t-6th)

Christian Moore - 2B

Runs: 163 (6th)
 Home Runs: 55 (1st)
 RBI: 149 (t-8th)
 Total Bases: 396 (3rd)
 Slugging Pct: .685 (3rd)
 Walks: 103 (7th)
 Extra-Base Hits: 89 (3rd)

Zander Sechrist - P

ERA: 2.73 (8th)
 Games Started: 38 (9th)

UT SINGLE-SEASON TOP 10 RANKINGS

Billy Amick - 3B

Home Runs: 19 (t-8th)

Blake Burke - 1B

Total Bases: 164 (t-7th)
 Extra-Base Hits: 42 (t-7th)

AJ Causey - P

Victories: 11 (t-6th)

Christian Moore - 2B

Hits: 94 (6th)
 Home Runs: 28 (1st)
 Total Bases: 194 (3rd)
 Slugging Pct: .789 (7th)
 Extra-Base Hits: 44 (t-3rd)

VOLS NCAA TOURNAMENT RECORDS

INDIVIDUAL

Category	Record	Player & Opponent	Date
At-Bats	7	Hunter Ensley at Clemson	6/3/23
Runs	5	Jeff Christensen vs. Georgia	6/11/01
Hits	6	Kris Bennett vs. Georgia (6-for-6)	6/11/01
RBI	7	Kris Bennett vs. Georgia	6/11/01
Doubles	2	10x, last by Jake Rucker vs. LSU	6/12/21
Triples	1	By several, last by Pete Derkay vs. Liberty	6/2/19
Home Runs	2	8x, last by Christian Moore vs. Charlotte	6/4/23
Grand Slam	1	4x, last by Drew Gilbert vs. Wright State	6/4/21
Total Bases	10	Kris Bennett vs. Georgia	6/11/01
Walks	3	3x, last by Alerick Soularie vs. UNC Wilmington	6/1/19
Hit-by-Pitch	2	5x, last by Cal Stark at Southern Miss	6/10/23
Strikeouts	4	2x, last by Hunter Ensley at Clemson	6/3/23
Sacrifice Hits	2	4x, last by Ethan Payne at Clemson	6/3/23
Sac Flies	1	By several, last by Hunter Ensley vs. Stanford (CWS)	6/19/23
Stolen Bases	3	Chris Burke vs. Georgia	6/11/01
Steal Attempts	3	Chris Burke vs. Georgia	6/11/01
Innings Pitched	11.0	R.A. Dickey vs. Oklahoma State	5/28/95
Hits Allowed	15	R.A. Dickey vs. Cal State Fullerton	6/5/95
Low-Hit CG	4	2x, James Adkins vs. Winthrop	6/4/05
Runs Allowed	11	2x, last by Patrick Hicklen vs. Georgia	6/11/01
Earned Runs Allowed	11	Patrick Hicklen vs. Georgia	6/11/01
Walks Issued	9	Luke Hudson vs. Oklahoma State	5/23/97
Batters Struck Out	15	James Adkins vs. Winthrop	6/4/05
Wild Pitches	3	R.A. Dickey vs. Northeastern	5/27/94
Hit Batters	3	Bronson Heflin vs. Western Carolina	5/28/94
Balks	2	2x, last by Patrick Hicklen vs. UNC Wilmington	6/5/04
Putouts	16	Connor Pavolony vs. LSU	6/12/21
Assists	8	Watson Bell vs. Princeton	6/14/51
Errors	2	7x, last by Cortland Lawson vs. Georgia Tech	6/5/22
Passed Balls	1	12x, last by Cal Stark at Clemson	6/3/23

TEAM

Category	Record	Opponent	Date
At-Bats	49	Miami (CWS)	6/9/01
Runs	19	Georgia (CWS)	6/11/01
Hits	21	2x, last vs. Georgia (CWS)	6/11/01
RBI	19	Georgia (CWS)	6/11/01
Singles	18	Miami (CWS)	6/9/01
Doubles	6	Wichita State	6/5/05
Triples	2	3x, last vs. Austin Peay	6/3/05
Home Runs	6	LSU	6/13/21
Extra-Base Hits	9	Georgia (CWS)	6/11/01
Total Bases	37	Georgia (CWS)	6/11/01
Walks	8	2x, last vs. UNC Wilmington	6/1/19
Hit-by-Pitch	5	LSU	6/13/21
Strikeouts	16	at Clemson	6/3/23
Sacrifice Hits	3	4x, last at Clemson	6/3/23
Sac Flies	2	3x, last vs. Charlotte	6/4/23
Stolen Bases	6	Georgia (CWS)	6/11/01
Steal Attempts	7	UNC Charlotte	5/28/93
Left on Base	14	2x, last vs. Miami (CWS)	6/9/01
Innings Pitched	14.0	at Clemson	6/3/23
Most Hits Allowed	21	Miami (CWS)	6/9/01
Fewest Hits Allowed	4	3x, last vs. Alabama State	6/3/22
Runs Allowed	21	Miami (CWS)	6/9/01
Earned Runs Allowed	21	Miami (CWS)	6/9/01
Walks Issued	12	Oklahoma State	5/23/95
Batters Struck Out	16	LSU	6/12/21
Wild Pitches	5	Miami (CWS)	6/9/01
Hit Batters	3	3x, last vs. Georgia Tech	6/10/05
Balks	2	2x, last vs. UNC Wilmington	6/5/04
Home Runs Allowed	5	Wright State	6/4/21
Putouts	43	at Clemson	6/3/23
Assists	16	at Clemson	6/3/23
Errors	4	Western Carolina	5/28/94
Passed Balls	1	12x, last at Clemson	6/3/23
Double Plays	4	West Virginia	5/23/96
Longest 9-Inn. Game	4:21	Miami (CWS)	6/9/01
Longest Extra-Inn. Game	4:43	at Clemson (14 Inn.)	6/3/23
Shortest Game	1:41	Utah (CWS)	6/13/51



HOME RUN TRACKER

Player (Total)	Opponent	Date	Inn.	Type	Exit Velo	Est. Dist.
Billy Amick (1)	vs. Texas Tech	2/16	T4	2-Run	100 mph	334 ft.
Dylan Dreiling (1)	vs. Oklahoma	2/17	B4	Solo	112 mph	441 ft.
Kavares Tears (1)	vs. Baylor	2/18	T2	3-Run	105 mph	387 ft.
Billy Amick (2)	vs. Baylor	2/18	T5	Solo	113 mph	418 ft.
Kavares Tears (2)	vs. UNC Asheville	2/20	B2	Solo	100 mph	367 ft.
Dean Curley (1)	vs. ETSU	2/21	B3	3-Run	100 mph	388 ft.
Christian Moore (1)	vs. ETSU	2/21	B3	2-Run	109 mph	406 ft.
Billy Amick (3)	vs. ETSU	2/21	B3	2-Run	110 mph	416 ft.
Colby Backus (1)	vs. ETSU	2/21	B6	3-Run	103 mph	394 ft.
Blake Burke (1)	vs. UAlbany	2/23	B7	2-Run	96 mph	354 ft.
Dean Curley (2)	vs. UAlbany	2/24	B4	3-Run	102 mph	400 ft.
Robin Villeneuve (1)	vs. UAlbany	2/24	B4	2-Run	108 mph	448 ft.
Kavares Tears (3)	vs. UAlbany	2/24	B5	3-Run	107 mph	427 ft.
Dalton Bargo (1)	vs. UAlbany	2/24	B6	2-Run	96 mph	378 ft.
Robin Villeneuve (2)	vs. UAlbany	2/25	B5	Solo	110 mph	N/A
Kavares Tears (4)	vs. High Point	2/27	B3	Solo	103 mph	334 ft.
Billy Amick (4)	vs. High Point	2/27	B8	Solo	103 mph	409 ft.
Billy Amick (5)	vs. BGSU	3/1	B1	Solo	113 mph	419 ft.
Dean Curley (3)	vs. BGSU	3/1	B2	Solo	109 mph	419 ft.
Blake Burke (2)	vs. BGSU	3/1	B5	2-Run	101 mph	345 ft.
Billy Amick (6)	vs. BGSU	3/1	B5	Solo	101 mph	365 ft.
Christian Moore (2)	vs. BGSU	3/2	B1	Solo	106 mph	408 ft.
Blake Burke (3)	vs. BGSU	3/2	B1	Solo	109 mph	406 ft.
Billy Amick (7)	vs. BGSU	3/2	B3	2-Run	100 mph	350 ft.
Blake Burke (4)	vs. BGSU	3/2	B6	Solo	113 mph	420 ft.
Dylan Dreiling (2)	vs. BGSU	3/3	B2	3-Run	102 mph	363 ft.
Dylan Dreiling (3)	vs. Kansas State	3/5	B2	2-Run	107 mph	428 ft.
Billy Amick (8)	vs. Kansas State	3/5	B3	Solo	110 mph	428 ft.
Dean Curley (4)	vs. Kansas State	3/5	B3	GS	107 mph	402 ft.
Christian Moore (3)	vs. Kansas State	3/5	B3	Solo	112 mph	452 ft.
Dean Curley (5)	vs. Kansas State	3/5	B4	3-Run	105 mph	379 ft.
Dean Curley (6)	vs. Kansas State	3/5	B6	2-Run	107 mph	407 ft.
Christian Moore (4)	vs. So. Indiana	3/6	B6	Solo	103 mph	386 ft.
Billy Amick (9)	vs. Illinois	3/8	B1	2-Run	103 mph	361 ft.
Cal Stark (1)	vs. Illinois	3/8	B2	Solo	101 mph	372 ft.
Dylan Dreiling (4)	vs. Illinois	3/8	B8	Solo	89 mph	337 ft.
Dylan Dreiling (5)	vs. Illinois	3/9	B2	3-Run	104 mph	420 ft.
Christian Moore (5)	vs. Illinois	3/9	B3	2-Run	97 mph	352 ft.
Dalton Bargo (2)	vs. Illinois	3/9	B5	Solo	108 mph	N/A
Blake Burke (5)	vs. Illinois	3/9	B5	3-Run	107 mph	394 ft.
Reese Chapman (1)	vs. Illinois	3/9	B6	GS	104 mph	415 ft.
Hunter Ensley (1)	vs. Illinois	3/10	B5	Solo	97 mph	384 ft.
Blake Burke (6)	vs. Illinois	3/10	B5	Solo	102 mph	382 ft.
Robin Villeneuve (3)	vs. Illinois	3/10	B7	GS	96 mph	355 ft.
Hunter Ensley (2)	vs. ECU	3/12	B2	Solo	101 mph	357 ft.
Dylan Dreiling (6)	vs. ECU	3/12	B3	2-Run	97 mph	334 ft.
Kavares Tears (5)	vs. ECU	3/12	B4	Solo	102 mph	389 ft.
Christian Moore (6)	vs. ECU	3/12	B4	2-Run	106 mph	398 ft.
Cal Stark (2)	vs. ECU	3/12	B6	GS	106 mph	391 ft.
Dylan Dreiling (7)	at Alabama	3/15	T3	2-Run	108 mph	N/A
Blake Burke (7)	at Alabama	3/15	T4	2-Run	112 mph	435 ft.
Kavares Tears (6)	at Alabama	3/15	T6	2-Run	102 mph	414 ft.
Robin Villeneuve (4)	at Alabama	3/16	T4	Solo	106 mph	406 ft.
Christian Moore (7)	at Alabama	3/16	T7	Solo	108 mph	425 ft.
Blake Burke (8)	vs. Xavier	3/19	B1	2-Run	107 mph	385 ft.
Dean Curley (7)	vs. Ole Miss	3/22	B2	3-Run	106 mph	391 ft.
Christian Moore (8)	vs. Ole Miss	3/22	B2	Solo	109 mph	389 ft.
Robin Villeneuve (5)	vs. Ole Miss	3/22	B3	3-Run	112 mph	361 ft.
Kavares Tears (7)	vs. Ole Miss	3/22	B4	2-Run	112 mph	402 ft.
Christian Moore (9)	vs. Ole Miss	3/22	B6	Solo	111 mph	405 ft.
Hunter Ensley (3)	vs. Ole Miss	3/23	B2	2-Run	108 mph	348 ft.
Kavares Tears (8)	vs. Ole Miss	3/24	B1	2-Run	109 mph	430 ft.
Christian Moore (10)	vs. Ole Miss	3/24	B3	2-Run	94 mph	345 ft.
Dylan Dreiling (8)	vs. Ole Miss	3/24	B3	3-Run	108 mph	413 ft.
Dean Curley (8)	vs. Ole Miss	3/24	B4	Solo	107 mph	388 ft.
Billy Amick (10)	vs. Ole Miss	3/24	B5	GS	104 mph	N/A
Blake Burke (9)	vs. Tenn. Tech	3/27	B5	2-Run	100 mph	386 ft.
Reese Chapman (2)	vs. Tenn. Tech	3/27	B5	3-Run	112 mph	416 ft.
Dylan Dreiling (9)	vs. Georgia	3/30	B1	3-Run	102 mph	353 ft.
Blake Burke (10)	vs. Georgia	3/30	B3	Solo	117 mph	411 ft.
Dylan Dreiling (10)	vs. Georgia	3/30	B5	GS	102 mph	365 ft.
Dalton Bargo (3)	vs. Georgia	3/30	B7	GS	98 mph	N/A
Dalton Bargo (4)	vs. Georgia	3/31	B5	Solo	106 mph	345 ft.
Kavares Tears (9)	at Auburn	4/5	T1	2-Run	106 mph	425 ft.
Christian Moore (11)	at Auburn	4/5	T2	2-Run	112 mph	439 ft.

Player (Total)	Opponent	Date	Inn.	Type	Exit Velo	Est. Dist.
Dalton Bargo (5)	at Auburn	4/6	T2	Solo	101 mph	375 ft.
Christian Moore (12)	at Auburn	4/6	T2	GS	103 mph	403 ft.
Dylan Dreiling (11)	at Auburn	4/6	T3	Solo	106 mph	344 ft.
Dalton Bargo (6)	at Auburn	4/6	T3	2-Run	97 mph	376 ft.
Blake Burke (11)	at Auburn	4/6	T4	Solo	102 mph	379 ft.
Dylan Dreiling (12)	at Auburn	4/6	T6	Solo	108 mph	422 ft.
Cal Stark (3)	at Auburn	4/7	T2	GS	105 mph	N/A
Christian Moore (13)	at Auburn	4/7	T2	Solo	102 mph	391 ft.
Cal Stark (4)	at Auburn	4/7	T3	3-Run	103 mph	N/A
Hunter Ensley (4)	at Auburn	4/7	T5	Solo	104 mph	380 ft.
Kavares Tears (10)	at Auburn	4/7	T6	Solo	98 mph	383 ft.
Dean Curley (9)	at Auburn	4/7	T7	Solo	109 mph	424 ft.
Camden Bates (1)	vs. Alabama A&M	4/8	B6	3-Run	101 mph	373 ft.
Colby Backus (2)	vs. Alabama A&M	4/8	B6	2-Run	100 mph	403 ft.
Billy Amick (11)	vs. LSU	4/12	B1	2-Run	99 mph	396 ft.
Dylan Dreiling (13)	vs. LSU	4/12	B5	Solo	104 mph	342 ft.
Billy Amick (12)	vs. LSU	4/13	B8	Solo	104 mph	357 ft.
Blake Burke (12)	vs. LSU	4/14	B3	2-Run	97 mph	336 ft.
Christian Moore (14)	vs. LSU	4/14	B6	Solo	113 mph	413 ft.
Christian Moore (15)	vs. LSU	4/14	B7	3-Run	99 mph	384 ft.
Reese Chapman (3)	vs. Bellarmine	4/16	B2	2-Run	109 mph	335 ft.
Blake Burke (13)	vs. Bellarmine	4/16	B2	GS	113 mph	406 ft.
Kavares Tears (11)	vs. Bellarmine	4/16	B2	Solo	105 mph	355 ft.
Reese Chapman (4)	vs. Bellarmine	4/16	B4	Solo	100 mph	380 ft.
Charlie Taylor(1)	vs. Bellarmine	4/16	B7	3-Run	97 mph	360 ft.
Colby Backus (3)	vs. Bellarmine	4/16	B8	Solo	93 mph	364 ft.
Hunter Ensley (5)	at Kentucky	4/19	T2	2-Run	101 mph	399 ft.
Christian Moore (16)	at Kentucky	4/20	T1	Solo	105 mph	375 ft.
Blake Burke (14)	at Kentucky	4/20	T1	Solo	109 mph	420 ft.
Kavares Tears (12)	at Kentucky	4/20	T2	Solo	104 mph	356 ft.
Dylan Dreiling (14)	at Kentucky	4/20	T5	Solo	107 mph	339 ft.
Dylan Dreiling (15)	at Kentucky	4/20	T8	Solo	98 mph	383 ft.
Christian Moore (17)	at Kentucky	4/21	T3	2-Run	N/A	N/A
Christian Moore (18)	at Kentucky	4/21	T7	Solo	106 mph	399 ft.
Kavares Tears (13)	at Kentucky	4/21	T7	2-Run	106 mph	330 ft.
Christian Moore (19)	at Kentucky	4/21	T8	3-Run	112 mph	396 ft.
Billy Amick (13)	vs. W. Carolina	4/23	B3	2-Run	106 mph	368 ft.
Colby Backus (4)	vs. W. Carolina	4/23	B5	Solo	107 mph	374 ft.
Kavares Tears (14)	vs. W. Carolina	4/23	B5	3-Run	103 mph	396 ft.
Billy Amick (14)	vs. W. Carolina	4/23	B8	3-Run	106 mph	342 ft.
Christian Moore (20)	vs. Missouri	4/25	B1	Solo	104 mph	408 ft.
Cal Stark (5)	vs. Missouri	4/25	B2	3-Run	103 mph	400 ft.
Billy Amick (15)	vs. Missouri	4/25	B3	Solo	112 mph	373 ft.
Hunter Ensley (6)	vs. Missouri	4/25	B4	Solo	101 mph	366 ft.
Billy Amick (16)	vs. Missouri	4/25	B6	3-Run	109 mph	N/A
Cannon Peebles (1)	vs. Missouri	4/25	B8	Solo	100 mph	378 ft.
Billy Amick (17)	vs. Lipscomb	4/30	B9	Solo	103 mph	362 ft.
Billy Amick (18)	at Florida	5/3	T8	Solo	109 mph	460 ft.
Hunter Ensley (7)	at Florida	5/4	T6	3-Run	94 mph	382 ft.
Christian Moore (21)	at Florida	5/4	T7	2-Run	105 mph	384 ft.
Blake Burke (15)	at Florida	5/4	T7	Solo	108 mph	427 ft.
Dylan Dreiling (16)	vs. Queens	5/7	B7	3-Run	106 mph	385 ft.
Christian Moore (22)	at Vanderbilt	5/10	T1	Solo	106 mph	381 ft.
Kavares Tears (15)	at Vanderbilt	5/10	T8	2-Run	104 mph	364 ft.
Cannon Peebles (2)	at Vanderbilt	5/10	T8	2-Run	97 mph	369 ft.
Christian Moore (23)	at Vanderbilt	5/11	T6	3-Run	97 mph	396 ft.
Colby Backus (5)	vs. Belmont	5/14	B6	Solo	97 mph	357 ft.
Christian Moore (24)	vs. Belmont	5/14	B6	Solo	101 mph	351 ft.
Reese Chapman (5)	vs. Belmont	5/14	B6	Solo	95 mph	356 ft.
Christian Moore (25)	vs. S. Carolina	5/16	B1	Solo	112 mph	432 ft.
Christian Moore (26)	vs. S. Carolina	5/16	B3	Solo	110 mph	426 ft.
Kavares Tears (16)	vs. S. Carolina	5/16	B3	3-Run	107 mph	396 ft.
Dylan Dreiling (17)	vs. S. Carolina	5/16	B7	2-Run	107 mph	422 ft.
Christian Moore (27)	vs. S. Carolina	5/17	B6	Solo	109 mph	418 ft.
Hunter Ensley (8)	vs. S. Carolina	5/17	B6	3-Run	103 mph	395 ft.
Blake Burke (16)	vs. S. Carolina	5/17	B7	GS	112 mph	448 ft.
Reese Chapman (6)	vs. Vanderbilt	5/22	B4	3-Run	100 mph	390 ft.
Kavares Tears (17)	vs. Texas A&M	5/23	B7	3-Run	102 mph	373 ft.
Cal Stark (6)	vs. Texas A&M	5/23	B8	Solo	97 mph	382 ft.
Blake Burke (17)	vs. Mississippi St.	5/24	T8	Solo	107 mph	392 ft.
Christian Moore (28)	vs. Vanderbilt	5/25	T6	2-Run	113 mph	441 ft.
Billy Amick (19)	vs. LSU	5/26	T3	3-Run	103 mph	422 ft.

TOTAL & HIGHS **147 Hrs** **117 mph** **460 ft.**

All data provided by Trackman or Yakkertech

INDIVIDUAL

No-Hitter:	Jeffery Terrell vs. Bowling Green State (2/15/02) [W, 5-0]
One-Hitter:	Luke Hochevar at Auburn (3/18/05) [W, 2-1]
Complete Game:	Drew Beam at Auburn (4/6/24) [W, 12-2 in 7 inn.]
Complete Game Shutout:	Drew Beam at Vanderbilt, (4/3/22) [W, 5-0]
Back-to-Back Complete Games:	Garrett Stallings & Will Neely doubleheader vs. Alabama (3/25/18)
Three Straight Complete Games:	Ryan Meyers, Mike Lincoln & Scott Schroeffer 1996 Atlantic Regional vs. Charleston Southern, Georgia Southern & West Virginia
10+ Strikeouts (Individual):	AJ Causey (12) vs. Illinois (3/8/24)
10+ Innings Pitched:	Jamie Bennett (10.0) vs. Auburn (4/14/00)
Hit for the Cycle:	Zane Denton vs. Morehead State (3/10/23)
Walk-Off Play:	Reese Chapman vs. Tenn. Tech (3/26/24) [RBI Double in 7th Inn.]
Hit a Walk-Off HR:	Griffin Merritt vs. Mississippi State (4/27/23) [Solo HR in 9th Inn.]
Inside the Park Home Run:	Christian Moore vs. Oklahoma (3/6/22)
Inside the Park Grand Slam:	Joe Randa vs. Louisville (4/23/91)
Pinch-Hit Home Run:	Cannon Peebles at Vanderbilt (5/10/24)
Pinch-Hit Grand Slam:	Cal Stark vs. Eastern Kentucky (3/12/24)
Leadoff HR (Game):	Christian Moore vs. South Carolina (5/16/24)
Leadoff HR (Inning):	Blake Burke (Top 8) vs. Mississippi State (5/24/24)
Two-Home Run Game:	Christian Moore vs. South Carolina (5/16/24)
Three-Home Run Game:	Christian Moore at Vanderbilt (5/11/24)
Grand Slam:	Blake Burke vs. South Carolina (5/17/24)
Back-to-Back HR:	Colby Backus & Christian Moore (Bot. 6) vs. Belmont (5/14/24)
Back-to-Back-to-Back HR:	Luc Lipcius, Jordan Beck & Drew Gilbert vs. Mississippi State (1st inning) (5/19/22)
HR in Three Straight Games:	Christian Moore, May 14 - May 17, 2024
HR in Four Straight Games:	Christian Moore, April 28 - May 5, 2023
Three-Double Game:	Evan Russell at Mississippi State (5/19/22)
Four-Double Game:	Drew Steckenrider vs. Vanderbilt (5/4/12)
Two-Triple Game:	Hunter Rigsby vs. ETSU (4/17/02)
Four-Hit Game:	Hunter Ensley vs. LSU (5/26/24)
Five-Hit Game:	Jorel Ortega at Mississippi State (5/19/22)
Six-Hit Game:	Kris Bennett vs. Georgia (6/11/01)
Four-Run Game:	Christian Moore at Kentucky (4/21/24)
Five-Run Game:	Maui Ahuna vs. Morehead State (3/10/23)
Four-RBI Game:	Kavares Tears vs. Texas A&M (5/23/24)
Five-RBI Game:	Christian Moore at Vanderbilt (5/11/24)
Six-RBI Game:	Hunter Ensley (7) at Florida (5/4/24)
Seven-RBI Game:	Hunter Ensley at Florida (5/4/24)
Eight-RBI Game:	Dean Curley (9) vs. Kansas State (3/5/24)
Nine-RBI Game:	Dean Curley vs. Kansas State (3/5/24)
10-RBI Game:	Joe Randa vs. Louisville (4/23/91)
Four Steals:	Jay Charleston vs. Tennessee Tech (5/14/19)
Five Steals:	Jay Charleston vs. Tennessee Tech (5/14/19)
Six Steals:	Clay Greene vs. Middle Tennessee (4/9/97)
Straight Steal of Home:	Will Maddox vs. MTSU (4/30/13)
No-Hitter vs. UT:	LHP Brian Dodd of Arizona State, (3/19/88)
Opposing Player Hit Three HR:	Brian Kalmer of Gonzaga, (3/5/23)

TEAM

No-Hitter:	Jeffery Terrell vs. Bowling Green State (2/15/02) [W, 5-0]
One-Hitter:	AJ Causey & Dylan Loy vs. Bowling Green (3/1/24) [W, 11-1 in 8 Inn.]
Shutout (Team):	Georgia (3/31/24) [W, 7-0]
Tennessee Was Shutout:	at Vanderbilt (5/12/24) [L, 3-0]
Tennessee Was No-Hit:	at Arizona State (3/19/88) [LHP Brian Dodd]
Back-to-Back Shutouts:	vs. UC San Diego & vs. Alabama A&M (2/19/23 & 2/21/23) [Wins of 7-0 & 10-0 (8)]
Three Straight Shutouts:	App State (2/16 & 2/17/19) and Northern Kentucky (2/19/19) [Wins of 2-0, 3-0 & 18-0]
Four Straight Shutouts:	Appalachian State (3x) and Northern Kentucky (2/15/19 - 2/19/19) [Wins of 6-0, 2-0, 3-0 & 18-0]
Traditional Walk-Off Win:	Mississippi State (4/27/23) [Griffin Merritt HR in 9th Inn.]
Run-Rule Walk-Off Win:	Tennessee Tech (3/26/24) [Reese Chapman 2B in 7th Inn.]
Grand Slam in Back-to-Back Games:	Christian Moore & Cal Stark at Auburn (4/6/24) & at Auburn (4/7/24)
Grand Slam in Three Straight Games:	Reese Chapman, Robin Villeneuve & Cal Stark vs. Illinois (3/9/24 & 3/10/24) & vs. Eastern Kentucky (3/12/24)
Two Grand Slams in One Game:	Dylan Dreiling & Dalton Bargo vs. Georgia (3/30/24)
Turned a Triple Play:	vs. Oklahoma (2/17/24) [P-SS]
Hit into a Triple Play:	vs. Florida (4/6/08) [Jeff Lockwood lined into 2B-SS-1B]
10+ Runs:	10 vs. Belmont (5/14/24) [W, 10-0 in 7 Inn.]
15+ Runs:	16 at Florida (5/4/24) [W, 16-3 in 7 Inn.]
20+ Runs:	20 vs. Bellarmine (4/16/24) [W, 20-5]
10+ Hits:	10 vs. Vanderbilt (5/25/24) [W, 6-4]
15+ Hits:	20 vs. Bellarmine (4/16/24) [W, 20-5]
20+ Hits:	20 vs. Bellarmine (4/16/24) [W, 20-5]
1-0 Win:	at Alabama [DH-2] (4/16/11)
1-0 Loss:	at Vanderbilt (4/28/17)
Extra Innings Win:	at Clemson (6/3/23) [6-5 in 14 inn.]
Extra Innings Loss:	vs. Oklahoma (2/17/24) [5-1 in 10 inn.]
Home Series Won:	South Carolina (5/16/24 - 5/18/24)
Home Series Lost:	Florida (4/6/23 - 4/8/23)
Home Series Sweep:	South Carolina (5/16/24 - 5/18/24)
Home Series Swept:	Missouri (5/18/17 - 5/20/17)
Away Series Won:	at Vanderbilt (5/10/24-5/12/24)
Away Series Lost:	at Alabama (3/15/24 - 3/17/24)
Away Series Sweep:	at Mississippi State (5/19/22 - 5/21/22)
Away Series Swept:	at #5 Arkansas (4/14/23 - 4/16/23)
Tournament Won:	SEC Tournament (4-1), 2024
Beat a Top 25 Team:	#14 Mississippi State (5/24/24) [6-5]
Beat a Top 10 Team:	#3 Texas A&M (5/23/24) [7-4]
Beat a Top 5 Team:	#3 Texas A&M (5/23/24) [7-4]
Beat a No. 1 Team:	at #1 LSU (4/1/23) [14-7]
Series Win Over a Top 25 Team:	#23 South Carolina (5/16/24 - 5/18/24)
Series Win Over a Top 10 Team:	at #3 Kentucky (4/19/24 - 4/21/24)
Series Win Over a Top 5 Team:	at #3 Kentucky (4/19/24 - 4/21/24)
Series Win Over a No. 1 Team:	at #1 Ole Miss (3/25/22 - 3/27/22)
UT Player Ejection:	Blake Burke (Bot. 5) vs. Illinois (3/10/24)
UT Head Coach Ejection:	Tony Vitello (Top 3) at Missouri (3/19/23) [DH-1]
UT Assistant Coach Ejection:	Frank Anderson (Top 6) vs. Ole Miss (3/23/24)

Bold - Occurred in 2024

POTENTIAL STARTER



32

DREW BEAM

Jr. | RHP | 6-4 | 207 | Murfreesboro, Tenn. (Blackman HS)

CAREER STATS

Season	W-L	APP-GS	CG	SHO	IP	H	R	ER	HR	BB	K	SV	WHIP	BAA	ERA
2022	8-1	16-15	1	1-3	76.0	50	26	23	8	21	62	0	0.93	.186	2.72
2023	9-5	17-17	1	0-3	84.1	88	49	34	12	23	88	0	1.32	.267	3.63
2024	8-2	15-15	2	0-0	85.0	87	47	37	11	21	75	0	1.27	.264	3.92
TOTALS	25-8	48-47	4	1-6	245.1	225	122	94	31	65	225	0	1.18	.242	3.45

SEASON BESTS

Innings (Starter) 8.0 at Alabama (3/16)
Innings (Reliever) N/A
Runs Allowed 1 (4x), last vs. LSU (4/13)
ER Allowed 0 vs. LSU (4/13)
Strikeouts 9 vs. Bowling Green (3/2)
Walks 0 (3x), last vs. Ole Miss (3/23)
Hits Allowed 2 vs. Mississippi State (5/24)

CAREER BESTS

Innings (Starter) 9.0 at Vanderbilt (4/3/22)
Innings (Reliever) 0.1 vs. Georgia (5/14/22)
Runs Allowed 0 (9x), last at Southern Miss (6/12/23)
ER Allowed 0 (10x), last vs. LSU (4/13/24)
Strikeouts 10 (3x), last vs. Charlotte (6/4/23)
Walks 0 (13x), last vs. Ole Miss (3/23/24)
Hits Allowed 1 (4x), last vs. Dayton (2/26/23)

GAME-BY-GAME STATS

Date	Opponent	GS	IP	H	R	ER	BB	SO	2B	3B	HR	WP	BK	HBP	IBB	Score	W-L	Sv	ERA	NP
Feb 17	vs Oklahoma	*	5.2	7	1	1	0	2	1	0	0	0	0	0	0	1-5	0-0	0	1.59	78
Feb 24	UAlbany	*	5.0	6	2	2	0	4	1	0	0	0	0	1	0	21-6	1-0	0	2.53	71
Mar 02	BOWLING GREEN	*	6.0	5	1	1	1	9	0	0	1	0	0	0	0	12-1	2-0	0	2.16	80
Mar 09	ILLINOIS	*	5.0	4	1	1	1	5	1	0	0	0	0	0	0	24-1	3-0	0	2.08	65
Mar 16	at Alabama	*	8.0	8	6	5	2	6	1	1	0	1	0	0	0	3-6	3-1	0	3.03	101
Mar 23	OLE MISS	*	5.1	6	4	3	0	5	0	0	3	0	0	0	0	5-8	3-1	0	3.34	99
Mar 30	GEORGIA	*	2.2	8	7	4	2	1	3	0	2	0	0	0	0	16-11	3-1	0	4.06	65
Apr 06	at Auburn	*	7.0	3	2	1	1	8	2	0	0	2	0	0	0	12-2	4-1	0	3.63	98
Apr 13	LSU	*	6.2	8	1	0	3	5	1	0	0	0	0	0	0	3-1	5-1	0	3.16	106
Apr 20	at Kentucky	*	4.1	7	4	3	2	4	1	0	1	0	0	1	0	9-4	5-1	0	3.40	92
Apr 26	MISSOURI	*	7.1	6	2	2	1	8	0	0	1	0	0	2	0	3-2	6-1	0	3.29	106
May 03	at Florida-2	*	6.0	6	3	3	1	4	0	0	2	0	0	0	0	3-4	6-2	0	3.39	90
May 11	at Vanderbilt	*	5.1	6	5	5	3	6	2	0	1	0	0	0	0	7-6	7-2	0	3.75	104
May 17	SOUTH CAROLIN	*	6.0	5	3	1	2	4	0	0	0	0	0	0	0	8-3	8-2	0	3.59	104
May 24	vs Mississippi Stat	*	4.2	2	5	5	2	4	0	0	0	0	0	2	0	6-5	8-2	0	3.92	84
Totals		15	85.0	87	47	37	21	75	13	1	11	3	0	6	0	133-65	8-2	0	3.92	-

BIO INFORMATION

CAREER HONORS

- 2024 SEC Scholar-Athlete of the Year
- 2024 SEC Community Service Team
- 2024 Golden Spikes Award Preseason Watch List
- 2024 Preseason All-America 1st Team -- NCBWA, BA
- 2024 Preseason All-America 2nd Team -- PG, D1
- 2024 Preseason All-SEC - 1st Team (SP)
- 2023 USA Baseball Collegiate National Team
- SEC Co-Pitcher of the Week -- May 1, 2023
- 2022 D1Baseball.com National Freshman of the Year
- 2022 NCBWA Freshman Pitcher of the Year

- 2022 Collegiate Baseball Co-Freshman National Player of the Year
- 2022 All-America 1st Team -- NCBWA
- 2022 All-America 3rd Team -- D1Baseball.com, ABCA/Rawlings, Collegiate Baseball
- 2022 Freshman All-America 1st Team -- D1B, NCBWA
- 2022 Freshman All-America -- CBN, PG
- 2022 ABCA/Rawlings Southeast All-Region -- 1st Team
- 2022 Golden Spikes Award Semifinalist
- 2022 NCBWA Dick Howser Trophy Semifinalist
- 2022 All-SEC -- 2nd Team
- 2022 SEC All-Freshman Team
- SEC Freshman of the Week -- March 28, 2022

2024 - JUNIOR

- Has pitched at least five innings in 12 of his 15 starts this season, including seven outings of six innings or more
- Improved to 8-2 after allowing just one earned run on five hits in six innings of work vs. No. 23 South Carolina (5/17)
- Struck out six in 5.1 innings to earn his seventh win of the year in series-clinching victory at No. 25 Vanderbilt (5/11)
- Held Mizzou scoreless through seven innings and allowed just two runs on six hits with eight strikeouts in 7.1 innings of work in a win over the Tigers (4/26)
- Gave the Vols another quality start and earned the win against No. 25 LSU (4/13) to improve to 5-1 on the year. Had five strikeouts and scattered eight hits but was able to work out of trouble on numerous occasions, giving up just one unearned run in 6.2 innings of work
- Tossed his second complete game of the season in win at Auburn (4/6), allowing one earned run on three hits while striking out eight
- Threw his third career complete game in loss at Alabama (3/16). Rebounded incredibly well after a rough start to the game and retired 16 of the last 17 batters he faced, including 13 in a row to end his outing
- Improved to 3-0 on the year after striking out five over five innings, scattering four hits and allowing one run in a series-clinching win over Illinois (3/9)
- Earned his second win of the season in victory over Bowling Green (3/2) after tossing six innings with a season-high nine strikeouts
- Picked up his first win of the season in a series-clinching win over UAlbany (2/24) after scattering six hits across five innings while also striking out four batters and giving up zero walks
- In his season debut, held Oklahoma (2/17) to just a single run and gave up zero walks across 5.2 innings of work

NOTABLE

- Is tied for third in program history and tied for fourth among active Division I pitchers with 25 career victories
- Majoring in finance
- Son of Kelli and Jason Beam and has one younger sister, Carlee Beam
- Two-sport standout from Blackman High School in Murfreesboro, playing quarterback for the Blaze, hence his nickname "QB1"
- Father, Jason, played golf at UT-Martin
- Younger sister, Carlee, has Spinal Muscular Atrophy (SMA). Drew wears a custom glove with purple accents to raise awareness for people with the genetic disorder

POTENTIAL STARTER

48

ZANDER SECHRIST

Sr. | LHP | 6-2 | 193 | Buford, Ga. (Flowery Branch HS)

CAREER STATS

Season	W-L	APP-GS	CG	SHO	IP	H	R	ER	HR	BB	K	SV	WHIP	BAA	ERA
2021	2-0	8-0	0	0-1	9.1	8	4	3	1	1	11	0	0.99	.242	2.89
2022	4-0	17-11	0	0-1	43.0	27	8	8	4	7	46	0	0.79	.181	1.67
2023	0-1	23-12	0	0-4	30.2	27	7	7	3	5	32	0	1.06	.237	2.05
2024	3-1	16-15	0	0-2	55.1	55	24	24	10	11	57	0	1.19	.262	3.90
TOTALS	9-2	64-38	0	0-8	138.1	117	43	42	18	24	146	0	1.02	.231	2.73

SEASON BESTS

Innings (Starter) 6.0 (3x), last vs. Vanderbilt (5/25)
Innings (Reliever) 0.1 vs. Bowling Green (3/3)
Runs Allowed 0 (5x), last vs. South Carolina (5/18)
ER Allowed 0 (5x), last vs. South Carolina (5/18)
Strikeouts 10 vs. Southern Indiana (3/6)
Walks 0 (7x), last vs. South Carolina (5/18)
Hits Allowed 0 vs. Xavier (3/19)

CAREER BESTS

Innings (Starter) .. 6.0 (2x), last vs. Vanderbilt (5/25/24)
Innings (Reliever) 2.2 vs. Eastern Kentucky (3/23/21)
Runs Allowed 0 (37x), last vs. S. Carolina (5/18/24)
ER Allowed 0 (37x), last vs. S. Carolina (5/18/24)
Strikeouts 10 vs. Southern Indiana (3/6/24)
Walks 0 (42x), last vs. S. Carolina (5/18/24)
Hits Allowed 0 (16x), last at Xavier (3/19/24)

GAME-BY-GAME STATS

Date	Opponent	GS	IP	H	R	ER	BB	SO	2B	3B	HR	WP	BK	HBP	IBB	Score	W-L	Sv	ERA	NP
Feb 18	vs Baylor	*	2.0	4	3	3	1	1	1	0	1	0	0	0	0	11-5	0-0	0	13.50	42
Feb 25	UALBANY	*	2.0	1	0	0	0	3	0	0	0	0	0	0	0	12-0	0-0	0	6.75	23
Mar 03	BOWLING GREEN	*	0.1	2	2	2	0	1	0	0	1	0	0	0	0	16-6	0-0	0	10.38	16
Mar 06	SOUTHERN INDIA	*	5.2	5	1	1	1	10	0	0	1	0	0	0	0	2-1	0-0	0	5.40	78
Mar 12	EASTERN KENTU	*	3.1	1	0	0	0	3	0	0	0	0	0	0	0	17-2	0-0	0	4.05	39
Mar 19	XAVIER	*	3.0	0	0	0	1	3	0	0	0	0	0	0	0	10-2	0-0	0	3.31	40
Mar 24	OLE MISS	*	2.1	5	1	1	1	3	0	0	0	0	0	0	0	15-4	0-0	0	3.38	39
Mar 31	GEORGIA	*	6.0	4	0	0	1	7	0	0	0	0	0	0	0	7-0	1-0	0	2.55	102
Apr 07	at Auburn	*	2.0	3	3	3	0	1	0	0	1	0	0	0	0	19-5	1-0	0	3.38	30
Apr 14	LSU	*	5.2	6	2	2	1	5	1	0	1	0	0	0	0	8-4	1-0	0	3.34	88
Apr 21	at Kentucky	*	3.0	7	3	3	0	3	0	0	2	0	0	0	0	13-11	1-0	0	3.82	46
Apr 27	MISSOURI	*	4.0	3	2	2	3	4	0	0	0	0	0	0	0	3-2	1-0	0	3.89	69
May 04	at Florida	*	2.0	2	2	2	0	1	1	0	1	0	0	0	0	16-3	1-0	0	4.14	20
May 12	at Vanderbilt	*	2.0	4	3	3	1	3	0	0	1	0	0	0	0	0-3	1-1	0	4.57	35
May 18	SOUTH CAROLIN	*	6.0	4	0	0	0	4	0	0	0	0	0	0	0	4-1	2-1	0	4.01	65
May 25	vs Vanderbilt	*	6.0	4	2	2	1	5	0	0	1	0	0	0	0	6-4	3-1	0	3.90	80
Totals		15	55.1	55	24	24	11	57	3	0	10	0	0	0	0	159-53	3-1	0	3.90	-

BIO INFORMATION

CAREER HONORS

- DIBaseball.com SEC Extra Pitcher of the Week -- April 1, 2024
- 2023 Spring SEC Academic Honor Roll
- 2020-21 SEC First-Year Academic Honor Roll

2024

- Has the sixth lowest career ERA (2.73) of any active pitcher (min. 75 IP) in Division I
- Posted his second straight quality start, allowing just two runs on four hits over six innings while striking out five against Vanderbilt (5/25) in the SEC Tournament semifinals
- Earned his second win of the year in dominant fashion, tossing six shutout innings with four strikeouts and no walks in regular-season finale vs. South Carolina (5/18) to help the Vols secure a share of the SEC regular season title
- Gave UT another solid start in Sunday win vs. No. 25 LSU (4/14), finishing with five strikeouts while scattering six hits and allowing two runs in 5.2 innings
- Made his second consecutive Sunday start and put together arguably the best outing of his UT career in win vs. No. 22 Georgia (3/31), holding the Bulldogs' high-powered lineup to just four hits over six scoreless innings to earn his first victory of the season. The Georgia native set career highs in innings pitched and total pitches (102) while striking out seven batters and issuing just one walk on the afternoon (3/31)
- Struck out three batters over 2.1 innings in run-rule win over No. 17 Ole Miss (3/24)
- Recorded his second consecutive shutout appearance, allowing zero runs and no hits over three innings against Xavier (3/19)
- Pitched 5.2 innings while striking out a career-high 10 batters in win over Southern Indiana (3/6)

NOTABLE

- Full name is Zander Robert Sechrist
- Born on March 14, 2002
- Majoring in therapeutic recreation
- Son of Lori Sechrist
- He became a left-handed after breaking his right arm when he was 2-years old
- Chews multiple pieces of bubble gum during every game

POTENTIAL STARTER



27

CHRIS STAMOS

Gr. | LHP | 6-4 | 209 | Pasadena, Calif. (St. Francis HS)

CAREER STATS

Season	W-L	APP-GS	CG	SHO	IP	H	R	ER	HR	BB	K	SV	WHIP	BAA	ERA
2022*	1-1	16-1	0	0-1	11.2	10	14	11	0	13	15	0	2.05	.222	8.49
2023*	3-3	20-4	0	0-0	21.2	25	18	14	5	9	31	1	1.60	.281	5.82
2024	3-0	18-7	0	0-0	29.2	17	11	11	5	15	32	0	1.08	.170	3.34
TOTALS	7-4	54-12	0	0-1	63.0	52	43	36	10	37	78	1	1.41	.222	5.14

SEASON BESTS

Innings (Starter) 3.1 vs. Texas A&M (5/23)
Innings (Reliever) 3.0 vs. UAlbany (2/23)
Runs Allowed 0 (10x), last vs. Missouri (4/25)
ER Allowed 0 (10x), last vs. Missouri (4/25)
Strikeouts 5 at Vanderbilt (5/10)
Walks 0 (4x), last vs. Missouri (4/25)
Hits Allowed 0 (6x), last at Auburn (2/16)

CAREER BESTS

Innings (Starter) 3.1 vs. Texas A&M (5/23/24)
Innings (Reliever) 3.0 (3x), last vs. UAlbany (2/23/24)
Runs Allowed 0 (25x), last vs. Missouri (4/25/24)
ER Allowed 0 (30x), last at Missouri (4/25/24)
Strikeouts 5 at Vanderbilt (5/10/24)
Walks 0 (22x), last vs. Missouri (4/25/24)
Hits Allowed 0 (20x), last at Auburn (4/5/24)

GAME-BY-GAME STATS

Date	Opponent	GS	IP	H	R	ER	BB	SO	2B	3B	HR	WP	BK	HBP	IBB	Score	W-L	Sv	ERA	NP
Feb 17	vs Oklahoma		1.0	0	0	0	0	0	0	0	0	0	0	0	0	1-5	0-0	0	0.00	-
Feb 18	vs Baylor		2.0	0	0	0	1	4	0	0	0	0	0	0	0	11-5	0-0	0	0.00	27
Feb 23	UALBANY		3.0	1	2	2	2	1	0	0	1	0	0	0	0	8-5	1-0	0	3.00	51
Feb 27	HIGH POINT		1.0	1	0	0	1	2	0	0	0	0	0	0	0	7-4	2-0	0	2.57	25
Mar 12	EASTERN KENTU		0.2	0	0	0	0	0	0	0	0	0	0	0	0	17-2	3-0	0	2.35	8
Mar 17	at Alabama		0.1	1	2	2	1	0	0	0	0	0	0	0	0	6-7	3-0	0	4.50	12
Mar 19	XAVIER		0.2	0	0	0	0	0	0	0	0	0	0	0	0	10-2	3-0	0	4.15	14
Mar 22	OLE MISS		0.2	1	0	0	0	1	0	0	0	0	0	0	0	15-3	3-0	0	3.86	16
Mar 26	TENNESSEE TEC		1.0	0	0	0	0	1	0	0	0	0	0	0	0	11-1	3-0	0	3.48	14
Mar 29	GEORGIA		1.2	0	1	1	3	1	0	0	0	0	0	1	0	2-16	3-0	0	3.75	41
Apr 05	at Auburn		1.0	0	0	0	0	2	0	0	0	0	0	0	0	5-9	3-0	0	3.46	10
Apr 12	LSU	*	2.2	2	1	1	1	3	2	0	0	1	0	0	0	6-3	3-0	0	3.45	40
Apr 19	at Kentucky	*	0.1	1	0	0	0	0	1	0	0	0	0	1	0	3-5	3-0	0	3.38	8
Apr 25	MISSOURI	*	2.2	3	0	0	0	3	0	0	0	0	0	0	0	10-1	3-0	0	2.89	41
May 03	at Florida-1	*	3.0	3	2	2	1	4	0	0	1	0	0	0	0	6-2	3-0	0	3.32	55
May 10	at Vanderbilt	*	2.2	2	1	1	2	5	0	0	1	0	0	0	0	8-4	3-0	0	3.33	54
May 16	SOUTH CAROLIN	*	2.0	1	1	1	2	2	0	0	1	0	0	0	0	9-3	3-0	0	3.42	34
May 23	vs Texas A&M	*	3.1	1	1	1	1	3	0	0	1	0	0	0	0	7-4	3-0	0	3.34	53
Totals			7	29.2	17	11	15	32	3	0	5	1	0	2	0	142-81	3-0	0	3.34	-

BIO INFORMATION

CAREER HONORS

- CSC Academic All-District Team (2023)
- Pac-12 Spring Academic Honor Roll (2023)

2024

- Tossed a career-high 3.1 innings, allowing just one run on three hits while striking out three vs. Texas A&M (5/23) in the SEC Tournament
- Set a career high with five strikeouts in 2.2 inning start at No. 25 Vanderbilt (5/10)
- Finished with four strikeouts and tied a career high with three innings pitched in series-opening start at Florida (5/3)
- Made his third straight series-opening start and gave the Vols a solid 2.2 scoreless innings of work in their series-opening win over Missouri (4/25)
- Earned his first start for Tennessee and got the Vols off to a good start on the mound with 2.2 innings of two-hit ball, striking out three and allowing just one run in series opener vs. No. 25 LSU (4/12)
- Did not allow a run or hit and struck out two batters during the final inning of the series-opening game at Auburn (4/5)
- Retired both batters he faced against Eastern Kentucky (3/12) to pick up the win
- Picked up the win against High Point (2/27) thanks to one inning of shutout work with two strikeouts
- Appeared twice during the Shriner's Children's College Showdown and didn't allow a hit, pitching one inning against Oklahoma (2/17) and tallying four strikeouts in two innings versus Baylor (2/18)
- Helped turn the program's first triple play since 1997 in his Tennessee debut against Oklahoma (2/17)

NOTABLE

- Full name is Christopher Miner Stamos
- Born on April 18, 2000
- Son of Connie Stamos
- Has one brother, Alex, who played baseball at Principia College
- Pursuing a master's degree in Agricultural Leadership, Education, and Communication

*at Cal

POTENTIAL STARTER

37

DYLAN LOY

Fr. | LHP | 6-0 | 194 | Pigeon Forge, Tenn. (Pigeon Forge HS)

CAREER STATS

Season	W-L	APP-GS	CG	SHO	IP	H	R	ER	HR	BB	K	SV	WHIP	BAA	ERA
2024	2-0	17-5	0	0-2	27.2	17	7	7	1	10	33	0	0.98	.177	2.28
TOTALS	2-0	17-5	0	0-2	27.2	17	7	7	1	10	33	0	0.98	.177	2.28

SEASON BESTS

Innings (Starter)3.0 vs. Western Carolina (4/23)
Innings (Reliever)4.2 vs. LSU (5/26)
Runs Allowed0 (12x), last vs. LSU (5/26)
ER Allowed0 (12x), last vs. LSU (5/26)
Strikeouts5 (2x), last vs. LSU (5/26)
Walks0 (11x), last vs. Vanderbilt (5/22)
Hits Allowed0 (7x), last at Florida (5/3)

CAREER BESTS

Innings (Starter)3.0 vs. Western Carolina (4/23/24)
Innings (Reliever)4.2 vs. LSU (5/26/24)
Runs Allowed0 (12x), last vs. LSU (5/26/24)
ER Allowed0 (12x), last vs. LSU (5/26/24)
Strikeouts5 (2x), last vs. LSU (5/26/24)
Walks0 (11x), last vs. Vanderbilt (5/22/24)
Hits Allowed0 (7x), last at Florida (5/3/24)

GAME-BY-GAME STATS

Date	Opponent	GS	IP	H	R	ER	BB	SO	2B	3B	HR	WP	BK	HBP	IBB	Score	W-L	Sv	ERA	NP
Feb 21	ETSU		1.0	0	0	0	0	2	0	0	0	0	0	1	0	16-0	1-0	0	0.00	10
Feb 24	UALBANY		1.0	1	0	0	0	2	0	0	0	0	0	0	0	21-6	1-0	0	0.00	17
Mar 01	BOWLING GREEN		1.0	0	0	0	0	1	0	0	0	0	0	0	0	11-1	1-0	0	0.00	13
Mar 03	BOWLING GREEN		1.0	0	0	0	2	0	0	0	0	0	0	0	0	16-6	1-0	0	0.00	17
Mar 05	KANSAS STATE		1.0	0	0	0	2	3	0	0	0	1	0	0	0	15-5	1-0	0	0.00	23
Mar 09	ILLINOIS		1.0	0	0	0	0	2	0	0	0	0	0	0	0	24-1	1-0	0	0.00	10
Mar 19	XAVIER		1.0	2	1	1	0	0	1	0	0	1	0	0	0	10-2	1-0	0	1.29	21
Mar 26	TENNESSEE TEC	*	1.0	0	0	0	0	1	0	0	0	0	0	0	0	11-1	1-0	0	1.12	14
Apr 09	ALABAMA A&M	*	1.0	1	0	0	0	2	0	0	0	0	0	0	0	20-2	1-0	0	1.00	18
Apr 16	BELLARMINE		2.1	1	1	1	1	3	0	0	1	0	0	0	0	20-5	1-0	0	1.59	43
Apr 23	WESTERN CARO	*	3.0	1	3	3	2	2	0	0	0	0	0	0	0	12-4	1-0	0	3.14	50
Apr 30	LIPSCOMB	*	2.0	3	1	1	0	2	1	0	0	0	0	0	0	6-9	1-0	0	3.31	31
May 03	at Florida-2		0.1	0	0	0	0	1	0	0	0	0	0	0	0	3-4	1-0	0	3.24	5
May 07	QUEENS		3.1	2	0	0	0	5	0	0	0	0	0	0	0	6-3	1-0	0	2.70	50
May 14	BELMONT	*	2.2	2	0	0	1	2	0	0	0	0	0	0	0	10-0	1-0	0	2.38	42
May 22	vs Vanderbilt		0.1	2	1	1	0	0	1	0	0	1	0	0	0	4-13	1-0	0	2.74	8
May 26	vs LSU		4.2	2	0	0	2	5	1	0	0	0	0	0	1	4-3	2-0	0	2.28	78
Totals		5	27.2	17	7	7	10	33	4	0	1	3	0	1	1	209-65	2-0	0	2.28	-

BIO INFORMATION

2024 - FRESHMAN

- Posted his best outing of the season in the SEC Tournament Championship game vs. LSU (5/26), tossing a career-high 4.2 scoreless innings of relief, allowing just two hits while tying a career-best with five strikeouts to earn the win
- Threw 2.2 scoreless innings with two strikeouts in a start against Belmont (5/14)
- Had his longest outing of the year to date, tossing 3.1 innings with a career-high five strikeouts against Queens (5/7)
- Pitched one inning and had two strikeouts in a midweek win over Western Carolina (4/23)
- Tossed 2.1 innings and struck out three batters against Bellarmine (4/16)
- Struck out two batters in one inning pitched against Alabama A&M (4/9)
- Tallied a strikeout while putting in an inning of work in a midweek win over Tennessee Tech (3/26)
- Pitched an inning and tallied two strikeouts in a win over Illinois (3/9)
- Had one inning of work and two strikeouts and earned his first collegiate victory in his Tennessee debut against ETSU (2/21)

HIGH SCHOOL

- Played at Pigeon Forge High School and was a two-time state runner-up
- Named to the 2023 Perfect Game All-American and All-Region Teams
- Was a three-time Perfect Game Preseason Underclass All-American
- Rated nationally by Perfect Game as the No. 500 overall player and ranked No. 18 in the state of Tennessee
- Competed in the 2022 17u National Elite Championship and was named to the All-Tournament team
- Pitched and got the win in the sub-state game to earn a state tournament berth

NOTABLE

- Full name is Dylan Cole Loy
- Son of Alan and Nichole Loy
- Born on July 29, 2004
- Dad, Alan, played college football at Tennessee Wesleyan
- Was the Pigeon Forge High School valedictorian
- Enjoys playing golf and going to the lake
- Majoring in Sport Management

POTENTIAL STARTER



33

AJ RUSSELL

So. | RHP | 6-6 | 207 | Franklin, Tenn. (Franklin HS)

CAREER STATS

Season	W-L	GP-GS	CG	SHO	IP	H	R	ER	HR	BB	K	SV	WHIP	BAA	ERA
2023	2-0	24-1	0	0-4	30.1	9	4	3	1	7	47	0	0.53	.095	0.89
2024	0-1	6-4	0	0-0	14.1	12	8	8	1	8	21	0	1.40	.231	5.02
TOTALS	2-1	30-5	0	0-4	44.2	21	12	11	2	15	68	0	0.81	.143	2.22

SEASON BESTS

Innings (Starter)4.1 vs. Texas Tech (2/16)
Innings (Reliever)3.0 vs. Ole Miss (3/23)
Runs Allowed0 (2x), last vs. Vanderbilt (5/22)
ER Allowed0 (2x), last vs. Vanderbilt (5/22)
Strikeouts10 vs. Texas Tech (2/16)
Walks0 (3x), last vs. LSU (5/26)
Hits Allowed1 (2x), last vs. LSU (5/26)

CAREER BESTS

Innings (Starter)4.1 vs. Texas Tech (2/16/24)
Innings (Reliever)3.1 at Georgia (5/7/23)
Runs Allowed0 (22x), last vs. Vanderbilt (5/22/24)
ER Allowed0 (23x), last vs. Vanderbilt (5/22/24)
Strikeouts10 vs. Texas Tech (2/16/24)
Walks0 (21x), last vs. LSU (5/26/24)
Hits Allowed0 (18x), last vs. LSU (6/20/23)

2024 GAME-BY-GAME STATS

Date	Opponent	GS	IP	H	R	ER	BB	SO	2B	3B	HR	WP	BK	HBP	IBB	Score	W-L	Sv	ERA	NP
Feb 16	vs Texas Tech	*	4.1	3	2	2	1	10	0	0	0	0	0	0	0	6-2	0-0	0	4.15	73
Feb 23	UAlbany	*	3.0	3	0	0	1	4	0	0	0	0	0	0	0	8-5	0-0	0	2.45	54
Mar 17	at Alabama	*	2.0	2	1	1	0	2	0	0	0	0	1	0	0	6-7	0-0	0	2.89	40
Mar 23	OLE MISS		3.0	2	4	4	6	3	1	0	0	0	0	0	1	5-8	0-1	0	5.11	69
May 22	vs Vanderbilt		1.0	1	0	0	0	2	0	0	0	0	0	1	0	4-13	0-1	0	4.72	22
May 26	vs LSU	*	1.0	1	1	1	0	0	0	0	1	0	0	0	0	4-3	0-1	0	5.02	13
Totals		4	14.1	12	8	8	8	21	1	0	1	0	1	1	1	33-38	0-1	0	5.02	-

BIO INFORMATION

CAREER HONORS

- 2024 NCWBA Preseason All-American -- 2nd Team
- 2023 NCBWA All-American -- 3rd Team
- 2023 NCBWA Freshman All-American -- 1st Team
- 2023 Baseball America Freshman All-American -- 2nd Team
- 2023 D1Baseball.com Freshman All-American -- 2nd Team

2024 - SOPHOMORE

- Missed the majority of conference play due to arm soreness/tightness after serving as the team's Friday starter to open the season
- Made his first start since the Alabama series in the SEC Tournament Championship game vs. LSU (5/26), tossing one inning in the win
- Had two strikeouts in one scoreless inning of relief in UT's SEC Tournament opener against Vanderbilt (5/22)
- Had a pair of strikeouts in two innings during his lone SEC start of the year at Alabama (3/17)
- Tossed three scoreless innings in home debut vs. UAlbany (2/23), striking out four while allowing three hits and one walk
- Electric in his 2024 debut against #18 Texas Tech (2/16) at the Shriners Children's College Showdown, striking out 10 batters and allowing just three hits across 4.1 innings in a 6-2 victory

2023 - FRESHMAN

- Did not allow a hit and recorded one strikeout over 1.1 scoreless innings of relief in CWS elimination game vs. #3 LSU (6/20)
- Appeared in UT's first game of the College World Series, retiring the lone batter he faced vs. #3 LSU (6/17)
- Allowed just one hit and struck out two batters during 1.1 innings against Texas A&M (5/23)
- Struck out the side during the final inning of the series-clinching win over #9 South Carolina (5/20)
- Pitched twice in the series against #19 Kentucky on Friday (5/12) and Sunday (5/14), totaling 2.1 innings and four punchouts while allowing only one base-runner
- Fantastic out of the bullpen at Georgia (5/7), tossing a career-high 3.1 innings and striking out five while conceding just three hits and one run against the Bulldogs
- Picked up his second win against Wofford (5/2), going 2.1 innings and striking out five while not allowing a hit to the Terriers
- Earned his first career win against Eastern Kentucky (4/11), setting the Colonels down in order with a pair of Ks
- Tossed 1.1 scoreless innings with two strikeouts against #3 Florida (4/6)
- Made his first career SEC appearance against Texas A&M (3/26), retiring the only batter he faced
- Made his first career start and retired all six batters he faced against Charleston Southern (3/1), including two punchouts
- Pitched in the first Friday-night home game against Dayton (2/24), striking out five across 2.1 perfect innings of work
- Impressed in his collegiate debut, pitching two scoreless innings and striking out three while allowing just one hit to Alabama A&M (2/21)

NOTABLE

- Born on June 29, 2004
- Majoring in finance
- Son of Tom and Katherine Russell
- Has one younger sister, Annie Russell
- Was a member of the high school band

THE VITELLO FILE

2021 & 2022 National Coach of the Year

Record: 285-110 (7th Year)

at UT: Same

Alma Mater: Missouri ('02)

Hometown: St. Louis, Mo.

Born: Oct. 9, 1978



COACHING STOPS

- 2018-Present:**
Tennessee, Head Coach
- 2014-17:**
Arkansas, Assistant Coach/Recruiting Coord.
- 2011-13:**
TCU, Assistant Coach/Recruiting Coord.
- 2004-10:**
Missouri, Assistant Coach/Recruiting Coord.
- 2003:**
Missouri, Volunteer Assistant Coach
- 2002:**
Salinas Packers, Associate Head Coach

BY THE NUMBERS

50+

Vitello has guided the Vols to three 50-win seasons (2021, 2022 and 2024). Of Tennessee's five 50-plus win seasons in program history, Vitello has been the head coach for three of them.

35

Since taking over prior to the 2018 season, Vitello has coached 35 players at Tennessee that have gone on to be selected in the MLB Draft, including a program record 10 in 2022.

17

Vitello's teams have been consistent postseason contenders, advancing to 17 NCAA Regionals and five NCAA Super Regionals as well as three trips to the CWS (Tennessee - 2021, 2023 // Arkansas - 2015).

12

During his 20-year collegiate coaching career, Vitello has helped assemble 12 top-15 signing classes, including two top-10 classes since coming to UT and the top-rated class in the nation in 2014.

TENNESSEE HEAD BASEBALL COACH: TONY VITELLO

Full Bio on UTSports.com

Tony Vitello (pronounced: vie-TELL-oh) accepted the position of head coach for the Tennessee Volunteers baseball program on June 7, 2017.

Since taking over on Rocky Top, Vitello has led the Big Orange back to national prominence and has helped establish Tennessee baseball as an SEC and national power, leading the program to four NCAA regionals (2019, 2021, 2022, 2023), three NCAA super regionals (2021, 2022, 2023) and a pair of Men's College World Series appearances (2021 & 2023).

A native of St. Louis, Missouri, Vitello arrived at UT following four seasons as assistant coach/recruiting coordinator at Arkansas. His rise to the head coaching ranks also included stops at Missouri (his alma mater) and TCU. He has earned a reputation as one of the elite recruiters on the college baseball landscape, having assembled 12 top-15 signing classes—including America's top-rated crop of talent in 2014. In November 2016, D1Baseball.com ranked Vitello No. 2, and tops in the SEC, on its list of the top 30 recruiting coordinators in America.

During a full-time, Division I coaching career spanning 20 years, Vitello has signed and developed 10 first-round MLB Draft picks and a handful of players who have gone on to play in Major League Baseball. That list includes VFL Garrett Crochet, Andrew Benintendi, Brandon Finnegan, Kyle Gibson, All-Star Aaron Crow, Gold Glove Award winner and four-time All-Star Ian Kinsler and five-time All-Star and three-time Cy Young Award winner Max Scherzer.

Vitello, a two-time National Coach of the Year during his time at Tennessee, has recruited and developed four first-round picks during his tenure with the Vols, including Chase Dollander, who became UT's highest-drafted pitcher straight out of college in program history when he was selected by the Colorado Rockies with the No. 9 overall pick in the 2023 MLB Draft, besting Crochet, who was selected with the 11th overall pick in the 2020 MLB Draft and became the first player to go from the draft to the big leagues without playing in the minors since Mike Leake did so with the Reds in 2010.

Tennessee has had 35 players drafted since 2018 when Vitello took over as head coach, averaging nearly six picks per year. Since 2020, the Vols' 28 total draft picks lead the nation.

After a record-breaking 2022 season that ended one win short of a return trip to Omaha, the Vols used a strong second half of the season to propel themselves on an impressive postseason run and reach the Men's College World Series for the second time in three years in 2023, the program's second appearance under Vitello.

Tennessee cemented its reemergence as an SEC and national power in 2022, setting a new program record with 57 victories en route to winning SEC Regular Season and SEC Tournament titles. With Vitello in charge, the Vols have increased their win total during every full season since his arrival (29 - 2018, 40 - 2019, 50 - 2021, 57 - 2022).

The Volunteers achieved the program's first No. 1 national ranking in any poll in week six of the 2022 season before settling in as the unanimous top-ranked team in week seven. UT was ranked No. 1 in at least one poll during 12 weeks of the season and spent 10 weeks as the nation's unanimous top-ranked team.

The Vols led the nation in numerous statistical categories while setting a handful of program records along the way, including new marks for home runs (158), runs scored (613), RBIs (574), slugging percentage (.604), ERA (2.51), WHIP (1.00), opponent batting average (.199), strikeouts (695), strikeouts/nine innings (10.5) and walks allowed/nine innings (2.48), among others.

Vitello was named the Perfect Game National Coach of the Year for the second season in a row and was also tabbed as the Southeast Region Coach of the Year by the American Baseball Coaches Association (ABCA). The Vols set a program record with nine players earning postseason All-America honors, including four first-team selections, which was also a school record. Tennessee had four players earn Freshmen All-America honors, as well.

Tennessee continued its ascension through the college baseball ranks during an historic 2021 season. Vitello's Vols won 50 games for just the third time in program history, finishing with a 50-18 record while advancing to the College World Series for the first time since 2005. UT also hosted an NCAA regional for the first time since 2005 and hosted its first-ever super regional, sweeping LSU to punch its ticket to Omaha for the fifth time in program history. Tennessee's 50 wins were tied for the most in the country in 2021.

Under Vitello's guidance, Tennessee won its first SEC Eastern division title since 1997 after posting a 20-10 record in league play and winning eight of its 10 conference series, including all five series on the road for the first time ever. The Vols also made their first appearance in the SEC Tournament Championship game since 1995 and advanced to back-to-back NCAA regionals for the first time since 2004 and 2005.

Vitello was named the 2021 National Coach of the Year by the National Collegiate Baseball Writers Association and Perfect Game, becoming just the second head coach in program history to earn that honor, joining legendary Vols' skipper Rod Delmonico, who was named National Coach of the Year by Baseball America in 1995. Delmonico led Tennessee to three of its previous four trips to the College World Series (1995, 2001, 2005) and is the program's career leader in wins with 699 during his time on Rocky Top.

Tennessee was ranked for the entire 2021 season and checked in as high as No. 2 in the polls on multiple occasions—the program's highest ranking ever at the time. The Vols set a program record with 16 road victories and hit 98 home runs—second most in school history at the time. Tennessee also had five players earn All-America honors in 2021, another program record until it was broken in the 2022 season.

Tennessee took a major step forward as a program during Vitello's second season at the helm in 2019. The Vols went 40-21 overall and 14-16 in SEC play to finish third in the Eastern Division, the program's highest finish since 2005. Vitello led the Big Orange to their first NCAA regional since 2005, ending a 13-year drought.

The Vols exploded out of the gates in 2019 with the best start in program history, winning their first 15 games of the season. UT also won five series in SEC play (most since 2005) and finished the year with 26 victories over non-conference teams (most since 2000).

In his first season at Tennessee, Vitello led the Vols to a 29-27 overall record and engineered an impressive turnaround from 2017 in SEC play. After winning just seven conference games in 2017, Vitello helped lead UT to 12 wins and three series victories in league play, including a sweep of Alabama and series victories over ranked foes Texas A&M and Kentucky. Tennessee posted a 9-6 record at home in SEC play, which was the program's best since 2005.

A three-year letterwinner at Missouri (2000-02), Vitello earned Academic All-Big 12 Conference honors as a senior and was named to the Big 12 Commissioner's Honor Roll twice. Following his playing career and the completion of his management degree at MU, Vitello joined the Missouri coaching staff as a volunteer assistant in 2003 and completed his course work for his master's degree in business. In 2004, he was elevated to full-time assistant coach.

VITELLO'S YEAR-BY-YEAR HEAD COACHING RECORD

Year	Overall	SEC	Notable
2018	29-27	12-18	Posted best SEC home record (9-6) since 2005
2019	40-21	14-16	First NCAA Regional berth since 2005
2020	15-2	0-0	Started season 13-0 (<i>COVID-19 shortened season</i>)
2021	50-18	20-10	First College World Series appearance since 2005
2022	57-9	25-5	Program record 57 wins and SEC Champions (x2)
2023	44-22	16-14	Third-straight Super Regional & sixth CWS in program history
2024	50-11	22-8	SEC Regular Season & Tournament Champions
Overall	285-110 (.722)	109-71 (.606)	5 NCAA Regionals, 2 CWS Appearance, 4x SEC Champs

VITELLO'S NCAA APPEARANCES

Year	Team	Round
2024	Tennessee	Knoxville Regional
2023	Tennessee	College World Series
2022	Tennessee	Knoxville Super Regional
2021	Tennessee	College World Series
2019	Tennessee	Chapel Hill Regional
2017	Arkansas*	Fayetteville Regional
2015	Arkansas*	College World Series
2014	Arkansas*	Charlottesville Regional
2012	TCU*	Los Angeles Super Regional
2011	TCU*	Fort Worth Super Regional
2009	Missouri*	Oxford Regional
2008	Missouri*	Coral Gables Regional
2007	Missouri*	Columbia (Mo.) Regional
2006	Missouri*	Fullerton Super Regional
2005	Missouri*	Fullerton Regional
2004	Missouri*	Fayetteville Regional
2003	Missouri*	Starkville Regional

*Assistant Coach **BOLD** = CWS

COACHING & SUPPORT STAFF



ASSOC. HEAD COACH/RECRUITING COORD.
JOSH ELANDER 7th year • 3B Coach

Promoted to Associate Head Coach in 2023 and has helped lead UT to five straight NCAA Tournaments

Heads up Tennessee's recruiting efforts, and has helped put together six top-15 signing classes for the Vols

Works primarily with UT's hitters and catchers and played a major part in team's record-breaking power numbers (NCAA-best 382 HRs in last three seasons)



ASSISTANT COACH/PITCHING
FRANK ANDERSON 7th year

In his 35th season coaching at the DI level and is regarded as one of the nation's premier pitching coaches

Named the 2022 Rawlings Pitching Coach of the Year

Has guided Vols to top-20 finishes nationally in ERA, WHIP, K-to-BB ratio and walks allowed in each of the past five seasons

Coached 95 pitchers that have been selected in MLB Draft



ASSISTANT COACH/CAMP COORDINATOR
RICHARD JACKSON 5th year • 3rd as AC

Pitched for UT from 2015-19 and helped lead Vols to their first NCAA Regional in 13 years in 2019

Was promoted to a full-time assistant coach this offseason after two years as the volunteer assistant and two seasons as a student assistant coach

Helped guide UT's pitching staff to top five finishes in ERA, strikeout-to-walk ratio, WHIP and walks allowed in each of the past two years



DIRECTOR OF PLAYER DEVELOPMENT
LUKE BONFIELD 5th year • 3rd as DoPD

Promoted to a full-time role as UT's Director of Player Development in 2021 following two years as a graduate student manager (2019-20)

Played for Tony Vitello at Arkansas and was a starting outfielder on the Razorbacks' 2018 College World Series team

Played two years of pro ball before getting into coaching and works primarily with Tennessee's outfielders



DIRECTOR OF SPORTS PERFORMANCE
QUENTIN EBERHARDT 6th year

Was head strength coach for the Vols from 2018-21 prior to accepting the same role for the Chicago Cubs in 2022 before returning to Tennessee in 2023

Under Eberhardt's guidance, the Big Orange have seen drastic increases in their power and strikeout numbers each season

Has nine years of experience as a strength coach in the pro ball ranks



VIDEO COORDINATOR
SEAN MCCANN 7th year

Has built the program's video, scouting and analytics department from scratch since arriving in 2018

Served as Prep Baseball Report's National Scouting Crosschecker for two years (2016-17)

Spent 18 years coaching at various levels of college baseball, including nine years as an assistant coach and recruiting coordinator at Missouri and Kansas State



DIRECTOR OF BASEBALL OPERATIONS
CHAD ZURCHER 9th year

Knoxville native who serves as a primary liaison between the University and the UT baseball program while assisting the coaching staff in the day-to-day operations

Was an All-American infielder at Memphis from 2008-11 before being selected by the New York Mets in 2011 MLB Draft

Had his jersey retired by Memphis in 2022 and is in Memphis' M Club HoF



ASSOC. DIRECTOR OF SPORTS MEDICINE
JEFF WOOD 24th year

The longest tenured member of UT's baseball staff, serving as the program's athletic trainer since 2001

Spent 10 years as a certified trainer in the Baltimore Orioles organization (including a four-year stint as head trainer for the AAA Rochester Red Wings)

Native of Winfield, West Virginia, with a bachelor's degree in Education from Marshall (1984) and a master's in Exercise Science from UT (2002)

TENNESSEE COACHING STAFF

BY THE NUMBERS:

- 13 College World Series Appearances
- 31 Conference Championships*
- 27 Seasons of SEC Coaching Experience
- 67 Seasons of NCAA Division I Coaching Experience
- 258+ MLB Draft Picks Coached

NOTE: Totals include Tony Vitello and three primary assistant coaches


* Conference Regular Season & Tournament Titles counted separately



Tony Vitello



Frank Anderson



Josh Elander



Richard Jackson

SEC STANDINGS

EASTERN DIVISION

SCHOOL	CONF	OVERALL	PCT	HOME	ROAD	NEUTRAL	T25	STRK
Tennessee#	22-8	50-11	.820	35-3	9-6	6-2	18-6	W4
Kentucky#	22-8	40-14	.741	21-6	16-5	3-3	14-5	L1
Georgia	17-13	39-15	.722	29-5	8-9	2-1	13-6	L3
Vanderbilt	13-17	38-21	.644	27-8	4-12	7-1	10-15	L1
Florida	13-17	28-27	.509	19-13	9-12	0-2	13-17	L1
South Carolina	13-17	36-23	.610	22-10	9-10	5-3	13-16	L1
Missouri	9-21	23-32	.418	15-16	7-14	1-2	5-13	W1

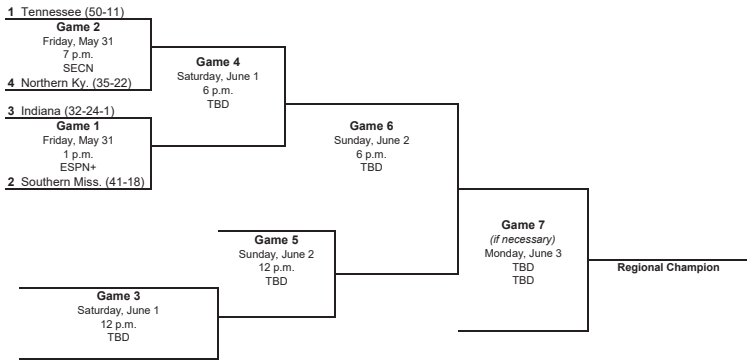
WESTERN DIVISION

SCHOOL	CONF	OVERALL	PCT	HOME	ROAD	NEUTRAL	T25	STRK
Arkansas^	20-10	43-14	.754	33-3	7-8	3-3	13-10	L3
Texas A&M	19-11	44-13	.772	32-3	9-8	3-2	18-9	L2
Mississippi State	17-13	38-21	.644	26-9	8-9	4-3	12-11	L2
Alabama	13-17	33-22	.600	22-8	8-12	3-2	10-11	L1
LSU	13-17	40-21	.656	27-9	6-11	7-1	8-14	L1
Ole Miss	11-19	27-29	.482	19-12	7-15	1-2	9-18	L6
Auburn	8-22	27-26	.509	17-12	6-13	4-1	5-15	L1

As of May 29, 2024

#Conference Champion ^Western Division Champion

2024 NCAA KNOXVILLE REGIONAL BRACKET



NATIONAL POLLS

D1Baseball.com (May 28)		USA Today Coaches (May 28)		Baseball America (May 28)		NCBWA (May 28)		Perfect Game (May 20)	
School	Record	School	Record	School	Record	School	Record	School	Record
1. Tennessee	50-11	1. Tennessee	50-11	1. Tennessee	50-11	1. Tennessee	50-11	1. Tennessee	46-10
2. Kentucky	40-14	2. Kentucky	40-14	2. Kentucky	40-14	2. Kentucky	40-14	2. Kentucky	39-12
3. Clemson	41-14	3. Texas A&M	44-13	3. North Carolina	42-13	3. Texas A&M	44-13	3. North Carolina	41-12
4. Texas A&M	44-13	4. Arkansas	43-14	4. Texas A&M	45-13	4. North Carolina	42-13	4. Oregon State	41-13
5. Arkansas	43-14	5. North Carolina	42-13	5. Arkansas	43-14	5. Arkansas	43-14	5. Texas A&M	44-11
6. North Carolina	42-13	6. Clemson	41-14	6. Oregon State	42-14	6. Clemson	41-12	6. Clemson	40-13
7. Oregon State	42-14	7. Oregon State	42-14	7. NC State	33-20	7. Florida State	41-13	7. Arkansas	43-12
8. Oklahoma	37-19	8. Florida State	42-15	8. Georgia	40-14	8. Oregon State	41-14	8. Georgia	39-14
9. Florida State	42-15	9. Georgia	39-15	9. Wake Forest	38-20	9. Georgia	39-15	9. UC Santa Barbara	39-12
10. Georgia	39-15	10. Duke	39-18	10. Clemson	41-14	10. Duke	39-18	10. Florida State	39-14
11. NC State	33-20	11. Oklahoma	37-19	11. Duke	39-18	11. Virginia	41-15	11. NC State	32-19
12. Duke	39-18	12. East Carolina	43-15	12. Florida State	42-15	12. Oklahoma State	40-17	12. Virginia	40-14
13. UC Santa Barbara	42-12	13. Virginia	41-15	13. East Carolina	43-15	13. East Carolina	43-15	13. UC Irvine	41-11
14. East Carolina	43-15	14. Oklahoma State	40-17	14. Virginia	40-15	14. Oklahoma	37-19	14. Indiana State	39-11
15. Arizona	36-21	15. North Carolina State	33-20	15. Mississippi State	38-21	15. NC State	33-20	15. East Carolina	40-13
16. Oklahoma State	40-17	16. UC Santa Barbara	42-12	16. Oklahoma State	40-17	16. UCSB	42-12	16. Duke	35-18
17. Mississippi State	38-21	17. Wake Forest	38-20	17. Oklahoma	37-19	17. UC Irvine	43-12	17. Wake Forest	36-19
18. Virginia	41-15	18. UC Irvine	43-12	18. UC Santa Barbara	42-12	18. Wake Forest	38-20	18. San Diego	37-13
19. Wake Forest	38-20	19. Mississippi State	38-21	19. Arizona	36-21	19. Arizona	36-21	19. Texas	35-20
20. Indiana State	42-13	20. Arizona	36-21	20. UC Irvine	43-12	20. Mississippi State	38-21	20. Oklahoma State	36-16
21. UC Irvine	43-12	21. Indiana State	42-13	21. Louisiana	40-18	21. DBU	44-13	21. Oklahoma	34-18
22. Louisiana	40-18	22. Dallas Baptist	44-13	22. Southern Miss	41-18	22. Indiana State	42-13	22. Mississippi State	36-19
23. Southern Miss	41-18	23. Louisiana-Lafayette	40-18	23. Dallas Baptist	44-13	23. LSU	40-22	23. Louisiana Tech	41-15
24. LSU	40-21	24. Southern Miss	41-18	24. Indiana State	42-13	24. Southern Miss	41-18	24. Dallas Baptist	40-13
25. Dallas Baptist	44-13	25. Nebraska	39-20	25. Nebraska	39-20	25. San Diego	40-13	25. Southern Miss	37-18

* Records displayed are from date poll was released

SEC PRESEASON POLL

TEAM POINTS

Eastern Division	
1. Florida (11)	88
2. Tennessee (2)	75
3. Vanderbilt (1)	73
4. South Carolina	50
5. Kentucky	44
6. Georgia	36
7. Missouri	19

Western Division	
1. Arkansas (9)	87
2. LSU (5)	82
3. Texas A&M	68
4. Alabama	47
5. Auburn	46
6. Ole Miss	32
7. Mississippi State	23

First-place votes in parentheses

UT IN THE POLLS

	D1B	USAT	BA	NCBWA	PG
PRE/WK1	9	8	8	5	11
WK2	9	--	8	7	11
WK3	8	8	7	7	10
WK4	8	8	7	7	7
WK5	5	6	6	5	7
WK6	8	7	11	7	12
WK7	5	5	6	5	6
WK8	4	4	5	4	5
WK9	4	4	5	4	5
WK10	4	3	3	2	3
WK11	3	3	3	3	3
WK12	3	3	3	3	3
WK13	1	1	1	1	1
WK14	1	1	1	1	1
WK15	1	1	1	1	1
WK16	1	1	1	1	--

-- denotes no poll released that week



2024 Tennessee Baseball
Overall Statistics for Tennessee (as of May 28, 2024)
(All games Sorted by Batting avg)



Record: 50-11 Home: 35-3 Away: 9-6 Neutral: 6-2 SEC: 22-8

Player	avg	gp-gs	ab	r	h	2b	3b	hr	rbi	tb	slg%	bb	hp	so	gdp	ob%	sf	sh	sb-att	po	a	e	fld%
1 Christian Moore	.382	60-60	246	67	94	16	0	28	63	194	.789	26	3	40	4	.447	0	0	3-7	73	126	8	.961
25 Blake Burke	.372	60-60	234	60	87	24	1	17	51	164	.701	27	2	37	3	.441	0	0	9-10	412	39	5	.989
21 Kavares Tears	.337	59-57	199	64	67	13	0	17	48	131	.658	35	1	59	2	.433	3	0	4-5	80	3	0	1.000
11 Billy Amick	.317	53-53	205	53	65	12	1	19	53	136	.663	21	4	43	2	.388	2	0	3-4	21	63	6	.933
8 Dylan Dreiling	.317	59-58	199	57	63	16	2	17	60	134	.673	42	2	52	0	.439	1	0	2-3	83	2	2	.977
23 Dean Curley	.277	55-54	177	43	49	8	1	9	38	86	.486	28	7	40	4	.393	2	1	9-9	54	119	11	.940
9 Hunter Ensley	.275	56-48	167	34	46	12	0	8	37	82	.491	22	7	37	4	.381	1	1	4-6	112	3	2	.983

20 Colby Backus	.400	26-5	30	15	12	3	0	5	12	30	1.000	5	1	12	0	.500	0	0	2-2	9	1	0	1.000
40 Hunter High	.385	11-0	13	6	5	3	0	0	1	8	.615	1	0	3	0	.429	0	0	0-0	1	0	0	1.000
13 Reese Chapman	.318	43-26	85	21	27	5	0	6	30	50	.588	16	7	28	3	.450	3	0	2-2	31	0	0	1.000
16 Dalton Bargo	.295	45-24	95	25	28	5	0	6	25	51	.537	12	4	30	1	.389	2	0	2-3	13	7	0	1.000
17 Robin Villeneuve	.288	35-24	80	20	23	3	0	5	22	41	.513	14	9	38	0	.447	0	0	0-0	20	1	0	1.000
4 Alex Perry	.286	7-1	7	2	2	0	0	0	3	2	.286	3	0	2	0	.500	0	0	1-1	2	5	0	1.000
12 Ethan Payne	.278	22-2	18	7	5	0	0	0	2	5	.278	4	1	5	0	.435	0	1	0-0	12	5	1	.944
41 Camden Bates	.250	10-0	8	3	2	0	0	1	4	5	.625	3	0	3	0	.417	1	0	0-0	1	2	0	1.000
6 Bradke Lohry	.240	25-5	25	14	6	2	0	0	8	8	.320	10	1	12	0	.459	1	0	0-0	4	7	1	.917
5 Cannon Peebles	.227	48-28	110	28	25	7	0	2	24	38	.345	25	2	31	2	.369	4	0	2-4	200	8	0	1.000
10 Cal Stark	.227	41-34	97	24	22	5	1	6	20	47	.485	10	9	41	0	.353	0	2	1-1	307	14	2	.994
2 Ariel Antigua	.217	33-6	23	4	5	2	0	0	4	7	.304	2	0	9	1	.280	0	0	0-0	9	28	2	.949
14 Charlie Taylor	.136	19-4	22	6	3	0	0	1	6	6	.273	3	1	6	1	.269	0	0	0-0	71	2	0	1.000
46 Brayden Sharp	.000	2-0	2	0	0	0	0	0	0	0	.000	0	0	1	0	.000	0	0	0-0	1	0	0	1.000
Totals	.311	61	2042	553	636	136	6	147	511	1225	.600	309	61	529	27	.414	20	5	44-57	1545	502	45	.978
Opponents	.237	61	1936	243	458	75	5	71	231	756	.390	170	40	574	29	.310	11	11	43-58	1457	399	45	.976

LOB - Team (427), Opp (381). DPs turned - Team (35), Opp (35). TPs turned - Team (1). CI - Team (1), STARK, C. 1. IBB - Team (5), BURKE, B. 2, TEARS, K. 1, PEEBLES, C. 1, AMICK, B. 1, Opp (5). Picked off - DREILING, D. 1.

(All games Sorted by Earned run avg)

Player	era	w-l	app	gs	cg	sho	sv	ip	h	r	er	bb	so	2b	3b	hr	b/avg	wp	hp	bk	sfa	sha
32 Drew Beam	3.92	8-2	15	15	2	0/0	0	85.0	87	47	37	21	75	13	1	11	.264	3	6	0	1	2
18 AJ Causey	4.10	11-3	15	6	0	0/0	1	74.2	74	38	34	16	100	12	1	12	.254	1	7	0	0	1

46 Brayden Sharp	0.00	0-0	3	0	0	0/1	0	3.0	2	1	0	0	2	1	0	0	.182	0	0	0	0	0
37 Dylan Loy	2.28	2-0	17	5	0	0/2	0	27.2	17	7	7	10	33	4	0	1	.177	3	1	0	0	0
29 Brady Robertson	2.70	0-0	5	0	0	0/0	0	3.1	2	2	1	1	4	0	0	0	.182	0	1	0	0	1
28 Aaron Combs	2.86	2-1	19	2	0	0/0	5	34.2	24	13	11	17	47	7	0	2	.188	0	0	0	1	0
7 Nate Sneed	3.26	8-2	21	1	0	0/2	5	60.2	60	24	22	18	52	9	1	8	.260	2	7	0	3	1
27 Chris Stamos	3.34	3-0	18	7	0	0/0	0	29.2	17	11	11	15	32	3	0	5	.170	1	2	0	0	2
19 Andrew Behnke	3.38	2-1	19	0	0	0/1	0	21.1	14	8	8	6	30	0	0	4	.177	2	4	0	0	2
48 Zander Sechrist	3.90	3-1	16	15	0	0/2	0	55.1	55	24	24	11	57	3	0	10	.262	0	0	0	0	0
35 Kirby Connell	3.96	4-0	26	0	0	0/1	4	38.2	37	17	17	10	37	6	0	7	.250	2	4	0	1	0
15 JJ Garcia	4.35	3-0	10	0	0	0/2	0	10.1	8	5	5	2	17	2	0	3	.205	0	0	0	0	0
44 Marcus Phillips	4.42	0-0	16	2	0	0/2	3	18.1	14	11	9	13	21	3	1	2	.212	5	2	0	2	1
45 Matthew Dallas	4.76	1-0	15	2	0	0/2	0	17.0	11	9	9	10	22	5	0	2	.180	0	4	0	1	0
43 Luke Payne	4.91	0-0	4	0	0	0/0	0	3.2	2	2	2	3	9	1	0	1	.167	3	0	0	1	0
33 AJ Russell	5.02	0-1	6	4	0	0/0	0	14.1	12	8	8	8	21	1	0	1	.231	0	1	1	0	1
31 Austin Hunley	6.23	1-0	8	0	0	0/1	0	8.2	12	7	6	1	5	2	1	1	.324	0	1	0	0	0
34 Derek Schaefer	9.35	2-0	10	2	0	0/2	0	8.2	10	9	9	8	10	3	0	1	.294	0	0	0	1	0
Totals	3.84	50-11	61	61	2	4/4	18	515.0	458	243	220	170	574	75	5	71	.237	22	40	1	11	11
Opponents	9.62	11-50	61	61	0	1/1	6	485.2	636	553	519	309	529	136	6	147	.311	65	61	8	20	5

PB - Team (5), PEEBLES, C. 2, STARK, C. 2, TAYLOR, C. 1, Opp (9). Pickoffs - Team (12), STARK, C. 5, BEAM, D. 3, SECHRIST, Z. 1, PEEBLES, C. 1, CONNELL, K. 1, LOY, D. 1, Opp (2). SBA/ATT - STARK, C. (24-29), PEEBLES, C. (17-21), BEAM, D. (8-12), SECHRIST, Z. (4-10), CAUSEY, A. (5-6), RUSSELL, A. (6-6), SNEAD, N. (3-4), LOY, D. (3-4), CONNELL, K. (3-4), PHILLIPS, M. (3-3), GARCIA, J. (3-3), BEHNKE, A. (3-3), TAYLOR, C. (2-2), DALLAS, M. (1-1), STAMOS, C. (1-1), COMBS, A. (0-1).



2024 Tennessee Baseball
Overall Statistics for Tennessee (as of May 28, 2024)
(Games vs. Non-SEC Opponents Sorted by Batting avg)



Record: 24-2 Home: 22-1 Away: 0-0 Neutral: 2-1 SEC: 0-0

Player	avg	gp-gs	ab	r	h	2b	3b	hr	rbi	tb	slg%	bb	hp	so	gdp	ob%	sf	sh	sb-att	po	a	e	fld%
21 Kavares Tears	.392	25-24	74	34	29	4	0	7	20	54	.730	17	1	15	1	.500	2	0	3-4	28	2	0	1.000
25 Blake Burke	.386	25-25	88	29	34	13	0	9	26	74	.841	12	0	13	1	.460	0	0	4-4	170	16	2	.989
11 Billy Amick	.375	24-24	88	28	33	6	1	12	32	77	.875	10	2	13	2	.446	1	0	2-2	9	31	2	.952
8 Dylan Dreiling	.333	24-23	75	24	25	7	0	7	24	53	.707	17	1	20	0	.462	0	0	0-1	28	1	0	1.000
1 Christian Moore	.330	25-25	91	27	30	7	0	7	19	58	.637	18	1	13	2	.445	0	0	2-2	28	43	1	.986
23 Dean Curley	.288	20-20	59	18	17	2	1	6	22	39	.661	10	4	20	1	.413	2	0	3-3	19	53	6	.923
5 Cannon Peebles	.288	24-20	66	19	19	7	0	0	17	26	.394	16	1	13	1	.424	2	0	1-3	126	5	0	1.000
9 Hunter Ensley	.281	23-16	57	12	16	5	0	2	14	27	.474	8	3	12	1	.391	1	0	1-1	28	1	1	.967

20 Colby Backus	.500	16-3	24	15	12	3	0	5	12	30	1.250	5	1	7	0	.600	0	0	2-2	6	1	0	1.000
13 Reese Chapman	.429	19-10	35	12	15	4	0	5	20	34	.971	6	4	7	1	.543	1	0	2-2	14	0	0	1.000
17 Robin Villeneuve	.400	20-13	45	13	18	2	0	3	15	29	.644	9	7	16	0	.557	0	0	0-0	20	1	0	1.000
16 Dalton Bargo	.400	23-11	40	18	16	4	0	2	13	26	.650	11	3	13	1	.545	1	0	2-3	8	1	0	1.000
40 Hunter High	.385	11-0	13	6	5	3	0	0	1	8	.615	1	0	3	0	.429	0	0	0-0	1	0	0	1.000
2 Ariel Antigua	.308	11-3	13	2	4	2	0	0	4	6	.462	2	0	2	0	.400	0	0	0-0	5	16	1	.955
12 Ethan Payne	.294	16-2	17	7	5	0	0	0	2	5	.294	4	0	4	0	.429	0	0	0-0	10	5	1	.938
4 Alex Perry	.286	7-1	7	2	2	0	0	0	3	2	.286	3	0	2	0	.500	0	0	1-1	2	5	0	1.000
41 Camden Bates	.250	10-0	8	3	2	0	0	1	4	5	.625	3	0	3	0	.417	1	0	0-0	1	2	0	1.000
10 Cal Stark	.222	12-6	18	4	4	0	0	2	6	10	.556	1	2	6	0	.333	0	0	0-0	63	3	0	1.000
6 Bradke Lohry	.211	17-4	19	12	4	1	0	0	8	5	.263	9	1	9	0	.467	1	0	0-0	4	7	1	.917
14 Charlie Taylor	.143	17-4	21	6	3	0	0	1	6	6	.286	3	1	6	1	.280	0	0	0-0	70	2	0	1.000
46 Brayden Sharp	.000	2-0	2	0	0	0	0	0	0	0	.000	0	0	1	0	.000	0	0	0-0	1	0	0	1.000
Totals	.341	26	860	291	293	70	2	69	268	574	.667	165	32	198	12	.458	12	0	23-28	654	222	17	.981
Opponents	.197	26	780	78	154	29	3	17	74	240	.308	79	14	263	13	.282	3	4	18-25	590	155	18	.976

LOB - Team (188), Opp (148). DPs turned - Team (15), Opp (13). TPs turned - Team (1). IBB - Team (2), TEARS, K. 1, BURKE, B. 1, Opp (1). Picked off - DREILING, D. 1.

(Games vs. Non-SEC Opponents Sorted by Earned run avg)

Player	era	w-l	app	gs	cg	sho	sv	ip	h	r	er	bb	so	2b	3b	hr	b/avg	wp	hp	bk	sfa	sha
46 Brayden Sharp	0.00	0-0	3	0	0	0/1	0	3.0	2	1	0	0	2	1	0	0	.182	0	0	0	0	0
18 AJ Causey	1.31	3-0	4	2	0	0/0	1	20.2	12	5	3	3	30	3	1	1	.164	0	1	0	0	0
7 Nate Snead	1.66	4-0	6	0	0	0/1	1	21.2	14	5	4	12	20	3	1	0	.187	1	2	0	0	0
27 Chris Stamos	1.93	3-0	7	0	0	0/0	0	9.1	2	2	2	4	8	0	0	1	.074	0	0	0	0	0
32 Drew Beam	2.08	3-0	4	4	0	0/0	0	21.2	22	5	5	2	20	3	0	1	.268	0	1	0	0	0
37 Dylan Loy	2.42	1-0	14	5	0	0/2	0	22.1	13	6	6	8	27	2	0	1	.171	2	1	0	0	0
33 AJ Russell	2.45	0-0	2	2	0	0/0	0	7.1	6	2	2	2	14	0	0	0	.231	0	0	0	0	0
45 Matthew Dallas	2.57	1-0	12	2	0	0/2	0	14.0	7	4	4	9	20	3	0	0	.143	0	4	0	0	0
35 Kirby Connell	2.61	2-0	8	0	0	0/1	1	10.1	7	3	3	2	13	3	0	0	.179	0	0	0	0	0
29 Brady Robertson	2.70	0-0	5	0	0	0/0	0	3.1	2	2	1	1	4	0	0	0	.182	0	1	0	0	1
19 Andrew Behnke	3.07	1-1	9	0	0	0/1	0	14.2	12	5	5	3	19	0	0	4	.211	0	1	0	0	2
48 Zander Sechrist	3.31	0-0	6	5	0	0/1	0	16.1	13	6	6	3	21	1	0	3	.224	0	0	0	0	0
44 Marcus Phillips	3.86	0-0	13	2	0	0/2	1	14.0	8	7	6	11	16	2	0	1	.163	5	2	0	0	1
15 JJ Garcia	3.86	3-0	9	0	0	0/2	0	9.1	7	4	4	1	15	2	0	2	.200	0	0	0	0	0
34 Derek Schaefer	4.70	2-0	9	2	0	0/2	0	7.2	5	4	4	7	7	1	0	0	.192	0	0	0	1	0
43 Luke Payne	4.91	0-0	4	0	0	0/0	0	3.2	2	2	2	3	9	1	0	1	.167	3	0	0	1	0
31 Austin Hunley	6.23	1-0	8	0	0	0/1	0	8.2	12	7	6	1	5	2	1	1	.324	0	1	0	0	0
28 Aaron Combs	6.30	0-1	6	2	0	0/0	1	10.0	8	8	7	7	13	2	0	1	.216	0	0	0	1	0
Totals	2.89	24-2	26	26	0	3/3	5	218.0	154	78	70	79	263	29	3	17	.197	11	14	0	3	4
Opponents	12.49	2-24	26	26	0	0/0	0	196.2	293	291	273	165	198	70	2	69	.341	36	32	7	12	0

PB - Team (1), TAYLOR, C. 1, Opp (6). Pickoffs - Team (5), PEEBLES, C. 1, LOY, D. 1, CONNELL, K. 1, STARK, C. 1, BEAM, D. 1, Opp (2). SBA/ATT - PEEBLES, C. (12-14), STARK, C. (4-6), BEAM, D. (2-5), SECHRIST, Z. (1-4), LOY, D. (2-3), BEHNKE, A. (3-3), GARCIA, J. (3-3), RUSSELL, A. (2-2), TAYLOR, C. (2-2), DALLAS, M. (1-1), CONNELL, K. (1-1), PHILLIPS, M. (1-1), CAUSEY, A. (1-1), SNEAD, N. (1-1).



2024 Tennessee Baseball
Conference statistics for Tennessee (as of May 18, 2024)
(SEC games only Sorted by Batting avg)



Record: 22-8 Home: 13-2 Away: 9-6 SEC: 22-8

Player	avg	gp-gs	ab	r	h	2b	3b	hr	rbi	tb	slg%	bb	hp	so	gdp	ob%	sf	sh	sb-att	po	a	e	fld%
1 Christian Moore	.429	30-30	133	37	57	6	0	20	41	123	.925	6	2	24	2	.461	0	0	1-4	38	71	6	.948
25 Blake Burke	.341	30-30	129	27	44	10	1	7	24	77	.597	9	1	23	2	.388	0	0	4-5	208	21	3	.987
8 Dylan Dreiling	.333	30-30	108	29	36	8	2	10	35	78	.722	20	0	26	0	.438	0	0	2-2	47	1	2	.960
11 Billy Amick	.320	24-24	97	24	31	6	0	6	18	55	.567	7	2	25	0	.374	1	0	1-1	12	26	4	.905
21 Kavares Tears	.301	29-28	103	27	31	8	0	9	23	66	.641	18	0	35	1	.405	0	0	0-0	40	1	0	1.000
23 Dean Curley	.282	30-30	103	22	29	6	0	3	15	44	.427	16	3	17	3	.393	0	0	6-6	28	60	5	.946
10 Cal Stark	.250	25-24	68	19	17	5	1	3	13	33	.485	7	7	32	0	.378	0	2	1-1	206	10	2	.991
9 Hunter Ensley	.247	28-27	89	18	22	5	0	6	21	45	.506	13	4	23	2	.368	0	1	2-4	73	2	0	1.000

16 Dalton Bargo	.216	19-12	51	7	11	1	0	4	11	24	.471	0	1	17	0	.231	0	0	0-0	4	6	0	1.000
13 Reese Chapman	.214	21-14	42	7	9	0	0	0	7	9	.214	8	3	19	1	.364	2	0	0-0	17	0	0	1.000
6 Bradke Lohry	.200	7-1	5	2	1	1	0	0	0	2	.400	1	0	3	0	.333	0	0	0-0	0	0	0	.000
17 Robin Villeneuve	.152	13-10	33	7	5	1	0	2	7	12	.364	5	2	21	0	.300	0	0	0-0	0	0	0	.000
2 Ariel Antigua	.143	18-2	7	2	1	0	0	0	0	1	.143	0	0	5	1	.143	0	0	0-0	3	10	0	1.000
5 Cannon Peebles	.114	20-6	35	7	4	0	0	2	5	10	.286	8	1	13	1	.289	1	0	1-1	60	2	0	1.000
20 Colby Backus	.000	8-2	5	0	0	0	0	0	0	0	.000	0	0	4	0	.000	0	0	0-0	3	0	0	1.000
12 Ethan Payne	.000	5-0	1	0	0	0	0	0	0	0	.000	0	0	1	0	.000	0	1	0-0	1	0	0	1.000
14 Charlie Taylor	.000	1-0	0	0	0	0	0	0	0	0	.000	0	0	0	0	.000	0	0	0-0	1	0	0	1.000
Totals	.295	30	1009	235	298	57	4	72	220	579	.574	118	26	288	13	.382	4	4	18-24	756	245	25	.976
Opponents	.266	30	984	136	262	36	1	45	129	435	.442	75	23	261	15	.331	6	7	15-21	735	203	20	.979

LOB - Team (191), Opp (204). DPs turned - Team (18), Opp (20). CI - Team (1), STARK, C. 1. IBB - Team (2), AMICK, B. 1, PEEBLES, C. 1, Opp (2).

(SEC games only Sorted by Earned run avg)

Player	era	w-l	app	gs	cg	sho	sv	ip	h	r	er	bb	so	2b	3b	hr	b/avg	wp	hp	bk	sfa	sha
7 Nate Snead	3.28	4-1	13	0	0	0/1	3	35.2	41	14	13	5	30	5	0	7	.289	0	5	0	3	1
32 Drew Beam	4.14	5-2	10	10	2	0/0	0	58.2	63	37	27	17	51	10	1	10	.273	3	3	0	1	2
48 Zander Sechrist	4.36	2-1	9	9	0	0/1	0	33.0	38	16	16	7	31	2	0	6	.292	0	0	0	0	0
18 AJ Causey	5.22	7-3	10	4	0	0/0	0	50.0	57	31	29	12	63	9	0	10	.284	1	6	0	0	1

44 Marcus Phillips	0.00	0-0	1	0	0	0/0	1	0.1	0	0	0	0	0	0	0	0	.000	0	0	0	0	0
37 Dylan Loy	0.00	0-0	1	0	0	0/0	0	0.1	0	0	0	0	1	0	0	0	.000	0	0	0	0	0
28 Aaron Combs	1.25	1-0	11	0	0	0/0	3	21.2	12	4	3	9	28	2	0	1	.152	0	0	0	0	0
19 Andrew Behnke	3.86	1-0	7	0	0	0/0	0	4.2	0	2	2	1	7	0	0	0	.000	1	3	0	0	0
27 Chris Stamos	4.24	0-0	10	6	0	0/0	0	17.0	14	8	8	10	21	3	0	3	.226	1	2	0	0	2
35 Kirby Connell	4.76	2-0	14	0	0	0/0	3	22.2	26	12	12	7	20	1	0	6	.289	2	4	0	1	0
33 AJ Russell	9.00	0-1	2	1	0	0/0	0	5.0	4	5	5	6	5	1	0	0	.222	0	0	1	0	1
45 Matthew Dallas	9.00	0-0	2	0	0	0/0	0	2.0	2	2	2	0	1	1	0	1	.286	0	0	0	1	0
34 Derek Schaefer	45.00	0-0	1	0	0	0/0	0	1.0	5	5	5	1	3	2	0	1	.625	0	0	0	0	0
Totals	4.36	22-8	30	30	2	1/1	10	252.0	262	136	122	75	261	36	1	45	.266	8	23	1	6	7
Opponents	8.12	8-22	30	30	0	1/1	6	245.0	298	235	221	118	288	57	4	72	.295	24	26	1	4	4

PB - Team (3), STARK, C. 2, PEEBLES, C. 1, Opp (2). Pickoffs - Team (6), STARK, C. 3, BEAM, D. 2, SECHRIST, Z. 1. SBA/ATT - STARK, C. (12-15), SECHRIST, Z. (2-5), BEAM, D. (4-5), PEEBLES, C. (3-4), RUSSELL, A. (3-3), CAUSEY, A. (2-3), SNEAD, N. (2-3), CONNELL, K. (1-1), STAMOS, C. (1-1).



2024 Tennessee Baseball
Game Results for Tennessee (as of May 28, 2024)
(All games)



Date	Opponent	Score	Inns	Overall	SEC	Pitcher of record	Attend	Time
Feb 16, 2024	vs #18 Texas Tech	w 6-2	9	1-0-0	0-0-0	CAUSEY, A. (W 1-0)	10992	3:06
Feb 17, 2024	vs Oklahoma	L 1-5	(10)	1-1-0	0-0-0	COMBS, A. (L 0-1)	13991	3:58
Feb 18, 2024	vs Baylor	w 11-5	9	2-1-0	0-0-0	SNEAD, N. (W 1-0)	10977	3:17
Feb 20, 2024	UNC ASHEVILLE	w 3-2	9	3-1-0	0-0-0	HUNLEY, A. (W 1-0)	4699	2:26
Feb 21, 2024	ETSU	w 16-0	7	4-1-0	0-0-0	LOY, D. (W 1-0)	5020	2:13
Feb 23, 2024	UALBANY	w 8-5	9	5-1-0	0-0-0	STAMOS, C. (W 1-0)	4629	2:38
Feb 24, 2024	UALBANY	w 21-6	9	6-1-0	0-0-0	BEAM, D. (W 1-0)	5127	3:17
Feb 25, 2024	UALBANY	w 12-0	7	7-1-0	0-0-0	SNEAD, N. (W 2-0)	5091	2:12
Feb 27, 2024	HIGH POINT	w 7-4	9	8-1-0	0-0-0	STAMOS, C. (W 2-0)	4138	3:03
Mar 01, 2024	BOWLING GREEN	w 11-1	8	9-1-0	0-0-0	CAUSEY, A. (W 2-0)	4446	2:08
Mar 02, 2024	BOWLING GREEN	w 12-1	7	10-1-0	0-0-0	BEAM, D. (W 2-0)	5343	2:10
Mar 03, 2024	BOWLING GREEN	w 16-6	7	11-1-0	0-0-0	CONNELL, K. (W 1-0)	5385	3:11
Mar 05, 2024	KANSAS STATE	w 15-5	9	12-1-0	0-0-0	SNEAD, N. (W 3-0)	4647	2:39
Mar 06, 2024	SOUTHERN INDIANA	w 2-1	9	13-1-0	0-0-0	SCHAEFER, D. (W 1-0)	3952	2:10
Mar 08, 2024	ILLINOIS	w 6-3	9	14-1-0	0-0-0	CAUSEY, A. (W 3-0)	5083	2:30
Mar 09, 2024	ILLINOIS	w 24-1	9	15-1-0	0-0-0	BEAM, D. (W 3-0)	4938	3:57
Mar 10, 2024	ILLINOIS	w 8-3	9	16-1-0	0-0-0	SNEAD, N. (W 4-0)	5188	2:50
Mar 12, 2024	EASTERN KENTUCKY	w 17-2	7	17-1-0	0-0-0	STAMOS, C. (W 3-0)	5129	2:33
* Mar 15, 2024	at #12 Alabama	w 11-3	9	18-1-0	1-0-0	CAUSEY, A. (W 4-0)	3801	2:57
* Mar 16, 2024	at #12 Alabama	L 3-6	9	18-2-0	1-1-0	BEAM, D. (L 3-1)	4619	2:27
* Mar 17, 2024	at #12 Alabama	L 6-7	9	18-3-0	1-2-0	SNEAD, N. (L 4-1)	4563	2:42
Mar 19, 2024	XAVIER	w 10-2	9	19-3-0	1-2-0	CONNELL, K. (W 2-0)	4558	3:16
* Mar 22, 2024	#17 OLE MISS	w 15-3	7	20-3-0	2-2-0	CAUSEY, A. (W 5-0)	5489	2:36
* Mar 23, 2024	#17 OLE MISS	L 5-8	9	20-4-0	2-3-0	RUSSELL, A. (L 0-1)	5585	3:12
* Mar 24, 2024	#17 OLE MISS	w 15-4	7	21-4-0	3-3-0	SNEAD, N. (W 5-1)	5677	2:27
Mar 26, 2024	TENNESSEE TECH	w 11-1	7	22-4-0	3-3-0	SCHAEFER, D. (W 2-0)	4992	2:09
* Mar 29, 2024	#22 GEORGIA	L 2-16	7	22-5-0	3-4-0	CAUSEY, A. (L 5-1)	5575	2:37
* Mar 30, 2024	#22 GEORGIA	w 16-11	9	23-5-0	4-4-0	CONNELL, K. (W 3-0)	5677	3:39
* Mar 31, 2024	#22 GEORGIA	w 7-0	9	24-5-0	5-4-0	SECHRIST, Z. (W 1-0)	5006	3:03
* Apr 05, 2024	at Auburn	L 5-9	9	24-6-0	5-5-0	CAUSEY, A. (L 5-2)	5119	2:44
* Apr 06, 2024	at Auburn	w 12-2	7	25-6-0	6-5-0	BEAM, D. (W 4-1)	5566	2:19
* Apr 07, 2024	at Auburn	w 19-5	7	26-6-0	7-5-0	SNEAD, N. (W 6-1)	4468	2:55
Apr 09, 2024	ALABAMA A&M	w 20-2	7	27-6-0	7-5-0	GARCIA, J. (W 1-0)	4805	2:37
* Apr 12, 2024	#25 LSU	w 6-3	9	28-6-0	8-5-0	CAUSEY, A. (W 6-2)	5901	3:06
* Apr 13, 2024	#25 LSU	w 3-1	9	29-6-0	9-5-0	BEAM, D. (W 5-1)	6155	2:38
* Apr 14, 2024	#25 LSU	w 8-4	9	30-6-0	10-5-0	BEHNKE, A. (W 1-0)	6092	3:06
Apr 16, 2024	BELLARMINE	w 20-5	9	31-6-0	10-5-0	DALLAS, M. (W 1-0)	4617	3:22
* Apr 19, 2024	at #3 Kentucky	L 3-5	9	31-7-0	10-6-0	CAUSEY, A. (L 6-3)	6922	2:39
* Apr 20, 2024	at #3 Kentucky	w 9-4	9	32-7-0	11-6-0	COMBS, A. (W 1-1)	7304	3:18
* Apr 21, 2024	at #3 Kentucky	w 13-11	9	33-7-0	12-6-0	CONNELL, K. (W 4-0)	6797	3:28
Apr 23, 2024	WESTERN CAROLINA	w 12-4	9	34-7-0	12-6-0	BEHNKE, A. (W 2-0)	4878	3:02
* Apr 25, 2024	MISSOURI	w 10-1	9	35-7-0	13-6-0	CAUSEY, A. (W 7-3)	5529	2:52
* Apr 26, 2024	MISSOURI	w 3-2	9	36-7-0	14-6-0	BEAM, D. (W 6-1)	5504	2:28
* Apr 27, 2024	MISSOURI	w 3-2	9	37-7-0	15-6-0	SNEAD, N. (W 7-1)	6026	2:51
Apr 30, 2024	LIPSCOMB	L 6-9	9	37-8-0	15-6-0	BEHNKE, A. (L 2-1)	4890	2:56
* May 03, 2024	at Florida-1	w 6-2	9	38-8-0	16-6-0	CAUSEY, A. (W 8-3)	-	3:04
* May 03, 2024	at Florida-2	L 3-4	9	38-9-0	16-7-0	BEAM, D. (L 6-2)	6326	2:47
* May 04, 2024	at Florida	w 16-3	7	39-9-0	17-7-0	SNEAD, N. (W 8-1)	7335	2:25
May 07, 2024	QUEENS	w 6-3	9	40-9-0	17-7-0	GARCIA, J. (W 2-0)	5178	3:15
* May 10, 2024	at Vanderbilt	w 8-4	9	41-9-0	18-7-0	CAUSEY, A. (W 9-3)	3802	2:47
* May 11, 2024	at Vanderbilt	w 7-6	9	42-9-0	19-7-0	BEAM, D. (W 7-2)	3802	3:30
* May 12, 2024	at Vanderbilt	L 0-3	9	42-10-0	19-8-0	SECHRIST, Z. (L 1-1)	3802	2:27
May 14, 2024	BELMONT	w 10-0	7	43-10-0	19-8-0	GARCIA, J. (W 3-0)	5022	2:15
* May 16, 2024	#24 SOUTH CAROLINA	w 9-3	9	44-10-0	20-8-0	CAUSEY, A. (W 10-3)	5730	2:44
* May 17, 2024	#24 SOUTH CAROLINA	w 8-3	9	45-10-0	21-8-0	BEAM, D. (W 8-2)	5657	2:52
* May 18, 2024	#24 SOUTH CAROLINA	w 4-1	9	46-10-0	22-8-0	SECHRIST, Z. (W 2-1)	5759	2:25
May 22, 2024	vs Vanderbilt	L 4-13	9	46-11-0	22-8-0	SNEAD, N. (L 8-2)	11840	3:12
May 23, 2024	vs #3 Texas A&M	w 7-4	9	47-11-0	22-8-0	CAUSEY, A. (W 11-3)	6825	3:29
May 24, 2024	vs #14 Mississippi State	w 6-5	9	48-11-0	22-8-0	COMBS, A. (W 2-1)	13335	3:24
May 25, 2024	vs Vanderbilt	w 6-4	9	49-11-0	22-8-0	SECHRIST, Z. (W 3-1)	14386	2:50
May 26, 2024	vs LSU	w 4-3	9	50-11-0	22-8-0	LOY, D. (W 2-0)	15686	3:46

* = Conference game
 () extra inning game

2024 Tennessee Baseball
Team Game-by-Game for Tennessee (as of May 28, 2024)
Batting (All games)

Date	Opponent	ab	r	h	rbi	2b	3b	hr	tb	bb	ibb	sb	cs	hbp	sac	sf	gdp	k	po	a	e	lob	avg
Feb 16	vs Texas Tech	35	6	8	4	1	0	1	12	5	0	1	0	1	0	1	0	10	27	5	0	9	.229
Feb 17	vs Oklahoma	36	1	7	1	2	0	1	12	6	0	0	0	0	0	0	0	15	30	12	1	11	.211
Feb 18	vs Baylor	38	11	12	10	2	1	2	22	9	0	1	0	0	0	1	1	10	27	9	0	10	.248
Feb 20	UNC ASHEVILLE	28	3	5	3	1	0	1	9	4	1	0	0	1	0	1	0	5	27	3	1	7	.234
Feb 21	ETSU	32	16	13	15	2	1	4	29	6	0	0	0	0	0	0	0	9	21	6	1	4	.266
Feb 23	UALBANY	35	8	11	4	2	0	1	16	3	0	0	1	2	0	0	0	7	27	12	1	8	.275
Feb 24	UALBANY	39	21	15	21	6	0	4	33	12	0	1	0	2	0	1	0	8	27	12	0	9	.292
Feb 25	UALBANY	23	12	7	11	1	0	1	11	11	0	1	1	3	0	0	0	4	21	9	0	7	.293
Feb 27	HIGH POINT	32	7	9	7	3	0	2	18	3	0	0	1	0	0	0	0	7	27	11	0	4	.292
Mar 01	BOWLING GREEN	29	11	10	11	0	0	4	22	4	0	0	0	3	0	3	0	8	24	8	0	6	.297
Mar 02	BOWLING GREEN	33	12	14	11	5	0	4	31	2	0	1	0	2	0	0	0	11	21	7	0	7	.308
Mar 03	BOWLING GREEN	35	16	17	15	5	0	1	25	8	0	3	0	1	0	1	0	10	21	8	1	10	.324
Mar 05	KANSAS STATE	39	15	17	15	4	0	6	39	4	0	0	1	1	0	0	0	7	27	11	2	5	.334
Mar 06	SOUTHERN INDIA	28	2	6	2	1	0	1	10	1	0	0	0	0	0	1	1	12	27	7	2	4	.327
Mar 08	ILLINOIS	32	6	9	6	4	0	3	22	3	0	0	0	0	0	0	1	7	27	8	2	5	.324
Mar 09	ILLINOIS	45	24	20	20	8	0	5	43	8	0	1	0	3	0	0	0	11	27	10	1	8	.334
Mar 10	ILLINOIS	26	8	6	8	2	0	3	17	9	0	0	0	1	0	1	3	4	27	12	1	5	.329
Mar 12	EASTERN KENTUC	33	17	15	16	1	0	5	31	8	0	4	0	3	0	0	0	6	21	6	0	9	.336
*Mar 15	at Alabama	38	11	12	10	2	1	3	25	7	0	1	0	1	0	0	0	11	27	7	0	8	.335
*Mar 16	at Alabama	37	3	8	3	3	0	2	17	1	0	0	0	1	0	0	0	7	24	8	2	9	.328
*Mar 17	at Alabama	38	6	10	6	3	0	0	13	4	0	0	0	0	0	0	0	9	24	4	1	9	.325
Mar 19	XAVIER	32	10	8	10	2	0	1	13	9	0	0	0	1	0	1	1	8	27	10	0	9	.322
*Mar 22	OLE MISS	30	15	13	15	2	0	5	30	6	0	0	1	0	0	0	0	9	21	9	1	3	.326
*Mar 23	OLE MISS	32	5	6	4	1	0	1	10	4	0	1	0	0	0	0	0	15	27	8	1	4	.320
*Mar 24	OLE MISS	31	15	13	15	2	0	5	30	4	0	1	0	0	0	0	0	7	21	11	1	2	.324
Mar 26	TENNESSEE TECH	29	11	14	9	4	0	2	24	5	0	1	0	0	0	0	2	5	21	12	1	5	.329
*Mar 29	GEORGIA	30	2	10	1	3	0	0	13	0	0	0	0	0	0	0	2	5	21	5	2	7	.330
*Mar 30	GEORGIA	35	16	12	16	3	0	4	27	8	0	2	1	1	0	0	1	11	27	16	1	4	.330
*Mar 31	GEORGIA	38	7	14	6	5	0	1	22	2	0	2	0	1	0	1	0	13	27	10	1	11	.332
*Apr 05	at Auburn	35	5	10	5	2	0	2	18	4	0	0	1	0	0	0	0	13	24	6	0	7	.330
*Apr 06	at Auburn	33	12	13	12	3	0	6	34	5	0	0	1	0	0	0	0	6	21	8	1	5	.332
*Apr 07	at Auburn	37	19	16	17	6	0	6	40	7	0	0	0	4	0	0	1	7	21	8	0	8	.336
Apr 09	ALABAMA A&M	28	20	12	18	3	0	2	21	13	0	2	1	5	0	0	1	3	21	7	0	8	.338
*Apr 12	LSU	29	6	7	4	0	0	2	13	6	0	0	1	0	0	0	0	11	27	4	0	5	.335
*Apr 13	LSU	29	3	5	3	1	0	1	9	4	0	0	0	0	0	0	0	8	27	11	1	6	.331
*Apr 14	LSU	33	8	9	8	2	0	3	20	3	1	0	0	0	1	0	0	7	27	12	0	5	.330
Apr 16	BELLARMINE	44	20	20	20	3	0	6	41	12	0	1	0	1	0	0	0	6	27	10	1	13	.334
*Apr 19	at Kentucky	33	3	6	3	1	0	1	10	2	0	0	0	1	0	0	0	8	24	4	2	6	.330
*Apr 20	at Kentucky	43	9	14	9	3	0	5	32	2	0	1	0	2	0	0	0	12	27	9	0	11	.330
*Apr 21	at Kentucky	35	13	11	12	1	0	4	24	5	0	1	0	1	0	1	2	5	27	8	0	2	.330
Apr 23	WESTERN CAROLI	35	12	11	12	1	0	4	24	5	0	1	0	1	0	0	0	9	27	7	1	5	.329
*Apr 25	MISSOURI	32	10	10	10	0	0	6	28	7	0	0	0	1	2	0	0	11	27	9	0	8	.329
*Apr 26	MISSOURI	31	3	8	2	2	0	0	10	2	0	0	0	0	0	0	1	7	27	7	1	6	.327
*Apr 27	MISSOURI	30	3	7	2	1	0	0	8	2	0	1	0	1	0	0	1	6	27	9	1	6	.325
Apr 30	LIPSCOMB	36	6	10	5	4	0	1	17	4	0	3	0	1	0	0	1	8	27	8	0	8	.324
*May 03	at Florida	35	6	12	5	2	0	0	14	4	1	3	0	1	0	1	0	13	27	10	0	8	.325
*May 03	at Florida	33	3	6	3	1	1	1	12	4	0	0	0	2	0	0	0	16	24	4	1	9	.322
*May 04	at Florida	34	16	14	14	3	0	3	26	4	0	1	0	2	0	1	1	10	21	6	2	4	.324
May 07	QUEENS	30	6	7	5	0	0	1	10	8	1	1	0	0	0	0	1	5	27	5	0	8	.322
*May 10	at Vanderbilt	37	8	10	8	1	1	3	22	2	0	0	0	1	0	0	0	11	27	6	0	5	.321
*May 11	at Vanderbilt	39	7	12	6	0	1	1	17	5	0	1	0	1	0	0	1	12	27	10	2	11	.321
*May 12	at Vanderbilt	29	0	3	0	0	0	0	3	3	0	0	0	2	0	0	0	14	24	8	0	7	.317
May 14	BELMONT	28	10	10	9	3	0	3	22	3	0	1	0	0	0	1	0	3	21	7	1	4	.318
*May 16	SOUTH CAROLINA	32	9	9	9	2	0	4	23	5	0	2	0	1	0	0	1	9	27	8	0	5	.317
*May 17	SOUTH CAROLINA	32	8	9	8	1	0	3	19	3	0	0	0	2	0	0	1	9	27	9	4	5	.316
*May 18	SOUTH CAROLINA	29	4	9	4	1	0	0	10	3	0	1	1	0	1	0	1	6	27	11	0	5	.316
May 22	vs Vanderbilt	33	4	7	4	2	0	1	12	4	0	0	0	1	0	0	1	8	27	10	0	7	.314
May 23	vs Texas A&M	33	7	10	7	2	0	2	18	7	0	0	1	1	0	1	1	7	27	4	1	11	.314
May 24	vs Mississippi State	36	6	10	4	1	0	1	14	7	0	0	1	1	0	1	0	6	27	7	1	12	.314
May 25	vs Vanderbilt	35	6	10	4	3	0	1	16	4	1	2	0	0	1	2	0	8	27	5	1	9	.313
May 26	vs LSU	36	4	8	4	1	0	1	12	4	0	1	0	0	0	0	0	14	27	9	0	9	.311
Totals		2042	553	636	511	136	61	47	1225	309	5	44	13	61	5	20	27	529	1545	502	45	427	.311

2024 Tennessee Baseball
Team Game-by-Game for Tennessee (as of May 28, 2024)
Pitching (All games)

Date	Opponent	ip	h	r	er	bb	so	2b	3b	hr	wp	bk	hbp	dp	ibb	score	w-l	sv	era
Feb 16	vs Texas Tech	9.0	5	2	2	1	17	0	1	0	0	0	0	1	0	6-2	1-0	0	2.00
Feb 17	vs Oklahoma	10.0	10	5	5	6	8	2	0	0	0	0	1	0	0	1-5	1-1	0	3.32
Feb 18	vs Baylor	9.0	8	5	5	7	9	1	1	1	0	0	0	2	0	11-5	2-1	0	3.86
Feb 20	UNC ASHEVILLE	9.0	9	2	2	1	10	0	0	1	0	0	0	0	0	3-2	3-1	0	3.41
Feb 21	ETSU	7.0	1	0	0	1	7	0	0	0	0	0	1	1	0	16-0	4-1	0	2.86
Feb 23	UALBANY	9.0	7	5	3	4	7	0	0	1	0	0	1	2	0	8-5	5-1	1	2.89
Feb 24	UALBANY	9.0	12	6	6	2	10	3	0	1	2	0	1	1	0	21-6	6-1	1	3.34
Feb 25	UALBANY	7.0	1	0	0	1	9	0	0	0	0	0	0	1	0	12-0	7-1	1	3.00
Feb 27	HIGH POINT	9.0	8	4	4	9	13	3	0	0	0	0	1	0	0	7-4	8-1	2	3.12
Mar 01	BOWLING GREEN	8.0	1	1	1	1	10	0	0	1	0	0	0	0	0	11-1	9-1	2	2.93
Mar 02	BOWLING GREEN	7.0	5	1	1	1	10	0	0	1	0	0	0	1	0	12-1	10-1	2	2.81
Mar 03	BOWLING GREEN	7.0	6	6	6	7	6	1	1	1	2	0	0	2	0	16-6	11-1	2	3.15
Mar 05	KANSAS STATE	9.0	8	5	3	7	9	2	0	1	1	0	1	2	0	15-5	12-1	2	3.14
Mar 06	SOUTHERN INDIA	9.0	5	1	1	1	14	0	0	1	0	0	0	0	0	2-1	13-1	3	2.97
Mar 08	ILLINOIS	9.0	11	3	3	2	15	4	0	0	1	0	0	0	0	6-3	14-1	4	2.98
Mar 09	ILLINOIS	9.0	5	1	1	1	13	1	0	0	0	0	0	0	0	24-1	15-1	4	2.85
Mar 10	ILLINOIS	9.0	8	3	3	4	7	1	0	1	0	0	1	1	0	8-3	16-1	4	2.86
Mar 12	EASTERN KENTUC	7.0	5	2	1	1	9	0	0	0	0	0	0	0	0	17-2	17-1	4	2.78
*Mar 15	at Alabama	9.0	7	3	3	3	12	0	0	3	1	0	1	0	0	11-3	18-1	4	2.80
*Mar 16	at Alabama	8.0	8	6	5	2	6	1	1	0	1	0	0	0	0	3-6	18-2	4	2.93
*Mar 17	at Alabama	8.0	11	7	7	2	4	0	0	2	0	1	3	0	0	6-7	18-3	4	3.15
Mar 19	XAVIER	9.0	4	2	2	4	6	1	0	0	1	0	0	0	0	10-2	19-3	4	3.10
*Mar 22	OLE MISS	7.0	6	3	2	3	8	2	0	1	1	0	0	0	0	15-3	20-3	4	3.08
*Mar 23	OLE MISS	9.0	9	8	7	6	8	1	0	3	0	0	0	0	1	5-8	20-4	4	3.25
*Mar 24	OLE MISS	7.0	11	4	4	1	9	0	0	2	0	0	0	0	0	15-4	21-4	4	3.32
Mar 26	TENNESSEE TECH	7.0	3	1	0	0	5	1	0	0	0	0	0	0	0	11-1	22-4	4	3.21
*Mar 29	GEORGIA	7.0	14	16	15	6	8	5	0	4	0	0	1	0	0	2-16	22-5	4	3.71
*Mar 30	GEORGIA	9.0	17	11	8	5	5	4	0	4	0	0	1	0	0	16-11	23-5	4	3.88
*Mar 31	GEORGIA	9.0	6	0	0	1	8	0	0	0	0	0	0	1	0	7-0	24-5	5	3.73
*Apr 05	at Auburn	8.0	12	9	9	4	15	2	0	2	0	0	0	0	1	5-9	24-6	5	3.94
*Apr 06	at Auburn	7.0	3	2	1	1	8	2	0	0	2	0	0	0	0	12-2	25-6	5	3.87
*Apr 07	at Auburn	7.0	8	5	5	1	5	1	0	2	0	0	1	1	0	19-5	26-6	5	3.94
Apr 09	ALABAMA A&M	7.0	4	2	2	3	12	3	0	0	2	0	1	0	0	20-2	27-6	5	3.90
*Apr 12	LSU	9.0	9	3	3	3	13	3	0	0	2	0	3	2	0	6-3	28-6	6	3.87
*Apr 13	LSU	9.0	9	1	0	4	9	1	0	0	0	0	0	2	0	3-1	29-6	7	3.75
*Apr 14	LSU	9.0	8	4	4	1	10	1	0	2	0	0	0	0	0	8-4	30-6	8	3.76
Apr 16	BELLARMINE	9.0	4	5	4	2	10	0	0	3	0	0	2	0	0	20-5	31-6	8	3.76
*Apr 19	at Kentucky	8.0	8	5	5	2	7	1	0	2	0	0	2	0	0	3-5	31-7	8	3.81
*Apr 20	at Kentucky	9.0	10	4	3	2	11	1	0	1	0	0	1	1	0	9-4	32-7	8	3.79
*Apr 21	at Kentucky	9.0	17	11	11	1	6	1	0	6	1	0	2	1	0	13-11	33-7	9	3.98
Apr 23	WESTERN CAROLI	9.0	3	4	3	3	10	0	0	0	0	0	1	0	0	12-4	34-7	9	3.96
*Apr 25	MISSOURI	9.0	9	1	1	2	9	1	0	1	0	0	0	2	0	10-1	35-7	9	3.88
*Apr 26	MISSOURI	9.0	6	2	2	1	9	0	0	1	0	0	2	1	0	3-2	36-7	10	3.84
*Apr 27	MISSOURI	9.0	8	2	2	5	8	1	0	0	0	0	0	0	0	3-2	37-7	11	3.79
Apr 30	LIPSCOMB	9.0	11	9	9	2	12	4	0	4	1	0	2	0	1	6-9	37-8	11	3.92
*May 03	at Florida	9.0	7	2	2	1	11	0	0	1	0	0	2	2	0	6-2	38-8	12	3.87
*May 03	at Florida	8.0	9	4	3	1	8	0	0	2	0	0	0	1	0	3-4	38-9	12	3.86
*May 04	at Florida	7.0	4	3	2	1	8	1	0	1	0	0	1	0	0	16-3	39-9	12	3.84
May 07	QUEENS	9.0	6	3	3	6	16	1	0	0	1	0	1	0	0	6-3	40-9	13	3.82
*May 10	at Vanderbilt	9.0	7	4	4	3	12	1	0	1	0	0	0	0	0	8-4	41-9	13	3.82
*May 11	at Vanderbilt	9.0	9	6	6	6	8	3	0	1	0	0	0	0	0	7-6	42-9	14	3.87
*May 12	at Vanderbilt	8.0	11	3	3	2	8	2	0	1	0	0	0	0	0	0-3	42-10	14	3.86
May 14	BELMONT	7.0	4	0	0	2	9	1	0	0	0	0	0	1	0	10-0	43-10	14	3.80
*May 16	SOUTH CAROLINA	9.0	8	3	3	3	12	1	0	2	0	0	2	1	0	9-3	44-10	14	3.78
*May 17	SOUTH CAROLINA	9.0	5	3	1	2	8	0	0	0	0	0	0	0	0	8-3	45-10	14	3.73
*May 18	SOUTH CAROLINA	9.0	6	1	1	0	8	0	0	0	0	0	1	3	0	4-1	46-10	15	3.68
May 22	vs Vanderbilt	9.0	15	13	13	3	11	3	0	4	3	0	1	1	0	4-13	46-11	15	3.85
May 23	vs Texas A&M	9.0	9	4	4	3	12	1	0	3	0	0	0	0	1	7-4	47-11	15	3.85
May 24	vs Mississippi State	9.0	4	5	5	3	10	1	0	0	0	0	2	0	0	6-5	48-11	16	3.88
May 25	vs Vanderbilt	9.0	8	4	3	3	8	1	1	1	0	0	0	1	0	6-4	49-11	17	3.86
May 26	vs LSU	9.0	6	3	3	4	9	4	0	1	0	0	0	0	1	4-3	50-11	18	3.84
Totals		515.0	458	243	220	170	574	75	5	71	22	1	40	35	5	553-243	50-11	18	3.84



2024 Tennessee Baseball
Games Summary for Tennessee (as of May 28, 2024)
(All games)



Score by innings	1	2	3	4	5	6	7	8	9	EX	Total
Tennessee	54	62	92	66	61	99	71	44	4	0	553
Opponents	33	25	38	27	26	26	18	23	23	4	243

Record when ...

Overall	50-11	After 6 leading	44-1
Conference	22-8 trailing	4-8
Non-Conference	28-3 tied	2-2
Home games	35-3	After 7 leading	35-1
Away games	9-6 trailing	1-7
Neutral site	6-2 tied	1-2
Day games	24-3	After 8 leading	36-1
Night games	26-8 trailing	0-8
vs Left starter	18-5 tied	0-1
vs Right starter	32-6		
1-Run games	7-2	Hit 0 home runs	4-3
2-Run games	3-1	... 1 home run	14-6
5+Run games	29-2	... 2+ home runs	32-2
Extra innings	0-1		
Shutouts	4-1	Opponent 0 home runs	21-2
	 1 home run	20-1
Scoring 0-2 runs	1-3 2+ HRs	9-8
..... 3-5 runs	6-6		
..... 6-9 runs	18-2	Made 0 errors	23-4
..... 10+ runs	25-0	... 1 error	21-4
		... 2+ errors	6-3
Opponent 0-2 runs	21-0		
..... 3-5 runs	24-4	Opp. made 0 errors	22-6
..... 6-9 runs	3-5 1 error	19-3
..... 10+ runs	2-2 2+ errors	9-2
Scored in 1st inning	21-2	Out-hit opponent	42-0
Opp. scored in 1st	14-6	Out-hit by opponent	8-10
Scores first	33-3	Hits are tied	0-1
Opp. scores first	17-8		

Record when team scores:

Runs	0	1	2	3	4	5	6	7	8	9	10+
W-L	0-1	0-1	1-1	4-3	2-1	0-2	7-2	4-0	5-0	2-0	25-0

Record when opponent scores:

Runs	0	1	2	3	4	5	6	7	8	9	10+
W-L	4-0	8-0	9-0	10-1	8-1	6-2	3-1	0-1	0-1	0-2	2-2

Record when leading after:

Inn.	1	2	3	4	5	6	7	8
W-L	19-1	26-4	35-3	40-1	39-1	44-1	35-1	36-1

Record when trailing after:

Inn.	1	2	3	4	5	6	7	8
W-L	9-5	8-5	7-6	8-6	7-7	4-8	1-7	0-8

Record when tied after:

Inn.	1	2	3	4	5	6	7	8
W-L	22-5	16-2	8-2	2-4	4-3	2-2	1-2	0-1

Current winning streak: 4
Longest winning streak: 17
Longest losing streak: 2

Home attendance : 197117 (38 dates avg = 5187)
Away attendance : 172258 (22 dates avg = 7829)
Total attendance: 369375 (60 dates avg = 6156)



2024 Tennessee Baseball
Season Game Highs for Tennessee (as of May 28, 2024)
(All games)



TEAM GAME HIGHS

Batting

At bats:	45	-	vs Illinois (Mar 09, 2024)
Runs scored:	24	-	vs Illinois (Mar 09, 2024)
Hits:	20	-	vs Illinois (Mar 09, 2024)
	20	-	vs Bellarmine (Apr 16, 2024)
RBIs:	21	-	vs UAlbany (Feb 24, 2024)
Doubles:	8	-	vs Illinois (Mar 09, 2024)
Triples:	1	-	(6 times)
Home runs:	6	-	(5 times)
Total bases:	43	-	vs Illinois (Mar 09, 2024)
Walks:	13	-	vs Alabama A&M (Apr 09, 2024)
Strikeouts:	16	-	at Florida (May 03, 2024)
Sac hits:	2	-	vs Missouri (Apr 25, 2024)
Sac flies:	3	-	vs Bowling Green (Mar 01, 2024)
Stolen bases:	4	-	vs Eastern Kentucky (Mar 12, 2024)
Hit by pitch:	5	-	vs Alabama A&M (Apr 09, 2024)
Caught stealing:	1	-	(13 times)
Runners LOB:	13	-	vs Bellarmine (Apr 16, 2024)
Hit into DP:	3	-	vs Illinois (Mar 10, 2024)

Fielding

Putouts:	30	-	vs Oklahoma (Feb 17, 2024 at Arlington, Texas)
Assists:	16	-	vs Georgia (Mar 30, 2024)
Errors:	4	-	vs South Carolina (May 17, 2024)
Passed balls:	1	-	(5 times)
DPs turned:	3	-	vs South Carolina (May 18, 2024)

Pitching

Innings pitched:	10.0	-	vs Oklahoma (Feb 17, 2024 at Arlington, Texas)
Runs allowed:	16	-	vs Georgia (Mar 29, 2024)
Earned runs:	15	-	vs Georgia (Mar 29, 2024)
Walks allowed:	9	-	vs High Point (Feb 27, 2024)
Strikeouts:	17	-	vs Texas Tech (Feb 16, 2024 at Arlington, Texas)
Hits allowed:	17	-	vs Georgia (Mar 30, 2024)
	17	-	at Kentucky (Apr 21, 2024)
Doubles allowed:	5	-	vs Georgia (Mar 29, 2024)
Triples allowed:	1	-	(5 times)
Homers allowed:	6	-	at Kentucky (Apr 21, 2024)
Wild pitches:	3	-	vs Vanderbilt (May 22, 2024 at Hoover, Ala.)
Hit batters:	3	-	at Alabama (Mar 17, 2024)
	3	-	vs LSU (Apr 12, 2024)



2024 Tennessee Baseball
Season Game Highs for Tennessee (as of May 28, 2024)
(All games)



INDIVIDUAL GAME HIGHS

Batting

At bats:	6	-	Hunter Ensley vs Baylor (Feb 18, 2024 at Arlington, Texas)
	6	-	Blake Burke at Auburn (Apr 07, 2024)
	6	-	Christian Moore at Kentucky (Apr 20, 2024)
Runs scored:	4	-	(4 times)
Hits:	4	-	(5 times)
RBIs:	9	-	Dean Curley vs Kansas State (Mar 05, 2024)
Doubles:	2	-	(12 times)
Triples:	1	-	(6 times)
Home runs:	3	-	Dean Curley vs Kansas State (Mar 05, 2024)
	3	-	Christian Moore at Kentucky (Apr 21, 2024)
Total bases:	14	-	Christian Moore at Kentucky (Apr 21, 2024)
Walks:	3	-	(4 times)
Strikeouts:	4	-	Dalton Bargo at Auburn (Apr 05, 2024)
	4	-	Kavares Tears vs LSU (May 26, 2024 at Hoover, Ala.)
Sac hits:	1	-	(5 times)
Sac flies:	1	-	(20 times)
Stolen bases:	2	-	Dean Curley vs Georgia (Mar 30, 2024)
	2	-	Colby Backus vs Alabama A&M (Apr 09, 2024)
Hit by pitch:	2	-	Robin Villeneuve vs UAlbany (Feb 24, 2024)
	2	-	Robin Villeneuve vs Eastern Kentucky (Mar 12, 2024)
	2	-	Hunter Ensley at Auburn (Apr 07, 2024)
Caught stealing:	1	-	(13 times)
Runners LOB:	5	-	Hunter Ensley vs Missouri (Apr 25, 2024)

Fielding

Putouts:	16	-	Cannon Peebles vs Texas Tech (Feb 16, 2024 at Arlington, Texas)
Assists:	9	-	Ariel Antigua vs Tennessee Tech (Mar 26, 2024)
Errors:	2	-	Christian Moore vs Georgia (Mar 29, 2024)
	2	-	Christian Moore vs South Carolina (May 17, 2024)
Passed balls:	1	-	(5 times)

Pitching

Innings pitched:	8.0	-	Drew Beam at Alabama (Mar 16, 2024)
Runs allowed:	8	-	AJ Causey vs Georgia (Mar 29, 2024)
	8	-	AJ Causey at Auburn (Apr 05, 2024)
Earned runs:	8	-	AJ Causey at Auburn (Apr 05, 2024)
Walks allowed:	6	-	AJ Russell vs Ole Miss (Mar 23, 2024)
Strikeouts:	12	-	AJ Causey vs Illinois (Mar 08, 2024)
Hits allowed:	8	-	(5 times)
Doubles allowed:	3	-	AJ Causey vs Illinois (Mar 08, 2024)
	3	-	Drew Beam vs Georgia (Mar 30, 2024)
Triples allowed:	1	-	(5 times)
Homers allowed:	4	-	Kirby Connell at Kentucky (Apr 21, 2024)
Wild pitches:	2	-	Luke Payne vs UAlbany (Feb 24, 2024)
	2	-	Marcus Phillips vs Bowling Green (Mar 03, 2024)
	2	-	Drew Beam at Auburn (Apr 06, 2024)
Hit batters:	2	-	(7 times)



2024 Tennessee Baseball
Batting Leaders for Tennessee (as of May 28, 2024)
(All games)



Hitting minimums - 1 Games 1 AB 2.0 AB/Game 1 TPA
Pitching minimums - 1 Games 5 IP 1 BF 1.0 IP/Game

Batting avg		Slugging pct		On base pct	
1. 1 Christian Moore	.382	1. 1 Christian Moore	.789	1. 1 Christian Moore	.447
2. 25 Blake Burke	.372	2. 25 Blake Burke	.701	2. 25 Blake Burke	.441
3. 21 Kavares Tears	.337	3. 8 Dylan Dreiling	.673	3. 8 Dylan Dreiling	.439
4. 11 Billy Amick	.317	4. 11 Billy Amick	.663	4. 21 Kavares Tears	.433
5. 8 Dylan Dreiling	.317	5. 21 Kavares Tears	.658	5. 23 Dean Curley	.393
Runs scored		Hits		Runs batted in	
1. 1 Christian Moore	67	1. 1 Christian Moore	94	1. 1 Christian Moore	63
2. 21 Kavares Tears	64	2. 25 Blake Burke	87	2. 8 Dylan Dreiling	60
3. 25 Blake Burke	60	3. 21 Kavares Tears	67	3. 11 Billy Amick	53
4. 8 Dylan Dreiling	57	4. 11 Billy Amick	65	4. 25 Blake Burke	51
5. 11 Billy Amick	53	5. 8 Dylan Dreiling	63	5. 21 Kavares Tears	48
Doubles		Triples		Home runs	
1. 25 Blake Burke	24	1. 8 Dylan Dreiling	2	1. 1 Christian Moore	28
2. 8 Dylan Dreiling	16	2. 11 Billy Amick	1	2. 11 Billy Amick	19
1 Christian Moore	16	25 Blake Burke	1	3. 25 Blake Burke	17
4. 21 Kavares Tears	13	10 Cal Stark	1	21 Kavares Tears	17
5. 2 tied at.....	12	23 Dean Curley	1	8 Dylan Dreiling	17
Total bases		Walks		Hit by pitch	
1. 1 Christian Moore	194	1. 8 Dylan Dreiling	42	1. 10 Cal Stark	9
2. 25 Blake Burke	164	2. 21 Kavares Tears	35	17 Robin Villeneuve	9
3. 11 Billy Amick	136	3. 23 Dean Curley	28	3. 9 Hunter Ensley	7
4. 8 Dylan Dreiling	134	4. 25 Blake Burke	27	13 Reese Chapman	7
5. 21 Kavares Tears	131	5. 1 Christian Moore	26	23 Dean Curley	7
Sac bunts		Sac flies		Stolen bases	
1. 10 Cal Stark	2	1. 5 Cannon Peebles	4	1. 23 Dean Curley	9
2. 23 Dean Curley	1	2. 13 Reese Chapman	3	25 Blake Burke	9
12 Ethan Payne	1	21 Kavares Tears	3	3. 21 Kavares Tears	4
9 Hunter Ensley	1	4. 3 tied at.....	2	9 Hunter Ensley	4
Caught stealing		Steal attempts		5. 2 tied at.....	3
1. 1 Christian Moore	4	1. 25 Blake Burke	10	Stolen base pct	
2. 5 Cannon Peebles	2	2. 23 Dean Curley	9	1. 23 Dean Curley	1.000
9 Hunter Ensley	2	3. 1 Christian Moore	7	2. 25 Blake Burke	.900
4. 5 tied at.....	1	4. 9 Hunter Ensley	6	3. 21 Kavares Tears	.800
Strikeouts		5. 21 Kavares Tears	5	4. 11 Billy Amick	.750
1. 21 Kavares Tears	59	Grounded into DP		5. 8 Dylan Dreiling	.667
2. 8 Dylan Dreiling	52	1. 23 Dean Curley	4	Total plate appearances	
3. 11 Billy Amick	43	1 Christian Moore	4	1. 1 Christian Moore	275
4. 10 Cal Stark	41	9 Hunter Ensley	4	2. 25 Blake Burke	263
5. 2 tied at.....	40	4. 25 Blake Burke	3	3. 8 Dylan Dreiling	244
At bats		13 Reese Chapman	3	4. 21 Kavares Tears	238
1. 1 Christian Moore	246	Games played		5. 11 Billy Amick	232
2. 25 Blake Burke	234	1. 25 Blake Burke	60	Game starts	
3. 11 Billy Amick	205	1 Christian Moore	60	1. 1 Christian Moore	60
4. 8 Dylan Dreiling	199	3. 8 Dylan Dreiling	59	25 Blake Burke	60
21 Kavares Tears	199	21 Kavares Tears	59	3. 8 Dylan Dreiling	58
Games as sub		5. 9 Hunter Ensley	56	4. 21 Kavares Tears	57
1. 2 Ariel Antigua	27	Game starts		5. 23 Dean Curley	54
2. 20 Colby Backus	21				
16 Dalton Bargo	21				
4. 3 tied at.....	20				



2024 Tennessee Baseball
Pitching Leaders for Tennessee (as of May 28, 2024)
(All games)



Hitting minimums - 1 Games 1 AB 2.0 AB/Game 1 TPA
Pitching minimums - 1 Games 5 IP 1 BF 1.0 IP/Game

Earned run avg		Opposing bat avg		Won-loss pct	
1. 32 Drew Beam	3.92	1. 18 AJ Causey	.254	1. 32 Drew Beam	.800
2. 18 AJ Causey	4.10	2. 32 Drew Beam	.264	2. 18 AJ Causey	.786
Wins		Losses		Saves	
1. 18 AJ Causey	11	1. 18 AJ Causey	3	1. 28 Aaron Combs	5
2. 7 Nate Snead	8	2. 32 Drew Beam	2	7 Nate Snead	5
32 Drew Beam	8	7 Nate Snead	2	3. 35 Kirby Connell	4
4. 35 Kirby Connell	4	4. 4 tied at.....	1	4. 44 Marcus Phillips	3
5. 3 tied at...	3			5. 18 AJ Causey	1
Innings pitched		Batters struck out		Appearances	
1. 32 Drew Beam	85.0	1. 18 AJ Causey	100	1. 35 Kirby Connell	26
2. 18 AJ Causey	74.2	2. 32 Drew Beam	75	2. 7 Nate Snead	21
		3. 48 Zander Sechrist	57	3. 28 Aaron Combs	19
		4. 7 Nate Snead	52	19 Andrew Behnke	19
		5. 28 Aaron Combs	47	5. 27 Chris Stamos	18
Games started		Games finished		Games in relief	
1. 32 Drew Beam	15	1. 7 Nate Snead	11	1. 35 Kirby Connell	26
48 Zander Sechrist	15	2. 28 Aaron Combs	10	2. 7 Nate Snead	20
3. 27 Chris Stamos	7	3. 35 Kirby Connell	8	3. 19 Andrew Behnke	19
4. 18 AJ Causey	6	4. 15 JJ Garcia	5	4. 28 Aaron Combs	17
5. 37 Dylan Loy	5	5. 44 Marcus Phillips	4	5. 44 Marcus Phillips	14
Wild pitches		Balks		Hit batters	
1. 44 Marcus Phillips	5	1. 33 AJ Russell	1	1. 7 Nate Snead	7
2. 37 Dylan Loy	3			18 AJ Causey	7
32 Drew Beam	3			3. 32 Drew Beam	6
43 Luke Payne	3			4. 3 tied at.....	4
5. 3 tied at...	2				
Intentional BB allowed		Runners picked off		Batters SO out looking	
1. 37 Dylan Loy	1	1. 10 Cal Stark	5	1. 32 Drew Beam	32
7 Nate Snead	1	2. 32 Drew Beam	3	2. 18 AJ Causey	26
28 Aaron Combs	1	3. 4 tied at...	1	3. 48 Zander Sechrist	18
18 AJ Causey	1			4. 28 Aaron Combs	15
33 AJ Russell	1			5. 19 Andrew Behnke	13
Sac bunts allowed		Sac flies allowed		Hits allowed	
1. 19 Andrew Behnke	2	1. 7 Nate Snead	3	1. 18 AJ Causey	74
27 Chris Stamos	2	2. 44 Marcus Phillips	2	2. 32 Drew Beam	87
32 Drew Beam	2	3. 6 tied at...	1		
4. 5 tied at....	1				
Runs allowed		Earned runs allowed		Walks allowed	
1. 18 AJ Causey	38	1. 18 AJ Causey	34	1. 18 AJ Causey	16
2. 32 Drew Beam	47	2. 32 Drew Beam	37	2. 32 Drew Beam	21
Doubles allowed		Triples allowed		Home runs allowed	
1. 18 AJ Causey	12	1. 18 AJ Causey	1	1. 32 Drew Beam	11
2. 32 Drew Beam	13	32 Drew Beam	1	2. 18 AJ Causey	12



2024 Tennessee Baseball
Fielding Leaders for Tennessee (as of May 28, 2024)
(All games)



Hitting minimums - 1 Games
Pitching minimums - 1 Games 5 IP 1 BF 1.0 IP/Game

Fielding pct		Chances		Putouts			
1. 5 Cannon Peebles	1.000	1. 25 Blake Burke	456	1. 25 Blake Burke	412		
21 Kavares Tears	1.000	2. 10 Cal Stark	323	2. 10 Cal Stark	307		
14 Charlie Taylor	1.000	3. 5 Cannon Peebles	208	3. 5 Cannon Peebles	200		
13 Reese Chapman	1.000	4. 1 Christian Moore	207	4. 9 Hunter Ensley	112		
17 Robin Villeneuve	1.000	5. 23 Dean Curley	184	5. 8 Dylan Dreiling	83		
Assists		Errors		Fielding double plays			
1. 1 Christian Moore	126	1. 23 Dean Curley	11	1. 25 Blake Burke	33		
2. 23 Dean Curley	119	2. 1 Christian Moore	8	2. 1 Christian Moore	25		
3. 11 Billy Amick	63	3. 11 Billy Amick	6	3. 23 Dean Curley	18		
4. 25 Blake Burke	39	4. 25 Blake Burke	5	4. 11 Billy Amick	4		
5. 2 Ariel Antigua	28	5. 5 tied at.....	2	5. 2 tied at.....	2		
Stolen bases against		Caught stealing by		Steal attempts against			
1. 10 Cal Stark	24	1. 48 Zander Sechrist	6	1. 10 Cal Stark	29		
2. 5 Cannon Peebles	17	2. 10 Cal Stark	5	2. 5 Cannon Peebles	21		
3. 32 Drew Beam	8	3. 32 Drew Beam	4	3. 32 Drew Beam	12		
4. 33 AJ Russell	6	5 Cannon Peebles	4	4. 48 Zander Sechrist	10		
5. 18 AJ Causey	5	5. 5 tied at...	1	5. 2 tied at...	6		
Passed balls		Catchers interference					
1. 5 Cannon Peebles	2	1. 10 Cal Stark	1				
10 Cal Stark	2						
3. 14 Charlie Taylor	1						



2024 Tennessee Baseball
Miscellaneous Stats for Tennessee (as of May 28, 2024)
(All games)



Multiple Hit Games	2	3	4	5+	Total
1 Christian Moore	19	8	3	-	30
25 Blake Burke	18	8	-	-	26
11 Billy Amick	15	6	-	-	21
21 Kavares Tears	10	6	-	-	16
9 Hunter Ensley	11	2	1	-	14
23 Dean Curley	11	3	-	-	14
8 Dylan Dreiling	8	5	-	-	13
16 Dalton Bargo	7	2	-	-	9
13 Reese Chapman	5	1	1	-	7
5 Cannon Peebles	5	1	-	-	6
10 Cal Stark	5	1	-	-	6
17 Robin Villeneuve	3	2	-	-	5
20 Colby Backus	2	-	-	-	2
2 Ariel Antigua	-	1	-	-	1
4 Alex Perry	1	-	-	-	1
12 Ethan Payne	1	-	-	-	1
6 Bradke Lohry	1	-	-	-	1
40 Hunter High	1	-	-	-	1
TEAM	123	46	5	0	174

Multiple RBI Games	2	3	4	5+	Total
1 Christian Moore	12	1	1	3	17
8 Dylan Dreiling	10	4	2	1	17
25 Blake Burke	9	2	3	-	14
21 Kavares Tears	8	3	2	-	13
11 Billy Amick	5	4	1	2	12
23 Dean Curley	4	4	-	1	9
9 Hunter Ensley	5	3	-	1	9
13 Reese Chapman	2	4	-	2	8
16 Dalton Bargo	6	1	1	-	8
5 Cannon Peebles	4	2	-	-	6
17 Robin Villeneuve	1	2	2	-	5
10 Cal Stark	1	1	1	1	4
20 Colby Backus	1	2	-	-	3
6 Bradke Lohry	3	-	-	-	3
41 Camden Bates	-	1	-	-	1
2 Ariel Antigua	-	1	-	-	1
4 Alex Perry	1	-	-	-	1
14 Charlie Taylor	-	1	-	-	1
TEAM	72	36	13	11	132

Hitting Streaks	Longest	Current
25 Blake Burke	31	9
21 Kavares Tears	18	-
8 Dylan Dreiling	10	-
1 Christian Moore	8	2
11 Billy Amick	5	1
23 Dean Curley	4	-
17 Robin Villeneuve	4	-
5 Cannon Peebles	4	-
9 Hunter Ensley	3	1
16 Dalton Bargo	3	1
20 Colby Backus	3	-
13 Reese Chapman	2	1
40 Hunter High	2	2
12 Ethan Payne	2	-
14 Charlie Taylor	2	-
10 Cal Stark	2	-
2 Ariel Antigua	2	-
41 Camden Bates	2	-
6 Bradke Lohry	2	1
4 Alex Perry	1	1

Reached Base Streaks	Longest	Current
25 Blake Burke	39	9
23 Dean Curley	19	-
21 Kavares Tears	19	-
11 Billy Amick	16	1
8 Dylan Dreiling	16	-
1 Christian Moore	15	4
9 Hunter Ensley	12	1
5 Cannon Peebles	12	2
17 Robin Villeneuve	11	-
10 Cal Stark	8	1
14 Charlie Taylor	4	-
12 Ethan Payne	4	1
13 Reese Chapman	4	3
20 Colby Backus	4	-
16 Dalton Bargo	4	1
6 Bradke Lohry	3	1
41 Camden Bates	3	-
4 Alex Perry	3	1
40 Hunter High	2	2
2 Ariel Antigua	2	-



2024 Tennessee Baseball
Miscellaneous Stats for Tennessee (as of May 28, 2024)
(All games)



Starting Lineup By Position
(Team W-L record when starter)

PITCHER:		
48 Zander Sechrist	15	(14-1)
32 Drew Beam	15	(11-4)
27 Chris Stamos	7	(6-1)
18 AJ Causey	6	(4-2)
37 Dylan Loy	5	(4-1)
33 AJ Russell	4	(3-1)
28 Aaron Combs	2	(2-0)
44 Marcus Phillips	2	(2-0)
34 Derek Schaefer	2	(2-0)
45 Matthew Dallas	2	(2-0)
7 Nate Snead	1	(0-1)
CATCHER:		
10 Cal Stark	34	(26-8)
5 Cannon Peebles	23	(20-3)
14 Charlie Taylor	4	(4-0)
FIRST BASE:		
25 Blake Burke	60	(49-11)
17 Robin Villeneuve	1	(1-0)
SECOND BASE:		
1 Christian Moore	56	(46-10)
6 Bradke Lohry	3	(2-1)
12 Ethan Payne	1	(1-0)
2 Ariel Antigua	1	(1-0)
THIRD BASE:		
11 Billy Amick	52	(43-9)
16 Dalton Bargo	6	(5-1)
23 Dean Curley	3	(2-1)
SHORTSTOP:		
23 Dean Curley	51	(42-9)
2 Ariel Antigua	5	(4-1)
1 Christian Moore	4	(3-1)
4 Alex Perry	1	(1-0)
LEFT FIELD:		
8 Dylan Dreiling	56	(45-11)
17 Robin Villeneuve	4	(4-0)
13 Reese Chapman	1	(1-0)
CENTER FIELD:		
9 Hunter Ensley	48	(40-8)
21 Kavares Tears	12	(10-2)
20 Colby Backus	1	(0-1)
RIGHT FIELD:		
21 Kavares Tears	42	(36-6)
13 Reese Chapman	14	(10-4)
16 Dalton Bargo	3	(2-1)
20 Colby Backus	1	(1-0)
8 Dylan Dreiling	1	(1-0)
DESIGNATED HITTER:		
17 Robin Villeneuve	19	(13-6)
16 Dalton Bargo	15	(12-3)
13 Reese Chapman	11	(10-1)
5 Cannon Peebles	5	(4-1)
21 Kavares Tears	3	(3-0)
20 Colby Backus	3	(3-0)
6 Bradke Lohry	2	(2-0)
12 Ethan Payne	1	(1-0)
8 Dylan Dreiling	1	(1-0)
11 Billy Amick	1	(1-0)

Starting Lineup By Lineup Spot
(Team W-L record when starter)

LEADOFF:		
1 Christian Moore	53	(44-9)
9 Hunter Ensley	5	(4-1)
17 Robin Villeneuve	2	(1-1)
5 Cannon Peebles	1	(1-0)
2ND SPOT:		
25 Blake Burke	56	(45-11)
8 Dylan Dreiling	4	(4-0)
16 Dalton Bargo	1	(1-0)
3RD SPOT:		
11 Billy Amick	48	(40-8)
1 Christian Moore	7	(5-2)
8 Dylan Dreiling	3	(3-0)
17 Robin Villeneuve	2	(1-1)
16 Dalton Bargo	1	(1-0)
CLEANUP:		
21 Kavares Tears	46	(39-7)
8 Dylan Dreiling	11	(8-3)
5 Cannon Peebles	3	(2-1)
16 Dalton Bargo	1	(1-0)
5TH SPOT:		
8 Dylan Dreiling	30	(23-7)
9 Hunter Ensley	11	(9-2)
11 Billy Amick	5	(4-1)
17 Robin Villeneuve	5	(5-0)
16 Dalton Bargo	4	(4-0)
5 Cannon Peebles	4	(4-0)
23 Dean Curley	1	(0-1)
21 Kavares Tears	1	(1-0)
6TH SPOT:		
23 Dean Curley	18	(15-3)
17 Robin Villeneuve	11	(8-3)
21 Kavares Tears	8	(7-1)
9 Hunter Ensley	8	(7-1)
8 Dylan Dreiling	8	(7-1)
5 Cannon Peebles	4	(4-0)
25 Blake Burke	2	(2-0)
13 Reese Chapman	1	(0-1)
16 Dalton Bargo	1	(0-1)
7TH SPOT:		
23 Dean Curley	24	(20-4)
9 Hunter Ensley	11	(8-3)
13 Reese Chapman	7	(6-1)
16 Dalton Bargo	7	(6-1)
5 Cannon Peebles	5	(5-0)
17 Robin Villeneuve	2	(2-0)
25 Blake Burke	2	(2-0)
8 Dylan Dreiling	1	(1-0)
20 Colby Backus	1	(0-1)
10 Cal Stark	1	(0-1)
8TH SPOT:		
13 Reese Chapman	16	(13-3)
23 Dean Curley	9	(7-2)
5 Cannon Peebles	8	(6-2)
16 Dalton Bargo	7	(5-2)
9 Hunter Ensley	6	(5-1)
6 Bradke Lohry	3	(3-0)
20 Colby Backus	3	(3-0)
10 Cal Stark	3	(3-0)
17 Robin Villeneuve	2	(1-1)
2 Ariel Antigua	1	(1-0)
8 Dylan Dreiling	1	(1-0)
21 Kavares Tears	1	(1-0)
12 Ethan Payne	1	(1-0)
9TH SPOT:		

[illegible]



2024 Tennessee Baseball Individual Career History



Billy Amick

Year	avg	gp-gs	ab	r	h	2b	3b	hr	rbi	tb	slg%	bb	hbp	so	gdp	ob%	sf	sh	sb-att	po	a	e	fld%
2022*	.105	9-3	19	2	2	0	0	0	0	2	.105	0	0	11	0	.105	0	0	0-0	0	0	0	.000
2023*	.413	46-42	167	37	69	17	2	13	63	129	.772	13	7	32	0	.464	5	0	2-4	130	3	3	.978
2024	.317	53-53	205	53	65	12	1	19	53	136	.663	21	4	43	2	.388	2	0	3-4	21	63	6	.933
TOTAL	.317	53-53	205	53	65	12	1	19	53	136	.663	21	4	43	2	.388	2	0	3-4	21	63	6	.933
All*	.348	108-98	391	92	136	29	3	32	116	267	.683	34	11	86	2	.409	7	0	5-8	151	66	9	.960

* Statistics from prior team/school

SINGLE-GAME HIGHS [all-time ranking]:

Hits: 3, 6 times

Doubles: 2 [t-2nd], at Florida, May 03, 2024

Triples: 1 [t-1st], vs Baylor, Feb 18, 2024

Home runs: 2 [t-5th], Western Carolina, Apr 23, 2024; Missouri, Apr 25, 2024; Bowling Green, Mar 01, 2024

Total bases: 9, Western Carolina, Apr 23, 2024; Missouri, Apr 25, 2024

RBI: 7 [t-4th], Western Carolina, Apr 23, 2024

Runs scored: 3, Western Carolina, Apr 23, 2024; Bowling Green, Mar 02, 2024

Walks: 2, 4 times

Hit by pitch: 1, 4 times

Struck out: 3, vs Oklahoma, Feb 17, 2024; Ole Miss, Mar 23, 2024

Sac flies: 1 [t-5th], Bowling Green, Mar 01, 2024; at Florida, May 04, 2024

At bats: 5, 13 times

Stolen bases: 1, Illinois, Mar 09, 2024; Eastern Kentucky, Mar 12, 2024; South Carolina, May 18, 2024

Caught stealing: 1 [t-1st], vs Texas A&M, May 23, 2024

Field chances: 6, Bowling Green, Mar 03, 2024

Putouts: 3, Missouri, Apr 27, 2024

Assists: 4, Bowling Green, Mar 03, 2024

Ariel Antigua

Year	avg	gp-gs	ab	r	h	2b	3b	hr	rbi	tb	slg%	bb	hbp	so	gdp	ob%	sf	sh	sb-att	po	a	e	fld%
2024	.217	33-6	23	4	5	2	0	0	4	7	.304	2	0	9	1	.280	0	0	0-0	9	28	2	.949
TOTAL	.217	33-6	23	4	5	2	0	0	4	7	.304	2	0	9	1	.280	0	0	0-0	9	28	2	.949

SINGLE-GAME HIGHS [all-time ranking]:

Hits: 3, Bellarmine, Apr 16, 2024

Doubles: 1, Alabama A&M, Apr 09, 2024; Bellarmine, Apr 16, 2024

Total bases: 4, Bellarmine, Apr 16, 2024

RBI: 3, Alabama A&M, Apr 09, 2024

Runs scored: 1, 4 times

Walks: 1, Alabama A&M, Apr 09, 2024; Bellarmine, Apr 16, 2024

Struck out: 2, vs Vanderbilt, May 25, 2024

At bats: 5, Bellarmine, Apr 16, 2024

Field chances: 10, Tennessee Tech, Mar 26, 2024

Putouts: 1, 9 times

Assists: 9 [t-1st], Tennessee Tech, Mar 26, 2024



2024 Tennessee Baseball Individual Career History



Colby Backus

Year	avg	gp-gs	ab	r	h	2b	3b	hr	rbi	tb	slg%	bb	hbp	so	gdp	ob%	sf	sh	sb-att	po	a	e	fld%
2024	.400	26-5	30	15	12	3	0	5	12	30	1.000	5	1	12	0	.500	0	0	2-2	9	1	0	1.000
TOTAL	.400	26-5	30	15	12	3	0	5	12	30	1.000	5	1	12	0	.500	0	0	2-2	9	1	0	1.000

SINGLE-GAME HIGHS [all-time ranking]:

Hits: 2, Bellarmine, Apr 16, 2024; Belmont, May 14, 2024

Doubles: 1, Lipscomb, Apr 30, 2024; Bowling Green, Mar 03, 2024; Tennessee Tech, Mar 26, 2024

Home runs: 1, 5 times

Total bases: 5, Bellarmine, Apr 16, 2024; Belmont, May 14, 2024

RBI: 3, Alabama A&M, Apr 09, 2024; ETSU, Feb 21, 2024

Runs scored: 3, Alabama A&M, Apr 09, 2024

Walks: 2, Alabama A&M, Apr 09, 2024

Hit by pitch: 1, Illinois, Mar 09, 2024

Struck out: 2, Illinois, Mar 09, 2024; South Carolina, May 16, 2024

At bats: 4, Western Carolina, Apr 23, 2024

Stolen bases: 2 [t-9th], Alabama A&M, Apr 09, 2024

Field chances: 3, at Kentucky, Apr 21, 2024

Putouts: 3, at Kentucky, Apr 21, 2024

Assists: 1, Alabama A&M, Apr 09, 2024

Dalton Bargo

Year	avg	gp-gs	ab	r	h	2b	3b	hr	rbi	tb	slg%	bb	hbp	so	gdp	ob%	sf	sh	sb-att	po	a	e	fld%
2023*	.279	50-45	165	25	46	6	3	5	23	73	.442	19	9	44	1	.379	2	0	0-0	0	0	0	.000
2024	.295	45-24	95	25	28	5	0	6	25	51	.537	12	4	30	1	.389	2	0	2-3	13	7	0	1.000
TOTAL	.295	45-24	95	25	28	5	0	6	25	51	.537	12	4	30	1	.389	2	0	2-3	13	7	0	1.000
All*	.285	95-69	260	50	74	11	3	11	48	124	.477	31	13	74	2	.383	4	0	2-3	13	7	0	1.000

* Statistics from prior team/school

SINGLE-GAME HIGHS [all-time ranking]:

Hits: 3, UAlbany, Feb 24, 2024; Bowling Green, Mar 03, 2024

Doubles: 1, 5 times

Home runs: 2 [t-5th], at Auburn, Apr 06, 2024

Total bases: 8, at Auburn, Apr 06, 2024

RBI: 4, Georgia, Mar 30, 2024

Runs scored: 4 [t-2nd], Illinois, Mar 09, 2024

Walks: 3 [t-4th], Illinois, Mar 09, 2024

Hit by pitch: 1, 4 times

Struck out: 4 [t-1st], at Auburn, Apr 05, 2024

Sac flies: 1 [t-5th], Southern Indiana, Mar 06, 2024; vs Vanderbilt, May 25, 2024

At bats: 5, at Auburn, Apr 07, 2024; Bowling Green, Mar 03, 2024; Georgia, Mar 31, 2024

Stolen bases: 1, Lipscomb, Apr 30, 2024; Bowling Green, Mar 03, 2024

Caught stealing: 1 [t-1st], UAlbany, Feb 25, 2024

Field chances: 4, Queens, May 07, 2024

Putouts: 4, Queens, May 07, 2024

Assists: 2, at Auburn, Apr 07, 2024; Georgia, Mar 30, 2024



2024 Tennessee Baseball Individual Career History



Camden Bates

Year	avg	gp-gs	ab	r	h	2b	3b	hr	rbi	tb	slg%	bb	hbp	so	gdp	ob%	sf	sh	sb-att	po	a	e	fld%
2024	.250	10-0	8	3	2	0	0	1	4	5	.625	3	0	3	0	.417	1	0	0-0	1	2	0	1.000
TOTAL	.250	10-0	8	3	2	0	0	1	4	5	.625	3	0	3	0	.417	1	0	0-0	1	2	0	1.000

SINGLE-GAME HIGHS [all-time ranking]:

Hits: 1, Alabama A&M, Apr 09, 2024; Illinois, Mar 09, 2024

Home runs: 1, Alabama A&M, Apr 09, 2024

Total bases: 4, Alabama A&M, Apr 09, 2024

RBI: 3, Alabama A&M, Apr 09, 2024

Runs scored: 2, Alabama A&M, Apr 09, 2024

Walks: 1, Alabama A&M, Apr 09, 2024; UAlbany, Feb 24, 2024; Tennessee Tech, Mar 26, 2024

Struck out: 2, Bellarmine, Apr 16, 2024

Sac flies: 1 [t-5th], Bowling Green, Mar 03, 2024

At bats: 2, Alabama A&M, Apr 09, 2024; Bellarmine, Apr 16, 2024; Illinois, Mar 09, 2024

Field chances: 2, Bowling Green, Mar 03, 2024

Putouts: 1, Bowling Green, Mar 03, 2024

Assists: 1, Alabama A&M, Apr 09, 2024; Bowling Green, Mar 03, 2024

Drew Beam

Year	avg	gp-gs	ab	r	h	2b	3b	hr	rbi	tb	slg%	bb	hbp	so	gdp	ob%	sf	sh	sb-att	po	a	e	fld%
2022	.000	0-0	0	0	0	0	0	0	0	0	.000	0	0	0	0	.000	0	0	0-0	2	6	1	.889
2023	.000	0-0	0	0	0	0	0	0	0	0	.000	0	0	0	0	.000	0	0	0-0	7	9	3	.842
2024	.000	0-0	0	0	0	0	0	0	0	0	.000	0	0	0	0	.000	0	0	0-0	6	10	1	.941
TOTAL	.000	0-0	0	0	0	0	0	0	0	0	.000	0	0	0	0	.000	0	0	0-0	15	25	5	.889

Year	era	w-l	app	gs	cg	sho	sv	ip	h	r	er	bb	so	2b	3b	hr	bf	bavg	wp	hbp	bk	sfa	sha
2022	2.72	8-1	16	15	1	1/3	0	76.0	50	26	23	21	62	12	1	8	298	.186	2	5	0	2	1
2023	3.63	9-5	17	17	1	0/3	0	84.1	88	49	34	23	88	13	2	12	365	.267	3	5	0	4	3
2024	3.92	8-2	15	15	2	0/0	0	85.0	87	47	37	21	75	13	1	11	360	.264	3	6	0	1	2
TOTAL	3.45	25-8	48	47	4	1/6	0	245.1	225	122	94	65	225	38	4	31	1023	.242	8	16	0	7	6

SINGLE-GAME HIGHS [all-time ranking]:

Innings pitched: 9.0 [t-1st], at Vanderbilt, Apr 03, 2022

Walks allowed: 4 [t-5th], at Arkansas, Apr 16, 2023; at Georgia Tech, Jun 05, 2022; vs Kentucky, May 28, 2022

Strikeouts: 10, 4 times

Batters faced: 34 [1st], at Alabama, Mar 16, 2024

Field chances: 4, at Alabama, Mar 16, 2024

Putouts: 2, at Alabama, Mar 16, 2024

Assists: 3, at Auburn, Apr 06, 2024

Runners CS: 2 [t-1st], vs Oklahoma, Feb 17, 2024



2024 Tennessee Baseball Individual Career History



Andrew Behnke

Year	avg	gp-gs	ab	r	h	2b	3b	hr	rbi	tb	slg%	bb	hbp	so	gdp	ob%	sf	sh	sb-att	po	a	e	fld%
2023	.000	0-0	0	0	0	0	0	0	0	0	.000	0	0	0	0	.000	0	0	0-0	0	2	0	1.000
2024	.000	0-0	0	0	0	0	0	0	0	0	.000	0	0	0	0	.000	0	0	0-0	0	1	0	1.000
TOTAL	.000	0-0	0	0	0	0	0	0	0	0	.000	0	0	0	0	.000	0	0	0-0	0	3	0	1.000

Year	era	w-l	app	gs	cg	sho	sv	ip	h	r	er	bb	so	2b	3b	hr	bf	bavg	wp	hbp	bk	sfa	sha
2023	0.00	0-0	6	0	0	0/0	0	5.2	2	0	0	4	10	0	0	0	24	.100	0	0	0	0	0
2024	3.38	2-1	19	0	0	0/1	0	21.1	14	8	8	6	30	0	0	4	91	.177	2	4	0	0	2
TOTAL	2.67	2-1	25	0	0	0/1	0	27.0	16	8	8	10	40	0	0	4	115	.162	2	4	0	0	2

SINGLE-GAME HIGHS [all-time ranking]:

Innings pitched: 2.2, UNC Asheville, Feb 20, 2024

Walks allowed: 2, 4 times

Strikeouts: 5, UNC Asheville, Feb 20, 2024

Batters faced: 13, UNC Asheville, Feb 20, 2024

Field chances: 2, Austin Peay, May 09, 2023

Assists: 2, Austin Peay, May 09, 2023

Blake Burke

Year	avg	gp-gs	ab	r	h	2b	3b	hr	rbi	tb	slg%	bb	hbp	so	gdp	ob%	sf	sh	sb-att	po	a	e	fld%
2022	.326	45-22	95	30	31	3	1	14	32	78	.821	19	6	37	0	.467	0	0	2-3	24	1	0	1.000
2023	.280	65-65	243	48	68	6	3	16	43	128	.527	26	10	49	3	.369	3	0	4-5	414	27	11	.976
2024	.372	60-60	234	60	87	24	1	17	51	164	.701	27	2	37	3	.441	0	0	9-10	412	39	5	.989
TOTAL	.325	170-147	572	138	186	33	5	47	126	370	.647	72	18	123	6	.415	3	0	15-18	850	67	16	.983

SINGLE-GAME HIGHS [all-time ranking]:

Hits: 3, 16 times

Doubles: 2 [t-2nd], UAlbany, Feb 24, 2024; Kansas State, Mar 05, 2024; Illinois, Mar 09, 2024

Triples: 1 [t-1st], 5 times

Home runs: 2 [t-5th], Dayton, Feb 26, 2023; Bowling Green, Mar 02, 2024; Georgia, May 12, 2022

Total bases: 10 [t-8th], Bowling Green, Mar 02, 2024

RBI: 5, Charleston Southern, Feb 28, 2023

Runs scored: 3, 10 times

Walks: 3 [t-4th], Florida, Apr 08, 2023; UAlbany, Feb 25, 2024

Hit by pitch: 2 [t-2nd], UNC Asheville, Mar 28, 2023; Bellarmine, May 10, 2022

Struck out: 3, 6 times

Sac flies: 1 [t-5th], 4 times

At bats: 6 [t-5th], at LSU, Apr 01, 2023; at Auburn, Apr 07, 2024

Stolen bases: 1, 15 times

Caught stealing: 1 [t-1st], Gonzaga, Mar 04, 2023; Ole Miss, Mar 22, 2024; at Ole Miss, Mar 26, 2022

Field chances: 14, Vanderbilt, Apr 21, 2023

Putouts: 13, Vanderbilt, Apr 21, 2023; Kentucky, May 14, 2023

Assists: 3, Western Carolina, Apr 23, 2024; vs Oklahoma, Feb 17, 2024



2024 Tennessee Baseball Individual Career History



AJ Causey

Year	avg	gp-gs	ab	r	h	2b	3b	hr	rbi	tb	slg%	bb	hbp	so	gdp	ob%	sf	sh	sb-att	po	a	e	fld%
2022*	.250	32-7	28	2	7	3	0	0	7	10	.357	2	0	7	2	.290	1	0	0-1	51	15	1	.985
2023*	.333	22-22	27	4	9	2	0	1	10	14	.519	4	0	8	1	.406	1	0	0-0	44	25	1	.986
2024	.000	0-0	0	0	0	0	0	0	0	0	.000	0	0	0	0	.000	0	0	0-0	7	12	1	.950
TOTAL	.000	0-0	0	0	0	0	0	0	0	0	.000	0	0	0	0	.000	0	0	0-0	7	12	1	.950
All*	.291	54-29	55	6	16	5	0	1	17	24	.436	6	0	15	3	.349	2	0	0-1	102	52	3	.981

Year	era	w-l	app	gs	cg	sho	sv	ip	h	r	er	bb	so	2b	3b	hr	bf	bavg	wp	hbp	bk	sfa	sha
2022*	2.61	4-4	25	1	0	0/0	9	48.1	37	16	14	10	58	1	0	1	202	.211	0	12	1	1	4
2023*	5.07	5-2	15	14	1	0/0	0	76.1	82	48	43	23	89	22	2	12	342	.273	7	14	1	1	4
2024	4.10	11-3	15	6	0	0/0	1	74.2	74	38	34	16	100	12	1	12	315	.254	1	7	0	0	1
TOTAL	4.10	11-3	15	6	0	0/0	1	74.2	74	38	34	16	100	12	1	12	315	.254	1	7	0	0	1
All*	4.11	20-9	55	21	1	0/0	10	199.1	193	102	91	49	247	35	3	25	859	.252	8	33	2	2	9

* Statistics from prior team/school

SINGLE-GAME HIGHS [all-time ranking]:

Innings pitched: 7.0, Bowling Green, Mar 01, 2024

Walks allowed: 2, 4 times

Strikeouts: 12 [t-4th], Illinois, Mar 08, 2024

Batters faced: 27, at Alabama, Mar 15, 2024

Field chances: 3, Bowling Green, Mar 01, 2024; South Carolina, May 16, 2024

Putouts: 1, 7 times

Assists: 3, Bowling Green, Mar 01, 2024

Runners CS: 1, Ole Miss, Mar 22, 2024

Reese Chapman

Year	avg	gp-gs	ab	r	h	2b	3b	hr	rbi	tb	slg%	bb	hbp	so	gdp	ob%	sf	sh	sb-att	po	a	e	fld%
2023	.263	15-2	19	7	5	0	0	2	7	11	.579	3	2	3	1	.417	0	0	1-1	4	0	0	1.000
2024	.318	43-26	85	21	27	5	0	6	30	50	.588	16	7	28	3	.450	3	0	2-2	31	0	0	1.000
TOTAL	.308	58-28	104	28	32	5	0	8	37	61	.587	19	9	31	4	.444	3	0	3-3	35	0	0	1.000

SINGLE-GAME HIGHS [all-time ranking]:

Hits: 4 [t-4th], Tennessee Tech, Mar 26, 2024

Doubles: 2 [t-2nd], Illinois, Mar 09, 2024

Home runs: 2 [t-5th], Bellarmine, Apr 16, 2024

Total bases: 8, Bellarmine, Apr 16, 2024; Illinois, Mar 09, 2024; Tennessee Tech, Mar 26, 2024

RBI: 6 [t-8th], Illinois, Mar 09, 2024

Runs scored: 3, at Auburn, Apr 07, 2024; Bellarmine, Apr 16, 2024; Bellarmine, Apr 25, 2023

Walks: 2, at Auburn, Apr 07, 2024; vs Oklahoma, Feb 17, 2024; Ole Miss, Mar 22, 2024

Hit by pitch: 1, 9 times

Struck out: 3, at Florida, May 03, 2024

Sac flies: 1 [t-5th], Xavier, Mar 19, 2024; Georgia, Mar 31, 2024; at Florida, May 03, 2024

At bats: 4, 5 times

Stolen bases: 1, Lipscomb, Apr 30, 2024; Gonzaga, Mar 04, 2023; Tennessee Tech, Mar 26, 2024

Field chances: 6, at Florida, May 03, 2024

Putouts: 6, at Florida, May 03, 2024



2024 Tennessee Baseball Individual Career History



Aaron Combs

Year	avg	gp-gs	ab	r	h	2b	3b	hr	rbi	tb	slg%	bb	hbp	so	gdp	ob%	sf	sh	sb-att	po	a	e	fld%
2023	.000	0-0	0	0	0	0	0	0	0	0	.000	0	0	0	0	.000	0	0	0-0	0	2	0	1.000
2024	.000	0-0	0	0	0	0	0	0	0	0	.000	0	0	0	0	.000	0	0	0-0	1	10	2	.846
TOTAL	.000	0-0	0	0	0	0	0	0	0	0	.000	0	0	0	0	.000	0	0	0-0	1	12	2	.867

Year	era	w-l	app	gs	cg	sho	sv	ip	h	r	er	bb	so	2b	3b	hr	bf	bavg	wp	hbp	bk	sfa	sha
2023	3.00	4-0	26	0	0	0/6	0	21.0	14	7	7	7	39	4	0	3	90	.187	2	7	0	1	0
2024	2.86	2-1	19	2	0	0/0	5	34.2	24	13	11	17	47	7	0	2	146	.188	0	0	0	1	0
TOTAL	2.91	6-1	45	2	0	0/6	5	55.2	38	20	18	24	86	11	0	5	236	.187	2	7	0	2	0

SINGLE-GAME HIGHS [all-time ranking]:

Innings pitched: 4.2, at Kentucky, Apr 20, 2024

Walks allowed: 3, at Auburn, Apr 05, 2024; vs Oklahoma, Feb 17, 2024; at Vanderbilt, May 11, 2024

Strikeouts: 7, at Kentucky, Apr 20, 2024

Batters faced: 18, at Auburn, Apr 05, 2024

Field chances: 2, UAlbany, Feb 24, 2024; at Vanderbilt, May 11, 2024

Putouts: 1, South Carolina, May 18, 2024

Assists: 2, UAlbany, Feb 24, 2024; at Vanderbilt, May 11, 2024

Runners CS: 1, vs Mississippi State, May 24, 2024

Kirby Connell

Year	avg	gp-gs	ab	r	h	2b	3b	hr	rbi	tb	slg%	bb	hbp	so	gdp	ob%	sf	sh	sb-att	po	a	e	fld%
2020	.000	0-0	0	0	0	0	0	0	0	0	.000	0	0	0	0	.000	0	0	0-0	0	1	0	1.000
2021	.000	0-0	0	0	0	0	0	0	0	0	.000	0	0	0	0	.000	0	0	0-0	3	4	0	1.000
2022	.000	0-0	0	0	0	0	0	0	0	0	.000	0	0	0	0	.000	0	0	0-0	5	9	0	1.000
2023	.000	0-0	0	0	0	0	0	0	0	0	.000	0	0	0	0	.000	0	0	0-0	2	3	0	1.000
2024	.000	0-0	0	0	0	0	0	0	0	0	.000	0	0	0	0	.000	0	0	0-0	2	7	1	.900
TOTAL	.000	0-0	0	0	0	0	0	0	0	0	.000	0	0	0	0	.000	0	0	0-0	12	24	1	.973

Year	era	w-l	app	gs	cg	sho	sv	ip	h	r	er	bb	so	2b	3b	hr	bf	bavg	wp	hbp	bk	sfa	sha
2020	6.35	0-0	4	0	0	0/0	0	5.2	5	4	4	1	7	1	0	1	23	.238	1	1	0	0	0
2021	3.00	1-1	26	0	0	0/1	2	42.0	44	19	14	3	39	8	0	5	175	.265	0	2	0	2	2
2022	1.66	4-0	30	0	0	0/2	0	38.0	27	11	7	6	36	2	0	2	146	.199	0	2	0	0	1
2023	3.52	1-0	33	0	0	0/3	0	15.1	11	7	6	4	17	3	0	2	62	.193	0	0	0	0	1
2024	3.96	4-0	26	0	0	0/1	4	38.2	37	17	17	10	37	6	0	7	163	.250	2	4	0	1	0
TOTAL	3.09	10-1	119	0	0	0/7	6	139.2	124	58	48	24	136	20	0	17	569	.235	3	9	0	3	4

SINGLE-GAME HIGHS [all-time ranking]:

Innings pitched: 5.0, Georgia, Mar 30, 2024

Walks allowed: 3, Georgia, Mar 30, 2024

Strikeouts: 5, Florida, Apr 10, 2021; at Alabama, Apr 4, 2021; Georgia, May 14, 2022

Batters faced: 25, Georgia, Mar 30, 2024

Field chances: 3, Missouri, Apr 26, 2024

Putouts: 2, at Kentucky, May 06, 2022

Assists: 2, Missouri, Apr 26, 2024; at Campbell, Jun 04, 2022; vs Baylor, Mar 05, 2022

Runners CS: 1, 4 times



2024 Tennessee Baseball Individual Career History



Dean Curley

Year	avg	gp-gs	ab	r	h	2b	3b	hr	rbi	tb	slg%	bb	hbp	so	gdp	ob%	sf	sh	sb-att	po	a	e	fld%
2024	.277	55-54	177	43	49	8	1	9	38	86	.486	28	7	40	4	.393	2	1	9-9	54	119	11	.940
TOTAL	.277	55-54	177	43	49	8	1	9	38	86	.486	28	7	40	4	.393	2	1	9-9	54	119	11	.940

SINGLE-GAME HIGHS [all-time ranking]:

Hits: 3, at Auburn, Apr 06, 2024; Kansas State, Mar 05, 2024; Ole Miss, Mar 24, 2024

Doubles: 2 [t-2nd], at Auburn, Apr 06, 2024

Triples: 1 [t-1st], ETSU, Feb 21, 2024

Home runs: 3 [t-1st], Kansas State, Mar 05, 2024

Total bases: 12 [t-3rd], Kansas State, Mar 05, 2024

RBI: 9 [t-1st], Kansas State, Mar 05, 2024

Runs scored: 3, 5 times

Walks: 2, Missouri, Apr 25, 2024

Hit by pitch: 1, 7 times

Struck out: 3, Southern Indiana, Mar 06, 2024; at Vanderbilt, May 12, 2024

Sac flies: 1 [t-5th], Bowling Green, Mar 01, 2024; Illinois, Mar 10, 2024

Sac bunts: 1 [t-8th], vs Vanderbilt, May 25, 2024

At bats: 5, at Kentucky, Apr 20, 2024; Kansas State, Mar 05, 2024; vs Mississippi State, May 24, 2024

Stolen bases: 2 [t-9th], Georgia, Mar 30, 2024

Field chances: 9, Illinois, Mar 10, 2024

Putouts: 3, 4 times

Assists: 6 [t-10th], Kansas State, Mar 05, 2024; Illinois, Mar 10, 2024

Matthew Dallas

Year	avg	gp-gs	ab	r	h	2b	3b	hr	rbi	tb	slg%	bb	hbp	so	gdp	ob%	sf	sh	sb-att	po	a	e	fld%
2024	.000	0-0	0	0	0	0	0	0	0	0	.000	0	0	0	0	.000	0	0	0-0	1	2	0	1.000
TOTAL	.000	0-0	0	0	0	0	0	0	0	0	.000	0	0	0	0	.000	0	0	0-0	1	2	0	1.000

Year	era	w-l	app	gs	cg	sho	sv	ip	h	r	er	bb	so	2b	3b	hr	bf	bavg	wp	hbp	bk	sfa	sha
2024	4.76	1-0	15	2	0	0/2	0	17.0	11	9	9	10	22	5	0	2	76	.180	0	4	0	1	0
TOTAL	4.76	1-0	15	2	0	0/2	0	17.0	11	9	9	10	22	5	0	2	76	.180	0	4	0	1	0

SINGLE-GAME HIGHS [all-time ranking]:

Innings pitched: 3.0, ETSU, Feb 21, 2024

Walks allowed: 5 [t-2nd], High Point, Feb 27, 2024

Strikeouts: 4, Lipscomb, Apr 30, 2024

Batters faced: 14, High Point, Feb 27, 2024

Field chances: 1, Western Carolina, Apr 23, 2024; ETSU, Feb 21, 2024; Xavier, Mar 19, 2024

Putouts: 1, Western Carolina, Apr 23, 2024

Assists: 1, ETSU, Feb 21, 2024; Xavier, Mar 19, 2024



2024 Tennessee Baseball Individual Career History



Dylan Dreiling

Year	avg	gp-gs	ab	r	h	2b	3b	hr	rbi	tb	slg%	bb	hbp	so	gdp	ob%	sf	sh	sb-att	po	a	e	fld%
2023	.295	50-24	95	20	28	6	2	7	20	59	.621	24	0	20	0	.433	1	0	1-1	10	1	1	.917
2024	.317	59-58	199	57	63	16	2	17	60	134	.673	42	2	52	0	.439	1	0	2-3	83	2	2	.977
TOTAL	.310	109-82	294	77	91	22	4	24	80	193	.656	66	2	72	0	.437	2	0	3-4	93	3	3	.970

SINGLE-GAME HIGHS [all-time ranking]:

Hits: 3, 5 times

Doubles: 2 [t-2nd], at Arkansas, Apr 15, 2023; Georgia, Mar 31, 2024

Triples: 1 [t-1st], 4 times

Home runs: 2 [t-5th], at Auburn, Apr 06, 2024; at Kentucky, Apr 20, 2024; Georgia, Mar 30, 2024

Total bases: 10 [t-8th], at Kentucky, Apr 20, 2024

RBI: 7 [t-4th], Georgia, Mar 30, 2024

Runs scored: 3, at Kentucky, Apr 20, 2024; Bowling Green, Mar 03, 2024; Georgia, Mar 30, 2024

Walks: 2, 9 times

Hit by pitch: 1, UAlbany, Feb 23, 2024; vs Mississippi State, May 24, 2024

Struck out: 3, UNC Asheville, Feb 20, 2024

Sac flies: 1 [t-5th], Bellarmine, Apr 25, 2023; vs Texas A&M, May 23, 2024

At bats: 6 [t-5th], at LSU, Apr 01, 2023

Stolen bases: 1, Mississippi State, Apr 29, 2023; Georgia, Mar 31, 2024; at Florida, May 03, 2024

Caught stealing: 1 [t-1st], UAlbany, Feb 23, 2024

Field chances: 5, at Alabama, Mar 17, 2024

Putouts: 5, at Alabama, Mar 17, 2024

Assists: 1, Tennessee Tech, Apr 18, 2023; Georgia, Mar 31, 2024; Queens, May 07, 2024

Hunter Ensley

Year	avg	gp-gs	ab	r	h	2b	3b	hr	rbi	tb	slg%	bb	hbp	so	gdp	ob%	sf	sh	sb-att	po	a	e	fld%
2021	.000	1-0	1	0	0	0	0	0	0	0	.000	0	0	0	0	.000	0	0	0-0	0	0	0	.000
2022	.188	13-0	16	5	3	2	0	0	0	5	.313	4	0	8	1	.350	0	0	0-0	0	0	0	.000
2023	.280	59-50	193	37	54	7	0	7	31	82	.425	24	12	43	4	.391	1	2	6-8	116	1	0	1.000
2024	.275	56-48	167	34	46	12	0	8	37	82	.491	22	7	37	4	.381	1	1	4-6	112	3	2	.983
TOTAL	.273	129-98	377	76	103	21	0	15	68	169	.448	50	19	88	9	.384	2	3	10-14	228	4	2	.991

SINGLE-GAME HIGHS [all-time ranking]:

Hits: 4 [t-4th], at South Carolina, May 19, 2023; vs LSU, May 26, 2024

Doubles: 2 [t-2nd], at Florida, May 04, 2024

Home runs: 2 [t-5th], Vanderbilt, Apr 23, 2023

Total bases: 9, Vanderbilt, Apr 23, 2023

RBI: 7 [t-4th], at Florida, May 04, 2024

Runs scored: 3, at LSU, Apr 01, 2023

Walks: 3 [t-4th], South Carolina, May 16, 2024

Hit by pitch: 3 [1st], at Georgia, May 05, 2023

Struck out: 4 [t-1st], at Clemson, Jun 03, 2023

Sac flies: 1 [t-5th], UNC Asheville, Feb 20, 2024; vs Stanford, Jun 19, 2023

Sac bunts: 1 [t-8th], Missouri, Apr 25, 2024; Southern Miss, Jun 12, 2023; Texas A&M, Mar 26, 2023

At bats: 7 [t-1st], at Clemson, Jun 03, 2023

Stolen bases: 2 [t-9th], Charleston Southern, Mar 01, 2023; Austin Peay, May 09, 2023

Caught stealing: 1 [t-1st], 4 times

Field chances: 6, at Southern Miss, Jun 11, 2023; at Alabama, Mar 17, 2024; at Georgia, May 06, 2023

Putouts: 6, at Southern Miss, Jun 11, 2023; at Alabama, Mar 17, 2024; at Georgia, May 06, 2023

Assists: 1, 4 times



2024 Tennessee Baseball Individual Career History



JJ Garcia

Year	avg	gp-gs	ab	r	h	2b	3b	hr	rbi	tb	slg%	bb	hbp	so	gdp	ob%	sf	sh	sb-att	po	a	e	fld%
2023	.000	0-0	0	0	0	0	0	0	0	0	.000	0	0	0	0	.000	0	0	0-0	0	1	1	.500
TOTAL	.000	0-0	0	0	0	0	0	0	0	0	.000	0	0	0	0	.000	0	0	0-0	0	1	1	.500

Year	era	w-l	app	gs	cg	sho	sv	ip	h	r	er	bb	so	2b	3b	hr	bf	bavg	wp	hbp	bk	sfa	sha
2023	5.79	0-0	4	0	0	0/0	0	4.2	8	4	3	1	7	2	1	1	22	.381	0	0	0	0	0
2024	4.35	3-0	10	0	0	0/2	0	10.1	8	5	5	2	17	2	0	3	41	.205	0	0	0	0	0
TOTAL	4.80	3-0	14	0	0	0/2	0	15.0	16	9	8	3	24	4	1	4	63	.267	0	0	0	0	0

SINGLE-GAME HIGHS [all-time ranking]:

Innings pitched: 2.0, Alabama A&M, Feb 22, 2023

Walks allowed: 1, Morehead State, Mar 10, 2023; Belmont, May 14, 2024; vs Vanderbilt, May 22, 2024

Strikeouts: 3, Western Carolina, Apr 23, 2024; Alabama A&M, Feb 22, 2023

Batters faced: 7, Alabama A&M, Feb 22, 2023; UAlbany, Feb 24, 2024

Field chances: 1, Alabama A&M, Feb 22, 2023; Morehead State, Mar 10, 2023

Assists: 1, Alabama A&M, Feb 22, 2023

Hunter High

Year	avg	gp-gs	ab	r	h	2b	3b	hr	rbi	tb	slg%	bb	hbp	so	gdp	ob%	sf	sh	sb-att	po	a	e	fld%
2024	.385	11-0	13	6	5	3	0	0	1	8	.615	1	0	3	0	.429	0	0	0-0	1	0	0	1.000
TOTAL	.385	11-0	13	6	5	3	0	0	1	8	.615	1	0	3	0	.429	0	0	0-0	1	0	0	1.000

SINGLE-GAME HIGHS [all-time ranking]:

Hits: 2, Illinois, Mar 09, 2024

Doubles: 2 [t-2nd], Illinois, Mar 09, 2024

Total bases: 4, Illinois, Mar 09, 2024

RBI: 1, Illinois, Mar 09, 2024

Runs scored: 2, Bellarmine, Apr 16, 2024; Illinois, Mar 09, 2024

Walks: 1, Alabama A&M, Apr 09, 2024

Struck out: 1, Alabama A&M, Apr 09, 2024; ETSU, Feb 21, 2024; Bowling Green, Mar 03, 2024

At bats: 2, 4 times

Field chances: 1, Bellarmine, Apr 16, 2024

Putouts: 1, Bellarmine, Apr 16, 2024



2024 Tennessee Baseball Individual Career History



Austin Hunley

Year	avg	gp-gs	ab	r	h	2b	3b	hr	rbi	tb	slg%	bb	hbp	so	gdp	ob%	sf	sh	sb-att	po	a	e	fld%
2024	.000	0-0	0	0	0	0	0	0	0	0	.000	0	0	0	0	.000	0	0	0-0	1	0	0	1.000
TOTAL	.000	0-0	0	0	0	0	0	0	0	0	.000	0	0	0	0	.000	0	0	0-0	1	0	0	1.000

Year	era	w-l	app	gs	cg	sho	sv	ip	h	r	er	bb	so	2b	3b	hr	bf	bavg	wp	hbp	bk	sfa	sha
2024	6.23	1-0	8	0	0	0/1	0	8.2	12	7	6	1	5	2	1	1	39	.324	0	1	0	0	0
TOTAL	6.23	1-0	8	0	0	0/1	0	8.2	12	7	6	1	5	2	1	1	39	.324	0	1	0	0	0

SINGLE-GAME HIGHS [all-time ranking]:

Innings pitched: 3.1, UNC Asheville, Feb 20, 2024

Walks allowed: 1, Bowling Green, Mar 03, 2024

Strikeouts: 2, UNC Asheville, Feb 20, 2024; Illinois, Mar 09, 2024

Batters faced: 13, UNC Asheville, Feb 20, 2024

Field chances: 1, Illinois, Mar 09, 2024

Putouts: 1, Illinois, Mar 09, 2024

Bradke Lohry

Year	avg	gp-gs	ab	r	h	2b	3b	hr	rbi	tb	slg%	bb	hbp	so	gdp	ob%	sf	sh	sb-att	po	a	e	fld%
2024	.240	25-5	25	14	6	2	0	0	8	8	.320	10	1	12	0	.459	1	0	0-0	4	7	1	.917
TOTAL	.240	25-5	25	14	6	2	0	0	8	8	.320	10	1	12	0	.459	1	0	0-0	4	7	1	.917

SINGLE-GAME HIGHS [all-time ranking]:

Hits: 2, Bellarmine, Apr 16, 2024

Doubles: 1, at Auburn, Apr 07, 2024; Bellarmine, Apr 16, 2024

Total bases: 3, Bellarmine, Apr 16, 2024

RBI: 2, Alabama A&M, Apr 09, 2024; Bellarmine, Apr 16, 2024; Illinois, Mar 09, 2024

Runs scored: 3, Alabama A&M, Apr 09, 2024

Walks: 2, Alabama A&M, Apr 09, 2024; vs Baylor, Feb 18, 2024

Hit by pitch: 1, Alabama A&M, Apr 09, 2024

Struck out: 2, vs Oklahoma, Feb 17, 2024

Sac flies: 1 [t-5th], vs Texas Tech, Feb 16, 2024

At bats: 3, vs Oklahoma, Feb 17, 2024; Illinois, Mar 09, 2024

Field chances: 2, 4 times

Putouts: 2, vs Texas Tech, Feb 16, 2024; vs Baylor, Feb 18, 2024

Assists: 2, UAlbany, Feb 25, 2024



2024 Tennessee Baseball Individual Career History



Dylan Loy

Year	avg	gp-gs	ab	r	h	2b	3b	hr	rbi	tb	slg%	bb	hbp	so	gdp	ob%	sf	sh	sb-att	po	a	e	fld%
2024	.000	0-0	0	0	0	0	0	0	0	0	.000	0	0	0	0	.000	0	0	0-0	0	3	0	1.000
TOTAL	.000	0-0	0	0	0	0	0	0	0	0	.000	0	0	0	0	.000	0	0	0-0	0	3	0	1.000

Year	era	w-l	app	gs	cg	sho	sv	ip	h	r	er	bb	so	2b	3b	hr	bf	bavg	wp	hbp	bk	sfa	sha
2024	2.28	2-0	17	5	0	0/2	0	27.2	17	7	7	10	33	4	0	1	107	.177	3	1	0	0	0
TOTAL	2.28	2-0	17	5	0	0/2	0	27.2	17	7	7	10	33	4	0	1	107	.177	3	1	0	0	0

SINGLE-GAME HIGHS [all-time ranking]:

Innings pitched: 4.2, vs LSU, May 26, 2024

Walks allowed: 2, 4 times

Strikeouts: 5, Queens, May 07, 2024; vs LSU, May 26, 2024

Batters faced: 18, vs LSU, May 26, 2024

Field chances: 1, Lipscomb, Apr 30, 2024; ETSU, Feb 21, 2024; Xavier, Mar 19, 2024

Assists: 1, Lipscomb, Apr 30, 2024; ETSU, Feb 21, 2024; Xavier, Mar 19, 2024

Runners CS: 1, Lipscomb, Apr 30, 2024

Christian Moore

Year	avg	gp-gs	ab	r	h	2b	3b	hr	rbi	tb	slg%	bb	hbp	so	gdp	ob%	sf	sh	sb-att	po	a	e	fld%
2022	.305	51-29	118	30	36	3	2	10	36	73	.619	27	3	38	1	.443	1	0	1-1	7	12	0	1.000
2023	.304	63-61	214	66	65	13	0	17	50	129	.603	50	7	67	2	.444	4	0	16-18	65	126	8	.960
2024	.382	60-60	246	67	94	16	0	28	63	194	.789	26	3	40	4	.447	0	0	3-7	73	126	8	.961
TOTAL	.337	174-150	578	163	195	32	2	55	149	396	.685	103	13	145	7	.445	5	0	20-26	145	264	16	.962

SINGLE-GAME HIGHS [all-time ranking]:

Hits: 4 [t-4th], at Kentucky, Apr 20, 2024; at Kentucky, Apr 21, 2024; at Alabama, Mar 16, 2024

Doubles: 2 [t-2nd], vs Baylor, Feb 18, 2024; UAlbany, Feb 23, 2024; vs Vanderbilt, May 25, 2024

Triples: 1 [t-1st], Rhode Island, Mar 11, 2022; Western Carolina, Mar 30, 2022

Home runs: 3 [t-1st], at Kentucky, Apr 21, 2024

Total bases: 14 [1st], at Kentucky, Apr 21, 2024

RBI: 6 [t-8th], at Auburn, Apr 06, 2024; at Kentucky, Apr 21, 2024

Runs scored: 4 [t-2nd], at Kentucky, Apr 21, 2024; Gonzaga, Mar 05, 2023

Walks: 3 [t-4th], 5 times

Hit by pitch: 1, 13 times

Struck out: 4 [t-1st], Florida, Apr 06, 2023

Sac flies: 1 [t-5th], 6 times

At bats: 6 [t-5th], at Kentucky, Apr 20, 2024; at Georgia, May 05, 2023

Stolen bases: 3 [t-2nd], Gonzaga, Mar 05, 2023

Caught stealing: 1 [t-1st], 6 times

Field chances: 9, LSU, Apr 13, 2024

Putouts: 4, LSU, Apr 13, 2024; at Georgia, May 07, 2023

Assists: 5, 9 times



2024 Tennessee Baseball Individual Career History



Ethan Payne

Year	avg	gp-gs	ab	r	h	2b	3b	hr	rbi	tb	slg%	bb	hbp	so	gdp	ob%	sf	sh	sb-att	po	a	e	fld%
2021	.182	13-0	11	5	2	0	0	0	0	2	.182	2	0	5	0	.308	0	0	0-0	7	2	0	1.000
2022	.286	18-0	14	7	4	2	0	1	3	9	.643	4	2	8	0	.500	0	0	0-0	11	2	0	1.000
2023	.333	14-2	12	4	4	2	0	0	3	6	.500	2	1	7	0	.467	0	2	0-0	11	1	0	1.000
2024	.278	22-2	18	7	5	0	0	0	2	5	.278	4	1	5	0	.435	0	1	0-0	12	5	1	.944
TOTAL	.273	67-4	55	23	15	4	0	1	8	22	.400	12	4	25	0	.437	0	3	0-0	41	10	1	.981

SINGLE-GAME HIGHS [all-time ranking]:

Hits: 2, Bowling Green, Mar 03, 2024

Doubles: 1, 4 times

Home runs: 1, Alabama A&M, May 03, 2022

Total bases: 4, Alabama A&M, May 03, 2022

RBI: 2, Alabama A&M, Feb 22, 2023; Alabama A&M, May 03, 2022

Runs scored: 3, Illinois, Mar 09, 2024

Walks: 1, 12 times

Hit by pitch: 1, 4 times

Struck out: 2, Arkansas-Pine Bluff, Feb 23, 2021; Western Carolina, Mar 21, 2023; Butler, Mar 22, 2022

Sac bunts: 2 [t-1st], at Clemson, Jun 03, 2023

At bats: 3, Bellarmine, Apr 25, 2023; Arkansas-Pine Bluff, Feb 23, 2021; UNC Asheville, Feb 23, 2022

Field chances: 5, Arkansas-Pine Bluff, Feb 24, 2021; Tennessee Tech, Mar 26, 2024; Belmont, May 17, 2022

Putouts: 4, Arkansas-Pine Bluff, Feb 24, 2021; at Clemson, Jun 03, 2023; Belmont, May 17, 2022

Assists: 1, 10 times

Luke Payne

Year	avg	gp-gs	ab	r	h	2b	3b	hr	rbi	tb	slg%	bb	hbp	so	gdp	ob%	sf	sh	sb-att	po	a	e	fld%
Year	era	w-l	app	gs	cg	sho	sv	ip	h	r	er	bb	so	2b	3b	hr	bf	bavg	wp	hbp	bk	sfa	sha
2024	4.91	0-0	4	0	0	0/0	0	3.2	2	2	2	3	9	1	0	1	16	.167	3	0	0	1	0
TOTAL	4.91	0-0	4	0	0	0/0	0	3.2	2	2	2	3	9	1	0	1	16	.167	3	0	0	1	0

SINGLE-GAME HIGHS [all-time ranking]:

Innings pitched: 1.0, Alabama A&M, Apr 09, 2024; UAlbany, Feb 24, 2024; Eastern Kentucky, Mar 12, 2024

Walks allowed: 2, UAlbany, Feb 24, 2024

Strikeouts: 3, Alabama A&M, Apr 09, 2024

Batters faced: 6, UAlbany, Feb 24, 2024



2024 Tennessee Baseball Individual Career History



Cannon Peebles

Year	avg	gp-gs	ab	r	h	2b	3b	hr	rbi	tb	slg%	bb	hbp	so	gdp	ob%	sf	sh	sb-att	po	a	e	fld%
2023*	.352	46-39	142	30	50	11	1	12	50	99	.697	27	1	29	3	.456	1	1	0-0	77	7	0	1.000
2024	.227	48-28	110	28	25	7	0	2	24	38	.345	25	2	31	2	.369	4	0	2-4	200	8	0	1.000
TOTAL	.227	48-28	110	28	25	7	0	2	24	38	.345	25	2	31	2	.369	4	0	2-4	200	8	0	1.000
All*	.298	94-67	252	58	75	18	1	14	74	137	.544	52	3	60	5	.417	5	1	2-4	277	15	0	1.000

* Statistics from prior team/school

SINGLE-GAME HIGHS [all-time ranking]:

Hits: 3, Bowling Green, Mar 03, 2024

Doubles: 1, 7 times

Home runs: 1, Missouri, Apr 25, 2024; at Vanderbilt, May 10, 2024

Total bases: 4, Missouri, Apr 25, 2024; Bowling Green, Mar 03, 2024; at Vanderbilt, May 10, 2024

RBI: 3, UAlbany, Feb 24, 2024; Xavier, Mar 19, 2024

Runs scored: 3, Kansas State, Mar 05, 2024

Walks: 2, 4 times

Hit by pitch: 1, Alabama A&M, Apr 09, 2024; South Carolina, May 17, 2024

Struck out: 3, Ole Miss, Mar 22, 2024; vs LSU, May 26, 2024

Sac flies: 1 [t-5th], 4 times

At bats: 5, vs Texas Tech, Feb 16, 2024; at Alabama, Mar 15, 2024

Stolen bases: 1, Eastern Kentucky, Mar 12, 2024; at Alabama, Mar 15, 2024

Caught stealing: 1 [t-1st], Alabama A&M, Apr 09, 2024; High Point, Feb 27, 2024

Field chances: 17 [t-6th], vs Texas Tech, Feb 16, 2024

Putouts: 16 [t-7th], vs Texas Tech, Feb 16, 2024

Assists: 2, Illinois, Mar 09, 2024

Runners CS: 1, 4 times

Alex Perry

Year	avg	gp-gs	ab	r	h	2b	3b	hr	rbi	tb	slg%	bb	hbp	so	gdp	ob%	sf	sh	sb-att	po	a	e	fld%
2024	.286	7-1	7	2	2	0	0	0	3	2	.286	3	0	2	0	.500	0	0	1-1	2	5	0	1.000
TOTAL	.286	7-1	7	2	2	0	0	0	3	2	.286	3	0	2	0	.500	0	0	1-1	2	5	0	1.000

SINGLE-GAME HIGHS [all-time ranking]:

Hits: 2, Bellarmine, Apr 16, 2024

Total bases: 2, Bellarmine, Apr 16, 2024

RBI: 2, Bellarmine, Apr 16, 2024

Runs scored: 1, Bellarmine, Apr 16, 2024; UAlbany, Feb 24, 2024

Walks: 1, ETSU, Feb 21, 2024; UAlbany, Feb 24, 2024; UAlbany, Feb 25, 2024

Struck out: 1, UAlbany, Feb 24, 2024; High Point, Feb 27, 2024

At bats: 3, High Point, Feb 27, 2024

Stolen bases: 1, Bellarmine, Apr 16, 2024

Field chances: 4, High Point, Feb 27, 2024

Putouts: 2, High Point, Feb 27, 2024

Assists: 2, High Point, Feb 27, 2024



2024 Tennessee Baseball Individual Career History



Marcus Phillips

Year	avg	gp-gs	ab	r	h	2b	3b	hr	rbi	tb	slg%	bb	hbp	so	gdp	ob%	sf	sh	sb-att	po	a	e	fld%
2024	.000	0-0	0	0	0	0	0	0	0	0	.000	0	0	0	0	.000	0	0	0-0	3	4	0	1.000
TOTAL	.000	0-0	0	0	0	0	0	0	0	0	.000	0	0	0	0	.000	0	0	0-0	3	4	0	1.000

Year	era	w-l	app	gs	cg	sho	sv	ip	h	r	er	bb	so	2b	3b	hr	bf	bavg	wp	hbp	bk	sfa	sha
2024	4.42	0-0	16	2	0	0/2	3	18.1	14	11	9	13	21	3	1	2	84	.212	5	2	0	2	1
TOTAL	4.42	0-0	16	2	0	0/2	3	18.1	14	11	9	13	21	3	1	2	84	.212	5	2	0	2	1

SINGLE-GAME HIGHS [all-time ranking]:

Innings pitched: 3.0, vs Vanderbilt, May 25, 2024

Walks allowed: 3, Queens, May 07, 2024

Strikeouts: 3, Lipscomb, Apr 30, 2024; Bowling Green, Mar 03, 2024; vs Vanderbilt, May 25, 2024

Batters faced: 15, vs Vanderbilt, May 25, 2024

Field chances: 3, Western Carolina, Apr 23, 2024

Putouts: 2, Western Carolina, Apr 23, 2024

Assists: 1, 4 times

Brady Robertson

Year	avg	gp-gs	ab	r	h	2b	3b	hr	rbi	tb	slg%	bb	hbp	so	gdp	ob%	sf	sh	sb-att	po	a	e	fld%
Year	era	w-l	app	gs	cg	sho	sv	ip	h	r	er	bb	so	2b	3b	hr	bf	bavg	wp	hbp	bk	sfa	sha
2024	2.70	0-0	5	0	0	0/0	0	3.1	2	2	1	1	4	0	0	0	14	.182	0	1	0	0	1
TOTAL	2.70	0-0	5	0	0	0/0	0	3.1	2	2	1	1	4	0	0	0	14	.182	0	1	0	0	1

SINGLE-GAME HIGHS [all-time ranking]:

Innings pitched: 1.0, Alabama A&M, Apr 09, 2024; Bellarmine, Apr 16, 2024

Walks allowed: 1, Xavier, Mar 19, 2024

Strikeouts: 2, Alabama A&M, Apr 09, 2024

Batters faced: 4, Xavier, Mar 19, 2024



2024 Tennessee Baseball Individual Career History



AJ Russell

Year	avg	gp-gs	ab	r	h	2b	3b	hr	rbi	tb	slg%	bb	hbp	so	gdp	ob%	sf	sh	sb-att	po	a	e	fld%
2023	.000	0-0	0	0	0	0	0	0	0	0	.000	0	0	0	0	.000	0	0	0-0	0	2	0	1.000
TOTAL	.000	0-0	0	0	0	0	0	0	0	0	.000	0	0	0	0	.000	0	0	0-0	0	2	0	1.000

Year	era	w-l	app	gs	cg	sho	sv	ip	h	r	er	bb	so	2b	3b	hr	bf	bavg	wp	hbp	bk	sfa	sha
2023	0.89	2-0	24	1	0	0/4	0	30.1	9	4	3	7	47	3	0	1	105	.095	0	0	0	1	1
2024	5.02	0-1	6	4	0	0/0	0	14.1	12	8	8	8	21	1	0	1	62	.231	0	1	1	0	1
TOTAL	2.22	2-1	30	5	0	0/4	0	44.2	21	12	11	15	68	4	0	2	167	.143	0	1	1	1	2

SINGLE-GAME HIGHS [all-time ranking]:

Innings pitched: 4.1, vs Texas Tech, Feb 16, 2024

Walks allowed: 6 [1st], Ole Miss, Mar 23, 2024

Strikeouts: 10, vs Texas Tech, Feb 16, 2024

Batters faced: 17, Ole Miss, Mar 23, 2024

Field chances: 1, Wofford, May 02, 2023; vs Texas A&M, May 23, 2023

Assists: 1, Wofford, May 02, 2023; vs Texas A&M, May 23, 2023

Runners CS: 1, at Georgia, May 07, 2023; vs Texas A&M, May 23, 2023

Derek Schaefer

Year	avg	gp-gs	ab	r	h	2b	3b	hr	rbi	tb	slg%	bb	hbp	so	gdp	ob%	sf	sh	sb-att	po	a	e	fld%
Year	era	w-l	app	gs	cg	sho	sv	ip	h	r	er	bb	so	2b	3b	hr	bf	bavg	wp	hbp	bk	sfa	sha
2024	9.35	2-0	10	2	0	0/2	0	8.2	10	9	9	8	10	3	0	1	43	.294	0	0	0	1	0
TOTAL	9.35	2-0	10	2	0	0/2	0	8.2	10	9	9	8	10	3	0	1	43	.294	0	0	0	1	0

SINGLE-GAME HIGHS [all-time ranking]:

Innings pitched: 3.0, UNC Asheville, Feb 20, 2024

Walks allowed: 2, Bowling Green, Mar 03, 2024

Strikeouts: 3, UNC Asheville, Feb 20, 2024; Georgia, Mar 29, 2024

Batters faced: 11, UNC Asheville, Feb 20, 2024



2024 Tennessee Baseball Individual Career History



Zander Sechrist

Year	avg	gp-gs	ab	r	h	2b	3b	hr	rbi	tb	slg%	bb	hbp	so	gdp	ob%	sf	sh	sb-att	po	a	e	fld%
2021	.000	0-0	0	0	0	0	0	0	0	0	.000	0	0	0	0	.000	0	0	0-0	0	1	0	1.000
2022	.000	0-0	0	0	0	0	0	0	0	0	.000	0	0	0	0	.000	0	0	0-0	0	3	0	1.000
2023	.000	0-0	0	0	0	0	0	0	0	0	.000	0	0	0	0	.000	0	0	0-0	1	1	0	1.000
2024	.000	0-0	0	0	0	0	0	0	0	0	.000	0	0	0	0	.000	0	0	0-0	1	10	0	1.000
TOTAL	.000	0-0	0	0	0	0	0	0	0	0	.000	0	0	0	0	.000	0	0	0-0	2	15	0	1.000

Year	era	w-l	app	gs	cg	sho	sv	ip	h	r	er	bb	so	2b	3b	hr	bf	bavg	wp	hbp	bk	sfa	sha
2021	2.89	2-0	8	0	0	0/1	0	9.1	8	4	3	1	11	0	0	1	35	.242	0	0	0	1	0
2022	1.67	4-0	17	11	0	0/1	0	43.0	27	8	8	7	46	8	0	4	159	.181	0	2	0	0	1
2023	2.05	0-1	23	12	0	0/4	0	30.2	27	7	7	5	32	7	0	3	121	.237	0	1	0	1	0
2024	3.90	3-1	16	15	0	0/2	0	55.1	55	24	24	11	57	3	0	10	221	.262	0	0	0	0	0
TOTAL	2.73	9-2	64	38	0	0/8	0	138.1	117	43	42	24	146	18	0	18	536	.231	0	3	0	2	1

SINGLE-GAME HIGHS [all-time ranking]:

Innings pitched: 6.0, Georgia, Mar 31, 2024; South Carolina, May 18, 2024; vs Vanderbilt, May 25, 2024

Walks allowed: 3, Missouri, Apr 27, 2024

Strikeouts: 10, Southern Indiana, Mar 06, 2024

Batters faced: 23, LSU, Apr 14, 2024; Georgia, Mar 31, 2024; vs Vanderbilt, May 25, 2024

Field chances: 3, LSU, Apr 14, 2024

Putouts: 1, Boston College, Mar 07, 2023; Georgia, Mar 31, 2024

Assists: 3, LSU, Apr 14, 2024

Runners CS: 1, 12 times

Nate Snead

Year	avg	gp-gs	ab	r	h	2b	3b	hr	rbi	tb	slg%	bb	hbp	so	gdp	ob%	sf	sh	sb-att	po	a	e	fld%
2023*	.000	24-1	0	0	0	0	0	0	0	0	.000	0	0	0	0	.000	0	0	0-0	0	5	3	.625
2024	.000	0-0	0	0	0	0	0	0	0	0	.000	0	0	0	0	.000	0	0	0-0	3	5	0	1.000
TOTAL	.000	0-0	0	0	0	0	0	0	0	0	.000	0	0	0	0	.000	0	0	0-0	3	5	0	1.000
All*	.000	24-1	0	0	0	0	0	0	0	0	.000	0	0	0	0	.000	0	0	0-0	3	10	3	.813

Year	era	w-l	app	gs	cg	sho	sv	ip	h	r	er	bb	so	2b	3b	hr	bf	bavg	wp	hbp	bk	sfa	sha
2023*	3.16	1-2	24	1	0	0/1	3	42.2	37	18	15	17	53	9	1	1	187	.230	2	5	0	2	2
2024	3.26	8-2	21	1	0	0/2	5	60.2	60	24	22	18	52	9	1	8	261	.260	2	7	0	3	1
TOTAL	3.26	8-2	21	1	0	0/2	5	60.2	60	24	22	18	52	9	1	8	261	.260	2	7	0	3	1
All*	3.22	9-4	45	2	0	0/3	8	103.1	97	42	37	35	105	18	2	9	448	.247	4	12	0	5	3

* Statistics from prior team/school

SINGLE-GAME HIGHS [all-time ranking]:

Innings pitched: 6.0, Illinois, Mar 10, 2024

Walks allowed: 5 [t-2nd], vs Baylor, Feb 18, 2024

Strikeouts: 7, at Florida, May 04, 2024

Batters faced: 26, at Alabama, Mar 17, 2024

Field chances: 2, at Vanderbilt, May 12, 2024

Putouts: 1, UAlbany, Feb 25, 2024; Illinois, Mar 10, 2024; at Vanderbilt, May 12, 2024

Assists: 1, 5 times

Runners CS: 1, Missouri, Apr 27, 2024



2024 Tennessee Baseball Individual Career History



Chris Stamos

Year	avg	gp-gs	ab	r	h	2b	3b	hr	rbi	tb	slg%	bb	hbp	so	gdp	ob%	sf	sh	sb-att	po	a	e	fld%
2022*	.000	16-1	0	0	0	0	0	0	0	0	.000	0	0	0	0	.000	0	0	0-0	0	0	1	.000
2023*	.000	20-4	0	0	0	0	0	0	0	0	.000	0	0	0	0	.000	0	0	0-0	1	1	1	.667
2024	.000	0-0	0	0	0	0	0	0	0	0	.000	0	0	0	0	.000	0	0	0-0	4	3	0	1.000
TOTAL	.000	0-0	0	0	0	0	0	0	0	0	.000	0	0	0	0	.000	0	0	0-0	4	3	0	1.000
All*	.000	36-5	0	0	0	0	0	0	0	0	.000	0	0	0	0	.000	0	0	0-0	5	4	2	.818

Year	era	w-l	app	gs	cg	sho	sv	ip	h	r	er	bb	so	2b	3b	hr	bf	bavg	wp	hbp	bk	sfa	sha
2022*	8.49	1-1	16	1	0	0/1	0	11.2	10	14	11	13	15	0	0	0	59	.222	5	0	0	0	1
2023*	5.82	3-3	20	4	0	0/0	1	21.2	25	18	14	9	31	4	0	5	100	.281	5	0	0	1	1
2024	3.34	3-0	18	7	0	0/0	0	29.2	17	11	11	15	32	3	0	5	119	.170	1	2	0	0	2
TOTAL	3.34	3-0	18	7	0	0/0	0	29.2	17	11	11	15	32	3	0	5	119	.170	1	2	0	0	2
All*	5.14	7-4	54	12	0	0/1	1	63.0	52	43	36	37	78	7	0	10	278	.222	11	2	0	1	4

* Statistics from prior team/school

SINGLE-GAME HIGHS [all-time ranking]:

Innings pitched: 3.1, vs Texas A&M, May 23, 2024

Walks allowed: 3, Georgia, Mar 29, 2024

Strikeouts: 5, at Vanderbilt, May 10, 2024

Batters faced: 13, at Florida, May 03, 2024

Field chances: 3, vs Oklahoma, Feb 17, 2024

Putouts: 2, vs Oklahoma, Feb 17, 2024

Assists: 1, vs Oklahoma, Feb 17, 2024; UAlbany, Feb 23, 2024; Georgia, Mar 29, 2024

Cal Stark

Year	avg	gp-gs	ab	r	h	2b	3b	hr	rbi	tb	slg%	bb	hbp	so	gdp	ob%	sf	sh	sb-att	po	a	e	fld%
2023	.180	53-43	111	19	20	4	0	5	17	39	.351	19	15	50	0	.365	3	2	1-1	351	19	4	.989
2024	.227	41-34	97	24	22	5	1	6	20	47	.485	10	9	41	0	.353	0	2	1-1	307	14	2	.994
TOTAL	.202	94-77	208	43	42	9	1	11	37	86	.413	29	24	91	0	.360	3	4	2-2	658	33	6	.991

SINGLE-GAME HIGHS [all-time ranking]:

Hits: 3, at Auburn, Apr 07, 2024

Doubles: 1, 9 times

Triples: 1 [t-1st], at Vanderbilt, May 11, 2024

Home runs: 2 [t-5th], at Auburn, Apr 07, 2024

Total bases: 10 [t-8th], at Auburn, Apr 07, 2024

RBI: 7 [t-4th], at Auburn, Apr 07, 2024

Runs scored: 4 [t-2nd], at Auburn, Apr 07, 2024

Walks: 2, 4 times

Hit by pitch: 2 [t-2nd], Southern Miss, Jun 10, 2023

Struck out: 3, 4 times

Sac flies: 2 [t-1st], Eastern Kentucky, Apr 11, 2023

Sac bunts: 1 [t-8th], 4 times

At bats: 5, at Vanderbilt, May 11, 2024

Stolen bases: 1, Charlotte, Jun 04, 2023; vs Charlotte, Jun 04, 2023; Georgia, Mar 31, 2024

Field chances: 16, Charlotte, Jun 04, 2023; vs Charlotte, Jun 04, 2023

Putouts: 15, 4 times

Assists: 3, Kentucky, May 14, 2023

Runners CS: 2 [t-1st], Missouri, Apr 27, 2024; vs Oklahoma, Feb 17, 2024; at Clemson, Jun 03, 2023



2024 Tennessee Baseball Individual Career History



Charlie Taylor

Year	avg	gp-gs	ab	r	h	2b	3b	hr	rbi	tb	slg%	bb	hbp	so	gdp	ob%	sf	sh	sb-att	po	a	e	fld%
2022	.056	22-12	36	6	2	1	0	0	3	3	.083	8	5	15	0	.306	0	1	3-3	140	6	0	1.000
2023	.232	44-21	69	16	16	5	1	3	13	32	.464	12	0	14	3	.346	0	2	1-2	296	7	2	.993
2024	.136	19-4	22	6	3	0	0	1	6	6	.273	3	1	6	1	.269	0	0	0-0	71	2	0	1.000
TOTAL	.165	85-37	127	28	21	6	1	4	22	41	.323	23	6	35	4	.321	0	3	4-5	507	15	2	.996

SINGLE-GAME HIGHS [all-time ranking]:

Hits: 4 [t-4th], Alabama A&M, Feb 22, 2023

Doubles: 1, 6 times

Triples: 1 [t-1st], Alabama A&M, Feb 22, 2023

Home runs: 2 [t-5th], Alabama A&M, Feb 22, 2023

Total bases: 12 [t-3rd], Alabama A&M, Feb 22, 2023

RBI: 5, Alabama A&M, Feb 22, 2023

Runs scored: 3, Alabama A&M, Feb 22, 2023

Walks: 2, 4 times

Hit by pitch: 1, 6 times

Struck out: 2, 9 times

Sac bunts: 1 [t-8th], Charleston Southern, Feb 28, 2023; Alabama State, Jun 03, 2022; Morehead State, Mar 11, 2023

At bats: 5, Bellarmine, Apr 25, 2023; Alabama A&M, Feb 22, 2023; Belmont, May 17, 2022

Stolen bases: 1, 4 times

Caught stealing: 1 [t-1st], at Grand Canyon, Feb 18, 2023

Field chances: 18 [t-3rd], UNC Asheville, Feb 23, 2022

Putouts: 18 [t-1st], UNC Asheville, Feb 23, 2022

Assists: 2, Dayton, Feb 25, 2023; Xavier, Mar 19, 2024; Western Carolina, Mar 30, 2022

Runners CS: 2 [t-1st], Dayton, Feb 25, 2023

Kavares Tears

Year	avg	gp-gs	ab	r	h	2b	3b	hr	rbi	tb	slg%	bb	hbp	so	gdp	ob%	sf	sh	sb-att	po	a	e	fld%
2023	.304	29-14	56	12	17	6	0	2	11	29	.518	7	1	18	2	.379	2	0	0-1	14	2	0	1.000
2024	.337	59-57	199	64	67	13	0	17	48	131	.658	35	1	59	2	.433	3	0	4-5	80	3	0	1.000
TOTAL	.329	88-71	255	76	84	19	0	19	59	160	.627	42	2	77	4	.421	5	0	4-6	94	5	0	1.000

SINGLE-GAME HIGHS [all-time ranking]:

Hits: 3, 7 times

Doubles: 1, 19 times

Home runs: 1, 19 times

Total bases: 7, 4 times

RBI: 4, UAlbany, Feb 24, 2024; vs Texas A&M, May 23, 2024

Runs scored: 4 [t-2nd], Ole Miss, Mar 22, 2024

Walks: 3 [t-4th], Xavier, Mar 19, 2024

Hit by pitch: 1, Vanderbilt, Apr 22, 2023; UAlbany, Feb 25, 2024

Struck out: 4 [t-1st], vs LSU, May 26, 2024

Sac flies: 1 [t-5th], 5 times

At bats: 5, 7 times

Stolen bases: 1, 4 times

Caught stealing: 1 [t-1st], at Arkansas, Apr 15, 2023; Kansas State, Mar 05, 2024

Field chances: 5, at Kentucky, Apr 21, 2024

Putouts: 5, at Kentucky, Apr 21, 2024

Assists: 1, 5 times



2024 Tennessee Baseball Individual Career History



Robin Villeneuve

Year	avg	gp-gs	ab	r	h	2b	3b	hr	rbi	tb	slg%	bb	hbp	so	gdp	ob%	sf	sh	sb-att	po	a	e	fld%
2024	.288	35-24	80	20	23	3	0	5	22	41	.513	14	9	38	0	.447	0	0	0-0	20	1	0	1.000
TOTAL	.288	35-24	80	20	23	3	0	5	22	41	.513	14	9	38	0	.447	0	0	0-0	20	1	0	1.000

SINGLE-GAME HIGHS [all-time ranking]:

Hits: 3, Ole Miss, Mar 22, 2024; Tennessee Tech, Mar 26, 2024

Doubles: 1, UAlbany, Feb 25, 2024; High Point, Feb 27, 2024; at Alabama, Mar 17, 2024

Home runs: 1, 5 times

Total bases: 6, UAlbany, Feb 25, 2024; Ole Miss, Mar 22, 2024

RBI: 4, Illinois, Mar 10, 2024; Ole Miss, Mar 22, 2024

Runs scored: 3, UAlbany, Feb 24, 2024; Ole Miss, Mar 22, 2024

Walks: 2, Bellarmine, Apr 16, 2024; at Alabama, Mar 15, 2024

Hit by pitch: 2 [t-2nd], UAlbany, Feb 24, 2024; Eastern Kentucky, Mar 12, 2024

Struck out: 3, at Alabama, Mar 17, 2024; Georgia, Mar 30, 2024; at Florida, May 04, 2024

At bats: 5, at Alabama, Mar 17, 2024

Field chances: 7, Bellarmine, Apr 16, 2024

Putouts: 7, Bellarmine, Apr 16, 2024

Assists: 1, Eastern Kentucky, Mar 12, 2024

TV / RADIO SPOTTING CHART



1 • Christian Moore
So. • INF



2 • Ariel Antigua
Fr. • INF



4 • Alex Perry
Jr. • INF



5 • Cannon Peebles
So. • C



6 • Bradke Lohry
Jr. • INF




7 • Nate Snead
So. • RHP



8 • Dylan Dreiling
So. • OF



9 • Hunter Ensley
R-Jr. • OF



10 • Cal Stark
Sr. • C




11 • Billy Amick
Jr. • INF



12 • Ethan Payne
Gr. • UTL



13 • Reese Chapman
So. • OF



14 • Charlie Taylor
R-Jr. • C




15 • JJ Garcia
So. • RHP



16 • Dalton Bargo
So. • UTL



17 • Robin Villeneuve
Jr. • 1B/OF



18 • AJ Causey
Jr. • RHP



19 • Andrew Behnke
So. • LHP



20 • Colby Backus
R-Jr. • OF



21 • Kavares Tears
R-So. • OF




23 • Dean Curley
Fr. • INF



25 • Blake Burke
Jr. • 1B



27 • Chris Stamos
Gr. • LHP



28 • Aaron Combs
R-Jr. • RHP



29 • Brady Robertson
R-Fr. • RHP



30 • Stone Lawless
Fr. • C



31 • Austin Hunley
R-Fr. • RHP



32 • Drew Beam
Jr. • RHP



33 • AJ Russell
So. • RHP



34 • Derek Schaefer
Fr. • RHP



35 • Kirby Connell
Gr. • LHP



36 • Blake Grimmer
Fr. • INF



37 • Dylan Loy
Fr. • LHP



40 • Hunter High
Fr. • INF/OF



41 • Camden Bates
Fr. • INF



43 • Luke Payne
Fr. • LHP




44 • Marcus Phillips
So. • RHP/OF




45 • Matthew Dallas
Fr. • LHP



46 • Brayden Sharp
Fr. • OF/LHP



48 • Zander Sechrist
Sr. • LHP



Quentin Eberhardt
Director of Baseball
Sports Performance



Jeff Wood
Associate Director of
Sports Medicine

COACHING STAFF



Tony Vitello
Head Coach



Josh Elander
Assoc. Head Coach
(Third Base Coach)



Frank Anderson
Assistant Coach



Richard Jackson
Assistant Coach



Parker Serrano
Student Asst. Coach
(First Base Coach)



Luke Bonfield
Director of Player
Development

SUPPORT STAFF