



TROY BASEBALL

1986 & 1987 NATIONAL CHAMPIONS • 22 NCAA REGIONAL APPEARANCES • 2006, 2011, 2013 SUN BELT CHAMPS • 62 ALL-AMERICANS

5000 Veterans Stadium Dr. • Troy, AL 36082 • TroyTrojans.com • Baseball Contact: Adam Prendergast • adamp@troy.edu • 334.670.3832 (o) • 334.372.5555 (c)





Day	Date	Opponent	Time
FEBRUARY (9-1)			
Fri	16	SIU-Edwardsville	W, 9-8 (10)
Sat	17	SIU-Edwardsville	W, 24-13 (7)
Sat	17	SIU-Edwardsville	L, 6-7
Sun	18	SIU-Edwardsville	W, 11-0 (7)
Tue	20	Florida A&M	W, 13-2 (7)
Fri	23	Harvard	W, 4-3
Sat	24	Harvard	W, 14-3 (7)
Sun	25	Harvard	W, 11-1 (7)
Tue	27	Kent State	W, 6-2
Wed	28	Kent State	W, 12-11

MARCH (1-3)			
Fri	1	Northwestern State	L, 3-5
Sat	2	Northwestern State	L, 3-6
Sun	3	Northwestern State	W, 7-0
Wed	6	No. 13 Alabama	L, 7-8
Sat	9	Indiana	4 p.m.
Sun	10	Indiana	10 a.m.
Sun	10	Indiana	1 p.m.
Tue	12	Auburn	6 p.m.
Fri	15	* ULM	6 p.m.
Sat	16	* ULM	2 p.m.
Sun	17	* ULM	1 p.m.
Tue	19	UAB	4 p.m.
Fri	22	* South Alabama	6 p.m.
Sat	23	* South Alabama	3:33 p.m.
Sun	24	* South Alabama	1 p.m.
Tue	26	Florida A&M	3:33 p.m.
Thur	28	* Southern Miss	6 p.m.
Fri	29	* Southern Miss	6 p.m.
Sat	30	* Southern Miss	1 p.m.

APRIL (0-0)			
Tue	2	Alabama State	6 p.m.
Wed	3	Jacksonville State	6 p.m.
Fri	5	* Arkansas State	6 p.m.
Sat	6	* Arkansas State	3:33 p.m.
Sun	7	* Arkansas State	1 p.m.
Fri	12	* App State	5 p.m.
Sat	13	* App State	2 p.m.
Sun	14	* App State	12 p.m.
Tue	16	Samford	6 p.m.
Wed	17	Jacksonville State	6 p.m.
Fri	19	* Georgia State	6 p.m.
Sat	20	* Georgia State	3:33 p.m.
Sun	21	* Georgia State	1 p.m.
Fri	26	* Coastal Carolina	5 p.m.
Sat	27	* Coastal Carolina	1 p.m.
Sun	28	* Coastal Carolina	12 p.m.
Tue	30	Alabama State	6 p.m.

MAY (0-0)			
Fri	3	* Louisiana	6 p.m.
Sat	4	* Louisiana	3:33 p.m.
Sun	5	* Louisiana	1 p.m.
Tue	7	Alabama	6 p.m.
Fri	10	* Texas State	6 p.m.
Sat	11	* Texas State	2:30 p.m.
Sun	12	* Texas State	1 p.m.
Thur	16	* James Madison	6 p.m.
Fri	17	* James Madison	6 p.m.
Sat	18	* James Madison	3:33 p.m.
	21-26	! SBC Tournament	
	31-2	NCAA Regional	
JUNE (0-0)			
	7-9	NCAA Super Regional	
	14-24	College World Series	

Home games in Bold / All Times Central
* Sun Belt Conference Game
^ Toyota Field (Madison, Ala.)
! Riverwalk Stadium (Montgomery, Ala.)

TROY TROJANS		GAME INFORMATION	
			
Record: 10-4 Sun Belt Record: 0-0 Head Coach: Skylar Meade at Troy 82-50 (3rd season) Career Record: 82-50 (3rd season)	Talent: Adam Prendergast TV: BigTen+ Talent: Austin Platt, Ian Plaskoff and Zach Browning Live Stats: TroyStats.com	Date: March 9-10 Time: 1 p.m. 10 a.m. (DH) Location: Bloomington, Indiana Stadium: Bart Kaufman Field Radio: Troy Sports Radio Network 94.7 FM TroyTrojans.com	INDIANA HOOSIERS Record: 8-4 Big Ten Record: 0-0 Head Coach: Jeff Mercer at Indiana: 150-103 (6th season) Career Record: 227-139 (8th season)

QUICK HITTERS

• Troy enters the weekend ranked among the nation's leaders in multiple categories - doubles (7), shutouts (10), base on balls (13), runs (13), on-base percentage (16), hit by pitch (21), hits (18), home runs (19) and slugging percentage (24).

• Individually, Luke Lyon leads the country with a 0.48 WHIP and ranks 20th with a 0.61 ERA, while Clete Hartzog ranks 17th with a 0.54 ERA. Lyon is also third in hits allowed per nine (1.84).

• Offensively, Kole Myers ranks sixth nationally in walks (17) and fourth in third scored (22), while ranking 16th in home runs (6) and 12th in stolen bases (9). He ranked eighth nationally in WAR, 1.18, heading into the week.

• Shortstop Tremayne Cobb Jr. ranked 15th nationally and third among shortstops, with 2.72 defensive runs saved, entering the week.

• Troy's current 12-game road trip is the longest since ending the 1997 season with 12 straight games on the road (also included the NCAA Tournament) ... this is the longest in-season road stretch since a 13-game run in 1992 (only two of those games were true road games, with 11 at neutral sites).

• Other Troy players ranked nationally: Will Butcher - doubles (2), RBIs (2); Brooks Bryan - RBIs (7); Ethan Kavanagh - runs (3) hits (5)

• Troy played six straight games without an error from the series finale against SIUE through game one against Kent State; it was the longest such streak by a Troy team since 2013.

• Troy has hit multiple home runs in eight of its last 11 games.

• Troy pitchers have allowed two or fewer extra-base hits in nine of the last 12 games; in contrast, Troy hitters have collected three or more extra-base hits in 10 of its 14 games and have four or more in seven games.

• Troy has scored 6-plus runs in an inning five times this season.

• Among active DI players, Will Butcher ranks fifth in career RBIs (158), eighth in games played (191) and 36th in home runs (32). Tremayne Cobb Jr. checks in 24th in career stolen bases (51), while Garrett Gainous and Grayson Stewart are tied for 33rd with 15 career wins.

• Not counting his rain-shortened outing in the NCAA Regional, Grayson Stewart outlasted his opponent on the mound in 16-of-1 outings the last two seasons, Troy is 14-2 in those games.

• Troy closer Noah Manning has held opponents without an earned run in 13 of his last 15 appearances, pitching to a 1.62 ERA with 15 strikeouts in 16.2 innings.

• Troy batters have been hit by multiple pitches in 7-of-14 games ... coupled with walks, the Trojans are averaging 8.3 free base runners per game. Troy was only hit by two pitches in the series at Northwestern State and averaged just 4.67 free base runners.

PROBABLE STARTERS

GAME ONE



CONNOR FOLEY • RHP • So.

1-0, 2.51, 14.1 IP, 21 K, 10 BB, .122 OBA



LUKE LYON • RHP • JR.

1-0, 0.61, 14.2 IP, 16 K, 4 BB, .065 OBA

GAME TWO



TBA



TBA

GAME THREE



TBA



TBA

TROY PROJECTED STARTING LINEUP

C Blake Sutton or Brooks Bryan
1B Will Butcher
2B Ethan Kavanagh
SS Tremayne Cobb, Jr.
3B Aidan Gilroy or Peyton Watts
LF Shane Lewis
CF Kole Myers
RF Mikey Bello
DH Kyle Mock or Brooks Bryan

SUN BELT STANDINGS (AS OF 3/7)

Team	SBC	Pct.	Overall	Pct.
Coastal Carolina	0-0	.000	11-2	.846
South Alabama	0-0	.000	10-3	.769
Appalachian State	0-0	.000	9-3	.750
James Madison	0-0	.000	9-3	.750
TROY	0-0	.000	10-4	.714
Arkansas State	0-0	.000	9-4	.692
Old Dominion	0-0	.000	8-4	.667
Southern Miss	0-0	.000	8-5	.615
ULM	0-0	.000	8-5	.615
Texas State	0-0	.000	7-5	.583
Louisiana	0-0	.000	6-6	.500
Georgia State	0-0	.000	6-6	.500
Georgia Southern	0-0	.000	4-8	.333
Marshall	0-0	.000	4-8	.33

Top 10 teams qualify for SBC Tournament




1 Ethan Kavanagh
5-9, 170, R/R, Sr., INF
Cincinnati, Ohio.




2 Shane Lewis
6-2, 190, S/R, Sr., OF
Vicksburg, Miss.



3 Tremayne Cobb Jr.
6-2, 185, R/R, Sr., INF
Upper Marlboro, Md.



4 Lance Gardiner
6-0, 185, L/R, Sr., INF
Mission Viejo, Ca.



5 Kole Myers
6-1, 195, L/R, Sr., OF
Jennings, La.



6 Aidan Gilroy
6-1, 200, L/R, Sr., INF
Pace, Fla.



7 Kyle Mock
6-1, 200, L/R, Sr., OF
Orlando, Fla.



8 Isaac Silva
6-2, 190, R/R, Jr., RHP
Orlando, Fla.



10 Logan Ross
6-2, 184, L/L, Sr., LHP
Opp, Ala.



11 Ryan Pettys
6-2, 183, L/L, Sr., LHP
Panama City, Fla.



12 Ben Arnett
6-2, 200, R/R, Jr., SF
Florence, Ala.




13 Brady Fuller
6-4, 231, R/R, Jr., RHP
Auburn, Ala.



14 Jayden Sloan
5-7, 202, R/R, Sr., INF
Montgomery, Ala.



15 Will Butcher
6-2, 229, R/R, Sr., INF
Arden, N.C.



16 Jason Hawkins
6-2, 210, R/R, Jr., C
Allen, Texas



17 Brooks Bryan
6-2, 216, L/R, So., C
Opelika, Ala.




18 Cooper Smith
5-11, 183, R/R, Fr., INF
Louisville, Ky.



21 Josh Dima
6-2, 196, L/L, Jr., LHP
Belleville, Ill.



23 Michael Osmond
6-1, 211, L/L, Sr., LHP
Powell, Ohio



26 Clete Hartzog
6-1, 183, R/R, Sr., RHP
Panama City, Fla.



27 Grayson Stewart
5-11, 204, R/R, Jr., RHP
Dothan, Ala.



28 Matt Mercer
6-4, 221, R/R, Sr., UTL/P
Richton, Miss.




29 Dylan King
6-4, 207, R/R, Jr., RHP
Leola, Pa.




30 Connor Burt
6-2, 204, L/L, Jr., LHP
Lithia, Fla.



31 Mikey Bello
6-2, 206, L/L, Jr., OF
Oak Ridge, N.J.



32 Parker Sessions
5-10, 175, R/R, Jr., INF
Enterprise, Ala.




33 Sam Schmidt
6-2, 187, R/R, Fr., RHP
Hoover, Ala.



34 Noah Manning
6-1, 177, R/R, Sr., RHP
Minooka, Ill.



35 Jay Dill
6-6, 251, R/R, Jr., RHP
Dayton, Tenn.



36 Peyton Watts
6-1, 181, L/R, Fr., INF
Oxford, Ala.



37 Trevor Bagwell
6-5, 159, R/R, Fr., RHP
Zebulon, Ga.



38 Zak Szabo
6-3, 222, R/R, So., RHP
Whiby, Ontario, Canada



39 Kristian Asbury
6-4, 193, R/R, Sr., RHP
Burke, Va.



40 Jacob Roettgen
6-2, 242, L/L, Jr., LHP
Jefferson City, Mo.



42 Luke Lyon
6-2, 239, R/R, Jr., RHP
Hattiesburg, Miss.



43 Ty Denton
6-2, 217, R/R, Fr., C
Knoxville, Tenn.



44 Garrett Gainous
6-4, 214, R/R, R-Jr., RHP
Cairo, Ga.



45 Colton Walls
6-4, 243, L/R, Fr., RHP/INF
Millbrook, Ala.



48 Grady Gorgen
6-3, 187, L/L, R-Jr., LHP
Mineral Point, Wisc.



49 Beau Fletcher
6-1, 223, R/R, Jr., RHP
Hartselle, Ala.



51 Jakob Wax
6-1, 184, R/R, Jr., INF
Prairieville, La.



55 Pavlos Piperakis
6-1, 180, L/L, Fr., LHP
Plantation, Fla.



24 Skylar Meade
Head Coach
3rd Year



20 Ben Wolgamot
Assistant Coach
3rd Year




41 Adam Godwin
Assistant Coach
5th Year



0 Ethan Landon
Assistant Coach
2nd Year



Joe Bialkoski
Director of Player
Development &
Analytics



Gavin Pence
Director of Baseball
Operations



Hunter Reeves
Director of Baseball
Strength &
Performance

2024 TROY BASEBALL ROSTER

No.	Name	Pos.	B/T	Ht.	Wt.	Yr.	Hometown / Previous School
1	Ethan Kavanagh	INF	R/R	5-9	170	Sr.	Cincinnati, Ohio / Wallace Dothan CC
2	Shane Lewis	OF	S/R	6-2	190	Jr.	Vicksburg, Miss. / Chipola College
3	Tremayne Cobb	INF	R/R	6-1	185	Sr.	Upper Marlboro, Md. / Hartford
4	Lance Gardiner	INF	R/R	6-0	185	Sr.	Mission Vilejo, Calif. / Saddleback JC
5	Kole Myers	OF	L/R	6-1	195	Sr.	Jennings, La. / LSU Eunice
6	Aidan Gilroy	INF	L/R	6-1	200	Sr.	Pace, Fla. / Western Kentucky
7	Kyle Mock	INF/OF	L/R	6-0	207	Sr.	Orlando, Fla. / Bishop Moore Catholic HS
8	Isaac Silva	RHP	R/R	6-2	190	Jr.	Las Cruces, N.M. / Eastern Arizona
10	Logan Ross	LHP	L/L	6-2	184	Sr.	Opp, Ala. / Southern Union
11	Ryan Pettys	LHP	L/L	6-2	183	Sr.	Panama City Beach, Fla. / Florida State
12	Ben Arnett	INF	R/R	6-2	200	Sr.	Florence, Ala. / Wallace State Hanceville JC
13	Brady Fuller	RHP	R/R	6-4	231	Jr.	Auburn, Ala. / Auburn HS
14	Jayden Sloan	INF	R/R	5-7	202	Sr.	Montgomery, Ala. / Alabama State
15	Will Butcher	INF	R/R	6-2	229	Sr.	Arden, N.C. / Charlotte
16	Jason Hawkins	C	R/R	6-2	210	Jr.	Allen, Texas / McLennan CC
17	Brooks Bryan	C	L/R	6-2	216	So.	Opelika, Ala. / Opelika HS
18	Cooper Smith	INF	R/R	5-11	183	Fr.	Prospect, Ky. / St. Xavier HS
21	Josh Dima	LHP	L/L	6-2	196	Jr.	Belleville, Ill. / John A. Logan
22	Blake Sutton	C	L/R	6-3	203	Sr.	Louisville, Ky. / High Point
23	Michael Osmond	LHP	L/L	6-1	211	Sr.	Powell, Ohio / Wittenberg
26	Clete Hartzog	RHP	R/R	6-1	183	Sr.	Panama City, Fla. / Florida
27	Grayson Stewart	RHP	R/R	5-11	204	Jr.	Dothan, Ala. / Providence Christian School
28	Matt Mercer	RHP/INF	R/R	6-4	221	Sr.	Richton, Miss. / Pearl River CC
29	Dylan King	RHP	R/R	6-4	207	Jr.	Leola, Pa. / Dyersburg CC
30	Connor Burt	LHP	L/L	6-3	204	Jr.	Lithia, Fla. / Dyersburg CC
31	Mikey Bello	OF	L/L	6-2	205	Jr.	Oak Ridge, N.J. / Auburn
32	Parker Sessions	OF	R/R	5-10	175	Jr.	Enterprise, Ala. / Central Alabama CC
33	Sam Schmidt	RHP	R/R	6-2	187	Fr.	Hoover, Ala. / Hoover HS
34	Noah Manning	RHP	R/R	6-1	175	Sr.	Minooka, Ill. / Iowa Western JC
35	Jay Dill	RHP	R/R	6-6	251	Jr.	Dayton, Ohio / Clemson
36	Peyton Watts	INF	L/R	6-1	181	Fr.	Oxford, Ala. / Oxford HS
37	Trevor Bagwell	RHP	R/R	6-5	159	Fr.	Zebulon, Ga. / Pike County HS
38	Zak Szabo	RHP	R/R	6-3	222	So.	Whitby, Ontario / Sinclair Secondary
39	Kristian Asbury	RHP	R/R	6-4	193	Sr.	Burke, Va. / John A. Logan
40	Jacob Roettgen	LHP	L/L	6-2	242	Jr.	Jefferson City, Mo. / Jefferson College
42	Luke Lyon	RHP	R/R	6-2	239	Jr.	Hattiesburg, Miss. / Pearl River CC
43	Ty Denton	C	R/R	6-2	217	Fr.	Knoxville, Tenn. / Hardin Valley HS
44	Garrett Gainous	RHP	R/R	6-4	214	R-Jr.	Cairo, Ga. / Cairo HS
45	Colton Walls	RHP/INF	L/R	6-4	243	Fr.	Millbrook, Ala. / Stanhope Elmore HS
48	Grady Gorgen	LHP	L/L	6-3	187	R-Jr.	Mineral Point, Wisc. / McHenry Country JC
49	Beau Fletcher	RHP	R/R	6-1	223	R-Jr.	Hartselle, Ala. / Hartselle HS
51	Jakob Wax	INF	R/R	6-1	184	Jr.	Prairieville, La. / Jones College
55	Pavlos Piperakis	LHP	L/L	6-1	180	Fr.	Pembroke Pines, Fla. / St. Thomas Aquinas HS

Coaches

24	Skylar Meade	Head Coach (Louisville, 2007 - Third Season at Troy)
20	Ben Wolgamot	Assistant Coach / Recruiting Coordinator (Purdue, 2010 - Third Season at Troy)
41	Adam Godwin	Assistant Coach (Troy, 2007 - Fifth Season at Troy)
0	Ethan Landon	Assistant Coach (Michigan State, 2018 - Second Season at Troy)
	Gavin Pence	Director of Baseball Operations (South Carolina, 2021 - Third Season at Troy)
	Joe Bialkoski	Director of Player Performance and Development (North Florida, 2017 - Third Season at Troy)
	Hunter Reeves	Strength & Conditioning
	Logan Blackmon	Graduate Assistant
	Jesse Hall	Graduate Assistant
	Mason Kenney	Graduate Assistant

Pronunciation Guide

3	Tremayne Cobb	Truh-MAIN
6	Aidan Gilroy	A-dun
21	Josh Dima	DEE-muh
26	Clete Hartzog	HART-zog
31	Mikey Bello	BELL-OH
38	Zak Szabo	ZAH-bo
39	Kristian Asbury	Christian Azz-berry
40	Jacob Roettgen	wretch-in
48	Grady Gorgen	GORE-ghen
55	Pavlos Piperakis	PAHV-lohs piper-EYE-kus
AC	Ben Wolgamot	WAHL-gah-mot

SERIES HISTORY VS. INDIANA

TROY 4-2

Home: 3-0

Road: 0-0

Neutral: 1-2

Streak: W4

All-Time Meetings / Meade Era (3-0)		
Date	Location	Result
1996	Montgomery	L, 2-8
1997	Homestead	L, 1-4
2007	Dothan	W, 4-3
3/11/22	Troy	W, 2-1
3/13/22	Troy	W, 6-4
3/13/22	Troy	W, 7-4

Series Notes

Last 10 Games	4-2
Longest Win Streak	4
Longest Losing Streak	2

2024 OPPONENTS

Troy’s 2024 schedule features 18 games against opponents who participated in the 2023 NCAA Tournament. The Trojans were a No. 3 seed in the Tuscaloosa Regional.

- No. 1 Seed (3)
- No. 2 Seed (1)
- No. 3 Seed (3)
- No. 4 Seed (1)

- 1. Coastal Carolina - 1 seed, Conway Regional - 3 games
- 2. Florida A&M - 4 seed, Gainesville Regional - 2 games
- 3. Alabama - 1 seed, Tuscaloosa Regional - 2 games
- 3. Louisiana - 3 seed, Coral Gabels Regional - 3 games
- 4. Indiana - 3 seed, Lexington Regional - 3 games
- 5. Auburn - 1 seed, Auburn Regional - 1 game
- 6. Southern Miss - 2 seed, Auburn Regional - 3 games
- 7. Samford - 3 seed, Auburn Regional - 1 game

FIRST PITCH STRIKE

A breakdown of Troy’s pitchers throwing a first pitch strike this season.

Player.....	Pct.
Connor Burt.....	56.2
Jay Dill.....	59.5
Brady Fuller	55.3
Garrett Gainous	55.6
Clete Hartzog.....	57.4
Dylan King.....	50.0
Luke Lyon.....	51.0
Noah Manning.....	75.0
Matt Mercer	47.1
Michael Osmond	62.5
Ryan Pettys	44.0
Pavlos Piperakis	100.0
Jacob Roettgen	52.9
Logan Ross	64.3
Isaac Silva	60.0
Grayson Stewart	66.7
Colton Walls	88.9

TWO-STRIKE DOMINANCE

Several Troy pitchers have dominant numbers with two strikes this season.

Player.....	OBA w/ 2 Strikes
Connor Burt.....	.150
Brady Fuller188
Garrett Gainous083
Clete Hartzog.....	.032 (1-32)
Dylan King.....	.143
Luke Lyon.....	.000 (0-26)
Noah Manning.....	.000 (0-10)
Michael Osmond000 (0-8)
Ryan Pettys154
Grayson Stewart114 (4-35)

TROY 40-WIN SEASONS

- Winning 40 games in collegiate baseball is a magic number in the sport and the 2023 Trojans became just the ninth team in program history to reach the mark.
- All six teams that reached 40 wins during Troy’s DI era have advanced to the NCAA Tournament.

- 1985 - 43
- 1986 - 46
- 1990 - 50
- 1996 - 41
- 2006 - 47
- 2011 - 43
- 2013 - 42
- 2018 - 42
- 2023 - 40

QUICK HITTERS

- Kole Myers was one of just 10 players nationally in 2023 with 13+ home runs and 20+ stolen bases; Troy’s center fielder finished the season batting .297 with a .942 OPS, 11 doubles, five triples, 13 home runs and 21 stolen bases.
- Troy’s bullpen held Harvard to two earned runs on five hits over 7.2 innings during the series; the Trojan pen combined to strike out 10 and walk just two in the series.
- Troy scored 10-plus runs in six of its first eight games of a season for the first time in program history.

Blake Sutton hit 13 of his 14 home runs last season to the right-center field gap while at High Point; as a reference, that would be over the pitch clock at Riddle-Pace Field. He hit his lone home run this season to the same spot.

Ethan Kavanagh scored six runs in Troy’s victory over SIU-Edwardsville in game two of the series; it was the first time since Hayden Hillyer in 2012 that a Trojan scored five or more runs in a game and was one shy of Ricky Rowe’s school record of seven set in 1999.

- Five of Troy’s regulars in the lineup are averaging four or more pitches per at-bat:
- Mikey Bello - 4.0
- Tremayne Cobb Jr. - 4.2
- Ethan Kavanagh - 4.3
- Shane Lewis - 4.4
- Kyle Mock - 4.9

As a team, Troy is 34-3 the last two seasons (6-0 this season) when its starting pitcher outlasts its opponent.

Troy has won just four regulation length games in 2024; the Trojans have won five 7 innings games, one 10 inning game and just three nine inning game. The Trojans have three walk-off victories this year.

Grayson Stewart ranked third nationally in 2023 pitching in the shadow (1.8 inch area around the strike zone) ... he threw 36.5 percent of his pitches in the shadow.

Noah “The Ringer” Manning threw the sharpest sinker in college baseball in 2023, with an average horizontal run of 20 inches. Additionally, right-handed batters swung at only 27 percent of his glove-side fastballs.

Logan Ross ranked ninth nationally in 2023 among left-handed pitchers in fastball horizontal approach angle.

Jacob Roettgen (WRETCH-in) struck out 120 batters in 60 innings at Jefferson Junior College in 2023, the second most at the NJCAA DI level.

- Garrett Gainous, who missed all of 2023 with an injury, had the longest arm extension in college baseball on his fastball in 2022.
- Averaged 7.82 extension on his fastball release.
- College average is 5.9 inches, MLB average is 6.5 average ... each inch beyond the average adds an extra 2 MPH to fastball.

In the same regards, junior transfer Jay Dill averaged 5.58 inches of extension prior to his arrival at Troy; he has increased that to 6.17 inches heading into the season.

Ethan Kavanagh had a whiff rate of just 10.3 percent last season, fifth best in the Sun Belt and best among returning players with at least 85 at-bats ... he had a whiff rate in the zone of just 6.7 percent on fastballs, second lowest in the Sun Belt. He also had the second-lowest chase rate in the league (swinging at pitches out of the zone).

Troy’s pitching staff held opposing batters to a .626 OPS on breaking balls last season, best in the Sun Belt. Additionally, the Trojans had the third-best whiff rate nationally on change ups at 45 percent.

In Troy victories in 2023, the Trojans hit 82 home runs (2.05) per game and averaged 1.9 HBP; in its losses, Troy averaged just 1.18 home runs and 1.2 HBP.

Troy his 108 home runs during the 2023 season, just the fourth team in program history to top the century mark in homers and first since the 2010 team hit 100. Troy’s 108 home runs last season were the most by a Troy team since a program-record 118 in 1999.

Troy averaged 1.74 home runs per game in 2023; the Trojans are averaging 1.64 homers per game this season, on pace for 102, based on last year’s 62 games played.

Troy opened the 2023 season winning its first 11 games en route to a 40-22 campaign and berth in the Tuscaloosa Regional ... the Trojans were 24-8 at home and won 7-of-8 weekend series at Riddle-Pace Field ... the Trojans are 2-0 in weekend series at home in 2024.

Shane “Suga” Lewis and Noah “Ringer” Manning were named to the NCBWA Preseason All-America Third Team ... additionally, the pair were joined by Grayson Stewart on the Preseason All-Sun Belt Team.

Several prominent collegiate baseball national publications have the Trojans playing baseball in June -- Baseball America projects Troy as a No. 2 seed and DI Baseball has the Trojans in postseason play as well ... additionally, Perfect Game lists the Trojans as a Super Regional Cinderella.

Shane Lewis (21) and Kole Myers (80) were named to DI Baseball’s Top 100 outfielders list heading into the 2024 season.

Will Butcher was named the DI Baseball National Player of the Week and the Sun Belt Conference Player of the Week for his opening weekend of the season. He recorded a nation-leading 15 RBIs and belted an NCAA-best six doubles and drove in nine runs in Troy’s game two victory over SIU-E, the most by a Trojan hitter since Edgar Ramirez drove in nine in 2006 against Texas A&M Corpus Christi and the second most in program history.

Troy hit the ball extremely well at home last season, batting at a .309 clip with 67 home runs (of 108 total) and a .568 slugging percentage ... This season, Troy is batting .348 with 17 home runs and a .660 slugging percentage in nine home games.

STRIKEOUT KINGS

• Troy has set the program single-season K/9 record in each of Skylar Meade’s two seasons as head coach.

• Troy averaged 9.44 strikeouts per nine innings in Meade’s first season in 2022 and that number jumped to 10.58 last season.

• Troy finished 2023 ranked 11th nationally in K/9.

EXIT VELO ON THE RISE

• A handful of key bats in Troy’s lineup have seen an uptick in their average exit velocities compared to last season.

Player	24	23	Change
Mikey Bello	90.4	83	+6.7
Will Butcher	93.1	89.2	+3.9
Blake Sutton	92.0	88.1	+3.9
Ethan Kavanagh	91.7	84.3	+7.4
Brooks Bryan	89.0	84.0	+5.0
Lance Gardiner	89.0	87.6	+1.4
Tremayne Cobb Jr.	91.6	87.1	+3.5

TROY TRANSFER CLASS NO. 17 IN THE NATION

• Troy’s transfer class was ranked at the 17th-best in the country per DI Baseball.

DI Baseball Write Up

THE HEADLINERS: The Trojans scored big by landing three name-brand transfers from Power Five programs. Clemson transfer Jay Dill is a hard-throwing righthander whose fastball command took a big step forward this fall, making him a strong candidate to step into a weekend rotation job. Built like an ox at 6-foot-5, 250 pounds, Dill has power stuff to match, with a 92-95 mph fastball that can bump higher, a very good short slider at 86-88, a quality curveball at 79-80 and a serviceable mid-80s changeup. Auburn transfer Mike Bello figures to step into everyday duty in right field, where he’s a very good defender. He’s a strong lefthanded hitter with a mature all-fields approach and emerging pop, and he could really blossom given regular playing time, after two seasons as a part-time player for Auburn. And Florida transfer Clete Hartzog is a wiry, athletic righty who sat 91-93 and touched 96 this fall while showing very good feel to spin two distinct swing-and-miss breaking balls. He’s another potential starter who could also be a shutdown stopper in the bullpen. The top juco transfer in this class, righthander Dylan King (Dyersburg State), is an emerging prospect who showed 92-95 heat with riding life in our fall look, along with the makings of a filthy sharp slider at 82-84 and a promising changeup.

CONTRIBUTORS: Charlotte transfer Will Butcher brings serious physicality and righthanded power potential to the heart of the order, and should be a regular at first base or DH. Defense was Troy’s biggest weakness during last year’s regional run, and Western Kentucky transfer Aidan Gilroy offers a major defensive upgrade at third base, and he’s a solid lefthanded hitter with good contact skills. Blake Sutton (High Point) emerged this fall as the front-runner for the No. 1 catcher job; he’s an athletic 6-3, 185-pound backstop with a rocket arm and intriguing lefthanded pop at the plate. Division III transfer Michael Osmond (Wittenberg) is a pitchability lefty whose velo ticked up a bit to 89-92 this fall, and he also has advanced feel for his changeup and slider, making him a darkhorse rotation candidate. Juco transfers Connor Burt, Josh Dima, Isaac Silva, Luke Lyon and Jacob Roettgen add serious depth to the Troy bullpen, as well as a nice mix of righties and lefties with different looks. This is a very deep group of transfers.

SUN BELT PRESEASON POLL

- 1. Coastal Carolina (12) – 193
- 2. Southern Miss – 173
- 3. Troy – 164
- 4. Louisiana (2) – 159
- 5. Texas State – 138
- 6. Old Dominion – 115
- 7. Georgia Southern – 99
- 8. South Alabama – 98
- 9. App State – 82
- 10. James Madison – 79
- 11. Georgia State – 78
- 12. Marshall – 34
- 13. ULM – 33
- 14. Arkansas State – 25

PRESEASON ALL-SUN BELT TEAM

Preseason Pitcher of the Year
Grayson Stewart, Troy (Jr., SP – Dothan, Ala.)

Preseason Pitcher of the Year
Kyle DeBarge, Louisiana (Jr., SS – Kinder, La.)

Preseason All-Sun Belt Team
Niko Mazza, Southern Miss (Jr., SP)
Billy Oldham, Southern Miss (Sr., SP)
Grayson Stewart, Troy (Jr., SP)
Noah Manning, Troy (Sr., RP)
Caden Bodine, Coastal Carolina (So., C)
Zack Beach, Coastal Carolina (Gr., 1B)
Chase Mora, Texas State (So., 2B)
Kyle DeBarge, Louisiana (Jr., SS)
Jarrett Brown, Georgia Southern (Sr., 3B)
CJ Boyd, App State (Sr., OF)
Fenwick Trimble, James Madison (Jr., OF)
Shane Lewis, Troy (Jr., OF)
Derek Bender, Coastal Carolina (Jr., DH)
Sam Blancato, Georgia Southern (RS Sr.)

ROAD TO THE SHOW

• Ten Trojans were listed among DI Baseball’s Top 50 MLB Draft Prospects from the Sun Belt among 2024 eligible players -

Dylan King (10), Garrett Gainous (11), Shane Lewis (12), Jay Dill (17), Kole Myers (18), Connor Burt (23), Clete Hartzog (30), Tremayne Cobb Jr. (39), Blake Sutton (43) and Grayson Stewart (46).

• Peyton Watts (3) and Brooks Bryan (17) were listed among the Class of 2025, while Watts (2) and Sam Schmidt (16) were tagged as impact freshmen.

SUN BELT SUCCESS

In 17 seasons as a member of the Sun Belt Conference, Troy has finished third or better in the league in 10 seasons.

That is tied with Louisiana for the most in the league over the same time period. Additionally, Troy’s lowest finish in the league was tied for sixth in 2014 and 2019, while the Cajuns finished last in the league in 2012.

Sun Belt Top Three Finishes (2006-Present)

Troy - 11
Louisiana - 11
South Alabama - 6

2023 - T-3rd
2022 - 6th
2021 - T-3rd (3rd East)
2020 - N/A (Season ended before conference play)
2019 - T-6th (T-3rd East)
2018 - 2nd (2nd East)
2017 - 6th (3rd East)
2016 - T-3rd
2015 - 2nd (0.5 GB of 1st)
2014 - T-6th
2013 - T-1st
2012 - T-6th
2011 - 1st
2010 - T-6th
2009 - 3rd
2008 - 3rd (0.5 GB of 2nd)
2007 - T-2nd

THE SKYLAR MEADE DIFFERENCE

• Troy head coach Skylar Meade inherited a team that won 27 games in the season prior to his arrival and finished the 2021 season with a 135 RPI.

• In Meade’s first season, Troy improved its win total to 32 games and jumped to 100 in the RPI.

• Troy made another big jump in 2023, winning 40 games and seeing its RPI jump to 39 at the end of the season.

TOUGH 2023 SCHEDULE PAYS OFF

• Troy finished 2023 with the No. 7 non-conference RPI thanks in part to playing the 15th most difficult non-conference schedule.

• Troy finished the 2023 season 20-6 in non-conference play.

• Troy was 5-8 against Q1 opponents last season, 12-8 against Q2, 9-5 against Q3 and 14-1 against Q4.

SHANE LEWIS MAKES HISTORY

• Junior left fielder Shane Lewis became the first Sun Belt player in 20 years to win the league’s Newcomer and Player of the Year awards in the same season when he did so in 2023.

• Lewis also had a historic season at the plate, hitting the fourth-most home runs in the nation, with 27 on the year.

• Lewis set the Troy single-season home run record (Jorge Soto, 26) ... it was the first time since 2010 a Trojan has hit more than 20 home runs in a season and was the most in the Sun Belt Conference since 2009.

OFFENSIVE OUTBURST

Troy’s offense is off to one of the best starts in the country and in the Sun Belt.

Stat	Troy	National Rank	SBC Rank
Doubles	36	7	1
Base on Balls	89	13	2
Sac Flies	13	6	1
Runs	130	13	2
On-Base Percentage	.450	16	2
Hit By Pitch	27	21	3
Hits	143	18	1
Home Runs	23	19	2
Slugging Percentage	.570	24	2
Batting Average	.321	28	1
Scoring	9.3	32	3
Stolen Bases	22	49	5

INDIVIDUALS IN THE NATIONAL SPOTLIGHT

On the mound and at the plate, Troy players are ranked among the nation’s elite.

Player	Stat	No.	National Rank	SBC Rank
Luke Lyon	WHIP	0.48	1	1
Will Butcher	RBIs	26	2	1
Will Butcher	Doubles	9	2	1
Luke Lyon	Hits/9	1.84	3	1
Kole Myers	Runs	22	3	1
Ethan Kavanagh	Runs	22	3	1
Kole Myers	Walks	17	6	2
Ethan Kavanagh	Hits	24	5	2
Kole Myers	Stolen Bases	9	12	2
Clete Hartzog	ERA	0.54	15	1
Kole Myers	Home Runs	6	16	2
Will Butcher	HBP	7	17	2
Luke Lyon	ERA	0.61	18	2
Kole Myers	Total Bases	41	30	2
Kole Myers	OBP	.580	33	4
Ethan Kavanagh	Doubles	6	34	3
Shane Lewis	HBP	6	36	5
Tremayne Cobb Jr.	Walks	13	41	6
Kole Myers	Slugging Pct.	.837	62	2

RECORD WATCH

HOME RUNS

1.	65	Jorge Soto	1997-99
2.	46	Dave Banks	1982-85
3.	41	Tom Gregorio	1996-99
	41	Adam Bryant	2008-11
5.	37	Clint Robinson	2004-07
6.	36	Glen Willis	1985-88
7.	35	Brian Lipman	2001-03
8.	30	Drew Frederic	2017-21
9.	29	Caleb Bartolero	2019-23
	29	Joel Smith	1990-91
	28	Shane Lewis	2023-pr.

SAVES

1.	20	Marc Skinner	2014-17
2.	18	Josh Storm	2008-09
3.	17	Josh Dew	2006-07
4.	15	Marquez Oates	2018-22
5.	12	Cory Gill	2016-20
	12	Nate Hill	2011-13
7.	11	Noah Manning	2023-pr.

TROY IN THE NATIONAL RANKINGS

Date	BA	ESPN	NCBWA	PG	D1
Pre	NR	RV	RV	NR	NR
1	NR	RV	NR	NR	NR
2	NR	RV	RV	NR	NR
3	NR	RV	RV	NR	NR

KOLE MYERS -- CLOSE TO HANGING IT UP

• Kole Myers had no offers coming out of LSU-Eunice despite hitting .306 with nine home runs, a .491 slugging percentage, .474 on-base percentage and 81 stolen bases (58 as a sophomore).

• Troy’s coaching staff had signed a center fielder, who would not qualify academically. A friend of assistant coach Ben Wolgamot saw Myers playing in the Coastal Plains Summer League and passed on the info to the Troy staff, who signed the Jennings, La., native.

• Myers had planned on quitting baseball following his summer in the CPL before Troy came in with the offer.

• In one-plus seasons with Troy - .315 BA, 12 2B, 6 3B, 19 HR, .587 SLG, .437 OBP, 30 SB

STARTER / PITCHING NOTABLES

• **Mikey Bello:** Has started 13 games and played in all 14 ... has hits in seven different games, multiple hits in three games ... four of his 10 hits gone for extra-bases ... 2-for-17 the last six games

• **Brooks Bryan:** Started 11 games, including each of the last eight ... leads Troy with six multi-RBI games, including three games with four RBIs (Harvard twice & Alabama) ... averaging two RBIs per hit

• **Connor Burt:** Recorded more than three outs in 4-of-5 appearances ... Struck out five in 2.0 innings at Florida A&M and in 2.0 innings at Northwestern State ... Has not allowed multiple hits in an appearance this season ... opponents hitting .150 off him with two strikes

• **Will Butcher:** Named the D1 Baseball National Hitter of the Week and SBC Hitter of the Week following the opening weekend of the season ... ranks second in the country in doubles and RBIs ... started all 14 games at first base ... hit safely in 13-of-14 games (0-for-4 in finale at NW State) ... reached base safely in every game this season ... 4-for-4 with 3 doubles and 9 RBIs vs. SIUE (G2)

• **Tremayne Cobb Jr.:** Started all 14 games at shortstop ... ranks third nationally among SS in DRS ... Opened season going 7-for-11 in first three games ... just one EBH since the first game of the season ... only 6 Ks

• **Jay Dill:** Started G3 opening weekend ... Troy is 2-1 in games he pitches

• **Brady Fuller:** Made five relief appearances this season ... Allowed just one hit in 4-of-5 appearances, two hits in the other ... Struck out three in 2.0 innings at NW State ... Struck out two in an inning of work against Harvard

• **Garrett Gainous:** Working his way back into the starting rotation after TJ in 2023 ... Ramped up pitch count from 16 to 28 to 48 in each of his three starts ... Plagued by unearned runs -- allowed four runs, just one earned ... Struck out three in 2.2 vs. #13 Alabama and four in 1.2 innings against Kent Stat

• **Aidan Gilroy:** Started 11 games at third base, defensive replacement at 1B late in games ... 3-for-4 against Kent State, one of three multi-hit games ... only 6 Ks ... solid defensive 3B, only 3 errors at the hot corner

• **Grady Gorgen:** Top lefty relief arm in 2023 ... made last appearance on March 14 before being shutdown for year ... 10 K, 2.77 ERA in 13 innings

• **Clete Hartzog:** Ranks 5th nationally and 1st in SBC with 0.84 ERA ... three wins are the fourth most in the country ... 10.0 K/BB ratio ... 20K, 2 BB ... Allowed 1 ER in 16.2 innings ... struck out 7 against SIUE, 7 against Harvard, 6 vs. NW State ... Opp 1-for-32 with 2 strikes

• **Ethan Kavanagh:** Ranks 3rd in the country in runs scored and fifth in hits ... multiple hits in a team-best eight games ... scored six runs in Troy’s G2 win over SIUE ... 4-for-5 at #13 Alabama ... Hit safely in 13-of-14 games, one without was HBP twice and had just one official plate appearance ... Pair of 3 RBI games and one 4 RBI game ... walk-off single in G2 vs. Kent State

• **Dylan King:** Three appearances out of the pen ... 4 Ks and the win in 1.2 IP in G2 vs. Kent State

• **Shane Lewis:** Has not played since March 1 due to finger issue ... Started 11 games ... 2-for-26 the last nine games ... 5-of-7 hits have gone for extra bases (3 2B, 1 3B, 1 HR) ... Avg. 4.4 pitches per at-bat, second on team

• **Luke Lyon:** Leads country in WHIP (0.48), 18th in ERA (0.61) and 3rd in H/9 (1.71) ... All four appearances out of the pen ... Has not allowed a hit in 3-of-4 outings ... Opp are 0-for-26 with 2 strikes

• **Noah Manning:** Just four appearances this season and no saves after 11 saves in 2023 ... 6 Ks in 4 IP ... has held opponents without an earned run in 13 of his last 15 appearances, pitching to a 1.62 ERA with 15 strikeouts in 16.2 innings.

• **Matt Mercer:** Three appearances out of the bullpen, one PH at-bat

• **Kyle Mock:** 11 starts at DH ... pair of 2-hit and 2-RBI games ... homered in B2B games against SIUE and Florida A&M ... Avg. team-best 4.9 pitches per at-bat

• **Kole Myers:** 3rd nationally in runs scored, 12th in SB, 6th in BB, 33rd in OBP, 16th in HR, 8th in WAR ... hit safely in 12-of-14 games ... multiple walks in four games, multiple hits in six games ... Either stole a base OR hit a HR in 9-of-14 games

• **Michael Osmond:** Three appearances out of the bullpen ... opp are 0-for-8 with 2 strikes ... has not allowed a run ... three Ks in 2.0 IP vs. Kent State

• **Logan Ross:** Started first three weekends ... five shutout innings vs. Harvard ... First nine appearances in 2023 were out of the pen

• **Grayson Stewart:** SBC Preseason Pitcher of the Year ... 18K/4BB ... struck out nine in 6 IP at NW State, 6 K in 4.1 IP in season opener ... allowed 4 HR in his three starts ... 7-of-13 hits gone for extra bases ... opp 4-for-35 with 2 strikes

• **Blake Sutton:** Started 10 games behind the plate ... four hits and three RBIs in G2 win over Kent State ... three multi-hit games ... Troy 7-3 when he starts

• **Colton Walls:** Long snapper for Troy football team

• **Peyton Watts:** Can play SS, 3B, 2B, OF ... HR in two straight games ... 4-for-7 last two games after starting season 0-for-10



LUKE LYON

6-2, 239, Jr., RHP, Hattiesburg, Miss.
Pearl River CC

42

CAREER STATS

Year	ERA	W-L	APP	GS	CG	SHO	SV	IP	H	R	ER	BB	K
2024	0.61	1-0	4	0	0	0	0	14.2	3	1	1	4	16
Total	0.61	1-0	4	0	0	0	0	14.2	3	1	1	4	16

2024 GAME LOG


Date	Opponent	Dec	IP	H	R	ER	HR	BB	K	BF	NP	QS
2/17	SIU-Edwardsville	ND	6.0	0	0	0	0	2	7	21	72	-
2/23	Harvard	W	3.0	0	0	0	0	0	4	9	33	-
2/27	Kent State	ND	4.0	3	1	1	0	1	3	15	50	-
3/3	NW State	ND	1.2	0	0	0	0	1	2	5	18	-

2024 MISCELLANEOUS STATS

WHIP: 0.48
Quality Starts: -
Pitches / Start: N/A
IP/Start: N/A
K/9: 9.82
BB/9: 2.45
K/BB: 4.00

2024 RUN SUPPORT

Runs Scored	0	1	2	3	4	5	6	7	8	9	10+
Games											
Lyon W-L											
Team W-L											



GRAYSON STEWART

5-11, 204, Jr., RHP, Dothan, Ala.
Providence Christian School

27

CAREER STATS

Year	ERA	W-L	APP	GS	CG	SHO	SV	IP	H	R	ER	BB	K
2022	4.64	6-4	28	2	0	0	5	42.2	41	25	22	18	52
2023	3.65	9-3	17	17	1	1	0	91.1	88	46	37	25	94
2024	6.61	0-1	3	3	0	0	0	16.1	13	12	12	4	18
Total	4.25	15-8	48	22	1	1	5	150.1	142	83	71	47	164

2024 GAME LOG


Date	Opponent	Dec	IP	H	R	ER	HR	BB	K	BF	NP	QS
2/16	SIU-Edwardsville	ND	4.1	5	5	5	1	2	5	21	81	-
2/23	Harvard	ND	6.0	2	3	3	2	2	3	23	91	1
3/1	NW State	L	6.0	6	4	4	1	0	9	24	90	-

2024 MISCELLANEOUS STATS

WHIP: 1.10
Quality Starts: 1
Pitches / Start: 87.3
IP/Start: 5.1
K/9: 9.94
BB/9: 2.21
K/BB: 4.50

2023-24 RUN SUPPORT

Runs Scored	0	1	2	3	4	5	6	7	8	9	10+
Games	-	1	-	3	2	1	2	2	1	2	6
Stewart W-L	-	0-1	-	1-2	0-0	0-0	1-1	1-0	1-0	1-0	4-0
Team W-L	-	0-1	-	1-2	2-0	1-0	1-1	1-1	1-0	2-0	6-0



CLETE HARTZOG

6-1, 183, Sr., RHP, Panama City, Fla.
Florida / Mosley HS

26

CAREER STATS

Year	ERA	W-L	APP	GS	CG	SHO	SV	IP	H	R	ER	BB	K
2023	8.53	1-0	7	1	0	0	0	6.1	7	7	6	6	12
2024	0.54	3-0	3	3	0	0	0	16.2	12	1	1	2	20
Total	4.02	4-0	10	4	0	0	0	23.0	19	8	7	8	32

2024 GAME LOG

Date	Opponent	Dec	IP	H	R	ER	HR	BB	K	BF	NP	QS
2/18	SIU-Edwardsville	W	5.0	1	0	0	0	1	7	17	74	-
2/25	Harvard	W	4.1	7	1	1	0	1	7	21	90	-
3/3	Northwestern St.	W	7.1	4	0	0	0	0	6	25	82	1

2024 MISCELLANEOUS STATS

WHIP: 0.90
Quality Starts: 1
Pitches / Start: 82
IP/ Start: 5.2
K/9: 10.80
BB/9: 1.08
K/BB: 10.0

TROY / MEADE RECORD WHEN

	2024	MEADE
All Opponents	10-4	82-48
at Home	8-1	51-19
on Road	2-3	28-26
at Neutral Sites	0-0	3-5
Ranked teams	0-1	2-5
Top-10 teams	0-0	0-0
Top-5 teams	0-0	0-0
Midweek Games	3-1	19-11
Weekend Games	7-3	59-33
Sun Belt Tournament	0-0	2-3
Series Openers	2-1	19-11
Middle Games	2-2	23-8
Series Finales	3-0	16-14
Extra-Inning Games	1-0	5-2
Following Win	7-3	55-27
Following a loss	2-1	24-22
Following consecutive losses	1-0	12-9
Troy out-hits opponent	9-2	56-10
Opponent out-hits Troy	0-1	13-31
Troy hits a home run	9-3	63-27
Troy doesn't hit a home run	1-1	19-23
Scoring First	7-2	48-22
Opponent Scores First	3-2	34-28
vs. RHP	10-2	61-38
vs. LHP	0-2	21-12
Scoring 0-2 Runs	0-0	2-10
Scoring 3-5 Runs	1-2	21-14
Scoring 6-9 Runs	3-2	21-17
Scoring 10+ Runs	6-0	35-1
Opp. Scoring 0-2 Runs	5-0	27-1
Opp. Scoring 3-5 Runs	2-1	29-10
Opp. Scoring 6-9 Runs	1-3	19-18
Opp. Scoring 10+ Runs	2-0	7-21
Troy commits 0 errors	7-0	27-6
Troy commits 1 error	2-1	31-26
Troy commits 2+ errors	1-3	24-18
Opp. commits 0 errors	4-1	24-26
Opp. commits 1 error	3-3	32-18
Opp. commits 2+ errors	3-0	27-6
1-Run Games	3-2	23-12
2-Run Games	0-1	11-6
5-Plus-Run Games	6-0	35-17
Leading After Six	7-0	64-8
Leading After Seven	2-0	57-5
Leading After Eight	2-0	62-3
Tied After Six	1-0	5-3
Tied After Seven	1-0	8-39
Tied After Eight	1-0	7-3
Trailing After Six	2-4	13-39
Trailing After Seven	2-4	9-43
Trailing After Eight	2-4	4-43
February	9-1	22-4
March	1-3	24-15
April	0-0	21-14
May	0-0	14-15
June	0-0	1-2



RIDDLE-PACE FIELD

TOP 20 ATTENDED GAMES AT RIDDLE-PACE FIELD					Year	W	L	T	Pct.
Att.	Opponent	Date	Result						
1. 3,649	South Alabama	5/19/18	L, 5-8		1970	6	6	0	.500
2. 3,328	Alabama	4/4/17	W, 12-11		1971	7	6	0	.538
3. 3,243	#22 Alabama	3/1/16	L, 1-2		1972	7	16	0	.304
4. 3,212	Auburn	5/10/22	L, 4-11		1973	10	7	0	.588
5. 3,210	Alabama	4/8/19	L, 3-7		1974	15	6	0	.714
6. 3,189	#22 Auburn	5/15/18	W, 9-5		1975	10	7	0	.588
7. 2,936	Alabama	3/20/12	W, 9-0		1976	13	8	0	.619
8. 2,892	UAB	5/17/22	L, 8-10		1977	10	3	0	.769
9. 2,586	Auburn	3/31/10	W, 5-4		1978	17	3	0	.850
10. 2,567	Auburn	3/18/08	L, 4-6		1979	18	2	0	.900
11. 2,523	Coastal Carolina	5/13/22	L, 6-10		1980	20	6	0	.769
12. 2,456	App State	5/20/23	L, 8-12		1981	21	4	0	.840
13. 2,413	Alabama	3/3/09	W, 6-2		1982	16	5	0	.762
14. 2,395	Auburn	4/25/07	W, 5-4		1983	14	3	1	.806
15. 2,392	Harvard	2/23/24	W, 4-3		1984	23	8	0	.742
16. 2,357	Harvard	2/24/24	W, 14-3		1985	22	5	0	.846
17. 2,332	Coastal Carolina	5/14/22	L, 3-7		1986	27	3	0	.900
18. 2,238	Coastal Carolina	5/15/22	L, 7-11		1987	24	3	0	.889
19. 2,210	South Alabama	4/14/22	L, 3-11		1988	20	5	0	.800
20. 2,197	Auburn	5/3/05	L, 3-4		1989	19	8	0	.704
The patch of land that would later become Riddle-PaceField hosted its first baseball game in 1931. Earlier games where played on the Shackelford Quad, but the number of broken windows in Shackelford Hall led to a change in venue.					1990	29	7	0	.806
The field is named for former mathematics professor Matthew Downer Pace and legendary head coach Chase Riddle.					1991	22	4	0	.846
Originally constructed as the home field for the university's football and baseball teams, Pace Field stood at the location of the current Riddle-Pace Field.					1992	14	5	0	.737
It is one of the original locations were the Alabama-Florida Class D Deep South Baseball League teams played. They provided players to the Cleveland Indians (1939), the Cincinnati Reds (1940) and the Detroit Tigers (1947-49).					1993	25	4	0	.862
With the turf playing surface, Riddle-Pace Field could drain water at an incredible 10 inches per hour.					1994	23	6	0	.793
RENOVATION TIMELINE					1995	14	8	0	.636
1931: All home games moved to current location					1996	23	3	0	.885
2002: Stadium renovations included a new grand stand and press box					1997	15	12	0	.556
2008: \$4.7 million renovation included Lott Baseball Complex, right field wall, new lighting and ProGrass turf					1998	20	6	0	.769
2015: Playing surface replaced					1999	20	3	0	.870
2023: Renovated Riddle-Pace Field opened with new grandstand featuring all chairback seating					2000	14	21	0	.400
2024: Renovation completed to RPF, RBI Club Opened and new videoboard installed.					2001	17	10	0	.630
RIGHT FIELD WALL					2002	19	11	0	.633
Constructed in 2008, the wall in right field houses the Riddle-Pace Field scoreboard and until the 2024 season, the sound system.					2003	14	12	0	.538
The wall is 27-feet tall and 32-feet at the scoreboard (up from 30 feet prior to the 2024 season).					2004	13	8	0	.619
					2005	21	5	0	.808
					2006	22	3	0	.880
					2007	19	10	0	.655
					2008	17	8	0	.680
					2009	18	13	0	.581
					2010	21	11	0	.656
					2011	30	5	0	.857
					2012	17	11	0	.607
					2013	28	5	0	.848
					2014	16	14	0	.533
					2015	22	12	0	.647
					2016	18	11	0	.621
					2017	18	10	0	.643
					2018	23	8	0	.742
					2019	17	14	0	.548
					2020	8	1	0	.888
					2021	19	9	0	.678
					2022	19	10	0	.655
					2023	24	8	0	.750
					2024	8	1	0	.000
					Total	986	397	1	.713



SKYLAR MEADE HEAD COACH

COACHING HISTORY

Troy, head coach.....	2022-present
South Carolina, assistant coach.....	2018-2021
Michigan State, assistant coach.....	2015-2017
Middle Tennessee, assistant coach	2013-2014
Eastern Illinois, assistant coach	2009-2012
Eastern Illinois, graduate assistant.....	2008

PLAYING CAREER

University of Louisville.....	2003-2007
-------------------------------	-----------

FAMILY

Wife	Jesse
Children	Kasen, Micah

COACHING ACCOMPLISHMENTS

– Lead Troy to the NCAA Regionals as an at-large selection in just his second season (2023) as the program's head coach; Troy had two players selected in the 2023 MLB Draft and two others signed as UDFA.

- Meade has coached 30 players who have been selected in the MLB First-Year Player Draft, with 14 of those players taken within the first 10 rounds.

- Helped lead the Eastern Illinois to the 2009 OVC regular season championship and the 2008 OVC Tournament title; the berth in the 2008 NCAA Tournament was just the second in school history.

PLAYER ACCOMPLISHMENTS

- Made 12 appearances out of the bullpen as a true freshman. Earned a save in his first career appearance, hurling four innings and giving up an unearned run on three hits while striking out three against ECU (2/26/03). Logged a sacrifice bunt in his only plate appearance of the season.

- As a sophomore, 3-0 with a 4.23 ERA over 38.1 innings.

- Went 4-1 with a 5.54 ERA in seven outings as a junior.

- Pitched in the College World Series

EDUCATION

- Bachelor's degree in sports administration - 2007, Louisville

- Master's degree in kinesiology and sports studies- 2009, Eastern Illinois

TROY YEAR-BY-YEAR RECORD

Year	Record	Pct.	SBC	Pct.	Finish
2022	32-24	.571	15-15	.500	6th
2023	40-22	.645	18-12	.600	3rd
2024	10-4	.714	-	-	-
Overall	82-50	.631	33-27	.550	-

Skylar Meade begins his third season as Troy's head coach in 2024 after leading the Trojans back to the NCAA Regionals in 2023. Additionally, Shane Lewis set the Troy single-season home run record and finished just four off the NCAA single-season record during the BBCOR era.

The Trojans have transformed their roster during Meade's tenure and the results are evident. Troy has averaged 10.03 strikeouts per nine innings on the mound during his first two seasons, stole a combined 129 bases while belting 162 home runs; the Trojans hit 108 homers during the 2023 campaign, double its amount from 2022.

Meade took over Troy's head coaching role following four seasons as the pitching coach at South Carolina.

2023

Skylar Meade's second season saw the Trojans skyrocket beyond expectations as he led the program to its first 40-win seasons since 2018 and fifth in the last 20 years. He also led the Trojans to an at-large berth in the NCAA Tuscaloosa Regional, where they defeated Boston College, 11-10, in the Regional opener.

Meade and the Trojans dominated on the mound leading the Sun Belt Conference and ranking 11th in the country in strikeouts per nine innings at 10.6 – the second straight season where the Trojans set a program record. On the offensive side, Troy recorded 19 triples to lead the league and rank 20th in the nation. Additionally in the league, Troy ranked in the top three in walks (third – 306), double plays (second – 51), double plays per game (third – 0.82), home runs (second – 108), home runs per game (third – 1.74), runs (second – 476), triples per game (second – 0.31).

The 2023 season saw key victories by Meade and the Trojans, including his first win over an SEC opponent at Auburn, in addition to series sweeps over Marshall, ULM, USC-Upstate, Stony Brook and Evansville. Under the guidance of Meade, the Trojans entered the SBC Tournament as the No. 3 seed.

Meade's leadership also propelled two players, Zach Fruit (Baltimore Orioles) and William Sullivan (St. Louis Cardinals), to be selected in the MLB Draft, while Caleb Bartolero and Ben Thompson signed with the Los Angeles Angels.

Shane Lewis earned Sun Belt Player and Newcomer of the Year honors after hitting a program record 27 home runs. Lewis was a Dick Howser Trophy semifinalist, All-Sun Belt First Team, Collegiate Baseball All-American Third Team and ABCA / Rawlings All-American Third Team. Troy raked in the accolades with three All-Sun Belt First Team selections (Lewis, Caleb Bartolero, Grayson Stewart) and one second team (Noah Manning).

2022

In his first season at the helm of the Trojans, Meade led Troy to a 32-win season and an appearance in the semifinals of the Sun Belt Conference Tournament. The 32 wins in 2022 were the most by a Trojan team since 2019. Under the pitching expertise of Meade, the Trojans led the Sun Belt Conference in strikeouts totaling 520. In addition, they led the conference in strikeouts per nine innings at 9.5, which was the most in program history, as Meade has now been a part of a strikeout record at every program he's coached at. Meade became the fourth coach in program history to win at least 30 games in his first season.

Meade earned his first win as head coach of the Trojans on Feb. 18, 2022, in a 2-1 win over Holy Cross. More history was made when Meade led the Trojans to their first-ever sweep over Louisiana and swept Big Ten program, Indiana. The Trojans saw a nine-game win streak during the 2022 season, which was the fourth longest in the country at the time and the longest in program history since 2006.

Rigsby Mosley earned Sun Belt all-conference recognition for the first time in his storied career as a pitcher under the direction of Meade after five years having only played outfield.

A 14-year coaching veteran, Meade has previous stops at Michigan State, Middle Tennessee and Eastern Illinois following a standout playing career at Louisville, where he pitched in the College World Series. Meade has coached 28 players who have been selected in the MLB First-Year Player Draft, with 12 of those players taken within the first 10 rounds.

Meade is coming off a season in which six South Carolina pitchers were selected in the MLB Draft earlier this week, which was tied with Arkansas for the most pitchers selected from any one school. Brett Kerry earned D1 Baseball and NCBWA All-America honors while Will Sanders was named to the SEC All-Freshman Team, was a Freshman All-American selection by two organizations and was recently selected as a member of USA Baseball Collegiate National Team. Additionally, Jack Mahoney earned Freshman All-America honors from Perfect Game.

The Gamecocks posted the fourth-best ERA in the Southeastern Conference in 2021, while South Carolina's staff totaled 624 strikeouts in just 507 innings pitched. South Carolina hosted an NCAA Regional and picked up an in-season sweep of No. 5 Florida.

Meade joined the South Carolina staff before the 2018 season and during his four seasons 14 Gamecock pitchers were selected in the MLB Draft. Seven of those picks came in the top 10 rounds, including Carmen Mlodzinski, who was selected by the Pittsburgh Pirates with the 31st overall pick in the 2020 MLB Draft.

He made an immediate impact in his first season with the Gamecocks as they held opponents to a .243 batting average and posted 542 strikeouts in 553.1 innings of work. In the shortened 2020 season, South Carolina pitchers combined for a 2.81 ERA with 184 strikeouts in just 144 innings pitched. In 2019, Kerry began his rise up the national pitching ranks under Meade's guidance as he was named to the SEC All-Freshman Team and a Freshman All-American by three different organizations.

Meade joined the South Carolina staff following three seasons as the pitching coach at Michigan State. Under his watch, a Spartan pitcher led the Big Ten in ERA in each of his last two seasons on staff (Walter Borkovich in 2017; Dakota Mekkes in 2016). Additionally, the Spartans posted their top three strikeout totals in school history his final three seasons with 409 strikeouts in 2015, 466 in 2016 and 420 in 2017.

Prior to his stint at Michigan State, Meade spent two years as the pitching coach at Middle Tennessee. Prior to joining the staff at Middle Tennessee, Meade spent five seasons at Eastern Illinois, first as a graduate assistant before being elevated to an assistant coach in 2009.

Meade joined the coaching staff at EIU following his playing career at Louisville. Meade anchored a pitching staff that helped lead Louisville to an appearance in the 2007 College World Series. The southpaw recorded nine wins and limited opposing batters to a .247 average during the Cardinals' run to Omaha.

HITTING STREAKS

Player	2024	Current	Career
Ethan Kavanagh	10	10	10
Ben Arnett	-	2	2
Kole Myers	8	2	17
Peyton Walls	2	2	2
Brooks Bryan	5	2	5
Tremayne Cobb	4	2	8
Aidan Gilroy	4	1	10
Will Butcher	12	1	13
Blake Sutton	5	-	9
Kyle Mock	4	-	11
Shane Lewis	2	-	12
Mikey Bello	2	-	6
Colton Walls	1	-	1
Lance Gardiner	-	-	2
Matt Mercer	-	-	2
Parker Sessions	-	-	2
Jayden Sloan	-	-	8

MULTI-HIT GAMES

Player	2	3	4	5+	Total
Ethan Kavanagh	6	1	1	-	8
Kole Myers	4	2	-	-	6
Will Butcher	4	-	1	-	5
Tremayne Cobb Jr.	3	1	-	-	4
Aidan Gilroy	2	1	-	-	3
Blake Sutton	2	-	1	-	3
Mikey Bello	3	-	-	-	3
Kyle Mock	2	-	-	-	2
Shane Lewis	1	-	1	-	2
Brooks Bryan	2	-	-	-	2
Peyton Watts	-	1	-	-	1
TEAM	29	6	4	-	39

MULTI-RBI GAMES

Player	2	3	4	5+	Total
Brooks Bryan	2	1	3	-	6
Will Butcher	1	2	-	2	5
Kole Myers	3	1	-	-	4
Ethan Kavanagh	-	2	1	-	3
Blake Sutton	1	2	-	-	3
Mikey Bello	2	-	-	-	2
Treymayne Cobb, Jr.	1	1	-	-	2
Kyle Mock	2	-	-	-	2
Shane Lewis	-	1	-	-	1
Aidan Gilroy	1	-	-	-	1
TEAM	13	10	4	2	29

CAREER EXTRA-BASE HITS

Player	2B	3B	HR	Total
Will Butcher	35	-	32	67
Tremayne Cobb	24	5	23	52
Kyle Mock	27	3	18	49
Blake Sutton	25	1	20	46
Shane Lewis	9	3	28	40
Kole Myers	12	6	19	37
Jayden Sloan	20	2	7	29
Aidan Gilroy	16	6	6	28
Ethan Kavanagh	15	2	2	20
Brooks Bryan	5	-	8	13
Mikey Bello	8	0	2	10
Lance Gardiner	2	-	2	4
Peyton Watts	-	-	2	2
Ben Arnett	-	1	-	1

REACHED BASE STREAKS

Player	2024	Current	Career
Kole Myers	14	32	32
Ethan Kavanagh	14	26	26
Will Butcher	14	19	19
Tremayne Cobb	10	10	23
Blake Sutton	8	8	15
Shane Lewis	7	7	27
Ben Arnett	-	6	6
Brooks Bryan	9	2	9
Aidan Gilroy	4	2	24
Lance Gardiner	1	1	2
Cooper Smith	1	1	1
Kyle Mock	5	-	28
Mikey Bello	9	-	9
Jayden Sloan	-	-	8
Colton Walls	1	-	1
Parker Sessions	-	-	4
Matt Mercer	-	-	3

CAREER MULTI-HIT GAMES (DI CAREER)

Player	2	3	4	5+	Total
Will Butcher	46	7	1	-	54
Tremayne Cobb	36	10	-	1	47
Kyle Mock	26	9	1	-	36
Aidan Gilroy	25	10	-	-	35
Blake Sutton	27	5	1	-	33
Ethan Kavanagh	22	5	2	-	29
Jayden Sloan	16	2	4	-	22
Kole Myers	19	4	-	-	23
Shane Lewis	12	3	2	-	17
Mikey Bello	8	2	-	-	9
Lance Gardiner	3	1	-	-	4
Brooks Bryan	4	-	-	-	4
Peyton Watts	-	1	-	-	1

CAREER MULTI-RBI GAMES (DI CAREER)

Player	2	3	4	5+	Total
Will Butcher	23	11	1	4	39
Tremayne Cobb	16	8	1	3	28
Blake Sutton	18	6	3	-	27
Kyle Mock	16	10	-	-	26
Shane Lewis	7	7	3	3	20
Aidan Gilroy	17	1	-	-	18
Ethan Kavanagh	8	5	1	-	14
Jayden Sloan	9	-	1	2	12
Kole Myers	9	-	2	-	11
Brooks Bryan	3	2	3	-	8
Mikey Bello	5	-	-	-	5
Lance Gardiner	2	-	-	1	3

COME FROM BEHIND WINS

defined as any win when trailing after an inning

Date/Opponent	Score (Inn.)	Final
SIU-Edwardsville (2/16)	2-6 (6)	9-8 (10)
Harvard (2/23)	1-3 (3)	4-3
Kent State (2/28)	4-10 (6)	12-11

BLOWN LEADS

defined as any loss when leading after an inning

Date/Opponent	Score (Inn.)	Final
SIU-Edwardsville (2/17)	3-1 (1)	6-7
NE State (3/1)	1-0 (1)	3-5

CAREER HOME RUNS (TROY ONLY)

Name	Solo	2R	3R	GS	Total
Shane Lewis	11	10	7	-	28
Kole Myers	13	3	1	1	19
Kyle Mock	10	4	4	-	18
Tremayne Cobb	4	2	3	-	9
Brooks Bryan	5	1	2	-	8
Ethan Kavanagh	2	1	-	-	3
Will Butcher	1	-	1	1	3
Peyton Watts	2	-	-	-	2
Lance Gardiner	2	-	-	-	2
Aidan Gilroy	-	1	-	-	1
Mikey Bello	-	1	-	-	1
Blake Sutton	-	1	-	-	1

STARTERS GAME-BY-GAME

Opponent	W-L	IP	H	R	ER	BB	K
SIU-Edwardsville	ND	4.1	5	5	5	2	6
SIU-Edwardsville	W	4.0	6	6	3	1	4
SIU-Edwardsville	L	3.0	10	7	4	3	3
SIU-Edwardsville	W	5.0	1	0	0	1	7
Florida A&M	W	1.0	2	1	0	1	1
Harvard	ND	6.0	2	3	3	2	3
Harvard	W	5.0	5	1	0	0	1
Harvard	W	4.1	7	1	1	1	7
Kent State	ND	1.2	1	1	1	0	4
Kent State	ND	1.1	2	3	3	2	3
NW State	L	6.0	6	4	4	0	9
NW State	ND	4.0	4	2	2	2	4
NW State	W	7.1	4	0	0	0	6
Alabama	ND	2.2	3	2	0	2	3
TOTALS - 6-2 55.2 IP (48.8%) 4.20 ERA 61/17 (K/BB)							

BULLPEN GAME-BY-GAME

Opponent	W-L	IP	H	R	ER	BB	K
SIU-Edwardsville	W	5.2	7	3	3	2	3
SIU-Edwardsville	ND	3.0	5	7	4	2	3
SIU-Edwardsville	ND	6.0	0	0	0	2	7
SIU-Edwardsville	ND	2.0	1	0	0	2	0
Florida A&M	ND	6.0	2	1	1	2	10
Harvard	W	3.0	0	0	0	0	4
Harvard	ND	2.0	4	2	2	1	2
Harvard	ND	2.2	1	0	0	1	4
Kent State	ND	6.1	5	1	1	3	7
Kent State	W	7.2	9	8	8	6	15
NW State	ND	2.0	1	1	0	3	3
NW State	L	4.0	5	4	3	4	8
NW State	ND	1.2	0	0	0	1	2
Alabama	L	5.1	6	6	6	4	4
TOTALS - 4-2 58.1 IP (51.2%) 4.32 ERA 72/33 (K/BB)							

RELIEF EFFECTIVENESS

Pitcher	Sv	BISv	Inherited Runners		First Batters		Pct.	Holds
			No.	Scored	Retired	Faced		
Connor Burt	-	-	5	1	4	5	80.0	-
Jay Dill	-	-	1	1	2	0	0.00	-
Brady Fuller	-	-	3	0	3	5	60.0	1
Dylan King	-	-	3	2	1	3	33.3	-
Luke Lyon	-	-	3	1	4	4	100.0	1
Noah Manning	-	-	2	2	2	4	50.0	-
Matt Mercer	-	-	1	1	3	3	100.0	-
Michael Osmond	-	-	-	-	2	3	66.7	-
Ryan Pettys	-	-	2	-	3	4	75.0	-
Pavlos Piperakis	-	-	2	0	1	1	100.0	-
Jacob Roettgen	-	-	2	2	1	1	100.0	-
Issac Silva	-	-	2	1	2	2	100.0	-
Colton Walls	-	-	-	-	1	2	50.0	-

STARTER RUN SUPPORT / QUALITY STARTS

Pitcher	Starts	Runs	Runs/Start	Troy Record	Quality Starts
Jay Dill	1	6	6.0	0-1	-
Garrett Gainous	3	26	8.7	2-1	-
Clete Hartzog	3	29	9.7	3-0	1
Jacob Roettgen	1	12	12.0	1-0	-
Logan Ross	3	41	13.7	2-1	-
Grayson Stewart	3	16	5.3	2-1	1

SERIES BY SERIES HITTING

Series	W-L	AVG.	AB	R	H	2B	3B	HR	RBI	SLG	BB	HB	SO	OBP	SF	SH	SB-A	FLD
SIUE	3-1	.376	133	50	50	17	2	8	46	.714	29	7	21	.494	5	0	8-9	.959
HARVARD	3-0	.300	80	29	24	6	0	7	27	.638	26	7	21	.496	2	0	5-6	1.000
NW STATE	1-2	.224	98	13	22	4	0	3	12	.357	12	2	23	.316	2	0	4-5	.970
INDIANA																		
ULM																		
USA																		
S. MISS																		
A-STATE																		
APP																		
GSU																		
CCU																		
ULL																		
TXST																		
JMU																		

SERIES BY SERIES PITCHING

Series	W-L	ERA	IP	H	R	ER	BB	SO	AB	B/AVG	2B	3B	HR	WP	HBP	BK	SF	SH
SIUE	3-1	5.18	33.0	35	28	19	15	33	132	.265	7	0	4	3	1	0	1	2
HARVARD	3-0	2.35	23.0	19	7	6	5	21	83	.229	2	1	2	0	2	0	1	0
NW STATE	1-2	3.24	25.0	20	11	9	10	32	91	.220	5	1	1	3	1	0	1	0
INDIANA																		
ULM																		
USA																		
S. MISS																		
A-STATE																		
APP																		
GSU																		
CCU																		
ULL																		
TXST																		
JMU																		

INNING BY INNING SUMMARY

	1	2	3	4	5	6	7	8	9	EX	Total
Troy	19	16	23	9	19	18	12	1	7	1	130
Opponents	4	8	16	7	17	12	3	3	0	0	69

STARTING LINEUP BY ORDER

Date	Opponent	No. (Time)	Record	1	2	3	4	5	6	7	8	9
2/16	SIU-Edwardsville	1 (1)	1-0	Myers	Kavanagh	Butcher	Lewis	Cobb Jr.	Mock	Sutton	Bello	Gilroy
2/17	SIU-Edwardsville	2 (1)	1-0	Myers	Kavanagh	Butcher	Lewis	Cobb Jr.	Bryan	Sutton	Bello	Gilroy
2/17	SIU-Edwardsville	3 (1)	0-1	Myers	Kavanagh	Butcher	Lewis	Cobb Jr.	Bryan	Mock	Bello	Watts
2/18	SIU-Edwardsville	1 (2)	2-0	Myers	Kavanagh	Butcher	Lewis	Cobb Jr.	Mock	Sutton	Bello	Gilroy
2/20	Florida A&M	4 (1)	1-0	Myers	Kavanagh	Butcher	Lewis	Cobb Jr.	Mock	Bryan	Bello	Gilroy
2/23	Harvard	1 (3)	1-0	Myers	Kavanagh	Butcher	Lewis	Cobb Jr.	Mock	Sutton	Bello	Gilroy
2/24	Harvard	5 (1)	1-0	Myers	Kavanagh	Butcher	Lewis	Cobb Jr.	Bryan	Mock	Watts	Bello
2/25	Harvard	6 (1)	1-0	Myers	Kavanagh	Butcher	Lewis	Cobb Jr.	Bryan	Sutton	Gilroy	Bello
2/27	Kent State	7 (1)	1-0	Myers	Kavanagh	Butcher	Bryan	Cobb Jr.	Mock	Lewis	Gilroy	Bello
2/28	Kent State	8 (1)	1-0	Myers	Kavanagh	Butcher	Bryan	Cobb Jr.	Mock	Lewis	Gilroy	Sutton
3/1	NW State	9 (1)	0-1	Myers	Kavanagh	Butcher	Bryan	Cobb Jr.	Sutton	Lewis	Gilroy	Bello
3/2	NW State	10 (1)	0-1	Myers	Kavanagh	Butcher	Bryan	Mock	Cobb Jr.	Sutton	Bello	Gilroy
3/3	NW State	11 (1)	1-0	Myers	Kavanagh	Butcher	Bryan	Mock	Cobb Jr.	Sutton	Bello	Watts
3/6	Alabama	12 (1)	0-1	Myers	Kavanagh	Butcher	Bryan	Cobb Jr.	Sutton	Watts	Bello	Watts

STARTING LINEUP BY POSITION

Date	Opponent	No. (Time)	Record	C	1B	2B	SS	3B	LF	CF	RF	DH
2/16	SIU-Edwardsville	1 (1)	1-0	Sutton	Butcher	Kavanagh	Cobb Jr	Gilroy	Lewis	Myers	Bello	Mock
2/17	SIU-Edwardsville	2 (1)	1-0	Sutton	Butcher	Kavanagh	Cobb Jr	Gilroy	Lewis	Myers	Bello	Bryan
2/17	SIU-Edwardsville	3 (1)	0-1	Bryan	Butcher	Kavanagh	Cobb Jr	Watts	Lewis	Myers	Bello	Mock
2/18	SIU-Edwardsville	1 (2)	2-0	Sutton	Butcher	Kavanagh	Cobb Jr	Gilroy	Lewis	Myers	Bello	Mock
2/20	Florida A&M	4 (1)	1-0	Bryan	Butcher	Kavanagh	Cobb Jr	Gilroy	Lewis	Myers	Bello	Mock
2/23	Harvard	1 (3)	1-0	Sutton	Butcher	Kavanagh	Cobb Jr	Gilroy	Lewis	Myers	Bello	Mock
2/24	Harvard	3 (2)	1-1	Bryan	Butcher	Kavanagh	Cobb Jr	Watts	Lewis	Myers	Bello	Mock
2/25	Harvard	2 (2)	2-0	Sutton	Butcher	Kavanagh	Cobb Jr	Gilroy	Lewis	Myers	Bello	Bryan
2/27	Kent State	4 (2)	2-0	Bryan	Butcher	Kavanagh	Cobb Jr	Gilroy	Lewis	Myers	Bello	Mock
2/28	Kent State	5 (1)	1-0	Sutton	Butcher	Kavanagh	Cobb Jr	Gilroy	Lewis	Myers	Bryan	Mock
3/1	NW State	2 (3)	2-1	Sutton	Butcher	Kavanagh	Cobb Jr	Gilroy	Lewis	Myers	Bello	Bryan
3/2	NW State	6 (1)	0-1	Sutton	Butcher	Kavanagh	Cobb Jr	Gilroy	Bryan	Myers	Bello	Mock
3/3	NW State	7 (1)	1-0	Sutton	Butcher	Kavanagh	Cobb Jr	Watts	Bryan	Myers	Bello	Mock
3/6	Alabama	8 (1)	0-1	Sutton	Butcher	Kavanagh	Cobb Jr	Gilroy	Watts	Myers	Bello	Bryan

LAST TIME A TROY PLAYER...

Led off game (Troy at-bat) with a homer:Kole Myers, Feb. 17, 2024, vs. SIUE
Hit an inside the park home run: Kyle Mock, April 1, 2023, vs. Southern Miss
Hit a grand slam:Will Butcher, Feb. 18, 2024, vs. SIUE
Hit two home runs in a game:Shane Lewis, May 2, 2023 vs. Jacksonville State
Hit three home runs in a game:Kole Myers, Feb. 17, 2024, vs. SIUE
Homered in two consecutive at-bats: Kyle Myers, Feb. 17, 2024, vs. SIUE
Homered in three consecutive at-bats Brandon Lockridge, May 7-10, 2017, vs. App St. / Ala. St.
Hit home run in consecutive games:Shane Lewis, April 28-30, 2023, vs. South Alabama
Hit home run in three straight games: Shane Lewis, April 28-May 2, 2023
Hit home run in four straight games:Shane Lewis, April 28-May 5, 2023
Hit home run in five straight games: Shane Lewis, April 28-May 6, 2023
Hit home run in both games of DH: Drew Frederic, April 25, 2021, vs. App St.
Hit for Cycle: Danny Collins, Feb. 16, 2013, vs. Florida A&M
Had a walk-off home run: Shane Lewis, April 1, 2023, vs Southern Miss (B10)
Reached in six or more straight PA: Drew Frederic, March 7-8, 2020 vs Samford/Louisiana
Reached in eight or more straight PA: Jesse Hall, May. 19-20, 2022, vs. App State (8)
Scored five or more runs in a game: Ethan Kavanagh (6), Feb. 17, 2024, vs. SIUE
Had five consecutive hits: Tremayne Cobb Jr., May. 6, 2023 vs. Georgia Southern
Had six or more consecutive hits: William Sullivan, Feb. 15-16, 2020, vs. Northern Kentucky (6)
Had four hits in a game..... Ethan Kavanagh, vs. Kent State, Feb. 28, 2024
Had five hits in a game: Tremayne Cobb Jr., May. 6, 2023 vs. Georgia Southern
Had six or more hits in a game Drew Miller, April 21, 2002, vs. Savannah State
Had five RBIs in a game:..... Shane Lewis, Caleb Bartolero & Clay Stearns April 22, 2023 vs. TXST
Had six RBIs in a game Logan Cerny, Feb. 20, 2021 vs Youngstown State (7)
Had seven or more RBIs in a gameWill Butcher (9), Feb. 17, 2024, vs. SIUE
Hit two or more triples in a game:.....
Stole three bases in a game: Kole Myers, Feb. 18, 2023, vs. Evansville
Stole four bases in a game:..... Matt Sanders, March 10, 2017, vs. Hofstra
Stole five bases in a game:..... Adam Godwin, vs. Campbell, April 2, 2005 (6)
Stole six bases in a game..... Adam Godwin, vs. Campbell, April 2, 2005
Stole homeJoey Denison, March 4, 2018, vs. Tenn. Tech (Double Steal)
Walked three times in a game:..... Kole Myers (3), Feb. 16, 2024, vs. SIUE
Walked four or more times in a game:..... Sadler Goodwin, March 13, 2019, at Jax State (4)
Had a scoreless streak of at least 10 innings Grayson Stewart, Feb.26-Mar 12. (12.0)
Had a scoreless streak of at least 15 innings Garrett Gainous, April 10-30 (16.1)
Had a scoreless streak of at least 25 innings Andrew Crane, March 31-May 18, 2017 (39.2)
Threw a nine-inning no-hitterDean Cordova, March 4, 1996, vs. Valparaiso, 8-0
Threw a nine-inning one-hitter
Struck out four consecutive batters: Kyle Gamble, March 24, 2021, at Alabama State
Struck out five consecutive batters: Logan Ross, Mar. 8, 2023, vs. FGCU (5)
Struck out six or more consecutive batters: .. Levi Thomas, Feb. 14, 2020, vs. Northern Kentucky (7)
Struck out 10 in a game:Brady Fuller, April 14, 2023, vs. Louisiana
Struck out 11 batters in a game:Orlando Ortiz, Feb. 19, 2021, vs. Youngstown State (11)
Struck out 12 batters in a game: Ben Thompson, Mar. 7, 2023, vs. FGCU (12)
Struck out 13 batters in a game: Levi Thomas, Feb. 14, 2020, vs. Northern Kentucky (14)
Struck out 14 or more batters in a game..... Levi Thomas, Feb. 14, 2020, vs. Northern Kentucky (14)
Pitched a complete-game loss: Grant Bennett, May 1, 2015, at ULM
Pitched consecutive complete-game losses.....Andrew Dickinson, April 30 & May 7, 2010
Pitched a 7-inning complete game Grayson Stewart, March 5, 2023, vs USC-Upstate
Pitched a 7-inning complete game shutout..... Grayson Stewart, March 5, 2023, vs USC-Upstate
Pitched a 9-inning complete game Andrew Crane, March 23, 2018, at Louisiana
Pitched a 9-inning shutout: Tanner Hicks, March 14, 2014, at South Alabama
Pitched a 9-inning shutout (road): Tanner Hicks, March 14, 2014, at South Alabama
Pitched two complete games in conference season: Lucas Brown, Sun Belt, 2015
Pitched three or more CG in conference season:Grant Bennett, Sun Belt, 2015 (5)
Pitched two shutouts in conference season: Justin Eason, Atlantic Sun, 2003
Pitched back-to-back complete gamesGrant Bennett, Texas State & ULM, 2015

LAST TIME A TROY TEAM...

Hit back-to-back home runs: May 6, 2023 vs. Georgia Southern (Lewis & Sullivan)
Hit back-to-back-back home runs: April 22, 2015, at Kennesaw State, 7th inning
Hit three HR in an inning: April 25, 2021, vs. App State, 5th inning
Hit four or more home runs in an inning
Hit three home runs in a game: Feb. 18, 2024, vs. SIUE
Hit four home runs in a game: May 6, 2023 vs. Georgia Southern
Hit five home runs in a game: Feb 20, 2021 vs. Youngstown State (5)
Hit six home runs in a game. April 30, 2019, at Alabama State
Hit seven home runs in a game Feb. 25 2023 vs Stony Brook (7)
Hit eight or more home runs in a game..... April 14, 1985, vs. West Alabama (8)
Hit three or more grand slams in season: 2011 (4)
Homered in five consecutive games:Feb. 16-25, 2024 (8)
Homered in six consecutive games: Feb. 16-25, 2024 (8)
Homered in seven consecutive games:Feb. 16-25, 2024 (8)
Homered in eight consecutive games:Feb. 16-25, 2024 (8)
Homered in nine consecutive games: April 26-May 11, 2002
Homered in 10 consecutive games:May 15-May 30, 2010
Run-ruled an opponent on the road: April 18, 2023, at Jacksonville St, 7 innings
Run-ruled an opponent at home: Feb. 17, 2024, vs. SIUE, 7 innings
Scored 15-19 runs in a game:May. 6 2023 vs Georgia Southern (15)
Scored 20-24 runs in a game: Feb. 17, 2024, vs. SIUE (24)
Scored 25-29 runs in a game: March 3, 2012, at Bethune-Cookman (26)
Scored 30 or more runs in a game:..... May 8, 1999, vs. Stetson (34)
Scored 7 runs in an inning: April 18, 2021 at Georgia State, Sixth Inning (7)
Scored 8 runs in an inning: April 18, 2023 at Jacksonville St, Sixth Inning
Scored 9 runs in an inning: March 23, 2014, vs. ULM, 3rd inning
Scored 10 runs in an inning: April 23, 2023, vs. Texas State, 6th inning
Scored 12 runs in an inning: May 10, 2008, at ULM, 5th inning
Scored 13 runs in an inning
Scored 10 or more runs in a loss:April 18, 2021 at Georgia State (15-17)
Scored 20 or more runs in a road game:April 30, 2019, at Alabama State (20)
Allowed 20 or more runs in a game: May 7, 2022 at Georgia Southern
Allowed 7 runs in an inning: Feb. 17, 2024, vs. SIUE, 5th inning
Allowed 8 runs in an inning: March 28, 2021, vs. UCF, 5th inning (9)
Allowed 9 runs in an inning:March 28, 2021, vs. UCF, 5th inning
Allowed 10 or more runs in an inning April 8, 2023 at Arkansas State, 8th inning
Overcame a deficit of four runs in a win: February 22, 2020 vs. Louisiana Tech (0-4)
Overcame a deficit of five runs in a win:April 12, 2019, at Georgia State (0-5)
Overcame a deficit of six runs in a win: Feb. 28, 2024, vs. Kent State (4-10, 12-11)
Overcame a deficit of seven runs in a win: February 25, 2023, vs. Stony Brook (3-10, 15-11)
Overcame a deficit of eight runs in a win:
Overcame a deficit of nine runs in a win
Walked 10 or more times in a game: February 19, 2020, vs. Jackson State (12)
Walked 12 or more times in a game:..... February 19, 2020, vs. Jackson State (12)
Had three or more hit batters in an inning:April 4, 2018, at Jacksonville State, 7th Inning
Had four or more hit batters in an inning.....April 16, 2023, at Louisiana, 6th inning
Had five consecutive hits: Feb. 19, 2022, vs. Holy Cross, 1st inning
Had six consecutive hits:April 13, 2019, at Georgia State (5H, BB, H)
Had seven or more consecutive hits:.....
Had eight consecutive batters reach base safely:March 4, 2018, vs. Tennessee Tech
Had nine or more consecutive batters reach base safely:April 4, 2018, at Jacksonville State (9)
Had four or more consecutive extra-base hits
Had nine extra-base hits in a game.....Feb. 28, 2024, vs. Kent State (9)
Had 10 or more extra-base hits in a game:February 16, 2020, vs. Northern Kentucky
Had all nine starters record multiple-hit games:April 29, 2005, at Florida Atlantic
Had all nine starters hit safely in a game: April 22, 2023 vs Texas State
Had all nine starters score a run in a game: April 22, 2023 vs Texas State
Had 10 or more batters hit safely in a game: April 22, 2023, vs Texas State (10)
Won a game when being out-hit five or more hits:April 13, 2014, vs. WKU (9-14)
Won a game with fewer than four hits: 2019, vs. Central Michigan (2)
Stole seven or more bases in a game without being caught: April 3, 2015, at App State (8)
Stole eight bases in a game..... April 3, 2015, at Appalachian State
Stole nine or more bases in a game:April 2, 2005, vs. Campbell (9)
Was shutout: April 3, 2021, at South Alabama (0-8)
Was shutout at home:Feb. 23, 2020 vs Louisiana Tech (0-9)
Was shutout at home in a Sun Belt game: April 5, 2014, 11-0 vs. Louisiana
Was shutout in consecutive games:April 6 & 8, 2014, ULL 11-0, Auburn 6-0
Was shutout in three consecutive games:
Shutout an opponent (7 innings): Feb. 17, 2024, vs. SIUE (11-0)
Shutout an opponent (9 innings):May 1, 2021, at No. 20 Florida State, 3-0
Shutout an opponent on the road (9 innings):May 1, 2021, at No. 20 Florida State, 3-0
Shutout two consecutive opponents: Feb. 12-13, 1996, (18-0, 11-0) vs. Florida A&M
Turned a triple play: May 8, 2011, vs. Louisiana, 3rd inning
Hit into a triple play

TROY GAME-BY-GAME HITTING

Date	Opponent	AB	R	H	RBI	2B	3B	HR	TB	BB	IBB	SB	CS	HBP	SAC	SF	GDP	K	PO	A	E	LOB	Avg.
Feb 16, 2024	SIU-EDWARDSVILLE	38	9	14	9	4	1	1	23	9	0	3	0	1	0	2	1	8	30	16	1	14	.368
Feb 17, 2024	SIU-EDWARDSVILLE	34	24	19	22	7	0	1	29	9	0	3	0	3	0	3	1	3	21	9	3	7	.458
Feb 17, 2024	SIU-EDWARDSVILLE	37	6	10	4	3	1	3	24	7	0	0	0	0	0	0	0	6	27	13	2	11	.394
Feb 18, 2024	SIU-EDWARDSVILLE	24	11	7	11	3	0	3	19	4	0	2	1	3	0	0	0	4	21	4	0	2	.376
Feb 20, 2024	at Florida A&M	30	13	12	13	1	0	2	19	7	0	0	1	6	0	1	0	8	21	7	0	10	.380
Feb 23, 2024	HARVARD	28	4	4	3	1	0	2	11	11	0	1	0	3	0	0	1	9	27	7	0	13	.346
Feb 24, 2024	HARVARD	26	14	9	13	1	0	3	19	8	0	3	0	1	0	1	2	4	21	11	0	4	.346
Feb 25, 2024	HARVARD	26	11	11	11	4	0	2	21	7	0	1	1	3	0	1	0	8	21	5	0	7	.354
Feb 27, 2024	KENT STATE	28	6	7	4	2	0	0	9	8	0	3	0	2	1	1	0	7	27	13	0	10	.343
Feb 28, 2024	KENT STATE	41	12	17	9	6	1	2	31	4	0	0	0	2	0	0	2	9	27	4	1	9	.353
Mar 01, 2024	at Northwestern St	35	3	9	3	3	0	0	12	2	0	1	0	1	0	0	2	13	24	5	1	8	.343
Mar 02, 2024	at Northwestern St	30	3	3	3	1	0	1	7	4	0	0	0	0	0	0	1	9	24	7	2	4	.324
Mar 03, 2024	at Northwestern St	33	7	10	6	0	0	2	16	6	0	3	1	1	0	2	0	1	27	9	0	8	.322
Mar 06, 2024	at Alabama	36	7	11	7	0	0	1	14	3	0	2	0	1	0	2	1	7	24	4	2	8	.321
Totals		446	130	143	118	36	3	23	254	89	0	22	4	27	1	13	11	96	342	114	12	115	.321

TROY GAME-BY-GAME PITCHING

Date	Opponent	IP	H	R	ER	BB	SO	2B	3B	HR	WP	BK	HBP	DP	IBB	Score	W	L	SV	ERA
Feb 16, 2024	SIU-EDWARDSVILLE	10.0	12	8	8	4	9	1	0	2	3	0	0	1	0	9-8	1	0	0	7.20
Feb 17, 2024	SIU-EDWARDSVILLE	7.0	11	13	7	3	7	4	0	2	0	0	1	1	0	24-13	2	0	0	7.94
Feb 17, 2024	SIU-EDWARDSVILLE	9.0	10	7	4	5	10	1	0	0	0	0	0	1	0	6-7	2	1	0	6.58
Feb 18, 2024	SIU-EDWARDSVILLE	7.0	2	0	0	3	7	1	0	0	0	0	0	0	0	11-0	3	1	0	5.18
Feb 20, 2024	at Florida A&M	7.0	4	2	1	3	11	0	1	0	0	0	1	1	0	13-2	4	1	0	4.50
Feb 23, 2024	HARVARD	9.0	2	3	3	2	7	0	0	2	0	0	1	0	0	4-3	5	1	0	4.22
Feb 24, 2024	HARVARD	7.0	9	3	2	1	3	1	1	0	0	0	1	2	0	14-3	6	1	0	4.02
Feb 25, 2024	HARVARD	7.0	8	1	1	2	11	1	0	0	0	0	0	0	0	11-1	7	1	0	3.71
Feb 27, 2024	KENT STATE	9.0	6	2	2	3	11	0	2	0	1	0	2	0	0	6-2	8	1	0	3.50
Feb 28, 2024	KENT STATE	9.0	11	11	11	8	18	2	0	3	1	0	1	0	0	12-11	9	1	0	4.33
Mar 01, 2024	at Northwestern St	8.0	7	5	4	3	12	2	1	1	2	0	0	0	1	3-5	9	2	0	4.35
Mar 02, 2024	at Northwestern St	8.0	9	6	5	6	12	2	0	0	1	0	0	0	0	3-6	9	3	0	4.45
Mar 03, 2024	at Northwestern St	9.0	4	0	0	1	8	1	0	0	0	0	1	2	0	7-0	10	3	0	4.08
Mar 06, 2024	at Alabama	8.0	9	8	6	6	7	3	0	1	0	0	2	0	0	7-8	10	4	0	4.26
Totals		114.0	104	69	54	50	133	19	5	11	8	0	10	8	1	130-69	10	4	0	4.26

OPPONENT GAME-BY-GAME HITTING

Date	Opponent	AB	R	H	RBI	2B	3B	HR	TB	BB	IBB	SB	CS	HBP	SAC	SF	GDP	K	PO	A	E	LOB	Avg.
Feb 16, 2024	SIU-EDWARDSVILLE	39	8	12	7	1	0	2	19	4	0	3	1	0	2	0	1	9	27	6	0	7	.308
Feb 17, 2024	SIU-EDWARDSVILLE	33	13	11	11	4	0	2	21	3	0	0	0	1	0	1	1	7	18	4	2	4	.319
Feb 17, 2024	SIU-EDWARDSVILLE	37	7	10	6	1	0	0	11	5	0	1	0	0	0	0	1	10	27	9	0	8	.303
Feb 18, 2024	SIU-EDWARDSVILLE	23	0	2	0	1	0	0	3	3	0	1	0	0	0	0	0	7	18	9	1	5	.265
Feb 20, 2024	at Florida A&M	24	2	4	2	0	1	0	6	3	0	0	0	1	0	0	1	11	21	7	0	5	.250
Feb 23, 2024	HARVARD	29	3	2	3	0	0	2	8	2	0	1	0	1	0	0	0	7	25	11	1	2	.222
Feb 24, 2024	HARVARD	25	3	9	3	1	1	0	12	1	0	0	1	1	0	1	1	3	18	7	3	4	.238
Feb 25, 2024	HARVARD	29	1	8	1	1	0	0	9	2	0	0	0	0	0	0	0	11	19	6	1	9	.243
Feb 27, 2024	KENT STATE	31	2	6	2	0	2	0	10	3	0	2	1	2	1	0	0	11	24	10	0	8	.237
Feb 28, 2024	KENT STATE	37	11	11	10	2	0	3	22	8	0	4	0	1	0	1	0	18	26	7	0	9	.244
Mar 01, 2024	at Northwestern St	32	5	7	4	2	1	1	14	3	1	1	0	0	0	0	0	12	27	10	1	6	.242
Mar 02, 2024	at Northwestern St	31	6	9	4	2	0	0	11	6	0	2	0	0	0	1	0	12	27	10	1	8	.246
Mar 03, 2024	at Northwestern St	28	0	4	0	1	0	0	5	1	0	0	1	1	0	0	2	8	27	6	2	3	.239
Mar 06, 2024	at Alabama	32	8	9	6	3	0	1	15	6	0	2	0	2	0	2	0	7	27	9	1	10	.242
Totals		430	69	104	59	19	5	11	166	50	1	17	4	10	3	6	7	133	311	111	13	88	.242

OPPONENT GAME-BY-GAME PITCHING

Date	Opponent	IP	H	R	ER	BB	SO	2B	3B	HR	WP	BK	HBP	DP	IBB	Score	W	L	SV	ERA
Feb 16, 2024	SIU-Edwardsville	9.0	14	9	9	9	8	4	1	1	0	0	1	1	0	8-9	0	1	0	9.00
Feb 17, 2024	SIU-Edwardsville	6.0	19	24	23	9	3	7	0	1	4	0	3	1	0	13-24	0	2	0	19.20
Feb 17, 2024	SIU-Edwardsville	9.0	10	6	6	7	6	3	1	3	2	0	0	0	0	7-6	1	2	0	14.25
Feb 18, 2024	SIU-Edwardsville	6.0	7	11	8	4	4	3	0	3	0	0	3	0	0	0-11	1	3	0	13.80
Feb 20, 2024	at Florida A&M	7.0	12	13	13	7	8	1	0	2	2	0	6	0	0	2-13	1	4	0	14.35
Feb 23, 2024	Harvard	8.1	4	4	4	11	9	1	0	2	2	0	3	1	0	3-4	1	5	0	12.51
Feb 24, 2024	Harvard	6.0	9	14	13	8	4	1	0	3	1	0	1	2	0	3-14	1	6	0	13.32
Feb 25, 2024	Harvard	6.1	11	11	10	7	8	4	0	2	1	0	3	0	0	1-11	1	7	0	13.42
Feb 27, 2024	Kent State	8.0	7	6	6	8	7	2	0	0	2	3	2	0	0	2-6	1	8	0	12.61
Feb 28, 2024	Kent State	8.2	17	12	12	4	9	6	1	2	2	0	2	2	0	11-12	1	9	0	12.59
Mar 01, 2024	at Northwestern St	9.0	9	3	3	2	13	3	0	0	0	0	1	2	0	5-3	2	9	1	11.56
Mar 02, 2024	at Northwestern St	9.0	3	3	2	4	9	1	0	1	2	0	0	1	0	6-3	3	9	2	10.62
Mar 03, 2024	at Northwestern St	9.0	10	7	5	6	1	0	0	2	1	0	1	0	0	0-7	3	10	2	10.12
Mar 06, 2024	at Alabama	9.0	11	7	6	3	6	0	0	1	0	0	1	1	0	8-7	4	10	3	9.79
Totals		110.1	143	130	120	89	96	36	3	23	19	3	27	11	0	69-130	4	10	3	9.79

TROY HOME RUN TRACKER

No.	Name	Game	Date	Opponent	Pitcher	On Base	Distance	Launch Angle	Exit Velocity
1.	Blake Sutton (1)	1	2/16	SIUE	Kampf	1	363	31.65	103
2.	Shane Lewis (1)	2	2/17	SIUE	Ivetic	1	415	37.84	105
3.	Kole Myers (1)	3	2/17	SIUE	Helsel	0	341	40.88	96
4.	Kole Myers (2)	3	2/17	SIUE	Athmer	0	389	32.86	97
5.	Kole Myers (3)	3	2/17	SIUE	Athmer	0	395	35.61	100
6.	Will Butcher (1)	4	2/18	SIUE	Stearns	3	408	29.35	104
7.	Kyle Mock (1)	4	2/18	SIUE	McKillop	2	412	26.14	103
8.	Aidan Gilroy (1)	4	2/18	SIUE	McKillop	1	370	26.56	99
9.	Ethan Kavanagh (1)	5	2/20	FAMU	Walker	0	-	-	-
10.	Kyle Mock (2)	5	2/20	FAMU	Walker	0	-	-	-
11.	Kole Myers (4)	6	2/23	Harvard	Matson	0	358	36.30	97
12.	Kole Myers (5)	6	2/23	Harvard	Abler	0	343	40.07	94
13.	Brooks Bryan (1)	7	2/24	Harvard	Smith	2	401	26.69	104
14.	Mikey Bello (1)	7	2/24	Harvard	Smith	1	368	34.07	100
15.	Will Butcher (2)	7	2/24	Harvard	Dowling	2	361	36.68	98
16.	Brooks Bryan (2)	8	2/25	Harvard	Fang	1	371	32.30	98
17.	Kole Myers (6)	8	2/25	Harvard	Fang	1	358	26.79	99
18.	Ethan Kavanagh (2)	10	2/28	Kent State	Caughey	0	365	22.91	99
19.	Brooks Bryan (3)	10	2/28	Kent State	Caughey	0	421	26.23	100
20.	Will Butcher (3)	12	3/2	NW State	Newton	0	-	-	-
21.	Peyton Watts (1)	13	3/3	NW State	Marionneaux	0	-	-	-
22.	Brooks Bryan (4)	13	3/3	NW State	Marionneaux	0	-	-	-
23.	Peyton Watts (2)	14	3/6	Alabama	Fay	0	379	26.98	101

-- Back-to-back
\$ -- Walk-off
% -- Inside-the-Park

2024 Troy Baseball Overall Statistics for Troy (as of Mar 06, 2024) (All games Sorted by Batting avg)

Record: 10-4 Home: 8-1 Away: 2-3 Sun Belt: 0-0

Player	avg	gp-gs	ab	r	h	2b	3b	hr	rbi	tb	slg%	bb	hp	so	gdp	ob%	sf	sh	sb-att	po	a	e	fld%
Kavanagh, Ethan	.453	14-14	53	22	24	6	0	2	14	36	.679	9	4	10	2	.544	2	0	3-3	13	27	2	.952
Myers, Kole	.408	14-14	49	22	20	1	1	6	11	41	.837	17	3	9	0	.580	0	0	9-10	36	1	0	1.000
Butcher, Will	.392	14-14	51	14	20	9	0	3	26	38	.745	8	7	9	3	.522	1	0	2-3	92	4	3	.970
Sutton, Blake	.343	10-10	35	4	12	3	0	1	11	18	.514	5	0	9	0	.405	2	0	2-3	97	5	1	.990
Gilroy, Aidan	.343	11-11	35	12	12	2	0	1	5	17	.486	4	2	6	0	.429	1	1	1-2	5	14	3	.864
Cobb Jr., Tremayne	.318	14-14	44	10	14	3	1	0	8	19	.432	13	1	6	2	.475	1	0	0-0	20	34	1	.982
Bryan, Brooks	.275	13-11	40	11	11	4	0	4	22	27	.675	7	2	13	1	.385	3	0	0-0	35	3	0	1.000
Bello, Mikey	.227	14-13	44	8	10	4	0	1	6	17	.386	7	0	5	1	.327	1	0	2-2	18	1	1	.950
Mock, Kyle	.222	11-10	36	8	8	1	0	2	6	15	.417	6	2	7	0	.364	0	0	0-0	0	0	0	.000
Lewis, Shane	.200	11-11	35	13	7	3	1	1	5	15	.429	10	6	18	1	.442	1	0	2-2	13	0	0	1.000

Walls, Colton	.500	2-0	2	0	1	0	0	0	0	1	.500	0	0	1	0	.500	0	0	0-0	0	0	0	.000
Watts, Peyton	.235	8-4	17	5	4	0	0	2	3	10	.588	1	0	2	1	.263	1	0	1-1	3	8	0	1.000
Gardiner, Lance	.000	5-0	2	0	0	0	0	0	0	0	.000	1	0	1	0	.333	0	0	0-0	0	0	0	.000
Mercer, Matt	.000	1-0	1	0	0	0	0	0	0	0	.000	0	0	0	0	.000	0	0	0-0	0	0	0	.000
Sloan, Jayden	.000	2-0	1	1	0	0	0	0	0	0	.000	0	0	0	0	.000	0	0	0-0	0	0	0	.000
Smith, Cooper	.000	2-0	1	0	0	0	0	0	1	0	.000	1	0	0	0	.500	0	0	0-0	0	0	0	.000
Hawkins, Jason	.000	2-0	0	0	0	0	0	0	0	0	.000	0	0	0	0	.000	0	0	0-0	4	0	0	1.000
Sessions, Parker	.000	2-0	0	0	0	0	0	0	0	0	.000	0	0	0	0	.000	0	0	0-0	0	0	0	.000
Totals	.321	14	446	130	143	36	3	23	118	254	.570	89	27	96	11	.450	13	1	22-26	342	114	12	.974
Opponents	.242	14	430	69	104	19	5	11	59	166	.386	50	10	133	7	.331	6	3	17-21	331	111	13	.971

LOB - Team (115), Opp (88). DPs turned - Team (8), Opp (11). IBB - Team (0), Opp (1). Picked off - Cobb, T. 1, Gilroy, A. 1, Watts, P. 1, Myers, K. 1, Butcher, W. 1.

(All games Sorted by Earned run avg)

Player	era	w-l	app	gs	cg	sho	sv	ip	h	r	er	bb	so	2b	3b	hr	b/avg	wp	hp	bk	sf	sha
Hartzog, Clete	0.54	3-0	3	3	0	0/2	0	16.2	12	1	1	2	20	2	0	0	.200	0	1	0	0	0
Lyon, Luke	0.61	1-0	4	0	0	0/1	0	14.2	3	1	1	4	16	0	1	0	.065	0	0	0	0	0
Burt, Connor	2.25	0-0	5	0	0	0/0	0	8.0	4	3	2	3	14	1	0	1	.143	0	0	0	1	0
Fuller, Brady	3.38	0-0	5	0	0	0/0	0	8.0	6	4	3	8	5	0	1	0	.200	0	1	0	0	0
Ross, Logan	3.46	2-0	3	3	0	0/0	0	13.0	15	9	5	3	9	4	0	0	.300	0	1	0	1	0
Stewart, Grayson	6.61	0-1	3	3	0	0/0	0	16.1	13	12	12	4	18	2	1	4	.210	2	1	0	0	1

Osmond, Michael	0.00	1-0	3	0	0	0/0	0	4.0	2	0	0	2	5	1	0	0	.154	0	1	0	0	0
Piperakis, Pavlos	0.00	0-0	1	0	0	0/0	0	0.1	0	0	0	0	1	0	0	0	.000	0	0	0	0	0
Gainous, Garrett	1.69	1-0	3	3	0	0/0	0	5.1	6	4	1	3	8	0	0	0	.273	1	1	0	0	1
Manning, Noah	2.25	1-0	4	0	0	0/0	0	4.0	3	1	1	2	6	1	1	0	.214	0	0	0	1	0
Walls, Colton	4.50	0-0	2	0	0	0/1	0	2.0	1	1	1	2	2	0	0	0	.167	0	0	0	1	0
Mercer, Matt	5.40	0-0	3	0	0	0/0	0	3.1	4	2	2	3	1	1	0	0	.308	1	0	0	0	0
Silva, Issac	6.75	0-0	2	0	0	0/0	0	1.1	2	4	1	2	2	1	0	0	.286	1	1	0	0	0
Pettys, Ryan	8.44	0-1	4	0	0	0/1	0	5.1	5	5	5	2	10	2	0	2	.250	0	2	0	1	0
Dill, Jay	12.71	0-1	3	1	0	0/0	0	5.2	17	11	8	5	7	3	1	0	.548	0	0	0	1	0
King, Dylan	13.50	1-1	3	0	0	0/0	0	3.1	5	5	5	3	5	0	0	2	.357	0	0	0	0	0
Roettgen, Jacob	20.25	0-0	2	1	0	0/0	0	2.2	6	6	6	2	4	1	0	2	.462	3	1	0	0	1
Totals	4.26	10-4	14	14	0	2/2	0	114.0	104	69	54	50	133	19	5	11	.242	8	10	0	6	3
Opponents	9.79	4-10	14	14	0	0/0	3	110.1	143	130	120	89	96	36	3	23	.321	19	27	3	13	1

PB - Team (3), Sutton, B. 2, Bryan, B. 1, Opp (2). Pickoffs - Team (0), Opp (5). SBA/ATT - Sutton, B. (14-16), Bryan, B. (3-5), Dill, J. (3-3), Stewart, G. (3-3), Fuller, B. (2-2), Hartzog, C. (1-2), Osmond, M. (2-2), Gainous, G. (2-2), Lyon, L. (0-1), Piperakis, P (1-1), Roettgen, J. (1-1), Ross, L. (0-1), Walls, C. (1-1), Burt, C. (1-1), Mercer, M. (0-1).

2024 Troy Baseball
Overall Statistics for Troy (as of Mar 06, 2024)
(All games Sorted by Fielding pct)

Player	c	po	a	e	fld%	dp	sba	csb	sba%	pb	ci
Bryan, Brooks	38	35	3	0	1.000	0	3	2	.600	1	0
Myers, Kole	37	36	1	0	1.000	0	0	0	---	0	0
Lewis, Shane	13	13	0	0	1.000	0	0	0	---	0	0
Watts, Peyton	11	3	8	0	1.000	0	0	0	---	0	0
Lyon, Luke	5	0	5	0	1.000	1	0	1	.000	0	0
Ross, Logan	4	2	2	0	1.000	0	0	1	.000	0	0
Hawkins, Jason	4	4	0	0	1.000	0	0	0	---	0	0
Dill, Jay	3	0	3	0	1.000	1	3	0	1.000	0	0
Fuller, Brady	3	1	2	0	1.000	0	2	0	1.000	0	0
Stewart, Grayson	3	1	2	0	1.000	0	3	0	1.000	0	0
Hartzog, Clete	2	2	0	0	1.000	0	1	1	.500	0	0
Gainous, Garrett	1	0	1	0	1.000	0	2	0	1.000	0	0
Osmond, Michael	1	0	1	0	1.000	0	2	0	1.000	0	0
Sutton, Blake	103	97	5	1	.990	0	14	2	.875	2	0
Cobb Jr., Tremayne	55	20	34	1	.982	7	0	0	---	0	0
Butcher, Will	99	92	4	3	.970	8	0	0	---	0	0
Kavanagh, Ethan	42	13	27	2	.952	4	0	0	---	0	0
Bello, Mikey	20	18	1	1	.950	1	0	0	---	0	0
Gilroy, Aidan	22	5	14	3	.864	0	0	0	---	0	0
Burt, Connor	2	0	1	1	.500	0	1	0	1.000	0	0
Pettys, Ryan	0	0	0	0	.000	0	0	0	---	0	0
Walls, Colton	0	0	0	0	.000	0	1	0	1.000	0	0
Roettgen, Jacob	0	0	0	0	.000	0	1	0	1.000	0	0
Mock, Kyle	0	0	0	0	.000	0	0	0	---	0	0
Sessions, Parker	0	0	0	0	.000	0	0	0	---	0	0
Silva, Issac	0	0	0	0	.000	0	0	0	---	0	0
Sloan, Jayden	0	0	0	0	.000	0	0	0	---	0	0
Smith, Cooper	0	0	0	0	.000	0	0	0	---	0	0
Gardiner, Lance	0	0	0	0	.000	0	0	0	---	0	0
Piperakis, Pavlos	0	0	0	0	.000	0	1	0	1.000	0	0
Manning, Noah	0	0	0	0	.000	0	0	0	---	0	0
Mercer, Matt	0	0	0	0	.000	0	0	1	.000	0	0
King, Dylan	0	0	0	0	.000	0	0	0	---	0	0
Totals	468	342	114	12	.974	8	17	4	.810	3	0
Opponents	455	331	111	13	.971	11	22	4	.846	2	0

Hitting minimums - 1 Games 1 AB 1.5 AB/Game 1.5 TPA/Game

Pitching minimums - 1 Games 1 IP 1 BF 0.5 IP/Game