GAMEDAY - #18 DBU AT FRISCO CLASSIC

March 1-3 • Frisco, Texas • Riders Field

DBU PATRIOTS
2024 Record: 8-0, 0-0 C-USA
Home/Away/Neutral: 8-0 / 0-0 / 0-0
Rankings: D1:25 | BA:23 | NCBWA:23
USA:24 | PG:18
HC: Dan Heefner (Northern Iowa)
Career: 615-311-1 (17th Season)
DBU: 615-311-1 (17th Season)

ARIZONA WILDCATS
2024 Record: 4-3, 0-0 Pac 12
Home/Away/Neutral: 3-1 / 1-2 / 0-0
Rankings: D1:NR | BA:NR | NCBWA:NR
USA:RV | PG:NR
HC: Chip Hale (Arizona)
Career: 76-51 (3rd Season)
UA: 76-51 (3rd Season)

INDIANA HOOSIERS
2024 Record: 6-2, 0-0 Big Ten
Home/Away/Neutral: 1-1 / 4-0 / 1-1
Rankings: D1:20 | BA:21 | NCBWA:21
USA:21 | PG:19
HC: Jeff Mercer (Wright State)
Career: 225-137 (8th Season)
IU: 148-101 (6th Season)

ALABAMA CRIMSON TIDE
2024 Record: 9-0, 0-0 SEC
Home/Away/Neutral: 8-0 / 1-0 / 0-0
Rankings: D1:16 | BA:24 | NCBWA:15
USA:15 | PG:22
HC: Rob Vaughn (Kansas State)
Career: 187-117 (7th Season)
UA: 9-0 (1st Season)

GAME COVERAGE:
Watch: D1Baseball.com ***Live Stats:*** StatBroadcast.com ***Twitter:*** @DBU_Baseball
Listen: patriotbroadcastingnetwork.com w/Reagan Ratcliff and Brendan Smith

LEADING OFF
- DBU won their eighth straight game to open the 2024 season with a 14-4 win over Oklahoma State in seven innings on Tuesday at Horner Ballpark.
- The Patriots are out to an 8-0 start for the first time in the program's Division I era, dating back to 2004. The 1987 team competed at the NAIA level and is the only team in school history to win their first nine games.
- DBU entered this week ranked in the Top 25 in all four major polls: #18 Perfect Game, #23 Baseball America, #23 NCBWA, and #25 D1Baseball.
- **Ryan Johnson** was named the Conference USA Pitcher of the Week on Monday after throwing 7.0 shutout innings and striking out a career-high 13 batters on Friday versus Central Michigan.
- DBU's offensive is currently ranked in the top 25 nationally in 10 categories, including #10 in Doubles (24), Home Runs (18), Home Runs per Game (2.25), & Slugging % (.647), #12 in Doubles Per Game (3.0), #13 in Runs (88) & Scoring (11.0), #18 in Batting Average (.345) & Hits (96), and #25 in Stolen Bases (17).
- Three Patriots are hitting over .400, including **Michael Dattalo** (.444), **Grant Jay** (.419), and **Miguel Santos** (.414).
- **Miguel Santos** has hit five home runs in the last six games and his five home runs are the third-highest total in the nation entering this weekend.
- DBU is a perfect 17-for-17 in stolen bases and is one of only seven teams in the nation to steal 15 bases or more without being thrown out.
- On the mound, the Patriots rank ninth nationally in strikeouts per nine innings (12.3) and 11th in strikeout-to-walk ratio (3.69).
- The weekend rotation of **Ryan Johnson**, **Jaron DeBerry**, and **James Ellwanger** have combined to go 3-0 with a 3.47 ERA and have struck out 45 batters while issuing just nine walks in 31.1 innings.
- Defensively, the Patriots have committed only four errors, and their .986 fielding % is 18th-best in the nation.

DBU VS. THE FIELD
- The Patriots are 0-1 all-time against both Arizona and Alabama. DBU will face Indiana for the first time on Saturday.

PROBABLE STARTING PITCHERS

Day	Team	Pitcher	2024 Stats (W-L, ERA, IP, SO, BB)
Friday	DBU	RHP Ryan Johnson	1-0, 3.65 ERA, 12.1 IP, 20 SO, 1 BB
Saturday	DBU	RHP Jaron DeBerry	1-0, 4.50 ERA, 10.0 IP, 13 SO, 3 BB
Sunday	DBU	RHP James Ellwanger	1-0, 2.00 ERA, 9.0 IP, 12 SO, 5 BB

PROBABLE STARTERS BY POSITION (Lineup subject to change)

Pos.	Name	Avg.	2B	3B	HR	RBI	SB	Notes
C	Grant Jay	.419	4	0	4	13	2-2	25 HR in 66 career games
1B	Chayton Krauss	.281	2	0	2	9	0-0	Reached safely in 7-of-8 gms.
2B	Miguel Santos	.414	0	0	5	14	3-3	Started all 130 gms. last 3 yrs.
SS	Luke Heefner	.345	4	1	0	10	3-3	4-for-4 (2 2B) Tues. vs. OSU
3B	Michael Dattalo	.444	2	0	0	7	0-0	4-gm. hit streak (8-for-11)
LF	Ethan Mann	.276	4	1	1	5	2-2	85 RBI in 2 seasons at DBU
CF	Nathan Humphreys	.258	4	0	1	9	0-0	Reached safely 27 straight gms.
RF	Alex Pendergast	.323	3	1	2	9	4-4	Hit lead-off last 4 games
DH	Ben Tryon	.500	0	0	2	5	0-0	2 HRs Sun. vs. Cent. Michigan

2024 SCHEDULE

FEB.16	**SOUTHEAST MISSOURI**	**W, 9-5**
FEB.17	**SOUTHEAST MISSOURI**	**W, 8-6**
FEB.18	**SOUTHEAST MISSOURI**	**W, 6-5 (11)**
FEB.20	**OKLAHOMA**	**W, 11-7**
FEB.23	**CENTRAL MICHIGAN**	**W, 8-0**
FEB.24	**CENTRAL MICHIGAN**	**W, 16-7**
FEB.25	**CENTRAL MICHIGAN**	**W, 16-3 (7)**
FEB.27	**OKLAHOMA STATE**	**W, 14-4 (7)**
Mar.1	Arizona^	2:00 PM
Mar.2	Indiana^	12:00 PM
Mar.3	Alabama^	4:00 PM
Mar.5	Baylor	6:30 PM
MAR.8	**SAN DIEGO**	**6:35 PM**
MAR.9	**SAN DIEGO**	**2:05 PM**
MAR.10	**SAN DIEGO**	**1:05 PM**
MAR.12	**TCU**	**6:35 PM**
MAR.15	**TAMU-CORPUS CHRISTI**	**6:35 PM**
MAR.16	**TAMU-CORPUS CHRISTI**	**2:05 PM**
MAR.17	**TAMU-CORPUS CHRISTI**	**1:05 PM**
Mar.19	Oklahoma	6:30 PM
Mar.22	Sam Houston*	6:35 PM
Mar.23	Sam Houston*	3:00 PM
Mar.24	Sam Houston*	1:00 PM
Mar.26	UT Arlington	6:00 PM
MAR.28	**NEW MEXICO STATE***	**6:35 PM**
MAR.29	**NEW MEXICO STATE***	**6:35 PM**
MAR.30	**NEW MEXICO STATE***	**2:05 PM**
APR.2	**TARLETON STATE**	**6:35 PM**
Apr.5	Western Kentucky*	6:00 PM
Apr.6	Western Kentucky*	4:00 PM
Apr.7	Western Kentucky*	1:00 PM
APR.9	**BAYLOR**	**6:35 PM**
Apr.12	Air Force	4:00 PM
Apr.13	Air Force	2:00 PM
Apr.14	Air Force	1:00 PM
Apr.16	Oklahoma State	6:00 PM
APR.19	**LA TECH***	**6:35 PM**
APR.20	**LA TECH***	**2:05 PM**
APR.21	**LA TECH***	**1:05 PM**
Apr.23	TCU	6:00 PM
Apr.26	Florida International*	5:35 PM
Apr.27	Florida International*	4:05 PM
Apr.28	Florida International*	11:05 AM
APR.30	**STEPHEN F. AUSTIN**	**6:35 PM**
MAY 3	**JACKSONVILLE STATE***	**6:35 PM**
MAY 4	**JACKSONVILLE STATE***	**2:05 PM**
MAY 5	**JACKSONVILLE STATE***	**1:05 PM**
MAY 7	**UT ARLINGTON**	**6:35 PM**
MAY 10	**LIBERTY***	**6:35 PM**
MAY 11	**LIBERTY***	**2:05 PM**
MAY 12	**LIBERTY***	**12:05 PM**
May 16	Middle Tennessee*	6:05 PM
May 17	Middle Tennessee*	3:05 PM
May 18	Middle Tennessee*	1:05 PM
May 22-26	C-USA Tournament - Ruston, La.	

BOLD CAPS denotes home game
Times listed are central
^Frisco College Baseball Classic in Frisco, Texas
*Conference USA contest

ELITE COMPANY
DBU enters the 2024 season as one of only five teams in the nation to reach the NCAA Tournament each of the last nine years. The Patriots are joined by Florida, LSU, Oklahoma State, and Vanderbilt on that short list of teams in search of their tenth consecutive trip to the postseason in 2023.

7TH-MOST WINS SINCE 2015
The Patriots boast the 7th-most wins in the nation since 2015. Over that nine-year stretch the Patriots have won 359 games.

1. Florida 394
2. LSU 380
3. Vanderbilt 373
4. Louisville 363
5. Southern Miss 362
6. Arkansas 361
T7. DBU 359
T7. Oregon State 359
T7. TCU 359
10. East Carolina 356

PICKED TO WIN CUSA CROWN
After winning the Conference USA regular season title in their first year in the league in 2023, DBU was picked to defend their title in the 2024 Conference USA Preseason poll. DBU received all nine first place votes and were 17 points ahead of Liberty, who was picked to finish second. Total points are next to each team's name and first place votes are in parentheses.

1. DBU 81 (9)
2. Liberty 64
3. Louisiana Tech 60
4. Sam Houston 57
5. WKU 48
6. Middle Tennessee 29
7. Jacksonville State 26
8. FIU 25
9. New Mexico State 15

NEW LOOK CUSA IN 2024
Conference USA has a brand new look with five teams departing the conference from last year and the addition of four teams to the league in 2024.

DEPARTED:	NEW ADDITIONS:
Charlotte	Jacksonville State
Florida Atlantic	Liberty
Rice	New Mexico State
UAB	Sam Houston
UTSA	

JAY & JOHNSON TAKE CUSA PRESEASON TOP HONORS
DBU sophomore catcher **Grant Jay** and junior right-handed pitcher **Ryan Johnson** received the league's highest preseason honors when they were named CUSA's Preseason Player of the Year and Pitcher of the Year. **Jay** was a consensus Freshman All-American in 2023 after hitting a team-high 21 home runs and posting the nation's 18th-highest slugging percentage (.755). **Johnson** was tabbed an NCBWA Third Team All-American last year after going 8-4 and striking out 116 batters, a total that ranked as the 16th-most in the country.

HEEFNER RANKS IN TOP 10
Dan Heefner's .664 win percentage ranks as the 7th-highest in the nation among active NCAA Division I coaches. During Heefner's 17 seasons at the helm for the Patriots, he has guided DBU to the NCAA postseason 12 times including 11 of the last 12 years.

WINNINGEST ACTIVE COACHES (MIN. 5 YEARS AS HEAD COACH)
1. Tony Vitello (Tennessee) 243-100 (.708)
2. Brian O'Connor (Virginia) 846-353-2 (.705)
3. Dan McDonnell (Louisville) 714-310-1 (.697)
4. Kevin O'Sullivan (Florida) 686-321 (.681)
5. Cliff Godwin (East Carolina) 356-173-1 (.673)
6. Jim Schlossnagle (Texas A&M) 901-440 (.672)
7. Dan Heefner (DBU) 615-311-1 (.664)
8. Tim Tadlock (Texas Tech) 426-217 (.662)
T9. Dave Van Horn (Arkansas) 1165-600 (.660)
T9. Jay Johnson (LSU) 381-196 (.660)

HOME COOKIN'
Since Horner Ballpark opened its gates in 2013, DBU boasts the 10th-best home win percentage in the nation. Over that 12-year stretch, the Patriots are 242-83 for a .745 win percentage. Listed below are the top 20 home records for teams that have averaged 25 home games per year since 2013.

1. Louisville 309-74 (.807)
2. Texas Tech 263-70 (.790)
3. LSU 323-89 (.784)
4. Oregon State 231-68 (.772)
5. Vanderbilt 287-85 (.771)
T6. Arkansas 295-88 (.770)
T6. Virginia 275-82 (.770)
T8. Florida 300-97 (.756)
T8. North Carolina 297-96 (.756)
10. DBU 242-83 (.745)
T11. Miami 290-100 (.743)
T11. Florida State 286-99 (.743)
T13. Texas A&M 282-100 (.738)
T13. TCU 239-85 (.738)
15. UC Santa Barbara 222-80 (.735)
16. South Carolina 276-99 (.734)
17. Texas 261-97 (.729)
18. Liberty 220-84 (.724)
19. Ole Miss 248-96 (.721)
20. Southern Miss 234-91 (.720)

DBU IN THE DRAFT
Since 2015, DBU has produced the 9th-most Major League Draft picks in the nation with 49 Patriots being selected in the draft over the past eight years. Dating back to 2004, the Patriots have also seen 29 players taken in the first 10 rounds of the MLB Draft.

PATRIOTS IN THE PROS
Dating back to 1987, DBU has produced 21 players that have reached the Major Leagues. Most recently, **Jason Krizan** broke into the Big Leagues in 2022 with the San Francisco Giants and **Darick Hall** made it to Show last season with the Philadelphia Phillies.

INSIDE THE 2024 SEASON

BEST START IN PROGRAM HISTORY
DBU is out to a 8-0 start, marking the Patriots' best start to a season in the program's NCAA Division I era dating back to 2004. The only DBU team to win their first nine games came during the Patriots' NAIA era when they went 9-0 to begin the 1987 season.

CUSA WEEKLY HONORS

Date	Player	Award	Accomplishment
Feb. 26	Ryan Johnson	CUSA Pitcher of the Week	7.0 IP 0 R 13 Ks vs. Central Michigan

DBU STATS IN THE TOP 25 NATIONALLY
DBU enters this weekend ranked in the top 25 nationally in 14 statistical categories.

#1 Win % (1.000)
#9 Strikeouts Per 9 Innings (12.3)
#10 Doubles (24)
#10 Home Runs (18)
#10 Home Runs Per Game (2.25)
#10 Slugging % (.647)
#11 Strikeout-to-Walk Ratio (3.69)
#12 Doubles Per Game (3.00)
#13 Runs (88)
#13 Scoring (11.0)
#18 Batting Average (.345)
#18 Hits (96)
#19 Fielding % (.986)
#25 Stolen Bases (17)

Kody Funderburk LHP (2018)
Minnesota Twins

Darick Hall 1B (2016)
Philadelphia Phillies

Colin Poche LHP (2016)
Tampa Bay Rays

Drew Smith RHP (2013-15)
New York Mets

Name (Yrs. at DBU)	Team
Minor League Baseball	
Triple A	
Chance Adams (2015)	Albuquerque Isotopes (Rockies)
Bryce Ball (2019)	Lehigh Valley Iron Pigs (Phillies)
Sean Boyle (2017-18)	Scranton/Wilkes-Barre RailRiders (Yankees)
Seth Elledge (2015-17)	Gwinnett Stripers (Braves)
Jameson Hannah (2016-18)	Albuquerque Isotopes (Rockies)
Rhett Kouba (2021)	Sugar Land Space Cowboys (Astros)
Double A	
Burl Carraway (2018-20)	Tennessee Smokies (Cubs)
Ross Carver (2020-21)	Akron RubberDucks (Guardians)
Camden Duzenack (2014-17)	Amarillo Sod Poodles (Diamondbacks)
Ray Gaither (2017-21)	Corpus Christi Hooks (Astros)
Jackson Glenn (2019-21)	Altoona Curve (Pirates)
Jimmy Glowenke (2018-20)	Richmond Flying Squirrels (Giants)
Dominic Hamel (2020-21)	Binghamton Rumble Ponies (Mets)
Herbert Iser (2019)	Reading Fightin Phils (Phillies)
MD Johnson (2016-19)	Pensacola Blue Wahoos (Marlins)
Andres Sosa (2018-21)	New Hampshire Fisher Cats (Blue Jays)
High A	
Jarod Bayless (2018-19)	Everett Aqua Sox (Mariners)
Cole Moore (2021-22)	Jersey Shore Blue Claws (Phillies)
Zane Russell (2020-23)	Hillsboro Hops (Diamondbacks)
River Town (2021)	Quad Cities River Bandits (Royals)
Ryan Wrobleski (2020-22)	Asheville Tourists (Astros)
Single A	
Kyle Amendt (2021-23)	Visalia Rawhide (Diamondbacks)
Alec Baker (2019-23)	Visalia Rawhide (Diamondbacks)
Braxton Bragg (2023)	Delmarva Shorebirds (Orioles)
Jace Grady (2020-23)	Augusta GreenJackets (Braves)
Bubba Hall (2022)	Fredericksburg Nationals (Nationals)
Jacob Meador (2022)	Rancho Cucamonga Quakes (Dodgers)
Rookie	
Chandler Arnold (2020-22)	FCL Cardinals (Cardinals)
Bryson Hammer (2023)	ACL Rockies (Rockies)
Nate Rombach (2022-23)	FCL Nationals (Nationals)
Brady Rose (2022-23)	FCL Yankees (Yankees)
Japanese	
Cy Sneed (2012-14)	Tokyo (Swallows)

DAN HEEFNER

17TH SEASON AT DBU // 17TH SEASON OVERALL // 615-311-1 (.664) CAREER RECORD
HITTING COACH/RECRUITING COORDINATOR AT DBU: 2005-2007

CAREER NOTES:

- 12 NCAA Regional appearances in 16 seasons at DBU
- 8th-winningest active coach in the nation entering 2024
- 2023 Keith LeClair CUSA Coach of the Year
- 2016 & 2021 MVC Dan Callahan Coach of the Year
- 2008 & 2011 ABCA Midwest Coach of the Year
- 2009 Independent Coach of the Year
- Guided DBU to 40 wins or more in 10 of the last 12 years

MILESTONE WINS

1 – Feb. 23, 2008 (Ark-Little Rock)
100 – May 8, 2010 (Texas A&M)
200 – March 26, 2013 (TCU)
300 – May 31, 2015 (Texas)
400 – March 25, 2018 (Sam Houston St.)
500 – April 1, 2021 (Valparaiso)
600 – May 14, 2023 (UTSA)

2023 Notes (47-16, 25-5 CUSA)
- Earned the No. 2 seed at the Stillwater Regional
- Advanced to Regional Championship Game for 8th time over a 12-year span
- Won CUSA regular season title in first season in league
- Set the program record for wins in a season with 47

2022 Notes (34-24-1, 11-9-1 MVC)
- Advanced to 8th straight trip to the NCAA postseason
- Earned an automatic bid as the No. 3 seed at the Austin Regional

2021 Notes (41-18, 18-6 MVC)
- Won the Fort Worth Regional
- Fell one win shy of reaching the College World Series
- Won both the MVC regular-season & tournament titles
- Finished the year with the highest ranking in school history at No. 14

2020 Notes (12-4)
- DBU was ranked as high as No. 21 in the nation before the season was canceled due to COVID-19

2019 Notes (43-20, 14-7 MVC)
- Led DBU to a share of the MVC regular-season title
- Earned the No. 2 seed at the Lubbock Regional
- Advanced to Regional Championship Game for 7th time over a 9-year span

2018 Notes (42-21, 16-5 MVC)
- Earned the No. 3 seed at the Fayetteville Regional
- Advanced to Regional Championship Game for 6th time in 8 seasons

2017 Notes (42-21, 15-6 MVC)
- Won the MVC Tournament title for the 3rd time in the last 4 years
- Earned the No. 3 seed at the Fort Worth Regional
- Advanced to the Regional Championship Game for the 5th time in the last 7 years
- Finished the year ranked No. 20 in the nation
- Went 22-4 over their final 26 games heading into the postseason (2nd-best record in the nation over that stretch)

2016 Notes (44-19, 15-5 MVC)
- Led DBU to the regular-season and tournament titles in the MVC
- Earned the No. 2 seed at the Lubbock Regional
- Advanced to Regional Championship Game for 4th time in the last 6 years
- Finished the year ranked No. 24 in the nation

2015 Notes (46-15, 15-6 MVC)
- DBU hosted the school's first-ever NCAA Regional
- Finished year ranked as high as No. 15 in the nation
- Held the nation's No. 1 RPI for eight of the final 9 weeks of the regular-season

2014 Notes (40-21, 14-7 MVC)
- Earned the No. 2 seed at the Fort Worth Regional
- The Patriots won the MVC Tournament in their first year in the league

2013 Notes (30-30, 13-14 WAC)
- Fell one win shy of reaching their 3rd straight NCAA Regional after falling in the WAC Championship Game
- Offense finished No. 5 in the nation in home runs

2012 Notes (41-19)
- Earned the No. 2 seed at the Waco Regional
- Reached the Regional Championship for the 2nd straight year
- Offense finished the year ranked No. 5 in slugging percentage and No. 7 in home runs

2011 Notes (42-20)
- Won the Fort Worth Regional and advanced to the program's first-ever NCAA Super Regional
- Finished the year ranked No. 16 in the nation
- Won 40 games for the first time in his career
- Offense finished No. 2 in the nation in runs scored

2010 Notes (28-27)
- Won 100th career game with an 8-6 victory over Texas A&M on May 8
- Offense finished No. 12 in the nation in doubles per game

2009 Notes (38-17)
- Posted his second straight season of 37 wins or more
- Offense finished the year No. 5 in slugging percentage and No. 7 in home runs

2008 Notes (37-19)
- Guided DBU to the program's first-ever NCAA Regional in first season
- Earned the No. 2 seed at the College Station Regional
- Won his first career game in a 12-7 victory over Arkansas-Little Rock on February 23.

RECORD BREAKDOWN

- February: 90-39 (.698)
- March: 183-88 (.675)
- April: 170-87 (.661)
- May: 118-59-1 (.667)
- Conference Tournament: 31-12 (.721)
- Postseason: 23-26 (.469)

CLIFF PENNINGTON
3RD SEASON
ASSISTANT COACH
RECRUITING COORDINATOR

CALE JOHNSON
1ST SEASON
PITCHING COACH

TRAVIS STONE
5TH SEASON
ASSISTANT COACH

18

RYAN JOHNSON

RHP
6-6 | 212
JUNIOR
RED OAK, TEXAS
HOMESCHOOL

CAREER HONORS
2024:
Conference USA Pitcher of the Week (Week of Feb. 19)

2023:
NCBWA Third Team All-American
ABCA First Team Central All-Region
First Team All-Conference USA
Collegiate Baseball's National Pitcher of the Week (Week of March 20)
Conference USA Pitcher of the Week (Week of March 20)

2024 (JUNIOR)
Selected as the CUSA Preseason Pitcher of the Year … **vs. NON-CONFERENCE:** Made his first Opening Day start of his career against Southeast Missouri (2/16) and struck out seven over 5.1 innings while allowing five runs … Named the CUSA Pitcher of the Week after working 7.0 shutout innings and striking out a career-high 13 batters against Central Michigan (2/23).

2023 (SOPHOMORE)
Named a Third Team All-American by the NCBWA … Also tabbed an ABCA First Team Central All-Region selection and garnered First Team All-Conference USA honors … Began the season in the Saturday role in the weekend rotation and transitioned to become the team's Friday night ace on March 24 … Posted an 8-4 record with a 4.43 ERA … Finished the year with 116 strikeouts, a mark that ranked as the 16th-highest total in the nation and the second-most in DBU Baseball's Division I era dating back to 2004 … **vs. TOP 25 OPPONENTS:** Surrendered two runs over 5.0 innings and struck out seven at No. 22 Southern Miss (3/4) … **vs. CUSA OPPONENTS:** Earned the win against FIU (3/18) after allowing just two runs in 6.0 innings while striking out nine … Named Collegiate Baseball's National Pitcher of the Week after striking out a career-high 12 batters and surrendering just two runs over 7.0 innings in his first Friday night start of the year at Charlotte (3/24) … Made his fourth consecutive start without allowing a walk and allowed just one run in 7.0 innings while striking out nine versus UAB (4/6) … Tossed 6.0 shutout innings to earn the win at Florida Atlantic (4/14) … Gave up one run and struck out nine over 6.0 innings to pick up the win versus Louisiana Tech (4/21) … Allowed three runs in 6.0 innings and punched out eight batters to earn the win against Middle Tennessee (5/5) … Struck out eight over 5.0 innings to notch his seventh win of the year at No. 22 UTSA (5/12) … **vs. NON-CONFERENCE:** Made his first start of the season versus Fordham (2/18) and did not allow a run or a hit over 4.0 innings while striking out eight … Notched his first win of the year after working 6.0 innings and giving up two runs against Austin Peay (2/25) … **CUSA TOURNAMENT:** Allowed one run in 5.0 innings of work to pick up his eighth win of the year versus Rice (5/24).

2022 (FRESHMAN)
Made 18 appearances, including nine starts, in his first collegiate season … Posted a 3-2 record with a 4.30 ERA … Struck out 47 batters and walked 22 over 58.2 innings of work … His 58.2 innings were the third-most on the staff … **vs. TOP 25 OPPONENTS:** Helped lift DBU to a series-clinching win in his start against No. 20 Maryland after allowing one run and striking out four in 3.2 innings … **vs. MVC OPPONENTS:** Tossed 5.0 shutout innings and fanned a season-high six batters to earn the win at Bradley (4/16) … Came out of the pen to work 2.0 scoreless frames and strike out four at Valparaiso (5/8) … Worked a season-high 6.2 innings in relief and did not allow a run at Indiana State (5/21) … **vs. NON-CONFERENCE:** Made his Patriot debut on Opening Day versus Southeast Missouri (2/18) and surrendered a pair of earned runs while striking out five in 3.0 innings of relief … Notched his first career save after shutting out Sam Houston (2/25) over the final 3.0 innings … Held San Diego (3/5) to one run in 2.1 innings of relief to earn his first career win … Made his first career start at Oklahoma (3/8) and tossed 2.0 scoreless innings against the Sooners … Earned his second win of the year after allowing just one run over 5.0 innings at Oral Roberts (3/20).

COLLEGIATE SUMMER LEAGUE
Pitched for the USA Collegiate National Baseball Team last summer.

HIGH SCHOOL
Four-year letterman for the Home School Texas Alliance for Christian Athletes Storm … Played for head coach Daniel Sweet … Was a three-time All-American in the Homeschool World Series Association … Rated the No.4 right-handed pitcher and the 10th-best player from the state of Texas by Perfect Game … Played for the Rangers Area Code Team in 2020 … Competed for the Dallas Tigers in the summers.

PERSONAL
Born on August 5, 2002 … Parents are Jeff and Amy Johnson … His father pitched at DBU from 1986-1990 … His brother, MD Johnson, pitched at DBU from 2016-2019 and holds the program's Division I record for most career wins (29), ranks second in strikeouts (274) and currently pitches in the Miami Marlins' organization … Majoring in Business Entrepreneurship … Favorite Bible verse is Luke 9:23.

2024 SEASON HIGHS
Innings: 7.0 (Feb. 23 Central Michigan)
Runs: 5 (Feb. 16 vs. Southeast Missouri)
Earned Runs: Feb. 16 vs. Southeast Missouri)
Walks: 1 (Feb. 16 vs. Southeast Missouri)
Strikeouts: 13 (Feb. 23 Central Michigan)
Pitches: 92 (Feb. 16 vs. Southeast Missouri)

CAREER HIGHS
Innings: 7.0 (3x: Feb. 23, 2024 vs. Central Michigan)
Runs: 7 (May 18, 2023 vs. WKU)
Earned Runs: 7 (May 18, 2023 vs. WKU)
Walks: 3 (7x: April 28, 2023 vs. Rice)
Strikeouts: 13 (Feb. 23, 2024 Central Michigan)
Pitches: 105 (June 2, 2023 vs. Washington)

DBU PROJECTED STARTING PITCHER

30

JARON DEBERRY

RHP
6-3 | 178
SENIOR
TROPHY CLUB, TEXAS
GRAYSON COLLEGE



2024 (SENIOR)
vs. NON-CONFERENCE: Worked 5.0 innings and allowed just three runs while striking out a career-high seven against Southeast Missouri (2/17) … Earned his first win after holding Central Michigan (2/24) to two runs over 5.0 innings.

2023 (JUNIOR)
Made 20 appearances with 17 coming in relief while also making three starts … Posted a 3-1 record with one save and a 5.71 ERA … Struck out 35 batters in 34.2 innings of work … **vs. CUSA OPPONENTS:** Shutout FIU (3/18) in 2.0 innings out of the pen … Fanned four batters over 3.0 scoreless innings at Louisiana Tech (3/31) … Came out of the pen to fire two shutout innings at Florida Atlantic (4/14) … Earned his lone save after shutting out Louisiana Tech (4/21) over the final 3.0 innings … Held Rice (4/30) scoreless for 2.0 innings out of the pen to register his third win of the year … **vs. NON-CONFERENCE:** Made his Patriot debut at Globe Life Field versus UT Arlington (2/21) and struck out two in 1.0 inning of relief … Fanned three batters in 1.2 scoreless innings against Austin Peay (2/26) … Earned his first career win in his first start of the year versus Grambling (3/8), holding the Tigers scoreless over 3.0 innings and struck out a season-high five … Notched his second win of the season after holding Oklahoma (3/21) scoreless and striking out three in 1.1 innings of work … **CUSA TOURNAMENT:** Helped lead DBU to a win over Rice (5/24) with 2.0 shutout innings of relief.

2022 (SOPHOMORE - GRAYSON COLLEGE)
Made 13 relief appearance … Went 4-0 with a 3.27 ERA …. Averaged 13.06 strikeouts per nine innings after striking out 60 batters over 41.1 innings of work.

2021 (FRESHMAN - NORTHERN OKLAHOMA-ENID)
Earned All-Conference honors after going 5-1 in 14 appearances (12 starts) … Posted a 4.10 ERA and struck out at team-high 67 batters over 63.2 innings.

COLLEGIATE SUMMER LEAGUE
Spent last summer with the Cowlitz Bears in the West Coast League … Pitched for the Duluth Huskies in the Northwoods League in 2022 … Played for DBAT United in the Connie Mack World Series in the summer of 2021.

HIGH SCHOOL
Two-year letterman at Byron Nelson High School … Played for head coach Mike Killian … Named an Under Armour Preseason All-American as a senior in 2020 … Competed in the summers for DBAT United.

PERSONAL
Born on August 28, 2002 … Parents are Jim and Jodi DeBerry … Majoring in Business Administration … Favorite Bible verse is Joshua 1:9.

2024 SEASON HIGHS
Innings: 5.0 (2x: Feb. 24 Central Michigan)
Runs: 3 (Feb. 17 vs. Southeast Missouri)
Earned Runs: 3 (Feb. 17 vs. Southeast Missouri)
Walks: 2 (Feb. 24 Central Michigan)
Strikeouts: 7 (Feb. 17 vs. Southeast Missouri)
Pitches: 89 (Feb. 24 vs. Central Michigan)

CAREER HIGHS
Innings: 5.0 (2x: Feb. 24, 2024 vs. Central Michigan)
Runs: 7 (April 4, 2023 vs. Sam Houston)
Earned Runs: 6 (April 4, 2023 vs. Sam Houston)
Walks: 4 (March 26, 2023 vs. Charlotte)
Strikeouts: 7 (Feb. 17, 2024 vs. Southeast Missouri)
Pitches: 89 (Feb. 24, 2024 vs. Central Michigan)

26

JAMES ELLWANGER

RHP
6-4 | 209
FRESHMAN
MAGNOLA, TEXAS
MAGNOLIA WEST HS

MLB DRAFT
19th Round - Washington Nationals (2023)

2024 (FRESHMAN)
vs. NON-CONFERENCE: Made his first career start against Southeast Missouri (2/18) and surrendered two runs over 4.0 innings while striking out four … Worked 5.0 shutout innings and struck out eight to earn his first career win against Central Michigan (2/25).

HIGH SCHOOL
Four-year letterman at Magnolia West High School … Played for head coach Travis Earles … Named a First Team All-State selection after helping lead Magnolia West to a Class 5A State Championship as a senior … Pitched a complete game one-hitter and struck out 17 batters in the semifinals of the Class 5A State Tournament … Finished his senior season with a 1.30 ERA and struck out 124 batters in 76.1 innings … Was a two-time First Team All-District selection and tabbed the District's Newcomer of the Year as a sophomore … Rated the No. 64 overall prospect nationally and the No. 18 right-handed pitcher in the country by Perfect Game … Also ranked as the No. 4 player in the state of Texas and the No. 2 right-handed pitcher in the Lone Star state by Perfect Game … MLB.com rated him as the No. 107 prospect entering the 2023 Major League Draft … Selected by the Washington Nationals in the 19th round of the 2023 MLB Draft … Was also a Second Team All-District selection in basketball … Competed in the summers for the Texas Twelve.

PERSONAL
Born on May 15, 2004 … Parents are Dan and Christy Ellwanger … Major is undecided … Favorite Bible verse is Deuteronomy 31:6.

2024 SEASON HIGHS
Innings: 5.0 (Feb. 25 vs. Central Michigan)
Runs: 2 (Feb. 18 vs. Southeast Missouri)
Earned Runs: 2 (Feb. 16 vs. Southeast Missouri)
Walks: 3 (Feb. 18 vs. Southeast Missouri)
Strikeouts: 8 (Feb. 25 vs. Central Michigan)
Pitches: 75 (Feb. 18 vs. Southeast Missouri)

CHASING DBU HISTORY

Jordan Martinson owns the program's all-time strikeout record with 276 strikeouts from 2016-2019.

STRIKEOUTS	#
1. Jordan Martinson (2016-19)	276
2. MD Johnson (2016-19)	274
3. Randall Taylor (2004-07)	262
4. Victor Black (2007-09)	246
5. Cy Sneed (2012-14)	207
6. Cory Taylor (2013-15)	205
7. Michael Smith (2009-13)	194
8. Ryan Johnson (2022-24)	**183**
9. Kragen Kechely (2017-21)	172
10. Jared Stafford (2008-11)	164

Ryan Johnson is 17 strikeouts away from becoming the seventh pitcher in program history to reach 200 strikeouts in a career.

Austin Listi is DBU's all-time home run leader with 53 home runs in his four-year career.

HOME RUNS	#
1. Austin Listi (2004-06)	53
2. Duncan McAlpine (2010-13)	48
3. Trevor Head (2006-09)	45
4. Jason Krizan (2008-11)	40
5. Ryan Enos (2007-10)	39
T6. Blayne Jones (2018-22)	36
T6. Drew Holder (2004-06)	36
T8. Ryan Goins (2007-09)	32
T8. Evan Bigley (2006-08)	32
T10. Miguel Santos (2022-24)	**30**
T10. Jackon Glenn (2019-21)	30
T10. Tim Millard (2016-18)	30



Miguel Santos is three home runs away from moving into eighth all-time in home runs in DBU's Division I era.

NUMERICAL ROSTER

#	Player	Pos.	B/T	Ht.	Wt.	Class	Hometown (Previous School)
1	Keaton Grady	INF	S/R	5-9	171	R-So.	Elgin, TX (Incarnate Word)
2	Dylan Schlaegel	OF	R/R	5-10	181	Fr.	Mansfield, TX (Mansfield Legacy HS)
3	Miguel Santos	INF	R/R	5-11	176	5yr. Sr.	Fort Worth, TX (McLennan CC)
4	Cody Grebeck	INF	L/R	5-7	164	Jr.	Midland, TX (Midland College)
5	Michael Dattalo	INF	R/R	6-0	197	So.	Keller, TX (Northwestern State)
6	Alex Pendergast	INF	R/R	6-0	195	Sr.	Des Moines IA (Kirkwood CC)
7	Grant Jay	C	R/R	5-11	222	So.	Semmes, AL (Mobile Christian School)
8	Nathan Humphreys	OF	L/R	6-2	211	Jr.	Midlothian, TX (Midlothian HS)
9	Adam Berghult	C	R/R	6-1	210	So.	Edina, MN (North Iowa Area CC)
11	Joey Nerat	OF	L/R	5-11	207	So.	Campbellsport, WI (Campbellsport HS)
12	Luke Heefner	INF	L/R	6-0	183	Jr.	Cedar Hill, TX (Homeschool)
13	Aden Howard	OF	S/R	6-1	186	Fr.	Carrollton, TX (Hebron HS)
15	Ethan Mann	UTL	R/R	6-1	195	5yr. R-Sr.	McKinney, TX (New Mexico St.)
16	Sherman Johnson	INF	R/R	6-1	186	Fr.	Loganville, GA (Loganville HS)
17	Dillon Haines	LHP	L/L	5-9	189	Jr.	St. Augustine, FL (Chipola College)
18	Ryan Johnson	RHP	S/R	6-6	215	Jr.	Red Oak, TX (Homeschool)
19	Chayton Krauss	INF	R/R	6-3	227	Jr.	Coppell, TX (Grayson College)
20	David Heefner	INF/RHP	R/R	6-3	211	Fr.	Cedar Hill, TX (Homeschool)
24	Tom Poole	INF	L/R	6-2	223	Jr.	Calgary, Alberta, Canada (Cloud County CC)
25	Tyler Schott	LHP	R/L	6-0	200	Jr.	Flower Mound, TX (Marcus HS)
26	James Ellwanger	RHP	R/R	6-4	209	Fr.	Magnolia, TX (Magnolia West HS)
27	Kobe Minchey	RHP	R/R	6-2	219	So.	Jarrell, TX (Texas)
28	Nick Wilson	RHP	R/R	6-2	200	5yr. Sr.	Carrollton, TX (Southern Univ.)
29	Ben Tryon	INF	L/R	6-0	218	Fr.	Southlake, TX (Carroll HS)
30	Jaron DeBerry	RHP	R/R	6-3	178	Sr.	Trophy Club, TX (Grayson College)
32	Luke Pettitte	RHP	R/R	6-2	215	Fr.	Houston, TX (Second Baptist School)
33	Conner Mackay	RHP	R/R	6-1	204	5yr. R-Sr.	Shawnee, KS (Iowa Western CC)
34	Connor Benge	RHP	R/R	6-0	180	So.	Montgomery, TX (LSU Eunice)
35	JJ Kennett	C	R/R	5-10	175	Fr.	Missouri City, TX (Ridge Point HS)
36	Charlie Atkinson	RHP	R/R	6-5	215	Fr.	Katy, TX (Cinco Ranch HS)
39	Jace Russell	OF	R/R	6-2	198	R-So.	Kingwood, TX (Porter HS)
40	Aiden Pollock	OF/RHP	R/R	5-9	170	Fr.	Las Vegas, NV (Bishop Gorman HS)
43	Cade Wiegert	RHP	R/R	6-4	218	So.	Eden Prairie, MN (Southwest Christian HS)
44	River Ridings	LHP	L/L	6-3	214	Sr.	Plano, TX (TCU)
45	Myles Martinez	LHP	L/L	6-4	234	R-Sr.	Columbus, OH (Ohio Dominican Univ.)
47	Zach Todd	RHP	R/R	6-3	227	R-Fr.	Manteca, CA (Manteca HS)
50	Jerrod Jenkins	RHP	R/R	6-2	212	So.	Winchester, VA (Millbrook HS)

Coaching Staff

21	Dan Heefner	Head Baseball Coach (17th Season, Olivet Nazarene Univ.)
14	Cliff Pennington	Assistant Coach/Recruiting Coord. (3rd Season, Texas A&M Univ.)
41	Cale Johnson	Pitching Coach (1st Season, McKendree Univ.)
54	Travis Stone	Assistant Coach (5th Season, DBU)
49	Devlin Granberg	Director of Hitting Development (1st Season, DBU)
42	Kodie Kolden	Director of Player Development / Infield Coordinator (1st Season, DBU)
0	Easton Waterman	Director of Player Development / Catching Coordinator (2nd Season, Point Loman Univ.)

Pronunciations

#2 Dylan Schlaegel (Shlay-gil)
#3 Miguel Santos (San-toes)
#4 Cody Grebeck (Gray-beck)
#5 Michael Dattalo (Duh-tall-oh)
#9 Adam Berghult (Burg-hult)
#11 Joey Nerat (Nair-ut)
#12 Luke Heefner (Heef-nur)
#19 Chayton Krauss (Krowse)
#20 David Heefner (Heef-nur)
#25 Tyler Schott (Shot)
#26 James Ellwanger (El-wayne-gur)
#27 Kobe Minchey (Men-chee)
#30 Jaron DeBerry (Jair-un)
#32 Luke Pettitte (Pet-it)
#33 Conner Mackay (Muh-kie)
#34 Connor Benge (Binj)
#35 JJ Kennett (Ken-it)
#40 Aiden Pollock (Pawl-ick)
#43 Cade Wiegert (We-gurt)
#50 Jerrod Jenkins (Jared)

MEDIA ROSTER

1 KEATON GRADY

2 DYLAN SCHLAEGEL

3 MIGUEL SANTOS

4 CODY GREBECK

5 MICHAEL DATTALO

6 ALEX PENDERGAST

7 GRANT JAY

8 NATHAN HUMPHREYS

9 ADAM BERGHULT

11 JOEY NERAT

12 LUKE HEEFNER

13 ADEN HOWARD

15 ETHAN MANN

16 SHERMAN JOHNSON

17 DILLON HAINES

18 RYAN JOHNSON

19 CHAYTON KRAUSS

20 DAVID HEEFNER

24 TOM POOLE

25 TYLER SCHOTT

26 JAMES ELLWANGER

27 KOBE MINCHEY

28 NICK WILSON

29 BEN TRYON

30 JARON DEBERRY

32 LUKE PETTITTE

33 CONNER MACKAY

34 CONNOR BENGE

35 JJ KENNETT

36 CHARLIE ATKINSON

39 JACE RUSSELL

40 AIDEN POLLOCK

43 CADE WIEGERT

44 RIVER RIDINGS

45 MYLES MARTINEZ

47 ZACH TODD

50 JERROD JENKINS

CLIFF PENNINGTON

CALE JOHNSON

TRAVIS STONE

BROADCAST NOTES

#1 Keaton Grady - INF
- Redshirted last season.
- Played in 18 games as a freshman in 2022 at Incarnate Word.
- His brother Jace played four seasons at DBU and was an 11th round selection of the Atlanta Braves in the 2023 MLB Draft.

#2 Dylan Schlaegel - OF
- 17th round pick of the Boston Red Sox in the 2023 MLB Draft.
- Class 6A First Team All-State selection and District Offensive MVP as a senior at Mansfield Legacy HS.
- Led the state of Texas in stolen bases (45) as a junior.
- Played at Mansfield Legacy for head coach Chris McMullen who pitched at DBU from 2008-09.
- Rated the No. 29 outfielder in the state of Texas by Perfect Game.

#3 Miguel Santos - INF
- Two-time 2nd Team All-Conference selection (2023: CUSA & 2022: MVC)
- Collegiate Baseball's National Hitter of the Week on April 10 (Hit .529 with 3 HR & 7 RBI).
- Started all 122 games at second base since he arrived at DBU in 2022.
- Hit three home runs and tied a school record with nine RBI in DBU's 18-4 win over Oklahoma State in the Stillwater Regional.
- Started all 63 games for a McLennan team that won the NJCAA Division I National Championship in 2021.

#4 Cody Grebeck - INF
- Began his college career at Baylor in 2022 and played in nine games as a freshman.
- Spent last year at Midland College where he hit .337 and led the team in stolen bases (35).
- Comes from a baseball family. His father Brian Grebeck was a 19th round selection of the California Angels out of San Diego State University in 1990 and spent nine years in the minor leagues. His uncle Craig Grebeck played 12 seasons in the Major Leagues from 1990-2001 and his uncle Frank Kostro played in the Big Leagues from 1962-69. His brother Sean played baseball at UNC Asheville and Cal Poly Pomona.

#5 Michael Dattalo - INF
- Freshman All-American last year at Northwestern State.
- Led Northwestern State in batting average (.372), hits (83), total bases (125), slugging percentage (.561), and multi-hit games (25) as a freshman.
- Helped lead Keller HS to the Class 6A state championship game as a junior.

#6 Alex Pendergast - INF
- Played in 17 games and made 11 starts in his first year at DBU in 2023.
- 2nd Team All-Region selection in 2022 at Kirkwood CC after hitting .323.
- 1st Team All-American and the Iowa Community College Athletic Conference Player of the Year as a freshman.
- As a freshman, led the NJCAA Division II ranks in walks (53), and was second in hits (96), runs (80), RBI (88), and total bases (166). Also ranked No. 10 in home runs (16).
- Says that he models his game after Patriot legend and 2016 World Series MVP, Ben Zobrist.

#7 Grant Jay - C
- Became the third player in program history to be named a consensus Freshman All-American in 2023.
- 3rd Team All-American by the NCBWA as a freshman last year.
- Named the C-USA Freshman of the Year, 1st Team All-C-USA, C-USA All-Freshman Team & C-USA All-Tournament Team.
- His 21 home runs and 62 RBI were the most by a freshman in school history.
- Rated the No. 1 catcher in the state of Alabama and the No. 311 prospect nationally by Perfect Game.
- His grandfather, Joey Jay, played 13 seasons in the Major Leagues (1953-1966) and is in the Cincinnati Reds Hall of Fame.

#8 Nathan Humphreys - OF
- C-USA Defensive Player of the Year, 2nd Team All-C-USA & C-USA All-Tournament Team in 2023.
- Dan Heefner says he is "the best defensive center fielder he's coached during his time at DBU."
- His father Mike Humphreys played three seasons in the Major Leagues with the New York Yankees from 1991-1993.
- His brother Zach played baseball at TCU and is currently in the Los Angeles Angels organization (Triple-A).
- Says he models his game in the outfield after former Major Leaguer Jim Edmonds.

#9 Adam Berghult - C
- 3rd Team NJCAA Division II All-American in 2023.
- Hit .373 with 13 home runs and 42 RBI last year at North Iowa Area CC.
- His father David Berghult played football at the Naval Academy.

#11 Joey Nerat - OF
- His lone hit last year was a home run at Louisiana Tech in his first career start at Louisiana Tech (April 1).
- Rated the No. 5 outfielder and the No. 18 prospect from the state of Wisconsin by Perfect Game.
- 1st Team All-State selection as a senior and was an All-Region defensive back in football.
- Wears #11 for his father, Brad Nerat, who wore the same jersey # when he won an NCAA Division III World Series title in 1994 at the University of Wisconsin-Oshkosh.

#12 Luke Heefner - INF
- Transitioned from third base to become DBU's starting shortstop as a sophomore.
- Freshman All-American & the MVC Freshman of the Year in 2022.
- Garnered Perfect Game All-American honors during his prep career. Was selected to play in the 2020 Perfect Game All-American Classic.
- His father, Dan Heefner, has been the head coach at DBU since 2008.
- His uncle Ben Zobrist played 14 years in the Major Leagues, was a three-time All-Star, two-time World Series champion and was named the Most Valuable Player of the 2016 World Series.
- His uncle Jon Gilmore was a first round pick (33rd overall) of the Atlanta Braves in 2007.
- His uncle Jeff Gilmore pitched at DBU and his 11 wins in 2004 are the second-most in a single-season in DBU's Division I era.

#13 Aden Howard - OF
- Class 6A 1st Team All-State selection at Hebron HS last year as senior.
- Selected as one of the top 44 athletes in the class of 2023 and 2024 to participate in the Hank Aaron Invitational Showcase Game at Truist Park in Atlanta, Georgia.
- Ranked the No. 7 outfielder in the state of Texas and No. 77 nationally by Perfect Game.
- His father Antoine Howard ran track at the University of Arkansas and professionally.
- Has two uncles that played collegiate football including Ahmad Howard who starred at the University of Texas and Dre Howard who played at the University of Houston.
- His cousin Patrick Williams played football at the University of Colorado and in the NFL for the Baltimore Ravens.

#15 Ethan Mann - INF/OF
- 2nd Team All-American (Collegiate Baseball), and 3rd Team All-American (ABCA & NCBWA) in 2023.
- Named the-USA Newcomer of the Year, 1st Team All-C-USA & C-USA All-Tournament Team last year.
- His 80 RBI were the 11th-most in the nation and second most in a single-season in program history.
- Spent two years at New Mexico State (Took a medical redshirt in 2022).
- Honorable Mention All-WAC honors in 2021 after leading the Aggies in five categories including home runs (11), RBI (50), slugging percentage (.538), stolen bases (8), and total bases (106).

#17 Dillon Haines - LHP
- 2nd Team All-Conference in 2023 after going 6-0 with one save in 15 appearances at Chipola College.
- Spent his freshman year at Stetson where made two appearances on the mound.
- His pitching coach at Episcopal High School was Storm Davis, who pitched for 13 seasons in the Major Leagues and won two World Series titles with the Baltimore Orioles (1983) and Oakland Athletics (1989).

#18 Ryan Johnson - RHP
- NCBWA 3rd Team All-American, ABCA 1st Team Central All-Region, and 1st Team All-CUSA in 2023.
- Pitched for the USA Collegiate Baseball Team National Team last summer.
- His 116 strikeouts last year were the 16th-most in the nation & the 2nd-most in a single-season in DBU's Division I era.
- Entered the 2023 season 10th all-time in program history in strikeouts (163) and is 114 strikeouts away from breaking Jordan Martinson's school record.
- His brother, MD Johnson, pitched at DBU from 2016-2019 and holds the program's Division I record for most career wins (29), ranks second in strikeouts (274) and currently pitches in the Miami Marlins' organization.
- His father Jeff Johnson pitched at DBU from 1986-1990.
- Says that he models his game on the mound after Hall of Fame pitcher Nolan Ryan.

#19 Chayton Krauss - INF
- 1st Team All-Conference last year at Grayson College after hitting .404 with eight home runs and 58 RBI. Also made eight appearances on the mound.
- Born in New Zealand and was selected to play for his home country in the 2022 World Baseball Classic. Also starred on New Zealand's U15 and U18 National Teams.
- Hit an RBI single in the bottom of the 6th inning to give Lewisberry, Pennsylvania, a walk-off win over Pearland, Texas, in the United States Championship of the 2015 Little League World Series.

#20 David Heefner - INF/RHP
- Ranked the No. 3 third baseman in the state of Texas and No. 30 nationally by Perfect Game.
- His father, Dan Heefner, has been the head coach at DBU since 2008.
- His uncle Ben Zobrist played 14 years in the Major Leagues, was a three-time All-Star, two-time World Series champion and was named the Most Valuable Player of the 2016 World Series.
- His uncle Jon Gilmore was a first round pick (33rd overall) of the Atlanta Braves in 2007.
- His uncle Jeff Gilmore pitched at DBU and his 11 wins in 2004 are the second-most in a single-season in DBU's Division I era.

#24 Tom Poole - INF/OF
- Began last year as the team's lead-off hitter and started 37 games.
- His 23 home runs were the seventh-most in the nation at the NJCAA Division I level in 2022.
- Played hockey and competed in speed skating growing up in Canada.

#25 Tyler Schott - LHP
- Situational lefty who made seven relief appearances last year.
- First Team All-State honors and was named the District Pitcher of the Year as a senior.
- Named the Class 5A-6A All-Star Game MVP in 2021.

#26 James Ellwanger - RHP
- 19th round draft pick of the Washington Nationals in 2023.
- First Team All-State selection after helping lead Magnolia West to a Class 5A State Championship as a senior - Pitched a complete game one-hitter and struck out 17 batters in the semifinals of the Class 5A State Tournament.
- Rated the No. 64 overall prospect nationally and the No. 18 right-handed pitcher in the country by Perfect Game.

#27 Kobe Minchey - RHP
- Made nine appearances, including three starts as a freshman at Texas last year.
- His father was a 2nd-round draft pick by the Montreal Expos in the 1987 Major League Draft and went on to pitch for three seasons with the Boston Red Sox and one year with the Colorado Rockies before spending seven seasons in Japan.

#28 Nick Wilson - RHP
- Pitched the last two seasons at Southern University. Began his career at Vernon College where he played his first two years.
- Posted the 2nd-lowest ERA (3.22) and the 3rd-most strikeouts (101) in the SWAC in 2023.
- Was selected to pitch for the USA Baseball Collegiate National Team last summer.

#29 Ben Tryon - INF
- Was a 3-year letterman at Southlake Carroll High School and was named to the Class 6A Super Elite Team by the Texas High School Baseball Coaches Association as a senior.
- Led Carroll to a Class 6A state championship as a junior in 2022.
- Rated the No. 15 third baseman in the state of Texas by Perfect Game.

#30 Jaron DeBerry - RHP
- Made 20 appearances (17 in relief) in his first year at DBU in 2023.
- Went 4-0 with a 3.27 ERA and averaged 13.06 strikeouts per nine innings at Grayson College in 2022.
- Spent his freshman season at Northern Oklahoma-Enid where he was an All-Conference selection.

#32 Luke Pettitte - RHP
- Lettered all four years at Second Baptist School in Houston.
- Named the Texas Private School Baseball Player of the Year in both 2022 and 2023.
- Led Second Baptist to a TAPPS State Championship as a junior.
- Rated the No. 1 first baseman in the state of Texas and No. 15 nationally by Perfect Game.
- His father, Andy Pettitte, pitched for 18 seasons in the Major Leagues with the New York Yankees and Houston Astros, winning five World Series Championships and was a three-time All-Star.
- His brother, Jared, pitched at DBU in 2021 and spent two seasons in the Miami Marlins' organization.

#33 Connor Mackay - RHP
- Made 13 relief appearances in 2023.
- Overcame an injury that kept him out for the first half of the 2022 season to make five relief appearances. Posted a 1.69 ERA in 5.1 innings of work.
- Transferred from Iowa Western CC where he was named a 2nd Team All-Iowa Community College Athletic Conference selection in 2021.

#34 Connor Benge - RHP
- Was a Third Team All-American at LSU-Eunice as a freshman last year.
- Went 11-1 and his 11 wins were the second-most wins at the NJCAA Division II level.

#35 JJ Kennett - C
- Named a Class 6A First Team All-State honors as a senior at Ridge Point High School in 2023.
- Led Ridge Point to the Class 6A State Semifinals as a junior.
- Rated the No. 8 catcher in the state of Texas and No. 54 nationally by Perfect Game.

#36 Charlie Atkinson - RHP
- Named the District MVP as a senior at Cinco Rach High School.
- Rated the No. 26 right-handed pitcher and No. 67 overall prospect from the state of Texas by Perfect Game.
- His father, Ben Atkinson, played tennis at East Carolina University and his mother, Erica, played tennis at Texas Tech. His sister, Sophia, runs track and cross country at the University of Virginia.

#39 Jace Russell - OF
- Redshirted in 2022 and did not see any action last year.
- His brother Zane pitched at DBU from 2020-2023 and was a 10th round draft pick of the Arizona Diamondbacks in the MLB Draft last July.
- His uncle, Damon Thames, was a two-time All-American at Rice University, the 1999 ABCA National Player of the Year, and was a ninth round selection of the St. Louis Cardinals. His cousin, Charlie Thames, was a First Team All-American at the University of Texas in 2000 and was a 4th round pick of the Anaheim Angels. His cousin, Ron Thames, played baseball and football at Sam Houston State University and won two national championships as a coach at Grayson College.

 # 40 Aiden Pollock – OF/RHP
- Led Bishop Gorman to a Class 5A state title in 2023 and finished the year ranked No. 4 in the nation by Baseball America.
- Was a two-time First Team All-State selection as a junior and senior.
- Ranked the No. 3 outfielder and No. 7 overall prospect from the state of Nevada by Perfect Game.

#43 Cade Wiegert - RHP
- Made two relief appearances as a freshman last year.
- All-State selection as a senior in high school.
- Rated the No. 2 right-hander pitcher and No. 8 overall prospect from the state of Minnesota by Perfect Game.
- His father, Joel Wiegert, played baseball at Concordia College.

#44 River Ridings - LHP
- Spent the last three years at TCU and made 15 relief appearances for a Horned Frogs team that reached the College World Series.
- Was an Honorable Mention All-Big 12 selection as a sophomore after tying for the league lead in saves (10).
- Earned Freshman All-American honors and was named to the Big 12 All-Freshman Team after posting a 1.08 ERA .

#45 Myles Martinez - LHP
- Spent the last four years at Ohio Dominican University.
- Named an NCAA Division II Honorable Mention All-American after posting a 1.23 ERA and team-high seven saves.
- His father played basketball at the University of Kentucky from 1990-1994 and was a part of a Wildcats team that reached the NCAA Final Four in 1993.

#47 Zach Todd - RHP
- Redshirted as a freshman last year.
- Was a two-time District Pitcher of the Year during his prep career at Manteca High School.
- Rated the No. 63 right-hander pitcher from the state of California by Perfect Game.

#50 Jerrod Jenkins - RHP
- Made four relief appearances as a freshman in 2023.
- All-State selection as a senior in high school.
- Rated the No. 33 right-hander pitcher and No. 75 overall prospect from the state of Virginia by Perfect Game.
- His father, Scott Jenkins, played baseball at TCU and Abilene Christian and was drafted by the Kansas City Royals. He went on to pitch for four seasons in professional baseball, served as a scout for the Arizona Diamondbacks, and was the pitching coach at the University of Vermont before they dropped the baseball program in 2009.

THE LAST TIME DBU...

RANKED OPPONENTS
Defeated a Top 25 ranked team - June 3, 2023 (No. 12 Oklahoma State, 18-4)
Defeated a Top 25 ranked team at home - May 10, 2022 (No. 3 Oklahoma State, 8-7)
Defeated a Top 25 ranked team on the road - June 3, 2023 (No. 12 Oklahoma State, 18-4)
Defeated a Top 25 team at a neutral site - June 12, 2021 (No. 14 Virginia, 6-5)

Defeated a Top 20 ranked team - June 3, 2023 (No. 12 Oklahoma State, 18-4)
Defeated a Top 20 ranked team at home - May 10, 2022 (No. 3 Oklahoma State, 8-7)
Defeated a Top 20 ranked team on the road - June 3, 2023 (No. 12 Oklahoma State, 18-4)
Defeated a Top 20 team at a neutral site - June 12, 2021 (No. 14 Virginia, 6-5)

Defeated a Top 10 ranked team - May 10, 2022 (No. 3 Oklahoma State, 8-7)
Defeated a Top 10 ranked team at home - May 10, 2022 (No. 3 Oklahoma State, 8-7)
Defeated a Top 10 ranked team on the road - April 26, 2022 (No. 6 TCU, 6-5)
Defeated a Top 10 team at a neutral site - June 3, 2018 (No. 8 Southern Miss, 9-4)

Defeated a Top 5 ranked team - May 10, 2022 (No. 3 Oklahoma State, 8-7)
Defeated a Top 5 ranked team at home - May 10, 2022 (No. 3 Oklahoma State, 8-7)
Defeated a Top 5 ranked team on the road - April 12, 2016 (No. 5 TCU, 9-1)
Defeated a Top 5 team at a neutral site – Never

Won a series over a Top 25 ranked team - May 12-14, 2023 (No. 22 UTSA, 3-0)
Won a series over a Top 20 ranked team - March 25-27, 2022 (No. 20 Maryland, 2-1)
Won a series over a Top 10 ranked team - Never
Won a series over a Top 5 ranked team - Never
Swept a series over a Top 25 ranked team - May 12-14, 2023 (No. 22 UTSA, 3-0)

WINNING STREAK
Won 7 straight games - Feb. 16, 2024 - Current (8)
Won 8 straight games - Feb. 16, 2024 - Current (8)
Won 9 straight games - April 1, 2023 - April 22, 2023 (14)
Won 10 straight games - April 1, 2023 - April 22, 2023 (14)
Won 11 straight games - April 1, 2023 - April 22, 2023 (14)
Won 12 straight games - April 1, 2023 - April 22, 2023 (14)
Won 13 straight games - April 1, 2023 - April 22, 2023 (14)
Won 14 straight games - April 1, 2023 - April 22, 2023 (14)

LOSING STREAK
Lost 4 straight games - Feb. 28 - March 7, 2023
Lost 5 straight games - Feb. 28 - March 7, 2023
Lost 6 straight games - April 4-13, 2017

SERIES SWEEPS
Swept a 3-game series - Feb. 23-25, 2024 vs. Central Michigan
Swept a 3-game home series - Feb. 23-25, 2024 vs. Central Michigan
Swept a 3-game road series - May 12-14, 2023 vs. UTSA
Swept a 4-game series - May 7-9, 2021 vs. Illinois State
Swept a 4-game home series - May 7-9, 2021 vs. Illinois State
Was swept in a 3-game series - March 3-5 vs. Southern Mississippi
Was swept in a 4-game series - Not in Division I Era
Was swept in a 3-game home series - February 15-17, 2013 vs. Creighton
Was swept in a 3-game road series - March 3-5 vs. Southern Mississippi

DOUBLEHEADERS
Swept a doubleheader - May 12, 2023 vs. UTSA
Lost both games of a doubleheader - May 25, 2019 vs. Indiana State (MVC Championship)

OVERCAME A DEFICIT
5 or more runs in a win - April 18, 2023 vs. UT Arlington (5-10 deficit, 13-10)
6 or more runs in a win - March 17, 2023 vs. FIU (2-8 deficit, 10-8)
7 or more runs in a win - April 21, 2018 vs. Indiana State (1-9 deficit, 12-10)
8 or more runs in a win - April 21, 2018 vs. Indiana State (1-9 deficit, 12-10)
9 or more runs in a win - March 6, 2016 vs. New Mexico (2-11 deficit, 12-11)
10 or more runs in a win - April 29, 2011 vs. Mississippi Valley State (1-11 deficit, 17-14)

HITS
20 or more hits in a game - April 4, 2023 vs. Sam Houston (20)
25 or more hits in a game - March 24, 2019 vs. Air Force (28)
26 or more hits in a game - March 24, 2019 vs. Air Force (28)
27 or more hits in a game - March 24, 2019 vs. Air Force (28)
28 or more hits in a game - March 24, 2019 vs. Air Force (28)
29 or more hits in a game - March 5, 2016 vs. New Mexico (31)
30 or more hits in a game - March 5, 2016 vs. New Mexico (31)
Allowed 2 or fewer hits - April 22, 2023 vs. Louisiana Tech (2)
Allowed 1 or fewer hits - May 29, 2021 vs. Indiana State (1)
Allowed 0 hits - February 25, 2006 vs. UT Arlington (0)

HOME RUNS
3 or more home runs in an inning - June 3, 2023 vs. Oklahoma State (3 in 4th inning)
4 or more home runs in an inning - June 2, 2018 vs. Oral Roberts (4 in 3rd Inning)
5 or more home runs in a game - June 3, 2023 vs. Oklahoma State (6)
6 or more home runs in a game - June 3, 2023 vs. Oklahoma State (6)
7 or more home runs in a game - April 4, 2023 vs. Sam Houston (7)
8 or more home runs in a game - April 21, 2007 vs. UT Pan American (10)
9 or more home runs in a game - April 21, 2007 vs. UT Pan American (10)
10 home runs in a game - April 21, 2007 vs. UT Pan American (10)

RUNS
Scored 15 or more runs in a game - Feb. 25, 2024 vs. Central Michigan (16)
Scored 20 or more runs in a game - May 2, 2021 vs. Evansville (20-1)
Scored 25 or more runs in a game - March 24, 2019 vs. Air Force (30-7)
Scored 30 or more runs in a game - March 24, 2019 vs. Air Force (30-7)
Scored 33 or more runs in a game - March 5, 2016 vs. New Mexico (33-8)
Scored 10 or more runs in 3 consecutive games - May 26-30, 2021 (4 games)
Scored 10 or more runs in 4 consecutive games - May 26-30, 2021 (4 games)
Scored 10 or more runs in 5 consecutive games - April 17-28, 2009 (8 games)
Allowed 10 or more runs in a game - May 27, 2022 vs. Evansville (2-21)
Allowed 15 or more runs in a game - May 6, 2023 vs. Middle Tennessee (8-16)
Allowed 20 or more runs in a game - March 14, 2023 vs. Oklahoma State (4-20)
Allowed 20 or more runs in a game - April 3, 2010 vs. South Dakota State (8-23)

DOUBLES
Hit 6 or more doubles in a game - Feb. 16, 2024 vs. Southeast Missouri (6)
Hit 7 or more doubles in a game - Feb. 18, 2023 vs. Fordham (7)
Hit 8 or more doubles in a game - March 24, 2019 vs. Air Force (12)
Hit 9 or more doubles in a game - March 24, 2019 vs. Air Force (12)
Hit 10 or more doubles in a game - March 24, 2019 vs. Air Force (12)
Hit 11 or more doubles in a game - March 24, 2019 vs. Air Force (12)
Hit 12 or more doubles in a game - March 24, 2019 vs. Air Force (12)

TRIPLES
Hit 3 or more triples in a game - April 19, 2016 vs. UT Arlington (3)
Hit 4 or more triples in a game - 1996 vs. Howard Payne (4)

STOLEN BASES
Stole 5 bases in an inning - Feb. 20 2022 vs Southeast Missouri (5)
Stole 6 bases in a game - May 19, 2023 vs. WKU (7)
Stole 7 bases in a game - May 19, 2023 vs. WKU (7)
Stole 8 bases in a game - March 7, 2023 vs. Baylor (8)

STRIKEOUTS
Struck out 15 or more batters in a game - Feb. 23, 2024 vs. Central Michigan (15)
Struck out 16 or more batters in a game - March 10, 2023 vs. Oral Roberts (18)
Struck out 17 or more batters in a game - March 10, 2023 vs. Oral Roberts (18)
Struck out 18 or more batters in a game - March 10, 2023 vs. Oral Roberts (18)
Struck out 19 or more batters in a game - Feb. 20, 2022 vs. Southeast Missouri (19)
Struck out 15 or more time in a game offensively - March 17, 2023 vs. Baylor (15)
Struck out 16 or more time in a game offensively - March 5, 2022 vs. San Diego (17)
Struck out 17 or more time in a game offensively - March 5, 2022 vs. San Diego (17)
Struck out 18 or more times in a game offensively - February 25, 2020 vs. UT Arlington (18)
Struck out 2 or fewer times offensively in a game - Feb. 18, 2024 vs. Southeast Missouri (2)
Struck out 1 or fewer times offensively in a game - March 29, 2018 vs. Southern (1)
Did not strikeout offensively in a game - April 24, 2022 vs. Southern Illinois

WALKS
Did not walk a batter in a game - Feb. 23, 2024 vs. Central Michigan
Walked 10 or more batters in a game - March 26, 2023 vs. Charlotte (10)
Walked 11 or more batters in a game - March 6, 2021 vs. Arizona (11)
Walked 12 or more batters in a game - February 25, 2021 vs. Gonzaga (13)
Walked 13 or more batters in a game - February 25, 2021 vs. Gonzaga (13)
Walked 14 or more batters in a game - May 31, 2014 vs. Siena (16)
Walked 15 or more batters in a game - May 31, 2014 vs. Siena (16)
Walked 16 or more batters in a game - May 31, 2014 vs. Siena (16)
Drew 10 or more walks in a game - April 29, 2023 vs. Rice (10)
Drew 11 or more walks in a game - Feb. 19, 2023 vs. Fordham (11)
Drew 12 or more walks in a game - May 26, 2022 vs. Bradley (14)
Drew 13 or more walks in a game - May 26, 2022 vs. Bradley (14)
Drew 14 or more walks in a game - May 26, 2022 vs. Bradley (14)
Did not draw a walk in a game - May 9, 2021 vs. Illinois State

SHUTOUTS
Shutout an opponent - Feb. 23, 2024 vs. Central Michigan
Shutout an opponent on the road - May 7, 2022 vs. Valparaiso
Posted back-to-back shutouts - March 15, 2014 vs. Missouri State (DH)
Posted 3 consecutive shutouts - March 14-15, 2014 vs. Missouri State
Was shutout – June 13, 2021 vs. Virginia
Was shutout at home - April 17, 2021 vs. Air Force
Shutout in back-to-back games - Not happened in Division I Era

ERRORS
Went 4 or more games in a row without committing an error - June 2, 2023 - Feb. 17, 2024 (6)
Went 5 or more games in a row without committing an error - June 2, 2023 - Feb. 17, 2024 (6)
Went 6 or more games in a row without committing an error - June 2, 2023 - Feb. 17, 2024 (6)
Went 7 or more games in a row without committing an error - April 7-21, 2023 (8)
Went 8 or more games in a row without committing an error - April 7-21, 2023 (8)
Committed 4 or more errors in a game - April 29, 2018 vs. Valparaiso (5)
Committed 5 or more errors in a game - April 29, 2018 vs. Valparaiso (5)
Committed 6 or more errors in a game - March 11, 2016 vs. Valparaiso (6)

DOUBLE PLAYS
Turned 3 double plays in a game - May 5, 2023 vs. Middle Tennessee

THE LAST TIME A DBU PLAYER...

HITS
5 or more hits in a game - Jace Grady (5 - May 7, 2023 vs. Middle Tennessee)
6 or more hits in a game - Austin Bell (6 - March 24, 2019 vs. Air Force)
Went 5-for-5 in a game - Jace Grady (5-for-5 on May 7, 2023 vs. Middle Tennessee)
Went 6-for-6 in a game - Austin Bell (6-for-6 on March 24, 2019 vs. Air Force)

RUNS
Scored 5 runs in a game - Austin Bell, Jimmy Glowenke, & Evan Sandmann (March 24, 2019 vs. Air Force)
Scored 6 runs in a game - Austin Krum (2005)

DOUBLES
3 doubles in a game - Miguel Santos (April 4, 2023 vs. Sam Houston)
4 doubles in a game - Jason Krizan (May 6, 2011 vs. Texas A&M)

TRIPLES
2 triples in a game - Evan Sandmann (March 6, 2019 vs. Oklahoma)
3 triples in a game - David Jefferson (1985 vs. Cameron)

HOME RUNS
Led off the game with a home run - Miguel Santos (May 20, 2022 vs. Indiana State)
Led off the bottom of the 1st inning with a home run - Jace Grady (May 28, 2023 vs. Charlotte)
Hit an inside-the-park home run - Jace Grady (April 15, 2022 vs. Bradley)
Hit a pinch-hit home run - Joey Nerat (Feb. 24, 2024 vs. Central Michigan)
Hit a grand slam - Nathan Humphreys (Feb. 20, 2024)
Hit a grand slam in back-to-back games - Miguel Santos (Feb. 19, 2023 vs. Fordham & Feb. 21, 2023 vs. UTA)
Hit a walk-off home run - Nate Rombach (March 17, 2023 vs. FIU)
Hit 3 home runs in a game - Miguel Santos (June 3, 2023 vs. Oklahoma State)
Hit 4 home runs in a game - Darick Hall (March 22, 2016 vs. Incarnate Word)
Homered in 3 straight games - Miguel Santos (4) (Feb. 18-24, 2024)
Homered in 4 straight games - Miguel Santos (4) (Feb. 18-24, 2024)
Homered in 5 straight games – Bryce Ball (6) (May 7 – 17, 2019)
Homered in 6 straight games – Bryce Ball (6) (May 7 – 17, 2019)

RBI
6 RBI in a game - Miguel Santos (9) (June 3, 2023 vs. Oklahoma State)
7 RBI in a game - Miguel Santos (9) (June 3, 2023 vs. Oklahoma State)
8 RBI in a game - Miguel Santos (9) (June 3, 2023 vs. Oklahoma State)
9 RBI in a game - Miguel Santos (9) (June 3, 2023 vs. Oklahoma State)

STOLEN BASES
3 stolen bases in a game - Kodie Kolden (3) (May 25, 2023 vs. Western Kentucky)
4 stolen bases in a game - Ben McConnell (4) (February 28, 2020 vs. Arkansas State)
5 stolen bases in a game - Mike Hamilton (2000 vs. UT Pan American)
Stole home - Kodie Kolden (May 9, 2023 vs. Central Arkansas)

WALKS
4 walks in a game - Cole Moore (May 26, 2022 vs. Bradley)

HIT BY PITCH
Hit by a pitch 3 times in a game - Devlin Granberg (May 6, 2017 vs. Wichita State)

HIT STREAKS
15-game hit streak - Nathan Humphreys (18 games: May 2, 2023 - June 4, 2023)
20-game hit streak - Jimmy Glowenke (23 games: April 20, 2018 - May 26, 2018)
25-game hit streak - Jameson Hannah (35 games: June 5, 2017 - April 17, 2018)
30-game hit streak - Jameson Hannah (35 games: June 5, 2017 - April 17, 2018)
35-game hit streak - Jameson Hannah (35 games: June 5, 2017 - April 17, 2018)
39-game hit streak - Jason Krizan (39 games: March 10, 2011 - May 14, 2011)

REACHED SAFELY STREAKS
Reached safely in 25 straight games - Nathan Humphreys (27 games: May 2, 2023 - Current)
Reached safely in 25 straight games - Ethan Mann (26 games: May 5, 2023 - Current)
Reached safely in 30 straight games - Jimmy Glowenke (52 games: April 20, 2018 – March 26, 2019)
Reached safely in 35 straight games - Jimmy Glowenke (52 games: April 20, 2018 - March 26, 2019)
Reached safely in 40 straight games - Jimmy Glowenke (52 games: April 20, 2018 - March 26, 2019)
Reached safely in 45 straight games - Jimmy Glowenke (52 games: April 20, 2018 - March 26, 2019)
Reached safely in 50 straight games - Jimmy Glowenke (52 games: April 20, 2018 - March 26, 2019)
Reached safely in 55 straight games - Jason Krizan (69 games: May 6, 2010 - June 4, 2011)
Reached safely in 60 straight games - Jason Krizan (69 games: May 6, 2010 - June 4, 2011)
Reached safely in 65 straight games - Jason Krizan (69 games: May 6, 2010 - June 4, 2011)
Reached safely in 69 straight games - Jason Krizan (69 games: May 6, 2010 - June 4, 2011)

HIT FOR THE CYCLE
Duncan McAlpine - Feb 23, 2013 vs. Mississippi Valley State

STRIKEOUTS
10 or more strikeouts in a game - Ryan Johnson (13) (Feb. 23, 2024 vs. Central Michigan)
11 or more strikeouts in a game - Ryan Johnson (13) (Feb. 23, 2024 vs. Central Michigan)
12 or more strikeouts in a game - Ryan Johnson (13) (Feb. 23, 2024 vs. Central Michigan)
13 or more strikeouts in a game - Ryan Johnson (13) (Feb. 23, 2024 vs. Central Michigan)
14 or more strikeouts in a game - MD Johnson (15 vs. Houston Baptist - March 2, 2019)
15 or more strikeouts in a game - MD Johnson (15 vs. Houston Baptist - March 2, 2019)
16 or more strikeouts in a game - Colin Charland (16 vs. Jarvis Christian - 1985)

SHUTOUTS
Threw a complete game shutout - Rhett Kouba (7 inn. May 21, 2021 vs. Southern Illinois)
Threw a 9-inning complete game shutout - Taylor Massey (June 1, 2012 vs. UT Arlington)
2 or more pitchers combined to throw a complete game shutout (Feb. 23, 2024 vs. Central Michigan -Ryan Johnson & Connor Benge)

NO-HITTER
Rodney Brantley (February 25, 2006 vs. UT Arlington)

PATS IN THE POLLS

WEEK	DI	BA	NCBWA	USA	PG
Pre	NR	NR	RV	RV	NR
Feb.18	NR	25	25	-	24
Feb.25	25	23	23	24	18

TRACKING OPPONENTS

SCHOOL	LAST WEEK	OVERALL
Air Force	3-0	4-4
Alabama	5-0	9-0
Arizona	2-3	4-3
Baylor	1-3	1-6
Central Michigan	2-5	3-6
Florida International	2-3	5-3
Indiana	4-0	6-2
Jacksonville State	1-3	3-5
Liberty	1-3	4-3
Louisiana Tech	3-0	7-0
Middle Tennessee	1-3	3-5
New Mexico State	0-5	2-6
Oklahoma	3-2	5-3
Oklahoma State	3-1	4-4
Sam Houston	3-1	6-2
San Diego	2-1	3-4
Southeast Missouri	2-3	3-6
Stephen F. Austin	0-5	3-6
Tarleton State	5-0	7-2
Texas A&M-Corpus Christi	1-5	3-7
TCU	4-0	8-0
UT Arlington	1-3	3-5
Western Kentucky	4-1	6-3

CONFERENCE USA STANDINGS

SCHOOL	C-USA	OVERALL	VS DBU
DBU	0-0	8-0	N/A
La Tech	0-0	7-0	0-0
Sam Houston	0-0	6-2	0-0
Western Kentucky	0-0	6-3	0-0
Florida International	0-0	5-3	0-0
Liberty	0-0	4-3	0-0
Jacksonville State	0-0	3-5	0-0
MTSU	0-0	3-5	0-0
New Mexico State	0-0	2-6	0-0

HORNER BALLPARK

2013 was the inaugural season of the Joan and Andy Horner Ballpark, the new baseball home for the Dallas Baptist Patriot Baseball Team. Construction of Horner Ballpark began in summer 2012, finishing in time for the start of the 2013 season. The baseball field remained in its former location, with the new ballpark built up around it. The 2,000-seat stadium boasts club seating, a state-of-the-art press box, two radio booths, a TV booth, and guest suites, as well as coaches' offices and a reception area alongside new sunken dugouts and enhanced field lighting. An outdoor pavilion down the left field line and several party patios on the upper concourse have been added as new fan amentities. Outfield turf was added following the 2015 season. Horner Ballpark hosted its first NCAA Regional Tournament in 2015, as the Patriots welcomed Oregon State, Texas, and VCU.

HORNER HEROICS

Since Horner Ballpark opened in 2013, the Patriots have been one of the toughest teams in the nation to beat at home. Over that 12-year span, DBU boasts a .745 win percentage at home, which ranks as the 10th-best win percentage in the country amongst teams that have averaged 25 home games per year. DBU has also become known for their late-inning heroics over the past 12 years. During that stretch, the Patriots have come from-behind when trailing in the 7th inning or later on 31 occasions and have 22 walk-off-wins in their last at-bat.

HORNER BY THE NUMBERS

Opened:
- February 15, 2013
- Creighton 11, DBU 9

Quick Facts:
- Capacity: 3,492
- Chairback Seats: 1,292
- Suites: 4
- Press Areas: 4
- Coaches' Offices: 3
- Concession Stands: 2
- Party Porches: 3
- Hitting Tunnels: 2
- Novelty Shops: 1
- Party Pavilions: 1

Dimensions:
- LF: 330, CF: 390, RF: 330

Record: 242-83 (.745)

RECORD BREAKDOWN

Record: 242-83 (.745)

vs. Non-Conference Opponents: 152-53
vs. Conference Opponents: 87-28
vs. Top 25 Opponents: 17-12

HORNER TOP 10 CROWDS

#	Att.	Date	Opponent	Result
1.	3,242	5/31/15	Texas	W, 8-1
2.	2,297	5/31/15	#17 Oregon State	W, 7-1
3.	2,139	5/29/15	VCU	L, 2-7
4.	2,093	6/1/15	VCU	L, 1-3
5.	2,068	6/1/15	VCU	W, 2-1
6.	2,047	3/12/19	#18 Texas A&M	W, 5-4
7.	2,013	3/15/17	#10 Baylor	L, 1-4
8.	1,922	5/10/22	#3 Oklahoma State	W, 8-7
9.	1,819	4/5/22	Baylor	W, 11-6
10.	1,737	2/28/23	#10 TCU	L, 1-4 (12)



2024 DBU Baseball
Overall Statistics for DBU (as of Feb 27, 2024)
(All games Sorted by Batting avg)

Record: 8-0 Home: 8-0 Away: 0-0 CUSA: 0-0

Player	avg	gp-gs	ab	r	h	2b	3b	hr	rbi	tb	slg%	bb	hp	so	gdp	ob%	sf	sh	sb-att	po	a	e	fld%
5 DATTALO, Michael	.444	8-8	27	6	12	2	0	0	7	14	.519	4	1	5	0	.531	0	0	0-0	2	5	1	.875
7 JAY, Grant	.419	8-8	31	13	13	4	0	4	13	29	.935	2	3	6	0	.500	0	0	2-2	86	9	0	1.000
3 SANTOS, Miguel	.414	8-8	29	11	12	0	0	5	14	27	.931	4	2	2	0	.500	1	0	3-3	10	15	0	1.000
12 HEEFNER, Luke	.345	8-8	29	6	10	4	1	0	10	16	.552	3	0	5	1	.406	0	3	3-3	8	17	0	1.000
6 PENDERGAST, Alex	.323	8-8	31	11	10	3	1	2	9	21	.677	6	1	1	1	.447	0	0	4-4	9	2	0	1.000
19 KRAUSS, Chayton	.281	8-8	32	7	9	2	0	2	9	17	.531	4	0	10	0	.361	0	0	0-0	29	12	0	1.000
15 MANN, Ethan	.276	8-8	29	9	8	4	1	1	5	17	.586	6	1	8	0	.405	1	0	2-2	7	0	0	1.000
8 HUMPHREYS, Nathan	.258	8-8	31	8	8	4	0	1	9	15	.484	5	2	8	0	.395	0	0	0-0	9	0	1	.900
---																							
29 TRYON, Ben	.500	3-2	8	3	4	0	0	2	5	10	1.250	1	0	1	1	.556	0	0	0-0	0	0	0	.000
16 JOHNSON, Sherman	.500	2-0	2	1	1	0	0	0	0	1	.500	1	0	0	0	.667	0	0	0-0	1	2	0	1.000
11 NERAT, Joey	.500	2-0	2	1	1	0	0	1	1	4	2.000	0	0	0	0	.500	0	0	0-0	0	0	0	.000
1 GRADY, Keaton	.429	7-2	7	5	3	0	0	0	1	3	.429	2	0	2	0	.556	0	0	1-1	0	0	0	.000
24 POOLE, Tom	.313	4-4	16	6	5	1	0	0	0	6	.375	3	0	5	0	.421	0	0	2-2	34	3	0	1.000
4 GREBECK, Cody	.000	3-0	2	1	0	0	0	0	0	0	.000	1	0	2	0	.333	0	0	0-0	0	1	0	1.000
9 BERGHULT, Adam	.000	2-0	1	0	0	0	0	0	0	0	.000	0	0	1	0	.000	0	0	0-0	4	0	0	1.000
35 KENNETT, JJ	.000	2-0	1	0	0	0	0	0	0	0	.000	0	0	0	0	.000	0	0	0-0	6	0	0	1.000
Totals	.345	8	278	88	96	24	3	18	83	180	.647	42	10	56	3	.446	2	3	17-17	210	77	4	.986
Opponents	.255	8	255	37	65	10	2	9	32	106	.416	26	12	96	5	.348	3	4	6-11	188	64	15	.944

(All games Sorted by Earned run avg)

Player	era	w-l	app	gs	cg	sho	sv	ip	h	r	er	bb	so	2b	3b	hr	b/avg	wp	hp	bk	sfa	sha
28 WILSON, Nick	2.00	2-0	3	2	0	0/0	0	9.0	5	2	2	3	15	0	0	1	.161	1	0	0	0	0
26 ELLWANGER, James	2.00	1-0	2	2	0	0/0	0	9.0	5	2	2	5	12	1	0	0	.167	1	1	1	0	1
18 JOHNSON, Ryan	3.65	1-0	2	2	0	0/1	0	12.1	10	5	5	1	20	5	0	0	.222	0	2	0	1	0
30 DeBERRY, JARON	4.50	1-0	2	2	0	0/0	0	10.0	8	5	5	3	13	1	0	2	.229	0	2	0	0	2
---																						
36 ATKINSON, Charlie	0.00	2-0	2	0	0	0/0	0	3.2	1	0	0	1	3	0	0	0	.091	0	0	0	0	0
33 MACKAY, Conner	0.00	1-0	2	0	0	0/0	0	2.2	2	0	0	0	4	0	0	0	.250	0	0	0	1	0
43 WIEGERT, Cade	0.00	0-0	1	0	0	0/0	0	0.1	0	0	0	0	1	0	0	0	.000	0	0	0	0	0
34 BENGE, Connor	4.50	0-0	3	0	0	0/1	0	6.0	8	3	3	1	6	1	0	1	.348	0	2	0	0	1
32 PETTITTE, Luke	4.91	0-0	2	0	0	0/0	0	3.2	5	2	2	1	5	1	0	2	.357	0	0	0	0	0
44 RIDINGS, River	7.20	0-0	3	0	0	0/0	0	5.0	4	4	4	4	7	0	0	0	.250	0	1	0	0	0
50 JENKINS, Jerrod	7.36	0-0	3	0	0	0/0	0	3.2	6	4	3	3	4	0	1	1	.353	3	1	0	0	0
17 HAINES, Dillon	14.73	0-0	3	0	0	0/0	0	3.2	8	6	6	1	4	1	1	2	.444	1	1	0	1	0
27 MINCHEY, Kobe	27.00	0-0	1	0	0	0/0	0	0.1	0	1	1	1	1	0	0	0	.000	0	2	0	0	0
45 MARTINEZ, Myles	40.50	0-0	1	0	0	0/0	0	0.2	3	3	3	2	1	0	0	0	.600	1	0	0	0	0
Totals	4.63	8-0	8	8	0	1/1	0	70.0	65	37	36	26	96	10	2	9	.255	7	12	1	3	4
Opponents	11.78	0-8	8	8	0	0/0	0	62.2	96	88	82	42	56	24	3	18	.345	11	10	0	2	3

2024 DBU Baseball
Overall Statistics for DBU (as of Feb 27, 2024)
(All games Sorted by Fielding pct)

Player	c	po	a	e	fld%	dp	sba	csb	sba%	pb	ci
7 JAY, Grant	95	86	9	0	1.000	0	6	5	.545	2	0
19 KRAUSS, Chayton	41	29	12	0	1.000	4	0	0	---	0	0
24 POOLE, Tom	37	34	3	0	1.000	1	0	0	---	0	0
12 HEEFNER, Luke	25	8	17	0	1.000	5	0	0	---	0	0
3 SANTOS, Miguel	25	10	15	0	1.000	5	0	0	---	0	0
6 PENDERGAST, Alex	11	9	2	0	1.000	0	0	0	---	0	0
15 MANN, Ethan	7	7	0	0	1.000	0	0	0	---	0	0
35 KENNETT, JJ	6	6	0	0	1.000	0	0	0	---	0	0
9 BERGHULT, Adam	4	4	0	0	1.000	0	0	0	---	0	0
16 JOHNSON, Sherman	3	1	2	0	1.000	0	0	0	---	0	0
18 JOHNSON, Ryan	3	1	2	0	1.000	0	0	1	.000	0	0
17 HAINES, Dillon	2	1	1	0	1.000	0	0	0	---	0	0
4 GREBECK, Cody	1	0	1	0	1.000	0	0	0	---	0	0
34 BENGE, Connor	1	0	1	0	1.000	0	0	0	---	0	0
44 RIDINGS, River	1	0	1	0	1.000	0	0	2	.000	0	0
36 ATKINSON, Charlie	1	0	1	0	1.000	0	1	0	1.000	0	0
8 HUMPHREYS, Nathan	10	9	0	1	.900	0	0	0	---	0	0
5 DATTALO, Michael	8	2	5	1	.875	0	0	0	---	0	0
30 DeBERRY, JARON	6	3	2	1	.833	0	2	1	.667	0	0
26 ELLWANGER, James	4	0	3	1	.750	0	3	0	1.000	0	0
32 PETTITTE, Luke	0	0	0	0	.000	0	0	0	---	0	0
43 WIEGERT, Cade	0	0	0	0	.000	0	0	0	---	0	0
50 JENKINS, Jerrod	0	0	0	0	.000	0	0	0	---	0	0
33 MACKAY, Conner	0	0	0	0	.000	0	0	0	---	0	0
27 MINCHEY, Kobe	0	0	0	0	.000	0	0	0	---	0	0
45 MARTINEZ, Myles	0	0	0	0	.000	0	0	0	---	0	0
1 GRADY, Keaton	0	0	0	0	.000	0	0	0	---	0	0
28 WILSON, Nick	0	0	0	0	.000	0	0	1	.000	0	0
29 TRYON, Ben	0	0	0	0	.000	0	0	0	---	0	0
11 NERAT, Joey	0	0	0	0	.000	0	0	0	---	0	0
Totals	291	210	77	4	.986	5	6	5	.545	2	0
Opponents	267	188	64	15	.944	3	17	0	1.000	0	0

Hitting minimums - 3.0 TPA/Game
Pitching minimums - 1.0 IP/Game

2024 DBU Baseball
Batting Leaders for DBU (as of Feb 27, 2024)
(All games)

Hitting minimums - 3.0 TPA/Game
Pitching minimums - 1.0 IP/Game

Batting avg	
1. 5 DATTALO, Michael	.444
2. 7 JAY, Grant	.419
3. 3 SANTOS, Miguel	.414
4. 12 HEEFNER, Luke	.345
5. 6 PENDERGAST, Alex	.323

Slugging pct	
1. 7 JAY, Grant	.935
2. 3 SANTOS, Miguel	.931
3. 6 PENDERGAST, Alex	.677
4. 15 MANN, Ethan	.586
5. 12 HEEFNER, Luke	.552

On base pct	
1. 5 DATTALO, Michael	.531
2. 7 JAY, Grant	.500
3 SANTOS, Miguel	.500
4. 6 PENDERGAST, Alex	.447
5. 12 HEEFNER, Luke	.406

Runs scored	
1. 7 JAY, Grant	13
2. 6 PENDERGAST, Alex	11
3 SANTOS, Miguel	11
4. 15 MANN, Ethan	9
5. 8 HUMPHREYS, Nathan	8

Hits	
1. 7 JAY, Grant	13
2. 3 SANTOS, Miguel	12
5 DATTALO, Michael	12
4. 6 PENDERGAST, Alex	10
12 HEEFNER, Luke	10

Runs batted in	
1. 3 SANTOS, Miguel	14
2. 7 JAY, Grant	13
3. 12 HEEFNER, Luke	10
4. 3 tied at.....	9

Doubles	
1. 7 JAY, Grant	4
15 MANN, Ethan	4
12 HEEFNER, Luke	4
8 HUMPHREYS, Nathan	4
5. 6 PENDERGAST, Alex	3

Triples	
1. 6 PENDERGAST, Alex	1
12 HEEFNER, Luke	1
15 MANN, Ethan	1

Home runs	
1. 3 SANTOS, Miguel	5
2. 7 JAY, Grant	4
3. 29 TRYON, Ben	2
19 KRAUSS, Chayton	2
6 PENDERGAST, Alex	2

Total bases	
1. 7 JAY, Grant	29
2. 3 SANTOS, Miguel	27
3. 6 PENDERGAST, Alex	21
4. 19 KRAUSS, Chayton	17
15 MANN, Ethan	17

Walks	
1. 6 PENDERGAST, Alex	6
15 MANN, Ethan	6
3. 8 HUMPHREYS, Nathan	5
4. 3 tied at.....	4

Hit by pitch	
1. 7 JAY, Grant	3
2. 3 SANTOS, Miguel	2
8 HUMPHREYS, Nathan	2
4. 3 tied at.....	1

Sac bunts	
1. 12 HEEFNER, Luke	3

Sac flies	
1. 15 MANN, Ethan	1
3 SANTOS, Miguel	1

Stolen bases	
1. 6 PENDERGAST, Alex	4
2. 12 HEEFNER, Luke	3
3 SANTOS, Miguel	3
4. 3 tied at....	2

Caught stealing	

Steal attempts	
1. 6 PENDERGAST, Alex	4
2. 12 HEEFNER, Luke	3
3 SANTOS, Miguel	3
4. 3 tied at....	2

Stolen base pct	
1. 6 PENDERGAST, Alex	1.000
7 JAY, Grant	1.000
15 MANN, Ethan	1.000
12 HEEFNER, Luke	1.000
3 SANTOS, Miguel	1.000

Strikeouts	
1. 19 KRAUSS, Chayton	10
2. 15 MANN, Ethan	8
8 HUMPHREYS, Nathan	8
4. 7 JAY, Grant	6
5. 3 tied at.....	5

Grounded into DP	
1. 6 PENDERGAST, Alex	1
12 HEEFNER, Luke	1
29 TRYON, Ben	1

Total plate appearances	
1. 6 PENDERGAST, Alex	38
8 HUMPHREYS, Nathan	38
3. 15 MANN, Ethan	37
4. 3 tied at.....	36

At bats	
1. 19 KRAUSS, Chayton	32
2. 7 JAY, Grant	31
6 PENDERGAST, Alex	31
8 HUMPHREYS, Nathan	31
5. 3 tied at.....	29

Games played	
1. 8 tied at.....	8

Game starts	
1. 8 tied at.....	8

Games as sub	
1. 1 GRADY, Keaton	5
2. 4 GREBECK, Cody	3
3. 4 tied at.....	2

2024 DBU Baseball
Pitching Leaders for DBU (as of Feb 27, 2024)
(All games)

Hitting minimums - 3.0 TPA/Game
Pitching minimums - 1.0 IP/Game

Earned run avg	
1. 28 WILSON, Nick	2.00
26 ELLWANGER, James	2.00
3. 18 JOHNSON, Ryan	3.65
4. 30 DeBERRY, JARON	4.50

Opposing bat avg	
1. 28 WILSON, Nick	.161
2. 26 ELLWANGER, James	.167
3. 18 JOHNSON, Ryan	.222
4. 30 DeBERRY, JARON	.229

Won-loss pct	
1. 28 WILSON, Nick	1.000
18 JOHNSON, Ryan	1.000
30 DeBERRY, JARON	1.000
26 ELLWANGER, James	1.000

Wins	
1. 28 WILSON, Nick	2
36 ATKINSON, Charlie	2
3. 4 tied at.....	1

Losses	

Saves	

Innings pitched	
1. 18 JOHNSON, Ryan	12.1
2. 30 DeBERRY, JARON	10.0
3. 26 ELLWANGER, James	9.0
28 WILSON, Nick	9.0

Batters struck out	
1. 18 JOHNSON, Ryan	20
2. 28 WILSON, Nick	15
3. 30 DeBERRY, JARON	13
4. 26 ELLWANGER, James	12
5. 44 RIDINGS, River	7

Appearances	
1. 34 BENGE, Connor	3
28 WILSON, Nick	3
44 RIDINGS, River	3
50 JENKINS, Jerrod	3
17 HAINES, Dillon	3

Games started	
1. 30 DeBERRY, JARON	2
26 ELLWANGER, James	2
28 WILSON, Nick	2
18 JOHNSON, Ryan	2

Games finished	
1. 36 ATKINSON, Charlie	2
2. 6 tied at.....	1

Games in relief	
1. 50 JENKINS, Jerrod	3
17 HAINES, Dillon	3
34 BENGE, Connor	3
44 RIDINGS, River	3
5. 3 tied at.....	2

Wild pitches	
1. 50 JENKINS, Jerrod	3
2. 28 WILSON, Nick	1
45 MARTINEZ, Myles	1
26 ELLWANGER, James	1
17 HAINES, Dillon	1

Balks	
1. 26 ELLWANGER, James	1

Hit batters	
1. 18 JOHNSON, Ryan	2
30 DeBERRY, JARON	2
27 MINCHEY, Kobe	2
34 BENGE, Connor	2
5. 4 tied at.....	1

Intentional BB allowed	

Runners picked off	
1. 26 ELLWANGER, James	1
44 RIDINGS, River	1

Batters SO out looking	
1. 18 JOHNSON, Ryan	7
2. 28 WILSON, Nick	4
26 ELLWANGER, James	4
4. 44 RIDINGS, River	3
5. 2 tied at.....	2

Sac bunts allowed	
1. 30 DeBERRY, JARON	2
2. 26 ELLWANGER, James	1
34 BENGE, Connor	1

Sac flies allowed	
1. 17 HAINES, Dillon	1
33 MACKAY, Conner	1
18 JOHNSON, Ryan	1

Hits allowed	
1. 28 WILSON, Nick	5
26 ELLWANGER, James	5
3. 30 DeBERRY, JARON	8
4. 18 JOHNSON, Ryan	10

Runs allowed	
1. 28 WILSON, Nick	2
26 ELLWANGER, James	2
3. 18 JOHNSON, Ryan	5
30 DeBERRY, JARON	5

Earned runs allowed	
1. 28 WILSON, Nick	2
26 ELLWANGER, James	2
3. 18 JOHNSON, Ryan	5
30 DeBERRY, JARON	5

Walks allowed	
1. 18 JOHNSON, Ryan	1
2. 30 DeBERRY, JARON	3
28 WILSON, Nick	3
4. 26 ELLWANGER, James	5

Doubles allowed	
1. 28 WILSON, Nick	0
2. 30 DeBERRY, JARON	1
26 ELLWANGER, James	1
4. 18 JOHNSON, Ryan	5

Triples allowed	
1. 18 JOHNSON, Ryan	0
28 WILSON, Nick	0
30 DeBERRY, JARON	0
26 ELLWANGER, James	0

Home runs allowed	
1. 18 JOHNSON, Ryan	0
26 ELLWANGER, James	0
3. 28 WILSON, Nick	1
4. 30 DeBERRY, JARON	2

2024 DBU Baseball
Fielding Leaders for DBU (as of Feb 27, 2024)
(All games)

Pitching minimums - 1.0 IP/Game

	Fielding pct	
1.	7 JAY, Grant	1.000
	19 KRAUSS, Chayton	1.000
	24 POOLE, Tom	1.000
	3 SANTOS, Miguel	1.000
	12 HEEFNER, Luke	1.000

	Chances	
1.	7 JAY, Grant	95
2.	19 KRAUSS, Chayton	41
3.	24 POOLE, Tom	37
4.	12 HEEFNER, Luke	25
	3 SANTOS, Miguel	25

	Putouts	
1.	7 JAY, Grant	86
2.	24 POOLE, Tom	34
3.	19 KRAUSS, Chayton	29
4.	3 SANTOS, Miguel	10
5.	2 tied at.....	9

	Assists	
1.	12 HEEFNER, Luke	17
2.	3 SANTOS, Miguel	15
3.	19 KRAUSS, Chayton	12
4.	7 JAY, Grant	9
5.	5 DATTALO, Michael	5

	Errors	
1.	30 DeBERRY, JARON	1
	26 ELLWANGER, James	1
	5 DATTALO, Michael	1
	8 HUMPHREYS, Nathan	1

	Fielding double plays	
1.	12 HEEFNER, Luke	5
	3 SANTOS, Miguel	5
3.	19 KRAUSS, Chayton	4
4.	24 POOLE, Tom	1

	Stolen bases against	
1.	7 JAY, Grant	6
2.	26 ELLWANGER, James	3
3.	30 DeBERRY, JARON	2
4.	36 ATKINSON, Charlie	1

	Caught stealing by	
1.	7 JAY, Grant	5
2.	44 RIDINGS, River	2
3.	28 WILSON, Nick	1
	30 DeBERRY, JARON	1
	18 JOHNSON, Ryan	1

	Steal attempts against	
1.	7 JAY, Grant	11
2.	30 DeBERRY, JARON	3
	26 ELLWANGER, James	3
4.	44 RIDINGS, River	2
5.	3 tied at.....	1

	Passed balls	
1.	7 JAY, Grant	2

	Catchers interference	

2024 DBU Baseball
Games Summary for DBU (as of Feb 27, 2024)
(All games)

Score by innings	**1**	**2**	**3**	**4**	**5**	**6**	**7**	**8**	**9**	**EX**	**Total**
DBU	8	4	12	19	18	8	9	9	0	1	88
Opponents	3	2	4	8	0	6	8	3	3	0	37

Record when ...			
Overall	8-0	After 6 leading	6-0
Conference	0-0	..... trailing	0-0
Non-Conference	8-0	..... tied	2-0
Home games	8-0	After 7 leading	4-0
Away games	0-0	..... trailing	1-0
Neutral site	0-0	..... tied	1-0
Day games	5-0	After 8 leading	6-0
Night games	3-0	..... trailing	0-0
vs Left starter	2-0	..... tied	0-0
vs Right starter	6-0		
1-Run games	1-0	Hit 0 home runs	1-0
2-Run games	1-0	... 1 home run	2-0
5+Run games	4-0	... 2+ home runs	5-0
Extra innings	1-0		
Shutouts	1-0	Opponent 0 home runs	3-0
		..... 1 home run	2-0
Scoring 0-2 runs	0-0	..... 2+ HRs	3-0
..... 3-5 runs	0-0		
..... 6-9 runs	4-0	Made 0 errors	6-0
..... 10+ runs	4-0	.... 1 error	1-0
		.... 2+ errors	1-0
Opponent 0-2 runs	1-0		
..... 3-5 runs	4-0	Opp. made 0 errors	1-0
..... 6-9 runs	3-0	..... 1 error	4-0
..... 10+ runs	0-0	..... 2+ errors	3-0
Scored in 1st inning	4-0	Out-hit opponent	7-0
Opp. scored in 1st	3-0	Out-hit by opponent	1-0
Scores first	5-0	Hits are tied	0-0
Opp. scores first	3-0		

Record when team scores:

Runs	0	1	2	3	4	5	6	7	8	9	10+
W-L	0-0	0-0	0-0	0-0	0-0	0-0	1-0	0-0	2-0	1-0	4-0

Record when opponent scores:

Runs	0	1	2	3	4	5	6	7	8	9	10+
W-L	1-0	0-0	0-0	1-0	1-0	2-0	1-0	2-0	0-0	0-0	0-0

Record when leading after:

Inn.	1	2	3	4	5	6	7	8
W-L	4-0	3-0	5-0	6-0	6-0	6-0	4-0	6-0

Record when trailing after:

Inn.	1	2	3	4	5	6	7	8
W-L	2-0	0-0	1-0	1-0	1-0	0-0	1-0	0-0

Record when tied after:

Inn.	1	2	3	4	5	6	7	8
W-L	2-0	5-0	2-0	1-0	1-0	2-0	1-0	0-0

Current winning streak: 8
Longest winning streak: 8
Longest losing streak: 0

Home attendance : 7778 (8 dates avg = 972)
Away attendance : 0 (0 dates avg = 0)
Total attendance: 7778 (8 dates avg = 972)

2024 DBU Baseball
Miscellaneous Stats for DBU (as of Feb 27, 2024)
(All games)

Multiple Hit Games	2	3	4	5+	Total
5 DATTALO, Michael	2	2	-	-	4
3 SANTOS, Miguel	2	-	1	-	3
7 JAY, Grant	1	2	-	-	3
12 HEEFNER, Luke	1	-	1	-	2
24 POOLE, Tom	2	-	-	-	2
8 HUMPHREYS, Natha	1	1	-	-	2
19 KRAUSS, Chayton	2	-	-	-	2
29 TRYON, Ben	2	-	-	-	2
6 PENDERGAST, Alex	2	-	-	-	2
15 MANN, Ethan	1	-	-	-	1
1 GRADY, Keaton	1	-	-	-	1
TEAM	17	5	2	0	24

Multiple RBI Games	2	3	4	5+	Total
7 JAY, Grant	3	2	-	-	5
3 SANTOS, Miguel	1	2	1	-	4
12 HEEFNER, Luke	2	1	-	-	3
19 KRAUSS, Chayton	1	2	-	-	3
8 HUMPHREYS, Natha	1	-	-	1	2
15 MANN, Ethan	2	-	-	-	2
5 DATTALO, Michael	2	-	-	-	2
6 PENDERGAST, Alex	2	-	-	-	2
29 TRYON, Ben	-	-	1	-	1
TEAM	14	7	2	1	24

Hitting Streaks	Longest	Current
7 JAY, Grant	8	8
6 PENDERGAST, Alex	8	8
19 KRAUSS, Chayton	7	-
3 SANTOS, Miguel	6	1
12 HEEFNER, Luke	5	5
15 MANN, Ethan	4	3
5 DATTALO, Michael	4	4
8 HUMPHREYS, Natha	3	1
24 POOLE, Tom	2	2
29 TRYON, Ben	2	2
16 JOHNSON, Sherma	1	1
1 GRADY, Keaton	1	1
11 NERAT, Joey	1	-

Reached Base Streaks	Longest	Current
6 PENDERGAST, Alex	8	8
7 JAY, Grant	8	8
8 HUMPHREYS, Natha	8	8
5 DATTALO, Michael	8	8
15 MANN, Ethan	8	8
12 HEEFNER, Luke	8	8
3 SANTOS, Miguel	8	8
19 KRAUSS, Chayton	8	8
24 POOLE, Tom	4	4
1 GRADY, Keaton	3	3
16 JOHNSON, Sherma	2	2
29 TRYON, Ben	2	2
4 GREBECK, Cody	1	-
11 NERAT, Joey	1	-

2024 DBU Baseball
Miscellaneous Stats for DBU (as of Feb 27, 2024)
(All games)

Starting Lineup By Position
(Team W-L record when starter)

PITCHER:		
26 ELLWANGER, Jam	2	(2-0)
30 DeBERRY, JARON	2	(2-0)
28 WILSON, Nick	2	(2-0)
18 JOHNSON, Ryan	2	(2-0)
CATCHER:		
7 JAY, Grant	8	(8-0)
FIRST BASE:		
19 KRAUSS, Chayton	4	(4-0)
24 POOLE, Tom	4	(4-0)
SECOND BASE:		
3 SANTOS, Miguel	8	(8-0)
THIRD BASE:		
5 DATTALO, Michael	4	(4-0)
19 KRAUSS, Chayton	4	(4-0)
SHORTSTOP:		
12 HEEFNER, Luke	8	(8-0)
LEFT FIELD:		
15 MANN, Ethan	8	(8-0)
CENTER FIELD:		
8 HUMPHREYS, Nath	8	(8-0)
RIGHT FIELD:		
6 PENDERGAST, Alex	8	(8-0)
DESIGNATED HITTER:		
5 DATTALO, Michael	4	(4-0)
1 GRADY, Keaton	2	(2-0)
29 TRYON, Ben	2	(2-0)

Starting Lineup By Lineup Spot
(Team W-L record when starter)

LEADOFF:		
6 PENDERGAST, Alex	4	(4-0)
8 HUMPHREYS, Nath	4	(4-0)
2ND SPOT:		
15 MANN, Ethan	7	(7-0)
3 SANTOS, Miguel	1	(1-0)
3RD SPOT:		
7 JAY, Grant	4	(4-0)
8 HUMPHREYS, Nath	4	(4-0)
CLEANUP:		
7 JAY, Grant	4	(4-0)
3 SANTOS, Miguel	4	(4-0)
5TH SPOT:		
24 POOLE, Tom	4	(4-0)
3 SANTOS, Miguel	3	(3-0)
15 MANN, Ethan	1	(1-0)
6TH SPOT:		
5 DATTALO, Michael	4	(4-0)
19 KRAUSS, Chayton	4	(4-0)
7TH SPOT:		
12 HEEFNER, Luke	6	(6-0)
5 DATTALO, Michael	2	(2-0)
8TH SPOT:		
6 PENDERGAST, Alex	4	(4-0)
12 HEEFNER, Luke	2	(2-0)
5 DATTALO, Michael	2	(2-0)
9TH SPOT:		
19 KRAUSS, Chayton	4	(4-0)
29 TRYON, Ben	2	(2-0)
1 GRADY, Keaton	2	(2-0)

2024 DBU Baseball
Miscellaneous Stats for DBU (as of Feb 27, 2024)
(All games)

STARTERS SUMMARY

		Position											Batting Order								
Player	**GS**	**p**	**c**	**1b**	**2b**	**3b**	**ss**	**lf**	**cf**	**rf**	**of**	**dh**	**1st**	**2nd**	**3rd**	**4th**	**5th**	**6th**	**7th**	**8th**	**9th**
19 KRAUSS, Chay	8	.	.	4	.	4	.	.	.	.	.	.	.	.	.	.	.	4	.	.	4
12 HEEFNER, Luke	8	.	.	.	.	.	8	.	.	.	.	.	.	.	.	.	.	.	6	2	.
5 DATTALO, Mich	8	.	.	.	.	4	.	.	.	.	.	4	.	.	.	.	.	4	2	2	.
15 MANN, Ethan	8	.	.	.	.	.	.	8	.	.	.	.	.	7	.	.	1	.	.	.	.
3 SANTOS, Migue	8	.	.	.	8	.	.	.	.	.	.	.	.	1	.	4	3	.	.	.	.
7 JAY, Grant	8	.	8	.	.	.	.	.	.	.	.	.	.	.	4	4	.	.	.	.	.
8 HUMPHREYS, N	8	.	.	.	.	.	.	.	8	.	.	.	4	.	4	.	.	.	.	.	.
6 PENDERGAST,	8	.	.	.	.	.	.	.	.	8	.	.	4	.	.	.	.	.	.	4	.
24 POOLE, Tom	4	.	.	4	.	.	.	.	.	.	.	.	.	.	.	.	4	.	.	.	.
29 TRYON, Ben	2	.	.	.	.	.	.	.	.	.	.	2	.	.	.	.	.	.	.	.	2
1 GRADY, Keaton	2	.	.	.	.	.	.	.	.	.	.	2	.	.	.	.	.	.	.	.	2
30 DeBERRY, JAR	2	2	.	.	.	.	.	.	.	.	.	.	.	.	.	.	.	.	.	.	.
18 JOHNSON, Rya	2	2	.	.	.	.	.	.	.	.	.	.	.	.	.	.	.	.	.	.	.
28 WILSON, Nick	2	2	.	.	.	.	.	.	.	.	.	.	.	.	.	.	.	.	.	.	.
26 ELLWANGER, J	2	2	.	.	.	.	.	.	.	.	.	.	.	.	.	.	.	.	.	.	.

2024 DBU Baseball
Game Results for DBU (as of Feb 27, 2024)
(All games)

Date	Opponent		Score	Inns	Overall	CUSA	Pitcher of record	Attend	Time
Feb 16, 2024	SEMO	w	9-5	9	1-0-0	0-0-0	WILSON, N. (W 1-0)	1075	2:40
Feb 17, 2024	SEMO	w	8-6	9	2-0-0	0-0-0	MACKAY, C. (W 1-0)	833	3:07
Feb 18, 2024	SEMO	w	6-5	(11)	3-0-0	0-0-0	ATKINSON, C. (W 1-0)	821	3:05
Feb 20, 2024	OU	w	11-7	9	4-0-0	0-0-0	ATKINSON, C. (W 2-0)	1391	3:05
Feb 23, 2024	CENTRAL MICHIGAN	w	8-0	9	5-0-0	0-0-0	JOHNSON, R. (W 1-0)	807	2:45
Feb 24, 2024	CENTRAL MICHIGAN	w	16-7	9	6-0-0	0-0-0	DeBERRY, J. (W 1-0)	798	2:38
Feb 25, 2024	CENTRAL MICHIGAN	w	16-3	7	7-0-0	0-0-0	ELLWANGER, J (W 1-0)	779	2:15
Feb 27, 2024	OSU	w	14-4	7	8-0-0	0-0-0	WILSON, N. (W 2-0)	1274	2:10

() extra inning game

2024 DBU Baseball
Team Game-by-Game for DBU (as of Feb 27, 2024)
Batting (All games)

Date	Opponent	ab	r	h	rbi	2b	3b	hr	tb	bb	ibb	sb	cs	hbp	sac	sf	gdp	k	po	a	e	lob	avg
Feb 16	SEMO	36	9	11	9	6	0	1	20	2	0	3	0	0	0	0	0	6	27	10	0	5	.306
Feb 17	SEMO	33	8	12	7	5	0	0	17	8	0	3	0	2	2	0	0	8	27	12	0	13	.333
Feb 18	SEMO	38	6	8	6	1	0	4	21	6	0	1	0	0	1	0	1	2	33	13	1	7	.290
Feb 20	OU	37	11	13	11	0	1	3	24	4	0	3	0	1	0	0	0	13	27	9	0	7	.306
Feb 23	CENTRAL MICHIGAN	35	8	13	7	2	0	1	18	7	0	3	0	2	0	0	0	10	27	7	0	12	.318
Feb 24	CENTRAL MICHIGAN	39	16	15	16	4	2	3	32	5	0	2	0	0	0	0	1	5	27	11	3	5	.330
Feb 25	CENTRAL MICHIGAN	30	16	11	15	2	0	4	25	7	0	1	0	3	0	0	0	5	21	8	0	6	.335
Feb 27	OSU	30	14	13	12	4	0	2	23	3	0	1	0	2	0	2	1	7	21	7	0	5	.345
Totals		278	88	96	83	24	3	18	180	42	0	17	0	10	3	2	3	56	210	77	4	60	.345

2024 DBU Baseball
Team Game-by-Game for DBU (as of Feb 27, 2024)
Pitching (All games)

Date	Opponent	ip	h	r	er	bb	so	2b	3b	hr	wp	bk	hbp	dp	ibb	score	w-l	sv	era
Feb 16	SEMO	9.0	8	5	5	2	12	4	0	0	0	0	2	0	0	9-5	1-0	0	5.00
Feb 17	SEMO	9.0	8	6	6	3	12	1	0	2	0	0	2	0	0	8-6	2-0	0	5.50
Feb 18	SEMO	11.0	9	5	5	7	14	1	0	2	2	0	1	0	0	6-5	3-0	0	4.97
Feb 20	OU	9.0	12	7	6	3	13	0	1	3	3	0	1	1	0	11-7	4-0	0	5.21
Feb 23	CENTRAL MICHIGAN	9.0	4	0	0	0	15	2	0	0	0	0	1	1	0	8-0	5-0	0	4.21
Feb 24	CENTRAL MICHIGAN	9.0	11	7	7	4	9	1	1	1	1	0	3	1	0	16-7	6-0	0	4.66
Feb 25	CENTRAL MICHIGAN	7.0	6	3	3	4	12	1	0	0	1	1	1	0	0	16-3	7-0	0	4.57
Feb 27	OSU	7.0	7	4	4	3	9	0	0	1	0	0	1	2	0	14-4	8-0	0	4.63
Totals		70.0	65	37	36	26	96	10	2	9	7	1	12	5	0	88-37	8-0	0	4.63

1 KEATON GRADY

R-SO INF // 5-9 171 // S/R
ELGIN, TEXAS // INCARNATE WORD

Date	Opponent	Pos	AB	R	H	RBI	2B	3B	HR	BB	SB	CS	HBP	SAC	SF	GDP	K	PO	A	E	Avg
Feb 20	OU	pr/dh	1	1	0	0	0	0	0	0	0	0	0	0	0	0	1	0	0	0	.000
Feb 23	CENTRAL MICHIGAN	*dh	3	0	2	1	0	0	0	1	1	0	0	0	0	0	1	0	0	0	.500
Feb 24	CENTRAL MICHIGAN	*dh	2	1	0	0	0	0	0	1	0	0	0	0	0	0	0	0	0	0	.333
Feb 25	CENTRAL MICHIGAN	ph/of	1	0	1	0	0	0	0	0	0	0	0	0	0	0	0	0	0	0	.429
Totals		2gs	7	5	3	1	0	0	0	2	1	0	0	0	0	0	2	0	0	0	.429

On base pct. .556 • Slugging pct. .429

2 DYLAN SCHLAEGEL

FR OF // 5-10 181 // R/R
MANSFIELD, TEXAS // MANSFIELD LEGACY HS

3 MIGUEL SANTOS

5SR INF // 5-11 176 // R/R
FORT WORTH, TEXAS // MCLENNAN CC

Date	Opponent	Pos	AB	R	H	RBI	2B	3B	HR	BB	SB	CS	HBP	SAC	SF	GDP	K	PO	A	E	Avg
Feb 16	SEMO	*2b	4	1	1	0	0	0	0	0	0	0	0	0	0	0	1	1	2	0	.250
Feb 17	SEMO	*2b	4	1	2	0	0	0	0	1	0	0	0	0	0	0	0	0	1	0	.375
Feb 18	SEMO	*2b	4	1	1	1	0	0	1	1	0	0	0	0	0	0	0	2	2	0	.333
Feb 20	OU	*2b	5	1	2	2	0	0	1	0	0	0	0	0	0	0	1	1	4	0	.353
Feb 23	CENTRAL MICHIGAN	*2b	5	2	4	3	0	0	1	0	1	0	0	0	0	0	0	1	1	0	.455
Feb 24	CENTRAL MICHIGAN	*2b	3	2	1	4	0	0	1	1	0	0	0	0	0	0	0	1	3	0	.440
Feb 25	CENTRAL MICHIGAN	*2b	2	1	0	1	0	0	0	1	1	0	1	0	0	0	0	2	0	0	.407
Feb 27	OSU	*2b	2	2	1	3	0	0	1	0	1	0	1	0	1	0	0	2	2	0	.414
Totals		8gs	29	11	12	14	0	0	5	4	3	0	2	0	1	0	2	10	15	0	.414

On base pct. .500 • Slugging pct. .931

4 CODY GREBECK

R-SO INF // 5-7 164 // L/R
MIDLAND, TEXAS // BAYLOR

Date	Opponent	Pos	AB	R	H	RBI	2B	3B	HR	BB	SB	CS	HBP	SAC	SF	GDP	K	PO	A	E	Avg
Feb 23	CENTRAL MICHIGAN	pr/3b	1	1	0	0	0	0	0	0	0	0	0	0	0	0	1	0	0	0	.000
Feb 24	CENTRAL MICHIGAN	2b	0	0	0	0	0	0	0	1	0	0	0	0	0	0	0	0	0	0	.000
Feb 25	CENTRAL MICHIGAN	ss	1	0	0	0	0	0	0	0	0	0	0	0	0	0	1	0	1	0	.000
Totals		0gs	2	1	0	0	0	0	0	1	0	0	0	0	0	0	2	0	1	0	.000

On base pct. .333 • Slugging pct. .000

5 MICHAEL DATTALO

SO INF // 6-0 197 // R/R
KELLER, TEXAS // NORTHWESTERN STATE

Date	Opponent	Pos	AB	R	H	RBI	2B	3B	HR	BB	SB	CS	HBP	SAC	SF	GDP	K	PO	A	E	Avg
Feb 16	SEMO	*dh	4	0	1	1	0	0	0	0	0	0	0	0	0	0	0	0	0	0	.250
Feb 17	SEMO	*dh	5	1	3	2	1	0	0	0	0	0	0	0	0	0	2	0	0	0	.444
Feb 18	SEMO	*dh	4	0	0	0	0	0	0	1	0	0	0	0	0	0	1	0	0	0	.308
Feb 20	OU	*dh	3	0	0	0	0	0	0	1	0	0	0	0	0	0	1	0	0	0	.250
Feb 23	CENTRAL MICHIGAN	*3b	2	1	1	0	0	0	0	2	0	0	0	0	0	0	1	0	1	0	.278
Feb 24	CENTRAL MICHIGAN	*3b	3	1	2	1	1	0	0	0	0	0	0	0	0	0	0	1	2	1	.333
Feb 25	CENTRAL MICHIGAN	*3b	3	2	3	2	0	0	0	0	0	0	0	0	0	0	0	0	1	0	.417
Feb 27	OSU	*3b	3	1	2	1	0	0	0	0	0	0	1	0	0	0	0	1	1	0	.444
Totals		8gs	27	6	12	7	2	0	0	4	0	0	1	0	0	0	5	2	5	1	.444

On base pct. .531 • Slugging pct. .519

6 ALEX PENDERGAST

SR INF // 6-0 195 // R/R
DES MOINES, IOWA // KIRKWOOD CC

Date	Opponent	Pos	AB	R	H	RBI	2B	3B	HR	BB	SB	CS	HBP	SAC	SF	GDP	K	PO	A	E	Avg
Feb 16	SEMO	*of	4	1	2	1	1	0	0	0	1	0	0	0	0	0	0	2	0	0	.500
Feb 17	SEMO	*of	3	0	2	2	2	0	0	2	1	0	0	0	0	0	0	0	0	0	.571
Feb 18	SEMO	*of	5	1	1	1	0	0	1	0	0	0	0	0	0	1	0	2	1	0	.417
Feb 20	OU	*of	2	2	1	1	0	0	0	2	2	0	0	0	0	0	0	0	0	0	.429
Feb 23	CENTRAL MICHIGAN	*of	4	1	1	0	0	0	0	1	0	0	0	0	0	0	0	0	0	0	.389
Feb 24	CENTRAL MICHIGAN	*of	5	1	1	2	0	1	0	0	0	0	0	0	0	0	0	3	0	0	.348
Feb 25	CENTRAL MICHIGAN	*of	4	3	1	1	0	0	1	0	0	0	1	0	0	0	0	0	1	0	.333
Feb 27	OSU	*of	4	2	1	1	0	0	0	1	0	0	0	0	0	0	1	2	0	0	.323
Totals		8gs	31	11	10	9	3	1	2	6	4	0	1	0	0	1	1	9	2	0	.323

On base pct. .447 • Slugging pct. .677

7 GRANT JAY

SO C // 5-11 222 // R/R
SEMMES, ALA. // MOBILE CHRISTIAN SCHOOL

Date	Opponent	Pos	AB	R	H	RBI	2B	3B	HR	BB	SB	CS	HBP	SAC	SF	GDP	K	PO	A	E	Avg
Feb 16	SEMO	*c	4	1	1	1	0	0	1	0	0	0	0	0	0	0	0	13	2	0	.250
Feb 17	SEMO	*c	5	1	3	2	1	0	0	0	1	0	0	0	0	0	0	11	2	0	.444
Feb 18	SEMO	*c	5	2	3	3	0	0	2	0	0	0	0	0	0	0	1	15	1	0	.500
Feb 20	OU	*c	4	0	1	0	0	0	0	0	0	0	1	0	0	0	2	13	1	0	.444
Feb 23	CENTRAL MICHIGAN	*c	4	1	2	0	1	0	0	0	0	0	1	0	0	0	1	13	0	0	.455
Feb 24	CENTRAL MICHIGAN	*c	3	3	1	3	1	0	0	1	1	0	0	0	0	0	0	6	1	0	.440
Feb 25	CENTRAL MICHIGAN	*c	3	2	1	2	1	0	0	0	0	0	1	0	0	0	1	6	2	0	.429
Feb 27	OSU	*c	3	3	1	2	0	0	1	1	0	0	0	0	0	0	1	9	0	0	.419
Totals		8gs	31	13	13	13	4	0	4	2	2	0	3	0	0	0	6	86	9	0	.419

On base pct. .500 • Slugging pct. .935

8 NATHAN HUMPHREYS

JR OF // 6-2 211 // L/R
MIDLOTHIAN, TEXAS // MIDLOTHIAN HS

Date	Opponent	Pos	AB	R	H	RBI	2B	3B	HR	BB	SB	CS	HBP	SAC	SF	GDP	K	PO	A	E	Avg
Feb 16	SEMO	*of	5	0	1	1	1	0	0	0	0	0	0	0	0	0	1	0	0	0	.200
Feb 17	SEMO	*of	3	1	0	0	0	0	0	0	0	0	2	0	0	0	1	3	0	0	.125
Feb 18	SEMO	*of	4	0	0	0	0	0	0	1	0	0	0	0	0	0	0	3	0	0	.083
Feb 20	OU	*of	4	2	2	5	0	0	1	1	0	0	0	0	0	0	1	0	0	0	.188
Feb 23	CENTRAL MICHIGAN	*of	4	0	1	0	0	0	0	1	0	0	0	0	0	0	2	2	0	0	.200
Feb 24	CENTRAL MICHIGAN	*of	5	3	3	2	2	0	0	0	0	0	0	0	0	0	1	1	0	1	.280
Feb 25	CENTRAL MICHIGAN	*of	2	1	0	0	0	0	0	2	0	0	0	0	0	0	0	0	0	0	.259
Feb 27	OSU	*of	4	1	1	1	1	0	0	0	0	0	0	0	0	0	2	0	0	0	.258
Totals		8gs	31	8	8	9	4	0	1	5	0	0	2	0	0	0	8	9	0	1	.258

On base pct. .395 • Slugging pct. .484

9 ADAM BERGHULT

SO C // 6-1 210 // R/R
EDINA, MINN. // NORTH IOWA AREA CC

Date	Opponent	Pos	AB	R	H	RBI	2B	3B	HR	BB	SB	CS	HBP	SAC	SF	GDP	K	PO	A	E	Avg
Feb 24	CENTRAL MICHIGAN	c	1	0	0	0	0	0	0	0	0	0	0	0	0	0	1	3	0	0	.000
Totals		0gs	1	0	0	0	0	0	0	0	0	0	0	0	0	0	1	4	0	0	.000

On base pct. .000 • Slugging pct. .000

11 JOEY NERAT

SO OF // 5-11 207 // L/R
CAMPBELLSPORT, WIS. // CAMPBELLSPORT HS

Date	Opponent	Pos	AB	R	H	RBI	2B	3B	HR	BB	SB	CS	HBP	SAC	SF	GDP	K	PO	A	E	Avg
Feb 24	CENTRAL MICHIGAN	ph/of	1	1	1	1	0	0	1	0	0	0	0	0	0	0	0	0	0	0	1.000
Feb 25	CENTRAL MICHIGAN	ph/of	1	0	0	0	0	0	0	0	0	0	0	0	0	0	0	0	0	0	.500
Totals		0gs	2	1	1	1	0	0	1	0	0	0	0	0	0	0	0	0	0	0	.500

On base pct. .500 • Slugging pct. 2.000

12 LUKE HEEFNER

JR INF // 6-0 183 // L/R
CEDAR HILL, TEXAS // HOMESCHOOL

Date	Opponent	Pos	AB	R	H	RBI	2B	3B	HR	BB	SB	CS	HBP	SAC	SF	GDP	K	PO	A	E	Avg
Feb 16	SEMO	*ss	4	1	1	3	1	0	0	0	0	0	0	0	0	0	0	2	2	0	.250
Feb 17	SEMO	*ss	1	0	0	1	0	0	0	2	1	0	0	2	0	0	1	1	1	0	.200
Feb 18	SEMO	*ss	3	0	0	0	0	0	0	1	0	0	0	1	0	0	0	1	3	0	.125
Feb 20	OU	*ss	4	1	1	1	0	1	0	0	0	0	0	0	0	0	2	0	1	0	.167
Feb 23	CENTRAL MICHIGAN	*ss	5	0	1	2	0	0	0	0	1	0	0	0	0	0	1	1	3	0	.176
Feb 24	CENTRAL MICHIGAN	*ss	5	0	2	0	0	0	0	0	1	0	0	0	0	1	0	1	1	0	.227
Feb 25	CENTRAL MICHIGAN	*ss	3	1	1	2	1	0	0	0	0	0	0	0	0	0	1	1	2	0	.240
Feb 27	OSU	*ss	4	3	4	1	2	0	0	0	0	0	0	0	0	0	0	1	4	0	.345
Totals		8gs	29	6	10	10	4	1	0	3	3	0	0	3	0	1	5	8	17	0	.345

On base pct. .406 • Slugging pct. .552

13 ADEN HOWARD

FR OF // 6-1 186 // S/R
CARROLLTON, TEXAS // HEBRON HS

15 ETHAN MANN

5RS-SR UTIL // 6-1 195 // R/R
MCKINNEY, TEXAS // NEW MEXICO STATE

Date	Opponent	Pos	AB	R	H	RBI	2B	3B	HR	BB	SB	CS	HBP	SAC	SF	GDP	K	PO	A	E	Avg
Feb 16	SEMO	*of	4	0	1	0	1	0	0	1	1	0	0	0	0	0	3	1	0	0	.250
Feb 17	SEMO	*of	3	2	1	0	1	0	0	2	0	0	0	0	0	0	1	1	0	0	.286
Feb 18	SEMO	*of	4	1	1	0	1	0	0	1	1	0	0	0	0	0	0	1	0	0	.273
Feb 20	OU	*of	5	1	2	2	0	0	1	0	0	0	0	0	0	0	0	2	0	0	.312
Feb 23	CENTRAL MICHIGAN	*of	4	1	0	1	0	0	0	0	0	0	1	0	0	0	2	1	0	0	.250
Feb 24	CENTRAL MICHIGAN	*of	3	2	1	0	0	1	0	1	0	0	0	0	0	0	1	0	0	0	.261
Feb 25	CENTRAL MICHIGAN	*of	3	1	1	0	0	0	0	1	0	0	0	0	0	0	0	1	0	0	.269
Feb 27	OSU	*of	3	1	1	2	1	0	0	0	0	0	0	0	1	0	1	0	0	0	.276
Totals		8gs	29	9	8	5	4	1	1	6	2	0	1	0	1	0	8	7	0	0	.276

On base pct. .405 • Slugging pct. .586

16 SHERMAN JOHNSON

FR INF // 6-1 186 // R/R
LOGANVILLE, GA. // LOGANVILLE HS

Date	Opponent	Pos	AB	R	H	RBI	2B	3B	HR	BB	SB	CS	HBP	SAC	SF	GDP	K	PO	A	E	Avg
Feb 24	CENTRAL MICHIGAN	ph/3b	2	0	1	0	0	0	0	0	0	0	0	0	0	0	0	1	2	0	.500
Feb 25	CENTRAL MICHIGAN	3b	0	1	0	0	0	0	0	1	0	0	0	0	0	0	0	0	0	0	.500
Totals		0gs	2	1	1	0	0	0	0	1	0	0	0	0	0	0	0	1	2	0	.500

On base pct. .667 • Slugging pct. .500

17 DILLON HAINES

R-SO LHP // 5-9 189 // L/L
ST. AUGUSTINE, FLA. // CHIPOLA COLLEGE

Date	Opponent	GS	IP	H	R	ER	BB	SO	2B	3B	HR	WP	BK	HBP	IBB	Score	W-L	Sv	ERA	NP
Feb 17	SEMO		1.0	1	1	1	1	1	0	0	0	0	0	1	0	8-6	0-0	0	9.00	20
Feb 20	OU		1.0	3	3	3	0	2	0	0	2	0	0	0	0	11-7	0-0	0	18.00	26
Feb 24	CENTRAL MICHIGAN		1.2	4	2	2	0	1	1	1	0	1	0	0	0	16-7	0-0	0	14.73	37
Totals		0	3.2	8	6	6	1	4	1	1	2	1	0	1	0	35-20	0-0	0	14.73	-

18 RYAN JOHNSON

JR RHP // 6-6 215 // S/R
RED OAK, TEXAS // HOMESCHOOL

Date	Opponent	GS	IP	H	R	ER	BB	SO	2B	3B	HR	WP	BK	HBP	IBB	Score	W-L	Sv	ERA	NP
Feb 16	SEMO	*	5.1	8	5	5	1	7	4	0	0	0	0	2	0	9-5	0-0	0	8.44	92
Feb 23	CENTRAL MICHIGAN	*	7.0	2	0	0	0	13	1	0	0	0	0	0	0	8-0	1-0	0	3.65	91
Totals		2	12.1	10	5	5	1	20	5	0	0	0	0	2	0	17-5	1-0	0	3.65	-

19 CHAYTON KRAUSS

JR INF // 6-3 227 // R/R
COPPELL, TEXAS // GRAYSON COLLEGE

Date	Opponent	Pos	AB	R	H	RBI	2B	3B	HR	BB	SB	CS	HBP	SAC	SF	GDP	K	PO	A	E	Avg
Feb 16	SEMO	*3b	4	1	1	2	1	0	0	0	0	0	0	0	0	0	1	1	2	0	.250
Feb 17	SEMO	*3b	5	0	1	0	0	0	0	0	0	0	0	0	0	0	1	0	4	0	.222
Feb 18	SEMO	*3b	5	0	1	1	0	0	0	0	0	0	0	0	0	0	0	0	3	0	.214
Feb 20	OU	*3b	4	1	2	0	0	0	0	0	0	0	0	0	0	0	2	1	1	0	.278
Feb 23	CENTRAL MICHIGAN	*1b	3	1	1	0	1	0	0	2	0	0	0	0	0	0	1	7	0	0	.286
Feb 24	CENTRAL MICHIGAN	*1b	5	2	2	3	0	0	1	0	0	0	0	0	0	0	2	8	2	0	.308
Feb 25	CENTRAL MICHIGAN	*1b	3	2	1	3	0	0	1	1	0	0	0	0	0	0	2	6	0	0	.310
Feb 27	OSU	*1b	3	0	0	0	0	0	0	1	0	0	0	0	0	0	1	6	0	0	.281
Totals		8gs	32	7	9	9	2	0	2	4	0	0	0	0	0	0	10	29	12	0	.281

On base pct. .361 • Slugging pct. .531

20 DAVID HEEFNER

FR INF/RHP // 6-3 211 // R/R
CEDAR HILL, TEXAS // HOMESCHOOL

24 TOM POOLE

JR INF // 6-2 223 // L/R
CALGARY, ALBERTA, CANADA // CLOUD COUNTY CC

Date	Opponent	Pos	AB	R	H	RBI	2B	3B	HR	BB	SB	CS	HBP	SAC	SF	GDP	K	PO	A	E	Avg
Feb 16	SEMO	*1b	3	3	2	0	1	0	0	1	1	0	0	0	0	0	0	6	1	0	.667
Feb 17	SEMO	*1b	4	1	0	0	0	0	0	1	0	0	0	0	0	0	2	9	2	0	.286
Feb 18	SEMO	*1b	4	0	1	0	0	0	0	1	0	0	0	0	0	0	0	9	0	0	.273
Feb 20	OU	*1b	5	2	2	0	0	0	0	0	1	0	0	0	0	0	3	10	0	0	.312
Totals		4gs	16	6	5	0	1	0	0	3	2	0	0	0	0	0	5	34	3	0	.312

On base pct. .421 • Slugging pct. .375

25 TYLER SCHOTT

JR LHP // 6-0 200 // R/L
FLOWER MOUND, TEXAS // MARCUS HS

26 JAMES ELLWANGER

FR RHP // 6-4 209 // R/R
MAGNOLIA, TEXAS // MAGNOLIA WEST HS

Date	Opponent	GS	IP	H	R	ER	BB	SO	2B	3B	HR	WP	BK	HBP	IBB	Score	W-L	Sv	ERA	NP
Feb 18	SEMO	*	4.0	4	2	2	3	4	0	0	0	1	0	0	0	6-5	0-0	0	4.50	75
Feb 25	CENTRAL MICHIGAN	*	5.0	1	0	0	2	8	1	0	0	0	1	1	0	16-3	1-0	0	2.00	69
Totals		2	9.0	5	2	2	5	12	1	0	0	1	1	1	0	22-8	1-0	0	2.00	-

27 KOBE MINCHEY

SO RHP // 6-2 219 // R/R
JARRELL, TEXAS // TEXAS

Date	Opponent	GS	IP	H	R	ER	BB	SO	2B	3B	HR	WP	BK	HBP	IBB	Score	W-L	Sv	ERA	NP
Feb 24	CENTRAL MICHIGAN		0.1	0	1	1	1	1	0	0	0	0	0	2	0	16-7	0-0	0	27.00	13
Totals		0	0.1	0	1	1	1	1	0	0	0	0	0	2	0	16-7	0-0	0	27.00	-

28 NICK WILSON

5SR RHP // 6-2 200 // R/R
CARROLLTON, TEXAS // SOUTHERN

Date	Opponent	GS	IP	H	R	ER	BB	SO	2B	3B	HR	WP	BK	HBP	IBB	Score	W-L	Sv	ERA	NP
Feb 16	SEMO		3.2	0	0	0	1	5	0	0	0	0	0	0	0	9-5	1-0	0	0.00	45
Feb 20	OU	*	2.1	4	2	2	1	4	0	0	1	1	0	0	0	11-7	1-0	0	3.00	54
Feb 27	OSU	*	3.0	1	0	0	1	6	0	0	0	0	0	0	0	14-4	2-0	0	2.00	46
Totals		2	9.0	5	2	2	3	15	0	0	1	1	0	0	0	34-16	2-0	0	2.00	-

29 BEN TRYON

FR INF // 6-0 218 // L/R
SOUTHLAKE, TEXAS // CARROLL HS

Date	Opponent	Pos	AB	R	H	RBI	2B	3B	HR	BB	SB	CS	HBP	SAC	SF	GDP	K	PO	A	E	Avg
Feb 24	CENTRAL MICHIGAN	ph	1	0	0	0	0	0	0	0	0	0	0	0	0	0	0	0	0	0	.000
Feb 25	CENTRAL MICHIGAN	*dh	3	2	2	4	0	0	2	1	0	0	0	0	0	0	0	0	0	0	.500
Feb 27	OSU	*dh	4	1	2	1	0	0	0	0	0	0	0	0	0	1	1	0	0	0	.500
Totals		2gs	8	3	4	5	0	0	2	1	0	0	0	0	0	1	1	0	0	0	.500

On base pct. .556 • Slugging pct. 1.250

30 JARON DEBERRY

SR RHP // 6-3 178 // R/R
TROPHY CLUB, TEXAS // GRAYSON COLLEGE

Date	Opponent	GS	IP	H	R	ER	BB	SO	2B	3B	HR	WP	BK	HBP	IBB	Score	W-L	Sv	ERA	NP
Feb 17	SEMO	*	5.0	4	3	3	1	7	1	0	2	0	0	1	0	8-6	0-0	0	5.40	84
Feb 24	CENTRAL MICHIGAN	*	5.0	4	2	2	2	6	0	0	0	0	0	1	0	16-7	1-0	0	4.50	89
Totals		2	10.0	8	5	5	3	13	1	0	2	0	0	2	0	24-13	1-0	0	4.50	-

32 LUKE PETTITTE

FR RHP // 6-2 215 // R/R
HOUSTON, TEXAS // SECOND BAPTIST SCHOOL

Date	Opponent	GS	IP	H	R	ER	BB	SO	2B	3B	HR	WP	BK	HBP	IBB	Score	W-L	Sv	ERA	NP
Feb 18	SEMO		2.2	4	2	2	1	5	1	0	2	0	0	0	0	6-5	0-0	0	6.75	52
Feb 27	OSU		1.0	1	0	0	0	0	0	0	0	0	0	0	0	14-4	0-0	0	4.91	9
Totals		0	3.2	5	2	2	1	5	1	0	2	0	0	0	0	20-9	0-0	0	4.91	-

33 CONNOR MACKAY

5R-SR RHP // 6-1 204 // R/R
SHAWNEE, KAN. // IOWA WESTERN CC

Date	Opponent	GS	IP	H	R	ER	BB	SO	2B	3B	HR	WP	BK	HBP	IBB	Score	W-L	Sv	ERA	NP
Feb 17	SEMO		1.2	0	0	0	0	2	0	0	0	0	0	0	0	8-6	1-0	0	0.00	24
Feb 25	CENTRAL MICHIGAN		1.0	2	0	0	0	2	0	0	0	0	0	0	0	16-3	1-0	0	0.00	12
Totals		0	2.2	2	0	0	0	4	0	0	0	0	0	0	0	24-9	1-0	0	0.00	-

34 CONNOR BENGE

SO RHP // 5-9 175 // R/R
MONTGOMERY, TEXAS // LSU EUNICE

Date	Opponent	GS	IP	H	R	ER	BB	SO	2B	3B	HR	WP	BK	HBP	IBB	Score	W-L	Sv	ERA	NP
Feb 17	SEMO		1.1	3	2	2	1	2	0	0	0	0	0	0	0	8-6	0-0	0	13.50	33
Feb 23	CENTRAL MICHIGAN		2.0	2	0	0	0	2	1	0	0	0	0	1	0	8-0	0-0	0	5.40	30
Feb 27	OSU		2.2	3	1	1	0	2	0	0	1	0	0	1	0	14-4	0-0	0	4.50	34
Totals		0	6.0	8	3	3	1	6	1	0	1	0	0	2	0	30-10	0-0	0	4.50	-

35 JJ KENNETT

FR C // 5-10 175 // R/R
MISSOURI CITY, TEXAS // RIDGE POINT HS

Date	Opponent	Pos	AB	R	H	RBI	2B	3B	HR	BB	SB	CS	HBP	SAC	SF	GDP	K	PO	A	E	Avg
Feb 25	CENTRAL MICHIGAN	c	1	0	0	0	0	0	0	0	0	0	0	0	0	0	0	4	0	0	.000
Totals		0gs	1	0	0	0	0	0	0	0	0	0	0	0	0	0	0	6	0	0	.000

On base pct. .000 • Slugging pct. .000

36 CHARLIE ATKINSON

FR RHP // 6-5 215 // R/R
KATY, TEXAS // CINCO RANCH HS

Date	Opponent	GS	IP	H	R	ER	BB	SO	2B	3B	HR	WP	BK	HBP	IBB	Score	W-L	Sv	ERA	NP
Feb 18	SEMO		1.1	0	0	0	1	1	0	0	0	0	0	0	0	6-5	1-0	0	0.00	16
Feb 20	OU		2.1	1	0	0	0	2	0	0	0	0	0	0	0	11-7	2-0	0	0.00	23
Totals		0	3.2	1	0	0	1	3	0	0	0	0	0	0	0	17-12	2-0	0	0.00	-

39 JACE RUSSELL

R-SO OF // 6-2 198 // R/R
KINGWOOD, TEXAS // PORTER HS

40 AIDEN POLLOCK

FR OF/RHP // 5-9 170 // R/R
LAS VEGAS, NEV. // BISHOP GORMAN HS

43 CADE WIEGERT

SO RHP // 6-4 218 // R/R
EDEN PRAIRIE, MINN. // SOUTHWEST CHRISTIAN HS

Date	Opponent	GS	IP	H	R	ER	BB	SO	2B	3B	HR	WP	BK	HBP	IBB	Score	W-L	Sv	ERA	NP
Feb 25	CENTRAL MICHIGAN		0.1	0	0	0	0	1	0	0	0	0	0	0	0	16-3	0-0	0	0.00	5
Totals		0	0.1	0	0	0	0	1	0	0	0	0	0	0	0	16-3	0-0	0	0.00	-

44 RIVER RIDINGS

SR LHP // 6-3 214 // L/L
PLANO, TEXAS // TCU

Date	Opponent	GS	IP	H	R	ER	BB	SO	2B	3B	HR	WP	BK	HBP	IBB	Score	W-L	Sv	ERA	NP
Feb 18	SEMO		2.1	0	1	1	1	3	0	0	0	0	0	1	0	6-5	0-0	0	3.86	32
Feb 20	OU		2.1	2	0	0	1	3	0	0	0	0	0	0	0	11-7	0-0	0	1.93	40
Feb 27	OSU		0.1	2	3	3	2	1	0	0	0	0	0	0	0	14-4	0-0	0	7.20	25
Totals		0	5.0	4	4	4	4	7	0	0	0	0	0	1	0	31-16	0-0	0	7.20	-

45 MYLES MARTINEZ

R-SR LHP // 6-4 234 // L/L
COLUMBUS, OHIO // OHIO DOMINICAN

Date	Opponent	GS	IP	H	R	ER	BB	SO	2B	3B	HR	WP	BK	HBP	IBB	Score	W-L	Sv	ERA	NP
Feb 25	CENTRAL MICHIGAN		0.2	3	3	3	2	1	0	0	0	1	0	0	0	16-3	0-0	0	40.50	20
Totals		0	0.2	3	3	3	2	1	0	0	0	1	0	0	0	16-3	0-0	0	40.50	-

47 ZACH TODD

R-FR RHP // 6-3 227 // R/R
MANTECA, CALIF. // MANTECA HS

50 JERROD JENKINS

SO RHP // 6-2 212 // R/R
WINCHESTER, VA. // MILLBROOK HS

Date	Opponent	GS	IP	H	R	ER	BB	SO	2B	3B	HR	WP	BK	HBP	IBB	Score	W-L	Sv	ERA	NP
Feb 18	SEMO		0.2	1	0	0	1	1	0	0	0	1	0	0	0	6-5	0-0	0	0.00	13
Feb 20	OU		1.0	2	2	1	1	2	0	1	0	2	0	1	0	11-7	0-0	0	5.40	35
Feb 24	CENTRAL MICHIGAN		2.0	3	2	2	1	1	0	0	1	0	0	0	0	16-7	0-0	0	7.36	30
Totals		0	3.2	6	4	3	3	4	0	1	1	3	0	1	0	33-19	0-0	0	7.36	-

BOX SCORES

February 16, 2024 • Dallas, Texas

SOUTHEAST MISSOURI	5
DBU	9

SEMO 5 (0-1)

Player	ab	r	h	rbi	bb	so	po	a	lob
Leeper, Peyton dh	4	0	0	1	1	1	0	0	1
Kettering, Brooks 2b	2	2	1	1	0	1	0	5	0
Mugan, Michael lf	4	0	1	0	0	1	3	0	1
Cameron, Josh rf	4	0	1	1	0	2	0	0	0
Stauss, Ty c	4	0	0	0	0	1	6	0	0
Cannon, Bryce 1b	4	1	1	0	0	2	14	0	2
Resetich, Chance 3b	4	1	3	1	0	1	0	4	0
Riley, Ian cf	3	1	0	0	0	3	1	0	0
Palmer, Ben ss	3	0	1	0	1	0	0	5	1
Wilma, Collin p	0	0	0	0	0	0	0	0	0
Heyman, Sam p	0	0	0	0	0	0	0	0	0
Osborne, Ethan p	0	0	0	0	0	0	0	0	0
Miller, Kyle p	0	0	0	0	0	0	0	0	0
Johnston, Gavin p	0	0	0	0	0	0	0	0	0
Totals	32	5	8	4	2	12	24	14	5

DBU 9 (1-0)

Player	ab	r	h	rbi	bb	so	po	a	lob
HUMPHREYS, Nathan cf	5	0	1	1	0	1	0	0	1
MANN, Ethan lf	4	0	1	0	1	3	1	0	1
JAY, Grant c	4	1	1	1	0	0	13	2	2
SANTOS, Miguel 2b	4	1	1	0	0	1	1	2	1
POOLE, Tom 1b	3	3	2	0	1	0	6	1	0
DATTALO, Michael dh	4	0	1	1	0	0	0	0	0
GRADY, Keaton pr	0	1	0	0	0	0	0	0	0
HEEFNER, Luke ss	4	1	1	3	0	0	2	2	0
PENDERGAST, Alex rf	4	1	2	1	0	0	2	0	0
KRAUSS, Chayton 3b	4	1	1	2	0	1	1	2	0
JOHNSON, Ryan p	0	0	0	0	0	0	1	1	0
WILSON, Nick p	0	0	0	0	0	0	0	0	0
Totals	36	9	11	9	2	6	27	10	5

Score by Innings	1	2	3	4	5	6	7	8	9	R	H	E
SEMO	1	1	1	2	0	0	0	0	0	**5**	**8**	**1**
DBU	0	2	0	1	0	2	0	4	X	**9**	**11**	**0**

E - C. Resetich(1). LOB - SEMO 5; DBU 5. 2B - J. Cameron(1); B. Cannon(1); C. Resetich 2(1); HUMPHREYS, N(1); MANN, E.(1); POOLE, T.(1); HEEFNER, L.(1); PENDERGAST,(1); KRAUSS, C.(1). HR - JAY, G.(1). HBP - B. Kettering; I. Riley. SF - B. Kettering(1). SB - MANN, E.(1); POOLE, T.(1); PENDERGAST,(1). CS - M. Mugan(1); C. Resetich(1).

SEMO	ip	h	r	er	bb	so	ab	bf	np
Wilma, Collin	4.0	4	3	3	1	2	16	17	70
Heyman, Sam	2.1	2	2	2	0	2	10	10	44
Osborne, Ethan	0.1	0	0	0	0	1	1	1	6
Miller, Kyle	0.1	0	0	0	1	0	1	2	11
Johnston, Gavin	1.0	5	4	4	0	1	8	8	32

DBU	ip	h	r	er	bb	so	ab	bf	np
JOHNSON, Ryan	5.1	8	5	5	1	7	22	26	92
WILSON, Nick	3.2	0	0	0	1	5	10	11	45

Win - WILSON, N. (1-0). Loss - G. Johnston (0-1). Save - None.
WP - S. Heyman(1). HBP - by JOHNSON, R. (B. Kettering); by JOHNSON, R. (I. Riley). Pitches/strikes: C. Wilma 70/43; S. Heyman 44/27; E. Osborne 6/3; K. Miller 11/5; G. Johnston 32/21; JOHNSON, R. 92/63; WILSON, N. 45/30.

Umpires - HP: Marc Lewis 1B: Scott Chesser 2B: Rob Walsh 3B: Jared Duerson
Start: 3:05 pm Time: 2:40 Attendance: 1075
Weather: 60* wind in from left 13-16mph

February 17, 2024 • Dallas, Texas

SOUTHEAST MISSOURI	6
DBU	8

SEMO 6 (0-2)

Player	ab	r	h	rbi	bb	so	po	a	lob
Leeper, Peyton 3b	4	0	0	0	0	2	0	4	0
Kettering, Brooks 2b	3	1	0	1	1	1	1	2	0
Mugan, Michael cf	5	2	2	3	0	2	1	0	0
Cameron, Josh rf	4	0	1	0	0	3	3	0	0
Stauss, Ty dh	1	1	0	0	1	1	0	0	0
Corbin, Caleb ph	0	1	0	0	1	0	0	0	0
Resetich, Chance lf	3	0	3	0	0	0	0	0	0
Cannon, Bryce 1b	3	0	1	1	0	1	11	0	0
McGahan, Shea c	3	0	0	1	0	1	8	2	4
Palmer, Ben ss	4	1	1	0	0	1	0	0	2
Strange, Brian p	0	0	0	0	0	0	0	1	0
Hayes, Alex p	0	0	0	0	0	0	0	0	0
Windt, Tommy p	0	0	0	0	0	0	0	0	0
Osborne, Ethan p	0	0	0	0	0	0	0	0	0
Lawrence, Payton p	0	0	0	0	0	0	0	0	0
Totals	30	6	8	6	3	12	24	9	6

DBU 8 (2-0)

Player	ab	r	h	rbi	bb	so	po	a	lob
HUMPHREYS, Nathan cf	3	1	0	0	0	1	3	0	3
MANN, Ethan lf	3	2	1	0	2	1	1	0	0
JAY, Grant c	5	1	3	2	0	0	11	2	0
SANTOS, Miguel 2b	4	1	2	0	1	0	0	1	1
POOLE, Tom 1b	4	1	0	0	1	2	9	2	4
DATTALO, Michael dh	5	1	3	2	0	2	0	0	0
GRADY, Keaton pr	0	1	0	0	0	0	0	0	0
HEEFNER, Luke ss	1	0	0	1	2	1	1	1	0
PENDERGAST, Alex rf	3	0	2	2	2	0	0	0	1
KRAUSS, Chayton 3b	5	0	1	0	0	1	0	4	4
DeBERRY, JARON p	0	0	0	0	0	0	2	2	0
BENGE, Connor p	0	0	0	0	0	0	0	0	0
HAINES, Dillon p	0	0	0	0	0	0	0	0	0
MACKAY, Conner p	0	0	0	0	0	0	0	0	0
Totals	33	8	12	7	8	8	27	12	13

Score by Innings	1	2	3	4	5	6	7	8	9	R	H	E
SEMO	1	0	2	0	0	1	1	1	0	**6**	**8**	**4**
DBU	0	1	2	0	0	1	0	4	X	**8**	**12**	**0**

E - J. Cameron(1); B. Cannon(1); S. McGahan(1); T. Windt(1). LOB - SEMO 6; DBU 13. 2B - C. Resetich(3); MANN, E.(2); JAY, G.(1); DATTALO, M.(1); PENDERGAST, 2(3). HR - M. Mugan 2(2). HBP - T. Stauss; B. Cannon; HUMPHREYS, N 2. SH - P. Leeper(1); C. Resetich(1); HEEFNER, L. 2(2). SF - B. Kettering(2); S. McGahan(1). SB - T. Stauss(1); JAY, G.(1); HEEFNER, L.(1); PENDERGAST,. CS - J. Cameron(1).

SEMO	ip	h	r	er	bb	so	ab	bf	np
Strange, Brian	2.2	5	3	3	3	2	11	16	61
Hayes, Alex	2.2	1	1	0	3	2	9	13	59
Windt, Tommy	2.0	5	4	4	2	4	11	13	45
Osborne, Ethan	0.1	0	0	0	0	0	0	1	-
Lawrence, Payton	0.1	1	0	0	0	0	2	2	7

DBU	ip	h	r	er	bb	so	ab	bf	np
DeBERRY, JARON	5.0	4	3	3	1	7	17	20	84
BENGE, Connor	1.1	3	2	2	1	2	6	8	33
HAINES, Dillon	1.0	1	1	1	1	1	3	6	20
MACKAY, Conner	1.2	0	0	0	0	2	4	5	24

Win - MACKAY, C. (1-0). Loss - T. Windt (0-1). Save - None.
WP - B. Strange 2(1); T. Windt(1). HBP - by B. Strange (HUMPHREYS, N); by DeBERRY, J. (T. Stauss); by A. Hayes (HUMPHREYS, N); by HAINES, D. (B. Cannon). Pitches/strikes: B. Strange 61/33; A. Hayes 59/30; T. Windt 45/26; P. Lawrence 7/4; DeBERRY, J. 84/56; BENGE, C. 33/19; HAINES, D. 20/10; MACKAY, C. 24/17.

Umpires - HP: Scott Chesser 1B: Rob Walsh 2B: Jared Duerson 3B: Marc Lewis
Start: 2:05 pm Time: 3:07 Attendance: 833
Weather: windy in from LF, 45*

February 18, 2024 • Dallas, Texas

SOUTHEAST MISSOURI	5
DBU	6

SEMO 5 (0-3)

Player	ab	r	h	rbi	bb	so	po	a	lob
Leeper, Peyton dh	3	1	1	0	0	1	0	0	1
Baldwin, Gavin ph/dh	2	0	0	0	1	1	0	0	0
Kettering, Brooks 2b	3	0	0	0	3	1	3	3	0
Mugan, Michael cf	5	0	3	2	1	1	6	0	0
Cameron, Josh rf	4	0	0	0	1	3	3	0	3
Resetich, Chance lf	5	0	0	0	0	3	3	0	4
Cannon, Bryce 1b	5	1	2	1	0	2	10	0	0
Corbin, Caleb 3b	5	1	1	0	0	1	1	1	0
Ackerman, Nolan c	2	0	1	0	0	0	1	0	0
McGahan, Shea pr/c	1	1	0	0	1	1	1	0	0
Palmer, Ben ss	4	1	1	2	0	0	3	3	2
Dow, Haden p	0	0	0	0	0	0	0	0	0
Hernandez, Esteban p	0	0	0	0	0	0	0	1	0
Osborne, Ethan p	0	0	0	0	0	0	0	0	0
White, Eddie p	0	0	0	0	0	0	0	0	0
Johnston, Gavin p	0	0	0	0	0	0	0	0	0
Miller, Kyle p	0	0	0	0	0	0	1	2	0
Totals	39	5	9	5	7	14	32	10	10

DBU 6 (3-0)

Player	ab	r	h	rbi	bb	so	po	a	lob
HUMPHREYS, Nathan cf	4	0	0	0	1	0	3	0	0
MANN, Ethan lf	4	1	1	0	1	0	1	0	1
JAY, Grant c	5	2	3	3	0	1	15	1	0
SANTOS, Miguel 2b	4	1	1	1	1	0	2	2	1
POOLE, Tom 1b	4	0	1	0	1	0	9	0	2
DATTALO, Michael dh	4	0	0	0	1	1	0	0	1
GRADY, Keaton pr	0	1	0	0	0	0	0	0	0
HEEFNER, Luke ss	3	0	0	0	1	0	1	3	1
PENDERGAST, Alex rf	5	1	1	1	0	0	2	1	0
KRAUSS, Chayton 3b	5	0	1	1	0	0	0	3	0
ELLWANGER, James p	0	0	0	0	0	0	0	2	0
RIDINGS, River p	0	0	0	0	0	0	0	0	0
JENKINS, Jerrod p	0	0	0	0	0	0	0	0	0
PETTITTE, Luke p	0	0	0	0	0	0	0	0	0
ATKINSON, Charlie p	0	0	0	0	0	0	0	1	0
Totals	38	6	8	6	6	2	33	13	7

Score by Innings	1	2	3	4	5	6	7	8	9	10	11	R	H	E
SEMO	0	0	1	1	0	0	1	1	1	0	0	**5**	**9**	**0**
DBU	3	0	1	0	0	0	1	0	0	0	1	**6**	**8**	**1**

Note: 2 outs, 1 runner LOB when the game ended.

E - ELLWANGER, J(1). DP - SEMO 1. LOB - SEMO 10; DBU 7. 2B - M. Mugan(1); MANN, E.(3). HR - B. Cannon(1); B. Palmer(1); JAY, G. 2(3); SANTOS, M.(1); PENDERGAST,(1). HBP - N. Ackerman. SH - B. Palmer(1); HEEFNER, L.(3). SB - P. Leeper(1); B. Kettering(1); J. Cameron(1); B. Cannon(1); MANN, E.(2). CS - B. Kettering(1).

SEMO	ip	h	r	er	bb	so	ab	bf	np
Dow, Haden	4.1	4	4	4	3	1	17	20	60
Hernandez, Esteban	0.2	0	0	0	0	0	2	2	11
Osborne, Ethan	1.0	0	0	0	0	0	3	3	7
White, Eddie	1.0	1	1	1	0	0	4	4	11
Johnston, Gavin	1.0	1	0	0	1	1	4	5	17
Miller, Kyle	2.2	2	1	1	2	0	8	11	41

DBU	ip	h	r	er	bb	so	ab	bf	np
ELLWANGER, James	4.0	4	2	2	3	4	15	19	75
RIDINGS, River	2.1	0	1	1	1	3	6	8	32
JENKINS, Jerrod	0.2	1	0	0	1	1	3	4	13
PETTITTE, Luke	2.2	4	2	2	1	5	11	12	52
ATKINSON, Charlie	1.1	0	0	0	1	1	4	5	16

Win - ATKINSON, C. (1-0). Loss - K. Miller (0-1). Save - None.
WP - E. Hernandez(1); ELLWANGER, J(1); JENKINS, J.(1). HBP - by RIDINGS, R. (N. Ackerman). PB - JAY, G.(1).
Pitches/strikes: H. Dow 60/36; E. Hernandez 11/7; E. Osborne 7/5; E. White 11/8; G. Johnston 17/7; K. Miller 41/24; ELLWANGER, J 75/43; RIDINGS, R. 32/19; JENKINS, J. 13/8; PETTITTE, L. 52/37; ATKINSON, C. 16/9.

Umpires - HP: Rob Walsh 1B: Jared Duerson 2B: Marc Lewis 3B: Scott Chesser
Start: 1:05 pm Time: 3:05 Attendance: 821
Weather: 50* light wind turning to LF
G. Johnston faced 1 batter in the 9th.

February 20, 2024 • Dallas, Texas

OKLAHOMA	7
DBU	11

OU 7 (2-2)

Player	ab	r	h	rbi	bb	so	po	a	lob
Spikerman, John cf	4	1	2	0	1	1	1	0	2
Madron, Bryce rf	5	0	3	1	0	1	0	0	0
Carmichael, Easton dh	5	1	1	0	0	3	0	0	2
Garza-Gongora, Rocco 1b	5	0	0	0	0	1	6	0	0
Snyder, Michael 3b	3	2	2	2	1	1	0	2	1
Nicklaus, Jackson 2b	3	3	2	2	1	1	0	0	0
Willits, Jaxon ss	4	0	0	0	0	4	2	2	0
Mudler, Scott c	4	0	1	0	0	0	13	0	0
Pettis, Kendall lf	3	0	1	0	0	1	2	0	0
Stevens, Grant p	0	0	0	0	0	0	0	0	0
Carsten, Will p	0	0	0	0	0	0	0	0	0
Miner, Jace p	0	0	0	0	0	0	0	0	0
Gholston, Jacob p	0	0	0	0	0	0	0	0	0
Crooks, Dylan p	0	0	0	0	0	0	0	0	0
Hensley, Reid p	0	0	0	0	0	0	0	0	0
Totals	36	7	12	5	3	13	24	4	6

DBU 11 (4-0)

Player	ab	r	h	rbi	bb	so	po	a	lob
HUMPHREYS, Nathan cf	4	2	2	5	1	1	0	0	0
MANN, Ethan lf	5	1	2	2	0	0	2	0	0
JAY, Grant c	4	0	1	0	0	2	13	1	0
SANTOS, Miguel 2b	5	1	2	2	0	1	1	4	5
POOLE, Tom 1b	5	2	2	0	0	3	10	0	0
DATTALO, Michael dh	3	0	0	0	1	1	0	0	0
GRADY, Keaton pr/dh	1	1	0	0	0	1	0	0	1
HEEFNER, Luke ss	4	1	1	1	0	2	0	1	0
PENDERGAST, Alex rf	2	2	1	1	2	0	0	0	0
KRAUSS, Chayton 3b	4	1	2	0	0	2	1	1	1
WILSON, Nick p	0	0	0	0	0	0	0	0	0
RIDINGS, River p	0	0	0	0	0	0	0	1	0
JENKINS, Jerrod p	0	0	0	0	0	0	0	0	0
HAINES, Dillon p	0	0	0	0	0	0	0	1	0
ATKINSON, Charlie p	0	0	0	0	0	0	0	0	0
Totals	37	11	13	11	4	13	27	9	7

Score by Innings	1	2	3	4	5	6	7	8	9	R	H	E
OU	1	1	0	0	0	2	3	0	0	**7**	**12**	**1**
DBU	2	0	0	3	1	1	4	0	X	**11**	**13**	**0**

E - Snyder, M.(1). DP - DBU 1. LOB - OU 6; DBU 7. 3B - Snyder, M.(1); HEEFNER, L.(1). HR - Snyder, M.(1); Nicklaus, J. 2(2); HUMPHREYS, N(1); MANN, E.(1); SANTOS, M.(2). HBP - Pettis, K.; JAY, G.. SB - POOLE, T.(2); PENDERGAST, 2(4). CS - Spikerman, J(2).

OU	ip	h	r	er	bb	so	ab	bf	np
Stevens, Grant	4.0	7	5	5	2	5	19	22	84
Carsten, Will	2.0	3	2	2	0	3	9	9	30
Miner, Jace	0.2	0	1	1	1	2	2	3	15
Gholston, Jacob	0.0	0	1	1	1	0	0	1	4
Crooks, Dylan	0.1	2	2	2	0	0	3	3	7
Hensley, Reid	1.0	1	0	0	0	3	4	4	20

DBU	ip	h	r	er	bb	so	ab	bf	np
WILSON, Nick	2.1	4	2	2	1	4	11	12	54
RIDINGS, River	2.1	2	0	0	1	3	7	8	40
JENKINS, Jerrod	1.0	2	2	2	1	2	5	7	35
HAINES, Dillon	1.0	3	3	3	0	2	6	6	26
ATKINSON, Charlie	2.1	1	0	0	0	2	7	7	23

Win - ATKINSON, C. (2-0). Loss - Miner, J. (0-1). Save - None.
WP - Gholston, J.(1); Hensley, R.(1); WILSON, N.(1); JENKINS, J. 2(3); HAINES, D.(1). HBP - by Stevens, G. (JAY, G.); by JENKINS, J. (Pettis, K.). Pitches/strikes: Stevens, G. 84/53; Carsten, W. 30/19; Miner, J. 15/9; Gholston, J. 4/0; Crooks, D. 7/5; Hensley, R. 20/12; WILSON, N. 54/37; RIDINGS, R. 40/23; JENKINS, J. 35/20; HAINES, D. 26/14; ATKINSON, C. 23/18.

Umpires - HP: Mike Anderson 1B: Matt McKendry 2B: AJ Wendel 3B: Shaylor Smith
Start: 6:35pm Time: 3:05 Attendance: 1391
Weather: 70* wind SSW 8-12 mph
Gholston, J. faced 1 batter in the 7th.

BOX SCORES

February 23, 2024 • Dallas, Texas

CENTRAL MICHIGAN	0
DBU	8

Central Michigan 0 (3-4)

Player	ab	r	h	rbi	bb	so	po	a	lob
Bryson Webb 2b/ss	4	0	1	0	0	1	4	2	0
Jacob Donahue cf	3	0	0	0	0	2	2	0	1
Danny Wuestenfeld 1b	4	0	0	0	0	2	2	1	0
Robby Morgan IV lf	4	0	0	0	0	4	4	0	2
Ely Stuart 3b	3	0	0	0	0	2	0	1	0
Marquis Jackson rf	3	0	1	0	0	1	1	1	0
Drew Stengren c	3	0	0	0	0	1	10	2	0
Elijah Henning ss	2	0	0	0	0	1	1	2	0
Cole Prout ph	1	0	1	0	0	0	0	0	0
Nick Dardas 2b	0	0	0	0	0	0	0	0	0
Jack Eichler dh	3	0	1	0	0	1	0	0	1
Adam Mrakitsch p	0	0	0	0	0	0	0	0	0
Quin Konuszewski p	0	0	0	0	0	0	0	1	0
Jack Bach p	0	0	0	0	0	0	0	0	0
Bryce Hellgeth p	0	0	0	0	0	0	0	0	0
Trevor Busyn p	0	0	0	0	0	0	0	0	0
Totals	30	0	4	0	0	15	24	10	4

DBU 8 (5-0)

Player	ab	r	h	rbi	bb	so	po	a	lob
PENDERGAST, Alex rf	4	1	1	0	1	0	0	0	2
MANN, Ethan lf	4	1	0	1	0	2	1	0	2
HUMPHREYS, Nathan cf	4	0	1	0	1	2	2	0	2
JAY, Grant c	4	1	2	0	0	1	13	0	0
KENNETT, JJ c	0	0	0	0	0	0	2	0	0
SANTOS, Miguel 2b	5	2	4	3	0	0	1	1	2
KRAUSS, Chayton 1b	3	1	1	0	2	1	6	0	0
DATTALO, Michael 3b	2	1	1	0	2	1	1	0	0
GREBECK, Cody pr/3b	1	1	0	0	0	1	0	0	0
HEEFNER, Luke ss	5	0	1	2	0	1	1	3	2
GRADY, Keaton dh	3	0	2	1	1	1	0	0	1
JOHNSON, Ryan p	0	0	0	0	0	0	0	1	0
BENGE, Connor p	0	0	0	0	0	0	0	1	0
Totals	35	8	13	7	7	10	27	6	12

Score by Innings	1	2	3	4	5	6	7	8	9	R	H	E
Central Michigan	0	0	0	0	0	0	0	0	0	**0**	**4**	**1**
DBU	1	0	0	0	2	1	3	1	0	**8**	**13**	**0**

E - Busyn(1). DP - DBU 1. LOB - CMU 4; DBU 12. 2B - Webb(3); Prout(1); JAY, G.(2); KRAUSS, C.(2). HR - SANTOS, M.(3). HBP - Donahue; MANN, E.; JAY, G.. SB - SANTOS, M.(1); HEEFNER, L.(2); GRADY, K.(1).

Central Michigan	ip	h	r	er	bb	so	ab	bf	np
Adam Mrakitsch	5.0	8	4	4	2	7	22	25	99
Quin Konuszewski	1.1	2	1	1	2	0	5	7	33
Jack Bach	0.0	0	2	2	2	0	0	2	10
Bryce Hellgeth	0.2	2	0	0	0	1	4	4	11
Trevor Busyn	1.0	1	1	0	1	2	4	6	30

DBU	ip	h	r	er	bb	so	ab	bf	np
JOHNSON, Ryan	7.0	2	0	0	0	13	23	23	91
BENGE, Connor	2.0	2	0	0	0	2	7	8	30

Win - JOHNSON, R. (1-0). Loss - Mrakitsch (1-1). Save - None.
HBP - by Mrakitsch (MANN, E.); by Busyn (JAY, G.); by BENGE, C. (Donahue). Pitches/strikes: Mrakitsch 99/67; Konuszewski 33/17; Bach 10/2; Hellgeth 11/7; Busyn 30/17; JOHNSON, R. 91/65; BENGE, C. 30/18.

Umpires - HP: Jon Wolfe 1B: Shawn Elliott 2B: John Perez 3B: Mike Anderson
Start: 6:35 pm Time: 2:45 Attendance: 807
Weather: 67* wind NW 5-9 mph
Mrakitsch faced 1 batter in the 6th.
Bach faced 2 batters in the 7th.

February 24, 2024 • Dallas, Texas

CENTRAL MICHIGAN	7
DBU	16

Central Michigan 7 (3-5)

Player	ab	r	h	rbi
Bryson Webb ss	5	0	1	1
Jack Eichler 2b	2	0	0	0
Drew Loikits ph/2b	2	0	0	0
Danny Wuestenfeld 1b	4	0	1	0
Carter Campau ph	1	1	1	0
Cole Prout dh	5	0	0	0
Robby Morgan IV lf	2	0	0	0
Mikey Murphy ph/lf	3	2	2	2
Ely Stuart 3b	3	2	0	1
Marquis Jackson rf	1	2	0	0
Jake Brill rf	2	0	1	0
Jacob Donahue cf	4	0	4	1
Nick Dardas c	2	0	1	1
Spencer Verburg ph/c	1	0	0	0
Trey Miller p	0	0	0	0
Ben Vitas p	0	0	0	0
Jonah Milchuck p	0	0	0	0
Totals	37	7	11	6

DBU 16 (6-0)

Player	ab	r	h	rbi
PENDERGAST, Alex rf	5	1	1	2
MANN, Ethan lf	3	2	1	0
NERAT, Joey ph/lf	1	1	1	1
HUMPHREYS, Nathan cf	5	3	3	2
JAY, Grant c	3	3	1	3
BERGHULT, Adam c	1	0	0	0
SANTOS, Miguel 2b	3	2	1	4
GREBECK, Cody 2b	0	0	0	0
KRAUSS, Chayton 1b	5	2	2	3
DATTALO, Michael 3b	3	1	2	1
JOHNSON, Sherman ph/	2	0	1	0
HEEFNER, Luke ss	5	0	2	0
GRADY, Keaton dh	2	1	0	0
TRYON, Ben ph	1	0	0	0
DeBERRY, JARON p	0	0	0	0
JENKINS, Jerrod p	0	0	0	0
MINCHEY, Kobe p	0	0	0	0
HAINES, Dillon p	0	0	0	0
Totals	39	16	15	16

Score by Innings	1	2	3	4	5	6	7	8	9	R	H	E
Central Michigan	0	0	0	2	0	2	0	1	2	**7**	**11**	**1**
DBU	0	0	7	5	3	0	1	0	X	**16**	**15**	**3**

E - Jackson(1); HUMPHREYS, N(1); DATTALO, M.(1); DeBERRY, J.(1). DP - CMU 1; DBU 1. LOB - CMU 11; DBU 5. 2B - Campau(1); HUMPHREYS, N 2(3); JAY, G.(3); DATTALO, M.(2). 3B - Murphy(1); PENDERGAST,(1); MANN, E.(1). HR - Murphy(1); NERAT, J.(1); SANTOS, M.(4); KRAUSS, C.(1). HBP - Stuart; Jackson; Verburg. SH - Dardas(1). SB - Dardas(3); JAY, G.(2); HEEFNER, L.(3).
Strikeouts - Webb; Eichler 2; Prout; Morgan 2; Murphy; Jackson; Brill; MANN, E.; HUMPHREYS, N; BERGHULT, A.; KRAUSS, C. 2. Walks - Eichler; Stuart; Jackson; Donahue; MANN, E.; JAY, G.; SANTOS, M.; GREBECK, C.; GRADY, K..

Central Michigan	ip	h	r	er	bb	so	wp	bk	hbp	ibb	sfa	sha	cia	ab	bf	fo	go	np
Trey Miller L,0-1	2.2	6	7	7	2	1	1	0	0	0	0	0	0	14	16	3	4	52
Ben Vitas	2.0	7	8	8	2	1	1	0	0	0	0	0	0	14	16	3	2	50
Jonah Milchuck	3.1	2	1	1	1	3	0	0	0	0	0	0	0	11	12	3	3	45

DBU	ip	h	r	er	bb	so	wp	bk	hbp	ibb	sfa	sha	cia	ab	bf	fo	go	np
DeBERRY, JARON W,1-0	5.0	4	2	2	2	6	0	0	1	0	0	1	0	18	22	2	6	89
JENKINS, Jerrod	2.0	3	2	2	1	1	0	0	0	0	0	0	0	9	10	2	3	30
MINCHEY, Kobe	0.1	0	1	1	1	1	0	0	2	0	0	0	0	1	4	0	0	13
HAINES, Dillon	1.2	4	2	2	0	1	1	0	0	0	0	0	0	9	9	1	3	37

WP - Miller(3); Vitas(1); HAINES, D.(1). HBP - by DeBERRY, J. (Jackson); by MINCHEY, K. (Stuart); by MINCHEY, K. (Verburg). Pitches/strikes: Miller 52/32; Vitas 50/30; Milchuck 45/26; DeBERRY, J. 89/56; JENKINS, J. 30/17; MINCHEY, K. 13/4; HAINES, D. 37/22.
Umpires - HP: Shawn Elliott 1B: John Perez 2B: Mike Anderson 3B: Jon Wolfe
Start: 2:05 pm Time: 2:38 Attendance: 798
Weather: 75* wind SSE 6-8 mph

February 25, 2024 • Dallas, Texas

CENTRAL MICHIGAN	3
DBU	16

Central Michigan 3 (3-6)

Player	ab	r	h	rbi	bb	so	po	a	lob
Bryson Webb ss	3	0	1	0	1	1	0	0	0
Jack Eichler 2b	4	0	2	2	0	1	0	1	0
Danny Wuestenfeld 1b	3	0	1	0	1	2	5	1	2
Robby Morgan IV lf	3	0	0	0	0	2	2	0	2
Mikey Murphy rf	3	0	0	0	0	3	2	0	1
Ely Stuart 3b	1	1	1	0	1	0	0	1	0
Jacob Donahue cf	3	1	1	0	0	0	2	0	0
Drew Loikits dh	3	0	0	0	0	1	0	0	0
Nick Dardas c	2	1	0	0	1	2	6	0	1
Keegan Batka p	0	0	0	0	0	0	0	0	0
Evan Waters p	0	0	0	0	0	0	0	0	0
Bryce Hellgeth p	0	0	0	0	0	0	1	0	0
Jake Brown p	0	0	0	0	0	0	0	0	0
Totals	25	3	6	2	4	12	18	3	6

DBU 16 (7-0)

Player	ab	r	h	rbi	bb	so	po	a	lob
PENDERGAST, Alex rf	4	3	1	1	0	0	0	1	0
MANN, Ethan lf	3	1	1	0	1	0	1	0	0
NERAT, Joey ph/cf	1	0	0	0	0	0	0	0	0
HUMPHREYS, Nathan cf	2	1	0	0	2	0	0	0	1
GRADY, Keaton ph/lf	1	0	1	0	0	0	0	0	0
JAY, Grant c	3	2	1	2	0	1	6	2	0
KENNETT, JJ c	1	0	0	0	0	0	4	0	1
SANTOS, Miguel 2b	2	1	0	1	1	0	2	0	0
KRAUSS, Chayton 1b	3	2	1	3	1	2	6	0	2
BERGHULT, Adam 1b	0	0	0	0	0	0	1	0	0
HEEFNER, Luke ss	3	1	1	2	0	1	1	1	1
GREBECK, Cody ss	1	0	0	0	0	1	0	1	0
DATTALO, Michael 3b	3	2	3	2	0	0	0	2	0
JOHNSON, Sherman 3b	0	1	0	0	1	0	0	0	0
TRYON, Ben dh	3	2	2	4	1	0	0	0	1
ELLWANGER, James p	0	0	0	0	0	0	0	1	0
MACKAY, Conner p	0	0	0	0	0	0	0	0	0
MARTINEZ, Myles p	0	0	0	0	0	0	0	0	0
WIEGERT, Cade p	0	0	0	0	0	0	0	0	0
Totals	30	16	11	15	7	5	21	8	6

Score by Innings	1	2	3	4	5	6	7	R	H	E
Central Michigan	0	0	0	0	0	0	3	**3**	**6**	**2**
DBU	0	0	1	2	10	3	X	**16**	**11**	**0**

E - Webb(2); Murphy(1). LOB - CMU 6; DBU 6. 2B - Wuestenfeld(3); JAY, G.(4); HEEFNER, L.(2). HR - PENDERGAST,(2); KRAUSS, C.(2); TRYON, B. 2(2). HBP - Stuart; PENDERGAST,; JAY, G.; SANTOS, M.. SB - SANTOS, M.(2).

Central Michigan	ip	h	r	er	bb	so	ab	bf	np
Keegan Batka	4.0	5	8	7	3	3	18	23	92
Evan Waters	0.0	3	4	4	1	0	3	4	17
Bryce Hellgeth	1.0	0	1	1	2	1	3	6	22
Jake Brown	1.0	3	3	3	1	1	6	7	21

DBU	ip	h	r	er	bb	so	ab	bf	np
ELLWANGER, James	5.0	1	0	0	2	8	15	18	69
MACKAY, Conner	1.0	2	0	0	0	2	4	4	12
MARTINEZ, Myles	0.2	3	3	3	2	1	5	7	20
WIEGERT, Cade	0.1	0	0	0	0	1	1	1	5

Win - ELLWANGER, J (1-0). Loss - Batka (0-1). Save - None.
WP - Batka(1); MARTINEZ, M.(1). HBP - by Batka (SANTOS, M.); by ELLWANGER, J (Stuart); by Batka (JAY, G.); by Hellgeth (PENDERGAST,). BK - ELLWANGER, J(1). Pitches/strikes: Batka 92/57; Waters 17/10; Hellgeth 22/9; Brown 21/11; ELLWANGER, J 69/43; MACKAY, C. 12/9; MARTINEZ, M. 20/10; WIEGERT, C. 5/4.

Umpires - HP: John Perez 1B: Mike Anderson 2B: Jon Wolfe 3B: Shawn Elliott
Start: 12:05 pm Time: 2:15 Attendance: 779
Weather: 78* wind SSE 12-16 mph
Batka faced 5 batters in the 5th.
Waters faced 4 batters in the 5th.

February 27, 2024 • Dallas, Texas

OKLAHOMA STATE	4
DBU	14

OSU 4 (4-4)

Player	ab	r	h	rbi	bb	so	po	a	lob
Ehrhard, Zach cf	4	0	0	0	0	2	3	0	2
Benge, Carson rf	3	0	2	0	1	1	3	1	1
Wulfert, Tyler 3b	3	1	0	0	1	0	0	1	0
Schubart, Nolan lf	1	1	0	0	1	1	0	0	1
Smith, Addison 2b	1	0	0	0	0	1	0	0	0
Brueggemann, Colin 1b	3	0	0	0	0	2	3	0	0
Daugherty, Ian c	3	2	2	2	0	0	7	0	0
Ritchie, Kollin dh	2	0	1	1	0	1	0	0	0
Forsythe, Lane ss	3	0	1	1	0	1	1	2	0
Ortiz, Avery 2b/lf	3	0	1	0	0	0	1	0	1
Bogusz, Ryan p	0	0	0	0	0	0	0	0	0
Molsky, Tommy p	0	0	0	0	0	0	0	0	0
Weber, Aaron p	0	0	0	0	0	0	0	0	0
Blake, Drew p	0	0	0	0	0	0	0	0	0
Totals	26	4	7	4	3	9	18	4	5

DBU 14 (8-0)

Player	ab	r	h	rbi	bb	so	po	a	lob
PENDERGAST, Alex rf	4	2	1	1	1	1	2	0	4
SANTOS, Miguel 2b	2	2	1	3	0	0	2	2	0
HUMPHREYS, Nathan cf	4	1	1	1	0	2	0	0	0
JAY, Grant c	3	3	1	2	1	1	9	0	0
MANN, Ethan lf	3	1	1	2	0	1	0	0	0
KRAUSS, Chayton 1b	3	0	0	0	1	1	6	0	1
HEEFNER, Luke ss	4	3	4	1	0	0	1	4	0
DATTALO, Michael 3b	3	1	2	1	0	0	1	1	0
TRYON, Ben dh	4	1	2	1	0	1	0	0	0
WILSON, Nick p	0	0	0	0	0	0	0	0	0
RIDINGS, River p	0	0	0	0	0	0	0	0	0
BENGE, Connor p	0	0	0	0	0	0	0	0	0
PETTITTE, Luke p	0	0	0	0	0	0	0	0	0
Totals	30	14	13	12	3	7	21	7	5

Score by Innings	1	2	3	4	5	6	7	R	H	E
OSU	0	0	0	3	0	1	0	**4**	**7**	**5**
DBU	2	1	1	8	2	0	X	**14**	**13**	**0**

E - Benge, C. 3(3); Schubart(1); Forsythe(1). DP - OSU 1; DBU 2. LOB - OSU 5; DBU 5. 2B - HUMPHREYS, N(4); MANN, E.(4); HEEFNER, L. 2(4). HR - Daugherty(1); SANTOS, M.(5); JAY, G.(4). HBP - Ritchie; SANTOS, M.; DATTALO, M.. SF - SANTOS, M.(1); MANN, E.(1). SB - SANTOS, M.(3).

OSU	ip	h	r	er	bb	so	ab	bf	np
Bogusz, Ryan	3.0	6	8	7	1	4	17	19	64
Molsky, Tommy	1.0	4	4	2	2	1	5	9	37
Weber, Aaron	1.0	1	2	2	0	2	4	5	15
Blake, Drew	1.0	2	0	0	0	0	4	4	19

DBU	ip	h	r	er	bb	so	ab	bf	np
WILSON, Nick	3.0	1	0	0	1	6	10	11	46
RIDINGS, River	0.1	2	3	3	2	1	3	5	25
BENGE, Connor	2.2	3	1	1	0	2	10	11	34
PETTITTE, Luke	1.0	1	0	0	0	0	3	3	9

Win - WILSON, N. (2-0). Loss - Bogusz (0-1). Save - None.
WP - Bogusz(1). HBP - by Bogusz (DATTALO, M.); by Weber, A. (SANTOS, M.); by BENGE, C. (Ritchie). Pitches/strikes: Bogusz 64/40; Molsky 37/23; Weber, A. 15/10; Blake 19/11; WILSON, N. 46/32; RIDINGS, R. 25/14; BENGE, C. 34/27; PETTITTE, L. 9/6.

Umpires - HP: Jared Duerson 1B: Shane Metheny 2B: Jon Wolfe 3B: MarkAnthony Edwards
Start: 6:35pm Time: 2:10 Attendance: 1274
Weather: 78* wind S 12-14 mph
Game notes:
OSU mound visit
Bogusz faced 4 batters in the 4th.