

INDIANA

WOMEN'S BASKETBALL

#14/13 Indiana (18-3, 9-2 B1G) vs. Michigan State (17-5, 7-4 B1G)

Game #22 • Diversity & Inclusion Night

Thursday, February 8, 2024 • Simon Skjodt Assembly Hall • Bloomington, Ind. • 7 p.m. ET

TV: Peacock (Sloane Martin, Aja Ellison) • Radio: B97 FM (Greg Murray) • Live Stats: HoosierStats.com

2023-24 SCHEDULE

Date	Opponent	Time/Result	TV
11/9	EASTERN ILLINOIS	W, 96-43	
11/12	AT 15/13 STANFORD	L, 96-64	
11/17	MURRAY STATE	W, 112-79	
11/19	LIPSCOMB	W, 77-44	
2023 Elevance Health Women's Fort Myers Tip-Off			
11/23	#19/21 TENNESSEE	W, 71-57	
11/25	PRINCETON	W, 72-63	
11/23	MAINE	W, 67-59	
11/3	STETSON	W, 72-34	
12/9	RUTGERS*	W, 66-56	
12/18	EVANSVILLE	W, 109-56	
12/22	BOWLING GREEN	W, 84-35	
12/31	ILLINOIS*	W, 77-71	
1/4	MICHIGAN*	W, 80-59	
1/7	NEBRASKA *	W, 91-69	
1/10	PENN STATE*	W, 75-67	
1/13	#3/3 IOWA*	L, 57-84	
1/17	MINNESOTA*	W, 85-62	
1/21	PURDUE*	W, 74-68	
1/28	NORTHWESTERN*	W, 100-59	
1/31	MARYLAND*	W, 87-73	
2/4	#8/7 OHIO STATE*	L, 69-74	
2/8	MICHIGAN STATE*	7:00 PM	PEACOCK
2/11	PURDUE*	2:00 PM	B1G+
2/14	WISCONSIN*	8:00 PM	PEACOCK
2/19	ILLINOIS*	2:00 PM	FOX
2/22	IOWA*	8:00 PM	PEACOCK
2/27	NORTHWESTERN*	7:00 PM	BTN
3/3	MARYLAND*	3:00 PM	PEACOCK

2024 Big Ten Tournament (Target Center, Minneapolis)

3/6-3/10 TBD

TBD

BTN

All homes games in **BOLD CAPS**

* Big Ten Conference game

All Times Eastern

THE OPENING TIP

No. 14 Indiana hosts Michigan State to try and remain perfect at home this season on Thursday at 7 p.m. ET on Peacock.

PROJECTED STARTERS

Indiana Hoosiers						Michigan State Spartans					
Head Coach: Teri Moren						Head Coach: Robyn Fralick					
IU Record: 218-96 (10th Season)						MSU Record: 208-81 (8th Season)					
Career Record: 417-226 (21st Season)						Career Record: 17-5 (First Season)					
NO.	PLAYER	HT.	POS.	YR.		NO.	PLAYER	HT.	POS.	YR.	
1	Lexus Bargesser	5-9	G	So.		0	DeeDee Hagemann	5-7	G	Jr.	
12	Yarden Garzon	6-3	G	So.		2	Abbey Kimball	5-10	G	So.	
14	Sara Scalia	5-11	G	Sr.*		11	Jocelyn Tate	5-10	G/F	Jr.	
22	Chloe Moore-McNeil	5-11	G	Sr.		22	Moirra Joiner	5-10	G	Gr.	
54	Mackenzie Holmes	6-3	F	Gr.		40	Julia Ayrault	6-2	G	Gr.	

2023-24 ROSTER

#	Name	Ht.	Pos.	Yr.	Hometown/High School/Previous College
1	Lexus Bargesser	5-9	G	So.	Grass Lake, Mich./Grass Lake
5	Lenée Beaumont	6-1	G	Fr.	Lisle, Ill./Benet Academy
12	Yarden Garzon	6-3	G	So.	Ra'anana, Israel/Ostrovsky
14	Sara Scalia	5-10	G	Sr.+	Stillwater, Minn./Stillwater/Minnesota
20	Julianna LaMendola	6-1	G	Fr.	Coppell, Texas/Coppell
21	Henna Sandvik	6-0	G	So.	Helsinki, Finland/Mäkelänrinne
22	Chloe Moore-McNeil	5-11	G	Sr.	Sharon, Tenn./Greenfield
23	Sharnecce Currie-Jelks	6-2	F	So.	Jackson, Tenn./Southside / UT Martin
25	Arielle Wisne	6-5	C	R-Sr.	Thornton, Colo./Horizon
33	Sydney Parrish	6-2	G	Sr.	Fishers, Ind./Hamilton Southeastern / Oregon
52	Lilly Meister	6-3	F	So.	Rochester, Minn./John Marshall
54	Mackenzie Holmes	6-3	F	Gr.	Gorham, Maine/Gorham

Head Coach: Teri Moren

Associate Head Coach: Rhett Wierzba

Assistant Coach/Recruiting Coordinator: Linda Sayavongchanh

Assistant Coach: Amber Smith

Team and Recruitment Coordinator/Assistant Coach: Ali Patberg

Director of Operations: Liz Honegger

Director of Player Development: Briana Schomaeker

Team and Recruitment Analyst: McIntyre Webb

Athletic Trainer: Ben Tate

Graduate Managers: Hannah Barber, Madison Green, Isaiah Specks

Pronunciation Guide

Bargesser – Bar-guess-her

Arielle Wisne Air-e-I Wiss-nee

Garzon – Gare-zone

Moren – MORE-in

Meister – My-stir

Sandvik – Sand-veek

Sayavongchanh – Cy-ya-vong-chen

Scalia – Skal-yuh

Wierzba – Weerz-buh

2023-24 RADIO/TV ROSTER



1 • Lexus Baggeress
Sophomore



5 • Lenée Beaumont
Freshman



12 • Yarden Garzon
Sophomore




14 • Sara Scalia
Senior+



20 • Julianna LaMendola
Freshman



21 • Henna Sandvik
Sophomore



22 • Chloe Moore-McNeil
Senior



23 • Sharnecce Currie-Jelks
Sophomore



25 • Arielle Wisne
Redshirt Senior



33 • Sydney Parrish
Senior




52 • Lilly Meister
Sophomore



54 • Mackenzie Holmes
Graduate Student



Teri Moren
Head Coach



Rhet Wierzba
Associate Head Coach



Linda Sayavongchanh
Assistant Coach/
Recruiting Coordinator



Amber Smith
Assistant Coach



Ali Patberg
Team & Recruitment
Coordinator/Assistant Coach

AGAINST THE SPARTANS

Indiana and Michigan State meet for the only time in the regular season on Thursday. The Hoosiers have won four of the last five and seven of the last 10 in the series dating back to the 2017-18 season. The two teams met twice last season and split the games as the Spartans took the regular season meeting at home and the Hoosiers winning in the Big Ten Tournament quarterfinal.

LAST TIME OUT

The Hoosiers fell at No. 8 Ohio State on Sunday, 74-69. Senior guard Sara Scalia had a team-high 25 points but Indiana committed a season-high 23 turnovers that led to 21 Buckeye points. Three others scored in double figures for IU including 14 points from graduate student forward Mackenzie Holmes and sophomore guard Yarden Garzon.

HOT SHOOTING

Indiana currently owns one of the nation's best shooting percentages at 51.3 percent per game, which ranks third in the country and leads the Big Ten. They have shot 50 percent or better on 11 occasions, shooting 60 percent or better three times this season. It shot a blistering 71.7 percent from the floor as it blew past Evansville on Dec. 18 which set a new single game program record. It marked the highest percentage shot by any NCAA Division I team this season. They also went 56.3 percent from the 3-point line (9-for-16) in the win over the Aces. This season, the Hoosiers are 11-0 when shooting 50 percent or better.

TOP 10 IN ATTENDANCE

Indiana ranks sixth in the nation in average attendance per game, with 9,005 fans in attendance in each game through the first 11 home games. They rank second in the Big Ten in overall attendance and are one of only six programs in the country averaging crowds of 9,000 or more.

WINNING AT HOME

With a win over Northwestern, the Hoosiers improved to 11-0 at home this season. They have the 16th longest home winning streak in the country and the longest in the Big Ten. Additionally, they are just one of 24 teams in NCAA Division I women's basketball to remain undefeated at home this season. Inside Simon Skjodt Assembly Hall, Indiana is averaging 87.9 points per game while shooting 54.9 percent from the floor and limiting opponents to just 55.4 points per game.

SHARING THE SUGAR

The Hoosiers are averaging 18.6 assists through 18 games, which ranks 15th nationally. IU has put up 20 or more assists in 10 games this season and is led by senior guard Chloe Moore-McNeil (4.5) and sophomore guard Yarden Garzon (3.2) in the category while senior guard Sara Scalia has improved in

assists this season, already dishing out 54 total dimes compared to her 50 total last season (2.6 per game).

CHASING THE TOP

Graduate student forward Mackenzie Holmes moved into sole possession of second place in all-time scoring against Stanford and recorded her 2,000th career point in a win over Princeton. She will now turn to chase the all-time scoring record set by Tyra Buss (2014-18) who scored 2,364 points. Holmes (2,320) is now 45 points away from taking over the top spot.

IN THE RECORD BOOKS

Mackenzie Holmes

954 field goals made (1st all-time)
2,320 career points (2nd all-time)
237 career blocks (2nd all-time)
933 career rebounds (5th all-time)
26 career double-doubles (7th all-time)
17 career double-doubles (Big Ten games) (T4th all-time)

MORE OF MACK

Holmes continues to do more of the same for Indiana as she has in the first four years of her career. The Gorham, Maine native is IU's leading scorer with 20.1 points and leading rebounder 7.6 rebounds per game. She's shooting 66.0 percent from the floor, has a team-high 29 blocks and put up double figures in 20 of 21 games. For her career, Holmes is averaging a 63.9 percent field goal percentage - which if the season ended today - would rank first all time (Shirley Bryant (1992-95), 58.6%).

GO OFF, SARA

Scalia has had the hot hand from 3-point range this season. The Stillwater, Minn. native has a team-high 66 3-pointers while shooting a 44.0 percent from beyond the arc. Her 66 makes is now in the top 10 in a single season (9th) and she has connected on three or more triples in 13 games this season. Her clip is 16th in the nation as she currently averages 3.1 triples per game, which puts her on pace to break the single season record for 3-pointers (Amanda Cahill in 2017-18 - 78). Scalia is also contributing a +2.3 assist-to-turnover ratio and dishes out 2.6 assists per game and 4.1 boards per outing.

DO IT ALL, CHLOE

Senior guard Chloe Moore-McNeil continues to be the Hoosiers' floor general along with added scoring to begin conference play. The Greenfield, Tenn. native is averaging a team 12.2 points per game in Big Ten action while dishing out 4.1 assists and 2.9 rebounds. Moore-McNeil is generally tasked with guarding the opponent's leading scorer and has picked up just 18 fouls in 370 minutes of action during league play (one foul every 20.5 minutes).

QUICK FACTS

School.....	Indiana University
Location.....	Bloomington, Ind.
Enrollment.....	48,514
Founded.....	1820
Nickname.....	Hoosiers
Colors.....	Cream and Crimson
Conference.....	Big Ten
Arena (Capacity).....	Simon Skjodt Assembly Hall
University President.....	Pamela Whitten
Athletics Director.....	Scott Dolson

COACHING STAFF

Head Coach.....	Teri Moren
Alma Mater, Year.....	Purdue, 1992
Record at Indiana (Years).....	218-96 (10th year)
Career Record (Years).....	417-226 (21st year)
Associate Head Coach.....	Rhet Wierzb
Assistant Coach.....	Linda Sayavongchanh
Assistant Coach.....	Amber Smith
Assistant Coach/Team & Recruitment Coordinator.....	Ali Patberg
Director of Operations.....	Liz Honegger
Director of Player Development.....	Briana Schomaeker
Team & Recruitment Analyst.....	McIntyre Webb

Basketball Office Phone.....(812) 855-3013

TEAM INFORMATION

Starters Returning/Lost.....	4/1
Letterwinners Returning/Lost.....	9/3

2022-23 IN REVIEW

Overall Record.....	28-4
Big Ten Record (Regular Season Finish).....	16-2(1st)
Postseason Finish.....	NCAA Second Round

TEAM HISTORY

First Year of Women's Basketball.....	1971-72
Record (Years).....	881-666 (51st year)
Big Ten Record (Years).....	333-376 (37th year)
Big Ten Regular-Season Titles.....	2 (1983, 2023)
Big Ten Tournament Titles.....	1 (2002)
NCAA Tournament Appearances (Record).....	9 (9-9)
Last NCAA Tournament Appearance.....	2023
WNIT Championships.....	1 (2018)

ATHLETICS STRATEGIC COMMUNICATIONS

Women's Basketball contact ..	Megan Kramper
Office Phone.....	812-856-4053
Cell Phone.....	618-334-5321
E-mail.....	mkramper@indiana.edu
Mailing Address.....	Athletics Media RelationsAssembly Hall, 1001 East 17th St.Bloomington, IN 47408
Athletics Web Site.....	IUHoosiers.com Women's Basketball
Basketball on Twitter.....	@IndianaWBB
Teri Moren on Twitter.....	@TeriMoren
Basketball on Facebook.....	/IndianaWBB
Basketball on Instagram.....	/IndianaWBB

CAREER BY THE NUMBERS

CAREER DOUBLE-FIGURE SCORING GAMES

Mackenzie Holmes	115
Sydney Parrish*	34
Chloe Moore-McNeil	33
Yarden Garzon	30
Sara Scalia*	30
Lilly Meister	3
Lexus Bargesser	2
Lenée Beaumont	1

CAREER 30-PLUS POINT SCORING GAMES

Mackenzie Holmes	6
Yarden Garzon	1
Sara Scalia*	1

CAREER 20-PLUS POINT SCORING GAMES

Mackenzie Holmes	47
Sara Scalia	8
Yarden Garzon	4
Sydney Parrish*	3
Chloe Moore-McNeil	1

CAREER DOUBLE-DOUBLES

Mackenzie Holmes	26
Sydney Parrish*	8
Chloe Moore-McNeil	2
Yarden Garzon	1

CAREER DOUBLE-FIGURE REBOUNDING GAMES

Mackenzie Holmes	28
Sydney Parrish*	8
Yarden Garzon	3
Chloe Moore-McNeil	1

CAREER FIVE-PLUS ASSIST GAMES

Chloe Moore-McNeil	25
Yarden Garzon	8
Sara Scalia*	5
Lexus Bargesser	2
Sydney Parrish	2

CAREER THREE-PLUS STEALS GAMES

Chloe Moore-McNeil	12
Sydney Parrish*	10
Mackenzie Holmes	8
Sara Scalia*	4
Lexus Bargesser	2
Yarden Garzon	2
Chloe Moore-McNeil	1

CAREER 3-PLUS 3-POINT FG MADE GAMES

Sara Scalia*	23
Yarden Garzon	21
Sydney Parrish*	10
Chloe Moore-McNeil	9

CAREER STARTS

Mackenzie Holmes	106
Chloe Moore-McNeil	55
Yarden Garzon	53
Sydney Parrish*	43
Sara Scalia*	35
Lexus Bargesser	4
Lilly Meister	1

*at Indiana

VERSUS THE OPPONENT

2023-24 STATS (ALL GAMES)

MSU	Category	IU
86.5	Points Per Game	80.2
66.5	Points Allowed Per Game	62.3
20.0	Scoring Margin	18.0
.482	Field Goal Percentage	.513
.421	Opponent FG Percentage	.394
.360	3-Pt. Field Goal Percentage	.719
.421	Opp. 3-Pt. FG Percentage	.311
.747	Free Throw Percentage	.719
36.3	Rebounds Per Game	35.8
2.1	Rebounding Margin	3.9
19.7	Assists Per Game	18.6
11.0	Turnovers Per Game	13.5
9.3	Steals Per Game	6.8
3.8	Blocks Per Game	3.9

ABOUT THE SPARTANS

Michigan State is coming off a 76-65 win over Minnesota at home on Monday night to win its fourth-straight game. Senior guard Moira Joiner led the way against the Gophers with 21 points as she's also the team's leading scorer with 15.2 points per outing. Senior forward Julia Ayrault adds 14.9 points and a team-high 7.5 rebounds. The Spartans are averaging 86.0 points per game, the third-highest scoring offense in the Big Ten.

SERIES HISTORY

Michigan State leads 50-34

LAST MEETING

3/3/23 - W, 94-85 (Minneapolis)

THERE'S SOMETHING ABOUT YARDEN

Sophomore guard Yarden Garzon also continues to be a consistent 3-point threat for the Hoosiers. Following a 70 3-point make season a year ago, Garzon has added 39 triples on 47.0 percent shooting from beyond the arc in her sophomore campaign. She's the team's third leading scorer with 11.7 points per game while also adding 4.1 rebounds, 3.2 assists and shooting 47.7 percent from the floor. The Ra'anana, Israel native has 12 double figure scoring games this season - including the last four-straight games - and also made her 50th career start with IU at Purdue on Jan. 21 (53 total).

LEXIE IN THE LINEUP

Sophomore guard Lexus Bargesser has made four-straight starts for the Hoosiers. The Grass Lake, Mich. native has played in 50 career games for IU in her two seasons and has already matched her offensive production from a season ago. She set a new career-high with nine rebounds against Northwestern where she also dished out four assists and chipped in nine points on 4-for-6 shooting with a career-high six assists at Maryland. Bargesser also added six points, four rebounds and two seals at Ohio State.

IN THE POLLS/NET

IU continued its streak of consecutive poll appearances with the release of the 2023-24 week 14 polls. IU is No. 14 in the Associated Press Top 25 and No. 13 the USA Today/WBCA coaches poll. Consecutive appearances in the polls increased to 90-consecutive weeks in the Associated Press top 25 and 71 weeks in the USA Today/WBCA coaches poll. Additionally, the Hoosiers are No. 13 in the NET rankings.

THREE NAMED TO WATCH LISTS

Three Hoosiers earned spots on preseason and Top 10 watch lists for the 2023-24 season. Indiana is one of three schools to have three players on the lists (LSU and South Carolina).

Yarden Garzon

2024 Cheryl Miller Award preseason watch list and Top 10 (nation's top small forward)

Mackenzie Holmes

2024 Wooden Award preseason Top 50 and midseason Top 25

2024 Jersey Mike's Naismith Trophy watch list

2024 Wade Trophy watch list

2024 Lisa Leslie Award preseason watch list and Top 10 (nation's top center)

Sara Scalia

2024 Ann Meyers Drysdale Award watch list and Top 10 (nation's top shooting guard)

HOLMES NAMED AP PRESEASON ALL-AMERICA

For the first time in program history, Indiana's Mackenzie Holmes was named to the preseason AP All-America team, announced on Oct. 24. She became the program's first ever first team AP All-America in 2022-23 and is a two time All-America from the organization.

TOP 25 POLLS

ASSOCIATED PRESS WEEK 14 POLL February 5th, 2024

Rank	School	Record	Points	Previous
1	South Carolina(35)	21-0	875	1
2	Iowa	21-2	836	3
3	NC State	19-2	802	5
4	Colorado	19-3	743	6
5	Ohio State	19-3	694	8
6	Stanford	20-3	691	4
7	Texas	21-3	628	12
8	Kansas State	20-3	593	2
9	UCLA	17-4	546	7
10	USC	16-4	543	15
11	UConn	19-4	522	11
12	Notre Dame	17-4	455	14
13	LSU	19-4	450	9
14	Indiana	18-3	398	10
15	Louisville	19-3	394	16
16	Virginia Tech	18-4	379	17
17	Oregon State	18-3	322	18
18	Baylor	17-4	317	13
19	Gonzaga	22-2	292	19
20	Utah	17-6	267	20
21	Creighton	18-3	169	22
22	West Virginia	19-2	139	23
23	Syracuse	18-4	106	21
24	Oklahoma	15-6	69	26
25	Princeton	17-3	44	25

Others receiving votes: UNLV 32, North Carolina 22, Fairfield 21, Mississippi State 19, **Tennessee 3**, Florida State 2, Duke 1, **Michigan State 1**

Dropped from rankings: North Carolina 24

2023-24 opponents in **bold**

USA TODAY/WBCA COACHES WEEK 14 POLL FEBRUARY 6, 2024

Rank	School	Record	Points	Prev.
1	South Carolina(32)	21-0	800	1
2	Iowa	21-2	765	4
3	NC State	20-2	732	5
4	Colorado	19-3	680	6
5	Ohio State	19-3	667	7
6	Stanford	20-3	634	3
7	Kansas State	20-3	566	2
8	Texas	21-3	540	14
9	UConn	19-4	526	10
10	UCLA	17-4	510	8
11	USC	16-4	455	15
12	LSU	19-4	451	11
13	Indiana	18-3	415	9
14	Notre Dame	17-4	376	16
15	Louisville	19-4	370	12
16	Gonzaga	22-2	314	17
17	Baylor	17-4	287	13
18	Virginia Tech	18-4	285	18
19	Oregon State	18-3	258	19
20	Creighton	18-3	181	21
21	Utah	17-6	173	20
22	West Virginia	19-2	156	22
23	Syracuse	18-4	79	23
24	Princeton	17-3	68	25
25	UNLV	19-2	28	NR

Others receiving votes: Oklahoma 26, **Michigan State 15**, Ball State 14, Fairfield 8, Saint Joseph's 5, Mississippi State 5, North Carolina 5, Florida State 3, Marquette 2, **Tennessee 1**

Dropped from rankings: North Carolina 24

2023-24 opponents in **bold**

STREAKS

TEAM

Current Streak Lost 1
Current Home Streak Won 11
Current Road Streak Lost 1
Current Conference Streak Lost 1

INDIVIDUAL

Consecutive Games With a Point
53 Garzon
Consecutive Games With a Rebound
22 Holmes
Consecutive Games With Double Digit Scoring
19 Holmes
Consecutive Games With an Assist
53 Moore-McNeil
Consecutive Games With a Block
1 Holmes

SEASON

Wins 13, (11/17/23-1/13/24)
Home Wins 11, (11/9/23-present)
Road Wins 3, (11/30/23-present)
Conference Wins 6, (12/9/23-1/13/24)

SEASON DOUBLE-DOUBLES

Mackenzie Holmes (6)

vs. Murray State
20 points, 10 rebounds
vs. Evansville
22 points, 10 rebounds
vs. Bowling Green
22 points, 10 rebounds
vs. Penn State
21 points, 13 rebounds
vs. Northwestern
27 points, 11 rebounds
at Maryland
23 points, 10 rebounds

Sydney Parrish (2)

vs. Maine
17 points, 10 rebounds
at Rutgers
14 points, 10 rebounds

THE HOOSIERS WHEN...

Home.....	11-0
Away.....	5-3
Neutral.....	2-0
Playing in overtime.....	0-0
Leading at half.....	16-0
Trailing at half.....	2-3
Tied at half.....	0-0
IU outrebounds an opponent.....	14-1
IU gets outrebounded.....	3-2
Ties in rebounds.....	1-0
IU shoots 50 percent or better.....	11-0
IU shoots less than 50 percent.....	7-3
Opponent shoots 50 percent or better.....	0-1
Opponent shoots less than 50 percent.....	18-3
IU shoots 70 percent or better from FT line.....	10-2
IU shoots less than 70 percent from FT line.....	8-2
Opponent shoots 70 percent or better from FT line.....	7-3
Opponent shoots less than 70 percent from FT line.....	11-1
IU makes more free throws than opponent.....	11-2
IU makes less free throws than opponent.....	5-2
IU is equal in free throws as opponent.....	2-0
IU hits 5 or less 3-pointers.....	5-1
IU hits 6-9 3-pointers.....	8-2
IU hits 10+ 3-pointers.....	5-1
IU scores 59 points or fewer.....	0-3
IU scores between 60-69 points.....	2-2
IU scores between 70-79 points.....	7-0
IU scores between 80-89 points.....	4-1
IU scores 90+ points.....	5-1
Holding opponent to 59 points or fewer.....	10-1
Holding opponent to between 60-69 points.....	5-0
Opponent scores 70 or more points.....	3-4
IU wins offensive glass.....	6-1
IU loses offensive glass.....	10-2
Ties offensive glass.....	2-0
IU wins defensive glass.....	16-1
IU loses defensive glass.....	0-2
Ties defensive glass.....	2-0
IU has 12 or fewer turnovers.....	9-0
IU has more than 12 turnovers.....	8-3
Leading with five minutes left in regulation.....	17-0
Trailing with five minutes left in regulation.....	0-3
Tied with five minutes left in regulation.....	0-0
Three IU players score in double figures.....	7-1
Four IU players score in double figures.....	7-1
Five IU players score in double figures.....	1-0
Six IU players score in double figures.....	1-0
Margin is 5 points or fewer.....	0-1
Margin is 6-10 points.....	6-0
Margin is 11-20 points.....	2-0
Margin is 21 or more points.....	10-2
Playing on Monday.....	1-0
Playing on Tuesday.....	0-0
Playing on Wednesday.....	3-0
Playing on Thursday.....	3-0
Playing on Friday.....	2-0
Playing on Saturday.....	2-1
Playing on Sunday.....	6-2
Playing in November.....	6-1
Playing in December.....	5-0
Playing in January.....	7-1
Playing in February.....	0-1
Playing in March.....	0-0
Night Games.....	11-1
Day Games.....	7-2

THE LAST TIME

THE LAST TIME AN INDIANA TEAM

Scored 100 Points	100, vs. Northwestern (1/28/24)
Scored 90 Points	91, at Nebraska (1/7/24)
Scored Fewer than 60 Points	58, vs. UCONN (3/26/22)
Scored Fewer than 50 Points	46, at Michigan State (12/28/17)
Won by 100 Points	Never
Won by 30 Points or More	41, vs. Northwestern (1/28/24)
Shot 65 pct from the floor	71.7, vs. Evansville (12/18/23)
Shot 60 pct from the floor	60.7, at Nebraska (1/7/24)
Shot 50 pct from the floor	53.6, vs. Northwestern (1/28/24)
Shot less than 35 pct from the floor	34.9, at Stanford (11/12/23)
Shot 50 pct from 3-point range	65.2, at Purdue (1/21/24)
Made 10 3-point field goals	15, at Purdue (1/21/24)
Shot 75 pct from the FT line (min. 5 made)	78.6, at Maryland (1/31/24)
Shot less than 50 pct from the FT line	18.2, vs. EIU (11/9/23)
Had 70 or more Rebounds	Never
Had 60-70 Rebounds	61, vs. Nebraska (12/20/20)
Had 50-60 Rebounds	50, at Wisconsin (2/24/21)
Had 30 Offensive Rebounds	Never
Had 20 Offensive Rebounds	23, vs. Nebraska (12/20/20)
Had 40 or more Assists	Never
Had 30-40 Assists	Never
Had 20-29 Assists	22, at Nebraska (1/7/24)
Had 20 Turnovers	23, vs. Ohio St. (2/4/24)
Had less than 10 Turnovers	8, vs. Murray State (11/17/23)
Had 5 or less Turnovers	2, at Penn State (1/7/21)
Had 10-20 Steals	11, vs. Penn St. (1/10/24)
Had 20 or More Steals	24, vs. Ball State (1991)
Had 15 Blocked Shots	Never
Had 10 Blocked Shots	11, vs. Tennessee Tech (3/18/23)
Had two 30-point scorers	Never
Had three 20-point scorers	Never
Had two 20-point scorers	Holmes (23), Scalia (22), at Maryland (1/31/24)
Had seven double-figure scorers	Never
Had six double-figure scorers	vs. Northwestern (1/28/24)
Had five double-figure scorers	vs. Murray State (11/17/23)
Had four double-figure scorers	at Maryland (1/31/24)
Had no players score in double figures	at Michigan (2/18/15)
Had two double-figure rebounders	Parrish (11), Garzon (10), vs. Ohio State (1/26/23)
Had three double-figure rebounders	Never
Had three with double-doubles	Never
Had two with double-doubles	Parrish and Berger (vs. Purdue 2/19/23)
Had two with double figure assists	Never
Scored 70 points or more in the first half	Never
Scored 60 points or more in first half	62, vs. Nicholls State (11/10/19)
Scored 50 points or more in first half	52, at Maryland (1/31/24)
Scored 60 pts or more in second half	60, vs. Murray State (11/17/23)
Scored 50 points or more in the second half	50, vs. Northwestern (1/28/24)
Scored 20 points or less in first half	Never
Scored 20 points or less in second half	Never
Failed to make a 3-point field goal	vs. Arizona (3/29/21)
Defeated a ranked team	vs. 19/21 Tennessee (11/23/23)
Defeated a top 10 team	vs. 5/6 Iowa (2/9/23)
Lost to a ranked team	at 3/3 Iowa (1/13/24)
Lost to an unranked team	vs. Miami (3/20/23)
Lost to an unranked team at home	vs. Miami (3/20/23)
Lost a regular season, non-conference game	at Stanford (11/12/23)
Lost a regular season, non-conference home game	vs. NC State (12/2/21)
Won an overtime game	vs. Nebraska (1/1/23)
Lost an overtime game	vs. Northwestern (69-71, 1/16/20)
Won a double-overtime game	vs. Minnesota (80-77, 1/17/08)
Lost a double-overtime game	at Iowa (85-91, 1/12/20)
Won a triple-overtime game	Never
Lost a triple-overtime game	Never
Won a quadruple-overtime game	vs. Michigan State (3/1/18)
Lost a quadruple-overtime game	Never

THE LAST TIME AN INDIANA INDIVIDUAL

Recorded a Triple-Double (Pts/Reb/Ast) ..	Grace Berger (17, 11, 10) vs. Penn St. (2/10/21)
Recorded a Triple-Double (Pts/Reb/Blk) ..	Never

Recorded a Double-Double (Pts/Reb) ..	Mackenzie Holmes (23, 10 at Maryland 1/31/24)
Recorded a Double-Double (Pts/Ast) ..	Chloe Moore-McNeil (19, 11 vs. Michigan St. 3/3/23)
Recorded a Double-Double (Reb/Ast) ..	Never
Recorded a Double-Double (Pts/Blk) ..	Never
Had a 30/10 Performance (Pts/Reb) ..	Mackenzie Holmes (27, 11 vs. Northwestern 1/28/24)
Had a 20/10 Performance (Pts/Ast) ..	Tyra Buss (28, 11 vs. Arkansas State, 11/11/17)
Had a 20/10 Performance (Pts/Reb) ..	Mackenzie Holmes (20, 10) vs. Murray State (11/17/23)
Had a 20/20 Performance (Pts/Reb) ..	Never
Had a 30/20 Performance (Pts/Reb) ..	Jill Chapman (35, 21 vs. Ball State 12/4/99)
Had a 40/20 Performance (Pts/Reb) ..	Never
Scored 50 Points ..	Never
Scored 40 Points ..	40, Karna Abram, vs. Michigan State (1987)
Scored 30 Points ..	30, Mackenzie Holmes vs. Illinois (12/23/31)
Had 20 Rebounds ..	20, Alexis Gassion, vs. Oakland (12/17/16)
Had 15 Rebounds ..	15, Kym Royster, vs. Southern (11/14/17)
Had 10 Assists ..	11, Chloe Moore-McNeil, vs. Michigan St. (3/3/23)
Had 5 Steals ..	5, Sydney Parrish, at Minnesota (2/1/23)
Had 5 Blocked Shots ..	5, Mackenzie Holmes, vs. Michigan (2/16/23)
Had 10 Blocked Shots ..	10, Quacy Barnes, vs. Youngstown State, (1997)

THE LAST TIME AN INDIANA OPPONENT

Scored 100 Points ..	Michigan State (109, 3/1/18)
Scored 90 Points ..	Stanford (96, 11/12/23)
Scored Fewer than 60 Points ..	Northwestern (59, 1/28/24)
Scored Fewer than 50 Points ..	Lipscomb (44, 11/19/23)
Scored Fewer than 40 Points ..	Bowling Green (35, 12/22/23)
Scored Fewer than 30 Points ..	Morehead State (24, 12/18/22)
Won by 30 Points ..	Stanford (32, 11/12/23)
Shot 65 pct from the floor ..	Never
Shot 60 pct from the floor ..	Ohio State (63.1%, 1/8/15)
Shot 50 pct from the floor ..	Stanford (50.0, 11/12/23)
Shot less than 35 pct from the floor ..	Bowling Green (23.3%, 12/22/23)
Shot 50 pct from 3-point range ..	Michigan (50.0%, 1/23/23)
Shot less than 35 pct from 3-point range ..	Penn State (30.0, 1/10/24)
Made 10 3-point field goals ..	Stanford (11, 11/12/23)
Shot 75 pct from FT line (min. 5 made) ..	Maryland (81.8%, 1/31/24)
Shot less than 50 pct from the FT line ..	Morehead State (25.0%, 12/18/22)
Had 50 Rebounds ..	Stanford (50, 11/12/23)
Had 20 Offensive Rebounds ..	South Carolina (20, 11/28/19)
Had 20 Assists ..	Iowa (21, 3/6/22)
Had 20 Turnovers ..	Evansville (20, 12/18/23)
Had less than 10 Turnovers ..	Miami (7, 3/20/23)
Had 10 Steals ..	Illinois (10, 12/31/23)
Had 10 Blocked Shots ..	Michigan St. (13, 12/29/22)
Had two 20-point scorers ..	Michigan (1/23/22)
Had two double-figure rebounders ..	Stanford (11/12/23)
Had no players in double figures ..	Morehead State (12/18/22)
Scored 50 points or more in first half ..	Never
Scored 50 points or more in the second half ..	Ohio State (53, 3/4/23)
Scored 20 points or less in first half ..	Minnesota (20, 2/1/23)
Scored 20 points or less in second half ..	Morehead State (12, 12/18/22)
Failed to make a 3-point field goal ..	Bowling Green (12/22/23)

THE LAST TIME AN OPPONENT INDIVIDUAL

Had a 30/10 Performance (Pts/Reb) ..	Monika Czinano, Iowa (30,10 3/6/22)
Had a 20/10 Performance (Pts/Reb) ..	Brink + Iriaften, Stanford (20, 17 + 20, 11, 11/12/23)
Scored 20 Points ..	Jakia Brown-Turner, Maryland (22, 1/31/24)
Scored 30 Points ..	Caitlin Clark, Iowa (30, 1/13/24)
Scored 40 Points ..	N/A*
Had 20 Rebounds ..	Cameron Brink, Stanford (22, 11/25/21)
Had 15 Rebounds ..	Angel Reese, Maryland (16, 2/25/22)
Had 10 Assists ..	Caitlin Clark, Iowa (10, 2/9/23)
Had 5 Steals ..	DeeDee Hagemann, MSU (5, 12/29/22)
Had 5 Blocked Shots ..	Cameron Brink, Stanford (11/25/21)
*Records available beginning in 2008-09	

2023-24 OVERALL STATISTICS

Game Records

Record	Overall	Home	Away	Neutral
ALL GAMES	18-3	11-0	5-3	2-0
CONFERENCE	9-2	5-0	4-2	0-0
NON-CONFERENCE	9-1	6-0	1-1	2-0

Score by Periods

Team	1st	2nd	3rd	4th	OT	TOT
Indiana	425	432	404	424	0	1685
Opponents	309	321	347	331	0	1308

Team Box Score

No.	Player				Total		3-Point		F-Throw		Rebounds											
		GP-GS	MIN	AVG	FG-FGA	FG%	3FG-3FGA	3FG%	FT-FTA	FT%	OFF	DEF	TOT	AVG	PF	DQ	A	TO	BLK	STL	PTS	AVG
54	HOLMES, Mackenzie	21-21	596:31	28.4	171-259	.660	1-6	.167	80-110	.727	51	108	159	7.6	51	0	32	60	29	19	423	20.1
14	SCALIA, Sara	21-21	668:11	31.8	106-244	.434	66-150	.440	57-65	.877	7	78	85	4.0	25	0	54	23	1	21	335	16.0
12	GARZON, Yarden	21-21	603:38	28.7	93-195	.477	39-83	.470	20-29	.690	14	73	87	4.1	59	1	67	51	10	20	245	11.7
33	PARRISH, Sydney	17-17	464:15	27.3	62-140	.443	33-84	.393	27-35	.771	13	86	99	5.8	38	0	41	24	9	16	184	10.8
22	MOORE-MCNEIL, Chloe	21-21	648:19	30.9	77-165	.467	21-58	.362	34-46	.739	9	51	60	2.9	33	0	95	39	10	31	209	10.0
52	MEISTER, Lilly	21-0	225:31	10.7	39-52	.750	0-1	.000	10-15	.667	13	48	61	2.9	31	0	8	14	7	3	88	4.2
1	BARGESSER, Lexus	21-4	441:56	21.0	32-67	.478	3-9	.333	11-27	.407	12	39	51	2.4	38	1	55	24	7	21	78	3.7
5	BEAUMONT, Lenée	21-0	223:58	10.7	28-52	.538	4-16	.250	17-25	.680	0	14	14	0.7	12	0	15	9	0	2	77	3.7
20	LAMENDOLA, Julianna	19-0	182:43	9.6	12-30	.400	2-12	.167	2-5	.400	9	30	39	2.1	22	0	13	17	7	5	28	1.5
21	SANDVIK, Henna	15-0	120:49	8.1	5-17	.294	1-10	.100	3-6	.500	2	11	13	0.9	13	0	10	9	1	3	14	0.9
23	CURRIE-JELKS, Sharnecce	3-0	08:29	2.8	1-1	1.000	0-0	.000	0-0	.000	0	1	1	0.3	0	0	0	0	0	0	2	0.7
25	WISNE, Arielle	6-0	15:39	2.6	1-1	1.000	0-0	.000	0-0	.000	2	4	6	1.0	1	0	1	2	0	1	2	0.3
Team											36	40	76					12				
Total		21	4200		627-1223	.513	170-429	.396	261-363	.719	168	583	751	35.8	323	2	391	284	81	142	1685	80.2
Opponents		21	4200		495-1256	.394	116-373	.311	202-291	.694	201	469	670	31.9	385	6	225	313	56	115	1308	62.3

Team Statistics

	IND	OPP
Scoring	1685	1308
Points per game	80.2	62.3
Scoring margin	+18.0	-
Field goals-att	627-1223	495-1256
Field goal pct	.513	.394
3 point fg-att	170-429	116-373
3-point FG pct	.396	.311
3-pt FG made per game	8.1	5.5
Free throws-att	261-363	202-291
Free throw pct	.719	.694
F-Throws made per game	12.4	9.6
Rebounds	751	670
Rebounds per game	35.8	31.9
Rebounding margin	+3.9	-
Assists	391	225
Assists per game	18.6	10.7
Turnovers	284	313
Turnovers per game	13.5	14.9
Turnover margin	+1.4	-
Assist/turnover ratio	1.4	0.7
Steals	142	115
Steals per game	6.8	5.5
Blocks	81	56
Blocks per game	3.9	2.7
Winning streak	0	-
Home win streak	11	-
Attendance	99059	66306
Home games-Avg/Game	11-9005	8-8288
Neutral site-Avg/Game	-	2-913

Team Results

Date	Opponent		Score	Att.
11/09/2023	Eastern Ill.	W	96-43	8380
11/12/2023	at Stanford	L	64-96	3678
11/17/2023	Murray St.	W	112-79	8432
11/19/2023	Lipscomb	W	77-44	8572
11/23/2023	vs Tennessee	W	71-57	1314
11/25/2023	vs Princeton	W	72-63	511
11/30/2023	at Maine	W	67-59	5983
12/03/2023	Stetson	W	72-34	8789
12/09/2023	at Rutgers	W	66-56	3525
12/18/2023	Evansville	W	109-56	8227
12/22/2023	Bowling Green	W	84-35	9067
12/31/2023	Illinois	W	77-71	11600
01/04/2024	Michigan	W	80-59	8723
01/07/2024	at Nebraska	W	91-69	9059
01/10/2024	Penn St.	W	75-67	8516
01/13/2024	at Iowa	L	57-84	14998
01/17/2024	Minnesota	W	85-62	7977
01/21/2024	at Purdue	W	74-68	11796
01/28/2024	Northwestern	W	100-59	10776
01/31/2024	at Maryland	W	87-73	7137
02/04/2024	at Ohio St.	L	69-74	10130

2023-24 BIG TEN STATISTICS

Game Records

Record	Overall	Home	Away	Neutral
ALL GAMES	9-2	5-0	4-2	0-0
CONFERENCE	9-2	5-0	4-2	0-0
NON-CONFERENCE	0-0	0-0	0-0	0-0

Score by Periods

Team	1st	2nd	3rd	4th	OT	TOT
Indiana	223	230	190	218	0	861
Opponents	179	171	196	196	0	742

Team Box Score

No.	Player				Total		3-Point		F-Throw		Rebounds												
		GP-GS	MIN	AVG	FG-FGA	FG%	3FG-3FGA	3FG%	FT-FTA	FT%	OFF	DEF	TOT	AVG	PF	DQ	A	TO	BLK	STL	PTS	AVG	
54	HOLMES, Mackenzie	11-11	330:43	30.1	99-146	.678	1-2	.500	46-62	.742	33	58	91	8.3	34	0	17	39	15	14	245	22.3	
14	SCALIA, Sara	11-11	385:25	35.0	47-126	.373	32-83	.386	33-40	.825	4	41	45	4.1	14	0	28	17	1	9	159	14.5	
33	PARRISH, Sydney	7-7	229:08	32.7	34-63	.540	19-38	.500	12-16	.750	7	34	41	5.9	18	0	17	11	5	10	99	14.1	
22	MOORE-MCNEIL, Chloe	11-11	370:55	33.7	47-97	.485	11-30	.367	29-37	.784	4	28	32	2.9	18	0	46	25	5	12	134	12.2	
12	GARZON, Yarden	11-11	327:16	29.8	41-89	.461	23-48	.479	9-15	.600	5	46	51	4.6	32	0	28	33	6	11	114	10.4	
52	MEISTER, Lilly	11-0	112:21	10.2	15-22	.682	0-0	.000	10-13	.769	5	17	22	2.0	14	0	4	5	3	3	40	3.6	
1	BARGESESSER, Lexus	11-4	247:45	22.5	11-28	.393	1-4	.250	6-14	.429	4	22	26	2.4	21	1	30	14	2	12	29	2.6	
5	BEAUMONT, Lenée	11-0	93:12	8.5	8-18	.444	0-4	.000	5-7	.714	0	4	4	0.4	8	0	7	5	0	1	21	1.9	
20	LAMENDOLA, Julianna	10-0	73:52	7.4	6-13	.462	1-4	.250	1-2	.500	3	12	15	1.5	11	0	8	7	2	3	14	1.4	
21	SANDVIK, Henna	6-0	27:45	4.6	2-3	.667	0-1	.000	2-2	1.000	1	2	3	0.5	4	0	3	0	0	0	6	1.0	
25	WISNE, Arielle	1-0	01:38	1.6	0-0	.000	0-0	.000	0-0	.000	0	0	0	0.0	0	0	0	0	0	0	0	0.0	
Team											16	14	30					8					
Total		11	2200		310-605	.512	88-214	.411	153-208	.736	82	278	360	32.7	174	1	188	164	39	75	861	78.3	
Opponents		11	2200		282-646	.437	62-168	.369	116-172	.674	100	233	333	30.3	204	4	138	162	31	63	742	67.5	

Team Statistics

	IND	OPP
Scoring	861	742
Points per game	78.3	67.5
Scoring margin	+10.8	-
Field goals-att	310-605	282-646
Field goal pct	.512	.437
3 point fg-att	88-214	62-168
3-point FG pct	.411	.369
3-pt FG made per game	8.0	5.6
Free throws-att	153-208	116-172
Free throw pct	.736	.674
F-Throws made per game	13.9	10.5
Rebounds	360	333
Rebounds per game	32.7	30.3
Rebounding margin	+2.5	-
Assists	188	138
Assists per game	17.1	12.5
Turnovers	164	162
Turnovers per game	14.9	14.7
Turnover margin	-0.2	-
Assist/turnover ratio	1.1	0.9
Steals	75	63
Steals per game	6.8	5.7
Blocks	39	31
Blocks per game	3.5	2.8
Winning streak	0	-
Home win streak	5	-
Attendance	47592	56645
Home games-Avg/Game	5-9518	6-9441
Neutral site-Avg/Game	-	0-0

Team Results

Date	Opponent		Score	Att.
12/09/2023	at Rutgers	W	66-56	3525
12/31/2023	Illinois	W	77-71	11600
01/04/2024	Michigan	W	80-59	8723
01/07/2024	at Nebraska	W	91-69	9059
01/10/2024	Penn St.	W	75-67	8516
01/13/2024	at Iowa	L	57-84	14998
01/17/2024	Minnesota	W	85-62	7977
01/21/2024	at Purdue	W	74-68	11796
01/28/2024	Northwestern	W	100-59	10776
01/31/2024	at Maryland	W	87-73	7137
02/04/2024	at Ohio St.	L	69-74	10130

BIG TEN STANDINGS

TEAM	BIG	PCT.	OVERALL	PCT.
Iowa	10-1	.909	21-2	.913
Ohio State	10-1	.909	19-3	.864
Indiana	9-2	.818	18-3	.857
Penn St.	7-4	.636	16-6	.727
Michigan St	6-4	.600	16-5	.762
Michigan	6-5	.545	15-8	.652
Nebraska	6-5	.545	14-8	.636
Minnesota	4-6	.400	14-7	.667
Illinois	4-6	.400	10-10	.500
Maryland	4-7	.364	12-10	.545
Wisconsin	3-8	.273	10-11	.476
Northwestern	3-8	.273	8-14	.364
Purdue	2-8	.200	9-12	.429
Rutgers	1-10	.091	7-17	.292

BIG TEN STATS (AS OF 2-6-24)

TEAM	
Scoring Offense	80.2, 6th
Scoring Defense	62.3, 3rd
Scoring Margin	+18.0, 4th
Field Goal %	.513, 1st
Opp Field Goal %	.394, 2nd
3PT FG %	.396, 2nd
Opp 3PT FG %	.311, 6th
3PT FG Made Per Game	8.1, 4th
Team Defensive Rebounds	27.8, 3rd
Rebounding Margin	3.9, 5th
Turnover Margin	+1.38, 9th
Assist/Turnover Ratio	+1.38, 3rd
Blocked Shots	3.86, 5th
Assists	18.62, 3rd
Attendance (per game)	9,005, 2nd

INDIVIDUAL

Scoring	Mackenzie Holmes	20.1, 2nd
Rebounding	Mackenzie Holmes	7.5, 6th
Field Goal %	Mackenzie Holmes	66.0, 1st
3PT FG %	Sara Scalia	44.0, 2nd
FT %	Sara Scalia	87.7, 2nd
3PT FG PG	Sara Scalia	3.1, 2nd
Assists	Chloe Moore-McNeil	4.5, 8th
Assist/Turnover Ratio	Chloe Moore-McNeil	+2.4, 3rd
Blocks	Mackenzie Holmes	1.4, 4th

NCAA STATS (AS OF 2-6-24)

TEAM	
Assist/ Turnover	1.38, 15th
Assists Per Game	18.6, 15th
FG %	51.3, 3rd
Scoring Margin	18.0, 18th
Scoring Offense	80.2, 20th
3PT FG %	39.6, 5th
Turnovers Per Game	13.5, 46th

INDIVIDUAL

Assist-Turnover Ratio	Chloe Moore-McNeil	+2.44, 33rd
FG %	Mackenzie Holmes	66.0, 4th
Field Goals Made	Mackenzie Holmes	171, 13th
Points	Mackenzie Holmes	423, 26th
Points Per Game	Mackenzie Holmes	20.1, 24th
3PT FG %	Sara Scalia	44.0, 16th
3PT Made	Sara Scalia	66, 11th
3PT Per Game	Sara Scalia	3.14, 7th

2023-24 HOME GAME STATISTICS ONLY

No.	Player	Total					3-Point		F-Throw		Rebounds				PF		DQ		A		TO		BLK		STL		PTS		AVG
		GP-GS	MIN	AVG	FG-FGA	FG%	3FG-3FGA	3FG%	FT-FTA	FT%	OFF	DEF	TOT	AVG	PF	DQ	A	TO	BLK	STL	PTS	AVG							
54	HOLMES, Mackenzie	11-11	273:39	24.9	95-134	.709	0-0	.000	51-70	.729	27	63	90	8.2	21	0	14	28	17	11	241	21.9							
14	SCALIA, Sara	11-11	308:44	28.1	55-121	.455	36-76	.474	29-32	.906	1	33	34	3.1	13	0	26	10	0	13	175	15.9							
12	GARZON, Yarden	11-11	285:09	25.9	55-99	.556	18-39	.462	6-9	.667	4	42	46	4.2	30	0	40	16	5	11	134	12.2							
33	PARRISH, Sydney	10-10	246:40	24.7	30-71	.423	18-47	.383	16-20	.800	4	52	56	5.6	20	0	29	15	4	8	94	9.4							
22	MOORE-MCNEIL, Chloe	11-11	291:14	26.5	36-75	.480	8-21	.381	19-24	.792	4	26	30	2.7	11	0	45	17	5	17	99	9.0							
52	MEISTER, Lilly	11-0	148:23	13.5	31-42	.738	0-0	.000	7-11	.636	12	38	50	4.5	16	0	4	8	6	2	69	6.3							
5	BEAUMONT, Lenée	11-0	151:20	13.8	19-33	.576	3-7	.429	15-21	.714	0	9	9	0.8	7	0	11	5	0	1	56	5.1							
1	BARGESSER, Lexus	11-1	233:25	21.2	22-41	.537	2-5	.400	9-24	.375	10	21	31	2.8	18	1	30	15	5	11	55	5.0							
20	LAMENDOLA, Julianna	11-0	136:44	12.4	11-25	.440	2-11	.182	2-5	.400	5	23	28	2.5	17	0	9	13	7	5	26	2.4							
21	SANDVIK, Henna	9-0	100:35	11.2	5-15	.333	1-8	.125	3-6	.500	2	8	10	1.1	13	0	10	7	1	3	14	1.6							
23	CURRIE-JELKS, Sharnecce	3-0	08:29	2.8	1-1	1.000	0-0	.000	0-0	.000	0	1	1	0.3	0	0	0	0	0	0	2	0.7							
25	WISNE, Arielle	6-0	15:39	2.6	1-1	1.000	0-0	.000	0-0	.000	2	4	6	1.0	1	0	1	2	0	1	2	0.3							
Team											21	16	37					4											
Total		11	2200		361-658	.549	88-214	.411	157-222	.707	92	336	428	38.9	167	1	219	140	50	83	967	87.9							
Opponents		11	2200		230-652	.353	45-175	.257	104-158	.658	97	234	331	30.1	219	3	93	181	26	54	609	55.4							

2023-24 AWAY GAME STATISTICS ONLY

No.	Player	Total					3-Point		F-Throw		Rebounds				PF			DQ			A			TO			BLK			STL			PTS			AVG
		GP-GS	MIN	AVG	FG-FGA	FG%	3FG-3FGA	3FG%	FT-FTA	FT%	OFF	DEF	TOT	AVG	PF	DQ	A	TO	BLK	STL	PTS	AVG														
54	HOLMES, Mackenzie	8-8	259:17	32.4	60-98	.612	1-5	.200	24-34	.706	20	35	55	6.9	25	0	13	27	10	8	145	18.1														
33	PARRISH, Sydney	5-5	165:36	33.1	27-54	.500	12-27	.444	11-15	.733	9	28	37	7.4	10	0	9	7	3	8	77	15.4														
14	SCALIA, Sara	8-8	286:52	35.9	37-96	.385	23-61	.377	25-30	.833	4	36	40	5.0	9	0	20	12	1	6	122	15.3														
22	MOORE-MCNEIL, Chloe	8-8	288:31	36.1	34-75	.453	11-33	.333	15-20	.750	4	18	22	2.8	18	0	40	17	5	11	94	11.8														
12	GARZON, Yarden	8-8	252:13	31.5	27-70	.386	14-35	.400	12-18	.667	7	23	30	3.8	23	1	19	31	5	8	80	10.0														
1	BARGESSER, Lexus	8-3	173:54	21.7	10-22	.455	1-3	.333	2-3	.667	2	15	17	2.1	17	0	20	7	1	9	23	2.9														
5	BEAUMONT, Lenée	8-0	58:47	7.3	9-18	.500	1-8	.125	2-4	.500	0	3	3	0.4	5	0	4	4	0	1	21	2.6														
52	MEISTER, Lilly	8-0	60:43	7.6	4-6	.667	0-1	.000	3-4	.750	1	6	7	0.9	11	0	4	3	1	1	11	1.4														
20	LAMENDOLA, Julianna	6-0	35:32	5.9	1-5	.200	0-1	.000	0-0	.000	1	5	6	1.0	4	0	3	2	0	0	2	0.3														
21	SANDVIK, Henna	5-0	18:35	3.7	0-1	.000	0-1	.000	0-0	.000	0	3	3	0.6	0	0	0	2	0	0	0	0.0														
Team											12	19	31					7																		
Total		8	1600		209-445	.470	63-175	.360	94-128	.734	60	191	251	31.4	122	1	132	119	26	52	575	71.9														
Opponents		8	1600		217-480	.452	61-166	.367	84-111	.757	80	186	266	33.3	137	3	115	108	24	45	579	72.4														

2023-24 NEUTRAL SITE STATISTICS ONLY

No.	Player	Total					3-Point		F-Throw		Rebounds				PF		DQ		A		TO		BLK		STL		PTS		AVG	
		GP-GS	MIN	AVG	FG-FGA	FG%	3FG-3FGA	3FG%	FT-FTA	FT%	OFF	DEF	TOT	AVG	PF	DQ	A	TO	BLK	STL	PTS	AVG								
14	SCALIA, Sara	2-2	72:35	36.3	14-27	.519	7-13	.538	3-3	1.000	2	9	11	5.5	3	0	8	1	0	2	38	19.0								
54	HOLMES, Mackenzie	2-2	63:35	31.8	16-27	.593	0-1	.000	5-6	.833	4	10	14	7.0	5	0	5	5	2	0	37	18.5								
12	GARZON, Yarden	2-2	66:16	33.1	11-26	.423	7-9	.778	2-2	1.000	3	8	11	5.5	6	0	8	4	0	1	31	15.5								
22	MOORE-MCNEIL, Chloe	2-2	68:35	34.3	7-15	.467	2-4	.500	0-2	.000	1	7	8	4.0	4	0	10	5	0	3	16	8.0								
33	PARRISH, Sydney	2-2	51:59	26.0	5-15	.333	3-10	.300	0-0	.000	0	6	6	3.0	8	0	3	2	2	0	13	6.5								
52	MEISTER, Lilly	2-0	16:25	8.2	4-4	1.000	0-0	.000	0-0	.000	0	4	4	2.0	4	0	0	3	0	0	8	4.0								
1	BARGESSER, Lexus	2-0	34:36	17.3	0-4	.000	0-1	.000	0-0	.000	0	3	3	1.5	3	0	5	2	1	1	0	0.0								
20	LAMENDOLA, Julianna	2-0	10:27	5.2	0-0	.000	0-0	.000	0-0	.000	3	2	5	2.5	1	0	1	2	0	0	0	0.0								
5	BEAUMONT, Lenée	2-0	13:51	6.9	0-1	.000	0-1	.000	0-0	.000	0	2	2	1.0	0	0	0	0	0	0	0	0.0								
21	SANDVIK, Henna	1-0	01:40	1.7	0-1	.000	0-1	.000	0-0	.000	0	0	0	0.0	0	0	0	0	0	0	0	0.0								
Team											3	5	8					1												
Total		2	400		57-120	.475	19-40	.475	10-13	.769	16	56	72	36.0	34	0	40	25	5	7	143	71.5								
Opponents		2	400		48-124	.387	10-32	.313	14-22	.636	24	49	73	36.5	29	0	17	24	6	16	120	60.0								

2023-24 NON-CONFERENCE ONLY

No.	Player	Total					3-Point		F-Throw		Rebounds				PF		DQ		A		TO		BLK		STL		PTS		AVG
		GP-GS	MIN	AVG	FG-FGA	FG%	3FG-3FGA	3FG%	FT-FTA	FT%	OFF	DEF	TOT	AVG	PF	DQ	A	TO	BLK	STL	PTS	AVG							
54	HOLMES, Mackenzie	10-10	265:49	26.6	72-113	.637	0-4	.000	34-48	.708	18	50	68	6.8	17	0	15	21	14	5	178	17.8							
12	SCALIA, Sara	10-10	282:46	28.3	59-118	.500	34-67	.507	24-25	.960	3	37	40	4.0	11	0	26	6	0	12	176	17.6							
12	GARZON, Yarden	10-10	276:22	27.6	52-106	.491	16-35	.457	11-14	.786	9	27	36	3.6	27	1	39	18	4	9	131	13.1							
33	PARRISH, Sydney	10-10	235:07	23.5	28-77	.364	14-46	.304	15-19	.789	6	52	58	5.8	20	0	24	13	4	6	85	8.5							
22	MOORE-MCCLEIN, Chloe	10-10	277:24	27.7	30-68	.441	10-28	.357	5-9	.556	5	23	28	2.8	15	0	49	14	5	19	75	7.5							
5	BEAUMONT, Lenée	10-0	130:46	13.1	20-34	.588	4-12	.333	12-18	.667	0	10	10	1.0	4	0	8	4	0	1	56	5.6							
1	BARGESSER, Lexus	10-0	194:11	19.4	21-39	.538	2-5	.400	5-13	.385	8	17	25	2.5	17	0	25	10	5	9	49	4.9							
52	MEISTER, Lilly	10-10	113:09	11.3	20-34	.800	0-1	.000	0-2	.000	8	31	39	3.9	17	0	4	9	4	0	48	4.8							
20	LAMENDOLA, Julianna	9-0	108:51	12.1	6-17	.353	1-8	.125	1-3	.333	6	18	24	2.7	11	0	5	10	5	2	14	1.6							
21	SANDVICH, Henna	9-0	93:04	10.3	4-14	.214	1-9	.111	1-4	.250	1	9	10	1.1	9	0	7	9	1	3	8	0.9							
23	CURRIE-JELKS, Sharnecce	3-0	18:29	2.8	1-1	1.000	0-0	.000	0-0	.000	0	1	1	0.3	0	0	0	0	0	0	2	0.7							
25	WISNE, Arielle	5-0	14:01	2.8	1-1	1.000	0-0	.000	0-0	.000	2	4	6	1.2	1	0	1	2	0	1	2	0.4							
Team											20	26	46					4											
Total		10	2000		317-618	.513	82-215	.381	108-155	.693	86	305	391	39.1	149	1	203	120	42	67	824	82.4							
Opponents		10	2000		313-610	.349	54-205	.263	86-119	.727	101	236	337	33.7	181	2	87	151	25	52	566	56.6							

2023-24 TEAM GAME-BY-GAME

				Total		3-Pointers		Free throws		Rebounds											
Opponent	Date	Score		FG-FGA	PCT	3FG-3FGA	PCT	FT-FTA	PCT	OFF	DEF	TOT	AVG	PF	A	TO	BLK	STL	PTS	AVG	
Eastern Ill.	11/09/2023	96-43	W	43-66	.652	8-22	.364	2-11	.182	5	33	38	38.0	15	26	10	4	11	96	96.0	
at Stanford	11/12/2023	64-96	L	22-63	.349	5-32	.156	15-16	.938	9	18	27	32.5	18	10	15	2	6	64	80.0	
Murray St.	11/17/2023	112-79	W	42-78	.538	7-19	.368	21-28	.750	13	36	49	38.0	13	24	8	6	6	112	90.7	
Lipscomb	11/19/2023	77-44	W	31-64	.484	9-20	.450	6-8	.750	10	33	43	39.3	15	23	14	4	3	77	87.3	
vs Tennessee	11/23/2023	71-57	W	29-66	.439	10-22	.455	3-4	.750	12	30	42	39.8	17	20	11	3	3	71	84.0	
vs Princeton	11/25/2023	72-63	W	28-54	.519	9-18	.500	7-9	.778	4	26	30	38.2	17	20	14	2	4	72	82.0	
at Maine	11/30/2023	67-59	W	25-58	.431	6-19	.316	11-15	.733	9	27	36	37.9	11	21	10	4	5	67	79.9	
Stetson	12/03/2023	72-34	W	29-61	.475	5-22	.227	9-14	.643	10	36	46	38.9	10	19	11	6	11	72	78.9	
at Rutgers	12/09/2023	66-56	W	26-54	.481	3-16	.188	11-18	.611	9	24	33	38.2	11	20	11	5	6	66	77.4	
Evansville	12/18/2023	109-56	W	38-53	.717	9-16	.563	24-34	.706	8	34	42	38.6	18	19	16	6	11	109	80.6	
Bowling Green	12/22/2023	84-35	W	30-55	.545	14-25	.560	10-16	.625	6	32	38	38.5	15	21	11	5	7	84	80.9	
Illinois	12/31/2023	77-71	W	27-52	.519	5-13	.385	18-22	.818	4	26	30	37.8	13	17	16	4	7	77	80.6	
Michigan	01/04/2024	80-59	W	26-45	.578	9-19	.474	19-29	.655	6	24	30	37.2	20	17	14	3	3	80	80.5	
at Nebraska	01/07/2024	91-69	W	34-56	.607	14-23	.609	9-14	.643	5	25	30	36.7	15	22	14	2	7	91	81.3	
Penn St.	01/10/2024	75-67	W	25-59	.424	4-14	.286	21-27	.778	10	27	37	36.7	17	11	20	8	11	75	80.9	
at Iowa	01/13/2024	57-84	L	23-54	.426	5-20	.250	6-11	.545	5	23	28	36.2	15	12	15	4	8	57	79.4	
Minnesota	01/17/2024	85-62	W	33-56	.589	11-24	.458	8-12	.667	4	28	32	35.9	14	23	10	3	6	85	79.7	
at Purdue	01/21/2024	74-68	W	26-49	.531	15-23	.652	7-8	.875	5	21	26	35.4	12	15	18	6	8	74	79.4	
Northwestern	01/28/2024	100-59	W	37-69	.536	7-20	.350	19-21	.905	16	27	43	35.8	17	19	10	1	7	100	80.5	
at Maryland	01/31/2024	87-73	W	28-57	.491	9-26	.346	22-28	.786	11	22	33	35.7	21	19	13	1	6	87	80.8	
at Ohio St.	02/04/2024	69-74	L	25-54	.463	6-16	.375	13-18	.722	7	31	38	35.8	19	13	23	2	6	69	80.2	
Total		1685		627-1223	.513	170-429	.396	261-363	.719	168	583	751	35.8	323	391	284	81	142	1685	80.2	
Opponents		1308		495-1256	.394	116-373	.311	202-291	.694	201	469	670	31.9	385	225	313	56	115	1308	62.3	

Indiana Averages

Games Played	Points/game	FG Pct	3FG Pct	FT Pct	Rebounds/game	Assists/game	Turnovers/game	Assist/Turnover ratio	Steals/game	Blocks/game
21	80.2	51.3	39.6	71.9	35.8	18.6	13.5	1.4	6.8	3.9

2023-24 GAME LEADERS

Date	Opponent		Score	Att.	High Points	High Rebounds
11/09/2023	Eastern Ill.	W	96-43	8380	(19) HOLMES, Mackenzie	(6) HOLMES, Mackenzie
11/12/2023	at Stanford	L	64-96	3678	(15) SCALIA, Sara (15) PARRISH, Sydney	(5) PARRISH, Sydney
11/17/2023	Murray St.	W	112-79	8432	(22) SCALIA, Sara	(10) HOLMES, Mackenzie
11/19/2023	Lipscomb	W	77-44	8572	(24) SCALIA, Sara	(10) HOLMES, Mackenzie
11/23/2023	vs Tennessee	W	71-57	1314	(23) GARZON, Yarden	(6) HOLMES, Mackenzie
11/25/2023	vs Princeton	W	72-63	511	(28) SCALIA, Sara	(8) HOLMES, Mackenzie
11/30/2023	at Maine	W	67-59	5983	(22) HOLMES, Mackenzie	(10) PARRISH, Sydney
12/03/2023	Stetson	W	72-34	8789	(17) HOLMES, Mackenzie	(10) PARRISH, Sydney
12/09/2023	at Rutgers	W	66-56	3525	(25) HOLMES, Mackenzie	(10) PARRISH, Sydney
12/18/2023	Evansville	W	109-56	8227	(30) GARZON, Yarden	(10) HOLMES, Mackenzie
12/22/2023	Bowling Green	W	84-35	9067	(32) SCALIA, Sara	(8) MEISTER, Lilly
12/31/2023	Illinois	W	77-71	11600	(30) HOLMES, Mackenzie	(7) HOLMES, Mackenzie
						(7) PARRISH, Sydney
01/04/2024	Michigan	W	80-59	8723	(20) HOLMES, Mackenzie	(7) HOLMES, Mackenzie
01/07/2024	at Nebraska	W	91-69	9059	(22) HOLMES, Mackenzie	(6) HOLMES, Mackenzie
						(6) SCALIA, Sara
						(6) PARRISH, Sydney
01/10/2024	Penn St.	W	75-67	8516	(21) HOLMES, Mackenzie	(13) HOLMES, Mackenzie
01/13/2024	at Iowa	L	57-84	14998	(16) HOLMES, Mackenzie	(9) SCALIA, Sara
01/17/2024	Minnesota	W	85-62	7977	(32) HOLMES, Mackenzie	(9) GARZON, Yarden
01/21/2024	at Purdue	W	74-68	11796	(20) SCALIA, Sara (20) MOORE-MCNEIL, Chloe	(6) HOLMES, Mackenzie
01/28/2024	Northwestern	W	100-59	10776	(27) HOLMES, Mackenzie	(11) HOLMES, Mackenzie
01/31/2024	at Maryland	W	87-73	7137	(23) HOLMES, Mackenzie	(10) HOLMES, Mackenzie
02/04/2024	at Ohio St.	L	69-74	10130	(25) SCALIA, Sara	(9) HOLMES, Mackenzie
						(9) GARZON, Yarden

2023-24 PRA

Opponent	Date	Score		1 BARGESSER,	5 BEAUMONT,	12 GARZON,YAR	14 SCALIA,SAR	20 LAMENDOLA,	21 SANDVIK,HE	22 MOORE-MCNE	23 CURRIE-JEL	25 WISNE,ARIE	33 PARRISH,SY	52 MEISTER,LI
Eastern Ill.	11/09/2023	96-43	W	15-2-3	9-0-2	15-5-7	13-2-0	0-5-1	5-3-4	7-1-3	2-0-0	2-2-0	3-5-4	6-1-0
at Stanford	11/12/2023	64-96	L	0-1-1	9-2-0	6-3-1	15-3-0	0-0-0	0-1-0	11-3-6	DNP	DNP	15-5-2	0-0-0
Murray St.	11/17/2023	112-79	W	12-4-4	9-0-1	14-6-5	22-4-3	4-2-0	0-0-2	14-2-5	DNP	DNP	5-7-0	12-7-1
Lipscomb	11/19/2023	77-44	W	5-6-2	3-0-3	5-3-4	24-6-5	4-2-0	0-0-1	2-1-2	0-0-0	0-2-1	7-6-3	4-5-0
vs Tennessee	11/23/2023	71-57	W	0-3-3	0-1-0	23-5-5	10-4-3	0-4-1	0-0-0	7-5-6	DNP	DNP	6-3-1	8-4-0
vs Princeton	11/25/2023	72-63	W	0-0-2	0-1-0	8-6-3	28-7-5	0-1-0	DNP	9-3-4	DNP	DNP	7-3-2	0-0-0
at Maine	11/30/2023	67-59	W	2-3-2	2-0-0	7-3-4	10-5-4	DNP	0-1-0	7-1-6	DNP	DNP	17-10-4	0-0-1
Stetson	12/03/2023	72-34	W	5-3-4	7-1-0	14-2-4	10-5-0	0-4-0	0-3-0	7-5-6	DNP	0-1-0	8-10-3	4-7-1
at Rutgers	12/09/2023	66-56	W	0-0-2	0-0-1	11-3-4	5-4-2	DNP	DNP	11-4-7	DNP	DNP	14-10-2	0-2-1
Evansville	12/18/2023	109-56	W	6-1-3	9-2-0	30-0-2	12-1-4	6-5-2	2-2-0	2-5-6	0-1-0	0-0-0	12-5-2	8-7-0
Bowling Green	12/22/2023	84-35	W	4-2-1	8-3-2	9-3-4	32-3-2	0-1-1	1-0-0	9-2-5	DNP	0-1-0	5-4-3	6-8-1
Illinois	12/31/2023	77-71	W	1-0-1	0-0-1	12-6-5	2-3-2	0-2-1	DNP	19-2-3	DNP	DNP	5-7-2	8-2-0
Michigan	01/04/2024	80-59	W	5-1-2	0-0-0	6-5-0	16-1-6	5-3-1	0-0-0	9-6-3	DNP	0-0-0	14-2-5	5-3-0
at Nebraska	01/07/2024	91-69	W	2-4-4	2-0-0	3-2-4	19-6-7	2-0-1	0-1-0	16-3-3	DNP	DNP	20-6-1	5-0-1
Penn St.	01/10/2024	75-67	W	0-2-3	0-0-0	7-2-2	11-6-0	0-0-0	DNP	16-0-4	DNP	DNP	20-6-2	0-6-0
at Iowa	01/13/2024	57-84	L	4-0-1	0-1-0	11-4-1	6-9-0	0-0-0	0-0-0	9-0-6	DNP	DNP	11-6-0	0-0-0
Minnesota	01/17/2024	85-62	W	2-1-3	0-1-0	7-9-4	22-2-2	0-1-0	0-1-1	4-4-5	DNP	DNP	15-4-5	3-1-1
at Purdue	01/21/2024	74-68	W	0-3-3	2-0-0	17-1-2	20-4-3	0-2-0	DNP	20-3-4	DNP	DNP	DNP	0-2-1
Northwestern	01/28/2024	100-59	W	0-9-4	11-2-2	15-5-3	11-1-2	7-3-3	6-1-2	10-2-3	DNP	DNP	DNP	13-3-0
at Maryland	01/31/2024	87-73	W	9-2-6	6-0-2	11-5-3	22-5-3	0-2-1	0-0-0	10-5-3	DNP	DNP	DNP	6-1-0
at Ohio St.	02/04/2024	69-74	L	6-4-1	0-0-1	14-9-0	25-4-1	0-2-1	DNP	10-3-5	DNP	DNP	DNP	0-2-0

Opponent	Date	Score		54 HOLMES,MAC
Eastern Ill.	11/09/2023	96-43	W	19-6-2
at Stanford	11/12/2023	64-96	L	8-2-0
Murray St.	11/17/2023	112-79	W	20-10-3
Lipscomb	11/19/2023	77-44	W	23-10-2
vs Tennessee	11/23/2023	71-57	W	17-6-1
vs Princeton	11/25/2023	72-63	W	20-8-4
at Maine	11/30/2023	67-59	W	22-7-0
Stetson	12/03/2023	72-34	W	17-3-1
at Rutgers	12/09/2023	66-56	W	25-8-1
Evansville	12/18/2023	109-56	W	22-10-0
Bowling Green	12/22/2023	84-35	W	10-6-2
Illinois	12/31/2023	77-71	W	30-7-2
Michigan	01/04/2024	80-59	W	20-7-0
at Nebraska	01/07/2024	91-69	W	22-6-1
Penn St.	01/10/2024	75-67	W	21-13-0
at Iowa	01/13/2024	57-84	L	16-7-4
Minnesota	01/17/2024	85-62	W	32-7-2
at Purdue	01/21/2024	74-68	W	15-6-2
Northwestern	01/28/2024	100-59	W	27-11-0
at Maryland	01/31/2024	87-73	W	23-10-1
at Ohio St.	02/04/2024	69-74	L	14-9-4

2023-24 QUARTER HIGHS AND LOWS

INDIANA			OPPONENT		
	High	Low		High	Low
1st Q	36, vs. Michigan (1/4/24)	9, at Rutgers (12/9/23)	1st Q	29, Purdue (1/21/24)	6, Bowling Green (12/22/23)
2nd Q	26, vs. Ohio State (02/04/24)	11, at Stanford (11/12/23)	2nd Q	28, Stanford (11/12/23)	6, Lipscomb (11/19/23)
3rd Q	34, vs. Evansville (12/18/23)	10, vs. Ohio State (02/04/24)	3rd Q	28, vs. Murray State (11/17/23)	6, 2x, last Northwestern (1/28/24)
4th Q	27, vs. Murray State (11/17/23)	9, at Iowa (1/13/24)	4th Q	21, 2x, Tennessee (11/23/23)	5, Stetson (12/3/23)
OT	N/A	N/A	OT	N/A	N/A

0-19	20-29	30-39	40-49
34	35	3	0

0-19	20-29	30-39	40-49
49	19	1	0

2023-24 HALF HIGHS AND LOWS

INDIANA			OPPONENT		
	High	Low		High	Low
1st Half	53, 2x, last vs. Evansville (12/18/23)	26, at Stanford (11/12/23)	1st Half	54, Stanford (11/12/23)	18, Lipscomb (11/19/23)
2nd Half	60, vs. Murray State (11/17/23)	32, vs. Ohio State (02/04/24)	2nd Half	42, Indiana (02/04/24)	14, Stetson (12/3/23)

ALL-TIME QUARTER SUPERLATIVES

	INDIANA	OPPONENT
Most 1st Q Points	37, at Wisconsin (1/13/19)	32, at Ohio State (12/31/17)
Most 2nd Q Points	33, vs. Rutgers (1/29/23)	28, 2x, last vs. Iowa (3/3/21)
Most 3rd Q Points	34, 2x, last vs. Evansville (12/18/23)	32, at Maryland (1/30/16)
Most 4th Q Points	42, vs. Iowa (2/19/22)	32, at Auburn (11/27/16)
Fewest 1st Q Points	4, 3x, last vs. UCLA (12/22/19)	3, at Oakland (11/11/18)
Fewest 2nd Q Points	2, vs. Butler (12/12/19)	4, vs. SIU (12/23/21)
Fewest 3rd Q Points	9, 3x, last vs. Miami (FL) (11/27/21)	2, at Purdue (2/5/23)
Fewest 4th Q Points	6, vs. Samford (12/11/15)	3, 2x, last vs. VCU (3/22/21)

STARTING LINEUPS

11-9-23 vs. EIU

Moore-McNeil Scalia Garzon Parrish Holmes

11-12-23 at 15/13 Stanford

Moore-McNeil Scalia Garzon Parrish Holmes

11-17-23 vs. Murray State

Moore-McNeil Scalia Garzon Parrish Holmes

11-19-23 vs. Lipscomb

Moore-McNeil Scalia Garzon Parrish Holmes

11-23-23 vs. 19/21 Tennessee

Moore-McNeil Scalia Garzon Parrish Holmes

11-25-23 vs. Princeton

Moore-McNeil Scalia Garzon Parrish Holmes

11-30-23 vs. Maine

Moore-McNeil Scalia Garzon Parrish Holmes

12-3-23 vs. Stetson

Moore-McNeil Scalia Garzon Parrish Holmes

12-9-23 at Rutgers

Moore-McNeil Scalia Garzon Parrish Holmes

12-18-23 vs. Evansville

Moore-McNeil Scalia Garzon Parrish Holmes

12-22-23 vs. Bowling Green

Moore-McNeil Scalia Garzon Parrish Holmes

12-31-23 vs. Illinois

Moore-McNeil Scalia Garzon Parrish Holmes

1-4-24 vs. Michigan

Moore-McNeil Scalia Garzon Parrish Holmes

1-7-24 at Nebraska

Moore-McNeil Scalia Garzon Parrish Holmes

1-10-24 vs. Penn State

Moore-McNeil Scalia Garzon Parrish Holmes

1-13-24 at Iowa

Moore-McNeil Scalia Garzon Parrish Holmes

1-17-24 vs. Minnesota

Moore-McNeil Scalia Garzon Parrish Holmes

1-21-24 at Purdue

Moore-McNeil Scalia Bargesser Garzon Holmes

1-28-24 vs. Northwestern

Moore-McNeil Scalia Bargesser Garzon Holmes

1-31-24 at Maryland

Moore-McNeil Scalia Bargesser Garzon Holmes

2-4-24 vs. Ohio State

Moore-McNeil Scalia Bargesser Garzon Holmes



TERI MOREN

HEAD COACH

10TH YEAR AT INDIANA • 21ST YEAR OVERALL AS COLLEGE HEAD COACH

Teri Moren enters her 10th season with Indiana Women's Basketball in 2023-24.

The Seymour, Indiana native has taken the program to new levels in her eight seasons at the helm, including five NCAA Tournament appearances including two Sweet Sixteens (2021, 2022) and an Elite Eight (2021) appearance along with eight-consecutive 20-win seasons. In her ninth season in 2022-23, Moren became the program's all time wins leader as she holds an overall record at IU of 200-93 (99-57 in B1G play) and a 399-223 career mark of in her 20 seasons as a head coach.

History was made yet again for the Indiana Hoosiers in 2022-23, as the program won its first outright Big Ten regular season title in 40 years and was a No. 1 seed (No. 2 overall) in the 2023 NCAA Tournament. The program finished with a 28-4 overall record and 16-2 mark in conference play as it racked up nine wins over ranked opponents in 2022-23. Moren was honored with Big Ten Coach of the Year, AP Coach of the Year along with being named a finalist for the Werner Ladder Naismith Women's College Coach of the Year. Six players earned All-Big Ten honors last season, including first team and Big Ten Defensive Player of the Year in Mackenzie Holmes. Grace Berger was also named to the first team with Chloe Moore-McNeil (second team) and Yarden Garzon, Sydney Parrish and Sara Scalia (honorable mentions) all earning nods as well. Holmes went on to earn three First Team All-America honors (AP, WBCA, USWBA) while Berger reeled in honorable mention honors from the WBCA. Holmes also appeared on a plethora of national player and positional player of the year awards including a finalist for the Wooden Award, Wade Trophy, Naismith Trophy and Lisa Leslie Award (nation's top center).

Moren has also spent time with USA Basketball, having brought home gold medals with the U18 and U19 teams in 2022 and 2023. She served as assistant coach on both squads, when the U18 team won FIBA U18 women's championships in Buenos Aires, Argentina in 2022 and with the U19 team that won the FIBA U19 women's championship in Madrid, Spain in 2023.

Placing a priority on academics through her mantra "Graduate. Win. Serve" Moren's Hoosiers have earned 48 Academic All-Big Ten selections. Four Hoosiers have earned a total of five Academic All-American accolades, including two in 2022-23 (Mackenzie Holmes and Grace Berger). In all, IU has had nine CoSIDA Academic All-District honorees in her tenure.

Moren has deep ties to the state of Indiana personally and professionally, as prior to her stint with the Hoosiers, she served as the head coach of the Indiana State Sycamores (2010-14). In her four years at Indiana State, Moren guided the

Sycamores from a middle of the pack Missouri Valley Conference (MVC) team in her first year to a conference championship program in 2013-14, including a postseason tournament appearance in the WNIT. Twice in her four years, Moren led the Sycamores to a WNIT berth while six players earned All-MVC honors.

Her coaching career began as an assistant at Butler (1992-98), two years as an assistant at Northwestern before becoming the head coach at the University of Indianapolis. She spent seven seasons at UIndy (2000-07) and was the 2003 WBCA Region 4 Coach of the Year in NCAA Division II, her teams went to three consecutive NCAA Division II Tournaments and earned Great Lakes Valley Conference regular season and tournament titles in 2003. That squad finished with a 29-3 record overall and an 18-2 mark in conference play. Her resume also includes a stop at Georgia Tech (2007-10) where she was the associate head coach for the program.

A 1992 graduate of Purdue University, Moren earned her bachelor's degree in therapeutic recreation. She was a four-year basketball letterwinner and two-year starter for the Boilermakers under Women's Basketball Hall of Fame Coach Lin Dunn. She was part of three NCAA Tournament teams and Purdue's first Big Ten championship.

Moren graduated from Seymour High School in 1987 and was named an Indiana All Star that year. She led the Owls to four sectional titles, two regional championships, a semi-state win and a 1987 state finals appearance. She was inducted into the Indiana Basketball Hall of Fame on April 26, 2014 and was part of the inaugural class of inducted into the Seymour High School Athletics Hall of Fame in December 2017 and Wall of Fame in August 2022.

YEAR-BY-YEAR COACHING HISTORY

YEAR	SCHOOL	OVERALL	CONF.
2000-01	Indianapolis	14-13	10-10
2001-02	Indianapolis	15-11	11-9
2002-03*^	Indianapolis	29-3	18-2
NCAA Tournament • GLVC Regular Season Champions • GLVC Tournament Champions			
2003-04	Indianapolis	23-9	14-6
NCAA Tournament • GLVC Tournament Runner-up			
2004-05	Indianapolis	22-10	12-8
NCAA Tournament • GLVC Tournament Runner-up			
2005-06	Indianapolis	11-16	6-13
2006-07	Indianapolis	16-11	9-10
2010-11	Indiana State	16-16	8-10
2011-12	Indiana State	15-16	9-9
2012-13	Indiana State	18-13	10-8
WNIT			
2013-14	Indiana State	20-12	14-4
WNIT • MVC Regular Season Champions			
2014-15	Indiana	15-16	4-14
2015-16*	Indiana	21-12	12-6
NCAA Tournament			
2016-17	Indiana	23-11	10-6
WNIT			
2017-18	Indiana	23-14	9-7
WNIT Champions			
2018-19	Indiana	21-13	8-10
NCAA Tournament Second Round			
2019-20	Indiana	24-8	13-5
2020-21	Indiana	21-6	16-2
NCAA Tournament Elite Eight			
2021-22	Indiana	24-9	11-5
NCAA Tournament Second Round			
2022-23	Indiana*!	28-4	16-2
2023-24	Indiana	18-3	9-2
TOTALS		418-226	229-147

* = Conference COY ^ = WBCA Regional COY

! = AP Coach of the Year

PERSONAL

DATE OF BIRTH: April 14, 1969

HOMETOWN: Seymour, Ind.

HIGH SCHOOL: Seymour High School

COLLEGE: Purdue (1992)

COACHING HISTORY

BUTLER UNIVERSITY

1992-98: Assistant Coach

NORTHWESTERN UNIVERSITY

1998-00: Assistant Coach

UNIVERSITY OF INDIANAPOLIS

2000-07: Head Coach

GEORGIA TECH

2007-10: Associate Head Coach

INDIANA STATE UNIVERSITY

2010-14: Head Coach

INDIANA UNIVERSITY

2014-Present: Head Coach

TERI MOREN ERA TEAM RECORDS

ALL GAMES

	High
Points	115, vs. Gardner-Webb, 11-15-14
Points (1Q)	37, at Wisconsin, 1-13-19
Points (2Q)	33, vs. Rutgers, 1-29-23
Points (3Q)	34, 2x, last vs. Evansville, 12-18-23
Points (4Q)	42, vs. Iowa, 2-19-22
Points (1H)	67, vs. Gardner Webb, 11-15-14
Points (2H)	60, 2x, last vs. Michigan St., 3-3-23
Margin	+64, vs. Nicholls St, 11-10-19
FG	46, vs. Gardner Webb, 11-15-14
FGA	88, vs. Mich St. (BIG Tourn), 3-1-18
FG%	.717, vs. Evansville, 12-18-23
3FG	16, vs. Gardner-Webb, 11-15-14
3FGA	36, vs. Ohio State, 1-8-15
3FG%	.700, 2x, last vs. Michigan State, 1-21-21
FT	32, vs. Michigan, 1-3-16
FTA	42, 2x, last vs. Minnesota, 2-18-16
FT%	1.000, 5x, last vs. Butler, 11-10-21
REB	61, vs. Nebraska 12-20-20
REB Margin	+30, at North Texas, 12-6-16
Assists	33, vs. Nicholls State, 11-10-19
Turnovers	28, at North Texas, 12-6-16
Blocks	11, vs. Eastern Kentucky, 11-25-20
Steals	18, 3x, last vs. UMass Lowell, 11-23-16
Fouls	28, vs. Minnesota, 2-18-16

	Low
Points	46, vs. Michigan State, 12/28/17
Points (1Q)	4, 3x, last vs. UCLA, 12-22-19
Points (2Q)	2, vs. Butler, 12-12-19
Points (3Q)	6, 2x, last vs. Purdue (BIG Tourn), 3-3-17
Points (4Q)	5, at Indiana State, 12-8-15
Points (1H)	17, 2x, last vs. Michigan St., 12-28-17
Points (2H)	16, at. Nebraska, 2-9-20
Margin	+1, vs Princeton, 3-21-22
FG	15, vs. Rutgers, 12-28-14
FGA	41, at Butler, 12-11-19
FG%	.281, vs. Ohio State, 1-8-15
3FG	0, vs. Arizona, 3-29-21
3FGA	6, 2x, last vs. Belmont, 3-24-21
3FG%	.000 vs. Arizona, 3-29-21
FT	0, at Minnesota, 1-18-15
FTA	2, at Minnesota, 1-18-15
FT%	.000, at Minnesota, 1-18-15
REB	18, 2x, last at Michigan, 1-10-18
REB Margin	-32, at Michigan, 1-31-22
Assists	4, last vs. UConn, 3-26-22
Turnovers	2, at Penn State, 1-7-21
Blocks	0, 10x, last at Rutgers, 2-18-19
Steals	0, vs. Baylor, 11-29-19
Fouls	6, vs. Purdue, 1-14-21

BIG TEN GAMES

	High	Low
Points	100, vs. Northwestern, 1-28-24	46, vs. Michigan State, 12-28-17
Points (1Q)	37, at Wisconsin, 1-13-19	8, at Nebraska, 2-19-17
Points (2Q)	28, vs. Minnesota, 2-18-16	5, vs. Maryland, 1-27-19
Points (3Q)	27, at Nebraska, 1-7-24	6, vs. Purdue (BIG Tourn), 3-3-17
Points (4Q)	33, at Northwestern, 1-24-16	8, at Nebraska, 2-14-21
Points (1H)	52, at Maryland, 1-31-24	17, 2x, last vs. Michigan St., 12-28-17
Points (2H)	56, vs. Iowa, 2-4-16	20, at Michigan, 1-31-22
Margin	+41, 2x, last vs. Northwestern, 1-28-24	+2, 2x, last at Illinois (85-83), 12-28-18
FG	37, vs. Northwestern, 1-28-24	15, vs. Rutgers, 12-28-14
FGA	80, at Nebraska, 10-20-20	42, vs. Rutgers, 1-27-18
FG%	.617, vs. Michigan State, 12-28-19	.281, vs. Ohio State, 1-8-15
3FG	15, at Purdue, 1-21-24	3, 4x, at Rutgers, 12-9-23
3FGA	36, vs. Ohio State 1-8-15	7, 3x, last vs. Maryland, 3-4-22
3FG%	.700, 2x, vs. Michigan State, 1-21-21	.077, at Ohio State, 1-10-19
FT	32, vs. Michigan, 1-3-16	0, at Minnesota, 1-18-15
FTA	42, 2x, last vs. Minnesota, 2-18-16	2, at Minnesota, 1-18-15
FT%	1.000, 2x, last at Iowa, 2-14-16	.000, at Minnesota, 1-18-15
REB	61, vs. Nebraska 12-20-20	18, 2x, last at Michigan, 1-10-18
REB Margin	+28, vs Wisconsin, 1-10-21	-30, at Michigan, 1-31-22
Assists	24, 3x, last vs Murray State, 11-17-23	4, at Ohio State, 1-10-19
Turnovers	23, 2x, last at Minnesota, 2-20-18	2, at Penn State, 1-7-21
Blocks	9, 3x, last vs. Wisconsin 1-10-21	0, 10x, last vs. Rutgers, 2-18-19
Steals	17, vs. Milwaukee, 3-18-18	1, 3x, last at Ohio State, 1-7-16
Fouls	28, vs. Minnesota, 2-18-16	6, vs. Purdue, 1-14-21

VS. DI OPPONENTS

Arizona	0-1	Illinois State	4-5	Norfolk State	1-0	Stony Brook	1-0
Arkansas St.	1-0	Incarnate Word	1-0	North Carolina	1-0	TCU	1-0
Austin Peay	1-0	Indiana	0-2	N. Kentucky	2-0	Tennessee	2-1
Auburn	1-2	Indiana State	1-1	NC State	1-2	Tennessee State	1-0
Ball State	1-0	Iowa	6-10	North Florida	2-0	Tennessee Tech	1-0
Baylor	0-1	IPFW	2-0	North Texas	2-0	Texas	1-0
Belmont	2-1	IUPUI	2-2	Northern Illinois	2-1	Tulane	0-1
Boston College	1-0	Jackson State	1-0	Northern Iowa	4-5	UAB	1-0
Bowling Green	2-0	Kansas State	0-1	Northwestern	8-6	UCLA	1-1
Bradley	6-2	Kentucky	1-1	Notre Dame	0-2	UC Davis	1-0
Butler	6-2	Lipscomb	1-0	Oakland	3-0	UIC	2-0
Charlotte	1-0	Louisville	0-1	Ohio	0-1	UMass Lowell	2-0
Chattanooga	2-2	Loyola (Chicago)	2-1	Ohio State	5-11	USC Upstate	1-0
Chicago State	2-0	Loyola Marymount	1-0	Oregon	0-1	UT Martin	4-1
Creighton	1-5	LSU	0-1	Penn State	11-2	Vanderbilt	1-0
DePaul	0-1	Maine	1-0	Princeton	2-0	Valparaiso	2-0
Detroit	1-0	Marquette	0-1	Presbyterian	1-0	Vermont	1-0
Drake	5-4	Marshall	2-0	Purdue	15-4	VCU	1-0
East Tenn. St.	1-1	Maryland	4-12	Quinnipiac	2-0	Villanova	0-1
Eastern Ky.	1-0	Memphis	1-0	Rutgers	8-5	Virginia	0-1
Eastern Illinois	4-1	Miami (Fla.)	2-1	Saint Louis	2-0	Virginia Tech	1-0
Evansville	7-2	Michigan	8-7	Saint Mary's	0-1	Wake Forest	1-0
Fairfield	1-0	Michigan State	8-6	Samford	2-0	Washington State	1-0
FIU	0-1	Milwaukee	3-0	SMU	1-0	W. Kentucky	1-1
Florida	3-0	Minnesota	9-3	Southern	1-0	W. Michigan	2-0
Furman	1-0	Missouri	0-1	SIU Edwardsville	1-0	West Virginia	0-1
Gardner-Webb	1-0	Missouri State	5-5	Southern Illinois	10-0	Wichita State	3-6
Georgia	1-0	Morehead State	2-0	South Alabama	1-0	Wisconsin	10-1
Georgia Tech	1-0	Mount St. Mary's	1-0	South Carolina	1-0	Yale	2-0
Grambling State	0-1	Murray State	1-0	South Daktoa	1-0	Youngstown St.	1-1
Illinois	14-0	Nebraska	10-3	Stanford	0-1		
Illinois (Chicago)	2-0	Nicholls State	1-0	Stetson	1-1		

Bold denotes 23-24 opponents

VS. CONFERENCE

ASUN	5-1
AAC	2-0
ACC	7-6
A10	3-0
American East	4-0
Big Ten	118-70
Big 12	2-3
Big East	4-7
Big South	3-0
Big West	1-0
Conference USA	7-3
Horizon	20-3
Ivy League	4-0
MAAC	3-0
MAC	7-2
MEAC	1-0
MVC	49-36
NEC	1-0
OVC	18-5
Pac 12	2-4
SEC	10-6
SoCon	4-1
Southland	2-0
Summit League	1-0
Sun Belt	2-0
SWAC	2-1
WAC	2-0
WCC	1-1



1

**LEXUS
BARGESSER**
SOPHOMORE • GUARD • 5-9
GRASS LAKE, MICH. • GRASS LAKE

NOTES ON BARGESSER

- Started her first career game at Purdue on Jan. 21 (four total) and has appeared in all 21 games
- Chipped in nine points on 4-for-5 shooting and a career-high six assists at Maryland
- Set a career-high with nine rebounds against Northwestern
- Scored a career-high 15 points on 7-for-7 shooting against EIU
- Came off the bench in 29 games as a freshman
- Major: human development & family studies
- Birthday: Oct. 24

2023-24 GAME-BY-GAME

GAME AND CAREER HIGHS

2023-24 Game Highs

Points.....15, vs. EIU (11/9/23)
Rebounds 9, vs. Northwestern (1/28/24)
Assists 6 vs. Maryland (1/31/24)
Steals.....4, vs. Evansville (12/18/23)
Blocks 1, 7x, last at Purdue (1/21/24)
FG Made 7, vs EIU (11/9/23)
3FG Made 1, 3x, last vs. Maryland (1/31/24)
FT Made..... 2, 2x, last vs. Minnesota (1/17/24)
Minutes..... 33, at Purdue (1/21/24)

Career Highs

Points.....15, vs. EIU (11/9/23)
Rebounds 9, vs. Northwestern (1/28/24)
Assists6, vs. Maryland (1/31/24)
Steals..... 5, vs. UMass Lowell (11/11/22)
Blocks1, 9x, last vs. Penn St. (1/10/24)
FG Made 7, vs. EIU (11/9/23)
3FG Made 1, 3x, last vs. Maryland (1/31/24)
FT Made..... 2, 5x, last vs. Minnesota (1/17/24)
Minutes..... 33, at Purdue (1/21/24)

Opponent	Date	GS	MIN	Total		3-Pointers		Free throws		Rebounds				PF	A	TO	BLK	STL	PTS	AVG	
				FG-FGA	PCT	3FG-3FGA	PCT	FT-FTA	PCT	OFF	DEF	TOT	AVG								
Eastern Ill.	11/09/2023		23:10	7-7	1.000	1-1	1.000	0-2	.000	0	2	2	2.0	2	3	1	0	1	15	15.0	
at Stanford	11/12/2023		16:21	0-2	.000	0-0	.000	0-0	.000	0	1	1	1.5	2	1	0	0	2	0	7.5	
Murray St.	11/17/2023		24:25	5-12	.417	1-2	.500	1-3	.333	0	4	4	2.3	2	4	1	1	0	12	9.0	
Lipscomb	11/19/2023		20:32	2-3	.667	0-1	.000	1-1	1.000	4	2	6	3.3	2	2	2	1	0	5	8.0	
vs Tennessee	11/23/2023		15:56	0-2	.000	0-0	.000	0-0	.000	0	3	3	3.2	2	3	1	1	0	0	6.4	
vs Princeton	11/25/2023		18:41	0-2	.000	0-1	.000	0-0	.000	0	0	0	2.7	1	2	1	0	1	0	5.3	
at Maine	11/30/2023		13:59	1-1	1.000	0-0	.000	0-0	.000	1	2	3	2.7	3	2	0	0	0	2	4.9	
Stetson	12/03/2023		21:55	2-5	.400	0-0	.000	1-3	.333	2	1	3	2.8	2	4	4	1	1	5	4.9	
at Rutgers	12/09/2023		11:36	0-0	.000	0-0	.000	0-0	.000	0	0	0	2.4	1	2	0	0	2	0	4.3	
Evansville	12/18/2023		19:35	2-3	.667	0-0	.000	2-4	.500	1	0	1	2.3	1	3	0	0	4	6	4.5	
Bowling Green	12/22/2023		19:38	2-2	1.000	0-0	.000	0-0	.000	0	2	2	2.3	0	1	0	1	0	4	4.5	
Illinois	12/31/2023		09:44	0-0	.000	0-0	.000	1-2	.500	0	0	0	2.1	1	1	1	0	0	1	4.2	
Michigan	01/04/2024		21:07	2-2	1.000	0-0	.000	1-4	.250	1	0	1	2.0	1	2	0	0	1	5	4.2	
at Nebraska	01/07/2024		21:16	1-3	.333	0-0	.000	0-0	.000	0	4	4	2.1	3	4	1	0	0	2	4.1	
Penn St.	01/10/2024		23:08	0-2	.000	0-0	.000	0-0	.000	0	2	2	2.1	5	3	2	1	2	0	3.8	
at Iowa	01/13/2024		15:00	2-2	1.000	0-0	.000	0-0	.000	0	0	0	2.0	1	1	1	0	0	4	3.8	
Minnesota	01/17/2024		21:28	0-0	.000	0-0	.000	2-4	.500	0	1	1	1.9	1	3	0	0	0	2	3.7	
at Purdue	01/21/2024	*	33:53	0-2	.000	0-0	.000	0-0	.000	0	3	3	2.0	2	3	2	1	1	0	3.5	
Northwestern	01/28/2024	*	28:44	0-5	.000	0-1	.000	0-1	.000	2	7	9	2.4	1	4	4	0	2	0	3.3	
at Maryland	01/31/2024	*	30:49	4-6	.667	1-2	.500	0-0	.000	1	1	2	2.4	2	6	1	0	2	9	3.6	
at Ohio St.	02/04/2024	*	31:00	2-6	.333	0-1	.000	2-3	.667	0	4	4	2.4	3	1	2	0	2	6	3.7	
Totals			4	441:56	32-67	.478	3-9	.333	11-27	.407	12	39	51	2.4	38	55	24	7	21	78	3.7

Player Averages

Games Played	Minutes/game	Points/game	FG Pct	3FG Pct	FT Pct	Rebounds/game	Assists/game	Turnovers/game	Assist/Turnover ratio	Steals/game	Blocks/game
21	21.0	3.7	47.8	33.3	40.7	2.4	2.6	1.1	2.3	1.0	0.3

CAREER STATISTICS

				Field Goals		3-Point		F-Throws		Rebounds									Scoring	
SEASON	TEAM	GP-GS	MIN/AVG	FG-FGA	FG%	3FG-3FGA	3FG%	FT-FTA	FT%	OFF	DEF	TOT	AVG	PF-FO	A	TO	BLK	STL	PTS	AVG
2022-23	IND	29-0	226/7.8	25-43	.581	0-0	.000	10-14	.714	6	23	29	1.0	26-0	26	12	3	17	60	2.1
2023-24	IND	21-4	442/21.0	32-67	.478	3-9	.333	11-27	.407	12	39	51	2.4	38-1	55	24	7	21	78	3.7
TOTAL		50-4	668/13.4	57-110	.518	3-9	.333	21-41	.512	18	62	80	1.6	64-1	81	36	10	38	138	2.8



5

**LENÉE
BEAUMONT**
FRESHMAN • GUARD • 6-1
LISLE, ILL. • BENET ACADEMY

NOTES ON BEAUMONT

- Has played in all 21 games off the bench for IU this season
- Scored a career-high 11 points against Northwestern
- Led Benet Academy to three conference championships and two state appearances
- Named the 2023 Illinois Ms. Basketball and 2023 Gatorade Player of the Year
- Rated as the No. 41 recruit by Collegiate Girls Basketball and No. 83 by ESPN
- Major: business
- Birthday: Jan. 29

2023-24 GAME-BY-GAME

GAME AND CAREER HIGHS

2023-24 Game Highs

Points 11, vs. Northwestern (1/28/24)
Rebounds 3, vs. Bowling Green (12/22/23)
Assists 3, vs. Lipscomb (11/19/23)
Steals 1, vs. Murray State (11/17/23)
Blocks N/A
FG Made 4, 3x, last vs. Northwestern (1/28/24)
3FG Made ..1, 4x, last vs. Bowling Green (12/22/23)
FT Made 7, vs. Murray State (11/17/23)
Minutes 31, vs. Northwestern (1/28/24)

Career Highs

Points 11, vs. Northwestern (1/28/24)
Rebounds 3, vs. Bowling Green (12/22/23)
Assists 3, vs. Lipscomb (11/19/23)
Steals 1, vs. Murray State (11/17/23)
Blocks N/A
FG Made 4, 3x, last vs. Northwestern (1/28/24)
3FG Made ..1, 4x, last vs. Bowling Green (12/22/23)
FT Made 7, vs. Murray State (11/17/23)
Minutes 31, vs. Northwestern (1/28/24)

Opponent	Date	GS	MIN	Total		3-Pointers		Free throws		Rebounds				PF	A	TO	BLK	STL	PTS	AVG
				FG-FGA	PCT	3FG-3FGA	PCT	FT-FTA	PCT	OFF	DEF	TOT	AVG							
Eastern Ill.	11/09/2023		18:54	4-5	.800	1-2	.500	0-1	.000	0	0	0	0.0	0	2	0	0	0	9	9.0
at Stanford	11/12/2023		10:41	4-5	.800	1-2	.500	0-0	.000	0	2	2	1.0	0	0	1	0	0	9	9.0
Murray St.	11/17/2023		15:20	1-1	1.000	0-0	.000	7-8	.875	0	0	0	0.7	0	1	1	0	1	9	9.0
Lipscomb	11/19/2023		16:51	1-4	.250	1-1	1.000	0-0	.000	0	0	0	0.5	0	3	1	0	0	3	7.5
vs Tennessee	11/23/2023		09:08	0-1	.000	0-1	.000	0-0	.000	0	1	1	0.6	0	0	0	0	0	0	6.0
vs Princeton	11/25/2023		04:43	0-0	.000	0-0	.000	0-0	.000	0	1	1	0.7	0	0	0	0	0	0	5.0
at Maine	11/30/2023		04:53	1-3	.333	0-2	.000	0-0	.000	0	0	0	0.6	0	0	0	0	0	2	4.6
Stetson	12/03/2023		15:13	3-7	.429	0-2	.000	1-3	.333	0	1	1	0.6	0	0	0	0	0	7	4.9
at Rutgers	12/09/2023		04:12	0-1	.000	0-1	.000	0-0	.000	0	0	0	0.6	0	1	0	0	0	0	4.3
Evansville	12/18/2023		17:26	3-4	.750	0-1	.000	3-4	.750	0	2	2	0.7	1	0	1	0	0	9	4.8
Bowling Green	12/22/2023		17:37	3-4	.750	1-1	1.000	1-2	.500	0	3	3	0.9	3	2	0	0	0	8	5.1
Illinois	12/31/2023		04:47	0-0	.000	0-0	.000	0-0	.000	0	0	0	0.8	1	1	0	0	0	0	4.7
Michigan	01/04/2024		05:42	0-1	.000	0-0	.000	0-0	.000	0	0	0	0.8	0	0	0	0	0	0	4.3
at Nebraska	01/07/2024		04:30	1-1	1.000	0-0	.000	0-0	.000	0	0	0	0.7	1	0	1	0	0	2	4.1
Penn St.	01/10/2024		00:29	0-0	.000	0-0	.000	0-0	.000	0	0	0	0.7	0	0	0	0	0	0	3.9
at Iowa	01/13/2024		05:27	0-2	.000	0-1	.000	0-0	.000	0	1	1	0.7	0	0	1	0	0	0	3.6
Minnesota	01/17/2024		07:42	0-1	.000	0-0	.000	0-0	.000	0	1	1	0.7	1	0	1	0	0	0	3.4
at Purdue	01/21/2024		04:09	1-1	1.000	0-0	.000	0-0	.000	0	0	0	0.7	1	0	0	0	0	2	3.3
Northwestern	01/28/2024		31:19	4-6	.667	0-0	.000	3-3	1.000	0	2	2	0.7	1	2	1	0	0	11	3.7
at Maryland	01/31/2024		11:30	2-4	.500	0-1	.000	2-4	.500	0	0	0	0.7	3	2	0	0	0	6	3.9
at Ohio St.	02/04/2024		13:24	0-1	.000	0-1	.000	0-0	.000	0	0	0	0.7	0	1	1	0	1	0	3.7
Totals		0	223:58	28-52	.538	4-16	.250	17-25	.680	0	14	14	0.7	12	15	9	0	2	77	3.7

Player Averages

Games Played	Minutes/ game	Points/ game	FG Pct	3FG Pct	FT Pct	Rebounds/ game	Assists/ game	Turnovers/ game	Assist/Turnover ratio	Steals/ game	Blocks/ game
21	10.7	3.7	53.8	25.0	68.0	0.7	0.7	0.4	1.7	0.1	0.0

CAREER STATISTICS

				Field Goals		3-Point		F-Throws		Rebounds									Scoring	
SEASON	TEAM	GP-GS	MIN/AVG	FG-FGA	FG%	3FG-3FGA	3FG%	FT-FTA	FT%	OFF	DEF	TOT	AVG	PF-FO	A	TO	BLK	STL	PTS	AVG
2023-24	IND	21-0	224/10.7	28-52	.538	4-16	.250	17-25	.680	0	14	14	0.7	12-0	15	9	0	2	77	3.7
TOTAL		21-0	224/10.7	28-52	.538	4-16	.250	17-25	.680	0	14	14	0.7	12-0	15	9	0	2	77	3.7



12

YARDEN GARZON

SOPHOMORE • GUARD • 6-3
RA'ANANA, ISRAEL • OSTROVSKY

NOTES ON GARZON

- Adds 11.7 points, 4.1 rebounds and 3.2 assists per game and has started all 53 games of her IU career
- Recorded her first 30-point game in a win over Evansville where she went 12-for-14 from the floor
- Scored 23 points on 5-for-6 from the 3-point line in a win over No. 19 Tennessee
- Has dished out multiple assists in 17 of 21 games
- 2022-23 All-Big Ten Honorable Mention and All-Freshman Team (coaches and media)
- Older sister Lior plays basketball at Oklahoma State
- Major: business
- Birthday: Nov. 23

2023-24 GAME-BY-GAME

GAME AND CAREER HIGHS

2023-24 Game Highs

Points 30, vs. Evansville (12/18/23)
Rebounds 9, vs. Minnesota (1/17/24)
Assists 7, vs. EIU (11/9/23)
Steals 4, at Purdue (1/21/24)
Blocks 2, vs. Illinois (12/31/23)
FG Made 12, vs. Evansville (12/18/23)
3FG Made 5, 2x, last at Purdue (1/21/24)
FT Made 4, at Stanford (11/12/23)
Minutes 36, last at Ohio St. (2/4/24)

Career Highs

Points 30, vs. Evansville (12/18/23)
Rebounds 14, at Iowa (2/26/23)
Assists 7, 3x, last vs. EIU (11/9/23)
Steals 4, at Purdue (1/21/24)
Blocks 2, 8x, last vs. Illinois (12/31/23)
FG Made 12, vs. Evansville (12/18/23)
3FG Made 5, 3x, last at Purdue (1/21/24)
FT Made 4, 3x, last at Stanford (11/12/23)
Minutes 37, 6x, last at Iowa (2/26/23)

Opponent	Date	GS	MIN	Total		3-Pointers		Free throws		Rebounds				PF	A	TO	BLK	STL	PTS	AVG	
				FG-FGA	PCT	3FG-3FGA	PCT	FT-FTA	PCT	OFF	DEF	TOT	AVG								
Eastern Ill.	11/09/2023	*	21:04	7-10	.700	0-1	.000	1-2	.500	0	5	5	5.0	1	7	0	0	1	15	15.0	
at Stanford	11/12/2023	*	25:59	1-4	.250	0-2	.000	4-4	1.000	1	2	3	4.0	5	1	3	1	1	6	10.5	
Murray St.	11/17/2023	*	20:52	6-11	.545	2-5	.400	0-0	.000	1	5	6	4.7	4	5	1	1	2	14	11.7	
Lipscomb	11/19/2023	*	30:47	2-8	.250	1-4	.250	0-0	.000	0	3	3	4.3	1	4	3	0	1	5	10.0	
vs Tennessee	11/23/2023	*	34:41	9-20	.450	5-6	.833	0-0	.000	1	4	5	4.4	3	5	2	0	0	23	12.6	
vs Princeton	11/25/2023	*	31:35	2-6	.333	2-3	.667	2-2	1.000	2	4	6	4.7	3	3	2	0	1	8	11.8	
at Maine	11/30/2023	*	34:43	3-13	.231	0-2	.000	1-2	.500	2	1	3	4.4	2	4	2	1	0	7	11.1	
Stetson	12/03/2023	*	27:08	6-12	.500	2-6	.333	0-0	.000	1	1	2	4.1	2	4	1	0	1	14	11.5	
at Rutgers	12/09/2023	*	32:54	4-10	.400	0-3	.000	3-6	.500	2	1	3	4.0	2	4	2	0	1	11	11.4	
Evansville	12/18/2023	*	26:00	12-14	.857	3-4	.750	3-4	.750	0	0	0	3.6	3	2	2	0	2	30	13.3	
Bowling Green	12/22/2023	*	23:33	4-8	.500	1-2	.500	0-0	.000	1	2	3	3.5	3	4	2	1	0	9	12.9	
Illinois	12/31/2023	*	35:16	4-7	.571	2-2	1.000	2-2	1.000	0	6	6	3.8	3	5	2	2	0	12	12.8	
Michigan	01/04/2024	*	26:49	2-5	.400	2-4	.500	0-0	.000	0	5	5	3.8	4	0	0	0	0	6	12.3	
at Nebraska	01/07/2024	*	27:11	1-6	.167	1-4	.250	0-0	.000	0	2	2	3.7	2	4	2	0	0	3	11.6	
Penn St.	01/10/2024	*	27:50	3-8	.375	1-2	.500	0-0	.000	0	2	2	3.6	3	2	3	1	1	7	11.3	
at Iowa	01/13/2024	*	31:34	4-9	.444	3-7	.429	0-0	.000	0	4	4	3.6	2	1	6	1	0	11	11.3	
Minnesota	01/17/2024	*	27:57	3-7	.429	1-4	.250	0-0	.000	1	8	9	3.9	4	4	2	0	2	7	11.1	
at Purdue	01/21/2024	*	35:48	5-9	.556	5-8	.625	2-3	.667	0	1	1	3.8	3	2	8	1	4	17	11.4	
Northwestern	01/28/2024	*	17:53	6-9	.667	3-5	.600	0-1	.000	0	5	5	3.8	2	3	0	0	1	15	11.6	
at Maryland	01/31/2024	*	27:19	4-9	.444	2-5	.400	1-2	.500	1	4	5	3.9	4	3	2	1	1	11	11.6	
at Ohio St.	02/04/2024	*	36:46	5-10	.500	3-4	.750	1-1	1.000	1	8	9	4.1	3	0	6	0	1	14	11.7	
Totals			21	603:38	93-195	.477	39-83	.470	20-29	.690	14	73	87	4.1	59	67	51	10	20	245	11.7

Player Averages

Games Played	Minutes/game	Points/game	FG Pct	3FG Pct	FT Pct	Rebounds/game	Assists/game	Turnovers/game	Assist/Turnover ratio	Steals/game	Blocks/game
21	28.7	11.7	47.7	47.0	69.0	4.1	3.2	2.4	1.3	1.0	0.5

CAREER STATISTICS

				Field Goals		3-Point		F-Throws		Rebounds										Scoring	
SEASON	TEAM	GP-GS	MIN/AVG	FG-FGA	FG%	3FG-3FGA	3FG%	FT-FTA	FT%	OFF	DEF	TOT	AVG	PF-FO	A	TO	BLK	STL	PTS	AVG	
2022-23	IND	32-32	955/29.8	127-279	.455	70-153	.458	31-36	.861	17	153	170	5.3	95-6	95	76	28	30	355	11.1	
2023-24	IND	21-21	604/28.7	93-195	.477	39-83	.470	20-29	.690	14	73	87	4.1	59-1	67	51	10	20	245	11.7	
TOTAL		53-53	1559/29.4	220-474	.464	109-236	.462	51-65	.785	31	226	257	4.8	154-7	162	127	38	50	600	11.3	



14

SARA SCALIA

SENIOR+ • GUARD • 5-10

STILLWATER, MINN. • STILLWATER • MINNESOTA

NOTES ON SCALIA

- Big Ten Player of the Week (11/20/23)
- IU's second leading scorer (16.0 ppg.) and has hit a team-high 66 3-pointers
- Has scored in double figures in 18 games including the last five-straight
- Scored 20 points or more in seven games and one 30 point game
- Improved in assists this season - has dished out 54 in 23-24 compared to 50 total in 22-23
- 2023-23 All-Big Ten Honorable Mention (media) and is now a 3x All-Big Ten selection
- Major: sport marketing & management
- Birthday: May 22

GAME AND CAREER HIGHS

2023-24 GAME-BY-GAME

2023-24 Game Highs

Points..... 32, vs. Bowling Green (12/22/23)
Rebounds 9, at Iowa (1/13/24)
Assists 7, at Nebraska (1/7/24)
Steals 3, 2x, last vs. Bowling Green (12/22/23)
Blocks 1, at Rutgers (12/9/23)
FG Made 11, vs. Bowling Green (12/22/23)
3FG Made 8, vs. Bowling Green (12/22/23)
FT Made 8, vs. Maryland (1/31/24)
Minutes 40, at Purdue (1/21/24)

Career Highs

Points..... 37, vs. Ohio (12/15/21)*
Rebounds 10, vs. Iowa (1/6/20)*
Assists 8, vs. Nebraska (2/24/21)*
Steals 4, 4x, last vs. Wisconsin (1/15/23)
Blocks 2, at George Washington (12/10/19)*
FG Made 14, vs. Ohio (12/15/21)*
3FG Made 9, vs. Ohio (12/15/21)*
FT Made 9, vs. Rutgers (2/17/22)*
Minutes 45, vs. Rutgers (2/20/20)*

* - at Minnesota

Opponent	Date	GS	MIN	Total		3-Pointers		Free throws		Rebounds				PF	A	TO	BLK	STL	PTS	AVG	
				FG-FGA	PCT	3FG-3FGA	PCT	FT-FTA	PCT	OFF	DEF	TOT	AVG								
Eastern Ill.	11/09/2023	*	17:54	5-8	.625	3-5	.600	0-0	.000	0	2	2	2.0	2	0	0	0	1	13	13.0	
at Stanford	11/12/2023	*	31:20	5-14	.357	1-8	.125	4-4	1.000	0	3	3	2.5	1	0	1	0	0	15	14.0	
Murray St.	11/17/2023	*	29:43	6-14	.429	2-6	.333	8-8	1.000	1	3	4	3.0	0	3	0	0	1	22	16.7	
Lipscomb	11/19/2023	*	31:32	8-14	.571	5-7	.714	3-3	1.000	0	6	6	3.8	2	5	1	0	1	24	18.5	
vs Tennessee	11/23/2023	*	34:24	4-10	.400	2-4	.500	0-0	.000	1	3	4	3.8	0	3	1	0	0	10	16.8	
vs Princeton	11/25/2023	*	38:10	10-17	.588	5-9	.556	3-3	1.000	1	6	7	4.3	3	5	0	0	2	28	18.7	
at Maine	11/30/2023	*	33:47	3-11	.273	3-8	.375	1-2	.500	0	5	5	4.4	1	4	2	0	0	10	17.4	
Stetson	12/03/2023	*	21:04	3-6	.500	2-4	.500	2-2	1.000	0	5	5	4.5	0	0	0	0	3	10	16.5	
at Rutgers	12/09/2023	*	37:03	1-8	.125	1-6	.167	2-2	1.000	0	4	4	4.4	0	2	2	1	1	5	15.2	
Evansville	12/18/2023	*	17:27	4-7	.571	3-5	.600	1-1	1.000	0	1	1	4.1	2	4	1	0	1	12	14.9	
Bowling Green	12/22/2023	*	27:24	11-17	.647	8-11	.727	2-2	1.000	0	3	3	4.0	0	2	0	0	3	32	16.5	
Illinois	12/31/2023	*	34:26	0-6	.000	0-3	.000	2-2	1.000	0	3	3	3.9	1	2	4	0	1	2	15.3	
Michigan	01/04/2024	*	34:11	5-12	.417	4-10	.400	2-2	1.000	0	1	1	3.7	2	6	1	0	0	16	15.3	
at Nebraska	01/07/2024	*	33:27	5-10	.500	5-10	.500	4-6	.667	0	6	6	3.9	2	7	3	0	2	19	15.6	
Penn St.	01/10/2024	*	38:18	2-9	.222	1-5	.200	6-8	.750	0	6	6	4.0	1	0	1	0	2	11	15.3	
at Iowa	01/13/2024	*	35:35	3-10	.300	0-4	.000	0-0	.000	2	7	9	4.3	0	0	0	0	1	6	14.7	
Minnesota	01/17/2024	*	33:13	8-17	.471	5-11	.455	1-2	.500	0	2	2	4.2	3	2	1	0	0	22	15.1	
at Purdue	01/21/2024	*	40:00	7-15	.467	6-9	.667	0-0	.000	1	3	4	4.2	1	3	0	0	0	20	15.4	
Northwestern	01/28/2024	*	23:32	3-11	.273	3-9	.333	2-2	1.000	0	1	1	4.0	0	2	1	0	0	11	15.2	
at Maryland	01/31/2024	*	38:01	5-11	.455	4-8	.500	8-9	.889	0	5	5	4.1	1	3	1	0	1	22	15.5	
at Ohio St.	02/04/2024	*	37:39	8-17	.471	3-8	.375	6-7	.857	1	3	4	4.0	3	1	3	0	1	25	16.0	
Totals			21	668:11	106-244	.434	66-150	.440	57-65	.877	7	78	85	4.0	25	54	23	1	21	335	16.0

Player Averages

Games Played	Minutes/game	Points/game	FG Pct	3FG Pct	FT Pct	Rebounds/game	Assists/game	Turnovers/game	Assist/Turnover ratio	Steals/game	Blocks/game
21	31.8	16.0	43.4	44.0	87.7	4.0	2.6	1.1	2.3	1.0	0.0

CAREER STATISTICS

				Field Goals		3-Point		F-Throws		Rebounds									Scoring	
SEASON	TEAM	GP-GS	MIN/AVG	FG-FGA	FG%	3FG-3FGA	3FG%	FT-FTA	FT%	OFF	DEF	TOT	AVG	PF-FO	A	TO	BLK	STL	PTS	AVG
2019-20	MINN	31-30	999/32.2	119-310	.384	59-160	.369	37-45	.822	34	94	128	4.1	44-0	44	38	3	39	334	10.8
2020-21	MINN	16-15	542/33.9	75-211	.355	44-132	.333	38-42	.905	3	53	56	3.5	11-0	40	31	1	16	232	14.5
2021-22	MINN	33-33	1160/35.2	203-513	.396	111-269	.413	75-82	.915	23	119	142	4.3	41-1	64	69	1	23	592	17.9
2022-23	IND	32-14	857/26.8	99-278	.356	53-154	.344	52-57	.912	11	84	95	3.0	26-0	50	43	3	27	303	9.5
2023-24	IND	21-21	668/31.8	106-244	.434	66-150	.440	57-65	.877	7	78	85	4.0	25-0	54	23	1	21	335	16.0
TOTAL FOR IND		53-35	1525/28.8	205-522	.393	119-304	.391	109-122	.893	18	162	180	3.4	51-0	104	66	4	48	638	12.0
TOTAL		133-113	4227/31.8	602-1556	.387	333-865	.385	259-291	.890	78	428	506	3.8	147-1	252	204	9	126	1796	13.5



20

JULIANNA LAMENDOLA

FRESHMAN • GUARD • 6-1
COPPELL, TEXAS • COPPELL

NOTES ON LAMENDOLA

- Has appeared in 19 games as a freshman
- Set a career-high seven points and three assists against Northwestern
- Came off the bench to score five points against Michigan
- Led Coppell to first state appearance & district championship averaging 17.4 points and 9.2 rebounds
- Named the 2023 Texas Gatorade Player of the Year and four-star recruit and ranked No. 52 by ESPN
- Major: business
- Birthday: May 14

2023-24 GAME-BY-GAME

GAME AND CAREER HIGHS

2023-24 Game Highs

Points 7, vs. Northwestern (1/28/24)
Rebounds 5, 2x, last vs. Evansville (12/18/23)
Assists 3, vs. Northwestern (1/28/24)
Steals 2, vs. Northwestern (1/28/24)
Blocks 3, vs. Evansville (12/18/23)
FG Made 3, vs. Northwestern (1/28/24)
3FG Made 1, 2x, last vs. Northwestern (1/28/24)
FT Made 1, 2x, last vs. Michigan (1/4/24)
Minutes 20, vs. Bowling Green (12/22/23)

Career Highs

Points 7, vs. Northwestern (1/28/24)
Rebounds 5, 2x, last vs. Evansville (12/18/23)
Assists 3, vs. Northwestern (1/28/24)
Steals 2, vs. Northwestern (1/28/24)
Blocks 3, vs. Evansville (12/18/23)
FG Made 3, vs. Northwestern (1/28/24)
3FG Made 1, 2x, last vs. Northwestern (1/28/24)
FT Made 1, 2x, last vs. Michigan (1/4/24)
Minutes 20, vs. Bowling Green (12/22/23)

Opponent	Date	GS	MIN	Total		3-Pointers		Free throws		Rebounds				PF	A	TO	BLK	STL	PTS	AVG
				FG-FGA	PCT	3FG-3FGA	PCT	FT-FTA	PCT	OFF	DEF	TOT	AVG							
Eastern Ill.	11/09/2023		15:48	0-2	.000	0-1	.000	0-0	.000	0	5	5	5.0	3	1	2	0	0	0	0.0
at Stanford	11/12/2023		02:15	0-0	.000	0-0	.000	0-0	.000	0	0	0	2.5	0	0	0	0	0	0	0.0
Murray St.	11/17/2023		15:11	2-4	.500	0-1	.000	0-1	.000	1	1	2	2.3	1	0	0	1	1	4	1.3
Lipscomb	11/19/2023		12:03	2-5	.400	0-2	.000	0-0	.000	1	1	2	2.3	1	0	1	0	0	4	2.0
vs Tennessee	11/23/2023		04:18	0-0	.000	0-0	.000	0-0	.000	3	1	4	2.6	1	1	1	0	0	0	1.6
vs Princeton	11/25/2023		06:10	0-0	.000	0-0	.000	0-0	.000	0	1	1	2.3	0	0	1	0	0	0	1.3
Stetson	12/03/2023		16:23	0-2	.000	0-2	.000	0-0	.000	0	4	4	2.6	1	0	0	1	1	0	1.1
Evansville	12/18/2023		15:58	2-3	.667	1-1	1.000	1-2	.500	1	4	5	2.9	3	2	3	3	0	6	1.8
Bowling Green	12/22/2023		20:46	0-1	.000	0-1	.000	0-0	.000	0	1	1	2.7	1	1	2	0	0	0	1.6
Illinois	12/31/2023		03:13	0-0	.000	0-0	.000	0-0	.000	0	2	2	2.6	1	1	0	0	0	0	1.4
Michigan	01/04/2024		12:41	2-3	.667	0-0	.000	1-2	.500	1	2	3	2.6	2	1	3	1	0	5	1.7
at Nebraska	01/07/2024		08:58	1-2	.500	0-0	.000	0-0	.000	0	0	0	2.4	0	1	1	0	0	2	1.8
Penn St.	01/10/2024		00:07	0-0	.000	0-0	.000	0-0	.000	0	0	0	2.2	0	0	1	0	0	0	1.6
at Iowa	01/13/2024		02:14	0-0	.000	0-0	.000	0-0	.000	0	0	0	2.1	1	0	0	0	0	0	1.5
Minnesota	01/17/2024		07:27	0-0	.000	0-0	.000	0-0	.000	0	1	1	2.0	0	0	1	1	1	0	1.4
at Purdue	01/21/2024		06:10	0-1	.000	0-0	.000	0-0	.000	0	2	2	2.0	0	0	1	0	0	0	1.3
Northwestern	01/28/2024		17:07	3-5	.600	1-3	.333	0-0	.000	1	2	3	2.1	4	3	0	0	2	7	1.6
at Maryland	01/31/2024		12:41	0-1	.000	0-1	.000	0-0	.000	0	2	2	2.1	3	1	0	0	0	0	1.6
at Ohio St.	02/04/2024		03:14	0-1	.000	0-0	.000	0-0	.000	1	1	2	2.1	0	1	0	0	0	0	1.5
Totals		0	182:43	12-30	.400	2-12	.167	2-5	.400	9	30	39	2.1	22	13	17	7	5	28	1.5

Player Averages

Games Played	Minutes/game	Points/game	FG Pct	3FG Pct	FT Pct	Rebounds/game	Assists/game	Turnovers/game	Assist/Turnover ratio	Steals/game	Blocks/game
19	9.6	1.5	40.0	16.7	40.0	2.1	0.7	0.9	0.8	0.3	0.4

CAREER STATISTICS

				Field Goals		3-Point		F-Throws		Rebounds				Scoring						
SEASON	TEAM	GP-GS	MIN/AVG	FG-FGA	FG%	3FG-3FGA	3FG%	FT-FTA	FT%	OFF	DEF	TOT	AVG	PF-FO	A	TO	BLK	STL	PTS	AVG
2023-24	IND	19-0	183/9.6	12-30	.400	2-12	.167	2-5	.400	9	30	39	2.1	22-0	13	17	7	5	28	1.5
TOTAL		19-0	183/9.6	12-30	.400	2-12	.167	2-5	.400	9	30	39	2.1	22-0	13	17	7	5	28	1.5



21

HENNA SANDVIK

SOPHOMORE • GUARD • 6-0
HELSNKI, FINLAND • MÄKELÄNRINNE

NOTES ON SANDVIK

- Scored a career-high six points in the win over Northwestern
- Has appeared in 15 games off the bench for IU as a sophomore
- Scored five points, four assists, three rebounds and a steal against EIU
- Has made 37 appearances off the bench in her IU career
- Plays for the Finland Senior National team, most recently at the FIBA U20 European Championships where she averaged 9.6 points, 5.9 rebounds and 28.0 minutes per game (seven games).
- Major: business
- Birthday: May 26

2023-24 GAME-BY-GAME

GAME AND CAREER HIGHS

2023-24 Game Highs

Points 6, vs. Northwestern (1/28/24)
Rebounds 3, 2x, last vs. Stetson (12/3/23)
Assists 4, vs EIU (11/9/23)
Steals 1, 3x, last vs. Evansville (12/18/23)
Blocks 1, vs. Murray State (11/17/23)
FG Made 2, 2x, last vs. Northwestern (1/28/24)
3FG Made 1, vs EIU (11/9/23)
FT Made 2, vs. Northwestern (1/28/24)
Minutes 22, vs EIU (11/9/23)

Career Highs

Points 6, vs. Northwestern (1/28/24)
Rebounds 4, vs. Morehead St. (12/18/22)
Assists 4, vs EIU (11/9/23)
Steals 1, 7x, last vs. Evansville (12/18/23)
Blocks 1, vs. Murray State (11/17/23)
FG Made 2, 3x, last vs. Northwestern (1/28/24)
3FG Made 1, 2x, last vs. EIU (11/9/23)
FT Made 2, vs. Northwestern (1/28/24)
Minutes 27, vs. Morehead St. (12/18/22)

Opponent	Date	GS	MIN	Total		3-Pointers		Free throws		Rebounds				PF	A	TO	BLK	STL	PTS	AVG
				FG-FGA	PCT	3FG-3FGA	PCT	FT-FTA	PCT	OFF	DEF	TOT	AVG							
Eastern Ill.	11/09/2023		22:22	2-6	.333	1-4	.250	0-2	.000	0	3	3	3.0	2	4	0	0	1	5	5.0
at Stanford	11/12/2023		05:22	0-1	.000	0-1	.000	0-0	.000	0	1	1	2.0	0	0	1	0	0	0	2.5
Murray St.	11/17/2023		11:51	0-1	.000	0-1	.000	0-0	.000	0	0	0	1.3	1	2	2	1	0	0	1.7
Lipscomb	11/19/2023		06:28	0-0	.000	0-0	.000	0-0	.000	0	0	0	1.0	0	1	1	0	0	0	1.3
vs Tennessee	11/23/2023		01:40	0-1	.000	0-1	.000	0-0	.000	0	0	0	0.8	0	0	0	0	0	0	1.0
at Maine	11/30/2023		06:37	0-0	.000	0-0	.000	0-0	.000	0	1	1	0.8	0	0	1	0	0	0	0.8
Stetson	12/03/2023		11:24	0-3	.000	0-1	.000	0-0	.000	1	2	3	1.1	2	0	1	0	1	0	0.7
Evansville	12/18/2023		15:54	1-1	1.000	0-0	.000	0-0	.000	0	2	2	1.3	2	0	2	0	1	2	0.9
Bowling Green	12/22/2023		11:26	0-1	.000	0-1	.000	1-2	.500	0	0	0	1.1	2	0	1	0	0	1	0.9
Michigan	01/04/2024		04:24	0-0	.000	0-0	.000	0-0	.000	0	0	0	1.0	0	0	0	0	0	0	0.8
at Nebraska	01/07/2024		02:43	0-0	.000	0-0	.000	0-0	.000	0	1	1	1.0	0	0	0	0	0	0	0.7
at Iowa	01/13/2024		01:21	0-0	.000	0-0	.000	0-0	.000	0	0	0	0.9	0	0	0	0	0	0	0.7
Minnesota	01/17/2024		01:20	0-0	.000	0-0	.000	0-0	.000	0	1	1	0.9	0	1	0	0	0	0	0.6
Northwestern	01/28/2024		15:25	2-3	.667	0-1	.000	2-2	1.000	1	0	1	0.9	4	2	0	0	0	6	1.0
at Maryland	01/31/2024		02:32	0-0	.000	0-0	.000	0-0	.000	0	0	0	0.9	0	0	0	0	0	0	0.9
Totals		0	120:49	5-17	.294	1-10	.100	3-6	.500	2	11	13	0.9	13	10	9	1	3	14	0.9

Player Averages

Games Played	Minutes/ game	Points/ game	FG Pct	3FG Pct	FT Pct	Rebounds/ game	Assists/ game	Turnovers/ game	Assist/Turnover ratio	Steals/ game	Blocks/ game
15	8.1	0.9	29.4	10.0	50.0	0.9	0.7	0.6	1.1	0.2	0.1

CAREER STATISTICS

				Field Goals		3-Point		F-Throws		Rebounds				Scoring						
SEASON	TEAM	GP-GS	MIN/AVG	FG-FGA	FG%	3FG-3FGA	3FG%	FT-FTA	FT%	OFF	DEF	TOT	AVG	PF-FO	A	TO	BLK	STL	PTS	AVG
2022-23	IND	23-0	151/6.6	6-17	.353	1-8	.125	0-2	.000	4	13	17	0.7	9-0	5	7	0	4	13	0.6
2023-24	IND	15-0	121/8.1	5-17	.294	1-10	.100	3-6	.500	2	11	13	0.9	13-0	10	9	1	3	14	0.9
TOTAL		38-0	272/7.2	11-34	.324	2-18	.111	3-8	.375	6	24	30	0.8	22-0	15	16	1	7	27	0.7



22

**CHLOE
MOORE-MCNEIL**
SENIOR • GUARD • 5-11
GREENFIELD, TENN. • GREENFIELD

NOTES ON MOORE-MCNEIL

- Turned it up in conference play where she's averaging 12.2 points and 4.1 assists per game
- Team's leader in assists (95 4.5 apg.)
- Has 10 double figure scoring games this season, including a career-high 20 points at Purdue
- 2022-23 All-Big Ten second team (media), Honorable Mention (coaches)
- Started all 32 games last year averaging 9.5 ppg., 4.8 apg. and 3.9 rpg. and led team in assists (155)
- Has one more season of eligibility (COVID) in 2024-25
- Major: exercise science
- Birthday: June 5

2023-24 GAME-BY-GAME

Opponent	Date	GS	MIN	Total		3-Pointers		Free throws		Rebounds			PF	A	TO	BLK	STL	PTS	AVG		
				FG-FGA	PCT	3FG-3FGA	PCT	FT-FTA	PCT	OFF	DEF	TOT									
Eastern Ill.	11/09/2023	*	20:02	3-5	.600	1-2	.500	0-0	.000	0	1	1	1.0	1	3	2	0	7	7.0		
at Stanford	11/12/2023	*	37:14	5-13	.385	1-8	.125	0-0	.000	0	1	2	3	2.0	1	6	2	0	3	11	9.0
Murray St.	11/17/2023	*	28:54	6-9	.667	1-2	.500	1-1	1.000	1	1	1	2	2.0	1	5	1	1	0	14	10.7
Lipscomb	11/19/2023	*	21:16	1-3	.333	0-0	.000	0-0	.000	0	1	1	1	1.8	4	2	1	1	0	2	8.5
vs Tennessee	11/23/2023	*	32:06	3-10	.300	1-3	.333	0-0	.000	1	4	5	2.4	1	6	1	0	0	3	7	8.2
vs Princeton	11/25/2023	*	36:29	4-5	.800	1-1	1.000	0-2	.000	0	3	3	2.5	3	4	4	0	0	9	8.3	
at Maine	11/30/2023	*	34:07	2-6	.333	1-2	.500	2-2	1.000	0	1	1	2	3	2	6	2	1	2	7	8.1
Stetson	12/03/2023	*	23:16	2-6	.333	1-3	.333	2-2	1.000	1	4	5	2.6	1	6	1	0	3	7	8.0	
at Rutgers	12/09/2023	*	37:10	3-8	.375	1-2	.500	4-7	.571	1	3	4	2.8	2	7	1	1	1	11	8.3	
Evansville	12/18/2023	*	23:38	1-4	.250	0-1	.000	0-2	.000	1	4	5	3.0	1	6	0	2	2	2	7.7	
Bowling Green	12/22/2023	*	20:22	3-7	.429	3-6	.500	0-0	.000	0	2	2	2.9	0	5	0	0	3	9	7.8	
Illinois	12/31/2023	*	35:47	7-11	.636	2-3	.667	3-4	.750	0	2	2	2.8	0	3	4	0	1	19	8.8	
Michigan	01/04/2024	*	31:01	2-4	.500	0-1	.000	5-5	1.000	1	5	6	3.1	1	3	2	0	1	9	8.8	
at Nebraska	01/07/2024	*	33:52	6-7	.857	2-2	1.000	2-2	1.000	0	3	3	3.1	1	3	1	0	1	16	9.3	
Penn St.	01/10/2024	*	35:49	5-15	.333	0-1	.000	6-8	.750	0	0	0	2.9	0	4	6	1	2	16	9.7	
at Iowa	01/13/2024	*	31:03	4-10	.400	1-4	.250	0-0	.000	0	0	0	2.7	4	6	0	0	1	9	9.7	
Minnesota	01/17/2024	*	28:20	1-3	.333	0-1	.000	2-2	1.000	0	4	4	2.8	2	5	0	0	1	4	9.4	
at Purdue	01/21/2024	*	40:00	7-14	.500	3-5	.600	3-3	1.000	1	2	3	2.8	0	4	2	2	2	20	9.9	
Northwestern	01/28/2024	*	22:48	5-8	.625	0-1	.000	0-0	.000	0	2	2	2.7	0	3	0	0	1	10	9.9	
at Maryland	01/31/2024	*	37:08	3-10	.300	2-9	.222	2-3	.667	0	5	5	2.9	4	3	4	0	0	10	10.0	
at Ohio St.	02/04/2024	*	37:57	4-7	.571	0-1	.000	2-3	.667	1	2	3	2.9	4	5	5	1	1	10	10.0	
Totals			21	648:19	77-165	.467	21-58	.362	34-46	.739	9	51	60	2.9	33	95	39	10	31	209	10.0

GAME AND CAREER HIGHS

2023-24 Game Highs

Points 20, at Purdue (1/21/24)
Rebounds 6, vs. Michigan (1/4/24)
Assists 7, at Rutgers (12/9/23)
Steals 3, 5x, last vs. Bowling Green (12/22/23)
Blocks 2, 2x, last at Purdue (1/21/24)
FG Made 7, 2x, last at Purdue (1/21/24)
3FG Made 3, 2x, last at Purdue (1/21/24)
FT Made 6, vs. Penn St. (1/10/24)
Minutes 40, at Purdue (1/21/24)

Career Highs

Points 20, at Purdue (1/21/24)
Rebounds 10, vs. Purdue (2/6/22)
Assists 11, vs. Michigan State (3/3/23)
Steals 5, 2x, last at Purdue (2/5/23)
Blocks 2, 2x, last vs. Evansville (12/18/23)
FG Made 6, at Iowa (2/26/23)
3FG Made 4, vs. Purdue (2/19/23)
FT Made 10, vs. Michigan State (3/3/23)
Minutes 42, 2x, last vs. Nebraska (1/1/23)

Player Averages

Games Played	Minutes/game	Points/game	FG Pct	3FG Pct	FT Pct	Rebounds/game	Assists/game	Turnovers/game	Assist/Turnover ratio	Steals/game	Blocks/game
21	30.9	10.0	46.7	36.2	73.9	2.9	4.5	1.9	2.4	1.5	0.5

CAREER STATISTICS

SEASON	TEAM	GP-GS	MIN/AVG	Field Goals FG-FGA FG%	3-Point 3FG-3FGA 3FG%	F-Throws FT-FTA FT%	Rebounds OFF DEF TOT AVG	Scoring PF-FO A TO BLK STL PTS AVG
2020-21	IND	25-0	184/7.3	10-38 .263	4-27 .148	8-17 .471	1 23 24 1.0	17-0 17 8 0 7 32 1.3
2021-22	IND	31-2	656/21.2	58-136 .426	22-71 .310	24-33 .727	13 77 90 2.9	50-0 30 31 4 18 162 5.2
2022-23	IND	32-32	1073/33.5	92-209 .440	33-98 .337	88-102 .863	26 100 126 3.9	55-0 155 48 14 46 305 9.5
2023-24	IND	21-21	648/30.9	77-165 .467	21-58 .362	34-46 .739	9 51 60 2.9	33-0 95 39 10 31 209 10.0
TOTAL		109-55	2561/23.5	237-548 .432	80-254 .315	154-198 .778	49 251 300 2.8	155-0 297 126 28 102 708 6.5



23

**SHARNECCE
CURRIE-JELKS**
SOPHOMORE • FORWARD • 6-2
JACKSON, TENN. • SOUTHSIDE • UT MARTIN

NOTES ON CURRIE-JELKS

- Has played in three games off the bench this season
- Earned OVC Freshman of the Year honors, named to All-OVC first team and All-Newcomer squad
- Played in 28 games with UT Martin averaging 15.2 points, 6.9 rebounds and 1.4 steals
- Set a season high 30 points and 13 rebounds against Southeast Missouri
- Major: exercise science
- Birthday: May 27

2023-24 GAME-BY-GAME

GAME AND CAREER HIGHS

2023-24 Game Highs

Points 2, vs. EIU (11/9/23)
Rebounds 1, vs. Evansville (12/18/23)
Assists N/A
Steals N/A
Blocks N/A
FG Made 1, vs. EIU (11/9/23)
3FG Made N/A
FT Made N/A
Minutes 4, vs. EIU (11/9/23)

Career Highs

Points 30, vs. SEMO (1/5/23)*
Rebounds 15, vs. Troy (11/10/22)*
Assists 3, 2x, last vs. TN St. (2/23/23)*
Steals 4, vs. TN St. (2/23/23)*
Blocks 4, vs. Murray St. (11/30/22)*
FG Made 12, vs. SEMO (1/5/23)*
3FG Made 1, 5x, last vs. Morehead St. (3/1/23)*
FT Made 7, vs. Norfolk St. (11/22/22)*
Minutes 38, 3x, last vs. Morehead St. (3/1/23)*

* - at UT Martin

Opponent	Date	GS	MIN	Total		3-Pointers		Free throws		Rebounds				PF	A	TO	BLK	STL	PTS	AVG
				FG-FGA	PCT	3FG-3FGA	PCT	FT-FTA	PCT	OFF	DEF	TOT	AVG							
Eastern Ill.	11/09/2023		04:33	1-1	1.000	0-0	.000	0-0	.000	0	0	0	0.0	0	0	0	0	0	2	2.0
Lipscomb	11/19/2023		00:56	0-0	.000	0-0	.000	0-0	.000	0	0	0	0.0	0	0	0	0	0	0	1.0
Evansville	12/18/2023		03:00	0-0	.000	0-0	.000	0-0	.000	0	1	1	0.3	0	0	0	0	0	0	0.7
Totals		0	08:29	1-1	1.000	0-0	.000	0-0	.000	0	1	1	0.3	0	0	0	0	0	2	0.7

Player Averages

Games Played	Minutes/ game	Points/ game	FG Pct	3FG Pct	FT Pct	Rebounds/ game	Assists/ game	Turnovers/ game	Assist/Turnover ratio	Steals/ game	Blocks/ game
3	2.8	0.7	100.0	0.0	0.0	0.3	0.0	0.0	0.0	0.0	0.0

CAREER STATISTICS

SEASON	TEAM	GP-GS	MIN/AVG	Field Goals		3-Point		F-Throws		Rebounds				Scoring						
				FG-FGA	FG%	3FG-3FGA	3FG%	FT-FTA	FT%	OFF	DEF	TOT	AVG	PF-FO	A	TO	BLK	STL	PTS	AVG
2022-23	UTM	28-26	820/29.3	179-332	.539	5-21	.238	62-84	.738	66	127	193	6.9	87-2	22	72	28	39	425	15.2
2023-24	IND	3-0	8/2.8	1-1	1.000	0-0	.000	0-0	.000	0	1	1	0.3	0-0	0	0	0	0	2	0.7
TOTAL FOR IND		3-0	8/2.8	1-1	1.000	0-0	.000	0-0	.000	0	1	1	0.3	0-0	0	0	0	0	2	0.7
TOTAL		31-26	828/26.7	180-333	.541	5-21	.238	62-84	.738	66	128	194	6.3	87-2	22	72	28	39	427	13.8



25

ARIELLE WISNE

SENIOR • CENTER • 6-5
THORNTON, COLO. • THORNTON

NOTES ON WISNE

- Has appeared in 47 games in her career off the bench for the Hoosiers
- Posted a bucket in six minutes of action in the season opener vs. EIU
- Major: media
- Birthday: May 12

2023-24 GAME-BY-GAME

Opponent	Date	GS	MIN	Total		3-Pointers		Free throws		Rebounds				PF		A		BLK		STL		PTS		AVG
				FG-FGA	PCT	3FG-3FGA	PCT	FT-FTA	PCT	OFF	DEF	TOT	AVG											
Eastern Ill.	11/09/2023		06:48	1-1	1.000	0-0	.000	0-0	.000	0	2	2	2.0	1	0	1	0	1	2	0	1	2	2.0	
Lipscomb	11/19/2023		02:04	0-0	.000	0-0	.000	0-0	.000	1	1	2	2.0	0	1	0	0	0	0	0	0	0	1.0	
Stetson	12/03/2023		01:35	0-0	.000	0-0	.000	0-0	.000	1	0	1	1.7	0	0	0	0	0	0	0	0	0	0.7	
Evansville	12/18/2023		01:28	0-0	.000	0-0	.000	0-0	.000	0	0	0	1.3	0	0	1	0	0	0	0	0	0	0.5	
Bowling Green	12/22/2023		02:06	0-0	.000	0-0	.000	0-0	.000	0	1	1	1.2	0	0	0	0	0	0	0	0	0	0.4	
Michigan	01/04/2024		01:38	0-0	.000	0-0	.000	0-0	.000	0	0	0	1.0	0	0	0	0	0	0	0	0	0	0.3	
Totals			0 15:39	1-1	1.000	0-0	.000	0-0	.000	2	4	6	1.0	1	1	2	0	1	2	0	1	2	0.3	

2023-24 Game Highs

Points..... 2, vs. EIU (11/9/23)
 Rebounds 2, 2x, last vs. Lipscomb (11/19/23)
 Assists 1, vs. Lipscomb (11/19/23)
 Steals 1, vs. EIU (11/9/23)
 Blocks N/A
 FG Made 1, vs. EIU (11/9/23)
 3FG Made N/A
 FT Made N/A
 Minutes 6, vs. EIU (11/9/23)

Career Highs

Points..... 4, vs. Eastern Ky. (11/25/20)
 Rebounds 3, vs. Eastern Ky. (11/25/20)
 Assists 1, vs. Lipscomb (11/19/23)
 Steals 1, vs. EIU (11/9/23)
 Blocks 1, 3x, last vs. Ohio State (3/5/22)
 FG Made 2, vs. Eastern Ky. (11/25/20)
 3FG Made N/A
 FT Made 1, vs. Morehead St. (12/18/22)
 Minutes 8, vs. Samford (12/3/20)

Player Averages

Games Played	Minutes/game	Points/game	FG Pct	3FG Pct	FT Pct	Rebounds/game	Assists/game	Turnovers/game	Assist/Turnover ratio	Steals/game	Blocks/game
6	2.6	0.3	100.0	0.0	0.0	1.0	0.2	0.3	0.5	0.2	0.0

CAREER STATISTICS

				Field Goals		3-Point		F-Throws		Rebounds									Scoring	
SEASON	TEAM	GP-GS	MIN/AVG	FG-FGA	FG%	3FG-3FGA	3FG%	FT-FTA	FT%	OFF	DEF	TOT	AVG	PF-FO	A	TO	BLK	STL	PTS	AVG
2020-21	IND	13-0	39/3.0	2-6	.333	0-0	.000	0-0	.000	4	5	9	0.7	9-0	0	3	3	0	4	0.3
2021-22	IND	17-0	46/2.7	0-1	.000	0-0	.000	0-0	.000	3	4	7	0.4	7-0	0	3	1	0	0	0.0
2022-23	IND	11-0	17/1.5	2-3	.667	0-0	.000	1-3	.333	2	2	4	0.4	2-0	0	1	0	0	5	0.5
2023-24	IND	6-0	16/2.6	1-1	1.000	0-0	.000	0-0	.000	2	4	6	1.0	1-0	1	2	0	1	2	0.3
TOTAL		47-0	118/2.5	5-11	.455	0-0	.000	1-3	.333	11	15	26	0.6	19-0	1	9	4	1	11	0.2



33

SYDNEY PARRISH

SENIOR • GUARD • 6-2

FISHERS, IND. • HAMILTON SOUTHEASTERN • OREGON

NOTES ON PARRISH

- Has missed the last 3 games with foot injury
- Team's second leading rebounder with 5.8 boards per game
- Has two double-doubles and has scored in double figures in her last five games
- Averaging 14.1 points, 5.9 rebounds and shooting 54 percent from the floor in seven Big Ten games
- 2022-23 All-Big Ten Honorable Mention (coaches and media)
- Does have one more season of eligibility (COVID) in 2024-25
- Major: sports media
- Birthday: Oct. 10

2022-23 GAME-BY-GAME

GAME AND CAREER HIGHS

2023-24 Game Highs

Points 20, 2x, last vs. Penn St. (1/10/24)
Rebounds 10, 3x, last at Rutgers (12/9/23)
Assists 5, 2x, last vs. Minnesota (1/17/24)
Steals 5, at Iowa (1/13/24)
Blocks 2, vs. Tennessee (11/23/23)
FG Made 7, at Nebraska (1/7/24)
3FG Made 6, at Nebraska (1/7/24)
FT Made 8, vs. Penn St. (1/10/24)
Minutes 37, 2x, last at Iowa (1/13/24)

Career Highs

Points 26, at Portland (12/4/21)*
Rebounds 11, 2x, last vs. Ohio State (1/26/23)
Assists 6, vs. McNeese (12/13/21)*
Steals 5, at Minnesota (2/1/23)
Blocks 4, vs. Michigan State (3/3/23)
FG Made 10, at Portland (12/4/21)*
3FG Made 7, at California (1/9/22)*
FT Made 8 vs. Penn St. (1/10/24)
Minutes 41, vs. Nebraska (1/1/23)

* - at Oregon

Opponent	Date	GS	MIN	Total		3-Pointers		Free throws		Rebounds				PF	A	TO	BLK	STL	PTS	AVG	
				FG-FGA	PCT	3FG-3FGA	PCT	FT-FTA	PCT	OFF	DEF	TOT	AVG								
Eastern Ill.	11/09/2023	*	20:46	1-7	.143	1-6	.167	0-0	.000	1	4	5	5.0	1	4	1	0	2	3	3.0	
at Stanford	11/12/2023	*	30:48	4-11	.364	2-7	.286	5-6	.833	1	4	5	5.0	2	2	1	0	0	15	9.0	
Murray St.	11/17/2023	*	13:44	2-4	.500	1-2	.500	0-0	.000	0	7	7	5.7	0	0	1	0	0	5	7.7	
Lipscomb	11/19/2023	*	20:31	2-8	.250	2-5	.400	1-2	.500	0	6	6	5.8	2	3	2	0	0	7	7.5	
vs Tennessee	11/23/2023	*	27:47	2-8	.250	2-6	.333	0-0	.000	0	3	3	5.2	4	1	1	2	0	6	7.2	
vs Princeton	11/25/2023	*	24:12	3-7	.429	1-4	.250	0-0	.000	0	3	3	4.8	4	2	1	0	0	7	7.2	
at Maine	11/30/2023	*	31:54	6-13	.462	2-5	.400	3-5	.600	3	7	10	5.6	1	4	1	0	2	17	8.6	
Stetson	12/03/2023	*	23:37	4-9	.444	0-4	.000	0-0	.000	1	9	10	6.1	1	3	1	0	1	8	8.5	
at Rutgers	12/09/2023	*	37:05	6-11	.545	1-4	.250	1-2	.500	2	8	10	6.6	2	2	2	1	0	14	9.1	
Evansville	12/18/2023	*	22:34	3-5	.600	2-4	.500	4-4	1.000	0	5	5	6.4	3	2	3	1	1	12	9.4	
Bowling Green	12/22/2023	*	19:14	1-5	.200	1-3	.333	2-2	1.000	0	4	4	6.2	2	3	1	1	0	5	9.0	
Illinois	12/31/2023	*	35:17	2-10	.200	1-5	.200	0-0	.000	0	7	7	6.3	2	2	0	0	1	5	8.7	
Michigan	01/04/2024	*	24:05	5-6	.833	3-4	.750	1-2	.500	0	2	2	5.9	4	5	3	1	0	14	9.1	
at Nebraska	01/07/2024	*	28:03	7-11	.636	6-7	.857	0-0	.000	2	4	6	5.9	2	1	1	1	1	20	9.9	
Penn St.	01/10/2024	*	34:19	5-9	.556	2-6	.333	8-10	.800	2	4	6	5.9	4	2	1	1	3	20	10.5	
at Iowa	01/13/2024	*	37:46	4-8	.500	1-4	.250	2-2	1.000	1	5	6	5.9	3	0	2	1	5	11	10.6	
Minnesota	01/17/2024	*	32:33	5-8	.625	5-8	.625	0-0	.000	0	4	4	5.8	1	5	2	0	0	15	10.8	
Totals			17	464:15	62-140	.443	33-84	.393	27-35	.771	13	86	99	5.8	38	41	24	9	16	184	10.8

Player Averages

Games Played	Minutes/ game	Points/ game	FG Pct	3FG Pct	FT Pct	Rebounds/ game	Assists/ game	Turnovers/ game	Assist/Turnover ratio	Steals/ game	Blocks/ game
17	27.3	10.8	44.3	39.3	77.1	5.8	2.4	1.4	1.7	0.9	0.5

CAREER STATISTICS

				Field Goals		3-Point		F-Throws		Rebounds									Scoring	
SEASON	TEAM	GP-GS	MIN/AVG	FG-FGA	FG%	3FG-3FGA	3FG%	FT-FTA	FT%	OFF	DEF	TOT	AVG	PF-FO	A	TO	BLK	STL	PTS	AVG
2020-21	Oregon	23-2	387/16.8	45-134	.336	22-66	.333	26-29	.897	17	46	63	2.7	29-0	15	15	8	23	138	6.0
2021-22	Oregon	32-32	789/24.7	95-247	.385	52-147	.354	30-40	.750	30	76	106	3.3	70-0	32	46	7	31	272	8.5
2022-23	IND	32-26	930/29.1	130-290	.448	55-150	.367	70-98	.714	36	138	174	5.4	103-6	59	57	22	50	385	12.0
2023-24	IND	17-17	464/27.3	62-140	.443	33-84	.393	27-35	.771	13	86	99	5.8	38-0	41	24	9	16	184	10.8
TOTAL FOR IND		49-43	1394/28.5	192-430	.447	88-234	.376	97-133	.729	49	224	273	5.6	141-6	100	81	31	66	569	11.6
TOTAL		104-77	2571/24.7	332-811	.409	162-447	.362	153-202	.757	96	346	442	4.3	240-6	147	142	46	120	979	9.4



52

LILLY MEISTER

SOPHOMORE • FORWARD • 6-3
ROCHESTER, MINN. • JOHN MARSHALL

NOTES ON MEISTER

- Posted a career-high 13 points by going 5-for-8 from the floor versus Northwestern
- Tied a career-high eight rebounds against Bowling Green
- Has pulled down four-plus rebounds six times this season and shooting 75.0 percent from the floor
- Played in 31 games in her first season averaging 6.4 minutes per game
- Made her first career start in the NCAA Tournament against Tennessee Tech
- Major: merchandising
- Birthday: May 16

2023-24 GAME-BY-GAME

GAME AND CAREER HIGHS

2023-24 Game Highs

Points13, vs. Northwestern (1/28/24)
Rebounds8, vs. Bowling Green (12/22/23)
Assists1, 8x, last at Purdue (1/21/24)
Steals2, vs. Illinois (12/31/23)
Blocks2, vs. Stetson (12/3/23)
FG Made6, vs. Murray State (11/17/23)
3FG MadeN/A
FT Made3, 2x, last vs. Northwestern (1/28/24)
Minutes22, vs. Northwestern (1/28/24)

Career Highs

Points13, vs. Northwestern (1/28/24)
Rebounds .8, 2x, last vs. Bowling Green (12/22/23)
Assists1, 13x, last at Purdue (1/21/24)
Steals2, 2x, last vs. Stetson (12/3/23)
Blocks3, vs. Tennessee Tech (3/18/23)
FG Made6, vs. Murray State (11/17/23)
3FG MadeN/A
FT Made3, 2x, last vs. Northwestern (1/28/24)
Minutes22, vs. Northwestern (1/28/24)

Opponent	Date	GS	MIN	Total		3-Pointers		Free throws		Rebounds				PF	A	TO	BLK	STL	PTS	AVG
				FG-FGA	PCT	3FG-3FGA	PCT	FT-FTA	PCT	OFF	DEF	TOT	AVG							
Eastern Ill.	11/09/2023		10:09	3-4	.750	0-0	.000	0-0	.000	0	1	1	1.0	1	0	1	0	0	6	6.0
at Stanford	11/12/2023		08:05	0-1	.000	0-1	.000	0-0	.000	0	0	0	0.5	3	0	1	0	0	0	3.0
Murray St.	11/17/2023		14:41	6-7	.857	0-0	.000	0-1	.000	2	5	7	2.7	2	1	0	0	0	12	6.0
Lipscomb	11/19/2023		09:53	2-3	.667	0-0	.000	0-0	.000	1	4	5	3.3	2	0	2	1	0	4	5.5
vs Tennessee	11/23/2023		12:13	4-4	1.000	0-0	.000	0-0	.000	0	4	4	3.4	3	0	2	0	0	8	6.0
vs Princeton	11/25/2023		04:12	0-0	.000	0-0	.000	0-0	.000	0	0	0	2.8	1	0	1	0	0	0	5.0
at Maine	11/30/2023		03:11	0-0	.000	0-0	.000	0-0	.000	0	0	0	2.4	0	1	0	0	0	0	4.3
Stetson	12/03/2023		19:28	2-2	1.000	0-0	.000	0-0	.000	1	6	7	3.0	1	1	2	2	0	4	4.3
at Rutgers	12/09/2023		09:18	0-1	.000	0-0	.000	0-0	.000	1	1	2	2.9	1	1	1	1	0	0	3.8
Evansville	12/18/2023		16:05	4-5	.800	0-0	.000	0-0	.000	3	4	7	3.3	1	0	0	0	0	8	4.2
Bowling Green	12/22/2023		15:13	3-4	.750	0-0	.000	0-1	.000	1	7	8	3.7	3	1	0	1	0	6	4.4
Illinois	12/31/2023		10:23	4-4	1.000	0-0	.000	0-0	.000	0	2	2	3.6	0	0	0	0	2	8	4.7
Michigan	01/04/2024		15:28	1-2	.500	0-0	.000	3-4	.750	1	2	3	3.5	2	0	0	0	0	5	4.7
at Nebraska	01/07/2024		12:59	2-2	1.000	0-0	.000	1-2	.500	0	0	0	3.3	2	1	0	0	1	5	4.7
Penn St.	01/10/2024		08:03	0-0	.000	0-0	.000	0-0	.000	1	5	6	3.5	1	0	0	1	0	0	4.4
at Iowa	01/13/2024		08:57	0-0	.000	0-0	.000	0-0	.000	0	0	0	3.3	2	0	1	0	0	0	4.1
Minnesota	01/17/2024		06:13	1-3	.333	0-0	.000	1-2	.500	0	1	1	3.1	0	1	0	0	0	3	4.1
at Purdue	01/21/2024		06:24	0-0	.000	0-0	.000	0-0	.000	0	2	2	3.1	1	1	0	0	0	0	3.8
Northwestern	01/28/2024		22:47	5-8	.625	0-0	.000	3-3	1.000	2	1	3	3.1	3	0	3	1	0	13	4.3
at Maryland	01/31/2024		04:21	2-2	1.000	0-0	.000	2-2	1.000	0	1	1	3.0	0	0	0	0	0	6	4.4
at Ohio St.	02/04/2024		07:29	0-0	.000	0-0	.000	0-0	.000	0	2	2	2.9	2	0	0	0	0	0	4.2
Totals		0	225:31	39-52	.750	0-1	.000	10-15	.667	13	48	61	2.9	31	8	14	7	3	88	4.2

Player Averages

Games Played	Minutes/ game	Points/ game	FG Pct	3FG Pct	FT Pct	Rebounds/ game	Assists/ game	Turnovers/ game	Assist/Turnover ratio	Steals/ game	Blocks/ game
21	10.7	4.2	75.0	0.0	66.7	2.9	0.4	0.7	0.6	0.1	0.3

CAREER STATISTICS

				Field Goals		3-Point		F-Throws		Rebounds									Scoring	
SEASON	TEAM	GP-GS	MIN/AVG	FG-FGA	FG%	3FG-3FGA	3FG%	FT-FTA	FT%	OFF	DEF	TOT	AVG	PF-FO	A	TO	BLK	STL	PTS	AVG
2022-23	IND	31-1	199/6.4	29-46	.630	0-0	.000	17-23	.739	26	40	66	2.1	37-1	5	13	11	5	75	2.4
2023-24	IND	21-0	226/10.7	39-52	.750	0-1	.000	10-15	.667	13	48	61	2.9	31-0	8	14	7	3	88	4.2
TOTAL		52-1	424/8.2	68-98	.694	0-1	.000	27-38	.711	39	88	127	2.4	68-1	13	27	18	8	163	3.1



54

MACKENZIE HOLMES

GRADUATE STUDENT • FORWARD • 6-3
GORHAM, MAINE • GORHAM

NOTES ON HOLMES

- Team's leading scorer (20.1 ppg.) and leading rebounder (7.5) shooting a league's best 66.0%
- Has scored in double figures in 20 of 21 games and has a team-high six double-doubles
- Scored a season-high 32 points on 15-for-17 shooting versus Minnesota
- Has 116 career victories in an IU uniform - second all-time to Grace Berger (118)
- Ranks 1st at IU in FG made (954), 2nd in scoring (2320), career blocks (237) and 5th in rebounds (933)
- Major: human development & family studies (bachelor's), non-degree seeking master's student
- Birthday: Nov. 1

2023-24 GAME-BY-GAME

GAME AND CAREER HIGHS

2023-24 Game Highs

Points..... 32, vs. Minnesota (1/17/24)
Rebounds13, vs. Penn St. (1/10/24)
Assists 4, 2x, last at Iowa (1/13/24)
Steals.....2, 4x, last vs. Maryland (1/31/24)
Blocks 4, vs. EIU (11/9/23)
FG Made15, vs. Minnesota (1/17/24)
3FG Made 1, at Purdue (1/21/24)
FT Made.....10, 2x, last vs. Illinois (12/31/23)
Minutes..... 36, vs. Maine (11/30/23)

Career Highs

Points..... 33, at Ohio State (2/13/23)
Rebounds 19, vs. W. Michigan (12/19/21)
Assists 4, 2x, last at Iowa (1/13/24)
Steals.....6, at Illinois (1/18/23)
Blocks 7, vs. Eastern Ky. (11/25/20)
FG Made15, at Ohio State (2/13/23)
3FG Made 2, vs. NC State (12/2/21)
FT Made..... 11, 2x, last vs. Michigan State (3/3/23)
Minutes..... 41, vs. Maryland (1/2/22)

Opponent	Date	GS	MIN	Total		3-Pointers		Free throws		Rebounds				PF	A	TO	BLK	STL	PTS	AVG	
				FG-FGA	PCT	3FG-3FGA	PCT	FT-FTA	PCT	OFF	DEF	TOT	AVG								
Eastern Ill.	11/09/2023	*	18:30	9-10	.900	0-0	.000	1-4	.250	1	5	6	6.0	1	2	2	4	1	19	19.0	
at Stanford	11/12/2023	*	31:55	3-12	.250	0-3	.000	2-2	1.000	1	1	2	4.0	4	0	3	1	0	8	13.5	
Murray St.	11/17/2023	*	25:19	8-15	.533	0-0	.000	4-6	.667	3	7	10	6.0	2	3	1	1	1	20	15.7	
Lipscomb	11/19/2023	*	27:07	11-16	.688	0-0	.000	1-2	.500	2	8	10	7.0	1	2	0	1	1	23	17.5	
vs Tennessee	11/23/2023	*	27:47	7-10	.700	0-1	.000	3-4	.750	3	3	6	6.8	3	1	1	0	0	17	17.4	
vs Princeton	11/25/2023	*	35:48	9-17	.529	0-0	.000	2-2	1.000	1	7	8	7.0	2	4	4	2	0	20	17.8	
at Maine	11/30/2023	*	36:50	9-11	.818	0-0	.000	4-4	1.000	3	4	7	7.0	2	0	2	2	1	22	18.4	
Stetson	12/03/2023	*	18:57	7-9	.778	0-0	.000	3-4	.750	1	2	3	6.5	0	1	0	2	0	17	18.3	
at Rutgers	12/09/2023	*	30:42	12-15	.800	0-0	.000	1-1	1.000	1	7	8	6.7	3	1	1	1	1	25	19.0	
Evansville	12/18/2023	*	20:55	6-7	.857	0-0	.000	10-13	.769	1	9	10	7.0	1	0	3	0	0	22	19.3	
Bowling Green	12/22/2023	*	22:41	3-6	.500	0-0	.000	4-7	.571	2	4	6	6.9	1	2	5	1	1	10	18.5	
Illinois	12/31/2023	*	31:07	10-14	.714	0-0	.000	10-12	.833	3	4	7	6.9	4	2	5	2	2	30	19.4	
Michigan	01/04/2024	*	22:54	7-10	.700	0-0	.000	6-10	.600	1	6	7	6.9	4	0	5	1	1	20	19.5	
at Nebraska	01/07/2024	*	27:01	10-14	.714	0-0	.000	2-4	.500	3	3	6	6.9	2	1	4	1	2	22	19.6	
Penn St.	01/10/2024	*	31:57	10-16	.625	0-0	.000	1-1	1.000	6	7	13	7.3	3	0	4	3	1	21	19.7	
at Iowa	01/13/2024	*	31:03	6-13	.462	0-0	.000	4-9	.444	2	5	7	7.3	2	4	3	2	1	16	19.5	
Minnesota	01/17/2024	*	33:47	15-17	.882	0-0	.000	2-2	1.000	3	4	7	7.2	2	2	3	2	2	32	20.2	
at Purdue	01/21/2024	*	33:36	6-7	.857	1-1	1.000	2-2	1.000	2	4	6	7.2	4	2	5	2	1	15	19.9	
Northwestern	01/28/2024	*	20:25	9-14	.643	0-0	.000	9-9	1.000	4	7	11	7.4	2	0	0	0	1	27	20.3	
at Maryland	01/31/2024	*	35:39	8-14	.571	0-0	.000	7-8	.875	7	3	10	7.5	4	1	4	0	2	23	20.5	
at Ohio St.	02/04/2024	*	32:31	6-12	.500	0-1	.000	2-4	.500	1	8	9	7.6	4	4	5	1	0	14	20.1	
Totals			21	596:31	171-259	.660	1-6	.167	80-110	.727	51	108	159	7.6	51	32	60	29	19	423	20.1

Player Averages

Games Played	Minutes/game	Points/game	FG Pct	3FG Pct	FT Pct	Rebounds/game	Assists/game	Turnovers/game	Assist/Turnover ratio	Steals/game	Blocks/game
21	28.4	20.1	66.0	16.7	72.7	7.6	1.5	2.9	0.5	0.9	1.4

CAREER STATISTICS

				Field Goals		3-Point		F-Throws		Rebounds									Scoring	
SEASON	TEAM	GP-GS	MIN/AVG	FG-FGA	FG%	3FG-3FGA	3FG%	FT-FTA	FT%	OFF	DEF	TOT	AVG	PF-FO	A	TO	BLK	STL	PTS	AVG
2019-20	IND	32-2	609/19.0	144-227	.634	0-0	.000	56-86	.651	64	102	166	5.2	75-1	10	41	27	23	344	10.8
2020-21	IND	27-27	821/30.4	202-333	.607	0-6	.000	76-97	.784	69	137	206	7.6	65-1	11	42	81	25	480	17.8
2021-22	IND	25-25	713/28.5	156-260	.600	6-15	.400	63-78	.808	58	117	175	7.0	54-1	14	40	42	12	381	15.2
2022-23	IND	31-31	953/30.7	281-413	.680	2-9	.222	128-179	.715	64	163	227	7.3	88-2	38	63	58	35	692	22.3
2023-24	IND	21-21	597/28.4	171-259	.660	1-6	.167	80-110	.727	51	108	159	7.6	51-0	32	60	29	19	423	20.1
TOTAL		136-106	3693/27.2	954-1492	.639	9-36	.250	403-550	.733	306	627	933	6.9	333-5	105	246	237	114	2320	17.1

BOX SCORES

Official Basketball Box Score - Final
Eastern Ill. at Indiana
11/09/23 Simon Skjott Assembly Hall, Bloomington
2023-24 Women's Basketball

Game Time: 7:00 PM
Game Duration: 1:38
Attendance: 8,380

Officials: Michael McConnell, Natasha Camy, Jamie Broderick

Eastern Ill. - 43

Record: 0-2

NO.	Name	Min	FG	3P	FT	Rebounds	Fouls	TP	AS	TO	ST	Blocks	BS	BA	+/-
			M-A	M-A	M-A	OR DR TOT	PF FF								
33	Macy McGlone	F 19:51	1-6	0-0	0-0	0 5 5	1 0	2	0	5	0	1	1	-30	
0	Lalani Ellis	G 28:21	3-5	0-0	2-3	3 1 4	3 5	8	2	4	1	0	0	-43	
3	Miah Monahan	G 26:35	6-13	1-1	0-0	1 2 3	0 0	13	1	5	0	0	1	-40	
12	Charita Lewis	G 22:57	1-9	1-2	0-0	0 3 3	0 1	3	0	1	0	0	2	-36	
24	Elie Buzzele	G 22:50	0-0	0-0	0-0	0 0 0	2 2	0	0	0	0	0	0	-32	
25	Taris Thornton	06:28	0-1	0-1	4-4	1 1 2	4 2	4	0	1	0	0	0	-7	
20	Julia Bengtson	15:51	0-4	0-3	1-2	0 0 0	0 1	1	0	0	0	0	0	-18	
14	Elie Colon	20:09	3-7	0-0	1-2	0 2 2	2 1	7	0	3	1	0	0	-23	
23	Sydney-James Desroches	12:50	1-4	0-0	1-0	1 3 4	2 0	2	1	2	0	1	0	-11	
21	Hannah Purcell	05:41	0-1	0-1	1-2	0 2 2	2 3	1	0	0	0	0	0	-12	
2	Emily Meidel	08:43	0-1	0-1	0-0	0 1 1	0 0	0	0	0	0	0	0	-8	
1	Ella Lune	09:44	1-2	0-0	0-0	0 0 0	0 0	2	0	1	0	0	0	-5	
Team						0 2 2			0	0					
Totals			16-53	2-10	9-13	6 22 28	16 15	43	4	22	2	2	4	-53	

Technical Fouls: NONE

Dead Ball Rebounds: 2, 0

Indiana - 96

Record: 1-0

NO.	Name	Min	FG	3P	FT	Rebounds	Fouls	TP	AS	TO	ST	Blocks	BS	BA	+/-
			M-A	M-A	M-A	OR DR TOT	PF FF								
54	Mackenzie Holmes	F 18:30	9-10	0-0	1-4	1 5 6	1 4	19	2	2	1	4	1	31	
12	Yarden Garzon	G 21:04	7-10	0-1	1-2	0 5 5	1 3	15	7	0	1	0	0	30	
14	Sara Scalia	G 17:54	5-8	3-5	0-0	2 2 2	1 1	13	0	0	1	0	0	32	
22	Chloe Moore-McNeil	G 20:02	3-5	1-2	0-0	0 1 1	1 0	7	3	2	3	0	0	25	
33	Shylah Parrish	G 20:46	1-7	1-6	0-0	1 4 5	1 1	3	4	1	2	0	0	27	
1	Lexus Baggesser	22:10	7-7	1-1	0-2	0 2 2	2 2	15	3	1	1	0	0	30	
52	Lily Meister	10:09	3-4	0-0	0-0	0 1 1	1 1	6	0	0	0	0	0	16	
21	Henna Sandvik	22:22	2-6	1-4	0-2	0 3 3	2 1	5	4	0	1	0	1	30	
5	Lenae Beaumont	18:54	4-5	1-2	0-1	0 0 0	0 0	2	9	2	0	0	0	19	
20	Juliana LaMendola	15:48	0-2	0-1	0-0	0 5 5	3 1	0	1	2	0	0	0	19	
25	Arielle Currie	06:48	1-1	0-0	0-0	2 2 1	0 0	2	0	1	1	0	0	9	
23	Sharmecia Worne-Jelks	04:33	1-1	0-0	0-0	0 0 0	0 0	2	0	0	0	0	0	-3	
Team						3 3 6			0	0					
Totals			43-66	8-22	11-21	5 33 38	15 16	96	26	10	11	4	2	53	

Technical Fouls: NONE

Dead Ball Rebounds: 5, 0

	EIU	IND
Biggest lead	0 (1st 10:00)	57 (4th 1:50)
Best Scoring Run	4 (3rd 0:07)	14 (2nd 8:28)
Lead Changes	0	0
Times Tied	3	0
Time with Lead	00:00	38:41

Points from	EIU	IND
Turnovers	5	24
Paint	22	62
Second Chance	3	8
Fast Breaks	0	30
Bench	17	39

Period by Period Scoring				
	1st	2nd	3rd	4th TOT
EIU	14	10	8	11 43
IND	29	24	24	19 96

Official Basketball Box Score - Final
Indiana at Stanford
11/19/23 Maples Pavilion, Stanford
2023-24 Women's Basketball

Game Time: 2:00 PM
Game Duration: 1:47
Attendance: 3,678

Officials: Tiffany Bird, Julie Krommenhok, Debbie Lee

Indiana - 64

Record: 1-1

NO.	Name	Min	FG	3P	FT	Rebounds	Fouls	TP	AS	TO	ST	Blocks	BS	BA
			M/A	M/A	M/A	OR DR TOT	PF FF							
54	Mackenzie Holmes	F 31:55	3-12	0-3	2-2	1 1 2	4 3	8	0	3	0	1	2	-29
12	Yarden Garzon	G 25:59	1-4	0-2	4-4	1 2 3	5 4	6	1	3	1	1	0	-25
14	Sara Scallia	G 31:29	5-14	1-8	4-4	0 3 3	1 3	15	0	1	0	0	0	-32
22	Chloe Moore-McNeil	G 37:14	5-13	1-8	0-0	1 2 3	1 1	11	6	2	3	0	0	-32
33	Sydney Parrish	G 30:48	4-11	2-7	5-6	1 4 5	2 4	15	2	1	0	0	2	-26
21	Henna Sandvik	05:22	0-1	0-1	0-0	0 1 1	0 0	0	0	1	0	0	0	-1
52	Lily Meister	08:05	0-1	0-1	0-0	0 0 0	3 1	0	0	1	0	0	0	-3
1	Lexus Baggesser	16:21	0-2	0-0	0-0	0 1 1	2 1	0	1	0	2	0	1	-20
5	Lenée Beaumont	10:41	4-5	1-2	0-0	0 2 2	0 0	9	0	1	0	0	1	-6
20	Julianna LaMendola	02:15	0-0	0-0	0-0	0 0 0	0 0	0	0	0	0	0	0	2
Team														
Totals			22-63	5-32	15-16	9 18 27	18 17	64	10	15	6	2	6	32

Technical Fouls: NONE

Shooting By Period		
1 st	FG	5-15 33.3%
2 nd	FG	3-11 27.3%
3 rd	FG	4-15 26.7%
4 th	FG	7-15 46.7%
FT	2-2	100%
3 rd	FT	6-18 33.3%
3 rd	FT	9-11 81.1%
FT	3-4	75%
3 rd	FT	6-15 40.0%
3 rd	FT	2-6 33.3%
FT	6-6	100%
GM FG	22-63	34.9%
3 rd FT	5-32	15.6%
FT	15-16	93.8%

Dead Ball Rebounds: 0

Stanford - 96

Record: 2-0

NO.	Name	Min	FG	3P	FT	Rebounds	Fouls	TP	AS	TO	ST	Blocks	BS	BA
			M/A	M/A	M/A	OR DR TOT	PF FF							
22	Cameron Brink	F 27:45	6-11	2-3	6-6	6 11 17	2 8	20	2	5	1	4	2	30
44	Kiki Iriafen	F 19:31	9-12	0-0	2-2	3 8 11	4 1	20	0	3	1	0	1	14
10	Talena Lepolo	G 27:15	2-5	2-3	0-0	1 1 2	2 0	6	4	1	2	0	0	25
20	Elena Bogdan	G 18:49	4-8	2-4	0-0	0 3 3	1 1	10	2	2	0	0	0	22
33	Hannah Jump	G 33:03	5-8	2-4	0-0	2 2 4	1 0	12	3	0	1	0	0	29
21	Brooke Demetre	16:40	0-4	0-4	2-3	1 0 1	2 2	2	1	0	0	0	0	18
3	Nunu Agara	18:13	5-9	1-2	2-2	3 1 4	0 4	13	1	1	1	1	2	0
13	Chloe Clardy	11:10	3-5	1-2	0-0	0 2 2	2 1	7	1	1	0	0	0	7
40	Courtney Ogden	13:52	0-6	0-5	0-0	0 2 2	2 1	0	0	0	0	0	0	4
32	Jzanyia Harriel	10:32	2-4	1-2	1-2	0 2 2	0 1	6	0	1	0	0	0	9
24	Stavi Papadakis	01:35	0-0	0-0	0-0	0 0 0	0 0	0	0	0	0	0	0	0
31	Lauren Green	01:35	0-0	0-0	0-0	0 0 0	2 0	0	0	0	0	0	0	0
Team														
Totals			36-72	11-29	13-15	18 32 50	17 18	96	14	13	5	6	2	32

Technical Fouls: NONE

Dead Ball Rebounds: 21

IU		STAN		Points from		IOU		Period by Period Scoring				
Biggest lead		0 (1 st 10:00)		Turnovers		15		1st 2nd 3rd 4th TOT				
Best Scoring Run		5 (4 th 8:59)		Paint		24		IU 15 11 16 22 64				
Lead Changes		0		Second Chance		6		STAN 26 28 21 21 96				
Times Tied		0		Fast Breaks		10						
Time with Lead		00:00		Bench		9 28						

BOX SCORES



Official Basketball Box Score - Final
Indiana at Tennessee
11/23/23 Suncoast Credit Union Arena, Fort Myers, Fla.
2023-24 Women's Basketball

Game Time: 6:00 PM
Game Duration: 1:46
Attendance: 1,314

Officials: Brian Gardard, Tasha Green, Ashlee Goode

Indiana - 71

Record: 4-1

NO. Name	Min	FG	3P	FT	Rebounds	Fouls	TP	AS	TO	ST	Blocks	+/-
		M-A	M-A	M-A	OR DR TOT	PF FO					BS BA	
54 Mackenzie Holmes	F 27:47	7-10	0-1	3-4	3 3 6	3 5	17	1	1	0	0 0	10
12 Yarden Garzon	G 34:41	9-20	5-6	0-0	1 4 5	3 3	23	5	2	0	0 0	17
14 Sara Scallia	G 34:24	4-10	2-4	0-0	1 3 4	0 1	10	3	1	0	0 0	16
22 Chloe Moore-McNeil	G 32:06	3-10	1-3	0-0	1 4 5	1 4	7	6	1	3	0 0	14
33 Sydney Parrish	G 27:47	2-8	2-6	0-0	0 3 3	4 1	6	1	1	0	2 1	6
1 Lexus Baggesser	15:56	0-2	0-0	0-0	0 3 3	2 1	0	3	1	0	1 1	4
52 Lilly Meister	12:13	4-4	0-0	0-0	0 4 4	3 0	8	0	2	0	0 0	4
5 Lenée Beaumont	09:08	0-1	0-1	0-0	0 1 1	1 0	0	0	0	0	0 0	1
20 Julianna LaMendola	04:18	0-0	0-0	0-0	3 1 4	1 1	0	1	1	0	0 0	-1
21 Henna Sandvik	01:40	0-1	0-1	0-0	0 0 0	0 0	0	0	0	0	0 0	-1
Team					3 4 7		0	1				
Totals	29:56	10-22	3-4	12-30	42	17	16	71	20	11	3 2	14

Technical Fouls: NONE

Shooting By Period	1st	2nd	3rd	4th	OT
FG%	51.9	26.3	53.3	50.0	66.7
3PT%	2.7	28.6	0.0	0.0	0.0
FT%	0.0	0.0	0.0	0.0	0.0
1st FG%	8.15	53.3			
2nd FG%	1.1	100%			
3rd FG%	8.16	50.0			
4th FG%	3.5	60.0			
FT%	0.0	0.0			
1st FT%	8.16	50.0			
2nd FT%	1.5	20.0			
3rd FT%	2.3	66.7			
GM FG%	29.66	43.99			
3PT%	10.22	45.56			
FT%	3.4	75.0			

Dead Ball Rebounds: 0, 0

Tennessee - 57

Record: 3-2

NO. Name	Min	FG	3P	FT	Rebounds	Fouls	TP	AS	TO	ST	Blocks	+/-
		M-A	M-A	M-A	OR DR TOT	PF FO					BS BA	
1 Sara Puckett	F 22:42	5-11	1-2	2-3	0 7 7	3 2	13	1	1	1	0 0	-6
53 Jillian Hollingshead	F 20:46	1-3	0-0	1-2	1 2 3	3 3	3	0	1	0	0 0	-11
0 Jewel Spear	G 29:22	2-7	1-3	0-0	0 4 4	3 3	5	2	1	0	0 1	-18
10 Destinee Walls	G 28:49	2-9	0-1	0-0	0 2 2	1 2	4	3	2	0	0 0	-16
21 Tess Darby	G 24:41	1-9	0-6	0-0	2 1 3	3 2	2	1	0	1	0 0	-15
11 Karoline Striplin	22:00	5-11	2-4	1-2	3 0 3	2 2	13	0	2	1	0 1	-7
15 Jasmine Powell	25:56	5-10	2-3	0-0	4 2 6	1 1	12	0	0	0	0 1	-3
5 Kaiya Wynn	12:34	1-3	0-1	1-2	0 2 2	1 1	3	1	1	2	1 0	1
20 Tamari Key	07:21	1-1	0-0	0-0	1 2 3	2 1	2	0	0	1	0 0	3
12 Edie Darby	05:49	0-0	0-0	0-0	0 0 0	0 0	0	1	0	1	0 0	2
Team					2 4 6		0	1				
Totals	23:44	6-20	5-9	13	26	39	16	17	57	9	11	6 2 3 -14

Technical Fouls: NONE

Shooting By Period	1st	2nd	3rd	4th	OT
FG%	4.22	18.2%			
3PT%	0.5	0.0%			
FT%	1.2	50%			
1st FG%	5.13	38.5%			
2nd FG%	2.6	33.3%			
3rd FG%	1.2	50%			
4th FG%	8.17	47.1%			
3PT%	2.7	28.6%			
FT%	3.5	60%			
GM FG%	23.64	35.9%			
3PT%	6.20	30.0%			
FT%	5.9	55.6%			

Dead Ball Rebounds: 2, 0

	IU	UT
Biggest lead	21 (4 th 4:08)	0 (1 st 10:00)
Best Scoring Run	11 (2 nd 3:01)	5 (3 rd 3:30)
Lead Changes	0	0
Times Tied	2	14
Time with Lead	38:41	00:00

Points from Turnovers	IU	UT
Paint	32	18
Second Chance	9	5
Fast Breaks	14	6
Bench	8	30

Period by Period Scoring	1st	2nd	3rd	4th	TOT
IU	12	21	19	19	71
UT	9	12	15	21	57



Official Basketball Box Score - Final
Princeton at Indiana
11/25/23 Suncoast Credit Union Arena, Fort Myers, Fla.
2023-24 Women's Basketball

Game Time: 11:00 AM
Game Duration: 1:42
Attendance: 511

Officials: Kyle Galloway, Ashlee Goode, Alexis Perez

Princeton - 63

Record: 4-2

NO. Name	Min	FG	3P	FT	Rebounds	Fouls	TP	AS	TO	ST	Blocks	+/-
		M-A	M-A	M-A	OR DR TOT	PF FO					BS BA	
00 Ellie Mitchell	F 36:21	5-6	0-0	1-2	4 12 16	3 5	11	1	3	3	3 0	-5
5 Paige Morton	F 12:01	2-5	0-0	0-0	0 3 3	0 0	4	0	1	1	0 2	-7
10 Skye Belker	G 17:33	3-6	2-3	0-0	1 0 1	1 1	8	0	2	1	0 0	-24
20 Kaitlyn Chen	G 38:56	5-16	0-3	6-8	1 2 3	3 5	16	4	2	0	0 0	-4
23 Madison St. Rose	G 36:58	4-12	1-3	2-2	0 0 0	0 0	3	11	2	3	4 0	-5
24 Mari Bickley	04:57	0-1	0-0	0-0	0 0 0	0 0	1	0	1	0	0 0	-8
22 Parker Hill	02:48	0-1	0-1	0-0	0 0 0	0 0	0	0	0	0	0 0	-7
13 Ashley Chela	17:27	3-6	1-2	0-0	0 0 0	1 0	7	0	1	1	0 0	12
25 Chet Nowke	26:50	3-6	0-0	0-1	3 1 4	4 2	6	1	0	0	1 0	1
21 Margo Mattes	02:35	0-0	0-0	0-0	0 0 0	0 0	0	0	0	0	0 0	0
32 Amelia Osgood	01:34	0-1	0-0	0-0	0 0 0	1 0	0	0	0	0	0 0	1
Team					2 5 7		0	0				
Totals	25:60	4-12	9-13	11	23	34	13	17	83	8	13	10 4 2 -9

Technical Fouls: NONE

Shooting By Period	1st	2nd	3rd	4th	OT
FG%	5.17	29.4%			
3PT%	0.3	0.0%			
FT%	1.2	50%			
1st FG%	6.15	40.0%			
2nd FG%	1.3	33.3%			
3rd FG%	0.1	0%			
4th FG%	7.13	46.7%			
3PT%	0.0	0.0%			
FT%	7.8	87.5%			
1st FT%	7.13	53.8%			
2nd FT%	3.6	50.0%			
3rd FT%	1.2	50%			
GM FG%	25.60	41.7%			
3PT%	4.12	33.3%			
FT%	9.13	69.2%			

Dead Ball Rebounds: 2, 0

Indiana - 72

Record: 5-1

NO. Name	Min	FG	3P	FT	Rebounds	Fouls	TP	AS	TO	ST	Blocks	+/-
		M-A	M-A	M-A	OR DR TOT	PF FO					BS BA	
54 Mackenzie Holmes	F 35:49	9-17	0-0	2-2	1 7 8	2 3	20	4	4	0	2 2	15
12 Yarden Garzon	G 31:35	2-6	2-3	2-2	2 4 6	3 3	8	3	2	1	0 1	10
14 Sara Scallia	G 38:11	10-17	5-9	3-3	1 6 7	3 5	25	5	2	0	2 0	13
22 Chloe Moore-McNeil	G 36:29	4-5	1-1	0-2	0 3 3	3 3	1 9	4	4	0	0 1	17
33 Sydney Parrish	G 24:12	3-7	1-4	0-0	0 3 3	4 0	7	2	1	0	0 0	8
1 Lexus Baggesser	18:41	0-2	0-1	0-0	0 0 0	0 1	1	0	2	1	1 0	-13
52 Lilly Meister	04:12	0-0	0-0	0-0	0 0 0	0 0	0	0	0	0	0 0	-6
20 Julianna LaMendola	06:10	0-0	0-0	0-0	0 1 1	0 0	0	0	1	0	0 0	0
5 Lenée Beaumont	04:43	0-0	0-0	0-0	0 1 1	0 0	0	0	0	0	0 0	1
Team					0 1 1		0	0				
Totals	28:54	9-18	7-9	4	26	30	17	13	72	20	14	4 2 4 9

Technical Fouls: NONE

Shooting By Period	1st	2nd	3rd	4th	OT
FG%	6.14	42.9%			
3PT%	4.5	80.0%			
FT%	0.0	0%			
1st FG%	10.12	83.3%			
2nd FG%	2.4	50.0%			
3rd FG%	3.3	100%			
4th FG%	5.13	38.5%			
3PT%	2.6	33.3%			
FT%	3.3	100%			
1st FT%	7.15	46.7%			
2nd FT%	1.3	33.3%			
GM FG%	28.54	51.9%			
3PT%	9.18	50.0%			
FT%	7.9	77.8%			

Dead Ball Rebounds: 1, 0

	Princ	IU
Biggest lead	0 (1 st 10:00)	20 (2 nd 2:18)
Best Scoring Run	8 (1 st 0:27)	9 (2 nd 6:04)
Lead Changes	0	0
Times Tied	0	0
Time with Lead	00:00	39:35

Points from Turnovers	Princ	IU
Paint	32	34
Second Chance	8	0
Fast Breaks	15	0
Bench	13	0

Period by Period Scoring	1st	2nd	3rd	4th	TOT
Princ	11	13	21	18	63
IU	16	25	15	16	72



Official Basketball Box Score - Final
Indiana at Maine
11/30/23 Cross Insurance Arena, Portland
2023-24 Women's Basketball

Game Time: 7:00 PM
Game Duration: 1:49
Attendance: 3,583


Officials: Michael McConnell, Doug Knight, Cori Chambers

Indiana - 67

Record: 6-1

NO. Name		Min	FG M-A	3P M-A	FT M-A	Rebounds OR DR TOT	Fouls PF FO	TP	AS	TO	ST	Blocks BS BA	+/-
14 Mackenzie Holmes	F	36:50	9-11	0-0	4-4	3 4 7	5 2	22	0	2	1	2 0	12
12 Yarden Garzon	G	34:43	3-13	0-2	1-2	2 1 3	2 3	7	4	2	0	1 0	6
14 Sara Scallia	G	32:47	3-11	3-8	1-2	0 5 5	1 1	10	4	2	0	0 0	5
22 Chloe Moore-McNeil	G	34:07	2-6	1-2	2-2	0 1 1	2 3	7	6	2	2	0 1	8
33 Sydney Parrish	G	31:54	6-13	2-5	3-5	3 7 10	1 4	17	4	1	2	0 1	14
52 Lilly Meister		03:11	0-0	0-0	0-0	0 0 0	0 0	0	0	1	0	0 0	0
1 Lexus Baggesser		13:59	1-1	0-0	0-0	1 2 3	3 1	2	2	0	0	0 0	5
5 Lenée Beaumont		04:53	1-3	0-2	0-0	0 0 0	0 0	2	0	0	0	0 0	-4
21 Henna Sandvik		06:37	0-0	0-0	0-0	0 1 1	0 0	0	0	1	0	0 0	-2
Total						0 6 6	0	0	0	0	0		
Average		6:19	11-15	9-27	36-36	11 17 67	21 17	67	21	10	4	1 8	8

BOX SCORES



Official Basketball Box Score - Final

Indiana at Rutgers

12/09/23 Jersey Mike's Arena, Piscataway

2023-24 Women's Basketball

Game Time: 4:00 PM

Game Duration: 1:46

Attendance: 3,525

Indiana - 66

Record: 8-1 (1-0)

NO. Name	Min	FG M-A	3P M-A	FT M-A	Rebounds OR DR TOT	Fouls PF FD	TP	AS	TO	ST	Blocks BS BA	+	-	
54 Mackenzie Holmes	F 30:42	12-15	0-0	1-1	1 7 8	3 1 25	1	1	1	1	1 1 0	1	8	
12 Yarden Garzon	G 32:54	4-10	0-3	3-6	2 1 3	2 5 11	4	2	1	0	0 0 5		5	
14 Sara Scallia	G 37:03	1-8	1-6	2-2	0 4 4	0 4 5	2	2	2	1	0 0 8			
22 Chloe Moore-McNeil	G 37:10	3-8	1-2	4-7	1 3 4	2 6 11	7	1	1	1	0 0 13			
33 Sydney Parrish	G 37:05	6-11	1-4	1-2	2 8 10	2 2 14	2	2	0	1	2 1 0			
52 Lilly Meister	09:18	0-1	0-0	0-0	1 1 2	1 1 0	1	1	0	1	1 1 0			
1 Lexus Baggesser	11:36	0-0	0-0	0-0	0 0 0	1 1 0	2	0	2	0	0 0 2			
5 Lenée Beaumont	04:13	0-1	0-1	0-0	0 0 0	0 0 0	0	0	0	0	0 0 2			
Team					2 0 2									
Totals		26-54	3-16	11-18	9 24 33	11 20 66	19	11	6	5 4 10				

Technical Fouls: NONE

Shooting By Period

1 st FG%	4-12	33.3%
3PT%	1-6	16.7%
FT%	0-0	0%
2 nd FG%	7-14	50.0%
3PT%	1-5	20.0%
FT%	3-8	50%
3 rd FG%	9-16	56.3%
3PT%	1-3	33.3%
FT%	3-4	75%
4 th FG%	6-12	50.0%
3PT%	0-2	0.0%
FT%	5-8	62.5%
GM FG%	26-54	48.1%
3PT%	3-16	18.8%
FT%	11-18	61.1%

Dead Ball Rebounds: 5

Rutgers - 56

Record: 6-6 (0-1)

NO. Name	Min	FG M-A	3P M-A	FT M-A	Rebounds OR DR TOT	Fouls PF FD	TP	AS	TO	ST	Blocks BS BA	+	-	
1 Destiny Adams	F 30:52	4-10	0-0	2-4	2 6 8	3 3 10	3	1	1	1	0 0 1	-4		
4 Antonia Bates	F 40:00	3-5	3-4	2-2	0 2 2	3 3 11	3	3	1	2	0 0 1	-10		
54 Chyna Cornwell	F 12:53	3-3	0-0	1-1	1 1 2	1 1 6	0	3	0	1	0 0 -12			
2 Kaylene Smikle	G 36:01	8-18	1-3	2-4	1 3 4	5 3 19	2	0	1	0	2 0 -8			
24 Lisa Thompson	G 15:36	0-5	0-0	0-0	0 0 0	2 0 0	0	0	3	0	0 0 -6			
0 Jillian Hueter	33:27	0-5	0-4	0-0	0 4 4	2 0 0	2	0	0	0	0 1 -11			
22 Kassandra Brown	27:41	4-7	1-2	1-2	3 5 8	4 3 10	1	2	0	1	1 1 -2			
20 Erica Lafayette	03:31	0-1	0-1	0-0	0 0 0	0 0 0	0	0	0	0	0 0 -1			
Team					2 0 2									
Totals		22-54	5-14	7-13	9 21 30	20 11 56	11	14	3 4 5	10				

Technical Fouls: NONE

Shooting By Period


1 st FG%	4-15	26.7%
3PT%	2-3	66.7%
FT%	0-0	0%
2 nd FG%	5-13	38.5%
3PT%	2-4	50.0%
FT%	0-1	0%
3 rd FG%	8-14	57.1%
3PT%	1-1	100.0%
FT%	2-2	100%
4 th FG%	5-12	41.7%
3PT%	0-6	0.0%
FT%	5-10	50%
GM FG%	22-54	40.7%
3PT%	5-14	35.7%
FT%	7-13	53.8%

Dead Ball Rebounds: 4

	IND	RU
Biggest lead	12 (4 th 3:42)	2 (1 st 9:33)
Best Scoring Run	7 (1 st 7:24)	6 (4 th 0:48)
Lead Changes	3	
Times Tied	2	
Time with Lead	36:38	01:57

Points from	IND	RU
Turnovers	16	7
Paint	44	32
Second Chance	6	8
Fast Breaks	7	8
Bench	0	10

Period by Period Scoring	1st	2nd	3rd	4th	TOT
IND	9	18	22	17	66
RU	10	12	19	15	56



Official Basketball Box Score - Final

Evanstonville at Indiana

12/18/23 Simon Skjott Assembly Hall, Bloomington

2023-24 Women's Basketball

Game Time: 7:00 PM

Game Duration: 1:44

Attendance: 8,327

Evanstonville - 56

Record: 2-8

NO. Name	Min	FG M-A	3P M-A	FT M-A	Rebounds OR DR TOT	Fouls PF FD	TP	AS	TO	ST	Blocks BS BA	+	-	
24 Maggie Hartwig	F 28:07	6-14	1-4	0-1	0 4 4	2 1 13	2	2	0	0	0 2 -35			1 st FT% 6-14 42.9%
3 Barbara Tomancova	G 09:10	1-4	0-0	0-0	0 0 0	5 0 2	1	3	2	1	0 0 -14			3PT% 2-6 33.3%
0 Kyndi Mason Striverson	G 28:45	3-8	2-3	2-2	1 1 2	2 3 10	5	2	0	0	1 1 -39			FT% 1-3 33.3%
2 Alana Striverson	G 25:15	3-12	2-6	3-3	1 0 1	2 5 11	0	2	0	0	0 0 -37			2 nd FT% 4-15 26.7%
5 Julia Palomo	G 28:29	1-4	0-0	2-2	1 1 2	3 2 4	1	0	3	0	2 0 -44			3PT% 2-6 33.3%
4 Tamesha Dozier	29:41	4-6	3-5	0-0	1 1 2	4 1 11	0	1	0	0	0 0 -38			FT% 3-3 100%
13 Madena Gerke	16:03	0-3	0-2	1-4	0 1 1	0 4 1	0	4	0	0	1 0 -20			3 rd FT% 7-15 46.7%
25 Lexie Sinclair	18:52	1-5	0-3	0-0	0 1 1	3 0 2	1	4	1	0	0 0 -25			2PT% 3-6 50.0%
30 Tene Smith	11:03	0-2	0-1	0-0	0 0 0	1 0 1	0	1	0	0	0 0 -13			FT% 2-4 50%
11 Sydney Bradley	04:36	0-0	0-0	2-2	0 1 1	2 1 2	0	0	0	0	0 0 0			4 th FT% 2-14 14.3%
Team					1 3 4									3PT% 1-6 16.7%
Totals		19-58	8-24	10-14	5 13 18	23 18 56	11	20	6	1 6 53				GM FT% 44.4 100%

Technical Fouls: NONE

Dead Ball Rebounds: 40

3PT% 8-24 33.3%

FT% 10-14 71.4%

Indiana - 109

Record: 9-1

NO. Name	Min	FG M-A	3P M-A	FT M-A	Rebounds OR DR TOT	Fouls PF FD	TP	AS	TO	ST	Blocks BS BA	+	-	
54 Mackenzie Holmes	F 20:55	6-7	0-0	10-13	1 9 10	1 8 22	0	3	0	0	1 0 30			1 st FT% 9-14 64.3%
12 Yarden Garzon	G 26:00	12-14	3-4	3-4	0 0 0	3 3 30	2	2	2	0	0 0 31			3PT% 3-6 50.0%
14 Sara Scallia	G 17:27	4-7	3-5	1-1	0 1 1	2 1 12	4	1	1	0	0 0 23			FT% 6-10 60%
22 Chloe Moore-McNeil	G 23:38	1-4	0-1	0-2	1 4 5	1 2 2	6	0	2	2	0 38			3PT% 2-3 66.7%
33 Sydney Parrish	G 22:34	3-5	2-4	4-4	0 5 5	3 2 12	2	3	1	0	1 0 33			FT% 10-14 71.4%
52 Lilly Meister	16:05	4-5	0-0	0-0	3 4 7	1 8 0	0	0	0	0	0 0 24			3 rd FT% 14-19 73.7%
1 Lexus Baggesser	19:35	2-3	0-0	2-4	0 1 1	1 2 6	3	0	4	0	0 0 23			2PT% 3-6 50.0%
5 Lenée Beaumont	17:26	3-4	0-1	3-4	0 2 2	1 2 9	0	1	0	0	0 0 23			FT% 3-3 100%
20 Julianna LaMendola	15:58	2-3	1-1	1-2	1 4 5	3 1 6	2	3	0	3	0 21			4 th FT% 9-10 90.0%
21 Henna Sandvik	15:54	1-1	0-0	0-0	0 2 2	2 1 2	0	2	0	1	0 0 21			3PT% 1-1 100.0%
23 Shamone Currie-Jelks	03:00	0-0	0-0	0-0	0 1 1	0 0 0	0	0	0	0	0 0 -1			FT% 5-7 71.4%
25 Arielle Wisne	01:28	0-0	0-0	0-0	0 0 0	0 0 0	0	0	0	0	0 0 -1			GM FT% 38.5 71.7%
Team					1 2 3									3PT% 9-16 56.3%
Totals		38-53	9-16	24-34	8 34 42	18 23 109	19	16	11	6 1 53				FT% 24-34 70.6%


Technical Fouls: NONE

Dead Ball Rebounds: 40

3PT% 9-16 56.3%

FT% 24-34 70.6%

	UOE	IND	Points from	UOE	IND	Period by Period Scoring							
Biggest lead	2 (1 st 9:43)	56 (4 th 2:13)	Turnovers	14	21	1st	15	2nd	19	3rd	19	4th	TOT
Best Scoring Run	5 (2 nd 0:02)	17 (4 th 4:15)	Paint	22	48	IND	27	24	34	24	109		
Lead Changes	3		Second Chance	6	7								
Times Tied	0		Fast Breaks	2	21								
Time with Lead	01:29	38:14	Bench	16	31								



Official Basketball Box Score - Final

Bowling Green at Indiana

12/22/23 Simon Skjott Assembly Hall, Bloomington, Indiana

2023-24 Women's Basketball

Game Time: 6:00 PM

Game Duration: 1:43

Attendance: 9,007

Bowling Green - 35

Record: 6-4

NO. Name	Min	FG M-A	3P M-A	FT M-A	Rebounds OR DR TOT	Fouls PF FD	TP	AS	TO	ST	Blocks BS BA	+/-	
3 Sophie Diekman	F 17:43	2-6	0-0	1-2	2 2 4	1 1 5	0	1	1	0	0 0 -24		
13 Olivia Hill	F 25:12	0-5	0-2	0-0	2 3 5	3 1 0	0	0	1	0	0 1 -25		
1 Amy Velasco	G 33:39	4-11	0-3	6-6	0 3 3	2 4 14	2	4	1	0	1 0 -46		
0 Paige Kohler	G 36:21	2-17	0-4	0-0	1 4 5	3 2 4	0	2	0	0	0 0 -27		
25 Lexi Fleming	G 01:10	0-0	0-0	0-0	1 1 0	0 0 0	0	1	0	0	0 0 -3		
0 Morgan Sharps	31:04	3-10	0-2	0-0	1 1 2	3 1 6	1	4	0	0	0 0 -32		
32 Erika Porter	18:09	3-7	0-0	0-3	4 0 4	5 5 6	0	2	0	1	0 0 33		
11 Taya Ellis	12:13	0-1	0-0	0-0	2 1 3	1 0 0	0	0	0	0	0 0 -13		
23 Jasmine Clerkley	06:43	0-1	0-0	0-0	0 0 0	1 0 0	0	0	0	0	0 0 -3		
14 Keiryn McGuff	15:40	0-2	0-0	0-0	0 1 1	0 1 0	0	0	1	1	1 -17		
33 Jaci Tubergen	02:06	0-0	0-0	0-0	0 0 0	0 0 0	0	0	0	0	0 0 -2		
Team					2 4 6		0	2					
Totals		14-60	0-11	7-11	14 20 34	19 15 35	3	17	3	2	5 -49		

Technical Fouls: NONE

Indiana - 84

Record: 10-1

NO. Name	Min	FG M-A	3P M-A	FT M-A	Rebounds OR DR TOT	Fouls PF FD	TP	AS	TO	ST	Blocks BS BA	+/-	
44 Mackenzie Holmes	F 22:41	3-6	0-0	4-7	2 4 6	1 6 10	2	5	1	1	0 0 31		
12 Yarden Garzon	G 23:33	4-8	1-2	0-0	1 2 3	3 0 9	4	2	0	1	1 39		
14 Sara Scalia	G 27:24	11-17	2-2	0 0 0	2 3 0	4 32 2	0	3	0	0 0 44			
22 Chloe Moore-McNeil	G 20:22	3-7	3-6	0-0	0 2 2	0 0 9	5	0	0	0 0 37			
33 Sydney Parrish	G 19:14	1-5	1-3	2-2	0 4 4	2 1 5	3	1	0	1 0 31			
52 Lily Meister	15:13	3-4	0-0	0-1	1 7 8	3 2 6	1	0	1	0 1 16			
20 Julianna LaMendola	20:46	0-1	0-0	0-0	0 1 1	1 1 0	1	2	0	0 0 18			
1 Luxus Bargarsser	19:38	2-2	0-0	0-0	2 2 0	0 4 1	0	0	0	1 0 12			
5 Lenée Beaumont	17:37	3-4	1-1	1-2	0 3 3	3 4 8	2	0	0	0 0 13			
21 Henna Sandvik	11:26	0-1	0-1	0-0	0 0 0	2 1 1	0	1	0	0 0 2			
25 Arielle Wisne	02:06	0-0	0-0	0-0	0 1 1	0 0 0	0	0	0	0 0 2			
Team					2 3 5		0	0					
Totals		30-55	14-25	10-16	6 32 38	15 19 84	21	11	7	5 2 -49			

Technical Fouls: NONE

Shooting By Period

1st FG%	2-14	14.3%
3PT%	0-2	0.0%
FT%	2-2	100%

2nd FG%

6-14	42.9%	
3PT%	0-1	0.0%
FT%	1-2	50%

3rd FG%

2-13	15.4%	
3PT%	0-3	0.0%
FT%	2-2	100%

4th FG%

4-19	21.1%	
3PT%	0-5	0.0%
FT%	2-5	40%

GM FG%

14-60	23.3%	
3PT%	0-11	0.0%
FT%	7-11	63.6%

Dead Ball Rebounds: 4 1

Shooting By Period

1st FG%	7-15	46.7%
3PT%	2-6	33.3%
FT%	4-6	66.7%

2nd FG%

7-12	58.3%	
3PT%	4-6	66.7%
FT%	1-2	50%

3rd FG%

8-15	53.3%	
3PT%	2-4	50.0%
FT%	3-4	75%

4th FG%

8-13	61.5%	
3PT%	6-9	66.7%
FT%	2-4	50%

GM FG%

30-55	54.5%	
3PT%	14-25	56.0%
FT%	10-16	62.5%


Dead Ball Rebounds: 4 0

	BGU	IND
Biggest lead	0 (1st 10:00)	49 (4th 0:33)
Best Scoring Run	4(3rd 1:27)	16(4th 7:34)
Lead Changes	0	
Times Tied	0	
Time with Lead	00:00	39:16

Points from	BGU	IND
Turnovers	6	20
Paint	24	26
Second Chance	8	6
Fast Breaks	2	16
Bench	12	19

Period by Period Scoring				
	1st	2nd	3rd	4th TOT
BGU	6	13	6	10 35
IND	20	19	21	24 84

BOX SCORES



Official Basketball Box Score - Final

Michigan at Indiana

01/04/24 Simon Skjott Assembly Hall, Bloomington, Indiana

2023-24 Women's Basketball

Game Time: 7:00 PM

Game Duration: 1:50

Attendance: 8,723


Michigan - 59

Record: 11-4 (2-1)

Officials: Michael McConnell, Julie Krommenhoek, Angie Elnud

NO. Name	Min	FG M-A	3P M-A	FT M-A	Rebounds OR DR TOT	Fouls PF FD	TP	AS	TO	ST	Blocks BS BA	+/-	Shooting By Period						
22 Chyrea Evans	F 12:54	0-3	0-1	2-2	0 0 0	1 2	2	0	0	0	2	1	-16	1st FG	6-14	42.9%			
0 Elissa Brett	G 26:22	1-5	0-1	0-0	0 3 3	0 2	2	1	0	1	0	1	-28	3PT	1-1	100.0%			
1 Lauren Hansen	G 28:09	4-9	1-3	0-0	0 1 1	4 2	9	0	2	0	0	0	-17	2nd FG	8-16	50.0%			
5 Laila Pholia	G 36:13	8-19	0-2	7-10	0 4 4	0 5	23	0	1	2	0	0	-19	3PT	0-3	0.0%			
10 Jordan Hobbs	G 23:07	3-6	0-1	0-0	0 3 3	3 3	6	3	0	0	0	0	-26	FT	1-4	25%			
44 Cameron Williams	12:38	3-5	0-0	1-2	3 0 3	4 1	7	1	1	1	0	0	-6	3rd FG	5-16	31.3%			
33 Taylor Williams	13:21	0-3	0-0	0-2	1 3 4	4 2	0	0	0	1	0	0	-5	3PT	0-2	0.0%			
11 Greta Kampschroeder	08:37	0-0	0-0	0-0	0 0 0	0 0	0	0	0	0	0	0	-1	FT	4-6	66.7%			
21 Taylor Woodson	16:43	3-4	0-0	0-0	1 1 2	2 0	6	0	1	1	0	0	9	4th FG	5-12	41.7%			
30 Elise Stuck	12:24	2-3	0-0	0-0	3 1 4	4 2	4	0	2	1	0	0	3	3PT	0-3	0.0%			
20 Alyssa Crockett	05:06	0-1	0-1	0-2	0 1 1	0 1	0	1	0	2	0	0	2	FT	1-4	25%			
2 Macy Brown	04:07	0-0	0-0	0-0	1 0 1	2 0	0	0	1	1	0	0	-3	GM FG	24-58	41.4%			
25 Whitney Soltom	00:19	0-0	0-0	0-0	0 0 0	0 0	0	0	0	0	0	0	0	3PT	1-9	11.1%			
Team					1 0 1	0	0	1					FT	10-18	55.6%				
Totals	24:58	1-9	10-18	10 17	27	24	20	59	7	10	5	2	3	-21	Dead Ball Rebounds: 6.0				
Technical Fouls: NONE																			

Indiana - 80										Record: 12-1 (3-0)									
NO. Name	Min	FG	3P	FT	Rebounds	Fouls	TP	AS	TO	ST	Blocks	+/-	Shooting By Period						
		M/A	M/A	M/A	OR DR TOT	PF FD					BS BA		1st	2nd	3rd	4th	FT		
54 Mackenzie Holmes	F 22:54	7-10	0-0	6-10	1 6 7	4 7	20	0	5	1	1	1	24	1st FG	6-6	100.0%			
12 Yarden Garzon	G 26:49	2-5	2-4	0-0	0 5 5	4 1	6	0	0	0	0	0	19	FT	4-6	66.7%			
14 Sara Scailia	G 34:11	5-12	4-10	2-2	0 1 1	2 1	16	6	0	0	0	0	22	2nd FG	4-8	50.0%			
22 Chloe Moore-McNeil	G 31:01	2-4	0-1	5-5	1 5 6	1 4	9	3	2	0	0	0	24	3PT	0-3	0.0%			
33 Sydney Parrish	G 24:05	5-6	3-4	1-2	0 2 2	4 4	14	5	3	0	1	0	22	FT	7-12	58.3%			
1 Lexus Baggesser	21:07	2-2	0-0	1-4	1 0 1	1 3	5	2	0	1	0	0	-2	3rd FG	6-14	42.9%			
52 Lily Meister	15:28	1-2	0-0	3-4	1 2 3	2 2	5	0	0	0	0	0	-2	3PT	3-7	42.9%			
20 Julianna LaMendola	12:41	2-3	0-0	1-2	1 2 3	2 2	5	1	3	0	1	0	-3	FT	2-2	100%			
21 Henna Sandvik	04:24	0-0	0-0	0-0	0 0 0	0 0	0	0	0	0	0	0	3	4th FG	3-10	30.0%			
5 Lenée Beaumont	05:42	0-1	0-0	0-0	0 0 0	0 0	0	0	0	0	0	0	-1	3PT	0-3	0.0%			
25 Arielle Wisne	01:38	0-0	0-0	0-0	0 0 0	0 0	0	0	0	0	0	0	-1	FT	6-9	66.7%			
Team					1 1 2	0 0	0						GM FG	26-45	57.8%				
Totals	26:45	9-19	19-29	6 24	30	24	80	17	14	3	3	2	21	FT	19-29	65.5%			
Technical Fouls: NONE																			
Dead Ball Rebounds: 6.2																			
Period by Period Scoring																			
1st 2nd 3rd 4th TOT																			
UM 17 17 14 11 59																			
IND 36 15 17 12 80																			



Official Basketball Box Score - Final

Penn St. at Indiana

01/10/24 Simon Skjott Assembly Hall, Bloomington

2023-24 Women's Basketball

Game Time: 7:00 PM

Game Duration: 2:01

Attendance: 8,516

Penn St. - 67

Record: 10-5 (1-3)

Officials: Tara Cruse, Brian Garland, Cameron Inouye

NO. Name	Min	FG		3P	FT	Rebounds		Fouls		TP	AS	TO	ST	Blocks	+/-	Shooting By Period				
		M-A	M-A			M-A	OR	DR	PF							FD	1st	2nd	3rd	4th
14 Chanyaya Pinto	F 14:35	0-0	0-0	0-0	1-4	2	3	5	3	3	1	0	1	0	0	0	1st	FG	10-17	58.8%
1 Ali Brigham	G 32:05	6-16	0-0	0-0	2-2	4	3	7	4	2	14	1	3	0	1	1	-11	3PT	0-4	25.0%
2 Taylor Valladay	G 34:56	5-10	1-2	2-3	0	3	0	3	2	3	13	2	5	1	0	2	-6	2nd FG	8-17	47.1%
4 Shay Cizek	G 28:10	4-13	2-5	2-2	1	1	2	1	2	12	1	4	0	0	2	-17	3PT	2-2	100.0%	
5 Lellani Kapinus	G 29:52	6-9	0-1	3-10	0	6	6	5	6	15	1	3	0	0	1	-3	FT	0-2	0%	
12 Jayla Oden	04:18	0-2	0-0	0-0	0	0	0	0	0	0	0	1	0	0	2	4	3rd FG	4-13	30.8%	
20 Makenna Marisa	23:56	2-5	0-1	2-2	0	3	3	2	1	6	3	0	0	0	0	-3	FT	4-9	44.4%	
22 Ali Campbell	22:31	1-2	0-0	0-0	0	0	2	2	1	0	2	1	1	3	0	-10	3PT	0-1	0.0%	
7 Grace Hall	05:59	2-4	0-1	0-0	1	1	2	4	0	4	0	2	0	1	0	-3	FT	4-9	44.4%	
3 Moriah Murray	01:53	0-0	0-0	0-0	0	0	0	0	0	0	0	0	0	0	0	0	4th FG	4-14	28.6%	
14 Kylie Lavelle	01:45	0-0	0-0	0-0	0	0	0	0	1	0	1	0	0	0	0	9	3PT	0-3	0.0%	
Team						2	5	7		0	0	1					FT	8-12	66.7%	
Totals		26-61	3-10	12-23	10	27	37	23	17	67	9	22	7	3	8	-8	GM FG	26-61	42.6%	
																	3PT	3-10	30.0%	
																	FT	12-23	52.2%	

Technical Fouls: NONE

Dead Ball Rebounds: 9.1

Period by Period Scoring

Biggest lead

Best Scoring Run

Lead Changes

Times Tied

Time with Lead

Indiana - 75															Record: 14-1 (5-0)				
NO. Name	Min	FG M-A	3P M-A	FT M-A	Rebounds OR DR TOT	Fouls PF FD	TP	AS	TO	ST	Blocks BS BA	+/-	Shooting By Period						
54 Mackenzie Holmes	F 31:57	10-16	0-0	1-1	6 7 13	3 3	21	0	4	1	3	0	8	1 st FG% 6-16 37.5%					
12 Yarden Garzon	G 27:50	3-8	1-2	0-0	0 2 2	3 0	7	2	3	1	1	0	-3	3PT% 1-4 25.0%					
14 Sara Scailia	G 3:19	2-9	1-2	0-0	6 1 7	5 11	0	1	2	0	0	9	2 nd FG% 6-15 40.0%						
22 Chloe Moore-McNeil	G 35:49	5-11	0-1	6-8	0 0 0	0 7	16	4	6	2	1	2	9	3 rd FG% 1-3 33.3%					
33 Sydney Parrish	G 34:19	5-9	2-6	8-10	2 4 6	4 7	20	2	1	3	1	0	8	4 th FG% 4-6 66.7%					
20 Julianna LaMendola	00:07	0-0	0-0	0-0	0 0 0	0 0	0	0	1	0	0	0	0	3 rd FG% 7-15 46.7%					
52 Lily Meister	08:03	0-0	0-0	0-0	1 5 6	1 0	0	0	0	0	1	0	0	3PT% 1-3 33.3%					
1 Lexus Baggesser	23:08	0-2	0-0	0-0	0 2 2	5 1	0	3	2	2	1	1	9	FT% 6-6 100%					
5 Lenée Beaumont	00:29	0-0	0-0	0-0	0 0 0	0 0	0	0	0	0	0	0	0	1 st FG% 6-13 46.2%					
Team					1 1 2	0	0	2						3 rd FT% 1-3 33.3%					
Totals		25-59	4-14	21-27	10 27 37	17 23	75	11	20	11	8	3	8	7 th FT% 7-9 77.8%					
Technical Fouls:NONE																			
Dead Ball Rebounds: 22.1																			
GM FG% 25-59 42.4%																			
3PT% 4-14 28.6%																			
FT% 21-27 77.8%																			

BOX SCORES



Official Basketball Box Score - Final
Indiana at Ohio St.
02/04/24 Value City Arena, Columbus
2023-24 Women's Basketball

Game Time: 12:00 PM
Game Duration: 1:54
Attendance: 10,130

Officials: Jesse Dickerson, Nykesha Thompson, Mark Berger

Indiana - 69

Record: 18-3 (9-2)

NO.	Name	Min	FG M-A	3P M-A	FT M-A	Rebounds OR DR TOT	Fouls PF FD	TP	AS	TO	ST	Blocks BS BA	+/-
54	Mackenzie Holmes	F 32:31	6-12	0-1	2-4	1 8 9	4 4	14	4	5	0	1 0	4
1	Lexus Bargeser	G 31:00	2-6	0-1	2-3	0 4 4	3 4	6	1	2	2	0 1	11
12	Yarden Garzon	G 36:46	5-10	3-4	1-1	1 8 9	3 2	14	0	6	1	0 0	-5
14	Sara Scalia	G 37:39	8-17	3-8	6-7	1 3 4	3 3	25	1	3	1	0 1	-8
22	Chloe Moore-McNeil	G 37:57	4-7	0-1	2-3	1 2 3	4 5	10	5	5	1	1 2	-7
20	Juliana LaMendola	G 33:14	0-1	0-0	0-0	1 1 2	0 0	0	1	0	0	0 0	0
5	Lenke Beaumont	G 13:24	0-1	0-1	0-0	0 0 0	0 0	0	1	1	1	0 0	-11
52	Lilly Meister	G 07:29	0-0	0-0	0-0	0 2 2	2 1	0	0	0	0	0 0	-9
Team						2 3 5		0	1				
Totals			25-54	6-16	13-18	7 31 38	19 19	69	13	23	6	2 4	-5

Technical Fouls: NONE

Shooting By Period	
1st FG%	5-14 35.7%
3PT%	0-3 0.0%
FT%	1-1 100%
2nd FG%	8-15 53.3%
3PT%	2-3 66.7%
FT%	8-10 80%
3rd FG%	4-10 40.0%
3PT%	2-5 40.0%
FT%	0-0 0%
4th FG%	8-15 53.3%
3PT%	2-5 40.0%
FT%	4-7 57.1%
GM FG%	25-54 46.3%
3PT%	6-16 37.5%
FT%	13-18 72.2%

Dead Ball Rebounds: 2, 0

Ohio St. - 74

Record: 19-3 (10-1)

NO.	Name	Min	FG M-A	3P M-A	FT M-A	Rebounds OR DR TOT	Fouls PF FD	TP	AS	TO	ST	Blocks BS BA	+/-
23	Rebeka Mikulasikova	F 36:06	4-11	3-6	0-0	0 5 5	3 2	11	4	2	0	0 0	1
32	Cotie McMahon	F 29:49	9-13	0-2	2-4	1 6 7	5 5	20	5	5	2	0 0	20
2	Taylor Thierry	G 31:09	3-5	2-2	3-4	1 4 5	3 3	11	0	1	2	1 0	-8
4	Jacy Sheldon	G 38:09	8-20	3-8	6-8	1 1 2	2 6	25	4	2	3	0 1	11
12	Celeste Taylor	G 29:36	2-9	1-3	0-0	0 4 4	4 1	5	0	1	3	1 1	8
1	Rikki Harris	G 22:10	1-1	0-0	0-0	0 3 3	0 1	2	2	0	0	0 0	-7
0	Madison Greene	G 05:36	0-0	0-0	0-0	0 1 1	1 0	0	0	2	0	1 0	-2
5	Emma Shumate	G 03:29	0-0	0-0	0-0	0 1 1	0 0	0	0	0	0	1 0	-2
22	Eboni Walker	G 03:54	0-1	0-0	0-0	0 0 0	1 1	0	1	0	0	0 0	4
Team						1 0 1		0		0			
Totals			27-60	9-21	11-16	4 25 29	19 19	74	16	13	10	4 2	5

Technical Fouls: NONE

Shooting By Period	
1st FG%	7-16 43.8%
3PT%	4-7 57.1%
FT%	0-2 0%
2nd FG%	6-16 37.5%
3PT%	1-4 25.0%
FT%	1-1 100%
3rd FG%	8-15 53.3%
3PT%	2-5 40.0%
FT%	5-6 83.3%
4th FG%	6-13 46.2%
3PT%	2-5 40.0%
FT%	5-7 71.4%
GM FG%	27-60 45.0%
3PT%	9-21 42.9%
FT%	11-16 68.8%

Dead Ball Rebounds: 3, 0

	IND	OSU
Biggest lead	5 (2nd 0:06)	14 (4th 7:32)
Best Scoring Run	7 (2nd 8:24)	11 (3rd 3:45)
Lead Changes	13	
Times Tied	3	
Time with Lead	10:37	28:05

Points from	IND	OSU
Turnovers	4	21
Paint	36	26
Second Chance	7	2
Fast Breaks	3	14
Bench	0	2

Period by Period Scoring	1st	2nd	3rd	4th	TOT
IND	11	26	10	22	69
OSU	18	14	23	19	74