

2024 DUKE BASEBALL GAME NOTES

RECORD
0-0

ACC
0-0

RANKING
12

HEAD COACH
Chris Pollard

RECORD
724-573-2

YEAR
25th

DUKE RECORD
339-255

YEAR
12th

VS

RECORD
0-0

B1G
0-0

RANKING
NR

HEAD COACH
Jeff Mercer

RECORD
219-147

YEAR
8th

IU RECORD
142-99

YEAR
6th

112 All-ACC Honorees • 95 MLB Draft Selections • 45 MLB Alumni • 16 All-Americans • 10 NCAA Tournament Appearances • 3 College World Series Appearances

GAME INFO

Dates: Feb. 16, 2024

First Pitch (EST): Fri. 11 AM

Location: Conway, S.C.

Venue: Spring Brooks Stadium

TV: ESPN+

PxP: Sam Weiderhaft

Analyst: N/A

Live Stats: GoDuke.com

Twitter Updates: @DukeBASE

SERIES HISTORY

All-Time: 2-0-0

In Durham: 2-0-0

In Bloomington: 0-0-0

NUMBERS TO KNOW

17 Chris Pollard needs 17 wins to move into a tie for second all-time in program history for career wins at Duke.

16 The Blue Devils welcome in 16 new faces to the roster (7 transfers, 9 freshman).

1 Sophomore closer **James Tallon** needs one save to move into a tie for second all-time with 13 career saves. The all-time career program record for saves sits at 18 by **Jack Labosky**.

LEADING OFF

- Four regional teams square off at Spring Brooks Stadium to open the 2024 season at the Baseball at the Beach Tournament hosted by Coastal Carolina. The Blue Devils open the tournament with the Big 10 favorite Indiana at 11 a.m., before taking on Winston-Salem Regional participant George Mason at 11 a.m. on Saturday. Duke concludes opening weekend with a rematch of the 2023 Conway Regional Championship, as No. 18 Coastal Carolina hosts Duke at 3 p.m. on Sunday.

- Duke is one of nine programs to make the NCAA tournament five times, appear in three Super Regionals and win a conference championship over the last seven years. The Blue Devils join LSU, ECU, Ole Miss, Vanderbilt, Stanford, North Carolina, Arkansas and Tennessee.

- A new look Duke team takes the field on Friday, returning two fielders from the 2023 starting lineup. The Blue Devils welcomed in seven transfers and nine freshman for the 2024 roster, reshaping the entire offensive approach. The Blue Devils are built this season on a strong pitching staff and a emphasis on extra base hits and putting pressure on the base paths.

- Eight Duke baseball freshman were tabbed to *Perfect Game's* top-500 incoming freshman list. **Macon Winslow** (35), **Kyle Johnson** (46), **Sam Harris** (105), **AJ Gracia** (141), **Chase Krewson** (166), **James Raidt** (197), **Camron Poe** (330) and **Mike Miller** (458), were all listed inside the top-500 freshman list. Winslow highlighted the list as the sixth-rated catcher in the class and the third overall prospect in the state of North Carolina. He was also tabbed as the No. 8 rated prospect in the league by *Perfect Game*.

- Junior left-handed pitcher **Jonathan Santucci** returned from injury this Fall and has looked sharper than ever. The top-30 prospect, being projected in the first round by multiple preseason mock drafts, was lights out in his outing against UNCW in the Fall.

- Duke (71) was picked in third place in the Coastal division behind Virginia (88) and North Carolina (86). In the Atlantic division, consensus No. 1 Wake Forest collected 95 points to take the crown as the overall winner. In *D1Baseball's* ACC preview earlier this month, Wake Forest and the Blue Devils were projected to finish at the top and face off in Charlotte for an ACC title.

- Three Blue Devils highlighted the 2024 *D1Baseball* preseason All-American list, as **Fran Oschell III** (1st), **Jonathan Santucci** (2nd) and **James Tallon** (3rd) all were pegged on teams. Duke was one of two schools in the country with three pitchers on the teams, joining No. 1 Wake Forest, who the Blue Devils open the conference slate with on the road. In addition to those three All-American's, three new additions were tabbed as impact freshman for the ACC. Two-way star **Kyle Johnson** (1), catcher **Macon Winslow** (12) and left-handed pitcher and outfielder **Chase Krewson** (34) all made the top-50 freshman in the league.

PROJECTED STARTING LINEUP

Pos.	No.	Name	Yr.	B/T	GP-GS	Avg.	R	H	2B	3B	HR	RBI	SLG%	BB	HBP	SO	OBP	SB-ATT
2B	22	Zac Morris	Gr.	R/R	0-0	.000	0	0	0	0	0	0	.000	0	0	0	.000	0-0
LF	29	AJ Gracia	Fr.	L/L	0-0	.000	0	0	0	0	0	0	.000	0	0	0	.000	0-0
C	5	Alex Stone	Sr.	R/R	0-0	.000	0	0	0	0	0	0	.000	0	0	0	.000	0-0
3B	34	Ben Miller	Gr.	R/R	0-0	.000	0	0	0	0	0	0	.000	0	0	0	.000	0-0
1B	23	Logan Bravo	Gr.	R/R	0-0	.000	0	0	0	0	0	0	.000	0	0	0	.000	0-0
DH	6	Macon Winslow	Fr.	R/R	0-0	.000	0	0	0	0	0	0	.000	0	0	0	.000	0-0
CF	13	Devin Obee	Jr.	R/R	0-0	.000	0	0	0	0	0	0	.000	0	0	0	.000	0-0
RF	15	Kyle Johnson	Fr.	R/L	0-0	.000	0	0	0	0	0	0	.000	0	0	0	.000	0-0
SS	7	Wallace Clark	Gr.	S/R	0-0	.000	0	0	0	0	0	0	.000	0	0	0	.000	0-0

PROJECTED STARTING PITCHERS

Pos.	No.	Name	Yr.	App-GS	W-L	ERA	IP	H	R	ER	BB	SO	2B	3B	HR	Avg.	WP	HBP
LHP	12	Jonathan Santucci	Jr.	0-0	0-0	0.00	0.0	0	0	0	0	0	0	0	0	.000	0	0
LHP	2	Andrew Healy	So.	0-0	0-0	0.00	0.0	0	0	0	0	0	0	0	0	.000	0	0
RHP	10	Aidan Weaver	So.	0-0	0-0	0.00	0.0	0	0	0	0	0	0	0	0	.000	0	0

* Projected lineup and pitchers are based on previous lineup and weekend rotation *
** Lineup for Opening Day and based off scrimmages and preseason reports **

SCHEDULE

FEBRUARY			
16	vs. Indiana ^	ESPN+	11 AM
17	vs. George Mason ^	ESPN+	11 AM
18	vs. #18 Coastal Carolina ^	ACCNX	3 PM
21	Liberty	ACCNX	4 PM
23	Northwestern	ACCNX	4 PM
24	Northwestern	ACCNX	3 PM
25	Northwestern	ACCNX	NOON
27	Davidson	ACCNX	4 PM
MARCH			
1	Akron	ACCNX	4 PM
2	Akron	ACCNX	3 PM
3	Akron	ACCNX	1 PM
5	Appalachian State	ACCNX	4 PM
6	Georgetown	ACCNX	4 PM
8	at #1 Wake Forest *	ACCNX	6 PM
9	at #1 Wake Forest *	ACCNX	4 PM
10	at #1 Wake Forest *	ACCNX	2 PM
12	Rider	ACCNX	4 PM
13	Rider	ACCNX	4 PM
15	#10 Clemson *	ACCNX	4 PM
16	#10 Clemson *	ACCNX	3 PM
17	#10 Clemson *	ACCNX	1 PM
19	Towson	ACCN	7 PM
22	at #13 NC State *	ACCNX	6 PM
23	at #13 NC State *	ACCN	3 PM
24	at #13 NC State *	ACCNX	1 PM
26	Campbell	ACCNX	4 PM
28	#14 Virginia *	ACCNX	6 PM
29	#14 Virginia *	ACCNX	6 PM
30	#14 Virginia *	ACCNX	1 PM
APRIL			
2	at Liberty	ESPN+	4 PM
5	Miami *	ACCNX	6 PM
6	Miami *	ACCNX	3 PM
7	Miami *	ACCNX	1 PM
9	William & Mary	ACCNX	6 PM
12	at Pitt *	ACCNX	6 PM
13	at Pitt *	ACCNX	3 PM
14	at Pitt *	ACCNX	1 PM
16	Gardner-Webb	ACCNX	6 PM
19	at Virginia Tech *	ACCNX	7 PM
20	at Virginia Tech *	ACCNX	7 PM
21	at Virginia Tech *	ACCNX	1 PM
23	at Campbell	ACCNX	6 PM
26	Florida State *	ACCNX	6 PM
27	Florida State *	ACCN	4 PM
28	Florida State *	ACCNX	1 PM
MAY			
5	Longwood (DH)	ACCNX	1 PM
5	Longwood (DH)	ACCNX	TBA
7	at #11 ECU	ESPN+	6 PM
10	at Georgia Tech *	ACCNX	6 PM
11	at Georgia Tech *	ACCNX	4 PM
12	at Georgia Tech *	ACCNX	1 PM
14	College of Charleston	ACCNX	6 PM
16	#15 North Carolina *	ACCN	7 PM
17	#15 North Carolina *	ACCNX	6 PM
18	#15 North Carolina *	ACCNX	1 PM
21-26	ACC Tournament @		TBA

* ACC contest / **Bold** denotes home contest
^ Baseball at the Beach Tournament (Conway, S.C.)
@ ACC Tournament - Truist Field (Charlotte, N.C.)



BASEBALL AT THE BEACH



RECORD

42-21

SBC

23-7

RANKING

18

HEAD COACH

Gary Gilmore

RECORD

1,335-674-5

YEAR

34th

CCU RECORD

1,082-572-3

YEAR

28th

NEWS AND NOTES

- Coastal Carolina earned the No. 10 seed in the NCAA Tournament, hosting a regional for the fifth time program history after a 39-19 record in 2023. Head coach Gary Gilmore's club was defeated in the if necessary game against Duke, as the Blue Devils won, 12-3. Gilmore hangs up the cleats following the 2024 season, following his 35th season at the helm of a program and his 28th at the helm of the Chanticleers. Coastal Carolina finished the 2023 season with a 42-21 record, the first 40-plus win season since 2018 and the 15th under head coach Gary Gilmore since he took over the Chanticleers in 1996.

COASTAL CAROLINA STATS

Batting Average	.311
ERA	6.25
Runs	582
Doubles	153
Triples	8
Home Runs	108
Strikeouts	649
Fielding Percentage	.973

DUKE STATS

Batting Average	.280
ERA	4.29
Runs	481
Doubles	124
Triples	8
Home Runs	109
Strikeouts	675
Fielding Percentage	.978



RECORD

39-24

ACC

16-13

RANKING

12

HEAD COACH

Chris Pollard

RECORD

724-573-2

YEAR

24th

DUKE RECORD

339-255

YEAR

12th

NEWS AND NOTES

- The Blue Devils rode an elite bullpen to the programs third Super Regional in history and enter the 2024 season with one of the nation's best staff. Led by 12th year skipper **Chris Pollard**, the Blue Devils look to finally break through to Omaha. Pollard is quickly becoming one of the best coaches at Duke, sitting third all-time in wins, a mark that could be passed this season. On top of the victories, Duke appeared in the NCAA Tournament five times before the arrival of Pollard. Since then, Pollard has doubled the number of appearances for the Blue Devils, taking Duke to the NCAA Tournament five times and adding the programs first ACC Championship and three Super Regionals.

RECORD

43-20

BIG

16-8

RANKING

NR

HEAD COACH

Jeff Mercer

RECORD

219-147

YEAR

8th

IU RECORD

142-99

YEAR

6th

NEWS AND NOTES

- The Hoosiers made a regional for the second time in four tries under head coach Jeff Mercer, taking host Kentucky to a game seven in Lexington. Mercer also led Indiana to a regional bid in 2019 and he previously guided Wright State to one in 2018. Despite an uber-talented but younger position player group and inconsistent performers on the mound, the Hoosiers were one of the better overall teams in the Big Ten from wire-to-wire last season. After returning a core group from a team that was one game away from a Super Regional, the expectations from folks will be loftier this year.



INDIANA STATS

Batting Average	.298
ERA	5.27
Runs	486
Doubles	131
Triples	19
Home Runs	77
Strikeouts	593
Fielding Percentage	.970

GEORGE MASON STATS

Batting Average	.274
ERA	5.02
Runs	408
Doubles	95
Triples	7
Home Runs	31
Strikeouts	516
Fielding Percentage	.972



RECORD

36-27

A-10

13-10

RANKING

NR

HEAD COACH

Shawn Camp

RECORD

36-27

YEAR

2nd

GMU RECORD

36-27

YEAR

2nd

NEWS AND NOTES

- Shawn Camp enters his second season at the helm of the Patriots after leading George Mason to a 36-27 record and a regional appearance. The defending A-10 Champions were led by infielder South Trimble at the plate last season, collecting a .335 average in 62 games played. On the mound, right-handed pitcher Chad Gartland posted a 7-2 record, with a 3.39 ERA and two complete games. He tallied 86 strikeouts and walked 28 batters.

CONWAY REGIONAL CHAMPS RETURN

The Blue Devils return to the scene of their most recent regional championship, locking up the program's third Super Regional appearance. Duke opens the 2024 campaign with three other 2023 NCAA Tournament teams in Conway, S.C. The Blue Devils will face off against Indiana, George Mason and close out the weekend with a rematch of the 2023 Conway Regional Championship against host Coastal Carolina.

2024 MLB TOP-100 DRAFT PROSPECTS

Junior left-handed pitcher **Jonathan Santucci** and junior right-handed pitcher **Fran Oschell III** were tabbed as *Perfect Games's* top-200 MLB Draft Prospects during this preseason. Santucci was pegged as the No. 25 prospect in the country, while Oschell III was named as the No. 69 prospect. The pair was also tabbed as two of the top prospects in *DIBaseball's* 2024 MLB College Prospects and Santucci has been slotted as high as 20th overall in preseason mock drafts.

10 HOTTEST COACHING ASSISTANTS

Assistant coach and recruiting coordinator **Ty Blankmeyer** was tabbed as one of 10 hottest assistant coaching names at the college coaching level by *Baseball America* in the preseason. Blankmeyer, son of the legendary Ed Blankmeyer, was a scout for the Brewers organization and was the signing scout for current big leaguer Sal Frelick, who was drafted No. 15 overall in 2021.

DIBASEBALL POSITION RANKINGS

DIBaseball concluded its preseason position rankings for college baseball last week and marked seven Blue Devils to four different position groups. **Fran Oschell III** highlighted the seven Duke players, peaking at No. 2 on the relief pitcher list, joining **James Tallon** (6) and **Charlie Beilenson** (18). Staying on the mound, junior **Jonathan Santucci** (7) and sophomore **Andrew Healy** (108) smoothed out the five pitchers honored. In the field, senior captain **Alex Stone** (11) and graduate transfer **Zac Morris** (35) were tabbed as the 11th-best catcher and 35th-best shortstop in the country heading into the 2024 season.

KICK THE DOOR DOWN

Rumors swirled immediately following the Blue Devils third Super Regional appearance in program history that head coach **Chris Pollard** was exploring options to leave the program. Thanks to backing from the Duke administration and support of the Blue Devil baseball family, the program is set to begin renovations on Historic Jack Coombs Field beginning at the end of the 2024 season. Renovations will include a new indoor facility with a locker room, batting cages, athletic training room, classrooms, coaches offices and indoor practice facility. Additionally renovations to the dugouts and press area at Jack Coombs Field are in the works. Pollard announced his commitment to Duke with a simple phrase that was coined in his postgame press conference following the exit of the 2023 Charlottesville Super Regional... "Kick the door down" with a GIF. Kick the door down and get to Omaha echos through the program today.

OSCHELL III SHINES WITH TEAM USA

One of the top prospects in college baseball this season, **Fran Oschell III**, raised eyebrows this offseason earning a spot with

Team USA for the Collegiate National Friendlies. Oschell posted a 1-0 record on the mound for the Stars and Stripes, with a 0.00 ERA in 4.1 innings of work. He struck out eight batters he faced in his two outings of work.

MILESTONES ON DECK FOR THE SKIPPER

A year removed from one of the greatest bounce back seasons in program history, head coach **Chris Pollard** returns and has his sights set on some major milestones at Duke. The 12th year skipper begins the 2024 season with a career total of 339 wins in a Blue Devils' uniform, sitting just 17 wins behind **Steve Traylor** (1988-99) for second all-time with 356. Pollard also is 42 wins away from tying legendary head coach **Jack Coombs** (1929-52) for first on the all-time Duke wins list with 381. The longtime Blue Devils coach has already taken the top spot for most ACC wins in program history, entering the 2024 season with 138, and tied the most NCAA Tournament appearances last season with five. The last Duke head coach to make the NCAA Tournament five or more times during their tenure was **Ace Parker** (1953-66).

SCORE FIRST, SCORE OFTEN

The name of the game is scoring first and scoring in bunches for the Blue Devils. Since 2016, Duke has compiled a 174-57 (.753) record when scoring first and a staggering 184-40 (.660) record when scoring three or more runs in an inning.

14TH RATED RECRUITING CLASS

Headlined by two-way star **Kyle Johnson**, the Blue Devils secured the No. 14 class in the country by *DIBaseball*. In addition to the No. 14 class by *DIBaseball*, the Duke produced the No. 20 recruiting class in the country by *Baseball America*, marking the fifth-straight Top-25 class for the Blue Devils under head coach **Chris Pollard**.

CONCENSUS TOP-25 PRESEASON TEAM

Duke baseball was tabbed as a consensus top-25 preseason team for the 2024 season, following a 39-24 season in 2023. Last year, the Blue Devils defeated Coastal Carolina in the Conway Regional Championship to advance to the program's third Super Regional appearance. The Blue Devils go from the hunters to the hunted this season, as they open up the season with three 2023 regional teams.

TWO TOP-100 MLB DRAFT PROSPECTS

Duke enters the 2024 season with two players earning national recognition by MLB.com and the MLB Entry Draft. Left-hander **Jonathan Santucci** (29) and right-hander **Fran Oschell III** (77) were both on the list. Both players were invited to the USA Collegiate Baseball National Training Camp, with Oschell III earning a spot on the team during the summer of 2023.

K's FOR KIDS & BASES FOR BABIES

For the last five years, Duke baseball has partnered with the Duke Children's Hospital raising money to support pediatric cancer research. After a record breaking season on the diamond, the Blue Devils raised \$14,263 and presented a check to the Children's Hospital during this years First Pitch Banquet. Over the last five years Duke baseball along with contributions from the Duke community, has raised \$53,524.

BLUE DEVILS RECORD WHEN...

Category	Overall	ACC
Overall	0-0	0-0
Home	0-0	0-0
Away	0-0	0-0
Neutral	0-0	0-0
vs. Ranked teams	0-0	0-0
Day games	0-0	0-0
Night (6 p.m. or later)	0-0	0-0
In February	0-0	0-0
In March	0-0	0-0
In April	0-0	0-0
In May	0-0	0-0
In June	0-0	0-0
vs. Left-handed starters	0-0	0-0
vs. Right-handed starters	0-0	0-0
One-run games	0-0	0-0
Two-run games	0-0	0-0
5+ run games	0-0	0-0
In extra innings	0-0	0-0
Shutouts	0-0	0-0
Scoring first	0-0	0-0
Scoring in 1st inning	0-0	0-0
Scoring 0-2 runs	0-0	0-0
Scoring 3-5 runs	0-0	0-0
Scoring 6-9 runs	0-0	0-0
Scoring 10+ runs	0-0	0-0
Leading after six innings	0-0	0-0
Tied after six innings	0-0	0-0
Trailing after six innings	0-0	0-0
Leading after seven innings	0-0	0-0
Tied after seven innings	0-0	0-0
Trailing after seven innings	0-0	0-0
Leading after eight innings	0-0	0-0
Tied after eight innings	0-0	0-0
Trailing after eight innings	0-0	0-0
Outhitting the opponent	0-0	0-0
Outhit by the opponent	0-0	0-0
Hits are equal	0-0	0-0
Hitting a home run	0-0	0-0
Not hitting a home run	0-0	0-0
Allowing a home run	0-0	0-0
Not allowing a home run	0-0	0-0
Making no errors	0-0	0-0
Making one error	0-0	0-0
Making two+ errors	0-0	0-0
Opponent makes no errors	0-0	0-0
Opponent makes one error	0-0	0-0
Opponent makes two+ errors	0-0	0-0

IN THE DUGOUT / WHERE THEY ARE ON THE FIELD



14
CHRIS POLLARD
Head Coach



41
TY BLANKMEYER
3rd Base Coach



39
BRADY KIRKPATRICK
Mound Visits/Pitching Changes



28
ERIC TYLER
1st Base Coach



AROUND THE ACC ACC STANDINGS (As of February 17, 2024)						
Coastal	ACC	Pct.	Overall	Pct.	Last 10	Streak
Duke	0-0	.000	0-0	.000	0-0	-
Virginia	0-0	.000	0-0	.000	0-0	-
Miami	0-0	.000	0-0	.000	0-0	-
North Carolina	0-0	.000	0-0	.000	0-0	-
Virginia Tech	0-0	.000	0-0	.000	0-0	-
Georgia Tech	0-0	.000	0-0	.000	0-0	-
Pitt	0-0	.000	0-0	.000	0-0	-
Atlantic	ACC	Pct.	Overall	Pct.	Last 10	Streak
Wake Forest	0-0	.000	0-0	.000	0-0	-
Clemson	0-0	.000	0-0	.000	0-0	-
Boston College	0-0	.000	0-0	.000	0-0	-
Notre Dame	0-0	.000	0-0	.000	0-0	-
NC State	0-0	.000	0-0	.000	0-0	-
Louisville	0-0	.000	0-0	.000	0-0	-
Florida State	0-0	.000	0-0	.000	0-0	-
PLAYER OF THE WEEK						
Week 1						
Week 2						
Week 3						
Week 4						
Week 5						
Week 6						
Week 7						
Week 8						
Week 9						
Week 10						
Week 11						
Week 12						
Week 13						
Week 14						
PITCHER OF THE WEEK						
Week 1						
Week 2						
Week 3						
Week 4						
Week 5						
Week 6						
Week 7						
Week 8						
Week 9						
Week 10						
Week 11						
Week 12						
Week 13						
Week 14						

THE JACK GETS AN UPGRADE

Following the 2024 season, Duke will begin renovations on Historic Jack Coombs Field. The new facility will include upgraded dugouts, a new indoor training lab, training room, coaches offices, team room, club house and suites. Along with upgrading all of that, seating will be expanded in the coming years to create what head coach **Chris Pollard** calls “The Cameron Indoor of College Baseball”.

ACC HEADS BACK TO CHARLOTTE

The Atlantic Coast Conference and Charlotte Knights have agreed to bring the ACC Tournament back to Charlotte for the 50th season of ACC baseball. The last time the Blue Devils played in Charlotte was the 2021 season, a year where the program secured its first ACC Championship, defeating NC State, 1-0, to take the crown. The league also announced that the 2026, 28, and 30 championships would take place in Charlotte, while the 25, 27, and 29 championship would be held in Durham at the Durham Bulls Athletic Park.

NEW GEAR WITH A CAUSE

Duke baseball partnered with Wilson Baseball this season as the official equipment sponsor of the Blue Devils. A handful of Duke players are sporting a light blue glove for the 2024 campaign. Wilson has once again teamed up with Autism Speaks to collaborate and create the “Love the Moment” line of bats and gloves to spread the message of inclusion, acceptance and understanding for people on the autism spectrum. The Blue Devils have a history of supporting this cause by helping out with the Miracle League of Durham and hosting the Baseball Bonanza last season in conjunction with the Duke Center for Autism.

DUKE UNIVERSITY TURNS 100

In 2024, Duke celebrates its Centennial, marking one hundred years since Trinity College became Duke University. Duke will use this historic milestone to deepen the understanding of its history, inspire pride and strengthen bonds and partnerships, and prepare for a second century of continued excellence and impactful leadership.

D1BASEBALL.COM TOP-25 (FEB. 17, 2024)

TEAM	RECORD	PREVIOUS	PRESEASON
1. Wake Forest	54-12	3	1
2. Florida	54-17	2	2
3. Arkansas	43-18	16	3
4. LSU	54-17	1	4
5. TCU	44-24	5	5
6. Vanderbilt	42-20	19	6
7. Oregon State	41-20	23	7
8. Texas A&M	38-27	NR	8
9. Tennessee	44-22	7	9
10. Clemson	44-19	18	10
11. East Carolina	47-19	24	11
12. Duke	39-24	NR	12
13. NC State	36-21	NR	13
14. Virginia	50-15	6	14
15. North Carolina	36-24	NR	15
16. Texas	42-22	14	16
17. UC Santa Barbara	35-20	NR	17
18. Coastal Carolina	42-21	21	18
19. Alabama	43-21	10	19
20. Iowa	44-16	NR	20
21. Texas Tech	41-23	NR	21
22. UCLA	28-24-1	NR	22
23. Northeastern	44-16	NR	23
24. Kansas State	35-24	NR	24
25. South Carolina	42-21	13	25

Dropped Out: N/A

DUKE IN THE POLLS						
Week	Coaches Poll	NCBWA	D1Baseball	Baseball America	Perfect Game	RPI
Pre-Season	14	14	12	16	23	-
Week 2	-	-	-	-	-	-
Week 3	-	-	-	-	-	-
Week 4	-	-	-	-	-	-
Week 5	-	-	-	-	-	-
Week 6	-	-	-	-	-	-
Week 7	-	-	-	-	-	-
Week 8	-	-	-	-	-	-
Week 9	-	-	-	-	-	-
Week 10	-	-	-	-	-	-
Week 11	-	-	-	-	-	-
Week 12	-	-	-	-	-	-
Week 13	-	-	-	-	-	-
Week 14	-	-	-	-	-	-
Week 15	-	-	-	-	-	-
Week 16	-	-	-	-	-	-

12

Jonathan
SANTUCCI

2024 STATS: 0-0, 0.00 ERA

2024 DAY-BY-DAY / CAREER INFO

Date	Opp.	Dec.	IP	H	R	ER	HR	BB	K	PIT/ST
2/16	IU									

HT: 6'2" WT: 205 B/T: L/L

DUKE DEBUT 2/20/2022 vs. VMI HOMETOWN Leominster, Mass.

CLASS Junior HIGH SCHOOL Phillips Academy

ARSENAL Fastball, Changeup, Slider

• Following a freak injury last season which sideline **Jonathan Santucci** for more than half the 2023 campaign, the junior left-hander returns as the Friday night ace for the Blue Devils in 2024. Many scouts and analysts, including *D1Baseball*, have noted that Santucci is back and might be even better then he was before the injury. That high praise and a solid Fall has skyrocketed Santucci's draft stock into the top-25 and some mock drafts have him going as high as No. 20 to the Toronto Blue Jays. *Perfect Game* tabbed Santucci as the No. 25 prospect in the country, while *D1Baseball* put the lefty at No. 36 in their fall reports.

• The Leominster, Mass., native earned his first preseason accolade of the 2024 season, being tabbed a second team preseason All-American by *D1Baseball*. Santucci was one of three pitchers to be named for the Blue Devils, who were one of two programs in the country with three or more pitchers across all three teams. He was also tabbed as a second team preseason All-American by *Baseball America*. In addition to his All-American nods, Santucci was pegged as the 7th-best starting pitcher in college baseball by *D1Baseball* this season.

• In 2022, Santucci was invited to the USA Collegiate National Team Training Camp, in Cary, North Carolina. The lefty ultimately did not make the team, but the lessons learned and experience from performing among some of the best in the country helped guide his journey the past few seasons.

• In his first ACC start of the year, Santucci was lights out against Wake Forest at the DBAP. The lefty worked 4.1 innings on the mound, allowing three hits and punched out a career high 11 Demon Deacons at home.

• The former two-way star begins his junior campaign without a bat in his hands. Santucci has officially made the switch to being a pitcher only this season, allowing him to focus on his craft and future on the mound. "Obviously I know that my future in this sport is on the mound," Santucci said. "It has been a relieving thing to go to practice everyday and be able to focus on one aspect of my game. I have been able to dig deeper into the recovery process and the day-to-day activities that come with being a pitcher at this level."

• Recorded his first collegiate home run against Princeton on March 4, 2023 at the Durham Bulls Athletic Park.

CAREER PITCHING

YEAR	W-L	ERA	G	GS	IP	H	R	ER	BB	SO	HR
2022	2-3	4.17	20	7	41.0	32	22	19	20	58	4
2023	2-2	4.30	7	7	29.1	27	14	14	16	50	4
2024	0-0	0.00	0	0	0.0	0	0	0	0	0	0
TOTAL	4-5	4.22	27	14	70.1	59	36	33	36	108	8

DUKE PITCHING BREAKDOWN

	W-L-S	ERA	IP	H	R	ER	HR	BB	K	AVG		W-L-S	ERA	IP	H	R	ER	HR	BB	K	AVG
STARTERS	0-0-0	0.00	0.0	0	0	0	0	0	0	.000	HOME	0-0-0	0.00	0.0	0	0	0	0	0	0	.000
RELIEVERS	0-0-0	0.00	0.0	0	0	0	0	0	0	.000	ROAD	0-0-0	0.00	0.0	0	0	0	0	0	0	.000
TOTALS	0-0-0	0.00	0.0	0	0	0	0	0	0	.000	TOTALS	0-0-0	0.00	0.0	0	0	0	0	0	0	.000



2

Andrew
HEALY

2024 STATS: 0-0, 0.00 ERA

2024 DAY-BY-DAY / CAREER INFO

Date	Opp.	Dec.	IP	H	R	ER	HR	BB	K	PIT/ST
2/17	GMU									

HT: 6'6" WT: 200 B/T: L/L

DUKE DEBUT 2/19/2023 vs. Saint Joseph's HOMETOWN Glen Mills, Pa.

CLASS Sophomore HIGH SCHOOL William Penn Charter

ARSENAL ChangeUp, Curveball, Fastball, Slider

• The 2023 Dick Howser Pitcher of the Month for April, *Perfect Game* Freshman First Team All-American, *National Collegiate Baseball Writers Association* Freshman All-American and *Collegiate Baseball* Freshman All-American, **Andrew Healy** posted an ideal freshman season with the Blue Devils. He finished the season 5-1 on the mound with a 2.32 ERA in 11 games started. He tallied 42.2 innings of work and punched out 45 batters throughout the season. Healy only allowed one home run during the 2023 campaign and walked seven batters.

• Healy earned national recognition this preseason, earning a third team Preseason All-America nod by *NCBWA*. Additionally, the left-hander was named by *D1Baseball* as the 108th-rated starting pitcher in college baseball entering this season.

• The 6-foot-6 left-hander enters his second season with the Blue Devils in a draft year. Healy is a draft eligible sophomore this season and was marked as the 61st-rated prospect in the 2024 MLB Draft according to *Prospects Live*.

• Healy began the 2023 season in the bullpen as many of the other Duke freshman did last season. He gradually earned pitching coach **Brady Kirkpatrick** and **Chris Pollard**'s trust, moving into the midweek role to begin April. Later that month, a month where Healy was perfect on the mound with a 5-0 record and a 0.00 ERA.

CAREER PITCHING

YEAR	W-L	ERA	G	GS	IP	H	R	ER	BB	SO	HR
2023	5-1	2.32	19	11	42.2	40	19	11	7	45	1
2024	0-0	0.00	0	0	0.0	0	0	0	0	0	0
TOTAL	5-1	2.32	19	11	42.2	40	19	11	7	45	1

DUKE PITCHING BREAKDOWN

	W-L-S	ERA	IP	H	R	ER	HR	BB	K	AVG		W-L-S	ERA	IP	H	R	ER	HR	BB	K	AVG
STARTERS	0-0-0	0.00	0.0	0	0	0	0	0	0	.000	HOME	0-0-0	0.00	0.0	0	0	0	0	0	0	.000
RELIEVERS	0-0-0	0.00	0.0	0	0	0	0	0	0	.000	ROAD	0-0-0	0.00	0.0	0	0	0	0	0	0	.000
TOTALS	0-0-0	0.00	0.0	0	0	0	0	0	0	.000	TOTALS	0-0-0	0.00	0.0	0	0	0	0	0	0	.000

10

Aidan
WEAVER

2024 STATS: 0-0, 0.00 ERA

2024 DAY-BY-DAY / CAREER INFO

Date	Opp.	Dec.	IP	H	R	ER	HR	BB	K	PIT/ST
2/18	CCU									

HT: 6'5" WT: 230 B/T: R/R

DUKE DEBUT 2/29/2023 vs. Saint Joseph's HOMETOWN Jamison, Pa.

CLASS Sophomore PREVIOUS SCHOOL Central Bucks-East

ARSENAL ChangeUp, Fastball, Slider

• After a strong freshman campaign for the big right-handed pitcher, **Aidan Weaver** returns to the rotation for Opening Weekend. Weaver finished the 2023 season with a 3-3 record on the mound and posted a 4.86 ERA. The Jamison, Pa., native punched out 36 batters and held opponents to a .238 average at the play in his 33.1 innings of work.

• On March 5, 2023 against Princeton, the right-hander posted three innings of no-hit baseball. He walked one batter and punched out four to earn his first collegiate victory. The four strikeouts against Princeton tied a career high which he sent the game before against East Carolina at the Durham Bulls Athletic Park.

• Weaver was named a second team All-SOL baseball recipient during his senior season in high school and first team All-SOL baseball junior year. Rated the No. 56 prospect in the 2022 class and No. 3 ranked prospect in the state of Pennsylvania, Weaver and the 2022 class helped solidify one of the nations strongest bullpens last season.

• A two-sport athlete in high school, competing in basketball and baseball at Central Bucks-East. Weaver was a National Honor Society member and First team All-SOL basketball his senior year, while earning Honorable Mention SOL basketball his junior year.

CAREER PITCHING

YEAR	W-L	ERA	G	GS	IP	H	R	ER	BB	SO	HR
2023	3-3	4.86	24	3	33.1	30	20	18	22	36	3
2024	0-0	0.00	0	0	0.0	0	0	0	0	0	0
TOTAL	3-3	4.86	24	3	33.1	30	20	18	22	36	3

DUKE PITCHING BREAKDOWN

	W-L-S	ERA	IP	H	R	ER	HR	BB	K	AVG		W-L-S	ERA	IP	H	R	ER	HR	BB	K	AVG
STARTERS	0-0-0	0.00	0.0	0	0	0	0	0	0	.000	HOME	0-0-0	0.00	0.0	0	0	0	0	0	0	.000
RELIEVERS	0-0-0	0.00	0.0	0	0	0	0	0	0	.000	ROAD	0-0-0	0.00	0.0	0	0	0	0	0	0	.000
TOTALS	0-0-0	0.00	0.0	0	0	0	0	0	0	.000	TOTALS	0-0-0	0.00	0.0	0	0	0	0	0	0	.000





Jimmy ROMANO

RHP | R/R | 6-1 | 200 | JR.
Roseland, N.J. / Saint Joseph's Regional

QUICK HITS

- Worked a career high 2.0 innings against Georgia Tech (5/12), striking out a pair
- Appeared in 16 games on the mound, recording 12 innings of work
- Posted first collegiate win against Rider (5/10), striking out one batter
- Tallied his first collegiate strikeouts against Saint Joseph's (2/19)

SINGLE GAME CAREER HIGHS

Innings	2.0	vs. Georgia Tech (5/12/2023)
Strikeouts	2	vs. Georgia Tech (5/12/2023)
Walks (Low)	0	at Virignia (6/11/2023)

SPECIALTY STATS

	2024	CAREER GAMES
5+ Strikeout Games	-	-
10+ Strikeout Games	-	-
2 or Fewer Hits Allowed	-	16
Longest Scoreless Innings Streak	-	3.1
Wins in a Row*	-	1**

* - no decisions do not break a streak
** - designates as current



Andrew HEALY

LHP | L/L | 6-6 | 200 | SO.
Glen Mills, Pa. / William Penn Charter

QUICK HITS

- Dick Howser Pitcher of the Month - April (2023)
- Preseason NCBWA Third Team All-American (2024)
- Perfect Game Freshman First Team All-American (2023)
- NCBWA Freshman All-American (2023)
- Collegiate Baseball Freshman All-American (2023)
- Recorded a perfect 5-0 record and a 0.00 ERA in the month of April
- Started 11 games, working 42.2 innings while allowing 11 earned runs and struck out 45 batters to his seven walks

SINGLE GAME CAREER HIGHS

Innings	5.0	vs. William & Mary (4/18/2023)
Strikeouts	8	vs. William & Mary (4/18/2023)
Walks (Low)	0	vs. Rider (6/3/2023)

SPECIALTY STATS

	2024	CAREER GAMES
5+ Strikeout Games	-	3
10+ Strikeout Games	-	-
2 or Fewer Hits Allowed	-	13
Longest Scoreless Innings Streak	-	12.0
Wins in a Row*	-	5**

* - no decisions do not break a streak
** - designates as current

BULLPEN INFORMATION

Date	Opp.	Dec.	IP	H	R	ER	HR	BB	K	PIT/ST	
CAREER PITCHING											
YEAR	W-L	ERA	G	GS	IP	H	R	ER	BB	SO	HR
2023	1-1	6.00	16	0	12.0	14	10	8	8	13	3
2024	0-0	0.00	0	0	0.0	0	0	0	0	0	0
TOTAL	1-1	6.00	16	0	12.0	14	10	8	8	13	3

Date	Opp.	Dec.	IP	H	R	ER	HR	BB	K	PIT/ST	
CAREER PITCHING											
YEAR	W-L	ERA	G	GS	IP	H	R	ER	BB	SO	HR
2023	5-1	2.32	19	11	42.2	40	19	11	7	45	1
2024	0-0	0.00	0	0	0.0	0	0	0	0	0	0
TOTAL	5-1	2.32	19	11	42.2	40	19	11	7	45	1

BULLPEN INFORMATION



Gabe
NARD

RHP | R/R | 5-11 | 190 | SO.
Shaker Heights, Ohio / St. Ignatius

QUICK HITS

- Appeared in 21 games out of the bullpen in 2023
- Worked 27.0 innings, recording 22 strikeouts
- Posted a career high 2.2 innings of work against Campbell (4/25)
- Punched out a career high four batters against Davidson (4/11)

SINGLE GAME CAREER HIGHS

Innings	2.2	at Campbell (4/25/2023)
Strikeouts	4	vs. Davidson (4/11/2023)
Walks (Low)	0	at Virginia (6/11/2023)

SPECIALTY STATS

	2024	CAREER GAMES
5+ Strikeout Games	-	-
10+ Strikeout Games	-	-
2 or Fewer Hits Allowed	-	17
Longest Scoreless Innings Streak	-	5.0
Wins in a Row*	-	-

* - no decisions do not break a streak

** - designates as current



Josh
ALLEN

LHP | L/L | 6-1 | 200 | SR.
Oviedo, Fla. / Oviedo

QUICK HITS

- Missed the 2023 season due to injury
- Posted a 4-4 record in 49 career appearances with a 6.20 ERA
- Eighth-rated lefty in the state of Florida as an incoming freshman and 69th-rated player in the state according to *Perfect Game*
- Recorded a career high five strikeouts against Appalachian State (2/22/2022)

SINGLE GAME CAREER HIGHS

Innings	3.0	at Wake Forest (4/10/2022)
Strikeouts	5	vs. App State (2/22/2022)
Walks (Low)	0	at Virginia Tech (5/21/2022)

SPECIALTY STATS

	2024	CAREER GAMES
5+ Strikeout Games	-	1
10+ Strikeout Games	-	-
2 or Fewer Hits Allowed	-	39
Longest Scoreless Innings Streak	-	10.0
Wins in a Row*	-	3

* - no decisions do not break a streak

** - designates as current

Date	Opp.	Dec.	IP	H	R	ER	HR	BB	K	PIT/ST
------	------	------	----	---	---	----	----	----	---	--------

CAREER PITCHING

YEAR	W-L	ERA	G	GS	IP	H	R	ER	BB	SO	HR
2023	0-1	5.76	21	0	25.0	29	18	16	16	19	2
2024	0-0	0.00	0	0	0.0	0	0	0	0	0	0
TOTAL	0-1	5.76	21	0	25.0	29	18	16	16	19	2

Date	Opp.	Dec.	IP	H	R	ER	HR	BB	K	PIT/ST
------	------	------	----	---	---	----	----	----	---	--------

CAREER PITCHING

YEAR	W-L	ERA	G	GS	IP	H	R	ER	BB	SO	HR
2021	3-1	5.64	22	0	22.1	26	20	14	8	21	7
2022	1-3	6.52	27	0	38.2	42	31	28	18	48	8
2023	-	-	-	-	-	-	-	-	-	-	-
2024	0-0	0.00	0	0	0.0	0	0	0	0	0	0
TOTAL	4-4	6.20	49	0	61.0	68	51	42	26	69	15



Owen
PROKSCH

LHP | L/L | 6-3 | 225 | SO.
Southlake, Texas / Carroll Senior

QUICK HITS

- Appeared in 32 games in 2023, posting a 5-3 record on the mound
- Fanned 40 batters in his debut season, including a career high four punchouts against Coastal Carolina in the Conway Regional (6/4)
- 2022 All-State First Team OF and LHP his senior season of high school
- 2022 State Championship MVP recipient his senior season

SINGLE GAME CAREER HIGHS

Innings	3.0	vs. Wake Forest (3/11/2023)
Strikeouts	4	at Coastal Carolina (6/4/2023)
Walks (Low)	0	at Virignia (6/11/2023)

SPECIALTY STATS

	2024	CAREER GAMES
5+ Strikeout Games	-	-
10+ Strikeout Games	-	-
2 or Fewer Hits Allowed	-	28
Longest Scoreless Innings Streak	-	7.1
Wins in a Row*	-	2

* - no decisions do not break a streak
** - designates as current



Aidan
WEAVER

RHP | R/R | 6-5 | 230 | SO.
Jamison, Pa. / Central Bucks-East

QUICK HITS

- Posted a 3-3 record in 2023, with a 4.86 ERA as a bullpen arm for the Blue Devils
- Punched out 36 batters in his first season at Duke, holding opponents to .238 average at the plate
- Allowed just eight extra base hits out of his 30 hits allowed
- No. 56 rated prospect in the 2022 class and the No. 3 prospect in the state of Pennsylvania

SINGLE GAME CAREER HIGHS

Innings	3.0	vs. Rider (5/10/2023)
Strikeouts	4	vs. Princeton (3/5/2023)
Walks (Low)	0	at Coastal Carolina (6/4/2023)

SPECIALTY STATS

	2024	CAREER GAMES
5+ Strikeout Games	-	-
10+ Strikeout Games	-	-
2 or Fewer Hits Allowed	-	21
Longest Scoreless Innings Streak	-	9.0
Wins in a Row*	-	2

* - no decisions do not break a streak
** - designates as current

BULLPEN INFORMATION

Date	Opp.	Dec.	IP	H	R	ER	HR	BB	K	PIT/ST
------	------	------	----	---	---	----	----	----	---	--------

CAREER PITCHING

YEAR	W-L	ERA	G	GS	IP	H	R	ER	BB	SO	HR
2023	5-3	4.85	32	0	39.0	35	21	21	20	40	4
2024	0-0	0.00	0	0	0.0	0	0	0	0	0	0
TOTAL	5-3	4.85	32	0	39.0	35	21	21	20	40	4

Date	Opp.	Dec.	IP	H	R	ER	HR	BB	K	PIT/ST
------	------	------	----	---	---	----	----	----	---	--------

CAREER PITCHING

YEAR	W-L	ERA	G	GS	IP	H	R	ER	BB	SO	HR
2023	3-3	4.86	24	3	33.1	30	20	18	22	36	3
2024	0-0	0.00	0	0	0.0	0	0	0	0	0	0
TOTAL	3-3	4.86	24	3	33.1	30	20	18	22	36	3

BULLPEN INFORMATION



Edward
HART

LHP | L/L | 6-5 | 235 | SO.
San Antonio, Texas / Alamo Heights

QUICK HITS

- Posted a 1-1 record on the mound for the Blue Devils in 2023, working 15 innings
- Punched out 16 batters and walked seven in his outings
- Finished his high school career in the Top-100 in the state of Texas for strikeouts and ERA
- First Team All-District Pitcher at Alamo Heights High School his junior and senior years

SINGLE GAME CAREER HIGHS

Innings	2.0	at Miami (5/20/2023)
Strikeouts	4	vs. Campbell (4/4/2023)
Walks (Low)	0	vs. Gardner-Webb (5/16/2023)

SPECIALTY STATS

	2024	CAREER GAMES
5+ Strikeout Games	-	-
10+ Strikeout Games	-	-
2 or Fewer Hits Allowed	-	12
Longest Scoreless Innings Streak	-	3.1
Wins in a Row*	-	1

* - no decisions do not break a streak
** - designates as current



Jonathan
SANTUCCI

LHP | L/L | 6-2 | 205 | JR.
Leominster, Mass. / Phillips Academy

QUICK HITS

- No. 25 prospect in the 2024 MLB Entry Draft by *Perfect Game*
- 2nd Team preseason *DBaseball* All-American
- 2022 USA Baseball Collegiate National Team Camp Invite
- Started seven games in 2023 before missing the remainder of the season due to injury
- Tallied 38 punchouts to just four walks in his first four starts of the season
- Recorded a career high 11 batters against Wake Forest (3/10)
- Rated the No. 26 prospect in the country entering his collegiate baseball career and the eighth-ranked player in the ACC
- Second rated recruit out of Massachusetts and the 64th overall prospect in the class of 2022

SINGLE GAME CAREER HIGHS

Innings	5.2	at Virginia Tech (5/20/2022)
Strikeouts	11	vs. Wake Forest (3/10/2023)
Walks (Low)	0	vs. Davidson (5/17/2022)

SPECIALTY STATS

	2024	CAREER GAMES
5+ Strikeout Games	-	10
10+ Strikeout Games	-	2
2 or Fewer Hits Allowed	-	17
Longest Scoreless Innings Streak	-	13.0
Wins in a Row*	-	2

* - no decisions do not break a streak
** - designates as current

Date	Opp.	Dec.	IP	H	R	ER	HR	BB	K	PIT/ST
------	------	------	----	---	---	----	----	----	---	--------

CAREER PITCHING

YEAR	W-L	ERA	G	GS	IP	H	R	ER	BB	SO	HR
2023	1-1	7.80	16	0	15.0	22	16	13	7	16	3
2024	0-0	0.00	0	0	0.0	0	0	0	0	0	0
TOTAL	1-1	7.80	16	0	15.0	22	16	13	7	16	3

Date	Opp.	Dec.	IP	H	R	ER	HR	BB	K	PIT/ST
------	------	------	----	---	---	----	----	----	---	--------

CAREER PITCHING

YEAR	W-L	ERA	G	GS	IP	H	R	ER	BB	SO	HR
2022	2-3	4.17	20	7	41.0	32	22	19	20	58	4
2023	2-2	4.30	7	7	29.1	27	14	14	16	50	4
2024	0-0	0.00	0	0	0.0	0	0	0	0	0	0
TOTAL	4-5	4.22	27	14	70.1	59	36	33	36	108	8



Kyle
JOHNSON
LHP | R/L | 6-1 | 205 | FR.
Leesburg, Va. / Riverside

QUICK HITS

- A two-way product from Virginia, Johnson was the fifth overall prospect in the state and third overall outfielder
- Earned 2023 Perfect Game Preseason All-American and All-Region First Team
- "A premium athlete with a powerful 6-1, 205 physique, Johnson pumped 92-95 mph heat against the Seahawks and flashed an excellent changeup with good bottom that he was comfortable throwing to lefties and righties" - Aaron Fitt | D1Baseball
- "He was one of the most impactful players in the fall, had over a 1.000 OPS, his average exit velo was in the upper 90s. He really impacts the baseball at contact and has a really good understanding of the strike zone... If we had to the start the season tomorrow, he's out there in right three out of the four games, and starting on the mound the other game" - **Chris Pollard** | Duke Head Coach

SINGLE GAME CAREER HIGHS

Innings	0.0	-
Strikeouts	0	-
Walks (Low)	0	-

SPECIALTY STATS

	2024	CAREER GAMES
5+ Strikeout Games	-	-
10+ Strikeout Games	-	-
2 or Fewer Hits Allowed	-	-
Longest Scoreless Innings Streak	-	-
Wins in a Row*	-	-

* - no decisions do not break a streak

** - designates as current



Jackson
EMUS
RHP | R/R | 6-5 | 240 | GR.
Clinton, Mass. / Princeton

QUICK HITS

- Transferred to Duke for the 2024 season from Princeton
- Started and struckout nine batters in a combined no-hitter against Yale (3/31/2023)
- Tabbed the Ivy Pitcher of the Week (twice)
- Academic All-Ivy (2022-23)
- Punched out a career high 13 Rams against VCU during the 2022 campaign

SINGLE GAME CAREER HIGHS

Innings	8.0	vs. Harvard (4/23/2022)
Strikeouts	13	at VCU (3/5/2022)
Walks (Low)	0	at Georgia (2/24/2023)

SPECIALTY STATS

	2024	CAREER GAMES
5+ Strikeout Games	-	9
10+ Strikeout Games	-	2
2 or Fewer Hits Allowed	-	7
Longest Scoreless Innings Streak	-	1.0
Wins in a Row*	-	2**

* - no decisions do not break a streak

** - designates as current

BULLPEN INFORMATION

Date	Opp.	Dec.	IP	H	R	ER	HR	BB	K	PIT/ST	
CAREER PITCHING											
YEAR	W-L	ERA	G	GS	IP	H	R	ER	BB	SO	HR
2024	0-0	0.00	0	0	0.0	0	0	0	0	0	0
TOTAL	0-0	0.00	0	0	0.0	0	0	0	0	0	0

Date	Opp.	Dec.	IP	H	R	ER	HR	BB	K	PIT/ST	
CAREER PITCHING											
YEAR	W-L	ERA	G	GS	IP	H	R	ER	BB	SO	HR
2022	2-6	4.76	12	11	68.0	66	43	36	23	69	9
2023	2-3	7.22	14	12	57.1	56	47	46	34	65	6
2024	0-0	0.00	0	0	0.0	0	0	0	0	0	0
TOTAL	4-9	5.89	26	23	125.1	122	90	82	57	134	15

BULLPEN INFORMATION



James
TALLON

LHP | L/L | 6-5 | 235 | SO.
San Antonio, Texas / Alamo Heights

QUICK HITS

- Stopper of the Year Finalist (2023), All-ACC Second Team (2023), All-ACC Freshman Team (2023), Collegiate Baseball Freshman All-American (2023), NCBWA Freshman All-American (2023), ABCA/ Rawlings All-Region (2023), NCBWA First Team All-American (2023), D1Baseball First Team Freshman All-American (2023), Baseball America First Team Freshman All-American (2023)
- Third team preseason *D1baseball* All-American, First team preseason *NCBWA* All-American, Stopper of the Year Watch List (2024)
- Broke the single season saves record at Duke with his 12th in game on against Virginia in the Charlottesville Super Regional (6/9)
- Tallied 33 innings of work, striking out 54 batters to just 11 walks
- Held opponents to a .185 batting average against in 23 games last season

SINGLE GAME CAREER HIGHS

Innings	2.0	vs. Georgia Tech (5/13/2023)
Strikeouts	4	vs. Georgia Tech (5/13/2023)
Walks (Low)	0	at Miami (5/18/2023)

SPECIALTY STATS

	2024	CAREER GAMES
5+ Strikeout Games	-	-
10+ Strikeout Games	-	-
2 or Fewer Hits Allowed	-	21
Longest Scoreless Innings Streak	-	9.0
Wins in a Row*	-	1

* - no decisions do not break a streak
** - designates as current



Tim
NOONE

LHP | R/L | 6-0 | 190 | GR.
Needham, Mass. / Babson College

QUICK HITS

- Transfer from Babson College
- 2023 D3Baseball.com third team All-American
- 2023 ABCA Region I first team recipient and 2023 D3Baseball.com Region I first team
- Has tallied a career mark of 11-4 with a 2.60 ERA on the bump
- Struck out 119 career batters and allowed 35 earned runs

SINGLE GAME CAREER HIGHS

Innings	9.0	at Clark University (5/6/2023)
Strikeouts	13	vs. Salem St. (3/26/2023)
Walks (Low)	0	at Clark University (4/18/2023)

SPECIALTY STATS

	2024	CAREER GAMES
5+ Strikeout Games	-	13
10+ Strikeout Games	-	3
2 or Fewer Hits Allowed	-	5
Longest Scoreless Innings Streak	-	24.0
Wins in a Row*	-	5

* - no decisions do not break a streak
** - designates as current

Date	Opp.	Dec.	IP	H	R	ER	HR	BB	K	PIT/ST
------	------	------	----	---	---	----	----	----	---	--------

CAREER PITCHING

YEAR	W-L	ERA	G	GS	IP	H	R	ER	BB	SO	HR
2023	1-1	1.64	23	0	33.0	22	12	6	11	54	4
2024	0-0	0.00	0	0	0.0	0	0	0	0	0	0
TOTAL	1-1	1.64	23	0	33.0	22	12	6	11	54	4

Date	Opp.	Dec.	IP	H	R	ER	HR	BB	K	PIT/ST
------	------	------	----	---	---	----	----	----	---	--------

CAREER PITCHING

YEAR	W-L	ERA	G	GS	IP	H	R	ER	BB	SO	HR
2022	5-2	3.31	9	9	49.0	42	20	18	14	46	2
2023	6-2	2.13	11	10	72.0	52	17	17	10	73	5
2024	0-0	0.00	0	0	0.0	0	0	0	0	0	0
TOTAL	11-4	2.60	20	19	121.0	94	37	35	24	119	7



Nick
CONTE

RHP | R/R | 5-10 | 200 | SR.
North Providence, R.I. / North Providence

QUICK HITS

- Missed the 2023 season due to injury
- Has worked 12.1 career innings for the Blue Devils, fanning 15 and walking 12
- Was the top-ranked prospect in the state of Rhode Island and top right-hander in the state

SINGLE GAME CAREER HIGHS

Innings	1.2	vs. Wake Forest (4/16/2021)
Strikeouts	3	at Davidson (5/18/2021)
Walks (Low)	0	vs. NC State (5/14/2022)

SPECIALTY STATS

	2024	CAREER GAMES
5+ Strikeout Games	-	-
10+ Strikeout Games	-	-
2 or Fewer Hits Allowed	-	12
Longest Scoreless Innings Streak	-	5.2
Wins in a Row*	-	2

* - no decisions do not break a streak
** - designates as current



Mike
MILLER

RHP | L/R | 6-4 | 220 | FR.
Mendota, Minn. / St. Thomas Academy

QUICK HITS

- No. 2 rated prospect in the state of Minnesota and the No. 1 right-handed pitcher in the state
- 2023 Perfect Game Preaseson All-American and All-Region Team recipient

SINGLE GAME CAREER HIGHS

Innings	0.0	-
Strikeouts	0	-
Walks (Low)	0	-

SPECIALTY STATS

	2024	CAREER GAMES
5+ Strikeout Games	-	-
10+ Strikeout Games	-	-
2 or Fewer Hits Allowed	-	-
Longest Scoreless Innings Streak	-	-
Wins in a Row*	-	-

* - no decisions do not break a streak
** - designates as current

BULLPEN INFORMATION

Date	Opp.	Dec.	IP	H	R	ER	HR	BB	K	PIT/ST
------	------	------	----	---	---	----	----	----	---	--------

CAREER PITCHING

YEAR	W-L	ERA	G	GS	IP	H	R	ER	BB	SO	HR
2021	2-1	5.40	10	0	10.0	6	8	6	8	15	0
2022	0-0	11.57	3	0	2.1	3	4	3	4	0	0
2023					- Injured -						
2024	0-0	0.00	0	0	0.0	0	0	0	0	0	0
TOTAL	2-1	6.57	13	0	12.1	9	12	9	12	15	0

Date	Opp.	Dec.	IP	H	R	ER	HR	BB	K	PIT/ST
------	------	------	----	---	---	----	----	----	---	--------

CAREER PITCHING

YEAR	W-L	ERA	G	GS	IP	H	R	ER	BB	SO	HR
2024	0-0	0.00	0	0	0.0	0	0	0	0	0	0
TOTAL	0-0	0.00	0	0	0.0	0	0	0	0	0	0

BULLPEN INFORMATION



Ryan
HIGGINS

RHP | R/R | 6-2 | 210 | JR.
New Canaan, Conn. / St. Luke's

QUICK HITS

- Appeared in 18 games and started 10 in 2023, posting a 4.04 ERA in his 42.1 innings of work
- Struck out 32 batters to his 15 walks and allowed just 19 earned runs to score
- Posted a career high five innings of work at Boston College (4/16) and struck out a career high five batters against Pittsburgh (4/2)
- Was the third-ranked right-handed pitcher out of Connecticut by *Perfect Game* and the No. 336 overall prospect in the class
- Member of the Canes National program and won the 2020 Perfect Game 17u National Championship

SINGLE GAME CAREER HIGHS

Innings	5.0	at Boston College (4/16/2023)
Strikeouts	5	vs. Pittsburgh (4/2/2023)
Walks (Low)	0	at Miami (5/20/2023)

SPECIALTY STATS

	2024	CAREER GAMES
5+ Strikeout Games	-	1
10+ Strikeout Games	-	-
2 or Fewer Hits Allowed	-	23
Longest Scoreless Innings Streak	-	9.0
Wins in a Row*	-	4

* - no decisions do not break a streak
** - designates as current



AJ
GRACIA

LHP | L/L | 6-3 | 195 | FR.
Monroe, N.J. / Ranney

QUICK HITS

- Rated the No. 1 outfielder in the state of New Jersey and the No. 37 overall prospect in the class
- "An outstanding two-way potential player that pounds the strike zone and knows how to pitch" - *Perfect Game*
- 2023 *Perfect Game* Preseason All-American and All-Region Teams
- 2022 National Showcase participant

SINGLE GAME CAREER HIGHS

Innings	0.0	-
Strikeouts	0	-
Walks (Low)	0	-

SPECIALTY STATS

	2024	CAREER GAMES
5+ Strikeout Games	-	-
10+ Strikeout Games	-	-
2 or Fewer Hits Allowed	-	-
Longest Scoreless Innings Streak	-	-
Wins in a Row*	-	-

* - no decisions do not break a streak
** - designates as current

Date	Opp.	Dec.	IP	H	R	ER	HR	BB	K	PIT/ST
------	------	------	----	---	---	----	----	----	---	--------

CAREER PITCHING

YEAR	W-L	ERA	G	GS	IP	H	R	ER	BB	SO	HR
2022	1-0	4.82	10	0	9.1	11	7	5	8	11	0
2023	3-1	4.04	18	10	42.1	34	21	19	15	32	5
TOTAL	4-1	4.18	28	10	51.2	45	28	24	23	43	5

Date	Opp.	Dec.	IP	H	R	ER	HR	BB	K	PIT/ST
------	------	------	----	---	---	----	----	----	---	--------

CAREER PITCHING

YEAR	W-L	ERA	G	GS	IP	H	R	ER	BB	SO	HR
2024	0-0	0.00	0	0	0.0	0	0	0	0	0	0
TOTAL	0-0	0.00	0	0	0.0	0	0	0	0	0	0



Camron POE
LHP | L/L | 6-3 | 215 | FR.
Chesterfield, Mo. / Christian Brothers College

QUICK HITS

- Rated the No. 4 left-handed pitcher in the state of Missouri and the No. 6 overall prospect in the state
- 2023 *Perfect Game* Preseason All-American and All-Region Teams
- 2022 National Showcase participant

SINGLE GAME CAREER HIGHS

Innings	0.0	-
Strikeouts	0	-
Walks (Low)	0	-

SPECIALTY STATS

	2024	CAREER GAMES
5+ Strikeout Games	-	-
10+ Strikeout Games	-	-
2 or Fewer Hits Allowed	-	-
Longest Scoreless Innings Streak	-	-
Wins in a Row*	-	-

* - no decisions do not break a streak
** - designates as current



Fran OSCHELL III
RHP | R/R | 6-7 | 230 | JR.
Phoenixville, Pa. / Malvern Prep

QUICK HITS

- First Team Preseason *DIBaseball* All-American, First Team Preseason *NCBWA* All-American, Stopper of the Year Watch List (2024)
- USA Baseball Collegiate National Team Member (2023), *Perfect Game* Second Team All-American (2023), *Baseball America* Third Team All-American (2023), *DIBaseball* Third Team All-American (2023)
- Posted a 6-0 record out of the pen for the Blue Devils in his 22 appearances, finishing the season with a 0.69 ERA
- Worked a career high four innings against NC State in the ACC Tournament
- Tallied a career high five strikeouts against Boston College (4/14)
- Punched out 66 batters to his 18 walks and held opponents to a .133 batting average against
- Finished the season on a 14 inning scoreless streak, beginning at Virginia (4/30)

SINGLE GAME CAREER HIGHS

Innings	4.0	vs. NC State (5/23/2023)
Strikeouts	5	at Boston College (4/14/2023)
Walks (Low)	0	at Virignia (6/9/2023)

SPECIALTY STATS

	2024	CAREER GAMES
5+ Strikeout Games	-	2
10+ Strikeout Games	-	-
2 or Fewer Hits Allowed	-	27
Longest Scoreless Innings Streak	-	14.0**
Wins in a Row*	-	6**

* - no decisions do not break a streak
** - designates as current

BULLPEN INFORMATION

Date	Opp.	Dec.	IP	H	R	ER	HR	BB	K	PIT/ST	
CAREER PITCHING											
YEAR	W-L	ERA	G	GS	IP	H	R	ER	BB	SO	HR
2024	0-0	0.00	0	0	0.0	0	0	0	0	0	0
TOTAL	0-0	0.00	0	0	0.0	0	0	0	0	0	0

Date	Opp.	Dec.	IP	H	R	ER	HR	BB	K	PIT/ST	
CAREER PITCHING											
YEAR	W-L	ERA	G	GS	IP	H	R	ER	BB	SO	HR
2022	0-0	10.29	7	0	7.0	10	9	8	6	6	1
2023	6-0	0.69	22	0	39.1	18	4	3	18	66	1
2024	0-0	0.00	0	0	0.0	0	0	0	0	0	0
TOTAL	6-0	2.14	29	0	46.1	28	13	11	24	72	2

BULLPEN INFORMATION



David
BOISVERT

RHP | R/R | 6-5 | 215 | JR.
Charlotte, N.C. / Cannon School

QUICK HITS

- Made his collegiate debut at Miami (5/20)
- Totaled 19 innings in six appearances on the mound with a 2.61 ERA and a 3-0 record in high school
- Missed his junior and senior high school seasons due to COVID-19

SINGLE GAME CAREER HIGHS

Innings	0.1	at Miami (5/20/2023)
Strikeouts	0	-
Walks (Low)	1	at Miami (5/20/2023)

SPECIALTY STATS

	2024	CAREER GAMES
5+ Strikeout Games	-	-
10+ Strikeout Games	-	-
2 or Fewer Hits Allowed	-	-
Longest Scoreless Innings Streak	-	-
Wins in a Row*	-	-

* - no decisions do not break a streak
** - designates as current



Charlie
BEILENSEN

RHP | R/R | 6-0 | 215 | GR.
Los Angeles, Calif. / Brown University

QUICK HITS

- Set the Duke single-season record for most appearances, toeing the rubber 39 times in 2023
- Preseason Stopper of the Year Watch List (2024)
- One of Brown's most relied-upon relievers during his career before transferring to Duke for the 2023 season
- All-Academic Ivy League recipient and a New Zealand National Team member
- Fanned 78 batters to his 21 walks and held opponents to a .242 average at the plate in 2023
- Worked a season-high 3.1 innings against Virginia in the Charlottesville Super Regional

SINGLE GAME CAREER HIGHS

Innings	4.0	at Penn (4/23/2022)
Strikeouts	5	vs. Rider (5/9/2023)
Walks	0	vs. Rider (5/9/2023)

SPECIALTY STATS

	2024	CAREER GAMES
5+ Strikeout Games	-	2
10+ Strikeout Games	-	-
2 or Fewer Hits Allowed	-	51
Longest Scoreless Innings Streak	-	5.1
Wins in a Row*	-	3

* - no decisions do not break a streak
** - designates as current

Date	Opp.	Dec.	IP	H	R	ER	HR	BB	K	PIT/ST
------	------	------	----	---	---	----	----	----	---	--------

CAREER PITCHING

YEAR	W-L	ERA	G	GS	IP	H	R	ER	BB	SO	HR
2023	0-0	81.01	1	0	0.1	3	3	3	1	0	0
2024	0-0	0.00	0	0	0.0	0	0	0	0	0	0
TOTAL	0-0	81.01	1	0	0.1	3	3	3	1	0	0

Date	Opp.	Dec.	IP	H	R	ER	HR	BB	K	PIT/ST
------	------	------	----	---	---	----	----	----	---	--------

CAREER PITCHING

YEAR	W-L	ERA	G	GS	IP	H	R	ER	BB	SO	HR
2019	0-1	13.91	8	0	11.0	19	17	17	3	10	5
2020	0-0	10.50	3	0	6.0	8	7	7	3	7	2
2021					- COVID-19 -						
2022	2-2	3.91	15	0	23.0	20	12	10	6	19	1
2023	6-3	3.86	39	0	60.2	56	33	26	21	78	2
2024	0-0	0.00	0	0	0.0	0	0	0	0	0	0
TOTAL	8-6	5.36	65	0	100.2	103	69	60	33	114	10



James
RAIDT

RHP | R/R | 6-3 | 180 | FR.
Stamford, Conn. / King & Low-Heywood Thomas School

QUICK HITS

- No. 2 rated right-handed pitcher in the state of Connecticut and the No. 2 overall prospect
- Two-time *Perfect Game* Preseason All-American and Region First Team recipient
- Played for the New York Yankees in the 2022 Area Code Games
- Was chosen to play for team Connecticut in the 2020 PBR Futures Games
- New England Baseball Journal All-New England First Team
- Two-time FAA All-League recipient

SINGLE GAME CAREER HIGHS

Innings	0.0	-
Strikeouts	0	-
Walks	0	-

SPECIALTY STATS

	2024	CAREER GAMES
5+ Strikeout Games	-	-
10+ Strikeout Games	-	-
2 or Fewer Hits Allowed	-	-
Longest Scoreless Innings Streak	-	-
Wins in a Row*	-	-

* - no decisions do not break a streak
** - designates as current

BULLPEN INFORMATION

Date	Opp.	Dec.	IP	H	R	ER	HR	BB	K	PIT/ST
------	------	------	----	---	---	----	----	----	---	--------

CAREER PITCHING

YEAR	W-L	ERA	G	GS	IP	H	R	ER	BB	SO	HR
2024	0-0	0.00	0	0	0.0	0	0	0	0	0	0
TOTAL	0-0	0.00	0	0	0.0	0	0	0	0	0	0

HITTERS INFORMATION



Jimmy
ROMANO

INF | R/R | 6-1 | 200 | JR.
Roseland, N.J. / Saint Joseph's Regional

QUICK HITS

- Appeared in 22 games at the plate and in the field for the Blue Devils last season, being used primarily as a pitcher
- Collected a single game career high of two plate appearances against Louisville (4/21/2023)
- Scored his first collegiate run against Clemson on the road (3/19/2023)
- Drew a walk against Princeton (3/4/2023)

SINGLE GAME CAREER HIGHS

At Bats	2	vs. Louisville (4/21/2023)
Hits	--	--
Runs Scored	1	at Clemson (3/19/2023)
Runs Batted In	--	--
Doubles	--	--
Triples	--	--
Home Runs	--	--
Walks	1	vs. Princeton (3/4/2023)
Stolen Bases	--	--



Andrew
YU

C | R/R | 6-0 | 220 | JR.
Nashville, Tenn. / Ensworth

QUICK HITS

- Started six of the 22 games he appeared in during the 2023 season
- Collected three hits and drove in six RBI, while walking four times and being hit by three pitches
- Saw action in 35 games his freshman campaign, starting 23 games behind the dish
- Posted a .273 average at the plate with two doubles, two home runs and 13 RBIs during his first season in Durham

SINGLE GAME CAREER HIGHS

At Bats	5	at Georgia Tech (4/22/2022)
Hits	4	at Wake Forest (4/9/2022)
Runs Scored	3	vs. Towson (3/21/2023)
Runs Batted In	4	vs. Bucknell (3/4/2022)
Doubles	1	at Wake Forest (4/9/2022)
Triples	--	--
Home Runs	1	Notre Dame (4/14/2022)
Walks	1	at Campbell (4/25/2023)
Stolen Bases	1	vs. Towson (3/21/2023)

Date	Opp.	AB	R	H	RBI	2B	3B	HR	BB	K	SB	CS	Avg.
------	------	----	---	---	-----	----	----	----	----	---	----	----	------

CAREER HITTING

YEAR	AVG	GP-GS	AB	R	H	2B	3B	HR	RBI	SLG%	BB	HP	SO	OB%
2023	.000	22-0	6	1	0	0	0	0	0	.000	1	0	5	.143
2024	.000	0-0	0	0	0	0	0	0	0	.000	0	0	0	.000
TOTAL	.000	22-0	6	1	0	0	0	0	0	.000	1	0	5	.143

Date	Opp.	AB	R	H	RBI	2B	3B	HR	BB	K	SB	CS	Avg.
------	------	----	---	---	-----	----	----	----	----	---	----	----	------

CAREER HITTING

YEAR	AVG	GP-GS	AB	R	H	2B	3B	HR	RBI	SLG%	BB	HP	SO	OB%
2022	.273	35-23	77	13	21	2	0	2	13	.377	8	5	22	.370
2023	.091	22-6	33	5	3	1	0	0	6	.121	4	3	9	.244
2024	.000	0-0	0	0	0	0	0	0	0	.000	0	0	0	.000
TOTAL	.218	57-29	110	18	24	3	0	2	19	.300	12	8	31	.331

HITTERS INFORMATION



Alex
STONE

C | R/R | 6-5 | 235 | SR.
Andover, N.J. / Newton

QUICK HITS

- Rated the 11th best catcher in college baseball by *D1Baseball*
- Recorded a 30-game hitting streak in 2023, the third longest in program history and longest under head coach **Chris Pollard**
- Moved into a tie for 10th all-time in career home runs with 27 and his 17 in 2023 moved into a tie for sixth all-time in a single season
- Led the team with 18 multi-RBI games and tied for the team lead with 23 multi-hit games, including two four-hit contests
- Was the primary catcher for the Blue Devils starting 61 of the 63 games played
- Posted a career high four hits against NC State in the ACC Tournament (5/23/2023)
- Tallied two home runs in the Conway Regional Championship game against Coastal Carolina (6/4/2023)

SINGLE GAME CAREER HIGHS

At Bats	6	at Virginia (4/28/2023)
Hits	4	vs. NC State (5/23/2023)
Runs Scored	4	at Virginia (4/28/2023)
Runs Batted In	4	vs. Pittsburgh (4/2/2023)
Doubles	2	at Miami (5/19/2023)
Triples	--	--
Home Runs	2	at Coastal Carolina (6/4/2023)
Walks	3	vs. Baylor (2/25/2023)
Stolen Bases	1	vs. NC State (5/15/2022)



Macon
WINSLOW

C | R/R | 6-0 | 200 | FR.
Hertford, N.C. / Pro5 Baseball Academy

QUICK HITS

- No. 1 rated catcher in the state of North Carolina and the No. 3 overall prospect - No. 6 rated catcher in the country
- Member of Team USA Baseball's 18U squad who won a gold medal
- 2022 *Perfect Game* All-American Classic participant
- 2023 PG Preseason All-American and All-Region recipient
- No. 8 rated freshman in the ACC by *Perfect Game*

SINGLE GAME CAREER HIGHS

At Bats	--	--
Hits	--	--
Runs Scored	--	--
Runs Batted In	--	--
Doubles	--	--
Triples	--	--
Home Runs	--	--
Walks	--	--
Stolen Bases	--	--

Date	Opp.	AB	R	H	RBI	2B	3B	HR	BB	K	SB	CS	Avg.
------	------	----	---	---	-----	----	----	----	----	---	----	----	------

CAREER HITTING

YEAR	AVG	GP-GS	AB	R	H	2B	3B	HR	RBI	SLG%	BB	HP	SO	OB%
2021	.182	10-2	11	1	2	0	0	0	0	.182	0	1	5	.250
2022	.227	40-32	119	25	27	7	0	10	17	.538	9	4	39	.303
2023	.315	62-61	254	53	80	16	0	17	62	.579	17	10	43	.379
2024	.000	0-0	0	0	0	0	0	0	0	.000	0	0	0	.000
TOTAL	.284	112-95	384	79	109	23	0	27	79	.555	26	15	87	.352

Date	Opp.	AB	R	H	RBI	2B	3B	HR	BB	K	SB	CS	Avg.
------	------	----	---	---	-----	----	----	----	----	---	----	----	------

CAREER HITTING

YEAR	AVG	GP-GS	AB	R	H	2B	3B	HR	RBI	SLG%	BB	HP	SO	OB%
2024	.000	0-0	0	0	0	0	0	0	0	.000	0	0	0	.000
TOTAL	.000	0-0	0	0	0	0	0	0	0	.000	0	0	0	.000

HITTERS INFORMATION



**Wallace
CLARK**
INF | S/R | 6-0 | 180 | JR.
Tulsa, Okla. / Oklahoma

QUICK HITS

- Transfer from Oklahoma
- All-Big 12 Freshman Team recipient (2022)
- Posted a career .247 average at the plate in his two seasons with the Sooners
- Played in 47 games and made 42 starts in his final season at Oklahoma, with 40 starts at third base
- Tallied a .345 slugging percentage and an OBP of .392 with eight doubles, 31 walks, 18 RBI and 26 runs scored

SINGLE GAME CAREER HIGHS

At Bats	6	at Kansas (4/23/2022)
Hits	3	vs. Kansas State (5/1/2023)
Runs Scored	4	vs. Mississippi State (3/4/2023)
Runs Batted In	4	vs. West Virginia (5/13/2022)
Doubles	2	vs. Kansas State (5/1/2022)
Triples	1	vs. Wichita State (4/11/2023)
Home Runs	1	vs. Army (6/3/2023)
Walks	3	vs. Virginia Tech (6/11/2022)
Stolen Bases	1	vs. Army (6/3/2023)



**Devin
OBEE**
OF | R/R | 6-2 | 215 | JR.
Nashville, Tenn. / Ensworth

QUICK HITS

- Appeared in 50 games last season with 14 starts, posting a .232 average at the plate and blasting three home runs
- Hit six home runs his freshman campaign the most by a true freshman since **Joey Loperfido** in 2018
- Was the 225th overall player in the class of 2021 according to *Perfect Game USA*
- Former 2020 Tennessee Pre-Season All-American

SINGLE GAME CAREER HIGHS

At Bats	5	at Pittsburgh (5/8/2022)
Hits	3	at Georgia Tech (4/24/2022)
Runs Scored	3	vs. Davidson (4/11/2023)
Runs Batted In	3	vs. Wake Forest (3/11/2023)
Doubles	2	vs. Bucknell (3/6/2022)
Triples	1	vs. Saint Joseph's (2/17/2023)
Home Runs	1	vs. Towson (3/21/2023)
Walks	4	vs. Davidson (4/11/2023)
Stolen Bases	1	at Georgia Tech (4/22/2022)

Date	Opp.	AB	R	H	RBI	2B	3B	HR	BB	K	SB	CS	Avg.
------	------	----	---	---	-----	----	----	----	----	---	----	----	------

CAREER HITTING

YEAR	AVG	GP-GS	AB	R	H	2B	3B	HR	RBI	SLG%	BB	HP	SO	OB%
2022	.257	48-42	152	31	39	6	0	0	27	.296	32	4	52	.397
2023	.237	47-42	139	26	33	8	2	1	18	.345	31	5	31	.392
2024	.000	0-0	0	0	0	0	0	0	0	.000	0	0	0	.000
TOTAL	.247	95-84	291	57	72	14	2	1	45	.320	63	9	83	.395

Date	Opp.	AB	R	H	RBI	2B	3B	HR	BB	K	SB	CS	Avg.
------	------	----	---	---	-----	----	----	----	----	---	----	----	------

CAREER HITTING

YEAR	AVG	GP-GS	AB	R	H	2B	3B	HR	RBI	SLG%	BB	HP	SO	OB%
2022	.204	37-24	103	17	21	6	0	6	18	.437	9	2	34	.278
2023	.232	50-14	56	14	13	4	1	3	10	.500	9	2	31	.358
2024	.000	0-0	0	0	0	0	0	0	0	.000	0	0	0	.000
TOTAL	.214	87-38	159	31	34	10	1	9	28	.459	18	4	65	.308

HITTERS INFORMATION



Kyle
JOHNSON
OF | R/L | 6-1 | 205 | FR.
Leesburg, Va. / Riverside

QUICK HITS

- Rated the No. 18 overall outfielder in his class and the No. 3 outfielder in the state of Virginia
- A two-way product who attended Riverside High School in Virginia
- Three-time Preseason Underclass All-American by *Perfect Game USA*
- Tabbed the 46th best prospect in the class by *Perfect Game USA*

SINGLE GAME CAREER HIGHS

At Bats	--	--
Hits	--	--
Runs Scored	--	--
Runs Batted In	--	--
Doubles	--	--
Triples	--	--
Home Runs	--	--
Walks	--	--
Stolen Bases	--	--

Date	Opp.	AB	R	H	RBI	2B	3B	HR	BB	K	SB	CS	Avg.
------	------	----	---	---	-----	----	----	----	----	---	----	----	------

CAREER HITTING

YEAR	AVG	GP-GS	AB	R	H	2B	3B	HR	RBI	SLG%	BB	HP	SO	OB%
2024	.000	0-0	0	0	0	0	0	0	0	.000	0	0	0	.000
TOTAL	.000	0-0	0	0	0	0	0	0	0	.000	0	0	0	.000



Sam
HARRIS
1B | L/L | 6-5 | 220 | FR.
Urbandale, Iowa / Urbandale

QUICK HITS

- Rated the No. 4 first baseman in the country and the No. 1 overall prospect in the state of Iowa
- Played for Central (Navy) in the 2021 Perfect Game Underclass All-American Games
- 2019 14U PG Series Classic Member
- 2022 National Showcase participant
- Four-time Preseason All-American and All-Region recipient in high school

SINGLE GAME CAREER HIGHS

At Bats	--	--
Hits	--	--
Runs Scored	--	--
Runs Batted In	--	--
Doubles	--	--
Triples	--	--
Home Runs	--	--
Walks	--	--
Stolen Bases	--	--

Date	Opp.	AB	R	H	RBI	2B	3B	HR	BB	K	SB	CS	Avg.
------	------	----	---	---	-----	----	----	----	----	---	----	----	------

CAREER HITTING

YEAR	AVG	GP-GS	AB	R	H	2B	3B	HR	RBI	SLG%	BB	HP	SO	OB%
2024	.000	0-0	0	0	0	0	0	0	0	.000	0	0	0	.000
TOTAL	.000	0-0	0	0	0	0	0	0	0	.000	0	0	0	.000

HITTERS INFORMATION



**Zac
MORRIS**

INF | R/R | 5-11 | 185 | R-SR.
Suffolk, Va. / VMI

QUICK HITS

- Transfer from VMI
- Tabbed No. 35 shortstop by *D1Baseball* in the preseason
- Second Team All-SoCon honoree
- Hit .317 while starting all 55 games with 10 homers, 48 runs and 49 RBI
- Ranked sixth in the SoCon with 25 stolen bases
- Earned a spot on the initial watch list for the 2023 Brooks Wallace Award for the nations top shortstop
- Earned SoCon All-Freshman team honors in 2021

SINGLE GAME CAREER HIGHS

At Bats	6	vs. Mercer (4/23/2023)
Hits	5	vs. Holy Cross (2/24/2023)
Runs Scored	4	vs. JMU (3/13/2021)
Runs Batted In	4	vs. Radford (3/11/2023)
Doubles	2	vs. SIUE (4/15/2023)
Triples	1	vs. Norfolk State (3/19/2023)
Home Runs	2	at Mercer (5/15/2022)
Walks	3	vs. Coppin State (3/5/2023)
Stolen Bases	4	at Mississippi State (2/18/2023)



**Logan
BRAVO**

INF | R/R | 6-5 | 215 | GR.
Andover, Mass. / Harvard

QUICK HITS

- Transfer from Harvard
- First team All-Ivy honors, while garnering Academic All-Ivy accolades
- Collected Ivy League Player of the Week honors
- Started all 44 games at first base, only Crimson to play all 44 games in 2023
- Led the team in hits (52), home runs (7), OPS (.909), Slugging (.509), while ranking second in average (.304), RBI (32), runs (34), doubles (14) and OBP (.400)
- Paced the team with 14 multi-hit contests and nine multi-RBI days

SINGLE GAME CAREER HIGHS

At Bats	6	at FAU (3/13/2023)
Hits	4	vs. Dartmouth (4/30/2022)
Runs Scored	3	vs. Holy Cross (3/28/2023)
Runs Batted In	7	vs. Merrimack (4/19/2022)
Doubles	3	at Cal Poly (3/12/2022)
Triples	--	--
Home Runs	2	vs. Merrimack (4/19/2022)
Walks	2	vs. Cornell (4/14/2023)
Stolen Bases	1	at Brown (4/25/2023)

Date	Opp.	AB	R	H	RBI	2B	3B	HR	BB	K	SB	CS	Avg.
------	------	----	---	---	-----	----	----	----	----	---	----	----	------

CAREER HITTING

YEAR	AVG	GP-GS	AB	R	H	2B	3B	HR	RBI	SLG%	BB	HP	SO	OB%
2020	.204	17-17	49	8	10	1	1	1	6	.327	4	2	9	.291
2021	.286	40-40	147	26	42	5	1	3	29	.395	9	8	31	.353
2022	.332	54-54	208	44	69	11	3	10	41	.558	27	5	39	.416
2023	.317	55-55	205	48	65	13	2	10	49	.546	24	11	38	.408
2024	.000	0-0	0	0	0	0	0	0	0	.000	0	0	0	.000
TOTAL	.305	166-166	609	126	186	30	7	24	125	.496	64	26	117	.389

Date	Opp.	AB	R	H	RBI	2B	3B	HR	BB	K	SB	CS	Avg.
------	------	----	---	---	-----	----	----	----	----	---	----	----	------

CAREER HITTING

YEAR	AVG	GP-GS	AB	R	H	2B	3B	HR	RBI	SLG%	BB	HP	SO	OB%
2019	.182	20-16	55	8	10	3	0	2	4	.345	6	1	19	.274
2020	.217	6-6	23	2	5	2	0	0	1	.304	0	0	13	.217
2021										- COVID-19 -				
2022	.355	38-38	152	26	54	16	0	8	44	.618	14	6	24	.423
2023	.304	44-44	171	34	52	14	0	7	32	.509	23	7	39	.400
2024	.000	0-0	0	0	0	0	0	0	0	.000	0	0	0	.000
TOTAL	.302	108-104	401	70	121	35	0	17	81	.516	43	14	95	.383

HITTERS INFORMATION



Chad
KNIGHT

C | R/R | 6-0 | 210 | GR.
Westport, Conn. / Staples

QUICK HITS

- Returns for his fifth year at Duke
- Career .262 hitter at the plate, appearing in 119 games and starting 99
- Tallied his 100th career hit during the 2023 campaign
- Returned from injury against Presbyterian, driving in five runs and hitting two home runs
- Named a CoSIDA Academic All-District III First Team recipient in 2022
- Was the top-rated catcher in the state of Connecticut and the second-best prospect in the state according to *Perfect Game USA*

SINGLE GAME CAREER HIGHS

At Bats	6	at Pitt (5/8/2022)
Hits	3	vs. Campbell (4/4/2023)
Runs Scored	3	vs. Campbell (4/4/2023)
Runs Batted In	5	at Presbyterian (3/15/2023)
Doubles	3	vs. UMass Lowell (3/9/2022)
Triples	1	vs. Florida State (3/8/2020)
Home Runs	2	at Presbyterian (3/15/2023)
Walks	3	vs. VMI (2/19/2022)
Stolen Bases	1	at Pitt (5/8/2022)



Chase
KREWSON

OF | L/L | 6-2 | 205 | FR.
Bridgeville, Pa. / South Fayette TWP

QUICK HITS

- No. 1 outfield prospect in the state of Pennsylvania and the No. 5 overall prospect in the state
- Was a four-time *Perfect Game* All-American and four-time *Perfect Game* Nationally Ranked Player
- Two-time All-Section first team and two-time All-WPIAL first team
- Two-time *Perfect Game* Northeast Dream Team Select
- PBR Super 60 Select

SINGLE GAME CAREER HIGHS

At Bats	--	--
Hits	--	--
Runs Scored	--	--
Runs Batted In	--	--
Doubles	--	--
Triples	--	--
Home Runs	--	--
Walks	--	--
Stolen Bases	--	--

Date	Opp.	AB	R	H	RBI	2B	3B	HR	BB	K	SB	CS	Avg.
------	------	----	---	---	-----	----	----	----	----	---	----	----	------

CAREER HITTING

YEAR	AVG	GP-GS	AB	R	H	2B	3B	HR	RBI	SLG%	BB	HP	SO	OB%
2020	.241	11-5	29	4	7	0	1	1	3	.414	0	0	5	.241
2021	.267	35-28	105	13	28	4	0	2	15	.362	8	2	30	.328
2022	.279	51-47	190	19	53	10	0	3	28	.379	14	3	38	.335
2023	.221	22-19	77	13	17	4	0	2	9	.351	7	2	12	.299
2024	.000	0-0	0	0	0	0	0	0	0	.000	0	0	0	.000
TOTAL	.262	119-99	401	49	105	18	1	8	55	.372	29	7	85	.320

Date	Opp.	AB	R	H	RBI	2B	3B	HR	BB	K	SB	CS	Avg.
------	------	----	---	---	-----	----	----	----	----	---	----	----	------

CAREER HITTING

YEAR	AVG	GP-GS	AB	R	H	2B	3B	HR	RBI	SLG%	BB	HP	SO	OB%
2024	.000	0-0	0	0	0	0	0	0	0	.000	0	0	0	.000
TOTAL	.000	0-0	0	0	0	0	0	0	0	.000	0	0	0	.000



AJ
GRACIA
OF | L/L | 6-3 | 195 | FR.
Monroe, N.J. / Ranney

QUICK HITS

- No. 1 outfielder in the state of New Jersey and the No. 5 overall prospect in the state
- Was a three-time 1st team All-Shore Conference recipient
- Two-time All-State for New Jersey
- *NJ.com* Player of the Year
- PBR New Jersey Player of the Year
- NJ Athletics Player of the Year

SINGLE GAME CAREER HIGHS

At Bats	--	--
Hits	--	--
Runs Scored	--	--
Runs Batted In	--	--
Doubles	--	--
Triples	--	--
Home Runs	--	--
Walks	--	--
Stolen Bases	--	--



Sam
YELTON
OF | L/L | 5-11 | 200 | JR.
Harrisburg, N.C. / Central Cabarrus

QUICK HITS

- Four-year letterwinner at Central Cabarrus High School under head coach Ronald Bost
- Named to the North Carolina AAA All-State Team, Conference Player of the Year, All-Conference and All-Observer first team in 2019
- Tabbed All-Conference in the shortended 2021 season
- Graduated high school Magna Cum Laude

SINGLE GAME CAREER HIGHS

At Bats	--	--
Hits	--	--
Runs Scored	--	--
Runs Batted In	--	--
Doubles	--	--
Triples	--	--
Home Runs	--	--
Walks	--	--
Stolen Bases	--	--

HITTERS INFORMATION

Date	Opp.	AB	R	H	RBI	2B	3B	HR	BB	K	SB	CS	Avg.
------	------	----	---	---	-----	----	----	----	----	---	----	----	------

CAREER HITTING

YEAR	AVG	GP-GS	AB	R	H	2B	3B	HR	RBI	SLG%	BB	HP	SO	OB%
2024	.000	0-0	0	0	0	0	0	0	0	.000	0	0	0	.000
TOTAL	.000	0-0	0	0	0	0	0	0	0	.000	0	0	0	.000

Date	Opp.	AB	R	H	RBI	2B	3B	HR	BB	K	SB	CS	Avg.
------	------	----	---	---	-----	----	----	----	----	---	----	----	------

CAREER HITTING

YEAR	AVG	GP-GS	AB	R	H	2B	3B	HR	RBI	SLG%	BB	HP	SO	OB%
2024	.000	0-0	0	0	0	0	0	0	0	.000	0	0	0	.000
TOTAL	.000	0-0	0	0	0	0	0	0	0	.000	0	0	0	.000

HITTERS INFORMATION



Roman
DIGIACOMO

C | R/R | 6-3 | 220 | SO.

Fairfield, Conn. / Fairfield Warde

QUICK HITS

- Appeared in five games last season, tallying his first career hit against Baylor (2/25), a grand slam
- No. 1 catcher in the state of Connecticut, leading his high school to the 2021 FCIAC Championship junior year

SINGLE GAME CAREER HIGHS

At Bats	1	vs. Campbell (4/4/2023)
Hits	2	vs. Baylor (2/25/2023)
Runs Scored	2	vs. Baylor (2/25/2023)
Runs Batted In	4	vs. Baylor (2/25/2023)
Doubles	--	--
Triples	--	--
Home Runs	1	vs. Baylor (2/25/2023)
Walks	--	--
Stolen Bases	--	--



Ben
MILLER

1B | R/R | 6-1 | 225 | GR.

Durham, N.C. / Penn

QUICK HITS

- Transfer from Penn
- First Team All-Ivy selection 2022, Honorable Mention All-Ivy 2023
- Played first base at Penn, one of four players to appear in all 50 games
- Second on the team in batting average (.319), hits (65), home runs (7), total bases (102), slugging percentage (.500) and OPS (.913)

SINGLE GAME CAREER HIGHS

At Bats	6	at Yale (4/29/2022)
Hits	5	vs. Bucknell (5/18/2022)
Runs Scored	5	at Yale (4/29/2022)
Runs Batted In	6	vs. Dartmouth (4/3/2022)
Doubles	2	vs. Delaware (5/10/2023)
Triples	1	vs. Harvard (3/26/2023)
Home Runs	2	at Tulane (3/11/2023)
Walks	3	vs. Cornell (4/17/2022)
Stolen Bases	2	at Monmouth (4/19/2023)

Date	Opp.	AB	R	H	RBI	2B	3B	HR	BB	K	SB	CS	Avg.
------	------	----	---	---	-----	----	----	----	----	---	----	----	------

CAREER HITTING

YEAR	AVG	GP-GS	AB	R	H	2B	3B	HR	RBI	SLG%	BB	HP	SO	OB%
2023	.250	4-0	4	2	1	0	0	1	4	1.000	0	1	2	.400
2024	.000	0-0	0	0	0	0	0	0	0	.000	0	0	0	.000
TOTAL	.250	4-0	4	2	1	0	0	1	4	1.000	0	1	2	.400

Date	Opp.	AB	R	H	RBI	2B	3B	HR	BB	K	SB	CS	Avg.
------	------	----	---	---	-----	----	----	----	----	---	----	----	------

CAREER HITTING

YEAR	AVG	GP-GS	AB	R	H	2B	3B	HR	RBI	SLG%	BB	HP	SO	OB%
2020	.200	2-1	5	1	1	1	0	0	0	.400	0	0	2	.200
2021	.268	11-10	41	3	11	3	0	0	3	.341	4	0	6	.333
2022	.330	48-48	188	43	62	18	0	7	42	.537	27	5	30	.420
2023	.319	50-50	204	42	65	14	1	7	46	.500	21	14	25	.413
2024	.000	0-0	0	0	0	0	0	0	0	.000	0	0	0	.000
TOTAL	.317	111-109	438	89	139	36	1	14	91	.500	52	19	63	.407

HITTERS INFORMATION



Noah
MURRAY

INF | R/R | 5-10 | 170 | FR.
Crozet, Va. / The Miller School of Albemarle

QUICK HITS

- No. 10 rated middle infielder in the state of Virginia and 40th overall rated prospect
- Played for Pro5 Baseball Academy
- VISAA All-State Second Team
- Brother, Ethan, Played baseball for Duke from 2019-21 when he was drafted by the Milwaukee Brewers

SINGLE GAME CAREER HIGHS

At Bats	--	--
Hits	--	--
Runs Scored	--	--
Runs Batted In	--	--
Doubles	--	--
Triples	--	--
Home Runs	--	--
Walks	--	--
Stolen Bases	--	--



Tyler
ALBRIGHT

OF | R/L | 6-0 | 200 | SO.
Greensboro, N.C. / Grimsley

QUICK HITS

- Conway All-Regional Team Outfielder (2023)
- Started 45 of the 50 games he appeared in during the 2023 season, finishing the season with a .312 average at the plate
- He slugged .416 and posted an on base percentage of .404, tallying 34 RBI and 10 extra base hits
- Collected an 11-game hitting streak throughout the season
- Produced 15 multi-hit contests and nine multi-RBI contests

SINGLE GAME CAREER HIGHS

At Bats	6	vs. NC State (5/23/2023)
Hits	3	at Virginia (6/10/2023)
Runs Scored	3	at Virginia (4/28/2023)
Runs Batted In	3	vs. NC State (5/23/2023)
Doubles	2	vs. UNCW (6/2/2023)
Triples	--	--
Home Runs	1	vs. Georgia Tech (5/13/2023)
Walks	2	vs. Longwood (5/7/2023)
Stolen Bases	1	at Coastal Carolina (6/4/2023)

Date	Opp.	AB	R	H	RBI	2B	3B	HR	BB	K	SB	CS	Avg.
------	------	----	---	---	-----	----	----	----	----	---	----	----	------

CAREER HITTING

YEAR	AVG	GP-GS	AB	R	H	2B	3B	HR	RBI	SLG%	BB	HP	SO	OB%
2024	.000	0-0	0	0	0	0	0	0	0	.000	0	0	0	.000
TOTAL	.000	0-0	0	0	0	0	0	0	0	.000	0	0	0	.000

Date	Opp.	AB	R	H	RBI	2B	3B	HR	BB	K	SB	CS	Avg.
------	------	----	---	---	-----	----	----	----	----	---	----	----	------

CAREER HITTING

YEAR	AVG	GP-GS	AB	R	H	2B	3B	HR	RBI	SLG%	BB	HP	SO	OB%
2023	.312	50-45	154	23	48	7	0	3	34	.416	17	9	49	.404
2024	.000	0-0	0	0	0	0	0	0	0	.000	0	0	0	.000
TOTAL	.312	50-45	154	23	48	7	0	3	34	.416	17	9	49	.404

HITTERS INFORMATION



**Jimmy
EVANS**

OF | L/L | 5-9 | 180 | GR.

Norwalk, Conn. / Tufts University

QUICK HITS

- Transfer from Tufts University
- All-NESCAC Second Team selection
- ABCA All-Region Third Team outfielder, starting 41 of the 42 games played
- Raked in 45 hits in 139 at bats with a .324 average
- Led the team in hits and doubles with a 1.005 OPS
- Helped Tufts to a 31-11 record, earning the 2023 NESCAC title and advancing to the NCAA Tournament

SINGLE GAME CAREER HIGHS

At Bats	6	at Bates (4/10/2022)
Hits	4	at Coast Guard (3/14/2022)
Runs Scored	3	at Brandeis (4/29/2022)
Runs Batted In	4	vs. Bates (3/31/2023)
Doubles	2	vs. Amherst (5/7/2023)
Triples	1	vs. Bowdoin (5/12/2023)
Home Runs	1	vs. Amherst (5/6/2023)
Walks	2	vs. Middlebury (5/14/2023)
Stolen Bases	3	at Johnson & Wales (3/15/2022)



**Harrison
RODGERS**

INF | L/R | 5-11 | 185 | GR.

San Diego, Calif. / Colorado Mesa

QUICK HITS

- Transfer from Colorado Mesa
- All-RMAC Second Team selection and RMAC All-Tournament Team
- NCBWA National Player for the Week and NCBWA South Central Region Hitter of the Week
- Hit three home runs in the season opener against Azusa Pacific
- Tallied 12 hits in the RMAC Tournament

SINGLE GAME CAREER HIGHS

At Bats	7	at Regis (4/18/2021)
Hits	4	at Colo. Sch. of Mines (3/19/2023)
Runs Scored	5	at NM Highlands (4/22/2022)
Runs Batted In	7	vs. MSU Denver (5/12/2023)
Doubles	2	at Colorado Christian (3/25/2023)
Triples	1	at NM Highlands (4/29/2023)
Home Runs	3	at Azusa Pacific (2/10/2022)
Walks	2	Regis (4/1/2023)
Stolen Bases	3	vs. MSU Billings (3/2/2023)

Date	Opp.	AB	R	H	RBI	2B	3B	HR	BB	K	SB	CS	Avg.
------	------	----	---	---	-----	----	----	----	----	---	----	----	------

CAREER HITTING

YEAR	AVG	GP-GS	AB	R	H	2B	3B	HR	RBI	SLG%	BB	HP	SO	OB%
2021	.304	16-16	56	13	17	5	1	2	15	.536	8	2	9	.403
2022	.329	35-34	143	39	47	11	0	6	29	.531	17	6	14	.412
2023	.324	42-41	139	28	45	17	2	4	42	.561	23	8	19	.444
2024	.000	0-0	0	0	0	0	0	0	0	.000	0	0	0	.000
TOTAL	.322	93-91	338	80	109	33	3	12	86	.544	48	16	42	.424

Date	Opp.	AB	R	H	RBI	2B	3B	HR	BB	K	SB	CS	Avg.
------	------	----	---	---	-----	----	----	----	----	---	----	----	------

CAREER HITTING

YEAR	AVG	GP-GS	AB	R	H	2B	3B	HR	RBI	SLG%	BB	HP	SO	OB%
2020	.143	7-1	7	2	1	0	0	0	0	.143	0	0	2	.143
2021	.370	40-27	108	39	40	11	3	9	37	.778	15	3	21	.450
2022	.338	57-55	213	67	72	14	4	12	49	.610	40	6	35	.452
2023	.361	57-57	233	65	84	17	4	15	65	.661	24	4	40	.426
2024	.000	0-0	0	0	0	0	0	0	0	.000	0	0	0	.000
TOTAL	.351	161-140	561	173	197	42	11	36	151	.658	79	13	98	.438

HITTERS INFORMATION



Ben
WEAVER

OF | L/L | 5-11 | 185 | GR.
Doylestown, Pa. / Wheaton College

QUICK HITS

- Transfer from Wheaton College
- Appeared in 124 games starting 123
- Recorded 193 hits throughout his career, posting an average of .391 at the plate
- Tallied 106 RBI with a career slugging percentage of .588
- *D3Baseball.com* All-Region first team selection, ABCA All-Region third team selection

SINGLE GAME CAREER HIGHS

At Bats	6	at North Central (4/3/2023)
Hits	4	vs. Chicago (4/29/2023)
Runs Scored	3	vs. Chicago (4/29/2023)
Runs Batted In	5	vs. Dakota Wesleyan (3/11/2022)
Doubles	2	vs. Gettysburg (3/7/2023)
Triples	2	vs. Gallaudet University (3/11/2023)
Home Runs	1	vs. Chicago (4/29/2023)
Walks	2	vs. Chicago (4/29/2023)
Stolen Bases	2	vs. Northland College (3/11/2022)

Date	Opp.	AB	R	H	RBI	2B	3B	HR	BB	K	SB	CS	Avg.
------	------	----	---	---	-----	----	----	----	----	---	----	----	------

CAREER HITTING

YEAR	AVG	GP-GS	AB	R	H	2B	3B	HR	RBI	SLG%	BB	HP	SO	OB%
2020	.308	7-7	26	5	8	2	0	0	6	.385	1	1	5	.357
2021	.367	43-43	166	35	61	11	6	1	30	.524	19	6	26	.443
2022	.388	36-35	147	37	57	16	7	5	38	.694	17	1	17	.449
2023	.435	38-38	154	40	67	12	3	2	32	.591	16	3	10	.491
2024	.000	0-0	0	0	0	0	0	0	0	.000	0	0	0	.000
TOTAL	.391	124-123	493	117	193	41	16	8	106	.588	53	11	58	.456

HOME RUN CHART

No.	Player	Game	Date	Opponent	Pitcher	On Base	Inning	Outs	Count	Score	Final
-----	--------	------	------	----------	---------	---------	--------	------	-------	-------	-------

* - indicates leadoff home run | ^ - indicates back-to-back home run | ! - indicates walk-off home run | + - indicates pinch-hit home run

2024 DUKE ROSTER

NUMERICAL

NO.	NAME	POS.	B/T	HT./WT.	YR.	HOMETOWN/PREVIOUS SCHOOL
1	Jimmy Romano	RHP/INF	R/R	6-1 / 200	Jr.	Roseland, N.J. (Saint Joseph Regional)
2	Andrew Healy	LHP	L/L	6-6 / 200	So.	Glen Mills, Pa. (William Penn Charter)
3	Andrew Yu	C	R/R	6-0 / 220	Jr.	Nashville, Tenn. (Ensworth)
4	Gabriel Nard	RHP/INF	R/R	5-11 / 190	So.	Shaker Heights, Ohio (St. Ignatius)
5	Alex Stone	C	R/R	6-5 / 235	Sr.	Andover, N.J. (Newton)
6	Macon Winslow	C	R/R	6-0 / 200	Fr.	Hertford, N.C. (Pro5 Baseball Academy)
7	Wallace Clark	INF	S/R	6-0 / 180	Jr.	Tulsa, Okla. (Oklahoma)
8	Josh Allen	LHP/OF	L/L	6-1 / 200	Sr.	Oviedo, Fla. (Oviedo)
9	Owen Proksch	LHP	L/L	6-3 / 225	So.	Southlake, Texas (Carroll Senior)
10	Aidan Weaver	RHP	R/R	6-5 / 230	So.	Jamison, Pa. (Central Bucks-East)
11	Edward Hart	LHP	L/L	6-5 / 235	So.	San Antonio, Texas (Alamo Heights)
12	Jonathan Santucci	OF/LHP	L/L	6-2 / 205	Jr.	Leominster, Mass. (Phillips Academy)
13	Devin Obee	OF	R/R	6-2 / 215	Jr.	Nashville, Tenn. (Ensworth)
15	Kyle Johnson	OF/LHP	R/L	6-1 / 205	Fr.	Leesburg, Va. (Riverside)
16	Jackson Emus	RHP/IB	S/R	6-5 / 240	Gr.	Clinton, Mass. (Princeton)
17	James Tallon	LHP	L/L	6-5 / 195	So.	Arlington, Va. (Yorktown)
18	Sam Harris	1B/OF	L/L	6-5 / 220	Fr.	Urbandale, Iowa (Urbandale)
19	Tim Noone	LHP	R/L	6-0 / 190	Gr.	Needham, Mass (Babson College)
20	Nick Conte	RHP	R/R	5-10 / 200	Sr.	North Providence, R.I. (North Providence)
21	Mike Miller	RHP/IB	L/R	6-4 / 220	Fr.	Mendota, Minn. (St. Thomas Academy)
22	Zac Morris	INF	R/R	5-11 / 185	R-Sr.	Suffolk, Va. (VMI)
23	Logan Bravo	INF	R/R	6-5 / 215	Gr.	Andover, Mass (Harvard)
24	Chad Knight	C	R/R	6-0 / 210	Gr.	Westport, Conn. (Staples)
25	Chase Krewson	OF/LHP	L/L	6-2 / 205	Fr.	Bridgeville, Pa. (South Fayette TWP)
27	Ryan Higgins	RHP	R/R	6-2 / 210	Jr.	New Canaan, Pa. (St. Luke's)
29	AJ Gracia	OF/LHP	L/L	6-3 / 195	Fr.	Monroe, N.J. (Ranney)
30	Cam Poe	LHP/OF	L/L	6-3 / 215	Fr.	Chesterfield, Mo. (Christian Brothers College)
31	Fran Oschell III	RHP	R/R	6-7 / 230	Jr.	Phoenixville, Pa. (Malvern Prep)
32	Sam Yelton	OF	L/L	5-11 / 200	Jr.	Harrisburg, N.C. (Central Cabarrus)
33	Roman DiGiacomo	C	R/R	6-3 / 220	So.	Fairfield, Conn. (Fairfield Warde)
34	Ben Miller	1B	R/R	6-1 / 225	Gr.	Durham, N.C. (Penn)
35	David Boisvert	RHP	R/R	6-5 / 215	Jr.	Charlotte, N.C. (Cannon School)
36	Noah Murray	INF	R/R	5-10 / 170	Fr.	Crozet, Va. (The Miller School of Albemarle)
40	Tyler Albright	OF	R/L	6-0 / 200	So.	Greensboro, N.C. (Grimsley)
45	Jimmy Evans	OF	L/L	5-9 / 180	Gr.	Norwalk, Conn. (Tufts University)
47	Charlie Beilenson	RHP	R/R	6-0 / 215	Gr.	Los Angeles, Calif. (Brown University)
49	James Raidt	RHP/OF	R/R	6-3 / 180	Fr.	Stamford, Conn. (King & Low-Heywood Thomas)
50	Harrison Rodgers	INF	L/R	5-11 / 185	Gr.	San Diego, Calif. (Colorado Mesa)
51	Ben Weaver	OF	L/L	5-11 / 185	Gr.	Doylestown, Pa. (Wheaton College)

COACHING AND SUPPORT STAFF

NO.	NAME	POS.	AT DUKE	ALMA MATER (YEAR)
14	Chris Pollard	Head Coach	12th Season	Davidson (1996)
41	Ty Blankmeyer	Assistant Coach / Recruiting	2nd Season	St. John's (2016)
39	Brady Kirkpatrick	Pitching Coach	2nd Season	Maryland (2014)
28	Eric Tyler	Hitting Coach	2nd Season	East Carolina (2017)
	Brian Sakowski	Director of Recruiting, Analytics, Player Development	1st Season	Central Michigan (2014)
	Danny Jung	Director of Baseball Operations	3rd Season	Notre Dame (2020)
	Aldo Plata	Associate Athletic Trainer	12th Season	UNCW (2003)
	Dan Perlmutter	Director of Sports Performance	17th Season	Springfield College (2003)

ALPHABETICAL

NO.	NAME	PRONUNCIATION
40	Tyler Albright	
8	Josh Allen	
47	Charlie Beilenson	Bee-lin-son
35	David Boisvert	Boy-vay
23	Logan Bravo	
7	Wallace Clark	
20	Nick Conte	
33	Roman DiGiacomo	D-jock-ah-mo
16	Jackson Emus	EE-mus
45	Jimmy Evans	
29	AJ Gracia	Grass-EE-ah
18	Sam Harris	
11	Edward Hart	
2	Andrew Healy	
27	Ryan Higgins	
15	Kyle Johnson	
24	Chad Knight	
25	Chase Krewson	Crew-son
34	Ben Miller	
21	Mike Miller	
22	Zac Morris	
36	Noah Murray	
4	Gabriel Nard	
19	Tim Noone	Noon
13	Devin Obee	O-bee
31	Fran Oschell III	OH-shell
30	Camron Poe	Po
9	Owen Proksch	Prok-shh
49	James Raidt	Rate
50	Harrison Rodgers	
1	Jimmy Romano	
12	Jonathan Santucci	
5	Alex Stone	
17	James Tallon	
10	Aidan Weaver	
6	Macon Winslow	
32	Sam Yelton	
3	Andrew Yu	You

BY STATE

NO.	STATE
5	Connecticut
5	North Carolina
5	Pennsylvania
4	Massachusetts
4	Virginia
3	New Jersey
2	California
2	Tennessee
2	Texas
1	Florida
1	Iowa
1	Minnesota
1	Missouri
1	Ohio
1	Oklahoma
1	Rhode Island



DAILY BATTING LOGS

[illegible]

Key: 1-Single, 2-Double, 3-Triple, 4-Home Run, o-Out, k-Strikeout, w-Walk, h-HBP, e-Reached on error, b-SacBunt, c-Reached on fielder's choice, f-SacFly, d-double play; **Note:** Read left-to-right for first-to-last AB. Shaded tiles represent games recording at least one hit.

LAST HR BY DUKE		LAST HR BY OPPONENT	
MJ Metz vs. Campbell (April 4, 2023)	Pinch Hit	-	
Luke Storm vs. Longwood (May 7, 2023)	Grand Slam	Drew Compton at Georgia Tech (April 22, 2022)	
Luke Storm vs. Longwood (May 7, 2023)	2-HR Game	Ryan McCoy vs. Louisville (April 21, 2023)	
MJ Metz vs. UNCW (June 2, 2023)	3-HR Game	Kris Kremer at Penn State, IMG Academy (March 2, 2019)	
Luke Storm and Devin Obee vs. Towson (March 21, 2023)	B2B HR	Tanner Schobel and Jack Hurley at Virginia Tech (May 21, 2022 - 1st)	
Alex Mooney, Chad Knight and Alex Stone at Presbyterian (March 15, 2023 - 2nd)	3 HR, 1 Inning	Nick Biddison, Tanner Schobel and Jack Hurley at Virginia Tech (May 21, 2022 - 1st)	
Alex Mooney at Georgia Tech (April 22, 2022)	Leadoff Game	Nick Biddison at Virginia Tech (May 21, 2022)	
Chris Crabtree at NC Central (April 9, 2019)	Inside-the-Park	-	
Alex Mooney vs. Louisville (April 21, 2021)	Walk-off HR	Ryan Cole at Notre Dame (March 19, 2021)	

LAST TIME BY DUKE		LAST TIME BY OPPONENT	
April 11, 2023 - Davidson; W, 19-0	Pitched a SHO	May 1, 2022 (GM2) - High Point; L, 0-11	
February 21, 2020 - Cornell; W, 8-0	Pitched a No-Hitter	June 8, 2019 - Vanderbilt; L, 0-3	
March 7, 2023 - Appalachian State; W, 5-0	Pitched a One-Hitter	April 14, 2017 - Boston College; L, 1-3	
April 11, 2023 - Davidson (17)	Tossed 16+ Strikeouts	April 1, 2022 - Miami; L 1-4	
April 6, 2021 - NC Central (18)	Tossed 18+ Strikeouts	April 23, 2021 - Virginia; L 3-9	
June 5, 2023 - Coastal Carolina (12)	Scored 10+ Runs	March 31, 2023 - Pittsburgh; L 1-13	
April 11, 2023 - Davidson (19)	Scored 15+ Runs	May 19, 2022 - Virginia Tech; L 11-15	
March 4, 2023 - Princeton (21)	Scored 20+ Runs	April 12, 2021 - North Carolina; L 8-21	
March 16, 1999 - Coppin State (26)	Scored 25+ Runs	April 16, 1995 - North Carolina; L 4-25	
June 2, 2023 - UNCW (6 - 7th inning)	Scored 6+ Runs in Inning	May 19, 2022 - Virginia Tech (6 - 5th inning)	
April 11, 2023 - Davidson (7 - 1st inning)	Scored 7+ Runs in Inning	April 15, 2023 - Boston College (7 - 6th inning)	
February 28, 2023 - East Carolina (8 - 5th inning)	Scored 8+ Runs in Inning	March 22, 2022 - William & Mary (8 - 2nd inning)	
May 7, 2023 - Longwood (9 - 8th inning)	Scored 9+ Runs in Inning	April 12, 2021 - North Carolina (9 - 5th inning)	
May 18, 2021 - Davidson (13 - 5th inning)	Scored 10+ Runs in Inning	May 18, 2018 - Georgia Tech (12 - 5th inning)	
February 24, 2023 - Baylor (6 - 6th inning)	Recorded 6+ Hits in Inning	April 22, 2022 - Georgia Tech (6 - 7th inning)	
April 14, 2022 - Wake Forest (7 - 8th inning)	Recorded 7+ Hits in Inning	June 4, 2021 - Liberty (7 - 4th inning)	
May 18, 2021 - Davidson (8 - 5th inning)	Recorded 8+ Hits in Inning	May 18, 2018 - Georgia Tech (9 - 5th inning)	
April 13, 2021 - Campbell (9 - 4th inning)	Recorded 9+ Hits in Inning	May 18, 2018 - Georgia Tech (9 - 5th inning)	
April 22-24, 2022 - Georgia Tech (43)	Recorded 40+ Hits in 3G Series	May 17-19, 2018 - Georgia Tech (40)	
February 24-26, 2023 - Baylor (47)	Recorded 45+ Hits in 3G Series	-	
April 21, 2023 - Louisville (4)	Hit 4+ HR in Game	May 21, 2022 - Virginia Tech (5)	
April 18, 2023 - William & Mary (5)	Hit 5+ HR in Game	May 21, 2022 - Virginia Tech (5)	
June 5, 2021 - Wright State (6)	Hit 6+ HR in Game	May 19, 2022 - Virginia Tech (6)	
March 18-19, 2023 - Clemson (10)	Hit 8+ HR in 3G Series	May 19-21, 2022 - Virginia Tech (13)	
March 18-19, 2023 - Clemson (10)	Hit 10+ HR in 3G Series	May 19-21, 2022 - Virginia Tech (13)	
March 4-6, 2022 - Bucknell (11)	Hit 11+ HR in 3G Series	May 19-21, 2022 - Virginia Tech (13)	
June 2, 2023 - UNCW (6)	Stole 6 Bases in Game	-	
March 1, 2022 - East Carolina	Made 4+ Errors in Game	March 11, 2023 - Wake Forest (5)	
April 3, 2021 - Miami	Made 5+ Errors in Game	March 4, 2023 - Princeton (7)	
February 28, 2023 - East Carolina	Turned 3+ Double Plays	March 8, 2022 - UMass Lowell	
April 14, 2018 - Florida State	Turned 4+ Double Plays	June 6, 2021 - Liberty	

RECORD BY POSITION										RECORD BY BATTING ORDER									
C	1B	2B	3B	SS	LF	RF	CF	DH		1st	2nd	3rd	4th	5th	6th	7th	8th	9th	
									ALBRIGHT										
									BRAVO										
									CLARK										
									DIGIACOMO										
									EVANS										
									GRACIA										
									HARRIS										
									JOHNSON										
									KNIGHT										
									KREWSON										
									B. MILLER										
									MORRIS										
									MURRAY										
									OBEE										
									POE										
									RAIDT										
									RODGERS										
									STONE										
									B. WEAVER										
									WINSLOW										
									YELTON										
									YU										



GAME-BY-GAME STARTERS BY POSITION

Opponent	C	1B	2B	3B	SS	LF	CF	RF	DH	P
Feb. 16 - Indiana										
Feb. 17 - George Mason										
Feb. 18 - Coastal Carolina										
Feb. 21 - Liberty										
Feb. 23 - Northwestern										
Feb. 24 - Northwestern										
Feb. 25 - Northwestern										
Feb. 27 - Davidson										
Mar. 1 - Akron										
Mar. 2 - Akron										
Mar. 3 - Akron										
Mar. 5 - Appalachian State										
Mar. 6 - Georgetown										
Mar. 8 - Wake Forest										
Mar. 9 - Wake Forest										
Mar. 10 - Wake Forest										
Mar. 12 - Rider										
Mar. 13 - Rider										
Mar. 15 - Clemson										
Mar. 16 - Clemson										
Mar. 17 - Clemson										
Mar. 19 - Towson										
Mar. 22 - NC State										
Mar. 23 - NC State										
Mar. 24 - NC State										
Mar. 26 - Campbell										
Mar. 29 - Virginia										
Mar. 30 - Virginia										
Mar. 31 - Virginia										
Apr. 2 - Liberty										
Apr. 5 - Miami										
Apr. 6 - Miami										
Apr. 7 - Miami										
Apr. 9 - William & Mary										
Apr. 12 - Pitt										
Apr. 13 - Pitt										
Apr. 14 - Pitt										
Apr. 16 - Gardner-Webb										
Apr. 19 - Virginia Tech										
Apr. 20 - Virginia Tech										
Apr. 21 - Virginia Tech										
Apr. 23 - Campbell										
Apr. 26 - Florida State										
Apr. 27 - Florida State										
Apr. 28 - Florida State										
May 5 - Longwood										
May 5 - Longwood										
May 7 - East Carolina										
May 10 - Georgia Tech										
May 11 - Georgia Tech										
May 12 - Georgia Tech										
May 14 - College of Charleston										
May 16 - North Carolina										
May 17 - North Carolina										
May 18 - North Carolina										

GAME-BY-GAME STARTERS BY BATTING ORDER

Opponent	1	2	3	4	5	6	7	8	9
Feb. 16 - Indiana									
Feb. 17 - George Mason									
Feb. 18 - Coastal Carolina									
Feb. 21 - Liberty									
Feb. 23 - Northwestern									
Feb. 24 - Northwestern									
Feb. 25 - Northwestern									
Feb. 27 - Davidson									
Mar. 1 - Akron									
Mar. 2 - Akron									
Mar. 3 - Akron									
Mar. 5 - Appalachian State									
Mar. 6 - Georgetown									
Mar. 8 - Wake Forest									
Mar. 9 - Wake Forest									
Mar. 10 - Wake Forest									
Mar. 12 - Rider									
Mar. 13 - Rider									
Mar. 15 - Clemson									
Mar. 16 - Clemson									
Mar. 17 - Clemson									
Mar. 19 - Towson									
Mar. 22 - NC State									
Mar. 23 - NC State									
Mar. 24 - NC State									
Mar. 26 - Campbell									
Mar. 29 - Virginia									
Mar. 30 - Virginia									
Mar. 31 - Virginia									
Apr. 2 - Liberty									
Apr. 5 - Miami									
Apr. 6 - Miami									
Apr. 7 - Miami									
Apr. 9 - William & Mary									
Apr. 12 - Pittsburgh									
Apr. 13 - Pittsburgh									
Apr. 14 - Pittsburgh									
Apr. 16 - Gardner-Webb									
Apr. 19 - Virginia Tech									
Apr. 20 - Virginia Tech									
Apr. 21 - Virginia Tech									
Apr. 23 - Campbell									
Apr. 26 - Florida State									
Apr. 27 - Florida State									
Apr. 28 - Florida State									
May 5 - Longwood									
May 5 - Longwood									
May 7 - East Carolina									
May 10 - Georgia Tech									
May 11 - Georgia Tech									
May 12 - Georgia Tech									
May 14 - College of Charleston									
May 16 - North Carolina									
May 17 - North Carolina									
May 18 - North Carolina									



2024 DAY-BY-DAY RESULTS

DATE	OPP	W/L	SCORE	WP	LP	SV	REC.
2/16	vs. IU						
2/17	vs. GMU						
2/18	vs. CCU						
2/21	LU						
2/23	NU						
2/24	NU						
2/25	NU						
2/27	DAV						
3/1	AKR						
3/2	AKR						
3/3	AKR						
3/5	APP						
3/6	GU						
3/8	@WF						
3/9	@WF						
3/10	@WF						
3/12	RID						
3/13	RID						
3/15	CLEM						
3/16	CLEM						
3/17	CLEM						
3/19	TOW						
3/22	@NCSU						
3/23	@NCSU						
3/24	@NCSU						
3/26	CAM						
3/29	UVA						
3/30	UVA						
3/31	UVA						
4/2	@LU						
4/5	UM						
4/6	UM						
4/7	UM						
4/9	W&M						
4/12	@PITT						
4/13	@PITT						
4/14	@PITT						
4/16	GWU						
4/19	@VT						
4/20	@VT						
4/21	@VT						
4/23	@CAM						
4/26	FSU						
4/27	FSU						
4/28	FSU						
5/5	LONG						
5/5	LONG						
5/7	@ECU						
5/10	@GT						
5/11	@GT						
5/12	@GT						
5/14	CofC						
5/16	UNC						
5/17	UNC						
5/18	UNC						

STATS BY MONTH

FEBRUARY TOTALS: 0-0	TEAM ERA: 0.00	TEAM BATTING: .000
MARCH TOTALS: 0-0	TEAM ERA: 0.00	TEAM BATTING: .000
APRIL TOTALS: 0-0	TEAM ERA: 0.00	TEAM BATTING: .000
MAY TOTALS: 0-0	TEAM ERA: 0.00	TEAM BATTING: .000
JUNE TOTALS: 0-0	TEAM ERA: 0.00	TEAM BATTING: .000
FIRST HALF TOTALS: 0-0	TEAM ERA: 0.00	TEAM BATTING: .000
SECOND HALF TOTALS: 0-0	TEAM ERA: 0.00	TEAM BATTING: .000
OVERALL TOTALS: 0-0	TEAM ERA: 0.00	TEAM BATTING: .000

RECORD BY MONTH

Month	Home	Road	Total
February	0-0	0-0	0-0
March	0-0	0-0	0-0
April	0-0	0-0	0-0
May	0-0	0-0	0-0
June	0-0	0-0	0-0
Totals	0-0	0-0	0-0

RECORD BY DAY

Month	Home	Road	Total
Sunday	0-0	0-0	0-0
Monday	0-0	0-0	0-0
Tuesday	0-0	0-0	0-0
Wednesday	0-0	0-0	0-0
Thursday	0-0	0-0	0-0
Friday	0-0	0-0	0-0
Saturday	0-0	0-0	0-0
Totals	0-0	0-0	0-0


MARGIN OF VICTORY

	1	2	3	4	5	6	7	8	9	10	11	12+	Total
Duke	0	0	0	0	0	0	0	0	0	0	0	0	0
Opponents	0	0	0	0	0	0	0	0	0	0	0	0	0

SCORING BY INNING

	1	2	3	4	5	6	7	8	9	10	11	12+	Total
Duke	0	0	0	0	0	0	0	0	0	0	0	0	0
Opponents	0	0	0	0	0	0	0	0	0	0	0	0	0

RADIO / TV ROSTER



1
JIMMY ROMANO
Jr. • RHP/INF • R/R



2
ANDREW HEALY
So. • LHP • L/L



3
ANDREW YU
Jr. • C • R/R



4
GABRIEL NARD
So. • RHP • R/R



5
ALEX STONE
Sr. • C • R/R




6
MACON WINSLOW
Fr. • C • R/R




7
WALLACE CLARK
Jr. • INF • S/R




8
JOSH ALLEN
Sr. • LHP/OF • L/L




9
OWEN PROKSCH
So. • LHP • L/L



10
AIDAN WEAVER
So. • RHP • R/R




11
EDWARD HART
So. • LHP • L/L




12
JONATHAN SANTUCCI
Jr. • OF/LHP • L/L




13
DEVIN OBREE
Jr. • OF • R/R



15
KYLE JOHNSON
Fr. • OF/LHP • R/L



16
JACKSON EMUS
Gr. • RHP • S/R



17
JAMES TALLON
So. • LHP • L/L



18
SAM HARRIS
Fr. • 1B/OF • L/L




19
TIM NOONE
Gr. • LHP • R/L



20
NICK CONTE
Sr. • RHP • R/R



21
MIKE MILLER
Fr. • RHP/1B • L/R




22
ZAC MORRIS
R-Sr. • INF • R/R




23
LOGAN BRAVO
Gr. • INF • R/R



24
CHAD KNIGHT
Gr. • C • R/R



25
CHASE KREWSON
Fr. • OF/LHP • L/L



27
RYAN HIGGINS
Jr. • RHP • R/R




29
AJ GRACIA
Fr. • OF/LHP • L/L



30
CAMRON POE
Fr. • LHP/OF • L/L




31
FRAN OSCHELL III
Jr. • RHP • R/R




32
SAM YELTON
Jr. • OF • L/L



33
ROMAN DIGIACOMO
So. • C • R/R



34
BEN MILLER
Gr. • 1B • R/R




35
DAVID BOISVERT
Jr. • RHP • R/R



36
NOAH MURRAY
Fr. • INF • R/R




40
TYLER ALBRIGHT
So. • OF • L/L



45
JIMMY EVANS
Gr. • OF • L/L




47
CHARLIE BEILENSEN
Gr. • RHP • R/R



49
JAMES RAIDT
Fr. • RHP/OF • R/R



50
HARRISON RODGERS
Gr. • INF • L/R



51
BEN WEAVER
Gr. • OF • L/L

