

## 2022-23 SCHEDULE

DATE	OPPONENT	TIME (ET)	TV/RESULT
O. 29	Marian (Exh.)	3 PM	W, 78-42
N. 3	Saint Francis (Exh.)	7 PM	W, 104-59
N. 7	Morehead State	7 PM	W, 88-53
N. 10	Bethune-Cookman	8:30 PM	W, 101-49
N. 18	at RV/RV Xavier ^	6 PM	W, 81-79
N. 20	Miami (Ohio) &	5:30 PM	W, 86-56
N. 23	Little Rock &	6:30 PM	W, 87-68
N. 25	Jackson State &	12:30 PM	W, 90-51
N. 30	No. 18/15 North Carolina	@9:15 PM	W, 77-65
D. 3	at Rutgers +	4 PM	L, 48-63
D. 7	Nebraska +	8:30 PM	W, 81-65
D. 10	No. 10/9 Arizona %	7:30 PM	L, 75-89
D. 17	at No. 8/6 Kansas	Noon	L, 62-84
D. 20	Elon	7 PM	W, 96-72
D. 23	Kennesaw State	7 PM	W, 69-55
J. 5	at Iowa +	9 PM	L, 89-91
J. 8	Northwestern +	Noon	L, 83-84
J. 11	at Penn State +	7 PM	L, 66-85
J. 14	No. 18/18 Wisconsin +	1 PM	W, 63-45
J. 19	at RV/23 Illinois +	8:30 PM	W, 80-65
J. 22	RV/RV Michigan State +	Noon	W, 82-69
J. 25	at Minnesota +	9 PM	W, 61-57
J. 28	Ohio State +	8 PM	W, 86-70
J. 31	at Maryland +	9 PM	L, 55-66
F. 4	No. 1/1 Purdue +	4 PM	W, 79-74
F. 7	No. 24/RV Rutgers +	6:30 PM	BTN
F. 11	at Michigan +	6 PM	ESPN
F. 15	at Northwestern +	9 PM	BTN
F. 18	Illinois +	Noon	ESPN/2
F. 21	at Michigan State +	9 PM	ESPN/2
F. 25	at Purdue +	7:30 PM	FOX
F. 28	Iowa +	7 PM	ESPN/2
M. 5	Michigan +	4:30 PM	CBS
M. 8-12	Big Ten Tournament !	TBA	TBA

Home games in **bold**

^ - Gavitt Game

& - Hoosier Classic (Game vs. Miami (Ohio) played at Gainbridge Fieldhouse)

@ - ACC/Big Ten Challenge

% - Las Vegas Clash (MGM Grand Garden Arena)

+ - Big Ten Conference Game

! - Big Ten Tournament (United Center)



## NO. 18/18 INDIANA (16-7, 7-5) VS NO. 24/RV RUTGERS (16-7, 8-4)

Feb. 7, 2023 • 6:30 p.m. ET

Simon Skjodt Assembly Hall (17,222) • Bloomington, Ind.

TV: BTN (Dave Revsine, Stephen Bardo, Andy Katz)

Radio: IU Radio Network (Don Fischer, Errek Suhr, John Herrick)

Series History: Indiana trails, 7-8

Last Meeting: RUT 63, IU 48 on Dec. 3, 2022 in Piscataway

### PROBABLE STARTERS (BASED ON LAST GAME)

#	Name	Ht.	Wt.	Yr.	PPG	RPG	APG	Note
G 1	J. Hood-Schifino	6-6	213	Fr.	12.5	4.0	4.3	Averaging 13.4 points vs. ranked teams
F 12	Miller Kopp	6-7	215	Sr.+	7.9	2.3	1.0	Made 201 career 3-point FGs
F 23	T. Jackson-Davis	6-9	245	Sr.	19.8	11.0	3.4	Averaging 25.3 and 13.7 in last 6 games
F 25	Race Thompson	6-8	235	RSr.+	7.6	5.4	1.2	Returned to lineup vs. MSU (1/22)
G 32	Trey Galloway	6-4	203	Jr.	7.5	2.9	1.8	Hit 50.0% (20-of-40) of 3-point FGs

### OFF THE BENCH

#	Name	Ht.	Wt.	Yr.	PPG	RPG	APG	Note
G 0	Xavier Johnson	6-3	200	Sr.+	9.9	3.3	4.9	Out indefinitely (foot)
G 3	Anthony Leal	6-5	200	Jr.	0.0	0.2	0.1	2020 Mr. Basketball in Indiana
G 4	Michael Shipp	6-3	195	Sr.	0.0	0.0	0.0	Played in five career games
F 5	Malik Reneau	6-9	233	Fr.	7.3	3.8	1.0	Averaging 9.8 points in last 4 games
F 10	Kaleb Banks	6-7	215	Fr.	2.8	1.2	0.5	Georgia Class 4A Player of the Year
G 11	CJ Gunn	6-6	194	Fr.	2.0	0.6	0.4	2022 Indiana All-Star
G 13	Shaan Burke	6-3	195	So.	0.0	0.0	0.0	First career appearance vs. MSU (1/22)
F 14	Nathan Childress	6-6	212	Sr.	0.0	0.0	0.3	Played in 15 career games
F 22	Jordan Geronimo	6-6	225	Jr.	5.6	3.2	0.4	Made five starts this season
F 31	Hogan Orbaugh	6-8	235	Jr.	0.0	0.0	0.0	Walk-on transfer from Louisville
G 51	Logan Duncomb	6-10	241	So.	2.9	1.7	0.2	Made 18 career appearances
G 53	Tamar Bates	6-5	198	So.	7.7	2.0	1.3	31 made 3-point FGs this season

### HEAD COACH MIKE WOODSON

**Career Record:** 37-21 (.638), Second Year  
**at Indiana:** Same

### HEAD COACH STEVE PIKIELL

**Career Record:** 311-272 (.533), 19th Year  
**at Rutgers:** 114-98 (.538), Seventh Year

### BY THE NUMBERS

RUTGERS	INDIANA
14.....	KenPom Ranking.....20
121.....	KenPom Offensive Ranking.....18
2.....	KenPom Defensive Ranking.....41
19.....	NET Ranking.....21
71.0.....	Points Per Game.....77.6
58.4.....	Points Per Game Allowed.....67.6
38.4.....	Rebounds Per Game.....37.0
+4.4.....	Rebounding Margin.....+4.4
15.8.....	Assists Per Game.....16.0
43.8%.....	Field Goal Percentage.....49.9%
37.5%.....	Field Goal Percentage Defense.....41.0%

### QUICK HITTERS

• The Indiana men's basketball program will wear their "Honoring Black Excellence" symbolic uniforms. The floral design will prominently feature the Indiana state flower, the peony, as a symbolic representation of giving someone their flower, an expression that represents showing someone how much they are appreciated and cherished.

• Indiana earned the program's eighth triumph over a No. 1-ranked team in the country in a 79-74 result over archrival Purdue on Feb. 4. (more on Pg. 3)

• Senior forward **Trayce Jackson-Davis** became the first player in nearly 30 seasons to post at least 25 points and five blocked shots in a win over the top-ranked team in the country on Feb. 4. (more on Pg. 4)

• Fifth-year senior guard **Xavier Johnson** (foot) remains out indefinitely.

# BIG



2022-23 ROSTER

#	Name	Ht.	Wt.	Pos.	Yr.	Hometown/High School/Previous
0	Xavier Johnson	6-3	200	G	Sr.+	Woodbridge, Va./Bishop O'Connell/Pitt
1	Jalen Hood-Schifino	6-6	213	G	Fr.	Pittsburgh, Pa./Montverde Academy
3	Anthony Leal	6-5	200	G	Jr.	Bloomington, Ind./South
4	Michael Shipp	6-3	195	G	Sr.	Cincinnati, Ohio/Archbishop Moeller
5	Malik Reneau	6-9	233	F	Fr.	Miami, Fla./Montverde Academy
10	Kaleb Banks	6-7	215	F	Fr.	Hampton, Ga./Fayette County
11	CJ Gunn	6-6	194	G	Fr.	Indianapolis, Ind./Lawrence North
12	Miller Kopp	6-7	215	F	Sr.+	Houston, Texas/Houston Christian/Northwestern
13	Shaan Burke	6-5	195	G	So.	San Diego, Calif./Vista
14	Nathan Childress	6-6	212	F	Sr.	Zionsville, Ind./Zionsville
22	Jordan Geronimo	6-6	225	F	Jr.	Newark, N.J./St. Paul's N.H.
23	Trayce Jackson-Davis	6-9	245	F	Sr.	Greenwood, Ind./Center Grove
25	Race Thompson	6-8	235	F	RSr.+	Plymouth, Minn./Armstrong
31	Hogan Orbaugh	6-8	235	C	Jr.	Zionsville, Ind./Zionsville/Louisville
32	Trey Galloway	6-4	203	G	Jr.	Culver, Ind./Culver Academies
51	Logan Duncomb	6-10	241	C	So.	Cincinnati, Ohio/Archbishop Moeller
53	Tamar Bates	6-5	198	G	So.	Kansas City, Kan./IMG Academy

IU Athletics advanced players eligibility forward as normal in 2020-21. Any extra seasons of eligibility awarded due to COVID-19 will be recognized following a player's regular senior season. A "+" will be added to indicate the extra season.

STAFF

**Head Coach:** Mike Woodson (Second season - Indiana, '80)  
**Associate Head Coach:** Kenya Hunter (Third season - Duquesne, '96)  
**Associate Head Coach:** Yasir Rosemond (Second season - Oregon, '03)  
**Assitant Coach:** Brian Walsh (Sixth season - Akron, '13)  
**Director of Basketball Admin:** Armond Hill (Second season - Princeton, '05)  
**Director of Athletic Performance:** Clif Marshall (Sixth season - Louisville, '05)  
**Athletic Trainer:** Tim Garl (42nd season - Alabama, '78)  
**Team & Recruiting Coordinator:** Jordan Hulls (First season - Indiana, '13)  
**Director of Basketball Operations:** Steven Surface (Sixth season - Indiana, '17)  
**Video Coordinator/Team & Recruiting Analyst:** Mike Stump (Second season - Kentucky, '17)  
**Operations Analyst:** Nick Virden (First season - Indiana, '22)  
**Graduate Manager:** Isaac Green (Second season - Indiana, '21)  
**Graduate Manager:** Jacob Herra (Second season - Wichita State, '21)  
**Graduate Manager:** Nick Russell (Second season - SMU, '14)  
**Graduate Manager:** Adam Howard (First season - Indiana, '22)

PRONUNCIATION GUIDE

0	Xavier Johnson	X-zav-ier
1	Jalen Hood-Schifino	shuh-FEE-no
5	Malik Reneau	REH-new
13	Shaan Burke	Shawn

QUICK FACTS

UNIVERSITY INFORMATION

School	Indiana University
Location	Bloomington, Ind.
Population	87,603
Founded	1820
Enrollment	48,514
Nickname	Hoosiers
Colors	Cream and Crimson
Conference	Big Ten
Arena (Capacity)	Simon Skjodt Assembly Hall (17,222)
University President	Pamela Whitten
Vice President/Athletics Director	Scott Dolson
Faculty Athletics Rep	Kurt Zorn

2021-22 REVIEW

Overall Record	21-14
Big Ten Record (Seed)	9-11 (9th)

TEAM HISTORY

Starters Returned/Lost	4/1
Letterwinners Returned/Lost	9/4
Newcomers	5

TOP RETURNERS

Trayce Jackson-Davis	18.3 ppg   8.1 rpg   81 blks   58.9% FG
Xavier Johnson	12.1 ppg   3.8 rpg   172 asts   40 stls
Race Thompson	11.1 ppg   7.5 rpg   37 stls   24 blks
Miller Kopp	6.0 ppg   2.5 rpg   39 3FGM   15 stls
Trey Galloway	5.5 ppg   1.9 rpg   36 asts   18 stls

NEWCOMERS

Kaleb Banks	Fr.   F   6-7   215   Hampton, Ga.
CJ Gunn	Fr.   G   6-6   194   Indianapolis, Ind.
Jalen Hood-Schifino	Fr.   G   6-6   213   Pittsburgh, Pa.
Malik Reneau	Fr.   F   6-9   233   Miami, Fla.

TEAM HISTORY

First Year of Men's Basketball	1900-01
Record (Years)	1905-1088 (123 years)
Big Ten Record (Years)	964-713 (122 years)
Big Ten Regular Season Titles	22 (Last in 2016)
Big Ten Tournament Titles	None
NCAA Tournament Appearances (Record)	40 (67-35)
NCAA Championships	5 (Last in 1987)
	1940, Indiana 60, Kansas 42
	1953, Indiana 69, Kansas 68
	1976, Indiana 86, Michigan 68
	1981, Indiana 63, North Carolina 50
	1987, Indiana 74, Syracuse 73
NCAA Final Fours	8 (Last in 2002)
Last NCAA Tournament Appearance	2022

STRATEGIC COMMUNICATIONS

Contact	JD Campbell
	812-322-1437
	jc56@iu.edu

Contact	Charlie Duffy
	317-490-3262
	csduffy@iu.edu

Press Row Phone	812-322-1437
-----------------	--------------

Mailing Address	Indiana Strategic Communications
	Simon Skjodt Assembly Hall
	1001 East 17th Street
	Bloomington, IN 47408

Athletics Website	IUHoosiers.com
-------------------	----------------

Twitter	Twitter.com/IndianaMBB
Facebook	Facebook.com/IndianaMBB
Instagram	Instagram.com/IndianaMBB

ASSOCIATED PRESS TOP 25

Rank	Team (First Place)	Record	Votes
1	Purdue (38)	22-2	1508
2	Houston (22)	22-2	1483
3	Alabama (1)	20-3	1436
4	Arizona (1)	21-3	1375
5	Texas	19-4	1267
6	Tennessee	19-4	1254
7	UCLA	19-4	1159
8	Virginia	17-4	1034
9	Kansas	18-5	1013
10	Marquette	19-5	909
11	Iowa State	16-6	869
12	Kansas State	18-5	855
13	Xavier	19-5	843
14	Baylor	17-6	832
15	Saint Mary's	21-4	742
16	Gonzaga	19-5	602
17	TCU	17-6	517
18	INDIANA	16-7	431
19	Miami	18-5	425
20	Providence	17-6	369
21	UConn	18-6	275
22	NC State	19-5	156
23	Creighton	15-8	154
24	Rutgers	16-7	125
25	San Diego State	18-5	96

**Others Receiving Votes:** Florida Atlantic 93, Duke 87, Auburn 65, Clemson 31, Pittsburgh 26, Illinois 25, Nevada 16, New Mexico 16, Maryland 12, Arkansas 11, Iowa 8, Missouri 6, West Virginia 5, Oral Roberts 5, USC 4, Charleston 3, Northwestern 3, VCU 2, Utah State 2, Kentucky 1

2022-23 Opponents in BOLD

COACHES POLL TOP 25

Rank	Team (First Place)	Record	Votes
1	Purdue (15)	22-2	780
2	Houston (13)	22-2	765
3	Alabama (1)	20-3	728
4	Arizona	21-3	670
5	Tennessee (2)	19-4	647
6	Texas (1)	19-4	645
7	UCLA	19-4	594
8	Kansas	18-5	518
9	Virginia	17-4	505
10	Marquette	19-5	477
11	Kansas State	18-5	459
12	Baylor	17-6	453
13	Iowa State	16-6	451
14	Saint Mary's	21-4	419
15	Xavier	19-5	396
16	Gonzaga	19-5	286
17	Providence	17-6	248
18	INDIANA	16-7	207
19	TCU	17-6	206
20	Miami	18-5	192
21	UConn	18-6	125
22	NC State	19-5	83
23	San Diego State	18-5	68
24	Duke	17-6	67
	Clemson	18-6	67

**Others Receiving Votes:** Creighton 66, Florida Atlantic 61, Rutgers 56, Auburn 43, Illinois 21, USC 19, Pittsburgh 16, Maryland 16, Texas A&M 11, Kentucky 11, Iowa 10, Missouri 4, Nevada 3, Northwestern 2, Charleston 2, Utah State 1, Oklahoma State 1, New Mexico 1.

2022-23 Opponents in BOLD



# NOTABLES

## OPENING TIP

• Indiana University continues its 123rd season of competition in men's basketball with an opportunity to avenge its first loss of the Big Ten slate this season against Rutgers at 6:30 p.m. ET on Feb. 7 at Simon Skjodt Assembly Hall. The game will be broadcast on BTN.

• The Scarlet Knights, led by seventh-year head coach Steve Pikiell, enter the matchup with a 16-7 record and a 7-4 mark in BIG play.

## SERIES HISTORY

• Indiana claimed the first six games of the series with Rutgers, including the first five as Big Ten foes. However, since the 2018 Big Ten Tournament, the Scarlet Knights have won eight of the last nine matchups against the Hoosiers. IU has won six-straight games in the series over IU.

• The Hoosiers traveled to Piscataway on Dec. 3 as the No. 10-ranked team in the country and left with a 63-48 loss at Jersey Mike's Arena. The Big Ten-opening loss marked the first of the 2022-23 season for the Hoosiers.

• Fifth-year senior forward **Miller Kopp** matched his career high with five made 3-point shots. He tallied a team-high 21 points to go along with three rebounds in the loss.

• Senior forward **Trayce Jackson-Davis** recorded a double-double with 13 points and 10 rebounds. He added a team-high four blocks.

## LAST TIME OUT

• Indiana topped No. 1/1 Purdue by a score of 79-74 in front of a raucous 17,222 fans at Simon Skjodt Assembly Hall on Feb. 4. The victory marked the eighth in program history against the top-ranked team in the country.

• Senior forward **Trayce Jackson-Davis** led the Hoosiers to victory with 25 points, seven rebounds, and five blocked shots. He became the first player since Marcus Camby (11/28/1995) to post at least 25 points and five blocked shots in a victory over the No. 1-ranked team in the country.

• Freshman guard **Jalen Hood-Schifino** scored 16 points to go along with four assists and two steals. He scored four points in the final 30 matches of the game to secure the victory.

• Freshman guard **Trey Galloway** tallied 11 points and three steals for the Hoosiers in the game.

• Indiana snapped Purdue's streak of 24-straight games holding opponents under 70 points. IU's 79 points were the most scored by a Purdue opponent this season.

## JACKSON-DAVIS, THE ALL-AMERICAN

• Since the calendar flipped to 2023, senior forward **Trayce Jackson-Davis** averaged 23.2 points, 13.8 rebounds, 3.9 assists, and 3.6 blocks per game.

• Over the last 25 years of basketball only Jackson-Davis, Tim Duncan, and Shaquille O'Neal have averaged at least 23.0 points, 14.0 rebounds, and 3.0 blocks per game in a calendar month (min. 5 games) in Division I basketball or the NBA.

• Jackson-Davis made 92-of-170 (54.1%) of his shots from the floor and 48-of-66 (72.7%) of his free throw attempts in the first 10 games of the new year.

• TJD posted three 30-point games in the month of January, including back-to-back games with 35 points at Illinois (Jan. 19) and 31 points against Michigan State (Jan. 22). He also grabbed at least 20 rebounds three times during the stretch of nine games.

## RISE OF THE FINO

• After hitting double figures in the scoring column just twice in his first six collegiate games, freshman guard **Jalen Hood-Schifino** scored 10-plus points in his next nine games.

• Since returning to the Indiana lineup against Kansas on Dec. 17, Hood-Schifino is averaging 14.5 points, 4.3 assists, and 1.1 steals on 44.1% shooting from the floor and 44.9% shooting from the 3-point line. He has 10 double-digit scoring outputs during that stretch, including three games exceeding the 20-point threshold.

• Hood-Schifino scored a career-best 33 points on 12-of-17 shooting from the floor and 5-of-7 shooting from the 3-point line against Northwestern on Jan. 8, the highest point total by a Hoosier freshman since **Eric Gordon** scored 33 against Chattanooga on Nov. 12, 2007.

• JHS ranks third among all freshmen in the Big Ten in scoring (12.5 points per game), second in assists (4.3), fourth in rebounds (4.0), and fifth in made 3-pointers per game (1.4). He is second in the league averaging a combined 20.7 points, rebounds, and assists per game.

## RENEAU FOR TWO

• After scoring 64 total points (10.7 per game) in his first six collegiate games, freshman forward **Malik Reneau** tallied just 64 points (4.9) in his next 13 games.

• The Miami native has regained his footing and has averaged 9.8 points in his last four games, including a career-high-matching 15 points against Ohio State. He has hit 15-of-21 (71.4%) during the four-game stretch.

• The 6-9 forward is averaging 9.0 points and 3.8 rebounds while shooting 68.0% (17-of-25) from the floor in his last five games.

## THE TREY GALLO-WAY

• In his last five starts, junior guard **Trey Galloway** has averaged 8.8 points per game on 14-of-29 (48.3%) shooting from the floor and 8-of-14 (57.1%) shooting from the 3-point line. He has made more 3-pointers (20) this season than his first two seasons on campus (12) combined.

• Gallo has averaged 8.3 points, 3.2 rebounds, and 1.4 assists in 13 starts this season.

• Galloway scored a career-high 20 points on 4-of-6 shooting from deep in IU's first Big Ten win of the season over Nebraska on Dec. 7.

• The Culver Academies graduate scored 17 points on 4-of-4 shooting from behind the arc against Michigan State on Jan. 22.

## SCOOP, THERE IT IS

• Sophomore guard **Tamar Bates**, nicknamed "Scoop", has taken a second-year leap for the Hoosiers. He has upped his minutes per game from 14.3 to 22.2, points per game from 3.9 to 7.7, and 3-point percentage from 29.8% to 40.8% from his debut collegiate season.

• The IMG Academy product scored 32 points off the bench on 6-of-11 (54.5%) shooting from the 3-point line against Nebraska (Dec. 7) and Arizona (Dec. 10).

• Scoop scored 17 bench points on 5-of-6 shooting from the 3-point line against Michigan State on Jan. 22.

• Bates became a father to his daughter, Leilani, on March 20, 2022, two days after his freshman season concluded. On Jan. 22, the 10-month old won the halftime show Baby Race in come-from-behind fashion.

## DOUBLE DOUBLE, DOUBLE DOUBLE (CAREER)

**Trayce Jackson-Davis**: 43; last at Maryland, 1/31/23

**Race Thompson**: 9; last vs. Elon, 12/20/22

**Xavier Johnson**: 4; last vs. Arizona, 12/10/22

**Jordan Geronimo**: 2; last vs. Wisconsin, 1/14/23

## TWENTY PIECE (CAREER)

**Trayce Jackson-Davis**: 40; last vs. Purdue, 2/4/23

**Xavier Johnson**: 15; last vs. North Carolina, 11/30/22

**Miller Kopp**: 10; last at Rutgers, 12/3/22

**Jalen Hood-Schifino**: 3; last vs. Ohio State, 1/28/23

**Race Thompson**: 2; last vs. Little Rock, 11/23/22

**Tamar Bates**: 1; vs. Jackson State, 11/25/22

**Trey Galloway**: 1; vs. Nebraska, 12/7/22

## HOOSIERS IN THE NBA

OG Anunoby - Toronto Raptors

Thomas Bryant - Los Angeles Lakers

Eric Gordon - Houston Rockets

Romeo Langford - San Antonio Spurs

Victor Oladipo - Miami Heat

## IU IN THE NAISMITH HALL OF FAME

1960 Branch McCracken

1966 Everett Dean

1991 Bob Knight

1993 Walt Bellamy

2000 Isiah Thomas

2014 Bob Leonard

2017 George McGinnis

## FORMER NBA PLAYERS COACHING AT ALMA MATER

Patrick Ewing | Georgetown

Speedy Claxton | Hofstra

**Mike Woodson | Indiana**

Kenny Payne | Louisville

Penny Hardaway | Memphis

Juwan Howard | Michigan

Hubert Davis | North Carolina

Aaron McKie | Temple

## THE VOICE OF INDIANA ATHLETICS

Veteran voice of the Hoosiers Don Fischer enters his 50th season as the play-by-play voice of Indiana Men's Basketball. During that time, he's called more than 2,000 games and four NCAA Men's Basketball Championship games. He's been honored as the National Sports Media Association's Indiana Sportscaster of the Year 27 times, and earlier this summer was awarded the prestigious National Football Foundation and College Hall of Fame's Chris Schenkel Award. He was also awarded with the Indiana University Bicentennial Award in 2019 in recognition for his enormous contributions to Indiana University and IU Athletics. He was inducted into the IU Athletic Hall of Fame in the fall of 2022.

## LONGEST-TENURED DI MBB RADIO ANNOUNCERS

55th season - Ray Goss, Duquesne

54th season - Bill Hillgrove, Pittsburgh

52nd season - Jay Jacobs, West Virginia

**50th season - Don Fischer, Indiana**

50th season - Kevin McKinney, Wyoming

49th season - Rich Chvotkin, Georgetown

45th season - John Cox, Southern Miss

## INSIDE INDIANA BASKETBALL WITH MIKE WOODSON

The third edition of the Inside Indiana Basketball Radio Show With Mike Woodson Presented By CommunityCars.com will air at 7 p.m. ET on Monday, Dec. 5. The show can be heard statewide on the CareSource Radio Network from Learfield and will be broadcast live from the Southern Stone Restaurant which is located at 405 W Patterson Drive in Bloomington.

## INSIDE INDIANA BASKETBALL BROADCAST DATES

Feb. 6, 13, 27

March 6

# THE CASE FOR TRAYCE

## HE DID WHAT?

• Senior forward **Trayce Jackson-Davis** posted 25 points, seven rebounds, and five blocked shots in Indiana's 79-74 victory over No. 1/1 Purdue on Feb. 4. He is the first player to produce at least 25 points and five blocks in a win over the AP No. 1 team since Marcus Camby had 32 points and 5 blocks in UMass' win over Kentucky on November 28, 1995.

• Jackson-Davis posted 18 points and 20 rebounds against Maryland on Jan. 31. His 20-rebound effort set an Xfinity Center record.

• The two-time Big Ten Player of the Week compiled 25 points, 21 rebounds, and six blocked shots at Minnesota on Jan. 25. The game marked the first 20-20 game from a Hoosier since D.J. White on Jan. 8, 2008. He also became the first high-major player to post a 25-20-5 game since UConn's Hasheem Thabeet on Feb. 14, 2009.

• Jackson-Davis went off for 31 points, 15 rebounds, four assists, and five blocked shots against Michigan State on Jan. 22. He is the second player (Jake Stephens, Chattanooga) to post a line with at least 30 points, 15 rebounds, four assists, and five blocks in a game this season. Michael Sweetney (Georgetown, 2003) is the last player to accomplish that statistical line in a men's college basketball game.

• The All-American candidate joined former No. 1 overall pick Ben Simmons (LSU, 2015) as the only players in the last 25 seasons to record at least 35 points, nine rebounds, five assists, and three blocks on 75.0% shooting from the floor in a single game after the Center Grove product went for 35-9-5-3 on 15-of-19 shooting from the floor at Illinois on Jan. 19.

• Jackson-Davis pulled down a career-best 24 rebounds against Northwestern on Jan. 8. The tally marked the most by a Hoosier in a single game since **Steve Downing** had 25 against Kentucky on Dec. 11, 1971 and the most rebounds by a Big Ten player since Aaron Johnson had 24 for Penn State on Nov. 15, 2004.

• He recorded the third triple-double in Indiana basketball history with 12 points, 11 rebounds, and a career-high 10 assists against Nebraska on Dec. 7. He added three blocks and three steals in the win. He is the first player in men's college basketball to post a triple-double and at least three blocks and three steals since Luke Walton (Arizona, 2002).

• Jackson-Davis joined historic company of triple-doubles in IU history. Juwan Morgan notched a 10-point, 10-rebound, and 10-assist triple-double against Jacksonville on Dec. 22, 2018. Steve Downing tallied 28 points, 17 rebounds, and 10 blocks against Michigan on Feb. 23, 1971.

• The Center Grove product blocked a career-high nine shots at No. 8/6 Kansas on Dec. 17, the second most by an IU player. **Steve Downing** blocked a school-record 10 shots against Michigan on Feb. 23, 1971.

• The nine blocks against Kansas marked the most ever by a Jayhawk opponent. The previous record of eight blocks was held by Isaiah Jackson (Kentucky), Mo Bamba (Texas), Jordan Bell (Oregon), and Shane Battier (Duke).

• He is one of 16 Big Ten players to have at least nine blocks in a game in the last 25 seasons. Nate Reuvers (Nov. 8, 2019) of Wisconsin was the last BIG player to have at least nine blocks in a game.

• Jackson-Davis became the only Division I player in the last 25 years to have 20+ points, 10+ rebounds, 4+ assists, 4+ blocks, and no turnovers against an AP Top 25 opponent in the win over No. 18/15 North Carolina on Nov. 30.

• In his career, TJD averaged 23.0 points, 12.8 rebounds, and 2.8 blocks per game in the Big Ten/ACC Challenge.

## CHASING HISTORY

• Senior forward **Trayce Jackson-Davis** currently sits seventh all-time at IU in scoring (1,984), fourth in rebounds (1,017), and holds the school record for blocked shots (241). He joins Alan Henderson as the only Hoosiers to be top-10 all-time in career scoring, rebounding, and blocks.

### Up Next: Career Scoring Leaders

1. Calbert Cheaney .....2,613
2. Steve Alford .....2,438
3. Don Schlundt .....2,192
4. A.J. Guyton .....2,100
5. **Mike Woodson .....2,061**
6. Kevin "Yogi" Ferrell .....1,986
7. **Trayce Jackson-Davis...1,984**

### Up Next: Career Rebounding Leaders

1. Alan Henderson .....1,091
2. Walt Bellamy .....1,087
3. Kent Benson .....1,031
4. **Trayce Jackson-Davis...1,017**

### Up Next: Career Blocks Leaders

1. **Trayce Jackson-Davis.....241**

### Up Next: Career Double-Doubles

1. Walt Bellamy .....59
2. Archie Dees .....56
3. Alan Henderson .....49
4. Steve Downing .....43
- Trayce Jackson-Davis .....43**

• The Center Grove product is the only active men's Division I player to tally at least 1,950 career points, 1,000 career rebounds, and 225 career blocks. In the last 25 seasons, only nine players have achieved those numbers in college basketball. Only Kyle Hines (UNCG) produced those numbers on a higher career scoring average.

• Jackson-Davis is one of two high-major players (Zach Edey; Purdue) to average at least 19.0 points, 11.0 rebounds, and 2.0 blocks per game this season.

## BIG LIFE, BIG STAGE, BIG TEN

• Senior forward **Trayce Jackson-Davis** ranks among the Big Ten Conference leaders in several categories:

### Season Scoring Average

1. Zach Edey .....22.4
2. Kris Murray .....20.5
3. **Trayce Jackson-Davis....19.8**
4. Hunter Dickinson .....17.7
5. Brice Sensabaugh .....17.4

### Season Rebounding Average

1. Zach Edey .....13.2
2. **Trayce Jackson-Davis.....11.0**
3. Clifford Omoruyi .....10.0
4. Kris Murray .....8.5
5. Hunter Dickinson .....8.3

### Season Blocks Average

1. **Trayce Jackson-Davis.....3.2**
2. Zach Edey .....2.2
3. Clifford Omoruyi .....2.0
4. Hunter Dickinson .....1.6
5. Dain Dainja .....1.4

### Season Double-Doubles

1. Zach Edey .....19
2. **Trayce Jackson-Davis.....11**
3. Filip Rebraca .....9
- Clifford Omoruyi .....9

• In 12 conference games, TJD is averaging 21.4 points, 13.3 rebounds, and 3.6 blocks per game.

• TJD is the active career Big Ten leader in points (1,984), rebounds (1,017), blocked shots (241), double-doubles (43), made field goals (744), and free throws made (496).

## CAREER TALLIES

• Senior forward **Trayce Jackson-Davis** has notched 10 career 30-point games, the most recent coming against Michigan State on Jan. 22.

• The preseason All-American has recorded 17 career 20-point, 10-rebound outings, with the most recent coming against Minnesota on Jan. 25.

• The former McDonald's All-American has recorded 10 career 15-point, 15-rebound games in his career, the third most among active major-conference players. He ranks behind Kentucky's Oscar Tshiebw (19) and North Carolina's Armando Bacot (13).

• In 114 career games, TJD has scored at least 10 points in 100 outings.

• The senior forward has swatted at least two shots in 71 of his 114 career games played. He has blocked at least one shot in 94-of-114 career starts.

## TJD, THE BIG FUNDAMENTAL, AND THE DIESEL

• In the last 30 seasons of Division I men's college basketball, only senior forward **Trayce Jackson-Davis** and NBA Hall of Famer Tim Duncan have averaged at least 19.0 points, 9.0 rebounds, and 3.0 blocks per game.

• Over the last 25 years of basketball only Jackson-Davis, Duncan, and Shaquille O'Neal have averaged at least 23.0 points, 14.0 rebounds, and 3.0 blocks per game in a calendar month (min. 5 games) in Division I basketball or the NBA.

## THE BEST IN THE BIG TEN

• Senior forward **Trayce Jackson-Davis** was named Big Ten Player of the Week on Jan. 23 after turning in a phenomenal week. He tallied 35 points, nine rebounds, five assists, and three blocks on 15-of-19 shooting from the floor in a road victory at No. RV/23 Illinois on Jan. 19 and 31 points, 15 rebounds, four assists, and five blocked shots against Michigan State on Jan. 22.

• He became the first major-conference player in 25 seasons of men's college basketball to secure at least 65 points, 20 rebounds, nine assists, and eight blocks in a two-game span.

• For his efforts, he was also named Naismith Trophy Player of the Week, ESPN.com Player of the Week, and NCAA March Madness Player of the Week on Jan. 23.

## ROAD WARRIORS

• Senior forward **Trayce Jackson-Davis** scored a Big Ten career-high 35 points at Illinois on Jan. 19, the sixth-highest output for a Hoosier on the road in program history.

• Only Alan Henderson (41 at Michigan State) Bracey Wright (39 at North Texas), Steve Alford (38 at Wisconsin), Damon Bailey (36 at Kansas), and Jay Edwards (36 at Minnesota) tallied more points in an IU road game.

## PASSING OUT OF THE DOUBLE

• Senior forward **Trayce Jackson-Davis** ranks eighth in Division I basketball in assists per game among players list at 6'9 or taller.

• With defenses collapsing on post touches, Jackson-Davis has flourished this season with his passing, averaging 3.4 dimes per game. He has produced eight games with four assists or more this season.

## BLOOMINGTON, THE CITY OF BROTHERLY LOVE

• Tayven Jackson, the brother of senior forward **Trayce Jackson-Davis**, transferred from Tennessee to Indiana for his second collegiate football season.

• Jackson, a two-time Indiana high school state champion at Center Grove, is expected to compete for the starting quarterback spot in the fall.

# MORE NOTABLES

• The Hoosiers are 23-1 in the program's last 24 season openers after defeating Morehead State 88-53 on Nov. 7.

• True freshman forward **Malik Reneau** scored 15 points in his first-career game against Morehead State, the most points from a freshman debut for IU since Romeo Langford scored 19 against Chicago State on Nov. 6, 2018.

• Indiana made 21-of-22 free throws (95.5%) in the win over Bethune-Cookman on Nov. 10, the seventh-best shooting performance from the charity stripe with a minimum of 10 makes since the start of 1996-97 season.

• Junior forward **Jordan Geronimo** blocked a combined 10 shots against Miami (Ohio) on Nov. 20 and Little Rock on Nov. 23. The tally marked the most by a Hoosier off the bench since 1996-97.

• Sixth-year senior forward **Race Thompson** posted his second-career 20-point game in the win over Little Rock on Nov. 23.

• Sophomore guard **Tamar Bates** had a career-high 22 points on 8-of-11 shooting from the field and 4-of-6 from the 3-point line in the win over Jackson State on Nov. 25. Bates also matched a career best with four assists.

• Sophomore **Logan Duncomb** scored a career-high six points and had two blocks against Jackson State on Nov. 25.

• Fifth-year senior **Xavier Johnson** has charted double-figure assist numbers in five career games, including two as a Hoosier.

• True freshman guard **Jalen Hood-Schifino** scored the first seven Hoosier points on his way to a career-high 14 points in the IU win over No. 18/15 UNC on Nov. 30.

• Fifth-year senior forward **Miller Kopp** matched his career high with five made 3-point shots and scored a team-high 21 points at Rutgers on Dec. 3.

• Junior guard **Trey Galloway** scored a career-best 20 points on a career-high 4-of-6 shooting from the 3-point line in the win over the Huskers on Dec. 7.

• Sophomore guard **Tamar Bates** scored 19 points on a career-high five 3-point baskets on Dec. 7 against Nebraska.

• Sixth-year senior forward **Race Thompson** scored a team-high 16 points to go along with nine rebounds against No. 10/9 Arizona on Dec. 10.

• Thompson hit a career-high 4-of-7 shots from the 3-point line, his fourth career game with multiple made 3-pointers.

• Fifth-year senior forward **Miller Kopp** tallied 14 points against the Wildcats.

• Fifth-year senior guard **Xavier Johnson** secured his fourth career double-double on 11 points and 11 assists against Arizona.

• Sophomore guard **Tamar Bates** scored 13 points against the Wildcats.

• Sixth-year senior forward **Race Thompson** had 18 points on 9-of-13 shooting with 11 rebounds and tied a career-high four blocks against Elon on Dec. 20.

• Freshman guard **Jalen Hood-Schifino** had 17 points along with seven assists, two rebounds, and two steals against Elon.

• Freshman guard **CJ Gunn** scored a career-high 11 points, on 5-of-10 shooting as well as three rebounds, three assists, and two steals versus Elon.

• Sophomore center **Logan Duncomb** tallied 10 points, five rebounds, and two assists. His 10 points were a career-high against the Phoenix.

• Sophomore guard **Tamar Bates** led Indiana in scoring against Kennesaw State on Dec. 23 with 19 points.

• Freshman guard **Jalen Hood-Schifino** scored 18 points on 6-of-8 shooting against the Owls on Dec. 23.

• Sixth-year senior forward **Race Thompson** ripped down 14 rebounds to tie his career-high (Feb. 12, 2022 at Michigan State) in the win over KSU on Dec. 23.

• Freshman guard **Jalen Hood-Schifino** became the third Hoosier to score at least 20 points in their Big Ten debut in the last 25 years with 21 points at Iowa on Jan. 5. He canned 5-of-8 shots from behind the 3-point line.

• Hood-Schifino joined NBA Lottery Draft picks **Eric Gordon** (25 points at Iowa in 2008) and **Romeo Langford** (20 points against Northwestern in 2018) on the exclusive list.

• Freshman guard **Jalen Hood-Schifino** had a career-high 33 points on 12-of-17 from the field and 5-of-7 from the 3-point line against Northwestern on Jan. 8.

• The 33-point outburst were the highest output by an IU freshman since **Eric Gordon** also scored 33 on Nov. 12, 2007 against Chattanooga.

• Senior forward **Trayce Jackson-Davis** had 18 points, a career-high 24 rebounds, eight assists, and four blocks against the Wildcats.

• Senior forward **Trayce Jackson-Davis** had 14 points, 11 rebounds, four assists and two blocks at Penn State on Jan. 11. The game marked his 38th career double-double.

• Indiana's 63-45 win over Wisconsin (Jan. 14) was the largest margin of victory against the Badgers since an 85-55 triumph on Feb. 24, 2001.

• Senior forward **Trayce Jackson-Davis** had 18 points, 12 rebounds, and five blocks against Wisconsin on Jan. 14.

• Freshman guard **Jalen Hood-Schifino** had 16 points, five rebounds, and four assists against the Badgers on Jan. 14.

• Junior forward **Jordan Geronimo** recorded his second career double-double with 12 points and 11 rebounds against Wisconsin on Jan. 14.

• Junior forward **Jordan Geronimo** tallied 13 points, eight rebounds, and three blocks against the Illini on Jan. 19. The game marked the second time in his career with double-digit scoring outputs in consecutive games.

• Junior **Trey Galloway** had 17 points and three assists against Michigan State on Jan. 22. He was 3-of-3 from the 3-point line.

• Sophomore guard **Tamar Bates** had 17 points and three rebounds against the Spartans on Jan. 22. His five 3-point field goals tied a career-high for most in a game. He also made five 3-point field goals against Nebraska on Dec. 7, 2022.

• Fifth-year senior **Miller Kopp** had 11 points, three assists and two rebounds at Minnesota on Jan. 25.

• Freshman **Malik Reneau** scored 10 points on Jan. 25 at Minnesota, his first double-figure scoring output since the win over Little Rock on Nov. 23.

• Indiana won five consecutive Big Ten games (Jan. 14-28) for the first time since the 2015-16 season.

• Freshman guard **Jalen Hood-Schifino** had 24 points on a career-high 6-of-9 made 3-pointers against Ohio State on Jan. 28. He added three assists and two steals.

• Freshman forward **Malik Reneau** tallied 15 points, a career-high eight rebounds, and three steals against the Buckeyes on Jan. 28.

• Freshman forward **Kaleb Banks** had five points and career-high seven rebounds against OSU on Jan. 28. He logged a Big Ten-career high with 12 minutes.

• Indiana's 79-74 win over No. 1/1 Purdue on Feb. 4 marked the first victory over a No. 1-ranked team since beating No. 1/1 Michigan on Feb. 2, 2013, 81-73, at Simon Skjodt Assembly Hall. It was Indiana's eighth win in program history against a No. 1 team.

• Indiana snapped Purdue's streak of 24-straight games holding opponents under 70 points. IU's 79 points were the most scored by a Purdue opponent this season.

• Freshman guard **Jalen Hood-Schifino** posted 16 points, four assists, and two steals in Indiana's upset win over No. 1/1 Purdue on Feb. 4.

• Indiana's debut starting lineup of fifth-year senior guard **Xavier Johnson**, freshman guard **Jalen Hood-Schifino**, fifth-year senior forward **Miller Kopp**, sixth-year senior forward **Race Thompson**, and senior forward **Trayce Jackson-Davis** is 6-0 in games in which all five start and finish the game this season.

• Four of Indiana's five starters from the start of the season have missed a total of 22 games due to injury.

• Nine of Indiana's top-10 scorers in program history went to high school in the state of Indiana.

• **Calbert Cheaney** (William Henry Harrison), **Steve Alford** (Chrysler), **Don Schlundt** (South Bend Clay), **Mike Woodson** (Broad Ripple), **Kevin "Yogi" Ferrell** (Park Tudor), **Trayce Jackson-Davis** (Center Grove), **Alan Henderson** (Brebeuf Jesuit), **Damon Bailey** (Bedford North Lawrence), and **Kent Benson** (Chrysler) were in-state recruits, while **A.J. Guyton** (Central) played his prep ball in Illinois.

• Four-star guard **Gabe Cupps** ranked inside the top-125 on all three recruiting sites out of Dayton, Ohio. The 2022 Ohio Mr. Basketball averaged 14.2 points, 6.8 assists, and 2.5 rebounds per game on .503/.443/.852 shooting splits as a junior.

• Four-star guard **Jakai Newton** is a consensus top-90 signee out of Covington, Ga. The Newton High School product averaged 14.3 points, 5.2 rebounds, and 1.7 assists per game as a junior.

# WATCH LISTS & AWARDS

## NABC PLAYER OF THE YEAR WATCH LIST

• The 2023 NABC Division I Player of the Year - selected by a vote of Division I head coaches - will be announced the week of the 2023 Men's Final Four in Houston.

Max Abmas, Oral Roberts  
Armando Bacot, North Carolina  
Colin Castleton, Florida  
Kendric Davis, Memphis  
RJ Davis, North Carolina  
Hunter Dickinson, Michigan  
Zach Edey, Purdue  
Adam Flagler, Baylor  
Keyonte George, Baylor  
**Trayce Jackson-Davis, Indiana**  
Jaime Jaquez Jr., UCLA  
Caleb Love, North Carolina  
Mike Miles Jr., TCU  
Marcus Sasser, Houston  
Nick Smith Jr., Arkansas  
Adama Sanogo, UConn  
Drew Timme, Gonzaga  
Oscar Tshiebwe\*, Kentucky  
Jalen Wilson, Kansas  
Isaiah Wong, Miami

\*2021-22 Player of the Year

## 2022 AP PRESEASON ALL-AMERICA TEAM

Drew Timme, Gonzaga  
Oscar Tshiebwe, Kentucky  
Armando Bacot, North Carolina  
Marcus Sasser, Houston  
**Trayce Jackson-Davis, Indiana**

## 2022 SPORTING NEWS PRESEASON ALL-AMERICA TEAM FIRST TEAM

Armando Bacot, North Carolina  
**Trayce Jackson-Davis, Indiana**  
Marcus Sasser, Houston  
Drew Timme, Gonzaga  
Oscar Tshiebwe, Kentucky

## 2022 ATHLETIC PRESEASON ALL-AMERICA TEAM FIRST TEAM

Oscar Tshiebwe, Kentucky  
Drew Timme, Gonzaga  
Marcus Sasser, Houston  
Jamie Jaquéz, UCLA  
Armando Bacot, North Carolina

## SECOND TEAM

Nick Smith, Arkansas  
Caleb Love, North Carolina  
Hunter Dickinson, Michigan  
**Trayce Jackson-Davis, Indiana**  
Mike Miles, TCU

## 2022 PRESEASON ALL-BIG TEN TEAM

Terrence Shannon Jr., Illinois  
**TRAYCE JACKSON-DAVIS, INDIANA**  
Kris Murray, Iowa  
HUNTER DICKINSON, MICHIGAN  
Malik Hall, Michigan State  
Jamison Battle, Minnesota  
Jalen Pickett, Penn State  
ZACH EDEY, PURDUE  
Clifford Omoruyi, Rutgers  
Chucky Hepburn, Wisconsin  
Tyler Wahl, Wisconsin

## 2022 BIG TEN PRESEASON PLAYER OF THE YEAR

**Trayce Jackson-Davis, Indiana**

## KARL MALONE AWARD WATCH LIST

• Named after Class of 2010 Hall of Famer and two-time NBA Most Valuable Player Karl Malone, the annual honor in its ninth year recognizes the top power forwards in Division I men's college basketball. A national committee of top college basketball personnel determined the watch list of 20 candidates.

Enrique Freeman, Akron  
Azuolas Tubelis, Arizona  
Johni Broome, Auburn  
Arthur Kaluma, Creighton  
DaRon Holmes II, Dayton  
Kyle Filipowski, Duke  
Jalen Slawson, Furman  
Drew Timme\*, Gonzaga  
Jarace Walker, Houston  
**Trayce Jackson-Davis, Indiana**  
Kris Murray, Iowa  
KJ Williams, LSU  
Donta Scott, Maryland  
DeAndre Williams, Memphis  
Norchad Omier, Miami (Fla.)  
Pete Nance, North Carolina

\*2020-21 Karl Malone Power Forward of the Year

## JOHN R. WOODEN AWARD LATE SEASON TOP 20

• The John R. Wooden Award® Late Season Top 20 Watch List was announced on Jan. 30. Chosen by a poll of national college basketball experts based on their performances during the 2022-23 season thus far, the list comprises of 20 student-athletes who are front-runners for the sport's most prestigious honor.

Armando Bacot, North Carolina  
Antoine Davis, Detroit Mercy  
Kendric Davis, Memphis  
Zach Edey, Purdue  
Kyle Filipowski, Duke  
**Trayce Jackson-Davis, Indiana**  
Jaime Jaquez Jr., UCLA  
Keyontae Johnson, Kansas State  
Mike Miles Jr., TCU  
Brandon Miller, Alabama  
Kris Murray, Iowa  
Markquis Nowell, Kansas State  
Jalen Pickett, Penn State  
Marcus Sasser, Houston  
Terquavion Smith, NC State  
Drew Timme, Gonzaga  
Oscar Tshiebwe, Kentucky  
Azuolas Tubelis, Arizona  
Jalen Wilson, Kansas  
Isaiah Wong, Miami (Fla.)

## OSCAR ROBERTSON TROPHY MIDSEASON WATCH LIST

• The USBWA annually selects a national player, coach and freshman of the year in college basketball and All-America teams for both men and women. The men's player of the year award is named in honor of former Cincinnati and NBA legend Oscar Robertson, who was the first recipient of the USBWA award in 1959. The 50-player midseason watch list was announced on Jan. 19. Below are the Big Ten players represented on the list.

Hunter Dickinson, Michigan  
Zach Edey, Purdue  
**Trayce Jackson-Davis, Indiana**  
Kris Murray, Iowa  
Jalen Pickett, Penn State  
Terrence Shannon, Illinois

## NAISMITH TROPHY DPOY WATCH LIST

• The Naismith Trophy announced the publication's 15-player watch list for the 2022-23 Defensive Player of the Year Award. Five of the 15 players on the list appear on Indiana's schedule this season.

Chase Audige, Northwestern  
Leaky Black, North Carolina  
Moussa Cisse, Oklahoma State  
Jaylen Clark, UCLA  
Zach Edey, Purdue  
Andre Jackson Jr., UConn  
**Trayce Jackson-Davis, Indiana**  
Ryan Kalkbrenner, Creighton  
Caleb McConnell, Rutgers  
Kevin McCullar Jr., Kansas  
Shakeel Moore, Mississippi State  
Marcus Sasser, Houston  
Jamarion Sharp, Western Kentucky  
Oscar Tshiebwe, Kentucky  
Zakai Zeigler, Tennessee

## BIG TEN PLAYER OF THE WEEK

Nov. 14: Hunter Dickinson, MICH  
Nov. 21: Terrance Shannon Jr., ILL  
Nov. 28: Zach Edey, PUR  
Dec. 5: Zach Edey, PUR & Kris Murray, IOWA  
Dec. 12: Zach Edey, PUR  
Dec. 19: Filip Rebraca, IOWA  
Dec. 27: Jalen Pickett, PSU  
Jan. 3: Hunter Dickinson, MICH  
Jan. 9: Zach Edey, PUR  
Jan. 17: Cam Spencer, RUT  
**JAN. 23: TRAYCE JACKSON-DAVIS, IND**  
**JAN. 30: TRAYCE JACKSON-DAVIS, IND** & Zach Edey, PUR  
**FEB. 6: TRAYCE JACKSON-DAVIS, IND** & Zach Edey, PUR  
Feb. 13:  
Feb. 20:  
Feb. 27:  
March 6:

## BIG TEN FRESHMAN OF THE WEEK

Nov. 14: Jett Howard, MICH  
Nov. 21: Braden Smith, PUR  
Nov. 28: Fletcher Loyer, PUR  
Dec. 5: Fletcher Loyer, PUR  
Dec. 12: Dug McDaniell, MICH  
Dec. 19: Brice Sensabaugh, OSU  
Dec. 27: Brice Sensabaugh, OSU  
Jan. 3: Brice Sensabaugh, OSU  
**JAN. 9: JALEN HOOD-SCHIFINO, IND**  
Jan. 17: Fletcher Loyer, PUR  
Jan. 23: Brice Sensabaugh, OSU  
**JAN. 30: JALEN HOOD-SCHIFINO, IND**  
Feb. 6: Jayden Epps, ILL  
Feb. 13:  
Feb. 20:  
Feb. 27:  
March 6:



## INDIANA ALL-TIME SCORING LIST

1.	Calbert Cheaney	2,613*	1990-93
2.	Steve Alford	2,438	1984-87
3.	Don Schlundt	2,192	1952-55
4.	A.J. Guyton	2,100	1997-00
5.	Mike Woodson	2,061	1977-80
6.	Kevin "Yogi" Ferrell	1,986	2012-16
7.	<b>Trayce Jackson-Davis</b>	<b>1,984</b>	<b>2019-pr.</b>
8.	Alan Henderson	1,979	1992-95
9.	Damon Bailey	1,741	1991-94
10.	Kent Benson	1,740	1974-77
11.	Christian Watford	1,730	2010-13
12.	Eric Anderson	1,715	1989-92
13.	Brian Evans	1,701	1993-96
14.	Scott May	1,593	1974-76
15.	Greg Graham	1,590	1990-93
16.	Randy Wittman	1,549	1979-83
17.	Archie Dees	1,546	1956-58
18.	Bracey Wright	1,498	2003-05
19.	D.J. White	1,447	2004-08
20.	Walt Bellamy	1,441	1959-61
21.	Ray Tolbert	1,427	1978-81
22.	Robert Johnson	1,413	2014-18
23.	Kirk Haston	1,406	1999-01
24.	Jimmy Rayl	1,401	1961-63
25.	Juwan Morgan	1,374	2015-19
26.	Andrae Patterson	1,365	1995-98
27.	Uwe Blab	1,357	1982-85
28.	Verdell Jones III	1,347	2009-12
29.	Ted Kitchel	1,336	1979-83
30.	Jordan Hulls	1,318	2010-13
31.	Tom Bolyard	1,299	1961-63
32.	Joby Wright	1,272	1970-72
33.	Steve Green	1,265	1973-75
34.	Tom VanArsdale	1,252	1963-65
35.	Dick VanArsdale	1,240	1963-65
36.	James Blackmon Jr.	1,235	2015-17
37.	Steve Downing	1,220	1971-73
38.	Tom Coverdale	1,217	2000-03
39.	Jeff Newton	1,203	2000-03
40.	Quinn Buckner	1,195	1973-76
41.	Cody Zeller	1,157	2011-13
42.	Will Sheehy	1,120	2011-14
43.	Victor Oladipo	1,117	2010-13
44.	Troy Williams	1,115	2013-16
45.	Marshall Strickland	1,106	2003-06
46.	Vernon Payne	1,101	1966-68
47.	Joe Cooke	1,099	1968-69
48.	Bob Leonard	1,098	1952-54
49.	Daryl Thomas	1,095	1984-87
50.	Rick Calloway	1,073	1986-88
51.	Jay Edwards	1,038	1988-89
52.	Aljami Durham	1,031	2017-21
53.	Butch Joyner	1,030	1966-68
54.	Jared Jeffries	1,008	2001-02
55.	Matt Nover	978	1990-93
56.	Isiah Thomas	968	1980-81
57.	Luke Recker	954	1998-99
58.	Devonte Green	954	2016-20
59.	John Ritter	925	1971-73
60.	Wayne Radford	922	1975-78
61.	Neil Reed	920	1995-97
62.	Ken Johnson	919	1968-70
63.	John Laskowski	903	1973-75
64.	Pat Graham	890	1990-91, 93-94
	<b>Race Thomson</b>	<b>890</b>	<b>2018-pr.</b>
66.	Wally Choice	889	1954-56
67.	Michael Lewis	887	1997-00
68.	Jon P. McGlocklin	873	1963-65
69.	Roderick Wilmont	866	2003-07
70.	Dean Garrett	854	1897-88
71.	Thomas Bryant	842	2016-17
72.	William DeHeer	823	1967-69
73.	Justin Smith	821	2017-20
74.	Charlie Miller	810	1995-98
75.	Kyle Hornsby	792	1999-03
	Bill Garrett	792	1948-50

\*Big Ten Record

## MIKE WOODSON'S RECORD WHEN...

	AT IU	'22-23
	W-L	W-L
Controlling the tip	30-12	12-6
Scoring first	22-11	10-4
Leading at the half	33-7	15-1
Trailing at the half	4-14	1-6
Tied at the half	0-0	0-0
Leading with 5:00 left	35-6	15-1
Trailing with 5:00 left	2-15	1-6
Tied with 5:00 left	0-0	0-0
Overtime Games	0-2	0-0
Game decided by 1-5 points	8-9	3-2
Game decided by 6-10 points	5-2	0-0
Game decided by 11-15 points	8-4	4-2
Game decided by 16+ points	16-5	9-2
Vs. ranked opponents	7-10	4-2
Vs. unranked opponents	30-11	12-5

## REBOUNDING

Out-rebounds opponent	30-7	15-3
Out-rebounded by opponent	5-13	1-4
Rebounds are even	2-1	0-0

## TURNOVERS

Forces more turnovers	20-8	11-0
Commits more turnovers	15-10	5-6
Turnovers are even	2-3	0-1

## FIELD GOALS

Shoots 50% or better	22-4	12-2
Shoots between 40-49%	16-6	4-2
Shoots below 40%	0-11	0-3

## THREE-POINTERS

Shoots 50% or better	6-1	3-1
Shoots between 40-49%	8-2	4-1
Shoots below 40%	22-18	9-5

## FREE THROW SHOOTING

Shoots 70% or better	17-11	6-4
Shoots 60-69%	13-4	6-1
Shoots less than 60%	7-6	4-2

## OFFENSE

Scores less than 60 points	0-7	0-2
Scores 60-69 points	11-8	3-2
Scores 70-79 points	11-3	2-1
Scores 80+ points	15-3	11-2

## DEFENSE

Allows less than 60 points	18-1	7-0
Allows 60-69 points	10-6	5-2
Allows 70-79 points	9-3	4-0
Allows 80+ points	0-11	0-5

## BENCH SCORING

Bench out-scores opponent	26-7	10-4
Opponent bench scores more	11-11	5-2
Bench scoring is even	0-2	0-1

## DOUBLE FIGURE SCORING

0 in double figures	0-0	0-0
1 in double figures	1-0	0-0
2 in double figures	6-9	1-4
3 in double figures	19-6	8-1
4 in double figures	9-5	6-1
5+ in double figures	2-1	1-1

## BY MONTH

November	13-1	7-0
December	7-4	3-3
January	11-7	5-4
February	3-5	1-0
March	3-3	0-0

## DAY OF THE WEEK

Sunday	6-3	2-1
Monday	2-1	1-0
Tuesday	4-4	1-1
Wednesday	8-3	4-1
Thursday	5-3	2-1
Friday	5-0	3-0
Saturday	7-7	3-3

## BIG TEN STANDINGS

TEAM	B1G	OVR
Purdue	11-2	22-2
Rutgers	8-4	16-7
Illinois	7-5	16-7
<b>INDIANA</b>	<b>7-5</b>	<b>16-7</b>
Maryland	7-5	16-7
Northwestern	7-5	16-7
Iowa	7-5	15-8
Michigan	7-5	13-10
Michigan State	6-6	14-9
Penn State	5-7	14-9
Wisconsin	5-7	13-9
Nebraska	4-9	11-13
Ohio State	3-8	11-11
Minnesota	1-11	7-15

Games through Feb. 5

## AROUND THE CONFERENCE

## MONDAY, FEB. 6

No Big Ten Games

## TUESDAY, FEB. 7

<b>RUTGERS AT INDIANA</b>	<b>6:30 P.M.</b>	<b>BTN</b>
Minnesota at Illinois	8:30 p.m.	BTN
Maryland at Michigan State	9 p.m.	ESPN2

## WEDNESDAY, FEB. 8

Nebraska at Michigan	6:30 p.m.	BTN
Wisconsin at Penn State	8:30 p.m.	BTN

## THURSDAY, FEB. 9

Iowa at Purdue	7 p.m.	ESPN2
Northwestern at Ohio State	8 p.m.	FS1

## FRIDAY, FEB. 10

No Big Ten Games

## SATURDAY, FEB. 11

Penn State at Maryland	Noon	BTN
Rutgers at Illinois	2 p.m.	FS1
Wisconsin at Nebraska	4 p.m.	BTN
<b>INDIANA AT MICHIGAN</b>	<b>6 P.M.</b>	<b>ESPN</b>

## SUNDAY, FEB. 12

Iowa at Minnesota	1 p.m.	FS1
Michigan State at Ohio State	1 p.m.	CBS
Purdue at Northwestern	2 p.m.	BTN

All times listed in ET.

INDIANA VS. RUTGERS SERIES HISTORY

12/28/80	W	55-50	Honolulu	2/05/18	W	65-43	Piscataway	1/24/21	L	70-74	Bloomington
1/31/15	W	72-64	Bloomington	3/01/18	L	69-76	New York	2/24/21	L	63-74	Piscataway
2/22/15	W	84-54	Piscataway	1/30/19	L	58-66	Piscataway	3/11/21	L	50-61	Indianapolis
12/30/15	W	79-72	Piscataway	3/10/19	W	89-73	Bloomington	3/2/22	L	63-66	Bloomington
1/15/17	W	76-57	Bloomington	1/15/20	L	50-59	Piscataway	12/3/22	L	48-63	Piscataway

INDIANA AT RUTGERS BOX SCORE & GAME NOTES

NCAA

Indiana - 48

Record: 7-1 (6-1)

Official Basketball Box Score - Final

Indiana at Rutgers

12/03/22 Jersey Mike's Arena, Piscataway

2022-23 Men's Basketball

Game Time: 4:00 PM

Game Duration: 2:15

Attendance: 8,000

Officials: Brian Dorsey, Bill Elk, Katy Pfeiler

NO.	Name	Min	FG	3P	FT	Rebounds	Fouls	TP	AS	TO	ST	Blocks	+/-
			M/A	M/A	M/A	OR DR TOT	PF FO					BS BA	
12	Miller Kopp	F 34:59	8-12	5-9	0-0	3 0 3	1 3 21	0	0	0	0	0 0	-13
23	Trayce Jackson-Davis	F 35:18	5-11	0-0	3-6	2 8 10	5 5 13	2	4	0	4	2 16	
25	Race Thompson	F 17:18	0-4	0-3	0-0	1 5 6	2 0 0	0	2	0	0	0 0	-12
0	Xavier Johnson	G 34:22	2-11	1-4	3-4	0 1 1	4 6 8	4	6	4	6	4 0 1	-12
32	Trey Galloway	G 30:28	0-3	0-2	0-2	2 3 5	3 2 0	1	0	1	0	1 0	-1
5	Malik Reneau	14:53	1-2	0-0	0-0	1 2 3	4 1 2	1	1	0	1	1 3	
53	Tamar Bates	17:20	1-7	0-3	0-0	0 4 4	1 0 2	1	0	0	0	0 0	-15
22	Jordan Geronimo	11:38	0-5	0-3	2-2	0 0 0	0 1 2	0	0	0	0	0 1	-6
11	CJ Gunn	02:07	0-1	0-1	0-0	0 0 0	0 0 0	0	0	1	0	0 0	-3
10	Kaleb Banks	01:37	0-0	0-0	0-0	0 0 0	0 0 0	0	0	0	0	0 0	0
Team						0 1 1				0			
Totals			17-56	6-25	8-14	9 24 33	20 18 48	9	14	5	5	5 15	

Technical Fouls: NONE

Rutgers - 63

Record: 6-2 (1-0)

NO.	Name	Min	FG	3P	FT	Rebounds	Fouls	TP	AS	TO	ST	Blocks	+/-
			M/A	M/A	M/A	OR DR TOT	PF FO					BS BA	
3	Mawot Mag	F 31:36	3-7	0-2	1-3	2 7 9	3 5 7	0	3	1	2	1 28	
5	Aundre Hyatt	F 25:16	5-12	1-6	0-0	1 2 3	0 1 11	2	0	0	0	1 16	
11	Clifford Omoruyi	C 19:48	1-6	0-1	4-6	2 7 9	5 5 6	1	3	2	1	2 0	
10	Cam Spencer	G 16:36	1-5	1-3	0-0	0 1 1	2 0 3	2	1	0	0	0 0	-9
22	Caleb McConnell	G 36:50	4-12	2-4	6-6	5 5 10	1 4 16	0	3	2	0	0 0	16
21	Dean Reiber	12:17	0-0	0-0	0-0	0 2 2	1 0 0	1	0	0	0	0 0	15
0	Derek Simpson	26:00	5-13	2-5	2-4	1 3 4	1 4 14	1	1	2	0	1 24	
4	Paul Mulcahy	23:42	3-4	0-0	0-0	0 2 2	3 1 6	4	2	0	1	0 9	
13	Antwone Woolfolk	07:55	0-1	0-0	0-0	1 1 2	2 0 0	0	0	0	0	1 0	0
Team						5 0 5				0			
Totals			22-60	6-21	13-19	17 30 47	18 20 63	11	13	7	5	5 15	

Technical Fouls: NONE

Shooting By Period

1st FG% 8-23 32.6%

3PT% 3-13 23.1%

FT% 5-10 50%

2nd FG% 9-28 32.1%

3PT% 3-12 25.0%

FT% 3-4 75%

GM FG% 17-56 30.4%

3PT% 6-25 24.0%

FT% 8-14 57.1%

Dead Ball Rebounds: 6.0

Shooting By Period

1st FG% 12-37 32.4%

3PT% 3-13 23.1%

FT% 4-4 100%

2nd FG% 10-23 43.5%

3PT% 3-8 37.5%

FT% 9-15 60%

GM FG% 22-60 36.7%

3PT% 6-21 28.6%

FT% 13-19 68.4%

Dead Ball Rebounds: 3.0

Points from

IND 12

RUTG 13

Turnovers

IND 14

RUTG 24

Second Chance

IND 14

RUTG 17

Fast Breaks

IND 3

RUTG 7

Bench

IND 6

RUTG 20

Period by Period Scoring

1st 2nd TOT

IND 24 24 48

RUTG 31 32 63

Biggest lead

IND 3 (1st 19:04)

RUTG 15 (2nd 8:03)

Best Scoring Run

IND 9 (2nd 13:56)

RUTG 17 (2nd 8:03)

Lead Changes

IND 5

RUTG 5

Times Tied

IND 4

RUTG 4

Time with Lead

IND 02:41

RUTG 33:55

POSTGAME NOTES

- No. 10/8 Indiana (7-1, 0-1 B1G) lost by a score of 63-48 at Rutgers (5-2, 1-0 B1G) on Saturday evening at Jersey Mike's Arena in Piscataway, N.J.
- IU held the Scarlet Knights to 22-of-60 (36.7%) shooting from the floor. The Hoosiers have held seven of eight opponents this season to under 40.0% shooting from the floor.
- Indiana blocked five shots in the game, the sixth-straight game with at least five blocks. IU entered the game ninth in the country with 6.0 blocks per game.
- Fifth-year senior Miller Kopp matched his career high with five made 3-point shots. He tallied a team-high 21 points to go along with three rebounds.
- For Kopp, the game marked his 10th career 20-point outing and his second as a Hoosier. It was also his eighth career game with at least three made 3-point attempts.
- Senior Trayce Jackson-Davis recorded his 35th career double-double with 13 points and 10 rebounds. He added a team-high four blocks.
- Fifth-year senior Xavier Johnson scored eight points to go along with four assists and one rebound. Johnson added four steals.
- Sixth-year senior Race Thompson grabbed six rebounds in 17 minutes of run.
- Junior Trey Galloway earned his first start of the season and the 11th of his career. He contributed five rebounds and a steal.
- Freshman Malik Reneau recorded two points, three rebounds, one assist, and one block off the bench.
- Sophomore Tamar Bates added two points, four rebounds, and one assist.
- Junior Jordan Geronimo knocked down a pair of free throws in the game.
- Freshman Kaleb Banks and freshman CJ Gunn each saw two minutes of run.



Fifth-year senior **Miller Kopp** matched his career high with five made 3-point shots in Indiana's 63-48 loss at Rutgers on Dec. 3, 2022. He tallied a team-high 21 points to go along with three rebounds.



LAST TIME OUT (INDIANA 79, PURDUE 74)

Purdue - 74

Record: 22-2 (11-2)

NO.	Name		Min	FG		3P		FT		Rebounds			Fouls		TP	AS	TO	ST	Blocks		+/-
				M-A	M-A	M-A	M-A	OR	DR	TOT	PF	FD	BS	BA							
1	Caleb Furst	F	24:02	2-4	1-2	1-2	2	2	4	3	2	6	2	1	0	0	0	0	0	6	
15	Zach Edey	C	31:40	15-19	0-0	3-4	10	8	18	3	7	33	2	5	0	3	0	3	0	3	
2	Fletcher Loyer	G	30:51	4-12	1-6	3-4	1	1	2	3	2	12	2	2	0	0	1	0	1	-4	
3	Braden Smith	G	37:20	1-8	0-1	2-4	0	2	2	2	3	4	6	1	3	0	2	-2			
25	Ethan Morton	G	20:38	1-2	0-1	0-0	2	0	2	2	0	2	2	0	0	0	0	0	0	0	
5	Brandon Newman		14:31	1-2	1-2	0-0	0	1	1	1	1	3	0	1	0	0	0	0	0	-3	
0	Mason Gillis		14:39	2-5	1-3	0-0	0	4	4	2	0	5	0	3	0	0	1	-11			
14	David Jenkins Jr.		16:40	2-3	2-3	0-1	0	1	1	0	3	6	1	2	0	0	0	0	0	-6	
4	Trey Kaufman-Renn		09:39	1-2	0-0	1-2	0	2	2	0	1	3	0	1	1	0	1	0	1	-8	
Team							2	0	2			0		0							
Totals				29-57	6-18	10-17	17	21	38	16	19	74	15	16	4	3	5	-5			

Technical Fouls::NONE

Shooting By Period			
1 <sup>st</sup>	FG%	12-25	48.0%
	3PT%	2-7	28.6%
	FT%	9-15	60%
2 <sup>nd</sup>	FG%	17-32	53.1%
	3PT%	4-11	36.4%
	FT%	1-2	50%
GM	FG%	29-57	50.9%
	3PT%	6-18	33.3%
	FT%	10-17	58.8%

Dead Ball Rebounds: 4, 0

Indiana - 79

Record: 16-7 (7-5)

NO.	Name		Min	FG		3P		FT		Rebounds			Fouls		TP	AS	TO	ST	Blocks		+/-	
				M-A	M-A	M-A	M-A	OR	DR	TOT	PF	FD	BS	BA								
12	Miller Kopp	F	28:46	2-3	2-3	0-0	0	2	2	3	1	6	1	0	2	0	0	0	0	5		
23	Trayce Jackson-Davis	F	38:39	9-19	0-0	7-9	1	6	7	3	9	25	1	3	1	5	1	3				
25	Race Thompson	F	21:50	1-2	0-0	4-4	2	2	4	4	2	6	2	1	1	0	0	3				
1	Jalen Hood-Schifino	G	31:14	8-15	0-1	0-0	0	0	0	2	1	16	4	1	2	0	1	4				
32	Trey Galloway	G	34:03	4-8	1-3	2-2	0	1	1	2	1	11	0	1	3	0	1	5				
5	Malik Reneau		19:31	3-3	0-0	2-2	2	2	4	2	1	8	1	0	1	0	0	4				
53	Tamar Bates		19:22	1-3	1-3	0-0	0	0	0	2	0	3	1	1	1	0	0	0				
10	Kaleb Banks		06:35	2-4	0-0	0-1	3	0	3	1	1	4	1	0	0	0	0	1				
Team										0	1	1	0		1							
Totals				30-57	4-10	15-18	8	14	22	19	16	79	11	8	11	5	3	5				

Technical Fouls::NONE

Shooting By Period			
1 <sup>st</sup>	FG%	18-29	62.1%
	3PT%	4-7	57.1%
	FT%	10-12	83.3%
2 <sup>nd</sup>	FG%	12-28	42.9%
	3PT%	0-3	0.0%
	FT%	5-6	83.3%
GM	FG%	30-57	52.6%
	3PT%	4-10	40.0%
	FT%	15-18	83.3%

Dead Ball Rebounds: 1, 0

	PU	IU
Biggest lead	1 (1 <sup>st</sup> 18:59)	16 (1 <sup>st</sup> 2:38)
Best Scoring Run	6 (2 <sup>nd</sup> 9:35)	10 (1 <sup>st</sup> 11:57)
Lead Changes	4	
Times Tied	0	
Time with Lead	00:35	39:11

Points from	PU	IU
Turnovers	8	20
Paint	44	40
Second Chance	12	8
Fast Breaks	8	12
Bench	17	15

Period by Period Scoring			
	1st	2nd	TOT
PU	35	39	74
IU	50	29	79



2022-23 SEASON STATS (ALL GAMES)

Game Records

Record	Overall	Home	Away	Neutral
ALL GAMES	16-7	12-1	3-5	1-1
CONFERENCE	7-5	5-1	2-4	0-0
NON-CONFERENCE	9-2	7-0	1-1	1-1

Score by Periods

Team	1st	2nd	OT	TOT
Indiana	860	925	0	1785
Opponents	743	812	0	1555

Team Box Score

No.	Player				Total		3-Point		F-Throw		Rebounds													
		GP-GS	MIN	AVG	FG-FGA	FG%	3FG-3FGA	3FG%	FT-FTA	FT%	OFF	DEF	TOT	AVG	PF	DQ	A	TO	BLK	STL	PTS	AVG		
23	JACKSON-DAVIS, Trayce	20-20	653:44	32.7	156-271	.576	0-0	.000	84-119	.706	63	157	220	11.0	33	2	67	46	63	11	396	19.8		
1	HOOD-SCHIFINO, Jalen	20-20	622:16	31.1	95-225	.422	28-68	.412	31-45	.689	8	71	79	4.0	46	0	85	56	2	21	249	12.5		
0	JOHNSON, Xavier	11-11	276:33	25.1	34-82	.415	10-27	.370	31-39	.795	2	34	36	3.3	24	0	54	31	0	13	109	9.9		
12	KOPP, Miller	23-23	655:27	28.5	64-129	.496	40-90	.444	13-15	.867	7	45	52	2.3	42	0	23	12	3	15	181	7.9		
53	BATES, Tamar	23-2	511:44	22.2	64-143	.448	31-76	.408	18-19	.947	8	38	46	2.0	45	0	31	19	2	10	177	7.7		
25	THOMPSON, Race	19-18	418:49	22.0	55-117	.470	8-32	.250	26-36	.722	29	73	102	5.4	34	0	23	17	23	14	144	7.6		
32	GALLOWAY, Trey	20-13	510:30	25.5	52-96	.542	20-40	.500	25-35	.714	14	44	58	2.9	39	0	35	16	2	11	149	7.5		
5	RENEAU, Malik	23-3	356:27	15.5	71-124	.573	2-8	.250	23-33	.697	28	59	87	3.8	64	2	22	37	6	13	167	7.3		
22	GERONIMO, Jordan	19-5	286:08	15.1	43-79	.544	5-19	.263	16-26	.615	21	40	61	3.2	38	1	8	16	20	13	107	5.6		
51	DUNCOMB, Logan	9-0	51:18	5.7	12-16	.750	0-0	.000	2-7	.286	5	10	15	1.7	8	0	2	3	5	1	26	2.9		
10	BANKS, Kaleb	16-0	89:47	5.6	15-25	.600	1-3	.333	13-25	.520	6	13	19	1.2	12	0	8	6	1	2	44	2.8		
11	GUNN, CJ	18-0	139:16	7.7	16-51	.314	2-23	.087	2-3	.667	1	9	10	0.6	12	0	7	5	2	10	36	2.0		
3	LEAL, Anthony	9-0	18:33	2.1	0-0	.000	0-0	.000	0-0	.000	0	2	2	0.2	2	0	1	1	0	0	0	0.0		
14	CHILDRESS, Nathan	4-0	06:46	1.7	0-0	.000	0-0	.000	0-0	.000	0	1	1	0.3	1	0	1	0	0	1	0	0.0		
4	SHIPP, Michael	3-0	02:19	0.8	0-0	.000	0-0	.000	0-0	.000	0	0	0	0.0	1	0	0	0	0	0	0	0.0		
13	BURKE, Shaan	1-0	00:12	0.2	0-0	.000	0-0	.000	0-0	.000	0	0	0	0.0	0	0	0	0	0	0	0	0.0		
31	ORBAUGH, Hogan	1-0	00:12	0.2	0-0	.000	0-0	.000	0-0	.000	0	0	0	0.0	0	0	0	0	0	0	0	0.0		
Team											33	31	64					11						
Total		23	4600		677-1358	.499	147-386	.381	284-402	.706	225	627	852	37.0	401	5	367	276	129	135	1785	77.6		
Opponents		23	4600		558-1361	.410	166-505	.329	273-404	.676	230	521	751	32.7	378	8	265	275	65	159	1555	67.6		

Team Statistics

	IND	OPP
Scoring	1785	1555
Points per game	77.6	67.6
Scoring margin	+10.0	-
Field goals-att	677-1358	558-1361
Field goal pct	.499	.410
3 point fg-att	147-386	166-505
3-point FG pct	.381	.329
3-pt FG made per game	6.4	7.2
Free throws-att	284-402	273-404
Free throw pct	.706	.676
F-Throws made per game	12.3	11.9
Rebounds	852	751
Rebounds per game	37.0	32.7
Rebounding margin	+4.4	-
Assists	367	265
Assists per game	16.0	11.5
Turnovers	276	275
Turnovers per game	12.0	12.0
Turnover margin	0.0	-
Assist/turnover ratio	1.3	1.0
Steals	135	159
Steals per game	5.9	6.9
Blocks	129	65
Blocks per game	5.6	2.8
Winning streak	1	-
Home win streak	4	-
Attendance	204833	94707
Home games-Avg/Game	13-15756	8-11838
Neutral site-Avg/Game	-	2-11047

Team Results

Date	Opponent		Score	Att.
11/07/2022	Morehead St.	W	88-53	17222
11/10/2022	Bethune-Cookman	W	101-49	17222
11/18/2022	at Xavier	W	81-79	10586
11/20/2022	vs Miami (OH)	W	86-56	8737
11/23/2022	Little Rock	W	87-68	11829
11/25/2022	Jackson St.	W	90-51	13135
11/30/2022	North Carolina	W	77-65	17222
12/03/2022	at Rutgers	L	48-63	8000
12/07/2022	Nebraska	W	81-65	17222
12/10/2022	vs Arizona	L	75-89	13357
12/17/2022	at Kansas	L	62-84	16300
12/20/2022	Elon	W	96-72	12356
12/23/2022	Kennesaw St.	W	69-55	12978
01/05/2023	at Iowa	L	89-91	11916
01/08/2023	Northwestern	L	83-84	16759
01/11/2023	at Penn St.	L	66-85	8502
01/14/2023	Wisconsin	W	63-45	17222
01/19/2023	at Illinois	W	80-65	15544
01/22/2023	Michigan St.	W	82-69	17222
01/25/2023	at Minnesota	W	61-57	9276
01/28/2023	Ohio St.	W	86-70	17222
01/31/2023	at Maryland	L	55-66	14583
02/04/2023	Purdue	W	79-74	17222





2022-23 BIG TEN CONFERENCE STATS (ALL GAMES)

Game Records

Record	Overall	Home	Away	Neutral
ALL GAMES	7-5	5-1	2-4	0-0
CONFERENCE	7-5	5-1	2-4	0-0
NON-CONFERENCE	0-0	0-0	0-0	0-0

Score by Periods

Team	1st	2nd	OT	TOT
Indiana	432	441	0	873
Opponents	392	442	0	834

Team Box Score

No.	Player	Total					3-Point		F-Throw		Rebounds													
		GP-GS	MIN	AVG	FG-FGA	FG%	3FG-3FGA	3FG%	FT-FTA	FT%	OFF	DEF	TOT	AVG	PF	DQ	A	TO	BLK	STL	PTS	AVG		
23	JACKSON-DAVIS, Trayce	12-12	438:09	36.5	101-187	.540	0-0	.000	55-77	.714	38	121	159	13.3	22	1	51	38	43	7	257	21.4		
1	HOOD-SCHIFINO, Jalen	10-10	332:32	33.3	56-130	.431	17-39	.436	13-20	.650	4	30	34	3.4	28	0	42	25	2	9	142	14.2		
32	GALLOWAY, Trey	12-10	332:01	27.7	37-70	.529	16-32	.500	17-25	.680	7	24	31	2.6	32	0	19	10	0	7	107	8.9		
12	KOPP, Miller	12-12	381:49	31.8	34-63	.540	17-39	.436	5-7	.714	6	25	31	2.6	24	0	12	5	1	9	90	7.5		
53	BATES, Tamar	12-2	267:22	22.3	27-76	.355	16-39	.410	8-9	.889	4	21	25	2.1	20	0	14	6	2	2	78	6.5		
5	RENEAU, Malik	12-0	184:25	15.4	32-50	.640	1-1	1.000	12-14	.857	15	25	40	3.3	39	2	8	12	3	5	77	6.4		
0	JOHNSON, Xavier	2-2	63:35	31.8	4-19	.211	1-7	.143	3-4	.750	0	2	2	1.0	6	0	8	13	0	5	12	6.0		
25	THOMPSON, Race	8-7	151:13	18.9	15-35	.429	1-8	.125	13-15	.867	11	20	31	3.9	16	0	9	9	6	5	44	5.5		
22	GERONIMO, Jordan	9-5	149:22	16.6	20-43	.465	3-9	.333	4-8	.500	13	22	35	3.9	20	1	7	10	9	2	47	5.2		
10	BANKS, Kaleb	8-0	33:17	4.2	5-11	.455	0-1	.000	1-5	.200	6	6	12	1.5	4	0	3	0	0	0	11	1.4		
11	GUNN, CJ	9-0	53:09	5.9	3-17	.176	0-9	.000	2-3	.667	0	1	1	0.1	5	0	0	5	0	2	8	0.9		
3	LEAL, Anthony	5-0	06:13	1.2	0-0	.000	0-0	.000	0-0	.000	0	0	0	0.0	2	0	0	0	0	0	0	0.0		
51	DUNCOMB, Logan	1-0	05:01	5.0	0-0	.000	0-0	.000	0-0	.000	1	0	1	1.0	0	0	0	1	0	1	0	0.0		
14	CHILDRESS, Nathan	1-0	00:12	0.2	0-0	.000	0-0	.000	0-0	.000	0	1	1	1.0	0	0	0	0	0	0	0	0.0		
4	SHIPP, Michael	2-0	01:17	0.6	0-0	.000	0-0	.000	0-0	.000	0	0	0	0.0	1	0	0	0	0	0	0	0.0		
13	BURKE, Shaan	1-0	00:12	0.2	0-0	.000	0-0	.000	0-0	.000	0	0	0	0.0	0	0	0	0	0	0	0	0.0		
31	ORBAUGH, Hogan	1-0	00:12	0.2	0-0	.000	0-0	.000	0-0	.000	0	0	0	0.0	0	0	0	0	0	0	0	0.0		
Team											16	18	34				9							
Total		12	2400		334-701	.476	72-184	.391	133-187	.711	121	316	437	36.4	219	4	173	143	66	54	873	72.8		
Opponents		12	2400		298-707	.421	82-254	.323	156-231	.675	126	276	402	33.5	179	4	135	114	35	83	834	69.5		

Team Statistics

	IND	OPP
Scoring	873	834
Points per game	72.8	69.5
Scoring margin	+3.3	-
Field goals-att	334-701	298-707
Field goal pct	.476	.421
3 point fg-att	72-184	82-254
3-point FG pct	.391	.323
3-pt FG made per game	6.0	6.8
Free throws-att	133-187	156-231
Free throw pct	.711	.675
F-Throws made per game	11.1	13.0
Rebounds	437	402
Rebounds per game	36.4	33.5
Rebounding margin	+2.9	-
Assists	173	135
Assists per game	14.4	11.3
Turnovers	143	114
Turnovers per game	11.9	9.5
Turnover margin	-2.4	-
Assist/turnover ratio	1.2	1.2
Steals	54	83
Steals per game	4.5	6.9
Blocks	66	35
Blocks per game	5.5	2.9
Winning streak	1	-
Home win streak	4	-
Attendance	102869	67821
Home games-Avg/Game	6-17145	6-11304
Neutral site-Avg/Game	-	0-0

Team Results

Date	Opponent		Score	Att.
12/03/2022	at Rutgers	L	48-63	8000
12/07/2022	Nebraska	W	81-65	17222
01/05/2023	at Iowa	L	89-91	11916
01/08/2023	Northwestern	L	83-84	16759
01/11/2023	at Penn St.	L	66-85	8502
01/14/2023	Wisconsin	W	63-45	17222
01/19/2023	at Illinois	W	80-65	15544
01/22/2023	Michigan St.	W	82-69	17222
01/25/2023	at Minnesota	W	61-57	9276
01/28/2023	Ohio St.	W	86-70	17222
01/31/2023	at Maryland	L	55-66	14583
02/04/2023	Purdue	W	79-74	17222





## NCAA RANKINGS (TEAM)

Statistic	National Rank	Conference Rank	Value	National Leader	Value	Conference Leader	Value
Assist/Turnover Ratio (352 ranked)	38	5	1.33	Virginia	1.76	Penn St.	1.70
Assists Per Game (352 ranked)	27	2	16.0	Xavier	21.0	Iowa	16.3
Bench Points per game (352 ranked)	97	1	22.65	Fla. Atlantic	37.46	Indiana	22.65
Blocks Per Game (352 ranked)	8	2	5.6	Utah Valley	6.4	Illinois	5.9
Effective FG pct (352 ranked)	24	2	0.553	Gonzaga	0.582	Penn St.	0.555
Fastbreak Points (352 ranked)	81	3	11.43	TCU	20.70	Rutgers	12.61
Field Goal Percentage (352 ranked)	5	1	49.9	Gonzaga	52.0	Indiana	49.9
Field Goal Percentage Defense (352 ranked)	55	5	41.0	Tennessee	34.3	Rutgers	37.5
Fouls Per Game (352 ranked)	223	14	17.4	Creighton	12.7	Purdue	13.4
Free Throw Attempts Per Game (352 ranked)	210	8	17.5	UTRGV	26.1	Iowa	22.1
Free Throw Percentage (352 ranked)	203	9	70.6	Villanova	82.9	Penn St.	76.9
Free Throws Made Per Game (352 ranked)	206	9	12.3	UTRGV	18.4	Iowa	16.5
Rebound Margin (352 ranked)	55	4	4.4	Purdue	11.7	Purdue	11.7
Rebounds (Defensive) Per Game (352 ranked)	36	3	27.26	Alabama	31.87	Michigan St.	27.57
Rebounds (Offensive) Per Game (352 ranked)	216	8	9.78	Col. of Charleston	14.12	Purdue	12.33
Rebounds Per Game (352 ranked)	72	6	37.04	Alabama	44.87	Purdue	39.33
Scoring Defense (352 ranked)	124	10	67.6	Tennessee	54.6	Rutgers	58.4
Scoring Margin (352 ranked)	33	4	10.0	Houston	20.0	Purdue	13.0
Scoring Offense (352 ranked)	46	2	77.6	Gonzaga	85.7	Iowa	81.5
Steals Per Game (352 ranked)	244	6	5.9	UMES	10.8	Rutgers	9.4
Three Point Attempts Per Game (352 ranked)	332	14	16.8	Cornell	31.0	Penn St.	27.9
Three Point Percentage (352 ranked)	22	2	38.1	Utah St.	41.8	Penn St.	38.5
Three Point Percentage Defense (352 ranked)	146	9	32.9	Tennessee	21.9	Rutgers	29.0
Three Pointers Per Game (352 ranked)	278	11	6.4	Cornell	11.4	Penn St.	10.7
Turnover Margin (352 ranked)	201	10	-0.0	UNLV	6.3	Northwestern	4.4
Turnovers Forced Per Game (352 ranked)	250	8	11.96	Morgan St.	19.04	Rutgers	15.35
Turnovers Per Game (352 ranked)	108	10	12.0	Penn St.	8.6	Penn St.	8.6
Winning Percentage (352 ranked)	63	2	69.6	Fla. Atlantic Purdue	91.7 91.7	Purdue	91.7

## NCAA RANKINGS (INDIVIDUAL)

Statistic	Player	National Rank	Conference Rank	Value	National Leader	Value	Conference Leader	Value
Assist/Turnover Ratio (350 ranked)	Jalen Hood-Schifino Trayce Jackson-Davis	230 253	11 12	1.52 1.46	Moe Odum, Pacific	3.33	Jalen Pickett, Penn St.	3.12
Assists (350 ranked)	Jalen Hood-Schifino	181	7	85	Yuri Collins, Saint Louis	224	Jalen Pickett, Penn St.	153
Assists Per Game (349 ranked)	Jalen Hood-Schifino Trayce Jackson-Davis	111 261	7 12	4.2 3.4	Yuri Collins, Saint Louis	10.2	Jalen Pickett, Penn St.	7.0
Blocks (337 ranked)	Trayce Jackson-Davis Race Thompson Jordan Geronimo	6 206 273	1 12 16	63 23 20	Jamarion Sharp, Western Ky.	97	Trayce Jackson-Davis, Indiana	63
Blocks Per Game (346 ranked)	Trayce Jackson-Davis Race Thompson Jordan Geronimo	3 130 191	1 10 14	3.15 1.21 1.05	Jamarion Sharp, Western Ky.	4.22	Trayce Jackson-Davis, Indiana	3.15
Double Doubles (310 ranked)	Trayce Jackson-Davis	13	2	11	Zach Edey, Purdue	19	Zach Edey, Purdue	19
Field Goal Attempts (343 ranked)	Trayce Jackson-Davis	233	10	271	Antoine Davis, Detroit Mercy	532	Zach Edey, Purdue	322
Field Goal Percentage (337 ranked)	Trayce Jackson-Davis	36	3	57.6	Ryan Kalkbrenner, Creighton	73.3	Zach Edey, Purdue	62.7
Field Goals (346 ranked)	Trayce Jackson-Davis	46	2	156	Antoine Davis, Detroit Mercy	221	Zach Edey, Purdue	202
Free Throw Attempts (337 ranked)	Trayce Jackson-Davis	94	4	119	Drew Pember, UNC Asheville	210	Zach Edey, Purdue	153
Free Throw Percentage (349 ranked)					Walter Clayton Jr., Iona	98.1	Boo Buie, Northwestern	90.2
Free Throws (341 ranked)	Trayce Jackson-Davis	136	4	84	Drew Pember, UNC Asheville	177	Terrence Shannon Jr., Illinois	113
Minutes Per Game (346 ranked)	Trayce Jackson-Davis	260	12	32.41	Daryl Banks III, St. Bonaventure	38.27	Ta'lon Cooper, Minnesota	35.55
Points (341 ranked)	Trayce Jackson-Davis	102	2	396	Antoine Davis, Detroit Mercy	665	Zach Edey, Purdue	516
Points Per Game (349 ranked)	Trayce Jackson-Davis	27	3	19.8	Antoine Davis, Detroit Mercy	26.6	Zach Edey, Purdue	22.4
Rebounds (344 ranked)	Trayce Jackson-Davis	29	3	220	Zach Edey, Purdue	303	Zach Edey, Purdue	303
Rebounds (Defensive) Per Game (348 ranked)	Trayce Jackson-Davis	6	1	7.85	Dillon Jones, Weber St.	10.09	Trayce Jackson-Davis, Indiana	7.85
Rebounds (Offensive) Per Game (347 ranked)	Trayce Jackson-Davis	34	3	3.15	Zach Edey, Purdue	5.65	Zach Edey, Purdue	5.65
Rebounds Per Game (348 ranked)	Trayce Jackson-Davis	6	2	11.0	Oscar Tshiebwé, Kentucky	13.6	Zach Edey, Purdue	13.2
Steals (333 ranked)					Kellen Tynes, Maine	71	Chase Audige, Northwestern	58
Steals Per Game (344 ranked)					Kellen Tynes, Maine	3.09	Chase Audige, Northwestern	2.64
Three Point Attempts (331 ranked)					Antoine Davis, Detroit Mercy	275	Andrew Funk, Penn St.	166
Three Point Percentage (100 ranked)					Wheza Panzo, Stetson	51.2	Andrew Funk, Penn St.	40.4
Three Pointers Per Game (346 ranked)					Antoine Davis, Detroit Mercy	4.56	Andrew Funk, Penn St.	3.05
Total 3-point FGM (346 ranked)					Antoine Davis, Detroit Mercy	114	Andrew Funk, Penn St.	67
Triple Doubles (1 ranked)	Trayce Jackson-Davis	1	1	1	20 players tied	1	Coleman Hawkins, Illinois Jalen Pickett, Penn St. Trayce Jackson-Davis, Indiana	1 1 1



## 2022-23 BOX SCORES

## Indiana 88, Morehead State 53



Official Basketball Box Score - Final  
**Morehead State at Indiana**  
11/10/22 Simon Skjott Assembly Hall, Bloomington, Ind.  
2022-23 Men's Basketball

Game Time: 7:00 PM  
Game Duration: 1:51  
Attendance: 17,222

Officials: Edwin Young, Lewis Garrison, Tariq Lucas

Morehead State - 53

Record: 0-1

NO. Name	Min	FG	3P	FT	Rebounds	Fouls	TP	AS	TO	ST	Blocks	+/-
		M-A	M-A	M-A	OR DR TOT	PF FD					BS BA	
45 Alex Gross	25:57	3-6	0-0	2-2	0 3 3	2 3 8	0	2	0	1	0	-14
0 Mark Freeman	13:35	5-7	3-4	1-1	0 3 3	0 3 14	0	2	0	0	0	-9
3 Drew Thelwell	29:29	4-12	3-10	0-0	0 4 4	1 3 11	4	1	0	0	0	-26
5 Brandon Maughmer	25:42	1-3	0-1	1-2	0 1 1	0 1 3	1	4	1	0	0	-33
24 Jake Wolfe	25:35	4-8	1-3	0-0	1 0 1	5 0 9	2	5	1	0	0	-26
1 Tucson Redding	25:55	1-7	1-5	0-0	0 2 2	2 1 3	0	1	1	0	0	-20
22 LJ Bryan	14:03	1-1	0-0	0-0	2 1 3	4 1 2	1	0	0	0	0	-21
15 Kall Thomas	25:44	0-7	0-6	0-0	1 4 5	1 0 0	0	4	1	0	0	-21
11 Trent Scott	14:00	1-3	1-1	0-0	2 1 3	3 0 3	0	0	1	0	0	-5
Team					1 2 3	0 0 0						
Totals	20:54	9-30	4-5	7-21	28 19 12	53 8 21	4	1	4	3	5	

Technical Fouls:Coach 2<sup>nd</sup>11:01

Shooting By Period
1 <sup>st</sup> FG% 11-27 40.7%
3PT% 6-19 31.6%
FT% 1-1 100%
2 <sup>nd</sup> FG% 9-27 33.3%
3PT% 3-11 27.3%
FT% 3-4 75%
GM FG% 20-54 37.0%
3PT% 9-30 30.0%
FT% 4-5 80.0%

Dead Ball Rebounds: 1-0

Indiana - 88

Record: 1-0

NO. Name	Min	FG	3P	FT	Rebounds	Fouls	TP	AS	TO	ST	Blocks	+/-
		M-A	M-A	M-A	OR DR TOT	PF FD					BS BA	
12 Miller Kopp	21:42	2-4	2-2	2-2	0 3 3	1 0 8	0	0	0	0	0	13
23 Trayce Jackson-Davis	16:48	6-11	0-0	3-5	2 5 7	0 6 15	2	0	2	1	1	5
25 Race Thompson	16:43	4-8	1-3	0-0	0 2 2	0 0 2	9	2	1	0	0	5
0 Xavier Johnson	20:22	2-3	0-0	0-0	0 1 1	3 0 4	3	2	1	0	0	11
1 Jalen Hood-Schifino	26:55	3-4	0-0	1-4	0 2 2	1 3 7	4	2	1	0	0	28
5 Malik Reneau	17:25	6-8	0-1	3-6	0 5 5	4 6 15	1	3	1	2	0	23
53 Tamar Bates	22:48	4-6	1-3	0-0	0 2 2	1 0 9	2	0	2	0	0	29
22 Jordan Geronimo	15:47	5-7	0-1	0-0	1 1 2	1 1 10	0	2	1	0	0	30
32 Trey Galloway	15:07	0-0	0-0	2-2	1 2 3	0 1 2	1	0	0	0	0	15
11 CJ Gunn	05:52	1-3	0-1	0-0	0 0 0	0 0 0	2	0	0	0	0	7
51 Logan Duncomb	05:52	1-3	0-0	0-0	1 0 1	1 0 2	0	0	0	0	1	7
3 Anthony Leal	03:37	0-0	0-0	0-0	0 0 0	0 0 0	0	0	0	0	0	1
10 Kaleb Banks	02:00	0-0	0-0	1-2	0 1 1	5 1 0	0	0	0	0	0	1
14 Nathan Childress	01:25	0-0	0-0	0-0	0 0 0	0 0 0	0	0	0	0	0	0
Team					1 2 3	0 0 0						
Totals	36:59	4-11	12-21	6-27	33 12 18	88 16 10	9	4	1	3	5	

Technical Fouls:NONE

Shooting By Period
1 <sup>st</sup> FG% 18-30 60.0%
3PT% 1-4 25.0%
FT% 4-10 40%
2 <sup>nd</sup> FG% 18-29 62.1%
3PT% 3-7 42.9%
FT% 8-11 72.7%
GM FG% 36-59 61.0%
3PT% 4-11 36.4%
FT% 12-21 57.1%

Dead Ball Rebounds: 5-0

	MSU	IU
Biggest lead	1 (1 <sup>st</sup> 19:09)	37 (2 <sup>nd</sup> 1:22)
Best Scoring Run	8 (1 <sup>st</sup> 12:00)	13 (1 <sup>st</sup> 4:16)
Lead Changes	4	
Times Tied	1	
Time with Lead	01:22	37:47

Points from	MSU	IU
Turnovers	9	29
Paint	18	52
Second Chance	11	11
Fast Breaks	7	16
Bench	8	45

Period by Period Scoring			
	1st	2nd	TOT
MSU	29	24	53
IU	41	47	88

## Indiana 101, Bethune-Cookman 49



Official Basketball Box Score - Final  
**Bethune-Cookman at Indiana**  
11/10/22 Simon Skjott Assembly Hall, Bloomington  
2022-23 Men's Basketball

Game Time: 8:30 PM  
Game Duration: 1:57  
Attendance: 17,222

Officials: RJ Carstensen, Rob Kueneman, Steve McJunkins

Bethune-Cookman - 49

Record: 0-2

NO. Name	Min	FG	3P	FT	Rebounds	Fouls	TP	AS	TO	ST	Blocks	+/-
		M-A	M-A	M-A	OR DR TOT	PF FD					BS BA	
22 Dylan Robertson	30:44	4-5	0-0	0-0	0 3 3	3 0 8	0	1	1	0	0	-35
3 Marcus Garrett	30:14	4-10	1-3	1-2	1 1 2	2 3 10	4	2	0	0	0	-35
5 Damani McEntire	24:17	2-5	0-1	0-0	1 1 2	4 2 4	2	4	3	0	0	-30
12 Kevin Davis	31:59	3-5	1-3	0-0	0 1 1	4 0 7	0	2	1	0	0	-5
30 Joe French	33:19	5-13	0-3	1-1	0 3 3	0 1 11	0	3	1	0	1	-40
23 Derrick Carter-Hollinger	14:42	0-0	0-0	0-0	1 0 1	4 2 0	0	1	0	0	0	-23
1 Zion Harmon	23:12	2-11	1-4	1-2	0 2 2	1 3 6	2	1	0	1	0	-36
2 Lukas Gudavicius	08:29	0-0	0-0	2-4	0 0 0	1 3 2	0	1	0	0	0	-16
32 Elijah Hulsewe	16:56	0-1	0-0	1-4	0 3 3	2 4 1	0	1	0	1	0	29
4 Kuon Kuon	03:19	0-1	0-1	0-0	0 0 0	0 0 0	0	0	0	1	0	-6
0 Jayson Matthews	02:09	0-0	0-0	0-0	0 0 0	0 0 0	0	0	0	0	0	-4
15 Simeon Womack	00:40	0-0	0-0	0-0	0 0 0	0 0 0	0	0	0	0	0	-1
Team					2 0 2	0 0 3						
Totals	20:51	3-15	6-13	5-14	19 21 18	49 8 19	7	1	2	5	2	

Technical Fouls:NONE

Shooting By Period
1 <sup>st</sup> FG% 10-25 40.0%
3PT% 3-9 33.3%
FT% 0-0 0%
2 <sup>nd</sup> FG% 10-26 38.5%
3PT% 0-6 0.0%
FT% 6-13 46.2%
GM FG% 20-51 39.2%
3PT% 3-15 20.0%
FT% 6-13 46.2%

Dead Ball Rebounds: 4-0

Indiana - 101

Record: 2-0

NO. Name	Min	FG	3P	FT	Rebounds	Fouls	TP	AS	TO	ST	Blocks	+/-
		M-A	M-A	M-A	OR DR TOT	PF FD					BS BA	
12 Miller Kopp	18:22	4-7	4-6	0-0	0 1 1	0 1 12	2	1	0	0	0	17
23 Trayce Jackson-Davis	21:06	9-10	0-0	3-3	6 0 6	0 5 21	2	0	0	0	0	17
25 Race Thompson	19:17	1-5	0-2	0-0	1 3 4	0 1 2	0	0	1	1	0	0
0 Xavier Johnson	18:43	1-3	1-1	4-4	0 4 4	3 4 7	6	2	1	0	1	21
1 Jalen Hood-Schifino	28:01	2-8	0-5	4-5	0 5 5	1 4 8	8	3	2	0	0	34
5 Malik Reneau	15:39	4-6	1-1	0-0	0 4 4	1 1 9	2	3	0	1	0	24
32 Trey Galloway	10:56	3-5	2-4	2-2	1 2 3	2 1 10	1	0	1	0	0	31
53 Tamar Bates	22:36	2-5	1-4	0-0	0 2 2	2 0 5	4	2	1	0	0	30
22 Jordan Geronimo	12:00	4-5	1-1	2-2	1 3 4	3 1 11	0	0	2	0	0	22
11 CJ Gunn	07:58	2-2	0-0	0-0	0 0 0	2 0 4	0	0	1	0	0	14
10 Kaleb Banks	05:59	1-2	0-0	6-6	0 1 1	3 3 8	1	0	1	0	0	11
51 Logan Duncomb	05:59	2-2	0-0	0-0	1 3 4	1 0 4	0	0	1	0	0	11
3 Anthony Leal	02:42	0-0	0-0	0-0	0 0 0	0 0 0	0	0	1	0	0	5
14 Nathan Childress	02:42	0-0	0-0	0-0	0 0 0	0 0 0	0	1	0	0	0	4
Team					2 1 3	0 0 0						
Totals	35:00	10-24	21-22	12-29	41 18 21	101 27 13	10	2	1	5	2	

Technical Fouls:Gunn 2<sup>nd</sup>3:26

	BCU	IU
Biggest lead	1 (1 <sup>st</sup> 14:57)	53 (2 <sup>nd</sup> 0:27)
Best Scoring Run	6 (2 <sup>nd</sup> 19:19)	15 (1 <sup>st</sup> 7:58)
Lead Changes	2	
Times Tied	0	
Time with Lead	00:12	39:31

	Points from	BCU	IU
(7)	Turnovers	11	29
(3)	Paint	26	42
	Second Chance	5	13
	Fast Breaks	3	33
	Bench	9	51

Period by Period Scoring			
	1st	2nd	TOT
BCU	23	26	49
IU	49	52	101

## Indiana 81, Xavier 79



Official Basketball Box Score - Final  
**Indiana at Xavier**  
11/18/22 Cintas Center, Cincinnati  
2022-23 Men's Basketball

Game Time: 6:00 PM  
Game Duration: 2:16  
Attendance: 10,586

Officials: Larry Sciotto, Don Daly, Terry Oglesby

Indiana - 81

Record: 3-0

NO. Name	Min	FG	3P	FT	Rebounds	Fouls	TP	AS	TO	ST	Blocks	+/-
		M-A	M-A	M-A	OR DR TOT	PF FD					BS BA	
12 Miller Kopp	28:22	2-8	1-4	2-2	0 0 0	4 1 7	1	2	1	0	1	2
23 Trayce Jackson-Davis	36:46	13-16	0-0	4-6	4 5 6	1 5 30	2	3	0	3	0	8
25 Race Thompson	22:10	2-7	0-4	1-2	3 2 8	2 5 2	2	0	1	3	0	-3
0 Xavier Johnson	28:58	7-8	2-2	7-10	0 7 7	4 8 23	2	4	1	0	0	9
1 Jalen Hood-Schifino	29:04	1-9	1-1	0-0	0 5 5	0 1 3	4	1	2	0	1	-7
5 Malik Reneau	15:48	5-9	0-1	2-4	3 3 6	4 2 12	1	0	1	0	2	4
53 Tamar Bates	11:04	0-0	0-0	0-0	0 1 1	3 0 0	0	0	1	0	0	-3
32 Trey Galloway	22:32	0-1	0-0	0-0	1 1 2	1 1 4	0	0	0	1	1	5
22 Jordan Geronimo	05:16	0-0	0-0	1-2	0 1 1	1 1 0	0	0	0	0	0	-5
Team					1 0 1	0 0 0						
Totals	30:58	4-12	17-26	12-25	37 20 21	81 16 11	6	7	5	2	2	

Technical Fouls:Johnson 1<sup>st</sup>2:53Reneau 2<sup>nd</sup>14:06

Shooting By Period
1 <sup>st</sup> FG% 15-33 45.5%
3PT% 2-7 28.6%
FT% 6-9 66.7%
2 <sup>nd</sup> FG% 15-25 60.0%
FT% 11-17 64.7%
GM FG% 30-58 51.7%
3PT% 4-12 33.3%
FT% 17-26 65.4%

Dead Ball Rebounds: 4-0

Xavier - 79


Record: 3-1

NO. Name	Min	FG M-A	3P M-A	FT M-A	Rebounds OR DR TOT	Fouls PF FD	TP	AS	TO	ST	Blocks BS BA	+/-
24 Jack Nunge	F 32:02	5-14	0-1	4-5	4 4 8	0 3 14	0	0	0	0	1	-7
32 Zach Freemantle	F 7:11	0-0	1-2	2-4	6 4 4	15 3 3	1	1	2	-1		
0 Souley Boum	G 24:55	3-7	3-4	6-8	1 4 5	4 3 15	3	0	0	1	5	
3 Colby Jones	G 35:56	4-11	0-3	5-6	2 5 7	5 6 13	6	2	3	2	-1	-2
15 KyKy Tandy	G 15:15	3-6	1-3	0-1	0 1 1	0 1 7	1	1	1	1	0	-12
5 Adam Kunkel	26:00	5-11	3-5	0-0	0 0 0	3 0 13	3	1	1	0	2	-2
1 Desmond Claude	16:00	1-4	0-1	0-0	1 0 1	3 0 2	2	2	1	2	0	-3
22 Diorante Miles	07:02	0-0	0-0	0-0	0 0 0	1 1 0	0	0	0	1	0	-5
2 Jerome Hunter	04:13	0-0	0-0	0-0	0 0 0	1 0 0	0	0	0	0	0	-5
12 Kam Craft	00:49	0-0	0-0	0-0	0 0 0	0 0 0	0	0	0	0	0	-2
Team					3 3 6		0	0				
Totals		28-64	7-17	16-22	13 21 34	21 18 79	18	12	8	5	7	-2



## 2022-23 BOX SCORES

## Indiana 87, Little Rock 68

		Official Basketball Box Score - Final																Game Time: 6:30 PM	
		Little Rock at Indiana																Game Duration: 1:59	
		11/23/22 Simon Skjold Assembly Hall, Bloomington, Ind.																Attendance: 11,829	
		2022-23 Men's Basketball																Officials: James Breeding, Lewis Garrison, Edwin Young	
Little Rock - 68		Record: 2-4																	
NO. Name	Min	FG	3P	FT	Rebounds	Fouls	TP	AS	TO	ST	Blocks	+/-	Shooting By Period						
		M	A	M	A	O	R	D	T	P	F	F	BS	BA					
1 DeAntoni Gordon	F 31:21	5-7	0-0	1-2	1 3 4	3 2	11	1	0	1	0	-17	1st	FG%	11-32 34.4%				
22 Nigel John	F 19:34	1-3	0-0	2-2	1 2 3	2 2	4	1	2	0	2	-17	3PT%	4-4 100%					
2 D.J. Smith	G 40:00	5-13	4-10	6-8	1 2 3 4	5 20	1	2	0	0	2	-19	2nd	FG%	11-34 32.4%				
3 Isaiah Palermo	G 06:45	1-3	0-1	1-1	0 2 2	0 1	3	0	1	0	0	-9	3PT%	3-11 27.3%					
15 Myron Gardner	G 29:14	5-15	0-1	4-5	3 6 9	2 4	14	6	4	1	0	-4	FT%	13-20 65%					
10 Chris Walker	23:52	2-8	2-6	3-4	5 3 8	1 4	9	0	0	1	0	-6	GM FG%	22-66 33.3%					
5 CJ White	12:02	0-2	0-1	0-0	0 0 0	3 0	0	1	0	1	0	-4	3PT%	7-25 28.0%					
11 Ethan Speaker	05:38	1-1	0-0	0-1	0 0 0	4 1	2	0	1	0	0	-2	FT%	17-24 70.8%					
12 Jordan Jefferson	29:10	1-13	1-6	0-0	1 1 2	0 3	1	0	0	0	1	-12	Dead Ball Rebounds: 3.0						
21 Ante Beljan	02:24	1-1	0-0	0-1	0 0 0	0 1	2	0	0	0	0	-2							
Team					2 1 3	0	2												
Totals		22-66	7-25	17-24	14 20 34	21 20	68	11	12	4	2	11	-19						
Technical Fouls: NONE																			

Indiana - 87		Record: 5-0													Shooting By Period		
NO. Name	Min	FG	3P	FT	Rebounds	Fouls	TP	AS	TO	ST	Blocks	+/-					
		M-A	M-A	M-A	OR	DR	PF	FF	TS		BS	BA					
5 Malik Reneau	F 18:07	5-10	0-0	0-1	3	3	6	4	2	10	3	2	1	0	2	0	
12 Miller Kopp	F 26:55	3-6	3-6	0-0	2	3	3	3	1	9	1	0	1	1	0	17	
25 Race Thompson	F 29:38	7-8	0-1	6-6	2	6	8	2	6	20	0	0	0	2	0	17	
0 Xavier Johnson	G 28:46	3-6	1-1	2-2	0	4	4	1	8	9	10	0	0	0	0	13	
1 Jalen Hood-Schifino	G 28:53	6-13	1-4	0-0	0	7	7	2	0	13	3	5	1	0	0	5	
53 Tamar Bates	24:12	2-4	0-2	4-4	0	1	1	1	1	8	1	0	0	0	0	16	
22 Jordan Geronimo	17:03	5-6	1-2	0-0	1	1	2	3	0	11	0	2	0	5	0	15	
11 CJ Gunn	11:14	1-4	0-1	0-0	0	1	1	0	0	2	0	0	0	1	0	6	
51 Logan Duncomb	07:21	2-2	0-0	0-0	0	3	3	3	0	4	0	0	0	1	0	6	
10 Kaleb Banks	07:51	0-0	0-0	1-6	0	3	3	1	3	1	0	2	0	1	0	0	
Team					1	2	3	0	0	0							
Totals		34-59	6-17	13-19	7	34	41	20	87	18	13	3	11	2	19		
Technical Fouls: NONE																	

	LR	IU							
Biggest lead	0 (1 <sup>st</sup> 20:00)	23 (2 <sup>nd</sup> 4:03)							
Best Scoring Run	8 (1 <sup>st</sup> 1:57)	10 (2 <sup>nd</sup> 7:41)							
Lead Changes									
Times Tied	0								
Time with Lead	00:00	38:52							
			Points from	LR	IU	Period by Period Scoring			
			Turnovers	14	14		1st	2nd	TOT
			Paint	22	52	LR	30	38	68
			Second Chance	21	12				
			Fast Breaks	6	11				
			Bench	16	26	IU	39	48	87

## Indiana 90, Jackson State 51



Official Basketball Box Score - Final

Jackson State at Indiana

11/25/22 Simon Skjold Assembly Hall, Bloomington, IN

2022-23 Men's Basketball

Game Time: 12:30 PM

Game Duration: 1:50

Attendance: 13,135

Officials: Chris Beaver, Tariq Lucas, Brian McNeil

Jackson State - 51

Record: 0-5

NO. Name	Min	FG		3P	FT	Rebounds		Fouls		TP	AS	TO	ST	Blocks		+/-
		M-A	M-A	M	A	OR	DR	PF	FF					BS	BA	
3 Trace Young	F 22:55	5-13	2-8	1-1	3 3 6	2 1	13	1	4	1	4	1	0	0	-23	
13 Romelle Mansel	F 31:08	2-8	1-1	1-4	1 2 3	3 3	6	1	1	0	1	0	1	0	-26	
0 Gabe Watson	G 31:03	3-9	1-5	0-0	0 1 1	1 1	7	1	3	2	1	0	1	0	-25	
2 Ken Evans	G 30:24	4-12	1-3	1-2	1 8 9	1 2	10	2	2	2	2	0	3	0	-28	
10 Chase Adams	G 21:26	2-4	1-1	0-0	0 2 2	1 1	5	1	4	0	1	0	0	0	-27	
31 Jamarcus Jones	14:41	0-0	0-0	2-3	0 2 2	2 3	2	0	1	0	1	0	1	0	-17	GM
4 Coble Young	12:47	0-4	0-4	0-0	0 1 1	0 0	0	0	1	0	0	0	0	0	-22	
32 Treyon Johnson	15:50	0-0	0-0	1-2	1 1 2	2 3	1	0	2	0	0	2	0	0	-24	
1 Zeke Cook	14:58	2-2	0-0	0-0	1 1 2	3 0	4	0	1	1	1	0	0	0	-8	
5 Keivone Hunt	04:48	1-1	0-0	1-1	0 0 0	0 1	3	0	1	1	1	0	0	0	-5	
Team					1 1 2	0	0	0	2							
Totals		19-53	6-22	7-13	8 22 30	15 13	51	6	22	7	3	5	5	-39		

Shooting By Period


1st	FG%	11-26	42.3%
	3PT%	3-12	25.0%
	FT%	3-4	75%
2nd	FG%	8-27	29.6%
	3PT%	3-10	30.0%
	FT%	4-9	44.4%
3rd	FG%	19-53	35.8%
	3PT%	6-22	27.3%
	FT%	7-13	53.8%

Dead Ball Rebounds: 6.0

Indiana - 90		Record: 6-0																				
NO. Name	Min	FG		3P		FT	Rebounds		Fouls		TP	AS	TO	ST	Blocks		+/-	Shooting By Period				
		M-A	M-A	M-A	O		D	O	D	P					F	D		B	S	B	A	1st
12 Miller Kopp	F 16:41	1-2	1-2	1-2	0-0	0	0	0	0	0	0	3	0	1	0	0	0	9	1st	FG%	17-34	50.0%
23 Trayce Jackson-Davis	F 18:37	4-5	0-0	3-4	2-3	5	1	4	11	1	1	1	1	0	0	4	0	4	FG%	5-14	35.7%	
25 Race Thompson	F 17:59	3-4	1-1	0-0	1-3	4	2	1	7	3	0	2	2	1	0	0	0	4	FT%	5-6	83.3%	
0 Xavier Johnson	G 23:37	6-11	4-8	0-0	0	2	2	1	2	16	4	1	2	0	0	20	0	20	2nd	FG%	17-25	68.0%
1 Jalen Hood-Schifino	G 28:16	1-8	0-2	2-2	0	3	3	3	1	4	6	2	0	0	0	29	0	29	FT%	7-10	70%	
5 Malik Reneau	18:53	3-4	0-1	2-2	1	2	3	1	2	8	1	3	1	0	0	23	0	23	GM	FG%	34-59	57.6%
53 Tamar Bates	23:41	8-11	4-6	2-2	1	1	2	1	1	22	4	0	0	0	0	18	0	18	3PT%	10-22	45.5%	
11 CJ Gunn	11:20	1-4	0-1	0-0	0	2	2	0	0	2	1	0	1	0	1	23	0	23	FT%	12-16	75.0%	
22 Jordan Geronimo	20:05	3-4	0-0	0	1	5	6	1	0	6	1	0	2	1	0	34	0	34	Dead Ball Rebounds: 0.1			
10 Kaleb Banks	16:25	2-4	0-1	1-2	0	1	1	1	2	5	2	2	1	0	1	18	0	18				
51 Logan Duncomb	04:26	2-2	0-0	2-4	0	1	1	2	2	2	6	0	0	2	0	11	0	11				
Team						1	2	3	0	0												
Totals		34-59	10-22	12-16	7	25	32	13	15	90	23	10	5	3	3	39	0	39				
Technical Fouls: NONE																						

		Technical Fouls							
	JSU	IU							
Biggest lead	1 (1 <sup>st</sup> 19:26)	39 (2 <sup>nd</sup> 0:08)	Points from Turnovers	JSU	IU	Period by Period Scoring			
Best Scoring Run	7 (1 <sup>st</sup> 0:39)	13 (2 <sup>nd</sup> 16:03)	Paint	18	44	1st	2nd	TOT	
Lead Changes	2		Second Chance	7	11	JSU	28	23	51
Times Tied	1		Fast Breaks	6	24	IU	44	46	90
Time with Lead	00:21	37:17	Bench	10	49				

## Indiana 77, North Carolina 65



Official Basketball Box Score - Final

North Carolina at Indiana

11/30/22 Simon Skjold Assembly Hall, Bloomington, Ind.

2022-23 Men's Basketball

Game Time: 9:15 PM

Game Duration: 2:06

Attendance: 17,222

Officials: Paul Szek, Larry Scottro, Courtney Green

North Carolina - 65

Record: 5-3

NO. Name	Min	FG		3P	FT	Rebounds			Fouls		TP	AS	TO	ST	Blocks			+/-	Shooting By Period			
		M	A			O	D	R	O	P					F	B	B					B
5 Armando Bacot	F 28:28	4	10	0	4	6	5	10	14	4	4	12	0	1	0	1	3	-7	1st FG%	8-28	28.6%	
32 Pete Nance	F 35:25	4	11	1	7	6	0	12	12	4	5	15	1	2	1	1	0	-10	3PT%	4-8	50.0%	
1 Leaky Black	G 30:08	0	2	0	0	0	1	2	3	2	1	0	1	0	0	0	0	-11	FT%	9-14	64.3%	
2 Caleb Love	G 32:36	5	16	2	7	1	2	1	3	0	3	13	1	2	0	0	1	-15	2nd FG%	12-31	38.7%	
4 RJ Davis	G 32:55	4	11	1	2	2	1	6	7	2	1	11	2	3	1	0	0	-9	3PT%	1-10	10.0%	
11 D'Marco Dunn	16:56	2	6	1	2	0	0	0	0	0	2	0	0	0	0	1	2	-1	GM FG%	20-59	33.9%	
14 Puff Johnson	13:49	0	2	0	0	6	7	1	0	1	2	5	0	0	0	2	0	-5	3PT%	5-18	27.8%	
0 Seth Trimble	08:50	1	1	0	0	1	2	0	1	1	2	3	0	1	0	0	0	2	FT%	20-27	74.1%	
24 Tyler Nickel	00:53	0	0	0	0	0	0	0	0	0	1	0	0	0	0	0	0	-4	Dead Ball Rebounds: 3, 0			
Team								2	0	2			0		1							
Totals		20	59	5	18	20	27	12	27	39	18	21	65	5	10	4	3	6	-12	Technical Fouls: NONE		

## 2022-23 BOX SCORES

## Indiana 81, Nebraska 65



Official Basketball Box Score - Final  
**Nebraska at Indiana**  
 12/07/22 Simon Skjott Assembly Hall, Bloomington, Ind.  
 2022-23 Men's Basketball

Game Time: 8:30 PM  
 Game Duration: 1:48  
 Attendance: 17,222

Nebraska - 65

Record: 6-4 (0-1)

NO. Name	Min	FG M-A	3P M-A	FT M-A	Rebounds OR DR TOT	Fouls PF FD	TP	AS	TO	ST	Blocks BS BA	+/-
4 Juwan Gary	F 30:36	1-6	0-2	2-2	1 6 7	2 1 4	0	0	2	0	1	-7
13 Derrick Walker	F 32:16	5-7	0-0	1-4	1 4 5	1 4 11	5	5	2	0	2	-2
0 C.J. Wilcher	G 32:00	7-13	2-6	6-6	1 1 2	0 4 22	0	2	1	0	0	-13
25 Emmanuel Bandomel	G 34:43	5-11	3-8	0-0	0 3 3	3 0 13	2	3	0	1	1	-9
30 Keisel Tomnaga	G 25:24	5-11	1-3	0-0	0 2 2	1 1 11	2	1	1	0	0	-11
12 Denim Dawson	11:27	0-1	0-1	0-0	0 1 1	1 1 0	0	0	0	0	1	-13
32 Wilhelm Breidenbach	09:51	0-3	0-2	0-0	0 3 3	2 2 0	1	1	0	0	0	-7
10 Jamarques Lawrence	14:37	0-3	0-1	0-0	0 0 0	1 1 0	0	1	0	0	1	-5
15 Blake Kelita	06:39	1-1	0-0	0-0	0 0 0	0 2 0	0	0	0	0	0	-16
1 Sam Holberg	01:22	0-0	0-0	2-2	1 0 1	0 1 2	0	0	0	0	0	-1
33 Oleg Kojanets	01:05	0-0	0-0	0-0	0 0 0	0 0 0	0	0	0	0	0	2
Team					0 1 1	0 1						
<b>Totals</b>		24-56	6-23	11-14	4 21 25	11 15 85	10	13	6	1	6	-16

Officials: Rob Riley, Don Daly, Edwin Young

Technical Fouls: NONE

Shooting By Period		
1st FG%	11-30	36.7%
3PT%	3-13	23.1%
FT%	1-2	50%
2nd FG%	13-26	50.0%
3PT%	3-10	30.0%
FT%	10-12	83.3%
GM FG%	24-56	42.9%
3PT%	6-23	26.1%
FT%	11-14	78.6%

Dead Ball Rebounds: 3, 0

Indiana - 81

Record: 9-1 (1-1)

NO. Name	Min	FG M-A	3P M-A	FT M-A	Rebounds OR DR TOT	Fouls PF FD	TP	AS	TO	ST	Blocks BS BA	+/-
12 Miller Kopp	F 33:40	6-11	1-5	0-0	1 3 4	3 0 13	3	1	1	0	0	8
23 Trayce Jackson-Davis	F 36:00	4-6	0-0	4-5	2 9 11	2 7 12	10	4	3	3	0	23
25 Race Thompson	F 25:17	4-7	1-2	0-0	1 5 6	1 1 9	1	0	1	1	0	9
0 Xavier Johnson	G 29:13	2-8	0-3	0-0	1 1 2	0 4 4	7	1	0	1	0	13
32 Trey Galloway	G 27:10	7-10	4-6	2-3	0 4 4	2 2 20	1	1	0	0	0	15
53 Tamar Bates	24:27	7-12	5-8	0-0	1 3 4	0 0 19	2	0	0	1	0	10
5 Malik Reneau	11:21	2-2	0-0	0-0	1 1 3	1 4 1	1	1	1	1	0	-5
22 Jordan Geronimo	09:03	0-2	0-0	0-0	0 0 0	1 0 0	0	0	0	0	0	-4
10 Kaleb Banks	01:22	0-1	0-0	0-0	0 0 0	0 0 0	0	0	0	0	0	-1
11 CJ Gunn	01:22	0-1	0-1	0-0	0 0 0	0 0 0	0	1	1	0	0	-1
4 Michael Shipp	01:05	0-0	0-0	0-0	0 0 0	1 0 0	0	0	0	0	0	-2
Team					2 2 4	0 0						
<b>Totals</b>		32-60	11-25	5-6	7 28 35	15 11 81	22	15	8	6	1	16

Technical Fouls: NONE

Shooting By Period		
1st FG%	17-32	53.1%
3PT%	4-11	36.4%
FT%	1-1	100%
2nd FG%	15-28	53.6%
3PT%	7-14	50.0%
FT%	5-7	71.4%
GM FG%	32-60	53.3%
3PT%	11-25	44.0%
FT%	6-8	75.0%

Dead Ball Rebounds: 2, 0

	NEB		IU		Points from		NEB		IU		Period by Period Scoring			
Biggest lead	0 (1 <sup>st</sup> 20:00)		22 (2 <sup>nd</sup> 8:44)		Turnovers		13	14			1st		2nd	TOT
Best Scoring Run	7 (2 <sup>nd</sup> 13:35)		14 (2 <sup>nd</sup> 9:23)		Paint		30	38			NEB	26	39	65
Lead Changes					Second Chance		4	11				IU	39	42
Times Tied	0				Fast Breaks		6	4						
Time with Lead	00:00		39:06		Bench		4	23						

## Kansas 84, Indiana 62



Official Basketball Box Score - Final  
**Indiana at Kansas**  
 12/17/22 Allen Fieldhouse, Lawrence  
 2022-23 Men's Basketball

Game Time: 11:01 AM  
 Game Duration: 1:53  
 Attendance: 16,300

Indiana - 62

Record: 9-3

NO. Name	Min	FG M-A	3P M-A	FT M-A	Rebounds OR DR TOT	Fouls PF FD	TP	AS	TO	ST	Blocks BS BA	+/-
12 Miller Kopp	F 27:10	2-7	2-6	0-0	0 3 3	2 0 6	0	1	0	0	1	-18
23 Trayce Jackson-Davis	F 28:56	4-8	0-0	5-6	1 5 6	0 4 13	1	3	0	9	1	-15
25 Race Thompson	F 22:48	3-6	1-1	4-6	1 3 4	1 4 11	2	2	2	0	1	-16
0 Xavier Johnson	G 08:48	0-2	0-1	0-0	1 0 1	0 3 0	2	2	1	0	0	-7
1 Jalen Hood-Schifino	G 30:22	2-11	2-5	5-6	1 5 6	1 3 11	4	5	3	0	0	-21
32 Trey Galloway	25:24	2-2	0-0	0-0	2 1 3	1 0 4	2	4	0	0	0	-15
22 Jordan Geronimo	14:16	2-3	0-0	0-0	1 0 1	2 0 4	0	1	1	0	1	-3
53 Tamar Bates	20:43	2-8	1-5	0-0	0 3 3	3 0 5	1	3	1	0	0	-5
5 Malik Reneau	11:21	2-4	0-0	2-2	0 3 3	3 0 6	1	1	2	0	0	-9
11 CJ Gunn	05:31	1-2	0-1	0-0	0 0 0	0 0 2	0	0	0	1	0	-3
10 Kaleb Banks	04:41	0-0	0-0	0-0	0 0 0	0 0 0	0	0	0	0	0	2
Team					2 0 2	0 0						
<b>Totals</b>		20-53	6-19	16-20	9 23 32	10 15 62	13	23	9	9	4	-22

Technical Fouls: NONE

Shooting By Period		
1st FG%	10-30	33.3%
3PT%	3-14	21.4%
FT%	4-4	100%
2nd FG%	10-23	43.5%
3PT%	1-5	20.0%
FT%	12-16	75%
GM FG%	20-53	37.7%
3PT%	6-19	31.6%
FT%	16-20	80.0%

Dead Ball Rebounds: 3, 0

Kansas - 84			Record: 10-1												
NO.	Name		Min	FG	3P	FT	Rebounds	Fouls	TP	AS	TO	ST	Blocks		
				MA	MA	MA	OR	DR	TOT				BS		
10	Janen Wilson	F	32:51	4-18	1-6	2-2	2	6	8	2	1	3	2		
24	KJ Adams, Jr.	F	25:53	4-6	0-0	3-3	1	1	2	3	2	1	2		
3	Dajuan Harris	G	27:55	5-8	0-1	0	2	0	2	0	10	3	3		
4	Gravey Dick	G	32:54	8-12	4-5	0-0	1	5	6	1	2	0	1		
15	Kevin McCullar	F	31:39	5-11	1-3	0-0	10	11	3	1	11	1	2		
0	Bobby Pettford		22:06	4-5	0-0	2-2	1	1	2	2	2	4	3		
35	Zuby Ejifor		12:14	4-5	0-0	0-0	1	1	2	1	0	8	0		
1	Joseph Yesufu		07:04	0-2	0-0	0-0	1	1	0	0	0	1	0		
11	MJ Rice		01:53	0-0	0-0	0-0	0	0	0	0	0	0	0		
21	Zach Clemence		01:53	0-0	0-0	0-0	0	0	0	1	0	1	0		
31	Cam Martin		01:53	1-1	1-1	0-0	0	0	0	1	3	0	0		
23	Ernest Udeh Jr.		01:45	0-0	0-0	0-0	0	0	0	0	0	0	0		
Team							1	0	1		0		0		
Totals				35-68	7-16	7-7	10	25	35	15	10	84	14	17	
												4	9		
												Technical Fouls			

Technical Fouls: NONE

Shooting By Period		
1st FG%	17-28	60.7%
3PT%	5-9	55.6%
FT%	5-5	100%
2nd FG%	18-40	45.0%
3PT%	2-7	28.6%
FT%	2-2	100%
GM FG%	35-68	51.5%
3PT%	7-16	43.8%
FT%	7-7	100.0%

Dead Ball Rebounds: 0, 0

## Indiana 96, Elon 72



Official Basketball Box Score - Final  
**Elon at Indiana**  
 12/20/22 Simon Skjott Assembly Hall, Bloomington, Ind.  
 2022-23 Men's Basketball

Game Time: 7:00 PM  
 Game Duration: 1:58  
 Attendance: 12,358

Elon - 72

Record: 2-11

NO. Name	Min	FG M-A	3P M-A	FT M-A	Rebounds OR DR TOT	Fouls PF FD	TP	AS	TO	ST	Blocks BS BA	+/-
33 John Bowen	F 22:18	1-3	0-0	0-0	1 4 5	2 0 2	0	2	0	0	0	-30
4 Sam Sherry	G 12:27	3-3	1-1	0-0	0 1 1	5 3 7	0	1	1	0	0	0
0 Sean Halloran	G 35:01	5-8	2-4	3-4	0 1 1	13 15	6	2	3	0	0	-21
3 Max Mackinnon	G 36:07	6-11	2-4	5-6	0 6 6	1 7	19	1	4	1	0	-16
22 LA Pratt	G 27:18	3-9	1-5	0-0	0 3 3	0 1 7	2	2	1	0	1	-22
14 Zac Ervin	28:48	4-11	3-8	1-3	0 4 4	3 4 12	1	0	0	0	1	-20
11 RJ Noord	20:25	1-5	1-2	0-0	0 2 2	1 0 3	0	4	3	0	1	-9
2 JaDun Michael	15:28	2-3	0-0	3-4	0 1 1	1 2 7	1	3	1	0	0	-10
13 Otto Luessenhop	01:04	0-0	0-0	0-0	0 0 0	0 0 0	0	0	0	0	0	0
24 Austin Williams	01:04	0-0	0-0	0-0	0 0 0	0 0 0	0	0	0	0	0	0
Team					0 0 0	0 0						
<b>Totals</b>		25-53	10-24	12-17	1 22 23	14 20 72	11	19	9	0	6	-24

Technical Fouls: NONE

Shooting By Period		
1st FG%	11-28	39.3%
3PT%	6-14	42.9%
FT%	1-2	50%
2nd FG%	14-25	56.0%
3PT%	4-10	40.0%
FT%	11-15	73.3%
GM FG%	25-53	47.2%
3PT%	10-24	41.7%
FT%	12-17	70.6%

Dead Ball Rebounds: 3, 1

Indiana - 96		Record: 3-3																		
NO.	Name	Min	FG		3P		FT		Rebounds		Fouls		TP	AS	TO	ST	Blocks		PTS	
			M	A	M	A	M	A	OR	DR	TS	PF					FO	B		B
5	Malik Reneau	F 15:22	4	10	0	0	1	2	4	3	7	3	1	9	1	3	1	0	0	14
12	Miller Kopp	F 27:14	4	9	3	8	2	2	0	2	2	2	13	3	0	2	1	0	27	
25	Race Thompson	F 29:37	9	13	0	1	2	9	11	2	2	2	18	1	1	0	4	0	24	
1	Jalen Hood-Schifino	G 30:23	7	12	2	4	1	2	2	2	0	1	17	7	5	2	0	0	27	
32	Trey Galloway	G 21:12	0	2	0	1	2	2	1	2	3	1	2	3	1	1	0	0	11	
53	Tamar Bates	B 21:50	3	3	2	2	0	0	4	4	4	2	8	1	1	2	0	0	9	
51	Logan Duncum	B 16:34	5	6	0	0	0	3	2	3	5	1	12	2	0	0	0	1	4	
10	Kaleb Banks	B 10:40	3	4	0	0	2	2	0	0	0	2	1	8	1	2	0	0	11	
11	CJ Gunn	B 19:25	5	10	1	4	0	1	2	3	4	1	11	3	0	2	0	0	16	
3	Anthony Neal	G 05:16	0	0	0	0	0	0	1	1	0	0	0	1	0	0	0	0	-3	
14	Nathan Childress	02:27	0	0	0	0	0	0	0	0	0	1	0	0	0	1	0	0	0	
Team									0	1	1	0	0	0	0					
Totals			40	69	8	20	8	14	10	29	39	20	14	96	23	13	11	6	0	241

Technical Fouls: NONE

Shooting By Period		
1st FG%	19-37	51.4%
3PT%	5-13	38.5%
FT%	4-7	57.1%
2nd FG%	21-32	65.6%
3PT%	3-7	42.9%
FT%	4-7	57.1%
GM FG%	40-69	58.0%
3PT%	8-20	40.0%
FT%	8-14	57.1%

Dead Ball Rebounds: 2, 0

## 2022-23 BOX SCORES

## Indiana 69, Kennesaw State 55



Official Basketball Box Score - Final  
**Kennesaw State at Indiana**  
 12/23/22 Simon Skjott Assembly Hall, Bloomington, Ind.  
 2022-23 Men's Basketball

Game Time: 7:00 PM  
 Game Duration: 1:58  
 Attendance: 12,378

Officials: Terry Oleszy, King Whetstone, Mason Sier

Kennesaw State - 55

Record: 8-5

NO. Name	Min	FG M-A	3P M-A	FT M-A	Rebounds OR DR TOT	Fouls PF FD	TP	AS	TO	ST	Blocks BS BA	+/-
0 Demond Robinson	F 24:54	3-9	0-1	3-5	1 3 4	4 3	9	1	2	0	1 0	5
1 Terrell Burden	G 30:08	2-9	0-2	5-6	0 2 2	1 8	9	2	2	2	0 0	-21
3 Chris Youngblood	G 29:39	2-11	2-5	0-0	2 4 6	3 0	6	3	0	0	0 0	1
5 Brandon Stroud	G 27:35	2-6	1-5	0-0	1 4 5	3 0	5	2	2	1	1 1	-27
13 Kasen Jennings	G 32:08	4-7	3-4	0-2	0 1 1	5 1	11	1	0	2	0 0	-15
4 Cole LaRue	10:18	0-2	0-1	0-0	0 2 2	3 1	0	0	2	0	0 0	-12
22 Spencer Rodgers	16:34	1-4	1-2	0-0	0 4 4	0 1	3	0	0	0	2 -14	
24 Quincy Ademokoya	17:13	1-3	1-3	1-2	0 2 2	2 1	4	2	0	0	0 0	6
2 Simeon Cottle	11:31	3-4	2-2	0-0	0 0 0	1 0	8	2	0	0	0 0	7
Team					0 2 2		0	0				
Totals		18-55	10-25	9-15	4 24 28	22 15	55	13	8	5	2 3	14

Technical Fouls: NONE

Shooting By Period	1st FG%	2nd FG%	3rd FG%	GM FG%
1st FG%	10-31 32.3%			
2nd FG%		8-24 33.3%		
3rd FG%		4-9 44.4%		
GM FG%	18-55 32.7%			
FT%	9-15 60.0%			

Dead Ball Rebounds: 4 1

Indiana - 69

Record: 19-3

NO. Name	Min	FG M-A	3P M-A	FT M-A	Rebounds OR DR TOT	Fouls PF FD	TP	AS	TO	ST	Blocks BS BA	+/-
5 Malik Reneau	F 14:23	2-5	0-0	1-2	0 2 2	2 2	5	1	4	0	0 1	-2
12 Miller Kopp	F 32:55	2-6	1-4	2-2	0 3 3	3 3	7	2	0	0	0 0	15
25 Race Thompson	F 38:04	2-7	0-2	0-4	1 13 14	2 5	4	3	1	1	3 0	14
1 Jalen Hood-Schifino	G 32:21	6-8	1-1	5-6	0 4 4	3 4	18	3	3	0	0 1	22
32 Trey Galloway	G 29:52	3-4	2-2	1-2	1 5 6	1 1	9	0	0	0	0 0	12
53 Tamar Bates	31:20	7-12	3-7	2-2	0 2 2	3 1	19	2	1	0	0 0	6
22 Jordan Geronimo	13:14	1-3	0-1	5-8	1 2 3	1 4	7	0	1	0	0 0	2
11 CJ Gunn	05:24	0-1	0-0	0-0	0 2 2	0 1	0	1	0	1	0 0	-1
51 Logan Duncomb	02:27	0-0	0-0	0-0	0 0 0	0 1	0	1	0	1	0 0	2
Team					2 4 6		0	0				
<b>Totals</b>		23-46	7-18	16-26	5 35 40	15 22	69	12	11	2	3 14	

Technical Fouls: NONE

	KSU	IU
<b>Biggest lead</b>	7 (1 <sup>st</sup> 5:37)	14 (2 <sup>nd</sup> 0:40)
<b>Best Scoring Run</b>	9 (1 <sup>st</sup> 10:54)	7 (2 <sup>nd</sup> 10:33)
<b>Lead Changes</b>	8	6
<b>Times Tied</b>	5	0
<b>Time with Lead</b>	15:51	19:09

Points from Turnovers	KSU	IU
Paint	14	24
Second Chance	5	6
Fast Breaks	2	10
Bench	15	26

Period by Period Scoring	1st	2nd	TOT
KSU	27	28	55
IU	27	42	69

## Northwestern 84, Indiana 83



Official Basketball Box Score - Final  
**Northwestern at Indiana**  
 01/09/23 Simon Skjott Assembly Hall, Bloomington, Ind.  
 2022-23 Men's Basketball

Game Time: 12:00 PM  
 Game Duration: 2:01  
 Attendance: 16,759

Officials: Brian Dorsey, Rob Riley Sr., James Drexler

Northwestern - 84

Record: 12-3 (2-1)

NO. Name	Min	FG M-A	3P M-A	FT M-A	Rebounds OR DR TOT	Fouls PF FD	TP	AS	TO	ST	Blocks BS BA	+/-
31 Robbie Beran	F 31:44	4-9	2-4	3-4	3 2 5	3 4	13	2	1	1	3 0	2
34 Matthew Nicholson	C 32:01	4-7	0-0	0-2	2 3 5	1 2	8	1	0	2	2 2	12
0 Boo Buie	G 35:03	10-18	1-4	5-6	0 3 3	2 4	26	2	2	1	0 1	0
1 Chase Audige	G 31:03	5-14	1-3	8-10	0 1 1	2 5	19	8	2	6	0 1	7
3 Ty Berry	G 30:11	4-9	2-5	3-4	4 7 11	5 4	13	2	1	2	0 1	11
5 Julian Roper II	18:46	0-1	0-1	0-2	0 4 4	3 1	0	0	1	0	0 0	-12
10 Tydus Verhoeven	06:41	1-2	0-0	0-0	0 1 1	3 1	2	0	1	0	0 0	-5
13 Brooks Barnhizer	14:31	1-3	1-2	0-0	0 2 2	0 0	3	0	0	1	0 0	-10
Team					0 0 0		0	0				
<b>Totals</b>		29-63	7-19	19-28	9 23 32	19 21	84	15	7	14	5 5	1

Technical Fouls: NONE

Shooting By Period	1st FG%	2nd FG%	3rd FG%	GM FG%
1st FG%	17-36 47.2%			
2nd FG%		12-27 44.4%		
3rd FG%		1-7 14.3%		
GM FG%	29-63 46.0%			
FT%	19-28 67.9%			

Dead Ball Rebounds: 5 0

Indiana - 83

Record: 10-5 (1-3)

NO. Name	Min	FG M-A	3P M-A	FT M-A	Rebounds OR DR TOT	Fouls PF FD	TP	AS	TO	ST	Blocks BS BA	+/-
12 Miller Kopp	F 26:19	1-2	1-2	2-2	0 2 2	3 2	5	2	1	0	0 0	3
22 Jordan Geronimo	F 09:46	0-2	0-0	0-0	0 2 2	3 1	0	0	0	0	0 0	-16
23 Trayce Jackson-Davis	G 40:00	8-19	0-0	2-3	7 17 24	2 4	18	8	3	0	4 3	-1
1 Jalen Hood-Schifino	G 34:52	12-17	5-7	4-6	1 2 3	3 5	33	3	6	0	0 0	-5
53 Tamar Bates	G 25:49	3-8	1-4	2-3	1 1 2	4 2	9	1	1	0	1 1	-5
5 Malik Reneau	23:40	4-5	0-0	0-0	1 2 3	4 2	8	0	2	1	0 0	3
32 Trey Galloway	24:40	3-4	2-3	0-0	0 1 1	1 1	8	0	2	1	0 0	14
11 CJ Gunn	14:54	1-5	0-2	0-0	0 1 1	2 2	0	1	0	1	0 0	1
Team					1 1 2		0	0				
<b>Totals</b>		32-62	9-18	10-14	11 29 40	21 19	83	14	16	2	5 5	-1

Technical Fouls: NONE

	NW	IU
<b>Biggest lead</b>	17 (1 <sup>st</sup> 8:28)	3 (1 <sup>st</sup> 18:24)
<b>Best Scoring Run</b>	10 (1 <sup>st</sup> 14:11)	10 (1 <sup>st</sup> 5:55)
<b>Lead Changes</b>	2	0
<b>Times Tied</b>	2	0
<b>Time with Lead</b>	37:15	01:44

Points from Turnovers	NW	IU
Paint	40	38
Second Chance	7	7
Fast Breaks	16	7
Bench	5	18

Period by Period Scoring	1st	2nd	TOT
NW	41	43	84
IU	34	49	83

## Iowa 91, Indiana 89



Official Basketball Box Score - Final  
**Indiana at Iowa**  
 01/05/23 Carver-Hawkeye Arena, Iowa City  
 2022-23 Men's Basketball

Game Time: 8:12 PM  
 Game Duration: 2:16  
 Attendance: 11,918

Officials: Paul Selez, Larry Scritto, Courtney Green

Indiana - 89

Record: 10-4 (1-2)

NO. Name	Min	FG M-A	3P M-A	FT M-A	Rebounds OR DR TOT	Fouls PF FD	TP	AS	TO	ST	Blocks BS BA	+/-
12 Miller Kopp	F 31:28	2-3	0-1	2-2	1 8 9	4 1	6	0	1	2	1 0	2
23 Trayce Jackson-Davis	F 38:18	11-20	0-0	8-10	3 6 9	2 8	30	3	4	0	3 2	0
25 Race Thompson	F 09:56	4-4	0-0	1-1	1 2 3	1 1	9	1	0	1	0 1	16
1 Jalen Hood-Schifino	G 37:28	6-13	5-8	4-6	1 2 3	4 4	21	9	2	1	0 1	-2
53 Tamar Bates	G 33:30	3-9	2-4	0-0	0 1 1	2 0	8	4	1	0	0 0	5
5 Malik Reneau	05:58	0-0	0-0	0-0	0 0 0	3 0	0	0	2	1	0 0	-3
32 Trey Galloway	24:49	2-4	0-1	2-4	0 1 1	4 2	6	1	1	0	0 0	-10
22 Jordan Geronimo	18:33	4-6	1-1	0-3	3 2 5	3 2	9	3	2	1	2 0	-18
Team					0 1 1		0	1				
<b>Totals</b>		32-59	8-15	17-26	9 23 32	23 18	89	21	14	6	7 3	-2

Technical Fouls: Geronimo 1<sup>st</sup> 2:27

Shooting By Period	1st FG%	2nd FG%	3rd FG%	GM FG%
1st FG%	19-29 65.5%			
2nd FG%		13-30 43.3%		
3rd FG%		3-8 37.5%		
GM FG%	32-59 54.2%			
FT%	17-26 65.4%			

Dead Ball Rebounds: 3 0

Iowa - 91

Record: 9-6 (1-3)

NO. Name	Min	FG M-A	3P M-A	FT M-A	Rebounds OR DR TOT	Fouls PF FD	TP	AS	TO	ST	Blocks BS BA	+/-
0 Filip Rebraca	F 37:53	7-11	0-0	5-6	2 8 10	5 7	19	2	1	0	1 0	3
24 Kris Murray	F 40:00	11-18	3-6	5-7	4 6 10	4 6	30	0	1	2	1 3	2
1 Alron Ulis	G 09:42	0-1	0-0	0-0	0 0 0	2 0	0	4	2	1	1 0	-14
11 Tony Perkins	G 29:53	3-12	0-2	4-4	2 2 4	1 4	10	4	3	1	0 3	-9
30 Connor McCaffery	G 36:00	4-9	2-6	6-6	0 2 2	2 4	16	3	1	1	0 0	-1
20 Payton Sandfort	25:16	4-9	1-4	2-2	1 3 4	3 1	11	2	1	1	0 0	24
5 Dasonte Bowen	10:14	1-4	0-0	0-0	2 0 2	0 0	0	2	1	1	0 1	6
4 Josh Dix	09:49	1-1	1-1	0-0	1 1 2	1 0	3	1	1	0	0 0	0
44 Riley Mulvey	01:13	0-0	0-0	0-0	1 0 1	0 1	0	0	0	0	0 0	-1
Team					0 2 2		0	1				
<b>Totals</b>		31-65	7-19	22-25	13 24 37	19 23	91	16	12	7	3 7	2

Technical Fouls: Coach 1<sup>st</sup> 2:09

	IND	IOWA
<b>Biggest lead</b>	21 (1 <sup>st</sup> 13:32)	4 (2 <sup>nd</sup> 9:45)
<b>Best Scoring Run</b>	15 (1 <sup>st</sup> 14:26)	11 (1 <sup>st</sup> 8:00)
<b>Lead Changes</b>	5	0
<b>Times Tied</b>	5	0
<b>Time with Lead</b>	30:59	05:40

Points from Turnovers	IND	IOWA
Paint	48	46
Second Chance	10	14
Fast Breaks	11	10
Bench	15	16

Period by Period Scoring	1st	2nd	TOT
IND	50	39	89
IOWA	40	51	91

## Penn State 85, Indiana 66



Official Basketball Box Score - Final  
**Indiana at Penn St.**  
 01/11/23 Bryce Jordan Center, State College  
 2022-23 Men's Basketball

Game Time: 7:00 PM  
 Game Duration: 1:46  
 Attendance: 6,502

## 2022-23 BOX SCORES

## Indiana 63, Wisconsin 45



Official Basketball Box Score - Final  
**Wisconsin at Indiana**  
01/19/23 Simon Skjott Assembly Hall, Bloomington, Ind.  
2022-23 Men's Basketball

Game Time: 1:00 PM  
Game Duration: 1:52  
Attendance: 17,222

Officials: James Breeding, DJ Carstenen, John Floyd

Record: 11-5 (3-3)												
NO. Name	Min	FG M-A	3P M-A	FT M-A	Rebounds OR DR TOT	Fouls PF FD	TP	AS	TO	ST	Blocks BS BA	+/-
14 Carter Gilmore	F 33:05	2-5	0-2	0-0	0 2 2	2 2 2	4	1	2	0	0 0 0	-12
22 Steven Crowl	F 30:05	2-8	0-2	1-4	1 5 6	2 2 5	5	0	3	1	0 3 -27	
2 Jordan Davis	G 13:50	0-2	0-2	0-0	0 0 0	1 0 0	1	1	1	0	0 0 -4	
11 Max Klesmit	G 32:53	4-10	1-5	0-3	1 1 2	2 4 9	1	1	0	3	0 1 -19	
23 Chucky Hepburn	G 28:54	4-10	0-3	0-0	1 2 3	2 2 8	2	1	0	0	2 -17	
3 Connor Essegian	33:18	4-13	3-7	3-4	2 9 11	1 5 14	1	1	0	0	0 -16	
35 Markus Iyer	11:52	0-3	0-2	0-0	2 1 3	0 1 0	0	0	0	0 0 0	1	
10 Isaac Lindsey	08:23	1-4	1-1	0-0	0 2 2	1 0 3	0	0	0	0 0 0	-4	
21 Chris Hodges	04:58	0-0	0-0	0 1 1	0 0 0	0 0 0	0	0	0	0 0 0	2	
4 Kamari McGee	01:43	1-1	0-0	0-0	0 0 0	0 0 2	0	0	0	0 0 0	3	
13 Justin Taphorn	00:59	0-0	0-0	0-0	0 0 0	0 0 0	0	0	0	0 0 0	0	
Team					1 1 2	0 1						
Totals		18-58	5-24	4-11	8 24 32	11 16 45	6	9	4	0	6 -18	

Technical Fouls: NONE

Indiana - 63		Record: 11-6 (2-4)												
NO.	Name	Min	FG M-A	3P M-A	FT M-A	Rebounds OR DR TOT	Fouls PF FD	TP	AS	TO	ST	Blocks BS BA	+/-	
12	Miller Kopp	F 29:46	1-2	1-2	0-0	1 1 0	0 0 3	3	0	0	0	0	0	19
22	Jordan Geronimo	F 28:46	5-10	0-0	2-3	5 6 11	1 3 12	0	1	0	1	0	1	19
23	Trayce Jackson-Davis	F 32:30	9-13	0-0	0 0	12 12	2 0 18	4	1	1	5	0	0	21
1	Jalen Hood-Schifino	G 36:07	8-15	0-2	0-0	0 5 5	3 3 16	4	2	1	0	0	0	20
2	Trey Galloway	G 19:04	3-7	0-2	2-2	1 4 5	4 4 8	2	1	1	0	0	0	20
5	Malik Reneau	13:43	3-7	0-0	0 0	1 2 3	3 1 6	0	1	0	0	0	0	-2
53	Tamar Bates	22:25	0-4	0-1	0-0	0 1 1	2 0 0	0	0	0	0	0	0	3
11	CJ Gunn	09:12	0-4	0-1	0-0	0 0 0	0 0 0	0	1	0	0	0	0	-2
51	Logan Durcomb	05:01	0-0	0-0	0-0	1 0 1	0 0 0	0	0	1	1	0	0	-2
3	Anthony Leal	01:43	0-0	0-0	0-0	0 0 0	0 0 0	0	0	0	0	0	0	-3
10	Kaleb Banks	01:43	0-0	0-0	0-0	0 1 1	0 0 0	0	0	0	0	0	0	-3
Team						1 1 2	0 0		0	0				
Totals			29-62	1-8	4-5	9 33 42	16 11 63	10	8	4	6	0	0	18

Technical Fouls: NONE

		WIS	IND
Biggest lead	2 (1 <sup>st</sup> 19:30)	21 (2 <sup>nd</sup> 2:51)	
Best Scoring Run	7 (2 <sup>nd</sup> 10:05)	12 (2 <sup>nd</sup> 15:05)	
Lead Changes	3		
Times Tied	3		
Time with Lead	00:46	32:35	
Points from Turnovers	WIS 5	IND 7	
Paint	22	42	
Second Chance	8	10	
Fast Breaks	2	3	
Bench	19	6	
Period by Period Scoring			
1st	20	25	45
2nd	21	42	63

Shooting By Period		
1 <sup>st</sup> FG%	10-33	30.3%
3PT%	0-5	0.0%
FT%	1-1	100%
2 <sup>nd</sup> FG%	19-29	65.5%
3PT%	1-3	33.3%
FT%	3-4	75%
GM FG%	29-62	46.8%
3PT%	1-8	12.5%
FT%	4-5	80.0%
Dead Ball Rebounds: 0, 1		



Official Basketball Box Score - Final  
**Indiana at Illinois**  
01/19/23 State Farm Center, Champaign, Ill.  
2022-23 Men's Basketball

Game Time: 7:30 PM  
Game Duration: 2:06  
Attendance: 15,544

Officials: Terry Oglesby, Don Daly, Doug Simons

Record: 12-6 (3-4)												
NO. Name	Min	FG M-A	3P M-A	FT M-A	Rebounds OR DR TOT	Fouls PF FD	TP	AS	TO	ST	Blocks BS BA	+/-
12 Miller Kopp	F 33:25	2-3	1-1	1-3	0 2 2	1 0 6	1	0	3	0 0 0	12	
22 Jordan Geronimo	F 29:52	6-8	1-3	0-0	1 7 8	3 0 13	1	4	0	3 0 0	15	
23 Trayce Jackson-Davis	F 35:33	15-19	0-0	5-6	1 8 9	1 4 35	5	3	0	3 1 0	15	
1 Jalen Hood-Schifino	G 31:34	5-12	0-0	0-0	1 2 3	4 2 10	4	4	1	0 0 0	17	
32 Trey Galloway	G 24:35	4-5	1-1	2-2	0 1 1	4 1 11	2	1	0	0 0 0	21	
53 Tamar Bates	21:54	0-3	0-3	0-0	0 3 3	1 0 0	0	0	1	0 0 0	-4	
5 Malik Reneau	13:50	2-4	0-0	1-2	3 3 6	4 1 5	0	1	0	0 0 0	-1	
11 CJ Gunn	07:47	0-1	0-1	0-0	0 0 0	0 0 0	0	0	0	0 0 0	-2	
3 Anthony Leal	00:45	0-0	0-0	0-0	0 0 0	0 0 0	0	0	0	0 0 0	1	
10 Kaleb Banks	00:45	0-0	0-0	0-0	0 0 0	0 0 0	0	0	0	0 0 0	1	
Team					3 4 7	0 3						
Totals		34-55	3-9	9-13	9 30 39	20 8	80	13	17	4	6 2 15	

Technical Fouls: Bench 1<sup>st</sup> 13:18

Record: 13-6 (4-4)												
NO. Name	Min	FG M-A	3P M-A	FT M-A	Rebounds OR DR TOT	Fouls PF FD	TP	AS	TO	ST	Blocks BS BA	+/-
24 Matthew Mayer	F 21:53	0-4	0-1	0-0	1 1 2	0 2 0	1	1	0	0 0 0	-12	
33 Coleman Hawkins	F 38:13	3-8	1-4	2-4	3 2 5	0 3 9	1	2	2	0 0 -11		
42 Dain Dainja	F 30:35	4-8	0-0	1-4	4 4 8	3 2 9	0	1	3	1 1 -5		
0 Terrence Shannon Jr.	G 36:52	8-18	4-7	6-10	1 0 1	1 5 26	3	4	3	1 1 -16		
1 Sencire Harris	G 17:04	4-7	0-0	0-2	1 0 1	1 2 8	1	0	1	0 0 0	-15	
3 Jayden Epps	22:01	1-8	1-4	0-0	0 3 3	0 0 0	0	0	1	0 0 0	2	
15 RJ Melendez	22:04	4-8	2-3	0-1	2 2 4	1 4 10	0	0	0	1 0 0	-13	
20 Ty Rodgers	08:45	0-1	0-0	0-0	0 1 1	1 0 0	0	1	0	0 0 0	-7	
25 Zacharie Perrin	01:57	0-0	0-0	0-2	0 0 0	1 1 0	0	0	0	0 0 0	4	
12 Brandon Lieb	00:36	0-0	0-0	0-0	0 0 0	0 0 0	0	0	0	0 0 0	0	
Team					2 0 2	0 1						
Totals		24-62	8-19	9-23	14 13 27	9 19 65	7	9	11	2 6 -15		

Technical Fouls: Melendez 1<sup>st</sup> 12:44 Bench 2<sup>nd</sup> 16:52

		IND	ILL
Biggest lead	21 (2 <sup>nd</sup> 12:19)	4 (1 <sup>st</sup> 18:13)	
Best Scoring Run	12 (1 <sup>st</sup> 14:38)	9 (2 <sup>nd</sup> 7:48)	
Lead Changes	1		
Times Tied	1		
Time with Lead	36:35	01:44	
Points from Turnovers	IND 18	ILL 15	
Paint	54	32	
Second Chance	16	13	
Fast Breaks	4	11	
Bench	5	13	
Period by Period Scoring			
1st	20	37	80
2nd	33	32	65

Shooting By Period		
1 <sup>st</sup> FG%	12-31	38.7%
3PT%	4-10	40.0%
FT%	5-10	50%
2 <sup>nd</sup> FG%	12-31	38.7%
3PT%	4-9	44.4%
FT%	4-13	30.8%
GM FG%	24-62	38.7%
3PT%	8-19	42.1%
FT%	9-23	39.1%
Dead Ball Rebounds: 8, 0		

## Indiana 82, Michigan State 69



Official Basketball Box Score - Final  
**Michigan State at Indiana**  
01/20/23 Simon Skjott Assembly Hall, Bloomington, Ind.  
2022-23 Men's Basketball

Game Time: 12:00 PM  
Game Duration: 2:03  
Attendance: 17,222

Officials: Larry Sciotto, Earl Walton, Brian Dorey

Record: 13-7 (5-4)												
NO. Name	Min	FG M-A	3P M-A	FT M-A	Rebounds OR DR TOT	Fouls PF FD	TP	AS	TO	ST	Blocks BS BA	+/-
10 Joey Hauser	F 35:52	6-12	1-3	9-12	1 5 6	2 8 22	1	2	0	0 2 -7		
22 Mady Sissoko	C 21:31	1-3	0-0	2-4	1 3 4	3 4 4	1	1	0	1 0 -5		
2 Tyson Walker	G 32:40	4-7	0-2	0-0	2 2 1	0 8 2	2	2	4	0 0 -6		
3 Jaden Atkins	G 30:52	6-8	3-4	0-0	0 2 2	0 15 0	2	1	0	0 0 -5		
11 A.J. Hogard	G 27:49	2-8	0-2	7-10	0 2 2	3 6 11	2	0	0	0 1 -6		
0 Jaxon Kohler	18:29	4-8	0-0	1-2	3 3 6	4 1 9	0	0	0	0 0 -8		
1 Pierre Brooks	14:34	0-5	0-3	0-0	0 1 1	3 0 0	0	1	0	0 0 -15		
5 Tre Holloman	12:45	0-2	0-0	0-0	1 1 2	1 0 0	0	1	0	1 0 -7		
15 Carson Cooper	04:08	0-0	0-0	0 0 0	0 0 0	1 1 0	0	0	0	0 0 -6		
43 Jason Whitens	01:20	0-0	0-0	0-0	0 1 1	0 0 0	0	0	0	0 0 0	0	
Team					2 2 4	0 1						
Totals		23-53	4-14	19-28	8 22 30	20 20 69	6	10	5	1 6 -13		

Technical Fouls: Hauser 2<sup>nd</sup> 17:15

Indiana - 82		Record: 13-6 (4-4)																	
NO.	Name		Min	FG		3P		FT	Rebounds		Fouls		TP	AS	TO	ST	Blocks		+/-
				M-A	M-A	M-A	M-A		OR	DR	PF	FD					BS	BA	
12	Miller Kopp	F	31:00	1-3	0-1	0-0	1	1	2	2	1	2	2	1	0	0	0	6	
22	Jordan Geronimo	F	12:50	2-5	1-1	0-0	2	0	2	2	5	0	0	1	0	1	0	2	
23	Trayce Jackson-Davis	F	38:47	10-20	0-0	11-13	5	10	15	1	8	31	4	4	0	5	1	13	
1	Jalen Hood-Schifino	G	24:38	1-6	0-3	0-0	0	2	2	3	2	2	3	2	0	0	0	-2	
32	Trey Galloway	G	34:50	5-8	3-3	4-4	0	1	1	1	4	17	3	0	0	0	0	3	
25	Race Thompson		04:04	0-0	0-0	0-0	0	0	0	0	3	0	0	0	1	0	0	-7	
5	Malik Reneau		21:28	2-4	0-0	2-2	0	5	5	5	2	6	1	1	0	0	0	19	
53	Tamar Bates		26:39	5-8	5-6	2-2	0	3	3	0	1	17	0	0	1	0	0	26	
11	CJ Gunn		04:44	0-1	0-1	2-3	0	0	0	0	1	2	0	0	1	0	0	5	
3	Anthony Leal		00:12	0-0	0-0	0-0	0	0	0	0	0	0	0	0	0	0	0	0	
4	Michael Shipp		00:12	0-0	0-0	0-0	0	0	0	0	0	0	0	0	0	0	0	0	
13	Shaan Burke		00:12	0-0	0-0	0-0	0	0	0	0	0	0	0	0	0	0	0	0	
14	Nathan Childress		00:12	0-0	0-0	0-0	0	1	1	0	0	0	0	0	0	0	0	0	
31	Hogan Orbaugh		00:12	0-0	0-0	0-0	0	0	0	0	0	0	0	0	0	0	0	0	
Team							1	0	1	0	0	0	0						
Totals				26:55	9-15	21-24	9	23	32	21	19	82	13	9	4	6	1	13	



## 2022-23 BOX SCORES

## Indiana 86, Ohio State 70

	Official Basketball Box Score - Final									
	Ohio State at Indiana									
	01/28/23 Simon Skjott Assembly Hall, Bloomington, Ind.									
	2022-23 Men's Basketball									

Game Time: 8:00 PM  
Game Duration: 2:09  
Attendance: 17,222

Officials: D.J. Carstensen, Rob Riley Sr., Kevin Bril

Ohio State - 70										
Record: 11-10 (3-7)										
NO. Name	Min	FG M-A	3P M-A	FT M-A	Rebounds OR DR TOT	Fouls PF FD	TP	AS	TO	ST
10 Brice Sensabaugh	F 26:37	9-17	3-5	2-2	3 3 6	1 1	23	1	1	0
14 Justice Sueing	F 25:20	2-7	0-3	1-2	0 3 3	3 3	5	0	1	2
23 Zed Key	F 25:53	4-6	1-1	3-5	2 2 4	3 4	12	0	1	0
2 Bruce Thornton	G 24:10	1-5	0-2	2-2	0 1 1	4 2	4	3	0	1
4 Sean McNeil	G 30:43	3-11	0-5	3-3	0 1 1	0 3	9	1	1	2
13 Isaac Likelele	16:55	0-1	0-0	0-0	0 2 2	4 0	0	3	0	0
34 Felix Okpara	14:33	4-5	0-0	0-3	1 3 4	1 2	9	0	2	0
1 Roddy Gayle Jr.	19:04	2-3	1-2	2-2	2 3 5	2 3	7	1	1	0
3 Eugene Brown III	11:28	1-2	0-1	0-0	1 0 1	0 1	2	0	0	0
0 Tanner Holden	05:17	0-2	0-0	0-0	1 1 2	0 0	0	0	0	0
Team					2 2 4		0	1		
<b>Totals</b>		26-59	5-19	13-19	12 21 33	19 19	70	9	8	5

Shooting By Period										
1st FG%	10-29	34.5%	3PT%	2-9	22.2%	FT%	8-13	61.5%	2nd FG%	16-30
3PT%	3-10	30.0%	FT%	5-6	83.3%	GM FG%	26-59	44.1%	3PT%	5-19
FT%	13-19	68.4%	FT%			FT%				

Dead Ball Rebounds: 3, 0

Technical Fouls: Coach 1<sup>st</sup> 7-50

Indiana - 86										
Record: 15-6 (6-4)										
NO. Name	Min	FG M-A	3P M-A	FT M-A	Rebounds OR DR TOT	Fouls PF FD	TP	AS	TO	ST
12 Miller Kopp	F 29:45	2-5	1-3	0-0	0 2 2	3 0	5	0	0	0
23 Trayce Jackson-Davis	F 33:04	8-18	0-0	2-4	4 6 10	1 5	18	6	3	1
25 Race Thompson	F 21:21	1-6	0-1	3-3	1 3 4	3 2	5	2	2	0
1 Jalen Hood-Schifino	G 31:56	8-12	6-9	2-2	0 1 1	1 4	24	3	1	2
32 Trey Galloway	G 28:26	2-4	1-3	0-0	0 2 2	0 0	5	0	0	1
5 Malik Reneau	22:33	6-10	1-1	2-2	4 4 8	4 4	15	3	1	1
53 Tamar Bates	17:19	2-5	1-3	2-2	0 1 1	3 0	7	2	1	0
10 Kaleb Banks	12:19	2-3	0-0	1-4	3 4 7	1 3	5	1	0	0
11 CJ Gunn	02:19	1-1	0-0	0-0	0 0 0	1 0	2	0	0	0
3 Anthony Leal	00:58	0-0	0-0	0-0	0 0 0	0 0	0	0	0	0
Team					3 1 4		0	1		
<b>Totals</b>		32-64	10-20	12-17	15 24 39	19 18	86	17	9	5

Shooting By Period			
1 <sup>st</sup>	FG%	17-35	48.6%
	3PT%	6-12	50.0%
	FT%	6-9	66.7%
2 <sup>nd</sup>	FG%	15-29	51.7%
	3PT%	4-8	50.0%
	FT%	6-8	75%
GM	FG%	32-64	50.0%
	3PT%	10-20	50.0%
	FT%	12-17	70.6%

Dead Ball Rebounds: 1, 0

Technical Fouls: NONE

	OSU	IU	Points from	OSU	IU	Period by Period Scoring		
Biggest lead	7 (1 <sup>st</sup> 16:21)	19 (2 <sup>nd</sup> 5:17)	Turnovers	13	10	1st	2nd	TOT
Best Scoring Run	7 (1 <sup>st</sup> 16:21)	17 (2 <sup>nd</sup> 19:43)	Paint	34	38	OSU	30	40
Lead Changes	3		Second Chance	16	23		70	
Times Tied	4		Fast Breaks	19	14	IU	46	40
Time with Lead	06:42	30:29	Bench	17	29		86	

## Maryland 66, Indiana 55

	Official Basketball Box Score - Final									
	Ohio State at Indiana									
	01/28/23 Simon Skjott Assembly Hall, Bloomington, Ind.									
	2022-23 Men's Basketball									

Game Time: 8:00 PM  
Game Duration: 2:09  
Attendance: 17,222

Officials: D.J. Carstensen, Rob Riley Sr., Kevin Bril

Ohio State - 70										
Record: 11-10 (3-7)										
NO. Name	Min	FG M-A	3P M-A	FT M-A	Rebounds OR DR TOT	Fouls PF FD	TP	AS	TO	ST
10 Brice Sensabaugh	F 26:37	9-17	3-5	2-2	3 3 6	1 1	23	1	1	0
14 Justice Sueing	F 25:20	2-7	0-3	1-2	0 3 3	3 3	5	0	1	2
23 Zed Key	F 25:53	4-6	1-1	3-5	2 2 4	3 4	12	0	1	0
2 Bruce Thornton	G 24:10	1-5	0-2	2-2	0 1 1	4 2	4	3	0	1
4 Sean McNeil	G 30:43	3-11	0-5	3-3	0 1 1	0 3	9	1	1	2
13 Isaac Likelele	16:55	0-1	0-0	0-0	0 2 2	4 0	0	3	0	0
34 Felix Okpara	14:33	4-5	0-0	0-3	1 3 4	1 2	9	0	2	0
1 Roddy Gayle Jr.	19:04	2-3	1-2	2-2	2 3 5	2 3	7	1	1	0
3 Eugene Brown III	11:28	1-2	0-1	0-0	1 0 1	0 1	2	0	0	0
0 Tanner Holden	05:17	0-2	0-0	0-0	1 1 2	0 0	0	0	0	0
Team					2 2 4		0	1		
<b>Totals</b>		26-59	5-19	13-19	12 21 33	19 19	70	9	8	5

Shooting By Period										
1st FG%	10-29	34.5%	3PT%	2-9	22.2%	FT%	8-13	61.5%	2nd FG%	16-30
3PT%	3-10	30.0%	FT%	5-6	83.3%	GM FG%	26-59	44.1%	3PT%	5-19
FT%	13-19	68.4%	FT%			FT%				

Dead Ball Rebounds: 3, 0

Technical Fouls: Coach 1<sup>st</sup> 7-50

Indiana - 86										
Record: 15-6 (6-4)										
NO. Name	Min	FG M-A	3P M-A	FT M-A	Rebounds OR DR TOT	Fouls PF FD	TP	AS	TO	ST
12 Miller Kopp	F 29:45	2-5	1-3	0-0	0 2 2	3 0	5	0	0	0
23 Trayce Jackson-Davis	F 33:04	8-18	0-0	2-4	4 6 10	1 5	18	6	3	1
25 Race Thompson	F 21:21	1-6	0-1	3-3	1 3 4	3 2	5	2	2	0
1 Jalen Hood-Schifino	G 31:56	8-12	6-9	2-2	0 1 1	1 4	24	3	1	2
32 Trey Galloway	G 28:26	2-4	1-3	0-0	0 2 2	0 0	5	0	0	1
5 Malik Reneau	22:33	6-10	1-1	2-2	4 4 8	4 4	15	3	1	1
53 Tamar Bates	17:19	2-5	1-3	2-2	0 1 1	3 0	7	2	1	0
10 Kaleb Banks	12:19	2-3	0-0	1-4	3 4 7	1 3	5	1	0	0
11 CJ Gunn	02:19	1-1	0-0	0-0	0 0 0	1 0	2	0	0	0
3 Anthony Leal	00:58	0-0	0-0	0-0	0 0 0	0 0	0	0	0	0
Team					3 1 4		0	1		
<b>Totals</b>		32-64	10-20	12-17	15 24 39	19 18	86	17	9	5

Shooting By Period			
1 <sup>st</sup>	FG%	17-35	48.6%
	3PT%	6-12	50.0%
	FT%	6-9	66.7%
2 <sup>nd</sup>	FG%	15-29	51.7%
	3PT%	4-8	50.0%
	FT%	6-8	75%
GM	FG%	32-64	50.0%
	3PT%	10-20	50.0%
	FT%	12-17	70.6%

Dead Ball Rebounds: 1, 0

Technical Fouls: NONE

	OSU	IU	Points from		Period by Period Scoring				
Biggest lead	7 (1 <sup>st</sup> 16:21)	19 (2 <sup>nd</sup> 5:17)	Turnovers	OSU 13	IU 10	1st	2nd	TOT	
Best Scoring Run	7 (1 <sup>st</sup> 16:21)	17 (2 <sup>nd</sup> 19:43)	Paint	34	38	OSU	30	40	70
Lead Changes	3	2	Second Chance	16	23		IU	46	40
Times Tied	4		Fast Breaks	19	14				
Time with Lead	06:42	30:29	Bench	17	29				

## Indiana 79, Purdue 74

	Official Basketball Box Score - Final									
	Purdue at Indiana									
	02/04/23 Simon Skjott Assembly Hall, Bloomington, Ind.									
	2022-23 Men's Basketball									

Game Time: 4:00 PM  
Game Duration: 2:15  
Attendance: 17,222

Officials: Larry Scrotto, D.J. Carstensen, Kelly Pfeiler

Purdue - 74		Record: 22-2 (11-2)												
NO.	Name	Min	FG M-A	3P M-A	FT M-A	Rebounds OR DR TOT	Fouls PF FD	TP	AS	TO	ST	Blocks BS BA	+/-	
1	Caleb Furst	F 24:02	2-4	1-2	1-2	2 2 4	3 2	6	2	1	0	0	6	
15	Zach Edey	C 31:40	15-19	0-0	3-4	10 8 18	3 7	33	2	5	0	3	0	
2	Fletcher Loyer	G 30:51	4-12	1-6	3-4	1 1 2	3 2	12	2	2	0	1	-4	
3	Braden Smith	G 37:20	1-8	0-1	2-4	0 2 2	2 3	4	6	1	3	0	2	
25	Ethan Morton	G 20:38	1-2	0-1	0-0	2 0 2	2 0	2	2	0	0	0	0	
5	Brandon Newman	14:31	1-2	1-2	0-0	0 1 1	1 1	3	0	1	0	0	-3	
0	Mason Gillis	14:39	2-5	1-3	0-0	0 4 4	2 0	5	0	3	0	0	-11	
14	David Jenkins Jr.	16:40	2-3	2-3	0-1	0 1 1	0 3	6	1	2	0	0	-6	
4	Trey Kaufman-Renn	09:39	1-2	0-0	1-2	0 2 2	0 1	3	0	1	1	0	-8	
Team						2 0 2		0						
Totals			29-57	6-18	10-17	17 21 38	16 19	74	15	16	4	3	5	-5

## INDIANA GAME BY GAME

Opponent	Date	Score		FG-FGA	PCT	3FG-3FGA	PCT	FT-FTA	PCT	OFF	DEF	TOT	AVG	PF	A	TO	BLK	STL	PTS	AVG
Morehead St.	11/07/2022	88-53	W	36-59	.610	4-11	.364	12-21	.571	6	27	33	33.0	12	16	10	4	9	88	88.0
Bethune-Cookman	11/10/2022	101-49	W	35-60	.583	10-24	.417	21-22	.955	12	29	41	37.0	18	27	13	2	10	101	94.5
at Xavier	11/18/2022	81-79	W	30-58	.517	4-12	.333	17-26	.654	12	25	37	37.0	20	16	11	7	6	81	90.0
vs Miami (OH)	11/20/2022	86-56	W	31-63	.492	7-21	.333	17-24	.708	14	32	46	39.3	14	15	11	7	8	86	89.0
Little Rock	11/23/2022	87-68	W	34-59	.576	6-17	.353	13-19	.684	7	34	41	39.6	20	18	13	11	3	87	88.6
Jackson St.	11/25/2022	90-51	W	34-59	.576	10-22	.455	12-16	.750	7	25	32	38.3	13	23	10	5	10	90	88.8
North Carolina	11/30/2022	77-65	W	31-62	.500	3-13	.231	12-18	.667	9	31	40	38.6	21	13	8	6	7	77	87.1
at Rutgers	12/03/2022	48-63	L	17-56	.304	6-25	.240	8-14	.571	9	24	33	37.9	20	9	14	5	5	48	82.3
Nebraska	12/07/2022	81-65	W	32-60	.533	11-25	.440	6-8	.750	7	28	35	37.6	15	22	15	6	8	81	82.1
vs Arizona	12/10/2022	75-89	L	29-69	.420	10-25	.400	7-9	.778	13	21	34	37.2	19	18	10	3	6	75	81.4
at Kansas	12/17/2022	62-84	L	20-53	.377	6-19	.316	16-20	.800	9	23	32	36.7	10	13	23	9	9	62	79.6
Elon	12/20/2022	96-72	W	40-69	.580	8-20	.400	8-14	.571	10	29	39	36.9	20	23	13	6	11	96	81.0
Kennesaw St.	12/23/2022	69-55	W	23-46	.500	7-18	.389	16-26	.615	5	35	40	37.2	15	12	11	3	2	69	80.1
at Iowa	01/05/2023	89-91	L	32-59	.542	8-15	.533	17-26	.654	9	23	32	36.8	23	21	14	7	6	89	80.7
Northwestern	01/08/2023	83-84	L	32-62	.516	9-18	.500	10-14	.714	11	29	40	37.0	21	14	16	5	2	83	80.9
at Penn St.	01/11/2023	66-85	L	26-59	.441	4-14	.286	10-18	.556	13	25	38	37.1	10	15	11	4	1	66	79.9
Wisconsin	01/14/2023	63-45	W	29-62	.468	1-8	.125	4-5	.800	9	33	42	37.4	16	10	8	6	4	63	78.9
at Illinois	01/19/2023	80-65	W	34-55	.618	3-9	.333	9-13	.692	9	30	39	37.4	19	13	17	6	4	80	79.0
Michigan St.	01/22/2023	82-69	W	26-55	.473	9-15	.600	21-24	.875	9	23	32	37.2	21	13	9	6	4	82	79.2
at Minnesota	01/25/2023	61-57	W	23-56	.411	4-14	.286	11-18	.611	10	35	45	37.6	16	17	10	10	2	61	78.3
Ohio St.	01/28/2023	86-70	W	32-64	.500	10-20	.500	12-17	.706	15	24	39	37.6	19	17	9	3	5	86	78.6
at Maryland	01/31/2023	55-66	L	21-56	.375	3-11	.273	10-12	.833	12	28	40	37.7	20	11	12	3	2	55	77.5
Purdue	02/04/2023	79-74	W	30-57	.526	4-10	.400	15-18	.833	8	14	22	37.0	19	11	8	5	11	79	77.6
<b>Total</b>		<b>1785</b>		<b>677-1358</b>	<b>.499</b>	<b>147-386</b>	<b>.381</b>	<b>284-402</b>	<b>.706</b>	<b>225</b>	<b>627</b>	<b>852</b>	<b>37.0</b>	<b>401</b>	<b>367</b>	<b>276</b>	<b>129</b>	<b>135</b>	<b>1785</b>	<b>77.6</b>
Opponents		1555		558-1361	.410	166-505	.329	273-404	.676	230	521	751	32.7	378	265	275	65	159	1555	67.6

## OPPONENT GAME BY GAME

Opponent	Date	Score		FG-FGA	PCT	3FG-3FGA	PCT	FT-FTA	PCT	OFF	DEF	TOT	AVG	PF	A	TO	BLK	STL	PTS	AVG
Morehead St.	11/07/2022	88-53	W	20-54	.370	9-30	.300	4-5	.800	7	21	28	28.0	18	8	21	1	4	53	53.0
Bethune-Cookman	11/10/2022	101-49	W	20-51	.392	3-15	.200	6-13	.462	5	14	19	23.5	21	8	19	1	7	49	51.0
at Xavier	11/18/2022	81-79	W	28-64	.438	7-17	.412	16-22	.727	13	21	34	27.0	21	18	12	5	8	79	60.3
vs Miami (OH)	11/20/2022	86-56	W	22-68	.324	10-34	.294	2-5	.400	14	21	35	29.0	19	10	14	4	5	56	59.3
Little Rock	11/23/2022	87-68	W	22-66	.333	7-25	.280	17-24	.708	14	20	34	30.0	21	11	12	2	4	68	61.0
Jackson St.	11/25/2022	90-51	W	19-53	.358	6-22	.273	7-13	.538	8	22	30	30.0	15	6	22	3	7	51	59.3
North Carolina	11/30/2022	77-65	W	20-59	.339	5-18	.278	20-27	.741	12	27	39	31.3	18	5	10	3	4	65	60.1
at Rutgers	12/03/2022	48-63	L	22-60	.367	6-21	.286	13-19	.684	17	30	47	33.3	18	11	13	5	7	63	60.5
Nebraska	12/07/2022	81-65	W	24-56	.429	6-23	.261	11-14	.786	4	21	25	32.3	11	10	13	1	6	65	61.0
vs Arizona	12/10/2022	75-89	L	31-63	.492	10-25	.400	17-25	.680	16	28	44	33.5	15	21	10	5	6	89	63.8
at Kansas	12/17/2022	62-84	L	35-68	.515	7-16	.438	7-7	1.000	10	25	35	33.6	15	19	14	4	17	84	65.6
Elon	12/20/2022	96-72	W	25-53	.472	10-24	.417	12-17	.706	1	22	23	32.8	14	11	19	0	9	72	66.2
Kennesaw St.	12/23/2022	69-55	W	18-55	.327	10-25	.400	9-15	.600	4	24	28	32.4	22	13	8	2	5	55	65.3
at Iowa	01/05/2023	89-91	L	31-65	.477	7-19	.368	22-25	.880	13	24	37	32.7	18	16	12	3	7	91	67.1
Northwestern	01/08/2023	83-84	L	29-63	.460	7-19	.368	19-28	.679	9	23	32	32.7	19	15	7	5	14	84	68.3
at Penn St.	01/11/2023	66-85	L	32-59	.542	18-31	.581	3-4	.750	3	26	29	32.4	15	19	7	4	6	85	69.3
Wisconsin	01/14/2023	63-45	W	18-56	.321	5-24	.208	4-11	.364	8	24	32	32.4	11	6	9	0	4	45	67.9
at Illinois	01/19/2023	80-65	W	24-62	.387	8-19	.421	9-23	.391	14	13	27	32.1	8	7	9	2	11	65	67.7
Michigan St.	01/22/2023	82-69	W	23-53	.434	4-14	.286	19-28	.679	8	22	30	32.0	20	6	10	1	5	69	67.8
at Minnesota	01/25/2023	61-57	W	22-64	.344	5-25	.200	8-14	.571	11	28	39	32.4	13	14	5	4	8	57	67.3
Ohio St.	01/28/2023	86-70	W	26-59	.441	5-19	.263	13-19	.684	12	21	33	32.4	18	9	8	2	5	70	67.4
at Maryland	01/31/2023	55-66	L	18-53	.340	5-22	.227	25-29	.862	10	23	33	32.4	12	7	5	5	6	66	67.3
Purdue	02/04/2023	79-74	W	29-57	.509	6-18	.333	10-17	.588	17	21	38	32.7	16	15	16	3	4	74	67.6
<b>Total</b>		<b>1555</b>		<b>558-1361</b>	<b>.410</b>	<b>166-505</b>	<b>.329</b>	<b>273-404</b>	<b>.676</b>	<b>230</b>	<b>521</b>	<b>751</b>	<b>32.7</b>	<b>378</b>	<b>265</b>	<b>275</b>	<b>65</b>	<b>159</b>	<b>1555</b>	<b>67.6</b>
Indiana		1785		677-1358	.499	147-386	.381	284-402	.706	225	627	852	37.0	401	367	276	129	135	1785	77.6



## INDIANA PLAYER HIGHS

Points	35	Trayce Jackson-Davis at Illinois (1/19/23)
	33	Jalen Hood-Schifino vs. Northwestern (1/8/23)
	31	Trayce Jackson-Davis vs. Michigan State (1/22/23)
	30	Trayce Jackson-Davis at Iowa (1/5/23)
	30	Trayce Jackson-Davis at Xavier (11/18/22)
FG Made	15	Trayce Jackson-Davis at Illinois (1/19/23)
	13	Trayce Jackson-Davis at Xavier (11/18/22)
FG Attempted	20	Trayce Jackson-Davis vs. Michigan State (1/22/23)
	20	Trayce Jackson-Davis at Iowa (1/5/23)
FG% (Min. 5 made)	.900	T. Jackson-Davis (9-10) vs. Bethune-Cookman (11/10/22)
	.875	2x, last: Race Thompson (7-8) vs. Little Rock (11/23/22)
3FG Made	6	Jalen Hood-Schifino vs. Ohio State (1/28/23)
	5	5x, last: Tamar Bates vs. Michigan State (1/22/23)
3FG Attempted	9	Jalen Hood-Schifino vs. Ohio State (1/28/23)
	9	Miller Kopp at Rutgers (12/3/22)
3FG% (Min. 3 made)	1.000	Trey Galloway (3-3) vs. Michigan State (1/22/23)
	.833	Tamar Bates (5-6) vs. Michigan State (1/22/23)
FT Made	11	Trayce Jackson-Davis vs. Michigan State (1/22/23)
	8	2x, last: Trayce Jackson-Davis at Iowa (1/5/23)
FT Attempted	13	Trayce Jackson-Davis vs. Michigan State (1/22/23)
	10	4x, last: Trayce Jackson-Davis at Penn State (1/11/23)
FT% (Min. 5 made)	1.000	Race Thompson (6-6) vs. Little Rock (11/23/22)
	1.000	Kaleb Banks (6-6) vs. Bethune-Cookman (11/10/22)
Rebounds	24	Trayce Jackson-Davis vs. Northwestern (1/8/23)
	21	Trayce Jackson-Davis at Minnesota (1/25/23)
Assists	11	Xavier Johnson vs Arizona (12/10/22)
	10	2x, last: Trayce Jackson-Davis vs. Nebraska (12/7/22)
Steals	4	Xavier Johnson at Rutgers (12/3/22)
	3	5x, last: Trey Galloway vs. Purdue (2/4/23)
Blocks	9	Trayce Jackson-Davis at Kansas (12/17/22)
	6	Trayce Jackson-Davis at Minnesota (1/25/23)
Turnovers	7	Xavier Johnson vs. Nebraska (12/7/22)
	6	2x, last: Jalen Hood-Schifino vs. Northwestern (1/8/23)

## OPPONENT PLAYER HIGHS

Points	33	Zach Edey vs. Purdue (2/4/23)
	30	Kris Murray at Iowa (1/5/23)
	26	Terrance Shannon Jr. at Illinois (1/19/23)
	26	Boo Buie vs. Northwestern (1/8/23)
	25	Seth Lundy at Penn State (1/11/23)
FG Made	15	Zach Edey vs. Purdue (2/4/23)
	11	Kris Murray at Iowa (1/5/23)
FG Attempted	19	Zach Edey vs. Purdue (2/4/23)
	18	5x; last: Donta Scott at Maryland (1/31/23)
FG% (Min. 5 made)	.789	Zach Edey (15-19) vs. Purdue (2/4/23)
	.750	Jaden Akins (6-8) vs. Michigan State (1/22/23)
3FG Made	7	Seth Lundy at Penn State (1/11/23)
	7	Andrew Funk at Penn State (1/11/23)
3FG Attempted	12	Seth Lundy at Penn State (1/11/23)
	12	Andrew Funk at Penn State (1/11/23)
3FG% (Min. 3 made)	1.000	Adama Bal (3-3) vs. Arizona (12/10/22)
	.800	Gradey Dick (4-5) at Kansas (12/17/22)
FT Made	9	Joey Hauser vs. Michigan State (1/22/23)
	8	Chase Audige vs. Northwestern (1/8/23)
FT Attempted	12	Joey Hauser vs. Michigan State (1/22/23)
	10	2x, last: A.J. Hoggard vs. Michigan State (1/22/23)
FT% (Min. 5 made)	1.000	Donta Scott (6-6) at Maryland (1/31/23)
	1.000	4x, last: Connor McCaffery (6-6) at Iowa (1/5/23)
Rebounds	18	Zach Edey vs. Purdue (2/4/23)
	12	2x; last: Omar Ballo vs. Arizona (12/10/22)
Assists	10	Dajuan Harris at Kansas (12/17/22)
	8	2x, last: Jalen Pickett at Penn State (1/11/23)
Steals	6	Chase Audige vs. Northwestern (1/8/23)
	5	2x, last: Gradey Dick at Kansas (12/17/22)
Blocks	3	Zach Edey vs. Purdue (2/4/23)
	3	2x; last: Robbie Beran vs. Northwestern (1/8/23)
Turnovers	6	Kerr Kriisa vs. Arizona (12/10/22)
	5	3x, last: Zach Edey vs. Purdue (2/4/23)

## SPECIALITY STATS

GAME	PAINT	2ND	OFF TO	FB	BENCH
Morehead State	52-18	11-11	29-9	16-7	45-8
Bethune-Cookman	42-26	13-5	29-11	33-3	51-9
at Xavier	50-40	15-11	15-9	11-4	13-15
vs. Miami (OH)	42-16	17-8	27-12	17-9	34-15
Little Rock	55-22	12-21	14-14	11-6	26-16
Jackson State	44-18	11-7	27-9	24-6	49-10
North Carolina	50-24	6-14	17-4	12-5	18-14
at Rutgers	14-24	14-17	12-13	3-7	6-20
Nebraska	38-30	11-4	14-13	4-6	23-4
vs. Arizona	22-42	12-17	6-18	15-15	19-17
at Kansas	24-50	8-8	13-28	12-22	21-21
Elon	58-24	11-0	18-13	17-7	37-22
Kennesaw State	24-14	6-5	9-16	10-2	26-15
at Iowa	48-46	10-14	12-20	11-10	15-16
Northwestern	38-40	7-7	6-25	7-16	18-5
at Penn State	28-24	13-2	12-17	8-4	20-15
Wisconsin	42-22	10-8	7-5	3-2	6-19
at Illinois	54-32	16-13	5-18	4-11	5-13
Michigan State	34-26	9-4	13-15	8-13	25-9
at Minnesota	36-24	11-8	2-12	9-3	10-11
Ohio State	38-34	23-16	10-13	14-19	29-17
at Maryland	28-26	10-15	6-14	2-5	10-9
Purdue	40-44	8-12	20-8	12-8	15-17
Rutgers					
at Michigan					
at Northwestern					
Illinois					
at Michigan State					
at Purdue					
Iowa					
Michigan					

## INDIANA STARTERS

GAME	G	G	G/F	F	F/C
Morehead State	Johnson	Hood-Schifino	Kopp	Thompson	Jackson-Davis
Bethune-Cookman	Johnson	Hood-Schifino	Kopp	Thompson	Jackson-Davis
at Xavier	Johnson	Hood-Schifino	Kopp	Thompson	Jackson-Davis
vs. Miami (OH)	Johnson	Hood-Schifino	Kopp	Thompson	Jackson-Davis
Little Rock	Johnson	Hood-Schifino	Kopp	Thompson	Reneau
Jackson State	Johnson	Hood-Schifino	Kopp	Thompson	Jackson-Davis
North Carolina	Johnson	Hood-Schifino	Kopp	Thompson	Jackson-Davis
at Rutgers	Johnson	Galloway	Kopp	Thompson	Jackson-Davis
Nebraska	Johnson	Galloway	Kopp	Thompson	Jackson-Davis
vs. Arizona	Johnson	Galloway	Kopp	Thompson	Jackson-Davis
at Kansas	Johnson	Hood-Schifino	Kopp	Thompson	Jackson-Davis
Elon	Galloway	Hood-Schifino	Kopp	Thompson	Reneau
Kennesaw State	Galloway	Hood-Schifino	Kopp	Thompson	Reneau
at Iowa	Hood-Schifino	Bates	Kopp	Thompson	Jackson-Davis
Northwestern	Hood-Schifino	Bates	Kopp	Geronimo	Jackson-Davis
at Penn State	Hood-Schifino	Galloway	Kopp	Geronimo	Jackson-Davis
Wisconsin	Hood-Schifino	Galloway	Kopp	Geronimo	Jackson-Davis
at Illinois	Hood-Schifino	Galloway	Kopp	Geronimo	Jackson-Davis
Michigan State	Hood-Schifino	Galloway	Kopp	Geronimo	Jackson-Davis
at Minnesota	Hood-Schifino	Galloway	Kopp	Thompson	Jackson-Davis
Ohio State	Hood-Schifino	Galloway	Kopp	Thompson	Jackson-Davis
at Maryland	Hood-Schifino	Galloway	Kopp	Thompson	Jackson-Davis
Purdue	Hood-Schifino	Galloway	Kopp	Thompson	Jackson-Davis
Rutgers					
at Michigan					
at Northwestern					
Illinois					
at Michigan State					
at Purdue					
Iowa					
Michigan					



# THE LAST TIME...

## TEAM

**IU ranked in A.P. Top 25:** ..... 21st, Jan. 30, 2023  
**IU ranked in Coaches' top 25:** ..... 22nd, Jan. 30, 2023  
**IU played A.P. No. 1 team:** ..... 2/4/23, Purdue (W, 79-74)  
**IU defeated A.P. No. 1 team:** ..... 2/4/23, Purdue (W, 79-74)  
 IU defeated team ranked 2-10 by A.P.: ..... 1/20/22, Purdue (4) W, 68-65  
**IU defeated team ranked in AP Top 25:** ..... 2/4/23, Purdue (W, 79-74)  
 IU defeated A.P. Top 25 on the road: ..... 1/21/21, at Iowa (4) W, 81-69  
 IU defeated A.P. Top 10 on the road: ..... 1/21/21, at Iowa (4) W, 81-69  
 IU defeated A.P. Top 25 on neutral site: ..... 3/11/22, vs. Illinois (16) W, 65-63  
 ..... Big Ten Tournament (Quarterfinal), Indianapolis

## FIELD GOAL SHOOTING

**IU shot 50 percent or better:** ..... .526 (30-57), vs. No. 1/1 Purdue, 2/4/23  
**IU shot 60 percent or better:** ..... .618 (34-55), at No. RV/23 Illinois, 1/19/23  
 IU shot 70 percent or better: ..... .706 (36-51), vs. Mount St. Mary's, 12/19/12  
**IU made 30-39 field goals:** ..... 30, vs. No. 1/1 Purdue, 2/4/23  
**IU made 40-49 field goals:** ..... 40, vs. Elon, 12/20/22  
 IU made 50 or more field goals: ..... 52, vs. South Dakota, 11/27/76  
 IU attempted 70-79 field goals: ..... 72, at Michigan State, 2/2/19  
 IU attempted 80-89 field goals: ..... 83, vs. Buffalo, 12/10/99  
 IU attempted 90 or more field goals: ..... 92, vs. Iowa, 1/11/75  
 IU shot 60+ percent in consecutive games: ..... (.667) vs. Delaware State, 12/19/16  
 ..... (.600) vs. Austin Peay, 12/22/16  
 IU player was perfect from field (5 att.): ..... 7-7, Xavier Johnson vs. Maryland, 2/24/22

## 3-POINT SHOOTING

**IU shot 50 percent or better:** ..... .500 (10-20) vs. Ohio State, 1/28/23  
**IU shot 60 percent or better:** ..... .600 (9-15), vs. Michigan State, 1/22/23  
 IU shot 70 percent or better: ..... .769 (10-13) vs. Penn State, 1/26/22  
 IU shot 80 percent or better: ..... .889 (8-9), vs. San Francisco, 12/20/98  
 IU made 0 3-pointers: ..... 2/25/10 vs. Wisconsin (0-for-5)  
**IU made 10+ 3-point field goals:** ..... 10, vs. Ohio State, 1/28/23  
 IU made 15 or more 3-point field goals: ..... 15, vs. Austin Peay, 12/22/16  
**IU attempted 20-29 3-point field goals:** ..... 20, vs. Ohio State, 1/28/23  
 IU attempted 30-39 3-point field goals: ..... 33, vs. N. Alabama, 12/13/20  
 IU player was perfect from 3-point line (5 att.): ..... 5-5, Robert Johnson vs. IPFW, 12/9/15  
 IU player made 10 consecutive 3-pointers: ..... 12/23/05 - 1/3/06  
 ..... Robert Vaden (12 straight over 3 games)

## FREE THROW SHOOTING

**IU shot 80% or better:** ..... .833 (15-18), vs. No. 1/1 Purdue, 2/4/23  
**IU shot 90% or better:** ..... .955 (21-22), vs. Bethune-Cookman, 11/10/22  
 IU shot 100%: ..... 1.000 (10-10), at Purdue, 3/5/22  
**IU made 20+ free throws:** ..... 21, vs. Michigan State, 1/22/23  
 IU made 30+ free throws: ..... 37, vs. N. Alabama, 11/12/19  
 IU made 40+ free throws: ..... 45, vs. Chicago State, 11/8/13  
 IU opponent made 0 free throws: ..... 12/29/07 vs. Chicago State (0-for-5)  
**IU attempted 10 or fewer free throws:** ..... (4-5), vs. No. 18/18 Wisconsin, 1/14/23  
 IU attempted 30+ free throws: ..... 32, vs. Merrimack, 12/12/21  
 IU attempted 40+ free throws: ..... 45, vs. N. Alabama, 11/12/19  
 IU attempted 50+ free throws: ..... 55, vs. Chicago State, 11/8/13  
 IU attempted 60+ free throws: ..... 60, vs. Michigan, 2/15/65  
 IU player was perfect at FT line (10 att.): ..... 10-10, Xavier Johnson at Ohio State, 2/21/22

## SCORING

**IU scored 90+ points:** ..... 101, vs. Bethune-Cookman, 11/10/22  
**IU scored 100+ points:** ..... 101, vs. Bethune-Cookman, 11/10/22  
 IU scored 110+ points: ..... 110, at Syracuse, 11/30/21  
**IU had five players score 10+:** ..... vs. Elon, 12/20/22  
 ..... Race Thompson (18), Jalen Hood-Schifino (17), Miller Kopp (13)  
 ..... CJ Gunn (11), Logan Duncomb (10)  
 IU had six players score 10+: ..... vs. Alcorn State, 11/30/15  
 ..... James Blackmon Jr. (33), Thomas Bryant (13), Kevin "Yogi" Ferrell (13),  
 ..... Robert Johnson (12), Troy Williams (11), Collin Hartman (10)  
**IU player scored 30+:** ..... 31, Trayce Jackson-Davis vs. Michigan State, 1/22/23  
 IU players scored 40+: ..... 43, Trayce Jackson-Davis vs. Marshall, 11/27/21  
 IU had three players scored 20+ in the same game: ..... at Syracuse, 11/30/21  
 ..... Trayce Jackson-Davis (31), Miller Kopp (28), Parker Stewart (20)  
**IU player scored 20+ in a half:** ..... 20, (1st) J. Hood-Schifino vs. Ohio State, 1/28/23  
**IU player scored 30+ points in consecutive games:** ..... Jan. 19 & 22, 2023  
 ..... Trayce Jackson-Davis, (35 points at Illinois, 31 points vs. Michigan State)  
 IU player scored 30+ points in 4 straight games: ..... 1971 - George McGinnis, Twice

## REBOUNDING

**IU had 40+ rebounds:** ..... 40, at Maryland, 1/31/23  
 IU had 50+ rebounds: ..... 54, vs. Merrimack, 12/12/21  
 IU had 60+ rebounds: ..... 62, vs. Chicago State, 11/8/13  
**IU player had 15+:** ..... 20, Trayce Jackson-Davis at Maryland, 1/31/23  
**IU player had 20+ rebounds:** ..... 20, Trayce Jackson-Davis at Maryland, 1/31/23  
 Three players with 10+ rebounds in same game: ..... 2/1/17  
 ..... Thomas Bryant (11), Robert Johnson (11), Devonte Green (10) vs. Penn State

## ASSISTS

**IU had 20+ assists:** ..... 21, at Iowa, 1/5/23  
 IU had 30+ assists: ..... 31, at Alaska Anchorage, 11/21/01  
**IU player had 10+ assists:** ..... 11, Xavier Johnson, vs. No. 10/9 Arizona, 12/10/22  
 IU player had double digit assists in consecutive games: ..... 1990-91 season  
 ..... Jamal Meeks (12/1/90 - 12 assists and 12/4/90 - 11 assists)

## TURNOVERS

**IU had 10 or Less Turnovers:** ..... 8 vs. No. 1/1 Purdue, 2/4/23

## DEFENSIVE

**IU had 10+ blocked shots:** ..... 10, at Minnesota, 1/25/23  
**IU player had 5+ blocked shots:** ..... 5, Jackson-Davis vs. No. 1/1 Purdue, 2/4/23  
**IU had 10+ steals:** ..... 11, vs. No. 1/1 Purdue, 2/4/23  
 IU had 15+ steals: ..... 15, vs. Chattanooga, 11/13/11  
 IU player had 5+ steals: ..... 7, Race Thompson, vs. Michigan State, 2/20/21

## DOUBLE-DOUBLES/MISCELLANEOUS

**IU player had a triple-double:** ..... Trayce Jackson-Davis (12p, 11r, 10a)  
 ..... vs. Nebraska, 12/7/22 (3rd in school history)

**IU player had a double-double:** ..... Trayce Jackson-Davis (18p, 20r)  
 ..... at Maryland, 1/31/23

**Two IU players had a double-double in the same game:** ..... vs. No. 18/18 Wisconsin, 1/14/23  
 ..... Trayce Jackson-Davis (18p, 12r) & Jordan Geronimo (12p, 11r)

Three IU players had a double-double in the same game: ..... 2/1/17 vs. Penn State  
 ..... Thomas Bryant (31p, 11r), Robert Johnson (27p, 11r) and Devonte Green (10p, 10r)

**IU player had 30/10 game:** ..... Trayce Jackson-Davis (31p, 15r)  
 ..... vs. Michigan State, 1/22/23

**IU player led team in points, rebounds, assists in same game:** ..... Trayce Jackson-Davis  
 ..... vs. Michigan State, 1/22/23 (31 points, 15 rebounds, 4 assists)

**IU player had 20 points and 20 rebounds in a game:** ..... 1/25/23  
 ..... Trayce Jackson-Davis: 25 points, 21 rebounds at Minnesota

IU played OT: ..... 2/21/22 at Ohio State, L, 69-80 (OT)

IU played 2OT: ..... 11/30/21 at Syracuse, L, 110-112 (2OT)

IU played 3OT: ..... 2/11/17 vs. Penn State, W, 110-102 (2nd-ever 3OT game)

**IU shot 60% from the floor in a half:** ..... vs. No. 1/1 Purdue, 2/4/23  
 ..... (First Half - .621 18-29)

IU shot 70% from the floor in a half: ..... vs. Maryland, 2/24/22  
 ..... (Second Half - .750, 15-20)

IU shot 80% from the floor in a half: ..... 11/16/15 vs. Austin Peay  
 ..... (Second Half - .808, 21-26)

IU had four players play at least 40 minutes in a single game: ..... 2/1/17, vs. Penn State  
 ..... Robert Johnson (50), Josh Newkirk (46), Devonte Green (45), Thomas Bryant (44)

IU had five players play at least 40 minutes in a single game: ..... 1/15/05 at Purdue,  
 ..... (Bracey Wright (48), D.J. White (46), Marshall Strickland (46),  
 ..... Robert Vaden (45) and A.J. Ratliff (40))

**Overcame a deficit with five minutes left to win:** ..... 1/25/23 at Minnesota  
 ..... trailed 55-54 (5:00), won 61-57

Overcame a halftime deficit in two consecutive games to win:  
 ..... 3/10/22 vs. Michigan (trailed 41-28 and won 74-69),  
 ..... 3/11/22 vs. Illinois (trailed 33-31 and won 65-63)

Overcame a halftime deficit in two consecutive road games to win:  
 ..... 3/1/06 at Purdue (trailing 27-25 and won 70-59)  
 ..... 3/4/06 at Michigan (trailing 38-34 and won 71-68)

Overcame a halftime deficit in three consecutive games to win:  
 ..... 3/1/06 at Purdue (trailing 27-25 and won 70-59)  
 ..... 3/4/06 at Michigan (trailing 30-27 and won 69-67)  
 ..... 3/10/06 vs. Wisconsin (trailing 19-15 and won 61-56)

# MIKE WOODSON

**Second Year at Indiana • Second Year as College Head Coach**

**Record at Indiana: 37-21 Overall, Second Year**

• Indiana University Vice President and Director of Athletics Scott Dolson has named former Hoosier All-American and Indianapolis native Mike Woodson as the 30th head coach in the men's basketball program's history.

• Woodson returns to the Bloomington campus with vast experiences and knowledge after playing in the NBA for 11 seasons beginning in 1980 and serving as a coach in the league beginning in 1996 for seven NBA franchises, including nine years combined as a head coach with the Atlanta Hawks and New York Knicks. He was currently serving as an assistant coach with the Knicks.

• "This is a great day and a great fit for Indiana Basketball," said IU Vice President and Director of Intercollegiate Athletics Scott Dolson. "Throughout this process, I was looking for someone I could partner with to return Indiana Basketball to a level of success that Hoosier fans have come to know and expect, and Mike is that person."

• "During the last two weeks, I have spoken with numerous individuals at the college and NBA levels, and they were unanimous in their support of and respect for Mike. From his ability in terms of X's and O's to his skill at building relationships and developing players, his reputation is outstanding. As a coach, he's succeeded at the highest levels of the NBA, and he's mentored some of the game's all-time great players. On top of all of that, as one of our program's legendary players, Mike certainly gives us a bridge to our past. But more important than what he did as a former Hoosier player, he's someone who shares my vision for what Indiana Basketball is about, and I'm thrilled about what this day means for our program."

• Woodson was the 1980 Big Ten Player of the Year and NABC All-American as a senior in leading the Hoosiers to a conference title and a berth in the NCAA Tournament's Sweet Sixteen. Despite undergoing back surgery in December and missing seven weeks, he was honored as the Chicago Tribune's Silver Basketball Award Winner following the season.

• As head coach of the Knicks, Woodson guided his 2012-13 Atlantic Division Champions to their first appearance in the Eastern Conference semifinals since 2000 and finished his tenure as New York's coach with a record of 109-79 (.680). As an NBA head coach with Atlanta (2004-2010) and New York (2011-2014), Woodson saw his teams compile two 50-plus win seasons including a personal high of 54 victories during the 2012-13 season with the Knicks. Woodson joined the Knicks staff following six seasons as head coach of the Hawks, where he guided the Hawks to the NBA Playoffs in each of his last three seasons (including 2007-08, ending Atlanta's eight-year Playoff drought), and into the Eastern Conference Semifinals in his last two seasons. In the Playoffs, he piloted the Hawks to back-to-back Game 7 wins in the first round over Miami in 2009 and Milwaukee in 2010.

• Before joining the Hawks, Woodson served for one season (2003-04) as an assistant coach with the Detroit Pistons, where he earned an NBA Championship ring as one of the chief architects behind Detroit's suffocating defense that helped lift the Pistons to the 2004 NBA title. Prior to his six years at the helm of the Hawks, Woodson logged eight seasons as an assistant coach with Milwaukee (1996-97 through 1998-99), Cleveland (1999-2000 through 2000-01), Philadelphia (2001-02 through 2002-03) and Detroit (2003-04).

• Among the All-Stars he's mentored are Ray Allen (Milwaukee Bucks), Kenny Anderson (Atlanta Hawks), Carmelo Anthony (New York Knicks), Chauncey Billups (Detroit Pistons), Sam Cassell (Milwaukee Bucks), Derrick Coleman (Philadelphia 76ers), Baron Davis (New York Knicks), Blake Griffin (Los Angeles Clippers), Richard Hamilton (Detroit Pistons), Al Horford (Atlanta Hawks), Allen Iverson (Philadelphia 76ers), Joe Johnson (Atlanta Hawks), DeAndre Jordan (Los Angeles Clippers), Shawn Kemp (Cleveland Cavaliers), Jason Kidd (New York Knicks), Kenyon Martin (New York Knicks), Dikembe Mutombo (Philadelphia 76ers), Chris Paul (Los Angeles Clippers), Paul Pierce (Los Angeles Clippers), Julius Randle (New York Knicks), Glenn Robinson (Milwaukee Bucks), Derrick Rose (New York Knicks), Amar'e Stoudemire (New York Knicks), Antoine Walker (Atlanta Hawks), Ben Wallace (Detroit Pistons) and Rasheed Wallace (Detroit Pistons, New York Knicks).


• As an assistant, he has worked for greats such as Chris Ford (Bucks), George Karl (Bucks), Larry Brown (76ers and Pistons), Mike D'Antoni (Knicks), Doc Rivers (Clippers), and Tom Thibodeau (Knicks).

• The Knicks selected Woodson with the 12th pick of the 1980 NBA Draft and he enjoyed an 11-year NBA playing career, averaging 14.0 points over 786 games for the Knicks (1980-81), New Jersey (1981-82), Kansas City/Sacramento (1981-82 through 1985-86), the LA Clippers (1986-87 through 1987-88), Houston (1988-89 through 1990-91) and Cleveland (1990-91). He scored a career-high 18.2 ppg with Kansas City in 1982-83. He also averaged 12.2 points in 13 career Playoff games over five post-seasons. Woodson's NBA playing career began in 1980-81, when he averaged 4.7 points over 11.7 minutes in 81 contests with the Knicks.

• He had the honor of playing for some of the most decorated coaches in league history including Red Holzman (Knicks) Larry Brown (Nets) Cotton Fitzsimmons (Kings); Gene Shue (Clippers), Don Chaney (Clippers and Rockets).

• Woodson played 104 games for the Hoosiers after graduating in 1976 from Broad Ripple High School and is the fifth all-time leading scorer with 2,061 points and his 19.8 points per game average is tied (Calbert Cheaney) for the second highest by a Hoosier who played four seasons in college. He averaged 21.0 points during his junior season and helped lead Indiana to an NIT Championship. Woodson captained the USA's Pan American Games team to a gold medal during the summer prior to his senior year and was all set to have a perfect season with the Hoosiers who were ranked No. 1 in the preseason of the 1979-80 campaign. After five games, Woodson suffered a herniated disc in his back and had to undergo surgery. Upon losing Woodson, the Hoosiers went 7-5 in the Big Ten until he returned to spark Indiana back into action. IU finished the conference season with six straight victories and won the Big Ten title. Woodson was the MVP after playing in only six league games that season.

• The 63-year old was born on Mar. 24, 1958 in Indianapolis. At Broad Ripple High School in Indianapolis, he averaged 28.6 points as a senior, scored 1,154 points in his career, and earned All-State honors while being a member of the Indiana All-Stars. He was inducted into the IU Athletics Hall of Fame in 1992 and the Indiana Basketball Hall of Fame in 2010. Mike and his wife, Terri, have two daughters, Alexis and Mariah, who were volleyball players at Georgia Tech. Alexis also played one season at IU.



**BIRTHDATE**  
March 24, 1958

**BIRTHPLACE**  
Indianapolis, Ind.

**WIFE**  
Terri

**CHILDREN**  
Alexis, Mariah

**HIGH SCHOOL**  
Broad Ripple

**COLLEGE**  
Indiana ('80)

**DEGREE**  
B.A., Recreation

## COACHING EXPERIENCE

**MILWAUKEE BUCKS**  
1996-99: Assistant Coach

**CLEVELAND CAVALIERS**  
1999-2001: Assistant Coach

**PHILADELPHIA 76ERS**  
2001-03: Assistant Coach

**DETROIT PISTONS**  
2003-04: Assistant Coach

**ATLANTA HAWKS**  
2004-10: Head Coach

**NEW YORK KNICKS**  
2011-12: Assistant Coach  
2012-14: Head Coach

**LOS ANGELES CLIPPERS**  
2014-18: Assistant Coach

**NEW YORK KNICKS**  
2020-21: Assistant Coach

**INDIANA**  
2021-Present: Head Coach



# #0 || XAVIER JOHNSON

SENIOR+ • GUARD • 6-3 • 200

WOODBIDGE, VA. • BISHOP O'CONNELL • PITTSBURGH

SCORED 1,674 CAREER POINTS AT INDIANA AND PITTSBURGH

2022-23 (SENIOR+)

Out indefinitely (foot) after an injury suffered at Kansas on Dec. 17 ... dished out two assists to go along with one rebound and one steal at No. 8/6 Kansas (Dec. 17) ... charted an 11-point, 11-assist double-double against No. 10/9 Arizona in Las Vegas (Dec. 10) ... compiled four points, four assists, and one steal in the win over Nebraska (Dec. 7) ... recorded eight points, four assists, and four steals at Rutgers (Dec. 3) ... tallied 20 points, eight rebounds, four assists, and two steals in Indiana's win over No. 18/15 North Carolina (Nov. 30) ... scored 16 points to go along with four assists, two rebounds, and two steals in the victory over Jackson State (Nov. 25) ... fell just short of a double-double with nine points and 10 assists to go along with four rebounds in the win over Little Rock (Nov. 23) ... recorded seven points, five rebounds, and four assists in the victory over Miami (Ohio) (Nov. 20) ... scored 23 points to go along with seven rebounds, two assists, and one steal in the road win over Xavier (Nov. 18) ... compiled seven points, six assists, four rebounds, and a steal in the win over Bethune-Cookman (Nov. 10) ... tallied four points, three assists, one rebound, and one steal in the season-opener against Morehead State (Nov. 7).



SINGLE-GAME CAREER HIGHS

- POINTS - 32  
vs. Virginia Tech, 2/3/21
- FG MADE - 11  
vs. Virginia Tech, 2/3/21
- 3FG MADE - 5  
at Northwestern, 12/9/20
- REBOUNDS - 8  
2x, last vs. N. Carolina, 11/30/22
- ASSISTS - 12  
at Purdue, 3/5/22
- BLOCKS - 1  
14x, last at Michigan St., 2/12/22
- STEALS - 6  
vs. Virginia, 2/22/20
- MINUTES - 45  
at Wake Forest, 2/5/19
- DOUBLE-DOUBLES - 4  
last vs. Arizona, 12/10/22  
11p, 11a

2022-23 GAME BY GAME STATS

Opponent	Date	GS	MIN	FG-FGA	PCT	3FG-3FGA	PCT	FT-FTA	PCT	OFF	DEF	TOT	AVG	PF	A	TO	BLK	STL	PTS	AVG	
Morehead St.	11/07/2022	*	20:22	2-3	.667	0-0	.000	0-0	.000	0	1	1	1.0	3	3	2	0	1	4	4.0	
Bethune-Cookman	11/10/2022	*	18:43	1-3	.333	1-1	1.000	4-4	1.000	0	4	4	2.5	3	6	2	0	1	7	5.5	
at Xavier	11/18/2022	*	28:58	7-8	.875	2-2	1.000	7-10	.700	0	7	7	4.0	4	2	4	0	1	23	11.3	
vs Miami (OH)	11/20/2022	*	25:12	2-5	.400	0-0	.000	3-5	.600	0	5	5	4.3	2	4	1	0	0	7	10.3	
Little Rock	11/23/2022	*	28:46	3-6	.500	1-1	1.000	2-2	1.000	0	4	4	4.2	1	10	2	0	0	9	10.0	
Jackson St.	11/25/2022	*	23:37	6-11	.545	4-8	.500	0-0	.000	0	2	2	3.8	1	4	1	0	2	16	11.0	
North Carolina	11/30/2022	*	32:36	6-12	.500	0-3	.000	8-10	.800	0	8	8	4.4	2	4	2	0	2	20	12.3	
at Rutgers	12/03/2022	*	34:22	2-11	.182	1-4	.250	3-4	.750	0	1	1	4.0	4	4	6	0	4	8	11.8	
Nebraska	12/07/2022	*	29:13	2-8	.250	0-3	.000	0-0	.000	0	1	1	3.7	2	4	7	0	1	4	10.9	
vs Arizona	12/10/2022	*	25:56	3-13	.231	1-4	.250	4-4	1.000	1	1	2	3.5	2	11	2	0	0	11	10.9	
at Kansas	12/17/2022	*	08:48	0-2	.000	0-1	.000	0-0	.000	1	0	1	3.3	0	2	2	0	1	0	9.9	
Totals			11	276:33	34-82	.415	10-27	.370	31-39	.795	2	34	36	3.3	24	54	31	0	13	109	9.9

CAREER STATS

				Field Goals		3-Point		F-Throws		Rebounds				Scoring						
SEASON	TEAM	GP-GS	MIN/AVG	FG-FGA	FG%	3FG-3FGA	3FG%	FT-FTA	FT%	OFF	DEF	TOT	AVG	PF-FO	A	TO	BLK	STL	PTS	AVG
2018-19	UP	33-33	1051/31.8	159-383	.415	37-105	.352	157-209	.751	38	90	128	3.9	89-1	149	132	4	43	512	15.5
2019-20	UP	33-32	1100/33.3	123-330	.373	31-94	.330	108-142	.761	22	99	121	3.7	92-6	163	111	7	58	385	11.7
2020-21	UP	18-16	517/28.7	80-188	.426	25-78	.321	70-89	.787	9	53	62	3.4	56-3	103	59	3	23	255	14.2
2021-22	IND	34-34	939/27.6	131-323	.406	36-94	.383	115-147	.782	18	110	128	3.8	88-2	172	90	5	40	413	12.1
2022-23	IND	11-11	277/25.1	34-82	.415	10-27	.370	31-39	.795	2	34	36	3.3	24-0	54	31	0	13	109	9.9
TOTAL FOR IND		45-45	1216/27.0	165-405	.407	46-121	.380	146-186	.785	20	144	164	3.6	112-2	226	121	5	53	522	11.6
TOTAL		129-126	3883/30.1	527-1306	.404	139-398	.349	481-626	.768	89	386	475	3.7	349-12	641	423	19	177	1674	13.0



# #1 || JALEN HOOD-SCHIFINO

FRESHMAN • GUARD • 6-6 • 213  
PITTSBURGH, PA. • MONTVERDE ACADEMY

2022-23 (FRESHMAN)

• Big Ten Freshman of the Week (Jan. 9 & Jan. 30)

Secured 16 points, four assists, and two steals against No. 1/1 Purdue ... tallied three points, five rebounds, four assists, and one blocked shot at Maryland (Jan. 31) ... drilled a career-best six 3-pointers en route to a game-high 24 points against Ohio State (Jan. 28) ... added three assists, two steals, and a rebound against the Buckeyes ... recorded six points, six rebounds, four assists, and two steals at Minnesota (Jan. 25) ... posted two points, two rebounds, and three assists against Michigan State (Jan. 22) ... scored 10 points to go along with four assists, three rebounds, and one steal at No. RV/23 Illinois (Jan. 19) ... tallied 16 points, five rebounds, four assists, and one steal against No. 18/18 Wisconsin (Jan. 14) ... finished with 11 points, six rebounds, and four assists at Penn State (Jan. 11) ... set a new career-high with 33 points on 12-of-17 shooting from the floor and 5-of-7 shooting from the 3-point line against Northwestern (Jan. 8) ... his 33 points marked the most by an IU freshman since Eric Gordon (2007) ... added three rebounds and three assists against the Wildcats ... tallied 21 points on 5-of-8 shooting from the 3-points at Iowa (Jan. 5) ... dished out a career-best nine assists to go along with three rebounds and one steal against the Hawkeyes ... scored a 18 points to go along with four rebounds and three assists against Kennesaw State (Dec. 23) ... poured in 17 points to go along with seven assists, two rebounds, and two steals against Elon (Dec. 20) ... returned to the lineup to score 11 points, six rebounds, four assists, and three steals at No. 8/6 Kansas (Dec. 17) ... missed Rutgers (Dec. 3), Nebraska (Dec. 7), and Arizona (Dec. 10) games due to injury ... tallied 14 points, six rebounds, two assists, and one steal in Indiana's win over No. 18/15 North Carolina (Nov. 30) ... scored four points to go along with a team-high six assists and three rebounds in the victory over Jackson State (Nov. 25) ...Tallied 13 points, seven rebounds, three assists, and one steal in the win over Little Rock (Nov. 23) ... recorded 12 points, five rebounds, and two assists in the victory over Miami (Ohio) (Nov. 20) ... scored three points to go along with five rebounds, four assists, and two steals in the road win over Xavier (Nov. 18) ... compiled eight points, a team-best eight assists, five rebounds, and two steals in the win over Bethune-Cookman (Nov. 10) ... tallied seven points, four assists, two rebounds, and one steal in the season-opener against Morehead State (Nov. 7).



## SINGLE-GAME CAREER HIGHS

POINTS - 33  
vs. Northwestern, 1/8/23

FG MADE - 12  
vs. Northwestern, 1/8/23

3FG MADE - 6  
vs. Ohio State, 1/28/23

REBOUNDS - 7  
vs. Little Rock, 11/23/22

ASSISTS - 9  
at Iowa, 1/5/23

BLOCKS - 1  
2x, last at Maryland, 1/31/23

STEALS - 3  
at Kansas, 12/17/22

MINUTES - 38  
at Minnesota, 1/25/23

DOUBLE-DOUBLES - N/A

2022-23 GAME BY GAME STATS

Opponent	Date	GS	MIN	FG-FGA	PCT	3FG-3FGA	PCT	FT-FTA	PCT	OFF	DEF	TOT	AVG	PF	A	TO	BLK	STL	PTS	AVG	
Morehead St.	11/07/2022	*	26:55	3-4	.750	0-0	.000	1-4	.250	0	2	2	2.0	1	4	2	0	1	7	7.0	
Bethune-Cookman	11/10/2022	*	28:01	2-8	.250	0-5	.000	4-5	.800	0	5	5	3.5	1	8	3	0	2	8	7.5	
at Xavier	11/18/2022	*	29:04	1-9	.111	1-1	1.000	0-0	.000	0	5	5	4.0	0	4	1	0	2	3	6.0	
vs Miami (OH)	11/20/2022	*	20:21	5-12	.417	2-4	.500	0-0	.000	2	3	5	4.3	4	2	1	0	0	12	7.5	
Little Rock	11/23/2022	*	28:53	6-13	.462	1-4	.250	0-0	.000	0	7	7	4.8	2	3	5	0	1	13	8.6	
Jackson St.	11/25/2022	*	28:16	1-8	.125	0-2	.000	2-2	1.000	0	3	3	4.5	3	6	2	0	0	4	7.8	
North Carolina	11/30/2022	*	35:08	6-10	.600	2-3	.667	0-0	.000	1	5	6	4.7	3	2	4	0	1	14	8.7	
at Kansas	12/17/2022	*	30:22	2-11	.182	2-5	.400	5-6	.833	1	5	6	4.9	1	4	5	0	3	11	9.0	
Elon	12/20/2022	*	30:23	7-12	.583	2-4	.500	1-2	.500	0	2	2	4.6	0	7	5	0	2	17	9.9	
Kennesaw St.	12/23/2022	*	32:21	6-8	.750	1-1	1.000	5-6	.833	0	4	4	4.5	3	3	0	0	0	18	10.7	
at Iowa	01/05/2023	*	37:28	6-13	.462	5-8	.625	4-6	.667	1	2	3	4.4	4	9	2	0	1	21	11.6	
Northwestern	01/08/2023	*	34:52	12-17	.706	5-7	.714	4-6	.667	1	2	3	4.3	3	3	6	0	0	33	13.4	
at Penn St.	01/11/2023	*	33:24	5-15	.333	1-4	.250	0-2	.000	0	6	6	4.4	3	4	2	0	0	11	13.2	
Wisconsin	01/14/2023	*	36:07	8-15	.533	0-2	.000	0-0	.000	0	5	5	4.4	3	4	2	0	1	16	13.4	
at Illinois	01/19/2023	*	31:34	5-12	.417	0-0	.000	0-0	.000	1	2	3	4.3	4	4	0	1	10	13.2		
Michigan St.	01/22/2023	*	24:38	1-6	.167	0-3	.000	0-0	.000	0	2	2	4.2	3	3	2	0	0	2	12.5	
at Minnesota	01/25/2023	*	37:43	2-11	.182	0-3	.000	2-2	1.000	1	5	6	4.3	3	4	1	0	2	6	12.1	
Ohio St.	01/28/2023	*	31:56	8-12	.667	6-9	.667	2-2	1.000	0	1	1	4.1	1	3	1	1	2	24	12.8	
at Maryland	01/31/2023	*	33:36	1-14	.071	0-2	.000	1-2	.500	0	5	5	4.2	2	4	4	1	0	3	12.3	
Purdue	02/04/2023	*	31:14	8-15	.533	0-1	.000	0-0	.000	0	0	0	4.0	2	4	1	0	2	16	12.5	
Totals			20	622:16	95-225	.422	28-68	.412	31-45	.689	8	71	79	4.0	46	85	56	2	21	249	12.5

## CAREER STATS

				Field Goals		3-Point		F-Throws		Rebounds									Scoring	
SEASON	TEAM	GP-GS	MIN/AVG	FG-FGA	FG%	3FG-3FGA	3FG%	FT-FTA	FT%	OFF	DEF	TOT	AVG	PF-FO	A	TO	BLK	STL	PTS	AVG
2022-23	IND	20-20	622/31.1	95-225	.422	28-68	.412	31-45	.689	8	71	79	4.0	46-0	85	56	2	21	249	12.5
TOTAL		20-20	622/31.1	95-225	.422	28-68	.412	31-45	.689	8	71	79	4.0	46-0	85	56	2	21	249	12.5



# #3 || ANTHONY LEAL

JUNIOR • GUARD • 6-5 • 200

BLOOMINGTON, IND. • BLOOMINGTON SOUTH

2022-23 (JUNIOR)

Earned one minute of run against Ohio State (Jan. 28) ... played against Michigan State (Jan. 22) ... saw one minute at No. RV/23 Illinois (Jan. 19) ... recorded two minutes against No. 18/18 Wisconsin (Jan. 14) ... saw three minutes at Penn State (Jan. 11) ... tallied one rebound and one assist against Elon (Dec. 20) ... missed Little Rock (Nov. 23), Jackson State (Nov. 25), North Carolina (Nov. 30), Rutgers (Dec. 3), and Nebraska (Dec. 7) games due to injury ... played in the victory over Miami (Ohio) (Nov. 20) ... saw five minutes of run in the win over Bethune-Cookman (Nov. 10) ... grabbed one rebound in the season-opener against Morehead State (Nov. 7).



SINGLE-GAME CAREER HIGHS

- POINTS - 9  
at Wisconsin, 1/7/21
- FG MADE - 3  
2x, last vs. N. Illinois, 11/12/21
- 3FG MADE - 3  
at Wisconsin, 1/7/21
- REBOUNDS - 4  
3x, last vs. N. Kentucky, 12/22/21
- ASSISTS - 5  
vs. Northern Kentucky, 12/22/21
- BLOCKS - 1  
at Wisconsin, 1/7/21
- STEALS - 3  
vs. Iowa, 2/7/21
- MINUTES - 35  
at Wisconsin, 1/7/21
- DOUBLE-DOUBLES - N/A

2022-23 GAME BY GAME STATS

Opponent	Date	GS	MIN	FG-FGA	PCT	3FG-3FGA	PCT	FT-FTA	PCT	OFF	DEF	TOT	AVG	PF	A	TO	BLK	STL	PTS	AVG
Morehead St.	11/07/2022		03:37	0-0	.000	0-0	.000	0-0	.000	0	1	1	1.0	0	0	0	0	0	0	0.0
Bethune-Cookman	11/10/2022		02:42	0-0	.000	0-0	.000	0-0	.000	0	0	0	0.0	0	0	1	0	0	0	0.0
vs Miami (OH)	11/20/2022		00:45	0-0	.000	0-0	.000	0-0	.000	0	0	0	0.0	0	0	0	0	0	0	0.0
Elon	12/20/2022		05:16	0-0	.000	0-0	.000	0-0	.000	0	1	1	0.5	0	1	0	0	0	0	0.0
at Penn St.	01/11/2023		02:35	0-0	.000	0-0	.000	0-0	.000	0	0	0	0.0	0	0	0	0	0	0	0.0
Wisconsin	01/14/2023		01:43	0-0	.000	0-0	.000	0-0	.000	0	0	0	0.0	0	0	0	0	0	0	0.0
at Illinois	01/19/2023		00:45	0-0	.000	0-0	.000	0-0	.000	0	0	0	0.0	0	0	0	0	0	0	0.0
Michigan St.	01/22/2023		00:12	0-0	.000	0-0	.000	0-0	.000	0	0	0	0.0	0	0	0	0	0	0	0.0
Ohio St.	01/28/2023		00:58	0-0	.000	0-0	.000	0-0	.000	0	0	0	0.0	0	0	0	0	0	0	0.0
Totals		0	18:33	0-0	.000	0-0	.000	0-0	.000	0	2	2	0.2	2	1	1	0	0	0	0.0

CAREER STATS

				Field Goals		3-Point		F-Throws		Rebounds									Scoring	
SEASON	TEAM	GP-GS	MIN/AVG	FG-FGA	FG%	3FG-3FGA	3FG%	FT-FTA	FT%	OFF	DEF	TOT	AVG	PF-FO	A	TO	BLK	STL	PTS	AVG
2020-21	IND	20-0	234/11.7	10-32	.313	9-30	.300	3-5	.600	7	20	27	1.4	14-0	20	11	1	9	32	1.6
2021-22	IND	17-2	175/10.3	11-27	.407	7-22	.318	4-6	.667	2	14	16	0.9	14-0	18	7	1	6	33	1.9
2022-23	IND	9-0	19/2.1	0-0	.000	0-0	.000	0-0	.000	0	2	2	0.2	2-0	1	1	0	0	0	0.0
TOTAL		46-2	427/9.3	21-59	.356	16-52	.308	7-11	.636	9	36	45	1.0	30-0	39	19	2	15	65	1.4



#5 || MALIK RENEAU

FRESHMAN • FORWARD • 6-9 • 233

MIAMI, FLA. • MONTVERDE ACADEMY

2022-23 (FRESHMAN)

Secured eight points, four rebounds, one assist, and one steal against No. 1/1 Purdue ... tallied six points, one rebound, and one assist at Maryland (Jan. 31) ... set or matched career highs in points (15), made field goals (6), made 3-pointers (1), rebounds, (8), and assists (3) against Ohio State (Jan. 28) ... recorded 10 points, one rebound, and one block at Minnesota (Jan. 25) ... posted six points, five rebounds, and one assist against Michigan State (Jan. 22) ... scored five points to go along with six rebounds at No. RV/23 Illinois (Jan. 19) ... tallied six points and three rebounds against No. 18/18 Wisconsin (Jan. 14) ... finished with seven points and five rebounds at Penn State (Jan. 11) ... scored eight points to along three rebounds and one steal against Northwestern (Jan. 8) ... had one steal at Iowa (Jan. 5) ... scored five points to go along with two rebounds and one assist against Kennesaw State (Dec. 23) ... poured in nine points to go along with seven rebounds, one assist, and one steal against Elon (Dec. 20) ... scored six points to go along with three rebounds and one assist at No. 8/6 Kansas (Dec. 17) ... charted four points and four rebounds against No. 10/9 Arizona in Las Vegas (Dec. 10) ... compiled four points, one rebound, one assist, one block, and one steal in the win over Nebraska (Dec. 7) ... recorded two points, three rebounds, and one block at Rutgers (Dec. 3) ... tallied two points and three rebounds in Indiana's win over No. 18/15 North Carolina (Nov. 30) ... scored eight points to go along with three rebounds, one assist, and one steal in the victory over Jackson State (Nov. 25) ... tallied 10 points, six rebounds, three assists, and one steal in the win over Little Rock (Nov. 23) ... made first career start against the Trojans ... recorded 10 points, four rebounds, three assists, and three steals in the victory over Miami (Ohio) (Nov. 20) ... scored 12 points to go along with six rebounds, one assist, and one steal in the road win over Xavier (Nov. 18) ... compiled nine points, four rebounds, two assists, and one block in the win over Bethune-Cookman (Nov. 10) ... matched a team-high with 15 points in the season-opener against Morehead State (Nov. 7) ... added five rebounds, two blocks, one assist and one steal against the Eagles.



SINGLE-GAME CAREER HIGHS

POINTS - 15  
2x, last vs. Ohio State, 1/28/23

FG MADE - 6  
2x, last vs. Ohio State, 1/28/23

3FG MADE - 1  
2x, last vs. Ohio State, 1/28/23

REBOUNDS - 8  
vs. Ohio State, 1/28/23

ASSISTS - 3  
3x, last vs. Ohio State, 1/28/23

BLOCKS - 2  
vs. Morehead State, 11/7/22

STEALS - 3  
vs. Miami (Ohio), 11/20/22

MINUTES - 24  
vs. Northwestern, 1/8/23

DOUBLE-DOUBLES - N/A

2022-23 GAME BY GAME STATS

Opponent	Date	GS	MIN	FG-FGA	PCT	3FG-3FGA	PCT	FT-FTA	PCT	OFF	DEF	TOT	AVG	PF	A	TO	BLK	STL	PTS	AVG	
Morehead St.	11/07/2022		17:25	6-8	.750	0-1	.000	3-6	.500	0	5	5	5.0	4	1	3	2	1	15	15.0	
Bethune-Cookman	11/10/2022		15:39	4-6	.667	1-1	1.000	0-0	.000	0	4	4	4.5	1	2	3	1	0	9	12.0	
at Xavier	11/18/2022		15:48	5-9	.556	0-1	.000	2-4	.500	3	3	6	5.0	4	1	0	0	1	12	12.0	
vs Miami (OH)	11/20/2022		20:47	5-7	.714	0-1	.000	0-0	.000	0	4	4	4.8	1	3	2	0	3	10	11.5	
Little Rock	11/23/2022	*	18:07	5-10	.500	0-0	.000	0-1	.000	3	3	6	5.0	4	3	2	0	1	10	11.2	
Jackson St.	11/25/2022		18:53	3-4	.750	0-1	.000	2-2	1.000	1	2	3	4.7	1	1	3	0	1	8	10.7	
North Carolina	11/30/2022		10:34	1-6	.167	0-1	.000	0-0	.000	1	2	3	4.4	3	0	1	0	0	2	9.4	
at Rutgers	12/03/2022		14:53	1-2	.500	0-0	.000	0-0	.000	1	2	3	4.3	4	1	1	1	0	2	8.5	
Nebraska	12/07/2022		11:21	2-2	1.000	0-0	.000	0-0	.000	0	1	1	3.9	3	1	1	1	1	4	8.0	
vs Arizona	12/10/2022		13:43	2-5	.400	0-1	.000	0-0	.000	1	3	4	3.9	2	0	2	0	0	4	7.6	
at Kansas	12/17/2022		11:21	2-4	.500	0-0	.000	2-2	1.000	0	3	3	3.8	0	1	2	0	0	6	7.5	
Elon	12/20/2022	*	15:22	4-10	.400	0-0	.000	1-2	.500	4	3	7	4.1	3	1	3	0	1	9	7.6	
Kennesaw St.	12/23/2022	*	14:23	2-5	.400	0-0	.000	1-2	.500	0	2	2	3.9	2	1	4	0	0	5	7.4	
at Iowa	01/05/2023		05:58	0-0	.000	0-0	.000	0-0	.000	0	0	0	3.6	3	0	2	0	1	0	6.9	
Northwestern	01/08/2023		23:40	4-5	.800	0-0	.000	0-0	.000	1	2	3	3.6	4	0	2	0	1	8	6.9	
at Penn St.	01/11/2023		11:51	3-5	.600	0-0	.000	1-2	.500	3	2	5	3.7	1	0	2	0	0	7	6.9	
Wisconsin	01/14/2023		13:43	3-7	.429	0-0	.000	0-0	.000	1	2	3	3.6	3	0	1	0	0	6	6.9	
at Illinois	01/19/2023		13:50	2-4	.500	0-0	.000	1-2	.500	3	3	6	3.8	4	0	1	0	0	5	6.8	
Michigan St.	01/22/2023		21:29	2-4	.500	0-0	.000	2-2	1.000	0	5	5	3.8	5	1	1	0	0	6	6.7	
at Minnesota	01/25/2023		12:22	4-5	.800	0-0	.000	2-2	1.000	0	1	1	3.7	1	0	0	1	0	10	6.9	
Ohio St.	01/28/2023		22:33	6-10	.600	1-1	1.000	2-2	1.000	4	4	8	3.9	4	3	1	0	1	15	7.3	
at Maryland	01/31/2023		13:14	2-3	.667	0-0	.000	2-2	1.000	0	1	1	3.8	5	1	0	0	0	6	7.2	
Purdue	02/04/2023		19:31	3-3	1.000	0-0	.000	2-2	1.000	2	2	4	3.8	2	1	0	0	1	8	7.3	
Totals			3	356:27	71-124	.573	2-8	.250	23-33	.697	28	59	87	3.8	64	22	37	6	13	167	7.3

CAREER STATS

				Field Goals		3-Point		F-Throws		Rebounds									Scoring	
SEASON	TEAM	GP-GS	MIN/AVG	FG-FGA	FG%	3FG-3FGA	3FG%	FT-FTA	FT%	OFF	DEF	TOT	AVG	PF-FO	A	TO	BLK	STL	PTS	AVG
2022-23	IND	23-3	356/15.5	71-124	.573	2-8	.250	23-33	.697	28	59	87	3.8	64-2	22	37	6	13	167	7.3
TOTAL		23-3	356/15.5	71-124	.573	2-8	.250	23-33	.697	28	59	87	3.8	64-2	22	37	6	13	167	7.3



# #10 || KALEB BANKS

FRESHMAN • FORWARD • 6-7 • 215  
HAMPTON, GA. • FAYETTE COUNTY

2022-23 (FRESHMAN)

Secured four points, three rebounds, and one assist against No. 1/1 Purdue ... tallied two points and one rebound at Maryland (Jan. 31) ... compiled five points, a career-high seven rebounds, and one assist against Ohio State (Jan. 28) ... saw one minute at No. RV/23 Illinois (Jan. 19) ... tallied one rebound against No. 18/18 Wisconsin (Jan. 14) ... finished with an assist at Penn State (Jan. 11) ... tallied eight points to go along with one assist against Elon (Dec. 20) ... played five minutes at No. 8/6 Kansas (Dec. 17) ... charted one minute of playing time against No. 10/9 Arizona in Las Vegas (Dec. 10) ... compiled two minutes in the win over Nebraska (Dec. 7) ... saw two minutes at Rutgers (Dec. 3) ... scored five points to go along with two assists, one rebound, and one steal in the victory over Jackson State (Nov. 25) ... tallied one point, three rebounds, and one block in the win over Little Rock (Nov. 23) ... recorded six points and one rebound in the victory over Miami (Ohio) (Nov. 20) ... knocked down all six free throw attempts to finish with eight points, one rebound, one assist, and one steal in the win over Bethune-Cookman (Nov. 10) ... scored five points to go along with one rebound and one assist in the season-opener against Morehead State (Nov. 7).



SINGLE-GAME  
CAREER HIGHS

- POINTS - 8  
2x, last vs. Elon, 12/20/22
- FG MADE - 2  
3x, last vs. Ohio State, 1/28/23
- 3FG MADE - 1  
vs. Miami (Ohio), 11/20/22
- REBOUNDS - 7  
vs. Ohio State, 1/28/23
- ASSISTS - 2  
vs. Jackson State, 11/25/22
- BLOCKS - 1  
vs. Little Rock, 11/23/22
- STEALS - 1  
2x, last vs. Jackson State, 11/25/22
- MINUTES - 16  
vs. Jackson State, 11/25/22
- DOUBLE-DOUBLES - N/A

2022-23 GAME BY GAME STATS

Opponent	Date	GS	MIN	FG-FGA	PCT	3FG-3FGA	PCT	FT-FTA	PCT	OFF	DEF	TOT	AVG	PF	A	TO	BLK	STL	PTS	AVG
Morehead St.	11/07/2022	03:37	2-2	1-000	0-0	0-0	0-0	1-2	500	0	1	1	1.0	0	1	0	0	0	5	5.0
Bethune-Cookman	11/10/2022	05:59	1-2	5-00	0-0	0-0	0-0	6-6	1.000	0	1	1	1.0	3	1	0	0	1	8	6.5
vs Miami (OH)	11/20/2022	06:21	2-2	1-000	1-1	1-000	1-2	5-00	0	1	1	1.0	1	0	0	0	0	6	6.6	
Little Rock	11/23/2022	07:51	0-0	0-000	0-0	0-0	0-0	1-6	.167	0	3	3	1.5	1	0	2	1	0	1	5.0
Jackson St.	11/25/2022	16:25	2-4	5-00	0-1	0-00	1-2	5-00	0	1	1	1.4	1	2	2	0	1	5	5.0	
at Rutgers	12/03/2022	01:37	0-0	0-000	0-0	0-0	0-0	0-0	0-000	0	0	0	1.2	0	0	0	0	0	0	4.2
Nebraska	12/07/2022	01:22	0-1	0-00	0-0	0-0	0-0	0-0	0-000	0	0	0	1.0	0	0	0	0	0	0	3.6
vs Arizona	12/10/2022	00:56	0-0	0-000	0-0	0-0	0-0	0-0	0-000	0	0	0	0.9	0	0	0	0	0	0	3.1
at Kansas	12/17/2022	04:41	0-0	0-000	0-0	0-0	0-0	0-0	0-000	0	0	0	0.8	0	0	0	0	0	0	2.8
Elon	12/20/2022	10:40	3-4	7-50	0-0	0-0	0-0	2-2	1.000	0	0	0	0.7	2	1	2	0	8	3.3	
at Penn St.	01/11/2023	03:32	0-1	0-00	0-0	0-0	0-0	0-0	0-000	0	0	0	0.6	0	1	0	0	0	0	3.0
Wisconsin	01/14/2023	01:43	0-0	0-000	0-0	0-0	0-0	0-0	0-000	0	1	1	0.7	0	0	0	0	0	0	2.8
at Illinois	01/19/2023	00:45	0-0	0-000	0-0	0-0	0-0	0-0	0-000	0	0	0	0.6	0	0	0	0	0	0	2.5
Ohio St.	01/28/2023	12:19	2-3	6-67	0-0	0-0	0-0	1-4	.250	3	4	7	1.1	1	1	0	0	0	5	2.7
at Maryland	01/31/2023	05:24	1-2	5-00	0-1	0-00	0-0	0-0	0-000	0	1	1	1.1	2	0	0	0	0	2	2.7
Purdue	02/04/2023	06:35	2-4	5-00	0-0	0-000	0-1	0-000	3	0	3	1.2	1	1	0	0	0	4	2.8	
Totals		0	89:47	15-25	.600	1-3	.333	13-25	.520	6	13	19	1.2	12	8	6	1	2	44	2.8

CAREER STATS

				Field Goals		3-Point		F-Throws		Rebounds										Scoring	
SEASON	TEAM	GP-GS	MIN/AVG	FG-FGA	FG%	3FG-3FGA	3FG%	FT-FTA	FT%	OFF	DEF	TOT	AVG	PF-FO	A	TO	BLK	STL	PTS	AVG	
2022-23	IND	16-0	90/5.6	15-25	.600	1-3	.333	13-25	.520	6	13	19	1.2	12-0	8	6	1	2	44	2.8	
TOTAL		16-0	90/5.6	15-25	.600	1-3	.333	13-25	.520	6	13	19	1.2	12-0	8	6	1	2	44	2.8	



#11 || CJ GUNN

FRESHMAN • FORWARD • 6-6 • 194  
INDIANAPOLIS, IND. • LAWRENCE NORTH

2022-23 (FRESHMAN)

Scored two points against Ohio State (Jan. 28) ... recorded one minute at Minnesota (Jan. 25) ... posted two points and one steal against Michigan State (Jan. 22) ... saw eight minutes at No. RV/23 Illinois (Jan. 19) ... recorded 10 minutes against No. 18/18 Wisconsin (Jan. 14) ... finished with two points at Penn State (Jan. 11) ... scored two points in 15 minutes of run against Northwestern (Jan. 8) ... grabbed two rebounds, one assist, and one steal against Kennesaw State (Dec. 23) ... poured in a career-high 11 points to go along with three rebounds, three assists, and two steals against Elon (Dec. 20) ... scored two points to go along with one steal at No. 8/6 Kansas (Dec. 17) ... charted one minute of playing time against No. 10/9 Arizona in Las Vegas (Dec. 10) ... compiled one steal in the win over Nebraska (Dec. 7) ... saw two minutes at Rutgers (Dec. 3) ... scored two points to go along with two rebounds, one assist, and one steal in the victory over Jackson State (Nov. 25) ... tallied two points, one rebound, and one block in the win over Little Rock (Nov. 23) ... recorded five points, one rebound, two assists, two steals, and one block in the victory over Miami (Ohio) (Nov. 20) ... went 2-for-2 from the floor for four points and one steal in the win over Bethune-Cookman (Nov. 10) ... scored two points in seven minutes of run in the season-opener against Morehead State (Nov. 7).



SINGLE-GAME  
CAREER HIGHS

- POINTS - 11  
vs. Elon, 12/20/22
- FG MADE - 5  
vs. Elon, 12/20/22
- 3FG MADE - 1  
2x, last vs. Elon, 12/20/22
- REBOUNDS - 3  
vs. Elon, 12/20/22
- ASSISTS - 3  
vs. Elon, 12/20/22
- BLOCKS - 1  
2x, last vs. Little Rock, 11/23/22
- STEALS - 2  
2x, last vs. Elon, 12/20/22
- MINUTES - 19  
vs. Elon, 12/20/22
- DOUBLE-DOUBLES - N/A

2022-23 GAME BY GAME STATS

Opponent	Date	GS	MIN	FG-FGA	PCT	3FG-3FGA	PCT	FT-FTA	PCT	OFF	DEF	TOT	AVG	PF	A	TO	BLK	STL	PTS	AVG
Morehead St.	11/07/2022		05:52	1-3	.333	0-1	.000	0-0	.000	0	0	0	0.0	0	0	0	0	0	2	2.0
Bethune-Cookman	11/10/2022		07:58	2-2	1.000	0-0	.000	0-0	.000	0	0	0	0.0	2	0	0	1	4	3.0	
vs Miami (OH)	11/20/2022		18:27	2-7	.286	1-4	.250	0-0	.000	0	1	1	0.3	1	2	0	1	2	5	3.7
Little Rock	11/23/2022		11:14	1-4	.250	0-1	.000	0-0	.000	0	1	1	0.5	0	0	0	1	0	2	3.3
Jackson St.	11/25/2022		11:20	1-4	.250	0-1	.000	0-0	.000	0	2	2	0.8	0	1	0	0	1	2	3.0
at Rutgers	12/03/2022		02:07	0-1	.000	0-1	.000	0-0	.000	0	0	0	0.7	0	0	1	0	0	0	2.5
Nebraska	12/07/2022		01:22	0-1	.000	0-1	.000	0-0	.000	0	0	0	0.6	0	0	1	0	1	0	2.1
vs Arizona	12/10/2022		00:56	0-1	.000	0-1	.000	0-0	.000	0	0	0	0.5	0	0	0	0	0	0	1.9
at Kansas	12/17/2022		05:31	1-2	.500	0-1	.000	0-0	.000	0	0	0	0.4	0	0	0	0	1	2	1.9
Elon	12/20/2022		19:25	5-10	.500	1-4	.250	0-0	.000	1	2	3	0.7	4	3	0	0	2	11	2.8
Kennesaw St.	12/23/2022		05:24	0-1	.000	0-1	.000	0-0	.000	0	2	2	0.8	0	1	0	0	1	0	2.5
Northwestern	01/08/2023		14:54	1-5	.200	0-2	.000	0-0	.000	0	1	1	0.8	1	0	1	0	0	2	2.5
at Penn St.	01/11/2023		09:47	1-3	.333	0-2	.000	0-0	.000	0	0	0	0.8	1	0	0	0	0	2	2.5
Wisconsin	01/14/2023		09:12	0-4	.000	0-1	.000	0-0	.000	0	0	0	0.7	0	0	1	0	0	0	2.3
at Illinois	01/19/2023		07:47	0-1	.000	0-1	.000	0-0	.000	0	0	0	0.7	0	0	0	0	0	0	2.1
Michigan St.	01/22/2023		04:44	0-1	.000	0-1	.000	2-3	.667	0	0	0	0.6	1	0	0	0	1	2	2.1
at Minnesota	01/25/2023		00:57	0-0	.000	0-0	.000	0-0	.000	0	0	0	0.6	1	0	1	0	0	0	2.0
Ohio St.	01/28/2023		02:19	1-1	1.000	0-0	.000	0-0	.000	0	0	0	0.6	1	0	0	0	0	2	2.0
Totals			0 139:16	16-51	.314	2-23	.087	2-3	.667	1	9	10	0.6	12	7	5	2	10	36	2.0

CAREER STATS

				Field Goals		3-Point		F-Throws		Rebounds										Scoring	
SEASON	TEAM	GP-GS	MIN/AVG	FG-FGA	FG%	3FG-3FGA	3FG%	FT-FTA	FT%	OFF	DEF	TOT	AVG	PF-FO	A	TO	BLK	STL	PTS	AVG	
2022-23	IND	18-0	139/7.7	16-51	.314	2-23	.087	2-3	.667	1	9	10	0.6	12-0	7	5	2	10	36	2.0	
TOTAL		18-0	139/7.7	16-51	.314	2-23	.087	2-3	.667	1	9	10	0.6	12-0	7	5	2	10	36	2.0	



# #12 || MILLER KOPP

SENIOR+ • FORWARD • 6-7 • 215

HOUSTON, TEXAS • HOUSTON CHRISTIAN • NORTHWESTERN

SCORED 1,222 CAREER POINTS AT INDIANA AND NORTHWESTERN

2022-23 (SENIOR+)

Secured six points, two rebounds, one assist, and two steals against No. 1/1 Purdue ... tallied seven points and one rebound at Maryland (Jan. 31) ... scored five points and grabbed two rebounds against Ohio State (Jan. 28) ... recorded 11 points, three rebounds, and two assists at Minnesota (Jan. 25) ... posted two points, two rebounds, two assists, and one steal against Michigan State (Jan. 22) ... scored six points to go along with a career-high three steals, two rebounds, and one assist at No. RV/23 Illinois (Jan. 19) ... tallied three points and one rebound against No. 18/18 Wisconsin (Jan. 14) ... finished with five points and one assist at Penn State (Jan. 11) ... scored five points to go along with three rebounds and two assists against Northwestern (Jan. 8) ... matched a career high with nine rebounds to go along with six points, two steals, and one block at Iowa (Jan. 5) ... scored seven points to go along with three rebounds and two assists against Kennesaw State (Dec. 23) ... poured in 13 points to go along with three assists, two rebounds, two steals, and one block against Elon (Dec. 20) ... scored six points to go along with three rebounds at No. 8/6 Kansas (Dec. 17) ... charted 14 points on 4-of-8 shooting from the 3-point line, three rebounds, one assist, and one steal against No. 10/9 Arizona in Las Vegas (Dec. 10) ... compiled 13 points, four rebounds, three assists, and one steal in the win over Nebraska (Dec. 7) ... recorded a game-high 21 points to go along with three rebounds at Rutgers (Dec. 3) ... matched a career high with five made 3-pointers against the Scarlet Knights ... tallied two points, three rebounds, and one steal in Indiana's win over No. 18/15 North Carolina (Nov. 30) ... scored three points in the victory over Jackson State (Nov. 25) ... tallied nine points, three rebounds, one assist, one steal, and one block in the win over Little Rock (Nov. 23) ... recorded 10 points in the victory over Miami (Ohio) (Nov. 20) ... scored seven points to go along with one assist and one steal in the road win over Xavier (Nov. 18) ... compiled 12 points on 4-of-6 shooting from the 3-point line to go along with two assists and one rebound in the win over Bethune-Cookman (Nov. 10) ... tallied eight points and three rebounds in the season-opener against Morehead State (Nov. 7).



## SINGLE-GAME CAREER HIGHS

- POINTS - 28  
at Syracuse, 11/30/21
- FG MADE - 9  
3x, last at Syracuse, 11/30/21
- 3FG MADE - 5  
2x, last at Rutgers, 12/3/22
- REBOUNDS - 9  
2x, last at Iowa, 1/5/23
- ASSISTS - 4  
5x, last at Penn State, 2/15/20
- BLOCKS - 3  
2x, last vs. St. John's, 11/17/21
- STEALS - 3  
4x, last at Illinois, 1/19/23
- MINUTES - 48  
at Syracuse, 11/30/21
- DOUBLE-DOUBLES - N/A

2022-23 GAME BY GAME STATS

Opponent	Date	GS	MIN	FG-FGA	PCT	3FG-3FGA	PCT	FT-FTA	PCT	OFF	DEF	TOT	AVG	PF	A	TO	BLK	STL	PTS	AVG
Morehead St.	11/07/2022	*	21:42	2-4	.500	2-2	1.000	2-2	1.000	0	3	3	3.0	1	0	0	0	0	8	8.0
Bethune-Cookman	11/10/2022	*	18:22	4-7	.571	4-6	.667	0-0	.000	0	1	1	2.0	0	2	1	0	0	12	10.0
at Xavier	11/18/2022	*	28:22	2-8	.250	1-4	.250	2-2	1.000	0	0	0	1.3	4	1	2	0	1	7	9.0
vs Miami (OH)	11/20/2022	*	18:49	4-7	.571	2-5	.400	0-0	.000	0	0	0	1.0	0	0	1	0	0	10	9.3
Little Rock	11/23/2022	*	26:55	3-6	.500	3-6	.500	0-0	.000	0	3	3	1.4	3	1	0	1	1	9	9.2
Jackson St.	11/25/2022	*	16:41	1-2	.500	1-2	.500	0-0	.000	0	0	0	1.2	0	0	1	0	0	3	8.2
North Carolina	11/30/2022	*	16:49	1-1	1.000	0-0	.000	0-0	.000	0	3	3	1.4	0	1	0	1	0	2	7.3
at Rutgers	12/03/2022	*	34:59	8-12	.667	5-9	.556	0-0	.000	3	0	3	1.6	1	0	0	0	0	21	9.0
Nebraska	12/07/2022	*	33:40	6-11	.545	1-5	.200	0-0	.000	1	3	4	1.9	3	3	1	0	1	13	9.4
vs Arizona	12/10/2022	*	38:39	5-9	.556	4-8	.500	0-0	.000	1	2	3	2.0	3	1	1	0	1	14	9.9
at Kansas	12/17/2022	*	27:10	2-7	.286	2-6	.333	0-0	.000	0	3	3	2.1	2	0	1	0	0	6	9.5
Elon	12/20/2022	*	27:14	4-9	.444	3-8	.375	2-2	1.000	0	2	2	2.1	2	3	0	1	2	13	9.8
Kennesaw St.	12/23/2022	*	32:55	2-6	.333	1-4	.250	2-2	1.000	0	3	3	2.2	3	2	0	0	0	7	9.6
at Iowa	01/05/2023	*	31:28	2-3	.667	0-1	.000	2-2	1.000	1	8	9	2.6	4	0	1	1	2	6	9.4
Northwestern	01/08/2023	*	26:19	1-2	.500	1-2	.500	2-2	1.000	0	2	2	2.6	3	2	1	0	0	5	9.1
at Penn St.	01/11/2023	*	28:44	2-3	.667	1-1	1.000	0-0	.000	0	0	0	2.4	0	1	1	0	0	5	8.8
Wisconsin	01/14/2023	*	29:46	1-2	.500	1-2	.500	0-0	.000	0	1	1	2.4	0	0	0	0	0	3	8.5
at Illinois	01/19/2023	*	33:25	2-3	.667	1-1	1.000	1-3	.333	0	2	2	2.3	1	1	0	0	3	6	8.3
Michigan St.	01/22/2023	*	30:60	1-3	.333	0-1	.000	0-0	.000	1	1	2	2.3	2	2	1	0	1	2	8.0
at Minnesota	01/25/2023	*	40:00	4-9	.444	3-7	.429	0-0	.000	0	3	3	2.4	1	2	0	0	0	11	8.2
Ohio St.	01/28/2023	*	29:45	2-5	.400	1-3	.333	0-0	.000	0	2	2	2.3	3	0	0	0	0	5	8.0
at Maryland	01/31/2023	*	33:57	3-7	.429	1-4	.250	0-0	.000	0	1	1	2.3	3	0	0	0	0	7	8.0
Purdue	02/04/2023	*	28:46	2-3	.667	2-3	.667	0-0	.000	0	2	2	2.3	3	1	0	0	2	6	7.9
Totals			23 655:27	64-129	.496	40-90	.444	13-15	.867	7	45	52	2.3	42	23	12	3	15	181	7.9

## CAREER STATS

				Field Goals		3-Point		F-Throws		Rebounds				Scoring						
SEASON	TEAM	GP-GS	MIN/AVG	FG-FGA	FG%	3FG-3FGA	3FG%	FT-FTA	FT%	OFF	DEF	TOT	AVG	PF-FO	A	TO	BLK	STL	PTS	AVG
2018-19	NU	32-19	525/16.4	60-162	.370	23-72	.319	14-20	.700	15	54	69	2.2	53-0	35	36	13	13	157	4.9
2019-20	NU	31-31	1001/32.3	140-340	.412	65-164	.396	60-67	.896	24	83	107	3.5	42-0	38	38	5	14	405	13.1
2020-21	NU	24-24	752/31.3	90-227	.396	34-103	.330	56-66	.848	12	62	74	3.1	34-1	27	35	3	24	270	11.3
2021-22	IND	35-35	880/25.2	69-194	.356	39-108	.361	32-37	.865	12	77	89	2.5	58-0	37	32	9	15	209	6.0
2022-23	IND	23-23	655/28.5	64-129	.496	40-90	.444	13-15	.867	7	45	52	2.3	42-0	23	12	3	15	181	7.9
TOTAL FOR IND		58-58	1536/26.5	133-323	.412	79-198	.399	45-52	.865	19	122	141	2.4	100-0	60	44	12	30	390	6.7
TOTAL		145-132	3814/26.3	423-1052	.402	201-537	.374	175-205	.854	70	321	391	2.7	229-1	160	153	33	81	1222	8.4



#22 || JORDAN GERONIMO

JUNIOR • FORWARD • 6-6 • 225  
NEWARK, N.J. • ST. PAUL'S (N.H.)

2022-23 (JUNIOR)

Missed the Ohio State (Jan. 28), Maryland (Jan. 31), and No. 1/1 Purdue (Feb. 4) games with a lower leg injury ... recorded one rebound and one assist at Minnesota (Jan. 25) ... posted five points, two rebounds, and one block against Michigan State (Jan. 22) ... scored 13 points to go along with eight rebounds and three blocks at No. RV/23 Illinois (Jan. 19) ... tallied second career double-double with 12 points, 11 rebounds, and one block against No. 18/18 Wisconsin (Jan. 14) ... finished with six points, six rebounds, two assists, two blocks, and one steal at Penn State (Jan. 11) ... grabbed two rebounds in his first career start against Northwestern (Jan. 8) ... tallied nine points, five rebounds, three assists, two blocks, and one steal at Iowa (Jan. 5) ... scored seven points to go along with three rebounds against Kennesaw State (Dec. 23) ... scored four points to go along with one rebound and one steal at No. 8/6 Kansas (Dec. 17) ... charted two points, one rebound, and one steal against No. 10/9 Arizona in Las Vegas (Dec. 10) ... compiled nine minutes in the win over Nebraska (Dec. 7) ... recorded two points at Rutgers (Dec. 3) ... tallied two points, two rebounds, and two steals in Indiana's win over No. 18/15 North Carolina (Nov. 30) ... scored six points to go along with six rebounds, two steals, one assist, and one block in the victory over Jackson State (Nov. 25) ... tallied 11 points, two rebounds, and five blocks in the win over Little Rock (Nov. 23) ... recorded six points, four rebounds, two stelas, and five blocks in the victory over Miami (Ohio) (Nov. 20) ... scored one point to go along with one rebound in the road win over Xavier (Nov. 18) ... compiled 11 points on 4-of-5 shooting, four rebounds, and two steals in 12 minutes in the win over Bethune-Cookman (Nov. 10) ... tallied 10 points and two rebounds in the season-opener against Morehead State (Nov. 7).



SINGLE-GAME  
CAREER HIGHS

- POINTS - 15  
vs. Wyoming, 3/15/22
- FG MADE - 7  
vs. Wyoming, 3/15/22
- 3FG MADE - 2  
at Rutgers, 2/24/21
- REBOUNDS - 13  
vs. Merrimack, 12/21/21
- ASSISTS - 3  
at Iowa, 1/5/23
- BLOCKS - 5  
2x, last vs. Little Rock, 11/23/22
- STEALS - 2  
5x, last vs. N. Carolina, 11/30/22
- MINUTES - 29  
vs. Wisconsin, 1/14/23
- DOUBLE-DOUBLES - 2  
last vs. Wisconsin, 1/14/23  
12p, 11r

2022-23 GAME BY GAME STATS

Opponent	Date	GS	MIN	FG-FGA	PCT	3FG-3FGA	PCT	FT-FTA	PCT	OFF	DEF	TOT	AVG	PF	A	TO	BLK	STL	PTS	AVG	
Morehead St.	11/07/2022		15:47	5-7	.714	0-1	.000	0-0	.000	1	1	2	2.0	1	0	2	0	1	10	10.0	
Bethune-Cookman	11/10/2022		12:00	4-5	.800	1-1	1.000	2-2	1.000	1	3	4	3.0	3	0	0	0	2	11	10.5	
at Xavier	11/18/2022		05:16	0-0	.000	0-0	.000	1-2	.500	0	1	1	2.3	1	0	0	0	0	1	7.3	
vs Miami (OH)	11/20/2022		19:10	1-3	.333	0-2	.000	4-6	.667	1	3	4	2.8	1	0	0	5	2	6	7.0	
Little Rock	11/23/2022		17:03	5-6	.833	1-2	.500	0-0	.000	1	1	2	2.6	3	0	2	5	0	11	7.8	
Jackson St.	11/25/2022		20:05	3-4	.750	0-0	.000	0-0	.000	1	5	6	3.2	1	1	0	1	2	6	7.5	
North Carolina	11/30/2022		11:29	1-3	.333	0-2	.000	0-0	.000	0	2	2	3.0	4	0	0	0	0	2	6.1	
at Rutgers	12/03/2022		11:38	0-5	.000	0-3	.000	2-2	1.000	0	0	0	2.6	0	0	0	0	0	2	6.1	
Nebraska	12/07/2022		09:03	0-2	.000	0-0	.000	0-0	.000	0	0	0	2.3	1	0	0	0	0	0	5.4	
vs Arizona	12/10/2022		08:26	1-2	.500	0-1	.000	0-0	.000	1	0	1	2.2	1	0	0	0	1	2	5.1	
at Kansas	12/17/2022		14:16	2-3	.667	0-0	.000	0-0	.000	0	1	0	2.1	2	0	1	0	1	4	5.0	
Kennesaw St.	12/23/2022		13:14	1-3	.333	0-1	.000	5-8	.625	1	2	3	2.2	1	0	1	0	0	7	5.2	
at Iowa	01/05/2023		18:33	4-6	.667	1-1	1.000	0-3	.000	3	2	5	2.4	3	3	2	2	1	9	5.5	
Northwestern	01/08/2023	*	09:46	0-2	.000	0-0	.000	0-0	.000	0	2	2	2.4	3	0	0	0	0	0	5.1	
at Penn St.	01/11/2023	*	23:19	3-5	.600	0-1	.000	0-0	.000	2	4	6	2.6	2	2	0	2	1	6	5.1	
Wisconsin	01/14/2023	*	28:46	5-10	.500	0-0	.000	2-3	.667	5	6	11	3.1	1	0	1	1	0	12	5.6	
at Illinois	01/19/2023	*	29:53	6-8	.750	1-3	.333	0-0	.000	1	7	8	3.4	3	1	4	3	0	13	6.0	
Michigan St.	01/22/2023	*	12:50	2-5	.400	1-1	1.000	0-0	.000	2	0	2	3.3	5	0	1	1	0	5	5.9	
at Minnesota	01/25/2023		05:35	0-0	.000	0-0	.000	0-0	.000	0	1	1	3.2	2	1	2	0	0	0	5.6	
Totals			5	286:08	43-79	.544	5-19	.263	16-26	.615	21	40	61	3.2	38	8	16	20	13	107	5.6

CAREER STATS

				Field Goals		3-Point		F-Throws		Rebounds				Scoring						
SEASON	TEAM	GP-GS	MIN/AVG	FG-FGA	FG%	3FG-3FGA	3FG%	FT-FTA	FT%	OFF	DEF	TOT	AVG	PF-FO	A	TO	BLK	STL	PTS	AVG
2020-21	IND	21-0	168/8.0	19-37	.514	4-10	.400	5-18	.278	12	25	37	1.8	22-0	5	10	2	6	47	2.2
2021-22	IND	34-0	426/12.5	57-110	.518	9-29	.310	25-44	.568	42	79	121	3.6	49-0	9	31	24	9	148	4.4
2022-23	IND	19-5	286/15.1	43-79	.544	5-19	.263	16-26	.615	21	40	61	3.2	38-1	8	16	20	13	107	5.6
TOTAL		74-5	881/11.9	119-226	.527	18-58	.310	46-88	.523	75	144	219	3.0	109-1	22	57	46	28	302	4.1



# #23 || TRAYCE JACKSON-DAVIS

SENIOR • FORWARD • 6-9 • 245  
GREENWOOD, IND. • CENTER GROVE

2022-23 (SENIOR)

- Consensus Preseason All-American (Blue Ribbon College Basketball Yearbook, College Hoops Today, The Almanac, CBS Sports, The Athletic, Associated Press, Sporting News)
- John R. Wooden Award® Preseason Top 50 Watch List
- John R. Wooden Award® Midseason Top 25 Watch List
- USBWA Oscar Robertson Trophy Midseason Watch List
- NABC Division I Player of the Year Watch List
- Preseason Big Ten Player of the Year
- Karl Malone Award Watch List
- Naismith Men's Defensive Player of the Year 2023 Watch List
- National Player of the Week (Jan. 23) by NCAA March Madness, Naismith, ESPN.com
- 3x Big Ten Player of the Week (Jan. 23, Jan. 30, and Feb. 6)

Secured 25 points, seven rebounds, five blocks, one assist, and one steal against No. 1/1 Purdue ... recorded 18 points, 20 rebounds, two assists, one steal, and one blocked shot at Maryland (Jan. 31) ... tallied an 18-point, 10-rebound double-double against Ohio State (Jan. 28) ... added six assists, two blocks, and a block against the Buckeyes ... recorded 25 points, 21 rebounds, six blocks, and two assists at Minnesota (Jan. 25) ... posted 31 points, 15 rebounds, four assists, and five blocks against Michigan State (Jan. 22) ... scored a Big Ten career-high 35 points to go along with nine rebounds, five assists, and three blocks at No. RV/23 Illinois (Jan. 19) ... tallied 18 points, 12 rebounds, four assists, five blocks, and one steal against No. 18/18 Wisconsin (Jan. 14) ... finished with 14 points, 11 rebounds, four assists, and two blocks at Penn State (Jan. 11) ... grabbed a career-high 24 rebounds to go along with 18 points, eight assists, and four blocks against Northwestern (Jan. 8) ... tallied a team-best 30 points to go along with nine rebounds, three assists, and three blocks at Iowa (Jan. 5) ... missed consecutive games (back) against Elon (Dec. 20) and Kennesaw State (Dec. 23) ... scored 13 points to go along with six rebounds, one assist, and a career-high nine blocked shots at No. 8/6 Kansas (Dec. 17) ... his nine blocks against the Jayhawks marked the second-most in program history and the most ever for a Kansas opponent ... charted 11 points, five rebounds, two blocks, one assist, and one steal against No. 10/9 Arizona in Las Vegas (Dec. 10) ... compiled the third triple-double in program history with 12 points, 11 rebounds, 10 assists, three blocks, and three steals in the win over Nebraska (Dec. 7) ... first NCAA Division I triple-double with at least three blocks and three steals since Luke Walton (27p, 11r, 10a, 4b, and 4s) against USC on Jan. 17, 2002 ... recorded 13 points, 10 rebounds, four blocks, and two assists at Rutgers (Dec. 3) ... tallied 21 points, 10 rebounds, four assists, and four blocks in Indiana's win over No. 18/15 North Carolina (Nov. 30) ... only Division I player in the last 25 years to have 20+ points, 10+ rebounds, 4+ assists, 4+ blocks and no turnovers against an AP Top 25 opponent ... scored 11 points to go along with five rebounds, one assist, and one steal in the victory over Jackson State (Nov. 25) ... recorded a 17-point, 16-rebound double-double with three assists and one block in the victory over Miami (Ohio) (Nov. 20) ... scored a team-best 30 points to go along with six rebounds, two assists, and three blocks in the road win over Xavier (Nov. 18) ... compiled a team-high 21 points (9-of-10 shooting), six rebounds, and two assists in the win over Bethune-Cookman (Nov. 10) ... matched a team-high with 15 points and grabbed seven rebounds to go along with two assists, two steals, and a blocked shot in the season-opener against Morehead State (Nov. 7).



## SINGLE-GAME CAREER HIGHS

- POINTS - 43**  
vs. Marshall, 11/27/21
- FG MADE - 18**  
vs. Marshall, 11/27/21
- 3FG MADE - N/A**
- REBOUNDS - 24**  
vs. Northwestern, 1/8/23
- ASSISTS - 10**  
vs. Nebraska, 12/7/22
- BLOCKS - 9**  
at Kansas, 12/17/22
- STEALS - 3**  
3x, last vs. Nebraska, 12/7/22
- MINUTES - 49**  
at Wisconsin, 1/7/21
- DOUBLE-DOUBLES - 43**  
last at Maryland, 1/31/23  
18p, 20r

2022-23 GAME BY GAME STATS

Opponent	Date	GS	MIN	FG-FGA	PCT	3FG-3FGA	PCT	FT-FTA	PCT	OFF	DEF	TOT	AVG	PF	A	TO	BLK	STL	PTS	AVG	
Morehead St.	11/07/2022	*	22:48	6-11	.545	0-0	.000	3-5	.600	2	5	7	7.0	0	2	0	1	2	15	15.0	
Bethune-Cookman	11/10/2022	*	21:06	9-10	.900	0-0	.000	3-3	1.000	6	0	6	6.5	0	2	0	0	0	21	18.0	
at Xavier	11/18/2022	*	36:46	13-16	.813	0-0	.000	4-6	.667	4	2	6	6.3	1	2	3	3	0	30	22.0	
vs Miami (OH)	11/20/2022	*	24:40	6-8	.750	0-0	.000	5-7	.714	6	10	16	8.8	1	3	0	1	0	17	20.8	
Jackson St.	11/25/2022	*	18:37	4-5	.800	0-0	.000	3-4	.750	2	3	5	8.0	1	1	1	0	1	11	18.8	
North Carolina	11/30/2022	*	30:47	9-16	.563	0-0	.000	3-6	.500	3	7	10	8.3	3	4	0	4	0	21	19.2	
at Rutgers	12/03/2022	*	35:18	5-11	.455	0-0	.000	3-6	.500	2	8	10	8.6	5	2	4	4	0	13	18.3	
Nebraska	12/07/2022	*	36:00	4-6	.667	0-0	.000	4-5	.800	2	9	11	8.9	2	10	4	3	3	12	17.5	
vs Arizona	12/10/2022	*	31:55	4-10	.400	0-0	.000	3-5	.600	1	4	5	8.4	5	1	1	2	1	11	16.6	
at Kansas	12/17/2022	*	28:56	4-8	.500	0-0	.000	5-6	.833	1	5	6	8.2	0	1	3	9	0	13	16.4	
at Iowa	01/05/2023	*	38:18	11-20	.550	0-0	.000	8-10	.800	3	6	9	8.3	2	3	4	3	0	30	17.6	
Northwestern	01/08/2023	*	40:00	8-19	.421	0-0	.000	2-3	.667	7	17	24	9.6	2	8	3	4	0	18	17.7	
at Penn St.	01/11/2023	*	32:38	4-10	.400	0-0	.000	6-10	.600	3	8	11	9.7	0	4	4	2	0	14	17.4	
Wisconsin	01/14/2023	*	32:30	9-13	.692	0-0	.000	0-0	.000	0	12	12	9.9	2	4	1	5	1	18	17.4	
at Illinois	01/19/2023	*	35:33	15-19	.789	0-0	.000	5-6	.833	1	8	9	9.8	1	5	3	3	0	35	18.6	
Michigan St.	01/22/2023	*	38:47	10-20	.500	0-0	.000	11-13	.846	5	10	15	10.1	1	4	4	5	0	31	19.4	
at Minnesota	01/25/2023	*	38:52	11-19	.579	0-0	.000	3-6	.500	5	16	21	10.8	2	2	3	6	0	25	19.7	
Ohio St.	01/28/2023	*	33:04	8-18	.444	0-0	.000	2-4	.500	4	6	10	10.7	1	6	3	2	1	18	19.6	
at Maryland	01/31/2023	*	38:30	7-13	.538	0-0	.000	4-5	.800	5	15	20	11.2	1	2	2	1	1	18	19.5	
Purdue	02/04/2023	*	38:39	9-19	.474	0-0	.000	7-9	.778	1	6	7	11.0	3	1	3	5	1	25	19.8	
Totals			20	653:44	156-271	.576	0-0	.000	84-119	.706	63	157	220	11.0	33	67	46	63	11	396	19.8

## CAREER STATS

				Field Goals		3-Point		F-Throws		Rebounds				Scoring						
SEASON	TEAM	GP-GS	MIN/AVG	FG-FGA	FG%	3FG-3FGA	3FG%	FT-FTA	FT%	OFF	DEF	TOT	AVG	PF-FO	A	TO	BLK	STL	PTS	AVG
2019-20	IND	32-32	939/29.3	159-281	.566	0-0	.000	115-168	.685	96	174	270	8.4	64-0	37	42	59	22	433	13.5
2020-21	IND	27-27	925/34.2	183-354	.517	0-0	.000	150-229	.655	87	156	243	9.0	58-0	39	59	38	20	516	19.1
2021-22	IND	35-35	1125/32.1	246-418	.589	0-3	.000	147-218	.674	78	206	284	8.1	66-0	66	59	81	22	639	18.3
2022-23	IND	20-20	654/32.7	156-271	.576	0-0	.000	84-119	.706	63	157	220	11.0	33-2	67	46	63	11	396	19.8
TOTAL		114-114	3642/31.9	744-1324	.562	0-3	.000	496-734	.676	324	693	1017	8.9	221-2	209	206	241	75	1984	17.4



# #25 || RACE THOMPSON

REDSHIRT SENIOR+ • FORWARD • 6-8 • 235  
PLYMOUTH, MINN. • ARMSTRONG

2022-23 (REDSHIRT SENIOR+)

Secured six points, four rebounds, two assists, and one steal against No. 1/1 Purdue ... tallied 11 points, four rebounds, one steal, and one blocked shot at Maryland (Jan. 31) ... scored five points to go along with four rebounds and two assists against Ohio State (Jan. 28) ... recorded four points, four rebounds, three assists, and three blocks at Minnesota (Jan. 25) ... provided one steal against Michigan State (Jan. 22) ... missed four games (knee) after an injury suffered at Iowa on Jan. 5 ... tallied nine points on 4-of-4 shooting from the floor to go along with three rebounds, one assist, one steal, and one block at Iowa (Jan. 5) ... matched a career-high with 14 rebounds to go along with four points, three assists, three blocks, and one steal against Kennesaw State (Dec. 23) ... recorded an 18-point, 11-rebound double-double to go along with four blocks and one assist against Elon (Dec. 20) ... scored 11 points to go along with four rebounds, two assists, and two steals at No. 8/6 Kansas (Dec. 17) ... charted a team-best 16 points on a career-high 4-of-7 shooting from the 3-point line against No. 10/9 Arizona in Las Vegas (Dec. 10) ... added nine rebounds, one assist, and one steal against the Wildcats ... compiled nine points, six rebounds, one assist, one block, and one steal in the win over Nebraska (Dec. 7) ... recorded six rebounds at Rutgers (Dec. 3) ... tallied two points, two rebounds, and two blocks in Indiana's win over No. 18/15 North Carolina (Nov. 30) ... scored seven points to go along with four rebounds, three assists, two blocked shots, and two steals in the victory over Jackson State (Nov. 25) ... tallied a season-high 20 points, eight rebounds, and two blocks in the win over Little Rock (Nov. 23) ... recorded six points and five rebounds in the victory over Miami (Ohio) (Nov. 20) ... scored five points to go along with a team-high eight rebounds, two assists, three blocks, and one steal in the road win over Xavier (Nov. 18) ... compiled two points, four rebounds, and one steal in the win over Bethune-Cookman (Nov. 10) ... tallied nine points, two rebounds, two assists, and one steal in the season-opener against Morehead State (Nov. 7).



SINGLE-GAME  
CAREER HIGHS

POINTS - 22  
vs. Providence, 11/30/20

FG MADE - 9  
vs. Maryland, 2/24/22

3FG MADE - 4  
vs. Arizona, 12/10/22

REBOUNDS - 14  
2x, last vs. Kennesaw St., 12/23/22

ASSISTS - 8  
at Syracuse, 11/30/21

BLOCKS - 4  
4x, last vs. Elon, 12/20/22

STEALS - 7  
vs. Michigan State, 2/20/21

MINUTES - 45  
at Syracuse, 11/30/21

DOUBLE-DOUBLES - 9  
last at vs. Elon, 12/20/22  
18p, 11r

2022-23 GAME BY GAME STATS

Opponent	Date	GS	MIN	FG-FGA	PCT	3FG-3FGA	PCT	FT-FTA	PCT	OFF	DEF	TOT	AVG	PF	A	TO	BLK	STL	PTS	AVG	
Morehead St.	11/07/2022	*	16:43	4-8	.500	1-3	.333	0-0	.000	0	2	2	2.0	0	2	1	0	1	9	9.0	
Bethune-Cookman	11/10/2022	*	19:17	1-5	.200	0-2	.000	0-0	.000	1	3	4	3.0	0	0	0	1	1	2	5.5	
at Xavier	11/18/2022	*	22:10	2-7	.286	0-4	.000	1-2	.500	3	5	8	4.7	2	2	0	3	1	5	5.3	
vs Miami (OH)	11/20/2022	*	16:31	2-5	.400	0-1	.000	2-2	1.000	2	3	5	4.8	1	0	2	0	0	6	5.5	
Little Rock	11/23/2022	*	29:38	7-8	.875	0-1	.000	6-6	1.000	2	6	8	5.4	2	0	0	2	0	20	8.4	
Jackson St.	11/25/2022	*	17:59	3-4	.750	1-1	1.000	0-0	.000	1	3	4	5.2	2	3	0	2	2	7	8.2	
North Carolina	11/30/2022	*	27:01	1-5	.200	0-1	.000	0-0	.000	1	1	2	4.7	3	0	0	2	0	2	7.3	
at Rutgers	12/03/2022	*	17:18	0-4	.000	0-3	.000	0-0	.000	1	5	6	4.9	2	0	2	0	0	0	6.4	
Nebraska	12/07/2022	*	25:17	4-7	.571	1-2	.500	0-0	.000	1	5	6	5.0	1	1	0	1	1	9	6.7	
vs Arizona	12/10/2022	*	27:48	6-14	.429	4-7	.571	0-0	.000	4	5	9	5.4	3	1	1	0	1	16	7.6	
at Kansas	12/17/2022	*	22:48	3-6	.500	1-1	1.000	4-6	.667	1	3	4	5.3	1	2	2	0	2	11	7.9	
Elon	12/20/2022	*	29:37	9-13	.692	0-1	.000	0-1	.000	2	9	11	5.8	2	1	1	4	0	18	8.8	
Kennesaw St.	12/23/2022	*	38:04	2-7	.286	0-2	.000	0-4	.000	1	13	14	6.4	2	3	1	3	1	4	8.4	
at Iowa	01/05/2023	*	09:56	4-4	1.000	0-0	.000	1-1	1.000	1	2	3	6.1	1	1	0	1	1	9	8.4	
Michigan St.	01/22/2023	*	04:04	0-0	.000	0-0	.000	0-0	.000	0	0	0	5.7	3	0	0	0	0	1	7.9	
at Minnesota	01/25/2023	*	23:11	1-4	.250	0-0	.000	2-4	.500	2	2	4	5.6	2	3	1	3	0	4	7.6	
Ohio St.	01/28/2023	*	21:21	1-6	.167	0-1	.000	3-3	1.000	1	3	4	5.5	3	2	2	0	0	5	7.5	
at Maryland	01/31/2023	*	28:16	4-8	.500	0-2	.000	3-3	1.000	3	1	4	5.4	0	0	3	1	1	11	7.7	
Purdue	02/04/2023	*	21:50	1-2	.500	0-0	.000	4-4	1.000	2	2	4	5.4	4	2	1	0	1	6	7.6	
Totals			18	418:49	55-117	.470	8-32	.250	26-36	.722	29	73	102	5.4	34	23	17	23	14	144	7.6

CAREER STATS

				Field Goals		3-Point		F-Throws		Rebounds				Scoring						
SEASON	TEAM	GP-GS	MIN/AVG	FG-FGA	FG%	3FG-3FGA	3FG%	FT-FTA	FT%	OFF	DEF	TOT	AVG	PF-FO	A	TO	BLK	STL	PTS	AVG
2018-19	IND	9-0	63/7.0	2-5	.400	0-3	.000	2-4	.500	5	14	19	2.1	4-0	1	0	3	3	6	0.7
2019-20	IND	29-0	394/13.6	37-80	.463	3-10	.300	29-44	.659	37	77	114	3.9	44-0	13	12	19	20	106	3.7
2020-21	IND	27-27	760/28.1	87-169	.515	3-15	.200	70-114	.614	54	113	167	6.2	63-0	37	31	34	28	247	9.1
2021-22	IND	35-35	998/28.5	157-293	.536	15-55	.273	58-89	.652	70	193	263	7.5	77-0	50	48	24	37	387	11.1
2022-23	IND	19-18	419/22.0	55-117	.470	8-32	.250	26-36	.722	29	73	102	5.4	34-0	23	17	23	14	144	7.6
TOTAL		119-80	2634/22.1	338-664	.509	29-115	.252	185-287	.645	195	470	665	5.6	222-0	124	108	103	102	890	7.5



# #32 || TREY GALLOWAY

JUNIOR • GUARD • 6-4 • 203  
CULVER, IND. • CULVER ACADEMIES

2022-23 (JUNIOR)

Secured 11 points, three steals, and one rebound against No. 1/1 Purdue ... tallied six points, three rebounds, and assists at Maryland (Jan. 31) ... scored five points to go along with two rebounds and one steal against Ohio State (Jan. 28) ... recorded five points, two rebounds, and five assists at Minnesota (Jan. 25) ... posted 17 points, three assists, and one rebound against Michigan State (Jan. 22) ... scored 11 points to go along with two assists and one rebound at No. RV/23 Illinois (Jan. 19) ... tallied eight points, five rebounds, two assists, and one steal against No. 18/18 Wisconsin (Jan. 14) ... finished with 10 points, five rebounds, and two assists at Penn State (Jan. 11) ... scored eight points to go along with one rebound and one steal against Northwestern (Jan. 8) ... tallied six points, one rebound, and one assist at Iowa (Jan. 5) ... scored nine points to go along with six rebounds against Kennesaw State (Dec. 23) ... tallied two points to go along with three assists, three rebounds, and one steal against Elon (Dec. 20) ... scored four points to go along with three rebounds and two assists at No. 8/6 Kansas (Dec. 17) ... charted four points, four rebounds, three assists, one steal, and one block against No. 10/9 Arizona in Las Vegas (Dec. 10) ... compiled a career-high 20 points, four rebounds, and one assist in the win over Nebraska (Dec. 7) ... converted a career high in both made field goals (7) and made 3-pointers (4) against the Cornhuskers ... recorded five rebounds, one assist, and one steal at Rutgers (Dec. 3) ... tallied 11 points, three rebounds, two assists, and one steal in Indiana's win over No. 18/15 North Carolina (Nov. 30) ... handed out four assists to go along with two rebounds and one blocked shot in the road win over Xavier (Nov. 18) ... compiled 10 points, three rebounds, one assist, and one steal in the win over Bethune-Cookman (Nov. 10) ... recorded two points, three rebounds, and one assist in the season-opener against Morehead State (Nov. 7).



SINGLE-GAME  
CAREER HIGHS

- POINTS - 20  
vs. Nebraska, 12/7/22
- FG MADE - 7  
vs. Nebraska, 12/7/22
- 3FG MADE - 4  
vs. Nebraska, 12/7/22
- REBOUNDS - 6  
vs. Kennesaw State, 12/23/22
- ASSISTS - 5  
3x, last at Minnesota, 1/25/23
- BLOCKS - 1  
4x, last vs. Arizona, 12/10/22
- STEALS - 3  
vs. Providence, 11/30/20
- MINUTES - 37  
2x, last at Northwestern, 2/8/22
- DOUBLE-DOUBLES - N/A

2022-23 GAME BY GAME STATS

Opponent	Date	GS	MIN	FG-FGA	PCT	3FG-3FGA	PCT	FT-FTA	PCT	OFF	DEF	TOT	AVG	PF	A	TO	BLK	STL	PTS	AVG	
Morehead St.	11/07/2022		15:07	0-0	.000	0-0	.000	2-2	1.000	1	2	3	3.0	0	1	0	0	0	2	2.0	
Bethune-Cookman	11/10/2022		18:56	3-5	.600	2-4	.500	2-2	1.000	1	2	3	3.0	2	1	0	0	1	10	6.0	
at Xavier	11/18/2022		22:32	0-1	.000	0-0	.000	0-0	.000	1	1	2	2.7	1	4	0	1	0	0	4.0	
North Carolina	11/30/2022		23:20	5-7	.714	0-1	.000	1-2	.500	0	3	3	2.8	1	2	0	0	1	11	5.8	
at Rutgers	12/03/2022	*	30:28	0-3	.000	0-2	.000	0-2	.000	2	3	5	3.2	3	1	0	0	0	0	4.6	
Nebraska	12/07/2022	*	27:10	7-10	.700	4-6	.667	2-3	.667	0	4	4	3.3	2	1	1	0	0	20	7.2	
vs Arizona	12/10/2022	*	22:06	2-5	.400	0-0	.000	0-0	.000	0	4	4	3.4	0	3	1	1	1	4	6.7	
at Kansas	12/17/2022		25:24	2-2	1.000	0-0	.000	0-0	.000	2	1	3	3.4	1	2	4	0	0	4	6.4	
Elon	12/20/2022	*	21:12	0-2	.000	0-1	.000	2-2	1.000	1	2	3	3.3	1	3	1	0	1	2	5.9	
Kennesaw St.	12/23/2022	*	29:52	3-4	.750	2-2	1.000	1-2	.500	1	5	6	3.6	1	0	0	0	0	9	6.2	
at Iowa	01/05/2023		24:49	2-4	.500	0-1	.000	2-4	.500	0	1	1	3.4	4	1	1	0	0	6	6.2	
Northwestern	01/08/2023		24:40	3-4	.750	2-3	.667	0-0	.000	0	1	1	3.2	1	0	2	0	1	8	6.3	
at Penn St.	01/11/2023	*	30:51	4-8	.500	1-3	.333	1-2	.500	2	3	5	3.3	3	2	0	0	0	10	6.6	
Wisconsin	01/14/2023	*	19:04	3-7	.429	0-2	.000	2-2	1.000	1	4	5	3.4	4	2	1	0	1	8	6.7	
at Illinois	01/19/2023	*	24:35	4-5	.800	1-1	1.000	2-2	1.000	0	1	1	3.3	4	2	1	0	0	11	7.0	
Michigan St.	01/22/2023	*	34:50	5-8	.625	3-3	1.000	4-4	1.000	0	1	1	3.1	1	3	0	0	0	17	7.6	
at Minnesota	01/25/2023	*	30:56	1-5	.200	1-3	.333	2-4	.500	1	1	2	3.1	2	5	2	0	0	5	7.5	
Ohio St.	01/28/2023	*	28:26	2-4	.500	1-3	.333	0-0	.000	0	2	2	3.0	2	0	0	0	1	5	7.3	
at Maryland	01/31/2023	*	22:09	2-4	.500	2-2	1.000	0-0	.000	1	2	3	3.0	4	2	1	0	0	6	7.3	
Purdue	02/04/2023	*	34:03	4-8	.500	1-3	.333	2-2	1.000	0	1	1	2.9	2	0	1	0	3	11	7.5	
Totals			13	510:30	52-96	.542	20-40	.500	25-35	.714	14	44	58	2.9	39	35	16	2	11	149	7.5

CAREER STATS

				Field Goals		3-Point		F-Throws		Rebounds				Scoring						
SEASON	TEAM	GP-GS	MIN/AVG	FG-FGA	FG%	3FG-3FGA	3FG%	FT-FTA	FT%	OFF	DEF	TOT	AVG	PF-FO	A	TO	BLK	STL	PTS	AVG
2020-21	IND	25-7	488/19.5	35-84	.417	6-33	.182	14-19	.737	12	35	47	1.9	45-0	39	25	1	11	90	3.6
2021-22	IND	20-3	416/20.8	45-97	.464	6-28	.214	13-20	.650	5	28	33	1.7	39-2	36	27	5	18	109	5.5
2022-23	IND	20-13	510/25.5	52-96	.542	20-40	.500	25-35	.714	14	44	58	2.9	39-0	35	16	2	11	149	7.5
TOTAL		65-23	1415/21.8	132-277	.477	32-101	.317	52-74	.703	31	107	138	2.1	123-2	110	68	8	40	348	5.4



# #51 || LOGAN DUNCOMB

SOPHOMORE • CENTER • 6-10 • 241  
CINCINNATI, OHIO • ARCHBISHOP MOELLER

2022-23 (SOPHOMORE)

Tallied one rebound and one steal against No. 18/18 Wisconsin (Jan. 14) ... played two minutes against Kennesaw State (Dec. 23) ... poured in a career-high 10 points to go along with five rebounds, two assists, and one block against Elon (Dec. 20) ... charted one minute of playing time against No. 10/9 Arizona in Las Vegas (Dec. 10) ... missed North Carolina (Nov. 30) and Rutgers (Dec. 3) games due to illness ... Scored a career-high six points to go along with two blocks and one rebound in the victory over Jackson State (Nov. 25) ... tallied four points, three rebounds, and one block in the win over Little Rock (Nov. 23) ... saw three minutes of playing time in the victory over Miami (Ohio) on Nov. 20 ... compiled four points and four rebounds in the win over Bethune-Cookman (Nov. 10) ... tallied two points and one rebound in the season-opener against Morehead State (Nov. 7).



SINGLE-GAME  
CAREER HIGHS

- POINTS - 10  
vs. Elon, 12/20/22
- FG MADE - 5  
vs. Elon, 12/20/22
- 3FG MADE - N/A
- REBOUNDS - 5  
vs. Elon, 12/20/22
- ASSISTS - 2  
vs. Elon, 12/20/22
- BLOCKS - 2  
vs. Jackson State, 11/25/22
- STEALS - 1  
vs. Wisconsin, 1/14/23
- MINUTES - 17  
vs. Elon, 12/20/22
- DOUBLE-DOUBLES - N/A

2022-23 GAME BY GAME STATS

Opponent	Date	GS	MIN	FG-FGA	PCT	3FG-3FGA	PCT	FT-FTA	PCT	OFF	DEF	TOT	AVG	PF	A	TO	BLK	STL	PTS	AVG
Morehead St.	11/07/2022		05:52	1-3	.333	0-0	.000	0-0	.000	1	0	1	1.0	1	0	1	0	2	2.0	
Bethune-Cookman	11/10/2022		05:59	2-2	1.000	0-0	.000	0-0	.000	1	3	4	2.5	1	0	1	0	4	3.0	
vs Miami (OH)	11/20/2022		02:42	0-1	.000	0-0	.000	0-0	.000	0	0	0	1.7	0	0	0	0	0	0.0	
Little Rock	11/23/2022		07:21	2-2	1.000	0-0	.000	0-0	.000	0	3	3	2.0	3	0	0	1	0	4	2.5
Jackson St.	11/25/2022		04:26	2-2	1.000	0-0	.000	2-4	.500	0	1	1	1.8	2	0	0	2	0	6	3.2
vs Arizona	12/10/2022		00:56	0-0	.000	0-0	.000	0-0	.000	0	0	0	1.5	0	0	0	0	0	0.0	2.7
Elon	12/20/2022		16:34	5-6	.833	0-0	.000	0-3	.000	2	3	5	2.0	1	2	0	1	0	10	3.7
Kennesaw St.	12/23/2022		02:27	0-0	.000	0-0	.000	0-0	.000	0	0	0	1.8	0	0	1	0	0	0	3.3
Wisconsin	01/14/2023		05:01	0-0	.000	0-0	.000	0-0	.000	1	0	1	1.7	0	0	1	0	1	0	2.9
Totals		0	51:18	12-16	.750	0-0	.000	2-7	.286	5	10	15	1.7	8	2	3	5	1	26	2.9

CAREER STATS

				Field Goals		3-Point		F-Throws		Rebounds										Scoring	
SEASON	TEAM	GP-GS	MIN/AVG	FG-FGA	FG%	3FG-3FGA	3FG%	FT-FTA	FT%	OFF	DEF	TOT	AVG	PF-FO	A	TO	BLK	STL	PTS	AVG	
2021-22	IND	9-0	19/2.1	2-4	.500	0-0	.000	2-2	1.000	3	3	6	0.7	3-0	1	3	1	1	6	0.7	
2022-23	IND	9-0	51/5.7	12-16	.750	0-0	.000	2-7	.286	5	10	15	1.7	8-0	2	3	5	1	26	2.9	
TOTAL		18-0	70/3.9	14-20	.700	0-0	.000	4-9	.444	8	13	21	1.2	11-0	3	6	6	2	32	1.8	



# #53 || TAMAR BATES

SOPHOMORE • GUARD • 6-5 • 198  
KANSAS CITY, KAN. • IMG ACADEMY

2022-23 (SOPHOMORE)

Secured three points, one assist, and one steal against No. 1/1 Purdue ... tallied two points, one rebound, and two assists, and at Maryland (Jan. 31) ... scored seven points to go along with two assists and one rebound against Ohio State (Jan. 28) ... recorded three rebounds at Minnesota (Jan. 25) ... posted 17 points, three rebounds, and one steal against Michigan State (Jan. 22) ... grabbed three rebounds at No. RV/23 Illinois (Jan. 19) ... tallied one rebound against No. 18/18 Wisconsin (Jan. 14) ... finished with 11 points, two rebounds, and one assist at Penn State (Jan. 11) ... scored nine points to go along with two rebounds, one steal, and one block against Northwestern (Jan. 8) ... tallied eight points, four assists, and one rebound in his first-career start at Iowa (Jan. 5) ... scored a team-high 19 points to go along with two rebounds and two assists against Kennesaw State (Dec. 23) ... tallied eight points to go along with four rebounds, two steals, and one assist against Elon (Dec. 20) ... scored five points to go along with three rebounds, one assist, and one steal at No. 8/6 Kansas (Dec. 17) ... charted 13 points, four rebounds, one assist, and one steal against No. 10/9 Arizona in Las Vegas (Dec. 10) ... compiled 19 points, four rebounds, two assists, and one block in the win over Nebraska (Dec. 7) ... drained a career-high five 3-pointers against the Cornhuskers ... recorded two points, four rebounds, and one assist at Rutgers (Dec. 3) ... tallied three points and one rebound in Indiana's win over No. 18/15 North Carolina (Nov. 30) ... set career highs in points (22), made field goals (8), and assists (4) in the victory over Jackson State (Nov. 25) ... tallied eight points, one rebound, and one assist in the win over Little Rock (Nov. 23) ... recorded seven points, one rebound, one assist, and one steal in the victory over Miami (Ohio) (Nov. 20) ... grabbed one rebound in the road win over Xavier (Nov. 18) ... compiled five points, a career-high four assists, two rebounds, and one steal in the win over Bethune-Cookman (Nov. 10) ... tallied nine points, two rebounds, two assists, and two steals in the season-opener against Morehead State (Nov. 7).



SINGLE-GAME  
CAREER HIGHS

POINTS - 22  
vs. Jackson State, 11/25/22

FG MADE - 8  
vs. Jackson State, 11/25/22

3FG MADE - 5  
2x, last vs. Michigan St., 1/22/23

REBOUNDS - 5  
at Ohio State, 2/21/22

ASSISTS - 4  
3x, last at Iowa, 1/5/23

BLOCKS - 1  
6x, last vs. Northwestern, 1/8/23

STEALS - 2  
2x, last vs. Elon, 12/20/22

MINUTES - 34  
at Iowa, 1/5/23

DOUBLE-DOUBLES - N/A

2022-23 GAME BY GAME STATS

Opponent	Date	GS	MIN	FG-FGA	PCT	3FG-3FGA	PCT	FT-FTA	PCT	OFF	DEF	TOT	AVG	PF	A	TO	BLK	STL	PTS	AVG
Morehead St.	11/07/2022		22:48	4-6	.667	1-3	.333	0-0	.000	0	2	2	2.0	1	2	0	0	2	9	9.0
Bethune-Cookman	11/10/2022		22:36	2-5	.400	1-4	.250	0-0	.000	0	2	2	2.0	2	4	2	0	1	5	7.0
at Xavier	11/18/2022		11:04	0-0	.000	0-0	.000	0-0	.000	0	1	1	1.7	3	0	1	0	0	0	4.7
vs Miami (OH)	11/20/2022		25:13	2-6	.333	1-3	.333	2-2	1.000	1	0	1	1.5	2	1	2	0	1	7	5.3
Little Rock	11/23/2022		24:12	2-4	.500	0-2	.000	4-4	1.000	0	1	1	1.4	1	1	0	0	0	8	5.8
Jackson St.	11/25/2022		23:41	8-11	.727	4-6	.667	2-2	1.000	1	1	2	1.5	1	4	0	0	0	22	8.5
North Carolina	11/30/2022		12:16	1-2	.500	1-2	.500	0-0	.000	1	0	1	1.4	2	0	1	0	0	3	7.7
at Rutgers	12/03/2022		17:20	1-7	.143	0-3	.000	0-0	.000	0	4	4	1.8	1	1	0	0	0	2	7.0
Nebraska	12/07/2022		24:27	7-12	.583	5-8	.625	0-0	.000	1	3	4	2.0	0	2	0	1	0	19	8.3
vs Arizona	12/10/2022		28:39	6-10	.600	1-3	.333	0-0	.000	1	1	2	2.0	3	1	2	0	1	13	8.8
at Kansas	12/17/2022		20:43	2-8	.250	1-5	.200	0-0	.000	0	3	3	2.1	3	1	3	0	1	5	8.5
Elon	12/20/2022		21:50	3-3	1.000	2-2	1.000	0-0	.000	0	4	4	2.3	4	1	1	0	2	8	8.4
Kennesaw St.	12/23/2022		31:20	7-12	.583	3-7	.429	2-2	1.000	0	2	2	2.2	3	2	1	0	0	19	9.2
at Iowa	01/05/2023	*	33:30	9-9	.333	2-4	.500	0-0	.000	0	1	1	2.1	2	4	1	0	0	8	9.1
Northwestern	01/08/2023	*	25:49	3-8	.375	1-4	.250	2-3	.667	1	1	2	2.1	4	1	1	1	0	9	9.1
at Penn St.	01/11/2023		23:19	4-9	.444	1-3	.333	2-2	1.000	1	1	2	2.1	0	1	0	0	0	11	9.3
Wisconsin	01/14/2023		22:25	0-4	.000	0-1	.000	0-0	.000	0	1	1	2.1	2	0	0	0	0	0	8.7
at Illinois	01/19/2023		21:54	0-3	.000	0-3	.000	0-0	.000	0	3	3	2.1	1	0	1	0	0	0	8.2
Michigan St.	01/22/2023		26:39	5-8	.625	5-6	.833	2-2	1.000	0	3	3	2.2	0	0	0	0	0	1	17.8
at Minnesota	01/25/2023		10:24	0-3	.000	0-1	.000	0-0	.000	0	3	3	2.2	2	0	0	0	0	0	8.3
Ohio St.	01/28/2023		17:19	2-5	.400	1-3	.333	2-2	1.000	0	1	1	2.1	3	2	1	0	0	7	8.2
at Maryland	01/31/2023		24:54	1-5	.200	0-0	.000	0-0	.000	1	0	1	2.1	3	2	1	0	0	2	7.9
Purdue	02/04/2023		19:22	1-3	.333	1-3	.333	0-0	.000	0	0	0	2.0	2	1	1	0	1	3	7.7
Totals			2 511:44	64-143	.448	31-76	.408	18-19	.947	8	38	46	2.0	45	31	19	2	10	177	7.7

CAREER STATS

				Field Goals		3-Point		F-Throws		Rebounds				Scoring						
SEASON	TEAM	GP-GS	MIN/AVG	FG-FGA	FG%	3FG-3FGA	3FG%	FT-FTA	FT%	OFF	DEF	TOT	AVG	PF-FO	A	TO	BLK	STL	PTS	AVG
2021-22	IND	32-0	466/14.5	44-130	.338	17-57	.298	20-24	.833	7	33	40	1.3	31-0	20	22	4	8	125	3.9
2022-23	IND	23-2	512/22.2	64-143	.448	31-76	.408	18-19	.947	8	38	46	2.0	45-0	31	19	2	10	177	7.7
TOTAL		55-2	977/17.8	108-273	.396	48-133	.361	38-43	.884	15	71	86	1.6	76-0	51	41	6	18	302	5.5

## #4 || MICHAEL SHIPP

SENIOR • GUARD • 6-3 • 195  
CINCINNATI, OHIO • ARCHBISHOP MOELLER

A non-scholarship player who played at Archbishop Moeller High School in Cincinnati ... has played in five collegiate games.



## #13 || SHAAN BURKE

SOPHOMORE • GUARD • 6-5 • 195  
SAN DIEGO, CALIF. • VISTA

A non-scholarship player who played at Vista High School near San Diego ... has played in one collegiate game.



## #14 || NATHAN CHILDRESS

SENIOR • FORWARD • 6-6 • 212  
ZIONSVILLE, IND. • ZIONSVILLE

A non-scholarship player who played at Zionsville High School near Indianapolis ... has played in 15 collegiate games.



## #31 || HOGAN ORBAUGH

JUNIOR • CENTER • 6-8 • 235  
ZIONSVILLE, IND. • ZIONSVILLE • LOUISVILLE

A non-scholarship player who played at Zionsville High School near Indianapolis ... has played in eight collegiate games.



## 2022-23 INDIANA BASKETBALL ROSTER



**#0 • XAVIER JOHNSON**  
Sr. || G || 6-3 || 200  
Woodbridge, Va.  
Bishop O'Connell || Pitt



**#1 • JALEN HOOD-SCHIFINO**  
Fr. || G || 6-6 || 213  
Pittsburgh, Pa.  
Montverde Academy



**#3 • ANTHONY LEAL**  
Jr. || G || 6-5 || 200  
Bloomington, Ind.  
Bloomington, South



**#4 • MICHAEL SHIPP**  
Sr. || G || 6-3 || 195  
Cincinnati, Ohio  
Archbishop Moeller



**#5 • MALIK RENEAU**  
Fr. || F || 6-9 || 233  
Miami, Fla.  
Montverde Academy



**#10 • KALEB BANKS**  
Fr. || F || 6-7 || 215  
Hampton, Ga.  
Fayette County



**#11 • CJ GUNN**  
Fr. || G || 6-6 || 194  
Indianapolis, Ind.  
Lawrence North



**#12 • MILLER KOPP**  
Sr. || G || 6-7 || 215  
Houston, Texas  
Houston Christian || Northwestern



**#13 • SHAAN BURKE**  
So. || G || 6-5 || 195  
San Diego, Calif.  
Vista



**#14 • NATHAN CHILDRESS**  
Sr. || F || 6-6 || 212  
Zionsville, Ind.  
Zionsville



**#22 • JORDAN GERONIMO**  
Jr. || F || 6-6 || 225  
Newark, N.J.  
St. Paul's (N.H.)



**#23 • TRAYCE JACKSON-DAVIS**  
Sr. || F || 6-9 || 245  
Indianapolis, Ind.  
Center Grove



**#25 • RACE THOMPSON**  
R-Sr. || F || 6-8 || 235  
Plymouth, Minn.  
Armstrong



**#31 • HOGAN ORBAUGH**  
Jr. || C || 6-8 || 235  
Zionsville, Ind.  
Louisville



**#32 • TREY GALLOWAY**  
Jr. || G || 6-4 || 203  
Culver, Ind.  
Culver Academies



**#51 • LOGAN DUNCOMB**  
So. || C || 6-10 || 241  
Cincinnati, Ohio  
Archbishop Moeller



**#53 • TAMAR BATES**  
So. || G || 6-5 || 198  
Kansas City, Kan.  
IMG Academy



**MIKE WOODSON**  
Head Coach  
Second Year at IU  
37-21