



INDIANA

INDIANA SCHEDULE

Date	Opponent	Time/TV
A.31	vs. Ball State	W, 34-24
S.7	Eastern Illinois	W, 52-0
S.14	6/6 Ohio State	L, 10-51
S.21	Connecticut	W, 38-3
S.28	at 25/RV Michigan State	L, 31-40
O.12	Rutgers	Noon/BTN
O.19	at Maryland	3:30 p.m./BTN
O.26	at Nebraska	TBA
N.2	Northwestern	TBA
N.16	at 10/9 Penn State	TBA
N.23	16/16 Michigan	TBA
N.30	at Purdue	TBA

[1] - at Lucas Oil Stadium - Indianapolis

-B1G East Division games in bold

-Rankings are AP/Coaches Poll

-All game times Eastern

RUTGERS SCHEDULE

Date	Opponent	Time/TV
A.30	UMass	W, 48-21
S.7	at 20/19 Iowa	L, 0-30
S.21	Boston College	L, 16-30
S.28	at 20/20 Michigan	L, 0-52
O.5	Maryland	L, 7-48
O.12	at Indiana	Noon/BTN
O.19	RV/25 Minnesota	3:30 p.m./BTN
O.26	Liberty	TBA
N.2	at Illinois	TBA
N.16	3/4 Ohio State	TBA
N.23	RV/RV Michigan State	TBA
N.30	at 10/9 Penn State	TBA

-B1G East Division games in bold

-Rankings are AP/Coaches Poll

-All game times Eastern

TALE OF THE TAPE

	RU	IU
Points Scored	14.2	33.0
Rushing Yds.	111.4	110.4
Passing Yds.	193.6	304.0
Total Yds.	305.0	414.4
Total Plays	61.8	70.8
First Downs	12.8	23.4
Time of Possession	30:18	32:48
3rd Down Conversion	29.3%	48.5%
4th Down Conversion	33.3%	20.0%
Red Zone Scores	8-12	18-21
Red Zone TDs	4-12	14-21
Sacks By	6-31	10-58
TFLs By	22-72	30-103
Interceptions	3-0	2-73
Fumbles Recovered	0-0	1-0
Field Goals	5-7	8-8
Kick Return Yds.	21.4	18.8
Punt Return Yds.	4.2	5.0
Points Allowed	36.2	23.6
Rushing Yds. Allowed	199.0	130.2
Passing Yds. Allowed	229.8	194.0
Total Yds. Allowed	428.8	324.2

RUTGERS (1-4, 0-3) VS. INDIANA (3-2, 0-2)

Kickoff: Noon EDT

Date: Saturday, Oct. 12, 2019

Location: Memorial Stadium (52,656; FieldTurf) - Bloomington, Ind.

TV: BTN: Lisa Byington (p-b-p) & J Leman (analyst)

Radio: IU Radio Network; Sirius 108, XM 210, Internet 965: Don Fischer, Buck Suhr & Joe Smith



STAT LEADERS

Passing

Artur Sitkowski: 38-60, 523 Yds, 3 TD, 2 INT

Rushing

Isaih Pacheco: 58-215, 4 TD, 3.7 Avg

Receiving

Raheem Blackshear: 18-234, 3 TD, 13.0 Avg

Defense

LB Tyshon Fogg: 46 T, 1 TFL, 1 QBH
LB Olakunle Fatukasi: 31 T, 0.5 S, 2.5 TFL, 1 PBU
LB T. Maddox-Williams: 26 T, 1 S, 3 TFL, 3 QBH



STAT LEADERS

Passing

Michael Penix Jr.: 71-102, 809 Yds, 6 TD, 2 INT

Rushing

Stevie Scott III: 76-281, 4 TD, 3.7 Avg

Receiving

Whop Philyor: 31-371, 3 TD, 12.0 Avg

Defense

LB Reakwon Jones: 29 T, 0.5 TFL, 1 QBH
LB Micah McFadden: 19 T, 0.5 S, 4.5 TFL, 1 QBH
DT Demarcus Elliott: 15 T, 2 S, 2 TFL

SETTING THE SCENE

- Indiana (3-2, 0-2 B1G East) welcomes Rutgers (1-4, 0-3 B1G East) for the school's Bicentennial Homecoming on Saturday, Oct. 12. Kickoff is set for noon EDT at Memorial Stadium (52,656; FieldTurf) on BTN.
- IU owns a 44-56-6 record on Homecoming.
- The Hoosiers will host the Scarlet Knights for the second time (2015) on Homecoming.
- Saturday marks the sixth meeting between the two programs and the third in Bloomington.
- Indiana has won the last three games in the series: on Nov. 5, 2016 (33-27, A), on Nov. 18, 2017 (41-0, H) and on Sept. 29, 2018 (24-17, A).
- IU is 3-2 overall against RU and 1-1 at Memorial Stadium.
- The Hoosiers will wear special uniforms to commemorate the university's bicentennial.

THE COACHES

- Tom Allen** was named Indiana's head coach on Dec. 1, 2016, and made his debut at the 2016 Foster Farms Bowl against Utah. The New Castle, Ind., native joined IU as associate head coach/defense on Jan. 15, 2016. In Allen's two seasons as head coach, 21 Hoosiers have earned All-Big Ten honors and 15 have been drafted or invited to NFL camps. (full bio on page 18)
- Nunzio Campanile was elevated to interim head coach on Sept. 29, 2019. Campanile, who is in his second year at Rutgers, serves as offensive coordinator. He has also coached running backs (2018) and tight ends (2019).

NEWS & NOTES

- Michael Penix Jr.** earned his second Big Ten Freshman of the Week honor after he went 33-of-42 (78.6 percent) for 286 yards with a career-best three passing TDs and one rushing score at No. 25 Michigan State.
- The Tampa native completed a school-record 20-straight passes, the second-longest streak in conference history behind Chuck Long's 22-consecutive completions in 1984.
- Whop Philyor** reached double-digits in receptions for a program-record third time with 14 (T-1st nationally in 2019), which shares third on Indiana's single-game list.
- The Tampa Plant graduate topped 100 yards for the third time in his career with 142 yards (6th-most in the B1G in 2019) and hauled in a career-best two scores.
- Philyor's 6.2 grabs per game rank fourth in the league (T-23rd nationally), and his 74.2 yards sit fifth.
- IU is third in the Big Ten in passing offense (304.0, 21st nationally) and third-down conversions (48.5, 14th), and fourth in time of possession (32:47, 20th) and first downs (23.4, T-35th).
- True freshman cornerback **Tiawan Mullen** broke up a team season-high four passes against the Spartans and shares sixth in the conference with 1.0 passes defended per game.

MEDIA RELATIONS CONTACTS

Senior assistant athletic director for media relations and football contact Jeff Keag (812-855-6209 office, 812-219-2925 cell, jkeag@indiana.edu) and assistant director of media relations Scott Burns (812-856-2939 office, 812-322-5285 cell, sctburns@indiana.edu) handle all media requests for the Indiana football program.

WEEKLY PRESS CONFERENCE

Indiana head coach **Tom Allen** will hold his weekly press conference every Monday during the regular season at noon ET in the Henke Hall of Champions. A transcript will be provided by ASAP Sports. Selected players will be available at 11:30 a.m. Associate head coach/offensive coordinator **Kalen DeBoer** and defensive coordinator **Kane Wommack** will be available following Allen. Lunch will be provided. Live streaming will be made available on IUHoosiers.com.

PRACTICE SCHEDULE

Practices are closed to the media. Requested coaches and players will be available in the Team Room in the North End Zone complex for post-practice interviews on Tuesdays. Allen, DeBoer, Wommack and players made available at Monday's press conference will not be available on Tuesdays.

INTERVIEW REQUESTS

All player and coaching staff interview requests should be directed to Jeff Keag. Requests for post-practice interviews should be made at least 24 hours in advance. Personal phone numbers will not be made available to media. Players have been instructed not to conduct interviews when contacted without prior approval from the media relations staff. Please contact Keag if you would like to contact players family members.

POST-GAME INTERVIEW POLICY

The Indiana locker room is closed at all times. A media relations staffer will collect all player requests in the press box midway through the fourth quarter. Requested players will be available in the Weight Room of the North End Zone complex immediately following head coach **Tom Allen's** post-game press conference.

Allen will be available in the Team Room of the North End Zone facility following his post-game radio duties. Post-game interviews on the road will be held in accordance with the host school's procedures.

CREDENTIALS

Working credentials for the 2019 Indiana football season must be requested via the web. To request credentials, visit IUHoosiers.com and click on the media services link under "Athletics." A link to apply for football credentials will be at the top of the page.

Credentials will be mailed to the address provided. To guarantee that your credential is mailed to you, your request should be made 10 days prior to the game. All requests made during the week of the game will be held at Media Will Call, which is located at ticket booth No. 3 located on the West side of Memorial Stadium and opens three hours prior to kickoff.

IUHOOSIERS.COM

IUHoosiers.com is the official web site of the Indiana football program. This is the best and most efficient way for media wishing to receive updated information on IU football.

SOCIAL MEDIA

The Indiana Football program is on Twitter and Instagram (@IndianaFootball), Facebook (facebook.com/IndianaFootball) and Snapchat (HoosierFBSnap). Head coach **Tom Allen** is on Twitter (@CoachAllenIU) and Facebook (facebook.com/CoachAllenIU).

INDIANA QUICK FACTS

University Facts

Location: Bloomington, Ind.
Population: 82,575
Founded: 1820
Joined Big Ten: 1899
First Year of Big Ten Football: 1900
Enrollment: 48,514
Nickname: Hoosiers
Colors: Cream and Crimson
Marching Band: Marching Hundred
President: Michael A. McRobbie
Director of Athletics: Fred Glass
Senior Woman Administrator: Mattie White
Faculty Representative: Dr. Kurt Zorn
Ticket Office Phone: 866-IUSPORTS
Website: IUHoosiers.com
Twitter: @IndianaFootball, @CoachAllenIU
Facebook: /IndianaFootball
Instagram: /IndianaFootball

Head Coach

Head Coach: Tom Allen
(Maranatha Baptist '92; Indiana '02)
Record at Indiana (Years): 13-17 (Third Year)*
Career Record (Years): 13-17 (Third Year)*
***Coached in the 2016 Foster Farms Bowl**

Coaching Staff

Kalen DeBoer - Associate Head Coach/OC/QB
Mark Hagen - Co-Defensive Coordinator/DL
Mike Hart - Assistant Head Coach/RB
Grant Heard - Passing Game Coordinator/WR
Darren Hiller - Run Game Coordinator/OL
William Inge - Special Teams Coordinator
Brandon Shelby - CB
Nick Sheridan - TE
Kasey Teegardin - S
Kane Wommack - Defensive Coordinator/LB

Media Relations

Football Contact: Jeff Keag
Office Phone: 812-855-6209
Cell Phone: 812-219-2925
Email: jkeag@indiana.edu
Secondary Contact: Scott Burns
Office Phone: 812-856-2939
Cell Phone: 812-322-5285
Email: sctburns@indiana.edu
Fax: 812-855-9401
Press Box Phone: 812-855-2754

Team Information

Offensive Formation: Multiple
Defensive Formation: Multiple
Starters Returning/Lost: 20/10
Letterwinners Returning/Lost: 52/27
Offense: 23/14
Defense: 26/11
Special Teams: 3/2
2018 Overall Record: 5-7
2018 Big Ten Record/Finish: 2-7/6th (East)

Stadium Information

Name: Memorial Stadium (FieldTurf)
Capacity: 52,656
Largest Crowd/Year: 56,223 vs. Purdue, 1969

MONDAY	TUESDAY	WEDNESDAY	THURSDAY	SATURDAY
11 a.m. EDT - Weekly Press Conference in Henke Hall of Champions 11 a.m. - Lunch 11:30 a.m. - Players Noon - Coach Allen 12:30 p.m. - Coach Wommack 12:45 p.m. - Coach DeBoer	Requested players and assistant coaches available for post-practice interviews at approx. 11 a.m. EDT in the Team Room	7:05 p.m. EDT - Inside IU Football with Tom Allen Radio Show Player Guests - WR Donovan Hale & WR Whop Philyor	Coach Allen available post-practice at approx. 11 a.m. EDT in the Team Room FRIDAY No Availability	Noon EDT - Kickoff vs. Rutgers (BTN) Post-game - Coach Allen available in the Team Room Requested players available in the Weight Room following Coach Allen



TERRY TALLEN INDIANA FOOTBALL COMPLEX OPENS

The Terry Tallen Indiana Football Complex officially opened on Aug. 13, 2019. Indiana University Vice President and Director of Intercollegiate Athletics Fred Glass announced a major gift by alumnus and former IU Football captain Terry Tallen to the Indiana University Bicentennial Campaign for Athletics on April 20, 2018. This \$2 million commitment helped provide funding for the renovation of the football team area in Memorial Stadium. In recognition of his gift, the area will be permanently named the Terry Tallen Indiana Football Complex.

The Terry Tallen Indiana Football Complex fills 25,000+ square feet underneath the west stands of Memorial Stadium. The complex includes the Trent and Julie Green Locker Room (named in 2003), coaches' locker room, team lounge, recruiting area, equipment room and Dr. John M. Miller Training Room (named in 1994).

Tallen graduated from the Indiana University Kelley School of Business in 1982, and while earning his degree, was also a three-year letterman. Terry was elected team co-captain in 1979 and 1980. The 1979 team was nationally ranked and won the Holiday Bowl, the Hoosiers first bowl victory. Terry was named the United Press International's Defensive Player of the Week following Indiana's Homecoming victory over Wisconsin in 1980.

In 2001, Terry founded Tallen Capital Partners, LLC, and remains the company's Chairman and CEO. Tallen Capital Partners, LLC is a privately held, vertically integrated retail and mixed-use real estate investment and development organization with offices in San Diego and San Francisco. Prior to founding Tallen Capital Partners and becoming an entrepreneur, Terry enjoyed a corporate career as a senior executive with some of our country's largest public as well as private companies. He is considered one of the leading shopping center investors and developers in the Western U.S.



TEAM

• With their 38-3 win over Connecticut, Indiana has won 17 of their last 18 regular season non-conference games, including nine straight, and 12 of their last 13 at Memorial Stadium.

IU's nine-consecutive victories mark the program's longest winning streak since 1909-15 (16 straight).

• Former kicker **Chris Gartner** (1970-72) and linebacker **Donnie Thomas** (posthumously, 1973-75) were officially inducted into the Indiana Athletics Hall of Fame on Sept. 20.

A native of Gothenburg, Sweden, Gartner earned first-team All-America and first-team All-Big Ten honors as a senior in 1972. Thomas was named first-team All-Big Ten and third-team All-America in 1975.

• After three years as defensive coordinator, Indiana head coach **Tom Allen** handed over the reins to **Kane Wommack** (bio on page 9), who at 32 is the youngest Power 5 defensive coordinator. Wommack coached the Hoosiers linebackers in 2018.

Mike DeBord retired after two seasons as offensive coordinator and Allen brought in **Kalen DeBoer** (bio on page 5), who served in the same capacity at Fresno State University in 2017 and 2018.

• **Tom Allen's** son, Thomas, is an IU redshirt sophomore linebacker. Tom is one of five FBS head coaches to coach his son:

*Dana and Logan Holgorsen (Houston)

*Phillip and Cannon Montgomery (Tulsa)

*Dabo, Will and Drew Swinney (Clemson)

*Bobby and Derek Wilder (Old Dominion)

• The Hoosiers welcomed the top-rated signing class in program history in February, which bested last season's record-setting class. Nineteen of this year's 22 signed in the early period in December.

The 2019 class features five four-star prospects: running back **Sampson James** (ESPN, Rivals, 247), defensive back **Tiawan Mullen** (Rivals), defensive lineman **Beau Robbins** (ESPN, Rivals, 247), defensive back **Josh Sanguinetti** (ESPN) and linebacker **Cameron Williams** (Rivals, 247).

Quarterback **Jack Tuttle**, a Utah transfer and mid-year enrollee who is eligible in 2019, was a 2018 four-star prospect (Rivals, 247). Long snapper **Sean Wracher** is a five-star prospect (KohlsKicking.com).

Offensive lineman **Matthew Bedford**, defensive lineman **Juan Harris**, James, offensive lineman **Mike Katic**, defensive back **Larry Tracy III** and Tuttle enrolled in the spring semester and practiced.

Thirty-six true freshmen (10 in 2019, 16 in 2018, 10 in 2017) have played in **Tom Allen's** tenure.

• Former IU QB **Antwaan Randle El** (1998-2001) is on the 2019 ballot for induction into the College Football Hall of Fame for the eighth-consecutive year.

He earned All-Big Ten distinction in 1999, 2000 and 2001, and he was named Big Ten Freshman of the Year in 1998. The Big Ten MVP and first-team All-American in 2001, Randle El was also sixth in Heisman Trophy balloting after he finished 13th in 2000.

The Riverdale, Ill., native was the first player in NCAA history to score 40 touchdowns (45) and throw for 40 TDs (42), the first to record over 2,500 total yards in four seasons, and the first to both pass for over 6,000 yards and rush for over 3,000 yards.

• Eleven Hoosiers are currently on NFL rosters: RB **Tevin Coleman** (49ers), LB **Chris Covington** (Cowboys), OL **Dan Feeney** (Chargers), RB **Jordan Howard** (Eagles), OL **Brandon Knight** (Cowboys), WR **Cody Latimer** (Giants), OL **Wes Martin** (Redskins), OL **Rodger Saffold** (Titans), OL **Jason Spriggs** (Packers), QB **Nate Sudfeld** (Eagles) and TE **Ian Thomas** (Panthers).

• Indiana is wearing a patch of the CFB150 logo to celebrate the 150th birthday of college football.

The Hoosiers are also wearing an Indiana University Bicentennial decal on their helmets for IU's 200th anniversary. Jan. 20, 2020, is the official anniversary.

• Redshirt junior kickoff specialist **Nathanael Snyder** was awarded a scholarship at Lucas Oil Stadium on Aug. 22. Former Colts punter Pat McAfee surprised Snyder with the news on the stadium's videoboard at the end of practice.

Redshirt junior running back **Connor Thomas**, redshirt sophomore running back **Ahrod Lloyd** and redshirt sophomore defensive back **Samuel Slusher** were awarded scholarships at the end of fall camp.

• A program-record 29 Indiana football student-athletes earned Academic All-Big Ten honors in 2018. Forty-seven Hoosiers have collected the accolades in **Tom Allen's** first two seasons.

• Head coach **Tom Allen's** radio show, *Inside IU Football with Tom Allen*, will be held Wednesday evenings at 7:05 p.m. EDT on the IU Radio Network.

Don Fischer, who is in his 47th season as The Voice of the Hoosiers (T-2nd-longest active FBS radio p-b-p), hosts the show live from the Bloomington Holiday Inn.

HOOSIERS HONORS

Michael Penix Jr., QB

- B1G Freshman of the Week (Michigan St.)
- B1G Freshman of the Week (Ball St.)

Logan Justus, K

- B1G Special Teams POW (Ball St.)
- Lou Groza Award Star of the Week (Ball St.)
- Lou Groza Award Watch List
- 2nd Team All-Big Ten – Athlon
- 2nd Team All-Big Ten – Lindy's
- 2nd Team All-Big Ten – Phil Steele

Haydon Whitehead, P

- Ray Guy Award Ray's 8 (Ball St.)
- Ray Guy Award Watch List

Nick Westbrook, WR

- William V. Campbell Trophy Semifinalist
- Senior CLASS Award Candidate
- Allstate AFCA Good Works Team Candidate
- Wuerffel Trophy Watch List
- Senior Bowl Watch List

Coy Cronk, OLT

- Outland Trophy Watch List
- Senior Bowl Watch List
- Best Run Blocker – Lindy's
- 2nd Team All-Big Ten – Athlon
- 2nd Team All-Big Ten – Lindy's

Donavan Hale, WR

- 3rd Team All-Big Ten – Phil Steele

Hunter Littlejohn, C

- Rimington Trophy Watch List
- Senior Bowl Watch List

Peyton Ramsey, QB

- Johnny Unitas Award Watch List
- Best Running QB – Street & Smith's

Stevie Scott III, RB

- Maxwell Award Watch List
- Doak Walker Award Watch List
- 2nd Team All-Big Ten – Lindy's

Simon Stepaniak, ORG

- Senior Bowl Watch List

YOUTHFUL EXPERIENCE

Tom Allen has characterized his 2019 Hoosiers (113 players) as a team with youthful experience. Below is a breakdown of IU's experience and the production returning from 2018:

	No.	Pct.
Seniors	14	12.4
Juniors	19	16.8
Sophomores	27	23.9
Freshmen	53	46.9

	Returning	Pct.
Passing Yardage	3,094	100
Rushing Yardage	1,848	97.8
Receptions	201	63.6
Tackles	526	66.7
Tackles for Loss	48.5	70.3
Sacks	12.5	56.8
Interceptions	10	76.9
Forced Fumbles	11	78.6
Fumble Recoveries	8	61.5

KEY NUMBER CHANGES

Several Hoosiers switched numbers in the offseason. Below is a look at some key number changes.

	2018	2019
WR Whop Philyor	22	1
LB Cam Jones	34	4
DB Juwan Burgess	1	5
RB Stevie Scott III	21	8
DB Marcelino Ball	42	9
WR Miles Marshall	80	13
DB Noah Pierre	19	21
DB Jamar Johnson	16	22

OFFENSE

- **Kalen DeBoer** leads IU's offense following Mike DeBord's (2017-18) retirement. DeBoer also serves as associate head coach and quarterbacks coach.
- Indiana is third in the Big Ten in passing offense (304.0, 21st nationally) and third-down conversions (48.5, 14th), fourth in time of possession (32:47, 20th) and first downs (23.4, T-35th), fifth in passing efficiency (154.9, 30th), passing touchdowns (12, T-26th) and sacks allowed (1.60), and sixth in scoring offense (33.0).
- The Hoosiers have scored 31-or-more points four times, matching 2018's season total, and passed for 300-plus yards twice, one behind last year's total.
- IU threw for 286 yards, totaled 356 yards and scored 31 points at No. 25 Michigan State, all season-highs against the Spartans defense.
- MSU entered the game allowing 176.0 passing yards, 228.2 total yards and 11.0 points.
- Indiana's 52 points against Eastern Illinois were the most since a 52-17 win vs. Georgia Southern on Sept. 23, 2017.
- Its 555 total yards were the most since Nov. 5, 2016, at Rutgers (567), and its 441 passing yards were its most since Sept. 24, 2016, vs. Wake Forest (496).
- Fourteen players have caught a pass, 12 have recorded a rush and 10 have reached the end zone.
- DeBoer has made use of his tight ends and running backs in the receiving game.
- The tight ends have combined for 24 receptions for 272 yards and three touchdowns, while the backs have caught 23 for 193 yards with one TD.
- A three-time national champion head coach at the University of Sioux Falls (2006, 2008-09) and veteran play-caller of 19 years, DeBoer comes to Bloomington

- after stints as assistant head coach, offensive coordinator and quarterbacks coach at Fresno State University (2017-18), and offensive coordinator and quarterbacks coach at Eastern Michigan University (2014-16).
- Before his arrival, Fresno State ranked 120th nationally in total offense only to jump to 47th over his two seasons, while Eastern Michigan moved from 111th to 35th.
- The Bulldogs went 22-6 in his 28 games as coordinator after a 4-20 mark the previous two campaigns, and the Eagles made the program's second bowl game and posted their first winning record (2016) since 1995.
- FSU became the second team in FBS history to record a double-digit win year (10-4 in 2017) on the heels of a double-digit loss season (1-11 in 2016). The nine-win turnaround was the largest in the country, a feat matched by EMU in 2016 (+6).
- IU returned nine starters and 23 letterwinners from an offense that ranked second in the Big Ten and shared 24th nationally in first downs per game (23.5).
- Indiana finished third in the conference (36th nationally) in passing offense (257.8) and tied for sixth in passing touchdowns (20).
- Sophomore running back **Stevie Scott III** is on the Maxwell Award and Doak Walker Award Watch Lists, senior left tackle **Coy Cronk** is on the Outland Trophy Watch List and fifth-year senior center **Hunter Littlejohn** is on the Rimington Trophy Watch List.
- Left tackle **Wes Martin** was selected in the fourth round of the 2019 NFL Draft by the Washington Redskins and right tackle **Brandon Knight** signed a free-agent deal with the Dallas Cowboys.

TIGHT END

- Redshirt sophomore **Peyton Hendershot** is enjoying a breakout season.
- Entering 2019 with 15 receptions for 163 yards and two touchdowns in 11 games, Hendershot owns 20 catches (2nd on team) for 242 yards (3rd) and three TDs (T-1st) through five games this year.
- His 4.0 receptions (T-10th overall) and his 48.4 yards per game lead all Big Ten tight ends, while his three scores share first (T-9th).
- Among tight ends nationally, he shares 10th in touchdowns, shares 11th in catches, and he is 15th in receiving yardage.
- The North Salem, Ind., native set or matched career-highs in receptions or yardage in each of the first four weeks and has led the team in catches on three occasions.
- Against No. 6 Ohio State, he collected a new high with 70 yards, including a career-long 49-yard TD, on four grabs.
- The 6-4, 255-pounder posted a career-high with five receptions for 52 yards with a score in the Eastern Illinois win a week after he caught four balls for 69 yards and a two-point conversion in the 2019 season-opening victory vs. Ball State.
- Former Hoosier tight end **Ian Thomas (2016-17)** was selected with the first pick of the fourth round in the 2018 NFL Draft by Carolina.
- He made 36 receptions for 333 yards and two scores in his rookie campaign.
- **Nick Sheridan** is in his first season coaching the Indiana tight ends.

- He was named one of the nation's top 30 coaches under 30 years of age by 247Sports in 2017.
- A quarterback at the University of Michigan (2006-09), Sheridan appeared in 12 games and made four starts. His father, Bill, is the defensive coordinator/linebackers coach at Boston College.



CAREER SUPERLATIVES - OFFENSE

100-YARD RECEIVING GAMES

Nick Westbrook, WR (6)

- 133 Ball State, 9/10/16
- 129 Wake Forest, 9/24/16
- 126 at Northwestern, 10/22/16
- 125 Purdue, 11/24/18
- 109 at Ohio State, 10/6/18
- 103 vs. Ball State, 8/31/19

Whop Philyor, WR (3)

- 148 Michigan State, 9/22/18
- 142 at Michigan State, 9/28/19
- 127 at Maryland, 10/28/17

Donavan Hale, WR (1)

- 110 Eastern Illinois, 9/7/19

10+ RECEPTION GAMES

Whop Philyor, WR (3)

- 14 at Michigan State, 9/28/19
- 13 at Maryland, 10/28/17
- 13 Michigan State, 9/22/18

Donavan Hale, WR (1)

- 10 Purdue, 11/24/18

Nick Westbrook, WR (1)

- 10 at Northwestern, 10/22/16

MULTI-TD RECEIVING GAMES

Nick Westbrook, WR (2)

- 2 Ball State, 9/10/16
- 2 Wake Forest, 9/24/16

Donavan Hale, WR (1)

- 2 at Florida International, 9/1/18

Whop Philyor, WR (1)

- 2 at Michigan State, 9/28/19

100-YARD RUSHING GAMES

Stevie Scott III, RB (6)

- 204 Virginia, 9/8/18
- 139 at Michigan, 11/17/18
- 138 Penn State, 10/20/18
- 114 Ball State, 9/15/18
- 104 Purdue, 11/24/18
- 103 Maryland, 11/10/18

MULTI-TD RUSHING GAMES

Stevie Scott III, RB (3)

- 2 Ball State, 9/15/18
- 2 Penn State, 10/20/18
- 2 vs. Ball State, 8/31/19

300-YARD PASSING GAMES

Peyton Ramsey, QB (3)

- 345 Purdue, 11/24/18
- 322 at Ohio State, 10/6/18
- 321 Charleston Southern, 10/7/17

Michael Penix Jr., QB (1)

- 326 vs. Ball State, 8/31/19

WIDE RECEIVER

- **Nick Westbrook** (112, 1823, 13), **Donavan Hale** (79, 1127, 10), **Whop Philyor** (87, 941, 7) and **Ty Fryfogle** (48, 555, 3) account for 326 receptions, 4,446 yards and 33 touchdowns.
- Philyor tops the Hoosiers with 31 catches, 371 yards and three TDs (tied). His 6.2 grabs per game rank fourth in the Big Ten (T-23rd nationally), his 74.2 yards sit fifth and his three scores share ninth.
- The Tampa Plant graduate reached double-digits in receptions for a program-record third time with 14 (T-1st nationally in 2019) at No. 25 Michigan State.
- Philyor topped 100 yards for the third time in his career with 142 (6th-most in the Big Ten in 2019) and caught a career-best two touchdowns.
- He also hauled in 10-plus completions vs. MSU in 2018 (13 for 148) and at Maryland in 2017 (13 for 127).
- The 14 catches share third and the 13 share fifth on Indiana's single-game charts.
- A 5-11, 178-pounder, Philyor is a three-time IU offensive player of the week this season.
- As a true freshman in 2017, his receptions (33) and TDs (3) rank first, and yardage (335) is third on the Hoosiers true freshman single-season lists.
- Philyor made 23 grabs for 235 yards and one score in just five starts due to injury one year ago.
- His parents began calling him Whop because of his love for Burger King's Whoppers.
- A two-time Biletnikoff Watch Lister, Westbrook became the 19th Hoosier to reach 100 catches and 1,500 yards. He has 10 for 169 (16.9 average) with two TDs in 2019, including a Big Ten-long 75-yarder.
- The fifth-year senior out of Lake Mary, Fla., owns a team-leading six 100-yard games, including a 103-yard effort (3 receptions) in the season-opening Ball State win, and two multi-touchdown games.

- He sustained a season-ending ACL injury on the opening kickoff of 2017, and bounced back to lead the team with 590 yards, 49.2 yards per game and 14.0 yards per grab in 2018.
- The 6-3, 219-pounder also produced the Big Ten's top deep passer rating (123.1), according to Pro Football Focus, and has hauled in three passes of at least 75 yards in his career (75-twice, 79).
- A 2016 honorable-mention All-Big Ten pick, he caught 54 passes for an 18.4 average and six scores.
- The three-time Academic All-Big Ten selection came up five yards shy of becoming the seventh Hoosier to reach the 1,000-yard mark. His 995 yards are seventh in school history.
- Fellow fifth-year senior Hale reached the century mark for the first time in his career in the Eastern Illinois win and became the 45th Hoosier to surpass 1,000 yards against No. 6 Ohio State.
- Hale also threw a 49-yard touchdown vs. OSU and owns 16 receptions for 283 yards (2nd on the team) with two TDs (T-3rd) and a team-best 17.7 average per catch on the year.
- He made five catches for 110 yards with a 43-yard score, his third-career 40-plus yarder, vs. EIU.
- Against the Spartans, Hale delivered seven grabs for 99 yards and one touchdown.
- The Largo, Fla., native earned honorable-mention All-Big Ten with 42 catches (3rd on the team) for 508 yards (2nd) and six scores (1st), which shared 11th in the conference, one season ago.
- A junior out of Lucedale, Miss., Fryfogle is third on the team with 18 receptions for 161 yards.
- He led the Hoosiers with six catches (41 yards) vs. Ball State and five in the Connecticut win (47 yards).
- Fryfogle posted 29 grabs for 381 yards, including a career-high 71 against Iowa, and three scores in 2018.



MULTI-TD PASSING GAMES

Peyton Ramsey, QB (11)

- 3 at Maryland, 10/28/17
- 3 at Florida International, 9/1/18
- 3 at Ohio State, 10/6/18
- 3 Connecticut, 9/21/19
- 2 at Virginia, 9/9/17
- 2 Charleston Southern, 10/7/17
- 2 Virginia, 9/8/18
- 2 Michigan State, 9/22/18
- 2 at Minnesota, 10/26/18
- 2 Maryland, 11/10/18
- 2 Eastern Illinois, 9/7/19

Michael Penix Jr., QB (2)

- 3 at Michigan State, 9/28/19
- 2 Eastern Illinois, 9/7/19

CAREER SUPERLATIVES - DEFENSE

10+ TACKLE GAMES

Marcelino Ball, DB (5)

- 10 at Northwestern, 10/22/16
- 10 Ohio State, 8/31/17
- 10 Penn State, 10/20/18
- 10 at Michigan, 11/17/18
- 10 vs. Ball State, 8/31/19

Reakwon Jones, LB (1)

- 11 vs. Ball State, 8/31/19

MULTI-SACK GAMES

Jerome Johnson, DL (2)

- 1.5 Purdue, 11/24/18
- 1.5 vs. Ball State, 8/31/19

Marcelino Ball, DB (1)

- 2 Michigan State, 9/22/18

James Head Jr., DL (1)

- 1.5 Eastern Illinois, 9/7/19

MULTI-TAKEAWAY GAMES

Marcelino Ball, DB (1)

- 2 Maryland, 10/29/16 (FF, INT)

Alfred Bryant, DL (1)

- 2 Maryland, 11/10/18 (FF, FR)

Andre Brown Jr., CB (1)

- 2 Georgia Southern, 9/23/17 (FF, FR)

Cam Jones, DB (1)

- 2 Michigan State, 9/22/18 (FF, INT)

Bryant Fitzgerald, S (1)

- 2 at Minnesota, 10/26/18 (FF, INT)

Raheem Layne, CB (1)

- 2 at Minnesota, 10/26/18 (FF, FR)

QUARTERBACK

- Redshirt freshmen **Michael Penix Jr.** earned the starting job after winning the competition in fall camp over redshirt junior **Peyton Ramsey** and redshirt freshman **Jack Tuttle**.
- The Tampa native has claimed Big Ten Freshman of the Week honors twice (Ball State, Michigan State) in his three starts (missed 2 games due to injury).
- Penix is 71-of-102 (69.6 percent) for 809 yards with six touchdowns and two interceptions, good for a 151.72 pass-efficiency rating.
- He has rushed for 75 yards on 11 attempts (6.8 average) with one TD.
- The southpaw is averaging 269.7 passing yards and 294.7 total yards per game.
- Penix became the first Indiana freshman to start the opening game at quarterback since Antwaan Randle El in 1998.
- And like Randle El, Penix delivered a performance to remember. He joined Randle El as the only freshman to surpass 300 passing yards in his first start and is one of just four freshmen to ever reach the benchmark (Kellen Lewis, Bob Hoernschemeyer).
- Penix finished with 326 yards on 24-of-40 with a 75-yard score, IU's longest since Sept. 24, 2016. Penix added 67 yards on the ground for 393 total yards.
- His total yardage and passing yardage trail only Randle El for the most in a freshman debut. Randle El posted 467 total yards and 385 passing yards against Western Michigan on Sept. 12, 1998.
- In his first-career road start at No. 25 Michigan State, he went 33-of-42 (78.6 percent) for 286 yards with a career-best three passing touchdowns and one rushing TD.
- The 6-3, 202-pounder completed a school-record 20-straight passes, the second-longest streak in Big Ten history behind Chuck Long's 22-straight in 1984.
- His 33 completions were a career-high and share seventh on the program's single-game list.
- Penix, the fifth Hoosiers true freshman quarterback to play, went 21-of-34 for 219 yards and one score with 45 yards on seven carries in three games in 2018.
- He suffered an ACL injury against No. 18 Penn State in game eight.

- A team captain at Tampa Bay Technical High School, Penix threw for 61 touchdowns and just six INTs with 16 rushing TDs in his two years as a starter (24 games).
- He also played center field, jumped 22 feet in the long jump and ran a 22.8 in the 200-meter dash.
- Ramsey has started two games in 2019. He saw his first action in the Eastern Illinois win, where he set the program's single-game completion percentage mark on 13-of-14 (92.9) for 226 yards with TDs of 64 and 43 yards.
- In the win over UConn, he completed 23-of-27 for 247 yards and three touchdowns, his fourth-career game with three passing scores.
- His completion percentage of 85.2 is third on the program's single-game list. Ramsey now owns the first, third and fourth spots.
- He is Indiana's all-time completion percentage leader (66.7), shares fifth in 300-yard games (3), is sixth in completions (461), shares sixth in passing scores (34), is eighth in total offense (5,364) and attempts (726), and ninth in passing yardage (4,762).
- In 24 career games (18 starts), he owns 11 multi-touchdown passing games, and six games with at least one passing and rushing score.
- The 6-2, 216-pound righty played for his father, Doug, at Cincinnati Elder High School.
- A two-time Academic All-Big Ten selection, Peyton is named after Peyton Manning, his older brother Montana "Tanner" is named after Joe Montana and his younger brother Drew is named after Drew Bledsoe.
- Tuttle, who made his debut against EIU, transferred from the University of Utah on Dec. 17, 2018, practiced with the Hoosiers and was ruled eligible for the 2019 campaign in the spring. He did not see action at Utah.
- A graduate of Mission Hills High School in San Marcos, Calif., Tuttle was a Rivals and 247Sports four-star prospect.
- The 6-4, 210-pound right-hander was ranked the No. 4 pro-style quarterback nationally by Rivals, the No. 5 pro-style quarterback nationally by 247Sports and the No. 13 player in California by 247Sports.
- Tuttle's father, Jay, was a walk-on kicker at IU from 1986-88.



Michael Penix Jr.

INDIANA CAREER RECORDS

Receptions

9.	135	Cody Latimer	2011-13
		Luke Timian	2015-18
112		Nick Westbrook	2015-

Receiving Yardage

10.	1,956	Kofi Hughes	2010-13
1,823		Nick Westbrook	2015-

Receiving Touchdowns

7.	15	Trent Smock	1973-75
		Ted Bolser	2010-13
9.	14	Bill Malinchak	1963-65
		Duane Gunn	1981-83
		Rob Turner	1987-90
13		Nick Westbrook	2015-

Field Goals

8.	33	Bryan Robertson	2017-10
9.	24	Chris Gartner	2012-15
10. 22		Logan Justus	2018-
		Doug Smith	2012-15

Extra Points

9.	65	Bryan Robertson	2001-04
10.	53	Don Warner	1967-69
50		Logan Justus	2018-

Completion Percentage

1. .667		Peyton Ramsey	2017-
2.	.611	Ben Chappell	2017-10
3.	.603	Nate Sudfeld	2012-15

Completions

1.	651	Ben Chappell	2017-10
2.	593	Nate Sudfeld	2012-15
3.	555	Kellen Lewis	2006-08
4.	532	Steve Bradley	1983-85
5.	528	Antwaan Randle El	1998-01
6. 484		Peyton Ramsey	2017-

Passing Touchdowns

4.	42	Antwaan Randle El	1998-2001
5.	35	Steve Bradley	1983-85
6. 34		Peyton Ramsey	2017-
		Richard Lagow	2016-17

Total Offense

5.	6,943	Steve Bradley	1983-85
6.	6,073	Dave Schnell	1986-89
7.	5,916	Trent Green	1989-92
8. 5,364		Peyton Ramsey	2017-

Attempts

5.	981	Kellen Lewis	2006-08
6.	755	Trent Green	1989-92
7.	733	Richard Lagow	2016-17
8. 726		Peyton Ramsey	2017-

Passing Yardage

5.	6,395	Kellen Lewis	2006-08
6.	5,470	Dave Schnell	1986-89
7.	5,400	Trent Green	1989-92
8.	5,298	Richard Lagow	2016-17
9. 4,762		Peyton Ramsey	2017-

RUNNING BACK

- A member of the 2019 Maxwell Award and Doak Award Watch Lists, **Stevie Scott III** posted season-highs with 21 carries for 97 yards with one touchdown against Connecticut.
- The sophomore owns 294 yards on 76 attempts with four scores (7th in B1G).
- Scott shares third among all Big Ten backs with 12 receptions for 102 yards. He caught 16 balls for 86 yards all of last year.
- He turned in the top true freshman running back campaign in program history in 2018.
- Scott set Indiana true freshman records with 1,137 yards (losing just 18 yards), 228 attempts, 10 touchdowns and six 100-yard games.
- He averaged 94.8 yards and 101.9 all-purpose yards per game, 5.0 yards per carry, and added 16 receptions for 86 yards with one TD.
- The 6-2, 231-pounder became the 13th Hoosier (19th time) to reach 1,000 yards and his 1,137 yards rank 14th.
- Amongst true freshmen running backs nationally, Scott finished second in rushing yardage, 100-yard games and rushes, and third in rushing scores.
- The Syracuse, N.Y., native finished fourth in the Big Ten in attempts per game (19.0, 23rd nationally), tied for fourth in rushing touchdowns, fifth in rushing yardage (33rd) and rushing yardage per game (27th), eighth in all-purpose yardage (1,223), tied for eighth in total TDs (11) and 10th in all-purpose yardage per game (101.9).
- A two-time Big Ten Freshman of the Week, Scott finished with 204 yards, three shy of Anthony Thompson's Hoosiers true freshman record (1988), on 31 carries (6.6 average) with his first-career score, a 40-yarder, in a 20-16 victory over Virginia.

- IU's Offensive Newcomer of the Year was a 2016 all-state and All-Central New York selection as a back and linebacker before he was limited to three games due to injury in 2017 at Christian Brothers Academy.
- **Ronnie Walker Jr.** rushed 32 times for 141 yards (4.4) with two scores behind Scott as a true freshman.
- Walker caught a ball in the flat and raced 64 yards to paydirt for his first-career receiving touchdown against Eastern Illinois this year.
- The Hopewell, Va., native twice claimed all-state and all-region honors at Hopewell High School.
- True freshman **Sampson James** participated in 2019 spring practice after a distinguished career at Avon (Ind.) High School.
- The two-time all-stater was a consensus four-star prospect by ESPN, Rivals and 247Sports.
- James, who has 56 yards and a score in 2019, closed out his Avon career with 3,451 yards on 573 attempts (6.0 average) with 38 rushing touchdowns and 41 total TDs.
- A 2018 Broyles Award nominee, **Mike Hart** is in his third season as Indiana's running backs coach and his second as assistant head coach.
- The University of Michigan's all-time rushing leader, Hart spent three years with the Indianapolis Colts before entering the coaching ranks in 2011.
- In his eight years as a coach (Syracuse, 2016; Western Michigan, 2014-15; Eastern Michigan, 2011-13), Hart has tutored four 1,000-yard rushers, two Mid-American Conference (MAC) Freshman of the Year and the 2014 MAC Offensive Player of the Year, Jarvion Franklin.
- Each of the Hoosiers last four featured running backs have reached the NFL - **Devine Redding** (Kansas City), **Jordan Howard** (Philadelphia), **Tevin Coleman** (Atlanta) and **Stephen Houston** (New England, Pittsburgh and Baltimore).

THE START CHART

- Indiana returned 157 career starts from 12 players on offense and 131 career starts from 11 players on defense for a total of 288 career starts from 23 players.
- The offensive line is the team's most experienced unit with 103 career starts among seven players.
- On defense, the secondary is the most experienced unit with 117 career starts among eight different players.
- Across both lines, IU owns 151 career starts among 14 players.

	'16	'17	'18	'19	Total
OFFENSE					
Matthew Bedford	-	-	-	1	1
Matt Bjorson	-	-	-	1	1
Harry Crider	-	-	-	5	5
Coy Cronk	13	12	11	4	40
Ty Fryfogle	-	-	3	4	7
Donavan Hale	-	2	8	2	12
Peyton Hendershot	-	-	10	5	15
Caleb Jones	-	-	-	5	5
Hunter Littlejohn	-	12	4	5	21
Mackenzie Nworah	-	6	-	-	6
Michael Penix Jr.	-	-	-	3	3
Whop Philyor	-	-	3	4	7
Peyton Ramsey	-	4	12	2	18
Stevie Scott III	-	-	11	5	16
Simon Stepaniak	2	6	12	5	25
Nick Westbrook	12	-	12	4	28

	'16	'17	'18	'19	Total
DEFENSE					
Marcelino Ball	12	3	11	4	30
Andre Brown Jr.	8 ('15)	9	12	5	34
Alfred Bryant	-	-	-	3	3
Khalil Bryant	-	-	9	-	9
Demarcus Elliott	-	-	-	4	4
Gavin Everett	-	-	11	-	11
Bryant Fitzgerald	-	-	4	5	9
Juan Harris	-	-	-	1	1
James Head Jr.	-	-	-	5	5
Jamar Johnson	-	-	-	2	2
Jerome Johnson	-	-	9	4	13
Reakwon Jones	-	-	10	5	15
Raheem Layne	-	1	7	5	13
Devon Matthews	-	-	-	5	5
Micah McFadden	-	-	-	4	4
James Miller	-	-	1	1	2
A'Shon Riggins	8	3	5	-	16
Allen Stallings IV	-	1	7	-	8
Michael Ziemba	-	-	-	2	2



Stevie Scott III

OFFENSIVE LINE

- Senior captain and left tackle **Coy Cronk** suffered a season-ending lower leg injury against Connecticut.
- Cronk has started all 40 games in which he has appeared at left tackle since his arrival in 2016, when he earned 247Sports True Freshman All-America honors.
- The Lafayette, Ind., native is a member of the 2019 Outland Trophy and Senior Bowl Watch Lists.
- A pair of seniors join Cronk on the Senior Bowl Watch List - right guard **Simon Stepaniak** (25 starts) and center **Hunter Littlejohn** (21 starts).
- The fifth-year seniors have started all five games in 2019, and Stepaniak has made 17-consecutive starts.
- A team captain, Stepaniak (6-4, 321) ranked 43rd on Bruce Feldman's 2019 Freaks list.
- Stepaniak benches 515 pounds, his hang clean max is 410 pounds, and he has done 41 reps on the 225-pound bench.
- Littlejohn (6-3, 315) is on the Rimington Trophy Watch List, awarded to the nation's top center.
- A three-time Academic All-Big Ten selection, he graduated with a healthcare management and policy degree in May 2019.
- Junior left guard **Harry Crider** (19 career games) and redshirt sophomore right tackle **Caleb Jones** (16) have also started all five games this year.

DEFENSE

- After three years running the Indiana defense, **Tom Allen** turned over the reins to **Kane Wommack**, who served as linebackers coach in 2018.
- Wommack's charges recorded the IU's first shutout since 2017 in a 52-0 whitewashing of Eastern Illinois.
- The shutout was the Hoosiers first in a home opener since beating Toledo, 27-0, on Sept. 4, 1993.
- Indiana allowed 116 total yards - the fewest dating back to 1966; 64 passing yards - the fewest since 58 vs. Michigan on Oct. 14, 2017; and 52 rushing yards - the fewest since 33 at Illinois on Nov. 11, 2017.
- In the win over Connecticut, IU held Connecticut to three points (fewest against an FBS opponent since Rutgers - 0 on Nov. 18, 2017), 145 total yards (Michigan State - 138 on Oct. 5, 1991), 94 passing yards (Michigan - 54 on Oct. 14, 2017) and 51 rushing yards (Illinois - 33 on Nov. 11, 2017).
- The Hoosiers have at least one takeaway in 21 of their last 23 games and an interception in 12 of their last 15 contests.
- Wommack worked with Allen as an Ole Miss graduate assistant in 2012-13, when Allen was linebackers coach under defensive coordinator Dave Wommack, Kane's father.
- At 32 years of age, Wommack is the youngest Power 5 defensive coordinator.
- He served as the University of South Alabama's defensive coordinator, the youngest in the FBS, and linebackers coach in 2016-17, after two seasons (2014-15) as defensive coordinator at Eastern Illinois University.
- Wommack engineered one of the top turnarounds in the country in 2016. The unit was the fifth-most improved nationally in scoring defense (-10.3), one spot behind the Hoosiers, and ranked in the Top 10 nationally in passing defense.

- Crider (6-4, 311) attended Columbus East High School in Columbus, Ind., while Jones (6-8, 358) was an all-state standout in 2015 and 2016 at Lawrence North High School in Indianapolis.
- True freshman **Matthew Bedford** filled in for Cronk at No. 25 Michigan State.
- Bedford (6-6, 307) participated in spring practice after he chose the Hoosiers over Mississippi State and South Carolina.
- **Darren Hiller** is in his third season overseeing the offensive line. A 25-year coaching veteran, Hiller has coached 20 players who have moved on to the NFL, including former Hoosiers **Wes Martin** (guard) and **Brandon Knight** (tackle).
- Martin, a fourth-round selection in the 2019 NFL Draft by Washington, joined 2016 and 2017 day two selections tackle **Jason Spriggs** (Green Bay) and guard **Dan Feeney** (Los Angeles Chargers).
- Spriggs was taken with pick No. 48 (round 2) and Feeney was selected with pick No. 71 (round 3).
- Knight signed a 2019 free-agent deal with Dallas.
- The quartet, along with **Rodger Saffold**, a 10-year veteran tackle who signed with Tennessee this offseason, gives Indiana five former O-line standouts currently on NFL rosters.

CAPTAINS

Tom Allen named left tackle **Coy Cronk**, linebacker **Reakwon Jones**, right guard **Simon Stepaniak** and wide receiver **Nick Westbrook** captains prior to the 2019 season. The program will welcome honorary captains for each home game.

• Ball State

Cronk, Jones, Stepaniak, Westbrook

• Eastern Illinois

Cronk, Jones, Stepaniak, Westbrook
Honorary Captains: Tim Clifford, Tony D'Orazio, Terry Tallen, Brent Tisdale (1979 Holiday Bowl Champion Captains)

• Ohio State

Cronk, Jones, Stepaniak, Westbrook
Honorary Captains: Tegrav Scales (LB, 2014-17), David Anspaugh (TV & Film Director)

• Connecticut

Cronk, Jones, Stepaniak, Westbrook
Honorary Captains: Chris Gartner (2019 IU Hall of Famer, K), Ken Kaczmarek (2017 IU Hall of Famer, LB), Peggy Thomas (wife of 2019 IU Hall of Famer Donnie Thomas, LB)

• Michigan State

Cronk, Jones, Stepaniak, Westbrook

• Rutgers

• Maryland

• Nebraska

• Northwestern

• Penn State

• Michigan

• Purdue

LINEBACKER

- Fifth-year senior **Reakwon Jones** brings the most experience to the linebackers room. He has appeared in 36 games with 15-straight starts at the stinger position (weak-side LB).
- Jones paces the team with 29 tackles and 18 solos to go along with a half-TFL and one quarterback hurry.
- He has led the team in stops four times, including in the season-opening win over Ball State.
- The 6-2, 233-pounder posted a game- and career-high 11 tackles, his first double-digit contest en route to IU defensive player of the week honors.
- Jones made 36 stops, 24 solo, 4.5 for loss, one sack, one fumble recovery, two pass breakups and one QBH with a pair of 2018 team defensive POW accolades in 10 starts.
- A Lynn Haven, Fla., native, Jones saw his family's home destroyed by Hurricane Michael on Oct. 10, 2018. Through a GoFundMe page, Hoosier Nation helped raise \$16,705 and the family is now living in an apartment in Panama City, Fla.
- Sophomore **Cam Jones** has shifted over from the husky position to stinger in 2019 and owns 14 tackles, nine solo, one for loss, one pick-6, two pass breakups and one QB hurry in four games.
- In the win over UConn, Jones picked off his second-career pass and returned it 44 yards. He added four stops, the TFL and the PBU.
- He opened the campaign a career-best six tackles against BSU.
- Jones was recognized as the team's 2018 defensive newcomer of the year after he shared the team lead with two forced fumbles (T-1st among Big Ten true freshmen, T-2nd among freshmen nationally, T-7th in the Big Ten overall) in 11 games.

- The Memphis, Tenn., native totaled 20 stops, 15 solo, with one fumble recovery, one interception, one pass breakup and one QBH.
- Jones finished second on the team with four takeaways.
- In the middle, sophomore **Micah McFadden** has started all five games and tops the team with 4.5 tackles for loss and is second with 19 stops, 12 solo.
- McFadden, who has led the team in tackles twice, has a half-sack and one quarterback hurry.
- He set a career-high with a pair of TFLs at No. 25 Michigan State and tallied a career-best six tackles in the season opener.
- McFadden posted 20 stops, 14 solo, with one for loss, one forced fumble and two QBHs in 12 games as a true freshman last campaign.
- The Tampa Plant grad tallied a program-record 211 tackles, 124 solo, 39 for loss, seven sacks, two picks and two fumble recoveries as a senior.
- **James Miller** has 13 stops, 2.5 for loss and a half-sack behind McFadden.
- He played in three games with one start at No. 4 Michigan during his redshirt freshman campaign.
- A 2018 two-time defensive scout team player of the week and one-time special teams scout team player of the week, the Tampa native (Armwood H.S.) chose the Hoosiers over Florida State.
- **Thomas Allen** has 10 tackles after he collected 28 stops, 20 solo, with one sack, three for loss, one INT (30 yards) and two hurries in 12 games one year ago.
- An Academic All-Big Ten selection, the redshirt sophomore is the son of head coach **Tom Allen**.
- Allen was a teammate of McFadden at Plant.

PLAYERS OF THE GAME

The Indiana coaching staff will select offensive, defensive, special teams and scout players of the game each week.

• Ball State

O: Hendershot, Walker Jr. *D:* R. Jones
ST: Justus *Scout:* Jontz (O), Passmore (D), Slusher (D), C. Harris (ST), Jusevitch (ST)

• Eastern Illinois

O: Philyor *D:* Head Jr. *ST:* Casey *Scout:* Ervin-Poindexter (O), Person (D), Barnes (ST)

• Ohio State

Scout: C. Harris (O), Robbins (D), Berry, Daniels Jr. (ST)

• Connecticut

O: Philyor *D:* C. Jones *ST:* Mullen
Scout: C. Thomas (O), Bonhomme (D), Person (D, 2), Ray (ST)

• Michigan State

O: Penix Jr., Philyor (3) *D:* Mullen *ST:* Bjorson
Scout: Katic (O), Schulz (O), Cohen (D), Cohen (ST), C. Thomas (ST)

• Rutgers

• Maryland

• Nebraska

• Northwestern

• Penn State

• Michigan

• Purdue



Reakwon Jones



Micah McFadden

HUSKY

- **Marcelino Ball** is the team leader in career tackles (170) and solos (123). He shares the top spot with three interceptions, is second in stops for loss with 12.5 and is third with 11 pass breakups.
- The 20-year old, redshirt junior also owns 2.5 sacks, one forced fumble and one fumble recovery in 33 career games (30 starts).
- He opened 2019 with a career-high 10 stops (5th time) the in win over Ball State and is fourth on the team with 16 overall, 10 solo.
- Ball came in No. 9 on Bruce Feldman's 2019 Freaks list. He owns a 365-pound power clean, a 405-pound bench press max, has topped out at 22.74 miles per hour and recorded a 4.41 electronically timed 40.
- After he suffered a season-ending injury, which resulted in a medical redshirt, in the third game of 2017, he returned in a big way last year.
- Ball posted 59 tackles (3rd on the team), 40 solo (2nd), 7.5 for loss (1st), 2.5 sacks (3rd), one INT (T-2nd), one forced fumble (T-3rd), three PBUs (T-2nd) and one quarterback hurry.

- The Roswell, Ga., native recorded career-highs with two sacks and three tackles for loss to go along with his first-career forced fumble against No. 24 Michigan State and collected 10 stops at No. 4 Michigan.
- En route to 2016 freshman All-America honors, Ball led all Big Ten freshmen in stops and finished sixth overall, first among B1G true freshmen and third among true freshmen nationally with 60 solos.
- The two-time honorable-mention All-Big Ten recipient is the younger brother of Marcus, a former NFL defensive back who played at the University of Memphis (2009-10), Reggie, Jr., a quarterback at Georgia Tech University (2003-06) and Raeshon, a defensive back at the University of Tennessee at Chattanooga (2006-08).
- **Jamar Johnson** has 11 tackles, 1.5 for loss, one sack and one quarterback hurry in five games (1 start).
- The sophomore carded career-high with six stops and five solos in the win over UConn and recorded his first-career sack in the season opener.
- A Sarasota, Fla., native, Johnson played in 10 games at safety in 2018 and picked off his first-career pass in the win at Rutgers.

CORNERBACK

- **Brandon Shelby** believes this year's cornerbacks unit is his deepest in his nine seasons at Indiana.
- Fifth-year senior **Andre Brown Jr.** (34 starts, 37 games), senior **A'Shon Riggins** (16, 31), junior **Raheem Layne** (13, 29) and sophomore **Jaylin Williams** (17 games) have combined for 63 starts and played in 114 games.
- The quartet welcomes back sophomore **Reese Taylor**, who started 2018 at corner as a true freshman before moving to the offense in week two, and true freshman **Tiawan Mullen** out of Coconut Creek High School in Fort Lauderdale, Fla.
- Brown, who graduated with a human resources management degree in May 2019, and is currently enrolled in the public affairs master of public administration program, started all 12 games in 2018.
- He registered 29 tackles, 24 solo, with two for loss and a team-high six pass breakups.
- The Decatur, Ga., native owns 104 career stops, 80 solo, five for loss, with 13 PBUs, two fumble recoveries, one forced fumble and one touchdown.
- Layne, a Deland, Fla., product leads the corners with 14 tackles and 13 solos in five starts this season.
- He shared fourth on the team with 39 stops, 31 solo (4th), with a half-TFL, three pass breakups (T-2nd), one fumble recovery and one forced fumble one year ago.
- The team's 2017 defensive newcomer of the year twice earned IU's 2018 defensive player of the week accolades.
- Williams, who picked off the Hoosiers first pass of the year in the season-opening Ball State win, also has nine tackles and a pair of PBUs in 2019.
- The Memphis, Tenn., native made 22 tackles, 19 solo, one sack, one INT and two breakups as a true freshman last season.
- A Rivals four-star prospect, Mullen played in the 2019 All-American Bowl after he picked off 14 career passes and returned three for scores.
- Mullen shares sixth in the Big Ten with 1.0 passes defended per game after breaking up an IU season-high four passes at No. 25 Michigan State.

- His brother, Trayvon, played cornerback at Clemson University (2016-18) and is a member of the Oakland Raiders, and his cousin, Lamar Jackson, played at Louisville (2015-17) and is currently the Baltimore Ravens starting quarterback.
- In 2018, Taylor posted 27 receptions for 166 yards, 15 rushes for 83 yards (5.5 average), three kick returns for 66 yards, seven tackles and was the team's back-up quarterback, the position where he earned Indiana's 2017 Mr. Football honors. He led Indianapolis Ben Davis High School to the 2017 state championship.
- The two-time all-stater broke the Ben Davis career marks with 7,631 passing yards and 79 passing scores on 568-of-828 (68.6 percent) and rushed for 2,077 yards on 374 attempts (5.5 average) with 45 touchdowns.
- Riggins has 71 career stops, 59 solo, two for loss, one sack, a team-high 17 PBUs, one interception and one forced fumble.



Tiawan Mullen

INDIANA'S RECORD WHEN...

Overall	3-2
Big Ten	0-2
Home	2-1
Road	0-1
Neutral	1-0
August	1-0
September	2-2
October	0-0
November	0-0
Noon Start	2-1
3:30 p.m. Start	1-1
Scoring First	2-1
Opponents Score First	1-1
Scoring 30 Points or More	3-1
Scoring Fewer than 30 Points	0-1
Leading at the Half	3-0
Trailing at the Half	0-2
Tied at the Half	0-0
Leading after Three Quarters	3-0
Trailing after Three Quarters	0-2
Outrushing the Opponent	3-0
Outpassing the Opponent	3-0
Rushing 30 or More Times	3-1
Rushing 40 or More Times	1-0
Passing 30 or More Times	2-2
Passing 40 or More Times	2-1
Passing 50 or More Times	0-0
Leading in Time of Possession	2-2
Trailing in Time of Possession	1-0
Winning in Turnover Margin	0-0
Losing in Turnover Margin	2-1
Tied in Turnover Margin	1-1
With a 100-Yard Rusher	0-0
With a 150-Yard Rusher	0-0
With a 200-Yard Rusher	0-0
With a 300-Yard Passer	1-0
With a 100-Yard Receiver	2-1
With Two 100-Yard Receivers	0-0
With an Opposing 100-Yard Rusher	0-1
With an Opposing 300-Yard Passer	0-1
With an Opposing 100-Yard Receiver	0-1
Winning the Coin Toss	1-0
Losing the Coin Toss	2-2
Electing to Receive	0-0
Electing to Defer	1-0
Receiving the Ball First	2-1
Opponent Receiving Ball First	1-1
On BTN	2-1
On CBSSN	1-0
On FOX	0-1

SAFETY

- **Bryant Fitzgerald** topped the team with three picks (T-8th in the Big Ten), two forced fumbles (tied, T-7th in the Big Ten) and six takeaways as a redshirt freshman in 2018.
- The Indianapolis product out of Avon High School shared first in the Big Ten among freshmen in INTs (T-7th nationally) and forced fumbles (T-4th nationally), and he added one fumble recovery, 31 tackles, 24 solo and two for loss in 12 games (3 starts) at free safety.
- Fitzgerald has 14 stops, 13 solo, one for loss with two pass breakups and one quarterback hurry in five starts this season.
- Senior **Khalil Bryant** recovered his first-career fumble vs. No. 6 Ohio State and has 12 tackles.
- Bryant started nine times last year and totaled 38 stops, 25 solo, with his first-career forced fumble and interception.
- Sophomore **Devon "Monster" Matthews** and redshirt sophomore **Juwan Burgess** handle strong safety duties.

- Matthews posted career-highs in his first-career start vs. Ball State with nine tackles and six solos, and he is third on the team with 17 stops and tied for second with 13 solos in five starts.
- He made 20 tackles, 13 solo, with one for loss, one pick, one fumble recovery and one PBU in 10 games as a true freshman.
- The Jacksonville, Fla., native earned the nickname "Monster" as an 8-year old defensive end when he knocked a quarterback's helmet off on a sack.
- Burgess tallied 25 stops, 13 solo, with two for loss, one fumble recovery and one pass breakup in 12 games one year ago.
- The Tampa native forced his first-career fumble against the Buckeyes and has nine tackles, one for loss, in five games this season.

DEFENSIVE LINE

- Senior end **Allen Stallings IV** and redshirt junior tackle **Jerome Johnson** lead the D-line.
- Stallings owns 57 tackles, 37 solo, a team-high seven sacks and 13.5 tackles for loss, in addition to a pair of forced fumbles in his career.
- The Maywood, Ill., native missed time in camp with an injury, but he has rounded into form with two sacks, which is tied for the team lead, over the last three weekends.
- Stallings paced the D-Line in TFLs (2nd on the team) with six and shared the top spot with three quarterback hurries (T-1st) in 2018.
- He added a pair of sacks, 24 tackles and the forced fumble in 11 games.
- Johnson, IU's 2018 Outstanding Lineman, has 62 stops, 6.5 sacks, 11 for loss, one forced fumble and one fumble recovery in his career.
- He ended 2018 with 1.5 sacks against Purdue, matched that total in the season-opening win vs. Ball State while he equaled his career-best five tackles.
- Johnson added a half-sack against Connecticut and shares the team-lead with two overall to go along with 12 stops, second amongst the linemen.
- A year ago, the Bassfield, Miss., native headed the team with 3.5 sacks and finished third with 5.5 tackles for loss.
- Johnson also topped the line with 32 tackles and 21 solos to go along with the forced fumble, the fumble recovery and one QBH.
- Joining Johnson in the interior are **Demarcus Elliott** (6-3, 328) and **Juan Harris** (6-3, 350).
- Elliott fronts the D-line in stops with 15 (5th on the team), solos with 13 (T-2nd) and sacks with two (tied) in four starts (5 games).
- He posted a career-high five tackles at No. 25 Michigan State and added a pair of four-stop and one-sack games against No. 6 Ohio State and UConn.
- The sophomore has paced Indiana in tackles on three occasions, tied for the team-high.
- Elliott played in 10 games and made 19 stops, 4.5 for loss, with one sack at Garden City Community College (Kan.) in 2018.
- Harris is back with the Hoosiers after one season at Independence Community College (Kan.).

- The redshirt sophomore played in the first three games of the 2017 campaign before he suffered a season-ending injury.
- Sophomore **James Head Jr.** has started all four games at end in 2019, and he has three TFLs (3rd on the team) to go along with 1.5 sacks and 10 tackles.
- He twice has secured four stops - in the Eastern Illinois win (1.5 sacks) and against MSU.
- The Miami native made 17 tackles in 11 games last year after a sterling career at Southridge High School.
- Head finished his career with 250 stops, 47 for loss and 45 sacks.
- Junior end **Michael Ziemba** is second on the team with 3.5 TFLs and has tallied 11 tackles.
- The Sanford, Fla., native has played in 27 games and has made his first-career starts over the last two.
- Ziemba, who has a tackle for loss in three games this campaign, posted career-highs with four stops, 1.5 for loss and two hurries against the Buckeyes.



TRUE FRESHMAN TRACKER

Indiana has played 10 true freshmen in 2019. **Tom Allen** played 13 true freshmen in 2018 and 12 true freshmen in 2017. Below is a list of the true freshmen who have played this season and how many games each has played:

Pos.	Name	Games
LB	D.K. Bonhomme	5
ATH	David Ellis	5
RB	Sampson James	5
CB	Tiawan Mullen	5
LS	Sean Wracher	5
OL	Matthew Bedford	2
DL	Sio Nofoagatoto'a	2
S	Josh Sanguinetti	2
DL	Beau Robbins	1
CB	Larry Tracy III	1

BIG TEN STANDINGS

EAST	Big Ten	Pct.	Overall	Pct.
Ohio State	3-0	1.000	6-0	1.000
Penn State	2-0	1.000	5-0	1.000
Michigan	2-1	.667	4-1	.800
Michigan State	2-1	.667	4-2	.667
Maryland	1-1	.500	3-2	.600
Indiana	0-2	.000	3-2	.600
Rutgers	0-3	.000	1-4	.200

WEST	Big Ten	Pct.	Overall	Pct.
Wisconsin	3-0	1.000	5-0	1.000
Minnesota	2-0	1.000	5-0	1.000
Nebraska	2-1	.667	4-2	.667
Iowa	1-1	.500	4-1	.800
Illinois	0-2	.000	2-3	.400
Purdue	0-2	.000	1-4	.200
Northwestern	0-3	.000	1-4	.200

AROUND THE BIG TEN - WEEK 7

Saturday, Oct. 12 (All Times ET)

Rutgers at Indiana, Noon, BTN

Michigan at Illinois, Noon, BTN
 Maryland at Purdue, Noon, BTN
 Michigan State at Wisconsin, 3:30 pm, BTN
 Penn State at Iowa, 7:30 pm, ABC
 Nebraska at Minnesota, 7:30 pm, FS1

Bye Week: Ohio State, Northwestern

AROUND THE BIG TEN - WEEK 6

Saturday, Oct. 5

Illinois 17 at Minnesota 40
 Maryland 48 at Rutgers 7
 Northwestern 10 at Nebraska 13
 Kent State 0 at Wisconsin 48
 Purdue 7 at Penn State 35
 Iowa 3 at Michigan 10
 Michigan State 10 at Ohio State 34

Bye Week: **Indiana**


SPECIALISTS

- One of 20 semifinalists for the 2018 Lou Groza Award, fifth-year senior **Logan Justus** is one of just nine kickers perfect in 2019.
- Indiana's all-time field goal percentage leader has not missed a field goal in seven attempts or an extra point in 18 tries.
- Justus, who has hit 15 of his last 16 attempts, is third in the Big Ten (T-31st nationally) in field goals made and seventh in scoring among all players (7.8).
- The left-footer is one of 30 members on this year's Groza Award Watch List and sits 22-of-25 in his career (88.0 percent) and 50-of-51 on PATs (98.0), good for 116 career points.
- His 22 field goals share 10th on the program's all-time list.
- Justus opened his second season as the Hoosiers kicker with perhaps his career-best performance, as he matched a program record with a career-high four field goals, in four attempts.
- Three times he bested his career-long with 48-, 49- and 50-yarders en route to his second-career Big Ten Special Teams Player of the Week honor and his second-career Lou Groza Award Star of the Week recognition.
- Justus became the 11th Hoosier (22nd time) to record a 50-yarder, and he collected his second game with at least three field goals and his sixth-career multi-FG contest.
- The McCordsville, Ind., native finished the 2018 campaign 15-of-18 on field goals (83.3) and 32-of-33 on PATs. His 15 makes share eighth in school history.
- A second-team All-Big Ten honoree, Justus ranked second in the conference in percentage (T-19th nationally) and was named IU's Most Outstanding Specialist of the Year.
- Justus hit the game-winner from 42 yards out with 2:32 remaining to lift IU to a 34-32 win over Maryland.

- He finished the game a perfect 6-of-6 (2 FGs, 4 PATs) en route to Big Ten Special Teams Player of the Week and Lou Groza Star of the Week accolades.
- Upon the conclusion of the 2018 campaign, the former walk-on was placed on scholarship.
- Three-time Ray Guy Award Watch Lister (2017-19) **Haydon Whitehead** only punted three times in the 2019 opener, but he made the most of them.
- The fifth-year senior averaged 51.7 yards, including a 63-yarder, and had two downed inside the 10-yard line en route to being named one of the Ray Guy Award's Ray's 8.
- Whitehead is averaging a career-high 43.9 yards (6th in the Big Ten) on 19 punts with five inside the 20 (all inside the 10) and five 50-plus yarders, including a career-long 65-yarder.
- The fifth-year senior holds a 40.9 career average with 14 50-yarders in addition to 55 punts inside the 20-yard line, 26 inside the 10 and 10 inside the 5.
- The Melbourne, Australia, native kicked in his first American football game ever in the 2017 season opener, and he went on to earn honorable-mention All-Big Ten (coaches and media).
- Whitehead, who punts left-footed but is able to kick right-footed if necessary, enrolled in 2017 spring classes and participated in practice.
- The 24-year old played Australian Rules Football for 15 years. He made his first trip to the United States when he took his official visit to IU in December 2016.
- Whitehead trained under Nathan Chapman and John Smith at Prokick Australia in Melbourne.
- Prokick has produced five of the past six Ray Guy winners (2013-17), including all three finalists in 2016 and two of the three in 2017 and 2018.
- With the graduation of former long snapper **Dan Godsfil (2015-18)**, the Hoosiers have turned to true freshman long snapper **Sean Wracher**.
- The Akron, Ohio, native was a Kohl'sKicking.com five-star prospect and ranked the No. 1 long snapper nationally by Kornblue Kicking.



Logan Justus



Haydon Whitehead

ASSOCIATED PRESS TOP 25

Rk	Team	Record	Pts
1	Alabama(32)	5-0	1503
2	Clemson(15)	5-0	1433
3	Ohio State(10)	6-0	1393
	Georgia(3)	5-0	1393
5	LSU(2)	5-0	1352
6	Oklahoma	5-0	1268
7	Florida	6-0	1163
8	Wisconsin	5-0	1105
9	Notre Dame	4-1	1046
10	Penn State	5-0	958
11	Texas	4-1	947
12	Auburn	5-1	920
13	Oregon	4-1	828
14	Boise State	5-0	654
15	Utah	4-1	624
16	Michigan	4-1	618
17	Iowa	4-1	454
18	Arizona State	4-1	388
19	Wake Forest	5-0	380
20	Virginia	4-1	353
21	SMU	6-0	285
22	Baylor	5-0	260
23	Memphis	5-0	189
24	Texas A&M	3-2	165
25	Cincinnati	4-1	118

RV: Minnesota 80, Missouri 64, Appalachian State 61, Washington 54, Tulane 25, California 20, **Michigan State 17**, Arizona 11, UCF 9, USC 5, Iowa State 5, Pittsburgh 2

AMWAY COACHES POLL

Rk	Team	Record	Pts
1	Alabama(42)	5-0	1602
2	Clemson(20)	5-0	1531
3	Georgia	5-0	1459
4	Ohio State(3)	6-0	1422
5	Oklahoma	5-0	1378
6	LSU	5-0	1364
7	Florida	6-0	1218
8	Wisconsin	5-0	1164
9	Penn State	5-0	1051
10	Notre Dame	4-1	1033
11	Texas	4-1	971
12	Auburn	5-1	929
13	Oregon	4-1	866
14	Boise State	5-0	732
15	Utah	4-1	655
16	Michigan	4-1	648
17	Wake Forest	5-0	498
18	Iowa	4-1	441
19	Virginia	4-1	345
20	Memphis	5-0	318
21	Texas A&M	3-2	306
22	SMU	6-0	246
23	Baylor	5-0	234
24	Arizona State	4-1	228
25	Minnesota	5-0	131

RV: Cincinnati 74, Washington 72, Appalachian State 49, **Michigan State 41**, Tulane 36, California 17, Hawai'i 13, Arizona 13, UCF 11, Washington State 9, Navy 8, TCU 5, Mississippi State 3, San Diego State 2, Army 1, Temple 1

-IU 2019 Opponents in Bold

BALL STATE (2-3, 1-0 MAC)		
Date	Opponent	Result
A.31	vs. Indiana	L, 24-34
S.7	Fordham	W, 57-29
S.14	Florida Atlantic	L, 31-41
S.21	at NC State	L, 23-34
O.5	at Northern Illinois*	W, 27-20
O.12	at Eastern Michigan*	2:00 p.m.
O.19	Toledo*	2:00 p.m.
O.26	Ohio*	TBA
N.5	at Western Michigan*	7/8:00 p.m.
N.16	Central Michigan*	TBA
N.23	at Kent State*	TBA
N.29	Miami (Ohio)*	TBA
*-MAC game		

EASTERN ILLINOIS (0-6, 0-2 OVC)		
Date	Opponent	Result
A.29	at Chattanooga	L, 10-24
S.7	at Indiana	L, 0-52
S.14	Illinois State	L, 3-21
S.21	at Indiana State	L, 6-16
S.28	Tennessee Tech*	L, 29-40
O.5	at Murray State*	L, 17-24
O.12	Jacksonville State*	1:00 p.m.
O.19	at UT Martin*	3:00 p.m.
O.26	Eastern Kentucky*	3:00 p.m.
N.9	at Tennessee State*	3:00 p.m.
N.16	Southeast Missouri*	1:00 p.m.
N.23	at Austin Peay*	3:00 p.m.
*-OVC game		

OHIO STATE (6-0, 3-0 BIG TEN)		
Date	Opponent	Result
A.31	Florida Atlantic	W, 45-21
S.7	Cincinnati	W, 42-0
S.14	at Indiana	W, 51-10
S.21	Miami (Ohio)	W, 76-5
S.28	at Nebraska	W, 48-7
O.5	Michigan State	W, 34-10
O.18	at Northwestern	8:30 p.m.
O.26	Wisconsin	TBA
N.9	Maryland	TBA
N.16	at Rutgers	TBA
N.23	Penn State	TBA
N.30	at Michigan	Noon
-East Division games in bold		

CONNECTICUT (1-4, 0-2 AAC)		
Date	Opponent	Result
A.29	Wagner College	W, 24-21
S.7	Illinois	L, 21-56
S.21	at Indiana	L, 3-38
S.28	UCF*	L, 21-56
O.5	South Florida*	L, 22-48
O.12	at Tulane*	3:45 p.m.
O.19	Houston*	Noon
O.26	at UMass	3:30 p.m.
N.1	Navy*	8:00 p.m.
N.9	at Cincinnati*	TBA
N.23	East Carolina*	TBA
N.30	at Temple*	TBA
*-AAC game		

MICHIGAN STATE (4-2, 2-1 BIG TEN)		
Date	Opponent	Result
A.30	Tulsa	W, 28-7
S.7	Western Michigan	W, 51-17
S.14	Arizona State	L, 7-10
S.21	at Northwestern	W, 31-10
S.28	Indiana	W, 40-31
O.5	at Ohio State	L, 10-34
O.12	at Wisconsin	3:30 p.m.
O.26	Penn State	TBA
N.9	Illinois	TBA
N.16	at Michigan	TBA
N.23	at Rutgers	TBA
N.30	Maryland	TBA
-East Division games in bold		

RUTGERS (1-4, 0-3 BIG TEN)		
Date	Opponent	Result
A.30	UMass	W, 48-21
S.7	at Iowa	L, 0-30
S.21	Boston College	L, 16-30
S.28	at Michigan	L, 0-52
O.5	Maryland	L, 7-48
O.12	at Indiana	Noon
O.19	Minnesota	3:30 p.m.
O.26	Liberty	TBA
N.2	at Illinois	TBA
N.16	Ohio State	TBA
N.23	Michigan State	TBA
N.30	at Penn State	TBA
-East Division games in bold		

MARYLAND (3-2, 1-1 BIG TEN)		
Date	Opponent	Result
A.31	Howard	W, 79-0
S.7	Syracuse	W, 63-20
S.14	at Temple	L, 17-20
S.27	Penn State	L, 0-59
O.5	at Rutgers	W, 48-7
O.12	at Purdue	Noon
O.19	Indiana	3:30 p.m.
O.26	at Minnesota	TBA
N.2	Michigan	Noon
N.9	at Ohio State	TBA
N.23	Nebraska	TBA
N.30	at Michigan State	TBA
-East Division games in bold		

NEBRASKA (4-2, 2-1 BIG TEN)		
Date	Opponent	Result
A.31	South Alabama	W, 35-21
S.7	at Colorado	L, 31-34 (OT)
S.14	Northern Illinois	W, 44-8
S.21	at Illinois	W, 42-38
S.28	Ohio State	L, 7-48
O.5	Northwestern	W, 13-10
O.12	at Minnesota	7:30 p.m.
O.26	Indiana	TBA
N.2	at Purdue	TBA
N.16	Wisconsin	TBA
N.23	at Maryland	TBA
N.29	Iowa	2:30 p.m.
-West Division games in bold		

NORTHWESTERN (1-4, 0-3 BIG TEN)		
Date	Opponent	Result
A.31	at Stanford	L, 7-17
S.14	UNLV	W, 30-14
S.21	Michigan State	L, 10-31
S.28	at Wisconsin	L, 15-24
O.5	at Nebraska	L, 10-13
O.18	Ohio State	8:30 p.m.
O.26	Iowa	Noon
N.2	at Indiana	TBA
N.9	Purdue	TBA
N.16	UMass	TBA
N.23	Minnesota	TBA
N.30	at Illinois	TBA
-West Division games in bold		

PENN STATE (5-0, 2-0 BIG TEN)		
Date	Opponent	Result
A.31	Idaho	W, 79-7
S.7	Buffalo	W, 45-13
S.14	Pittsburgh	W, 17-10
S.27	at Maryland	W, 59-0
O.5	Purdue	W, 35-7
O.12	at Iowa	7:30 p.m.
O.19	Michigan	7:30 p.m.
O.26	at Michigan State	TBA
N.9	at Minnesota	TBA
N.16	Indiana	TBA
N.23	at Ohio State	TBA
N.30	Rutgers	TBA
-East Division games in bold		

MICHIGAN (4-1, 2-1 BIG TEN)		
Date	Opponent	Result
A.31	Middle Tennessee State	W, 40-21
S.7	Army	W, 24-21 (2OT)
S.21	at Wisconsin	L, 14-35
S.28	Rutgers	W, 52-0
O.5	Iowa	W, 10-3
O.12	at Illinois	Noon
O.19	at Penn State	7:30 p.m.
O.26	Notre Dame	TBA
N.2	at Maryland	Noon
N.16	Michigan State	TBA
N.23	at Indiana	TBA
N.30	Ohio State	Noon
-East Division games in bold		

PURDUE (1-4, 0-2 BIG TEN)		
Date	Opponent	Result
A.30	at Nevada	L, 31-34
S.7	Vanderbilt	W, 42-24
S.14	TCU	L, 13-34
S.28	Minnesota	L, 31-38
O.5	at Penn State	L, 7-35
O.12	Maryland	Noon
O.19	at Iowa	Noon
O.26	Illinois	TBA
N.2	Nebraska	TBA
N.9	at Northwestern	TBA
N.23	at Wisconsin	TBA
N.30	Indiana	TBA
-West Division games in bold		

Indiana - 2019-20 Football Ranking Summary thru games 10/05/2019

Statistic	National Rank	Conference Rank	Value	National Leader	Value	Conference Leader	Value
3rd Down Conversion Pct (130 ranked)	14	3	0.485	LSU	0.569	Ohio St.	0.559
3rd Down Conversion Pct Defense (130 ranked)	26	6	0.319	Wisconsin	0.159	Wisconsin	0.159
4th Down Conversion Pct (130 ranked)	125	13	0.200	8 teams tied	1.000	Wisconsin	1.000
4th Down Conversion Pct Defense (129 ranked)	61	4	0.500	4 teams tied	0.000	Maryland	0.000
Blocked Kicks (27 ranked)	27	5	1	7 teams tied	3	Ohio St. Penn St.	3 3
Blocked Kicks Allowed (130 ranked)	76	9	1	75 teams tied	0	8 teams tied	0
Blocked Punts (7 ranked)	7	3	1	Penn St.	3	Penn St.	3
Blocked Punts Allowed (130 ranked)	103	13	1	102 teams tied	0	12 teams tied	0
Completion Percentage (130 ranked)	18	4	0.702	Georgia	0.772	Wisconsin	0.760
Defensive TDs (4 ranked)				Missouri	5	Wisconsin	3
Fewest Penalties (130 ranked)	43	7	30	Wake Forest	16	Penn St.	20
Fewest Penalties Per Game (130 ranked)	53	8	6.00	Rice	3.00	Penn St.	4.00
Fewest Penalty Yards (130 ranked)	66	8	294	Wake Forest	138	Iowa	164
Fewest Penalty Yards Per Game (130 ranked)	77	10	58.80	Rice	24.50	Iowa	32.80
First Downs Defense (130 ranked)	39	8	93	Navy	51	Wisconsin	58
First Downs Offense (130 ranked)	51	5	117	Ohio St.	168	Ohio St.	168
Fumbles Lost (130 ranked)	19	2	2	Oregon St. West Virginia Appalachian St.	0 0 0	Maryland	1
Fumbles Recovered (117 ranked)	117	13	1	Mississippi St.	10	Illinois	8
Kickoff Return Defense (130 ranked)	36	5	18.17	Tennessee	0.00	Ohio St.	15.65
Kickoff Returns (130 ranked)	95	12	18.80	Colorado	33.50	Maryland	29.44
Net Punting (130 ranked)	66	10	38.10	Kentucky	49.26	Illinois	43.63
Passes Had Intercepted (130 ranked)	57	7	4	4 teams tied	0	Ohio St. Wisconsin	1 1
Passes Intercepted (122 ranked)	103	13	2	Florida	12	Ohio St.	8
Passing Offense (130 ranked)	21	3	304.0	Washington St.	450.0	Penn St.	305.6
Passing Yards Allowed (130 ranked)	35	7	194.0	Wisconsin	131.0	Wisconsin	131.0
Passing Yards per Completion (130 ranked)	93	10	11.52	Air Force	21.44	Minnesota	16.03
Punt Return Defense (130 ranked)	96	13	10.60	Appalachian St.	-2.25	Ohio St.	1.00
Punt Returns (130 ranked)	103	12	5.00	FIU	30.86	Maryland	15.14
Red Zone Defense (128 ranked)	105	11	0.900	Florida	0.357	Ohio St.	0.533
Red Zone Offense (130 ranked)	55	9	0.857	4 teams tied	1.000	Iowa	1.000
Rushing Defense (130 ranked)	48	8	130.2	San Diego St.	45.4	Wisconsin	47.6
Rushing Offense (130 ranked)	114	13	110.4	Louisiana	314.0	Ohio St.	288.5
Sacks Allowed (130 ranked)	43	5	1.60	Georgia	0.20	Michigan St.	1.33
Scoring Defense (130 ranked)	49	9	23.6	Wisconsin	5.8	Wisconsin	5.8
Scoring Offense (130 ranked)	43	6	33.0	LSU	54.6	Ohio St.	49.3
Tackles for Loss Allowed (130 ranked)	56	5	5.60	Washington St.	2.80	Michigan	4.20
Team Passing Efficiency (130 ranked)	30	5	154.94	Oklahoma	217.41	Minnesota	198.11
Team Passing Efficiency Defense (130 ranked)	36	8	118.56	Wisconsin	78.29	Wisconsin	78.29
Team Sacks (130 ranked)	77	12	2.00	Penn St.	5.00	Penn St.	5.00
Team Tackles for Loss (129 ranked)	70	9	6.0	Penn St.	10.4	Penn St.	10.4
Time of Possession (130 ranked)	20	4	32:47	Wisconsin	37:16	Wisconsin	37:16
Total Defense (130 ranked)	34	9	324.2	Wisconsin	178.6	Wisconsin	178.6
Total Offense (130 ranked)	71	7	414.4	Oklahoma	643.8	Ohio St.	534.5
Turnover Margin (130 ranked)	101	11	-0.60	San Jose St.	2.20	Wisconsin	1.40
Turnovers Gained (123 ranked)	123	13	3	Florida	17	Ohio St.	13
Turnovers Lost (130 ranked)	34	4	6	Oregon St.	1	Maryland Wisconsin Iowa	5 5 5
Winning Percentage (128 ranked)	47	9	0.600	16 teams tied	1.000	4 teams tied	1.000

Statistic	Player	National Rank	Conference Rank	Value	National Leader	Value	Conference Leader	Value
All Purpose (200 ranked)	Whop Philyor David Ellis	121 186	14 19	91.00 78.40	Chuba Hubbard, Oklahoma St.	193.00	Jonathan Taylor, Wisconsin	171.80
Blocked Kicks (1 ranked)					Keith Corbin, Houston Jalen McKie, Northern Ill. Jonathan Sutherland, Penn St.	2 2 2	Jonathan Sutherland, Penn St.	2
Combined Kick Returns (197 ranked)	David Ellis	10	2	337	Travis Levy, Boston College	581	Dre Brown, Illinois	364
Completion Percentage (120 ranked)					Joe Burrow, LSU	0.784	Jack Coan, Wisconsin	0.746
Completions Per Game (100 ranked)					Anthony Gordon, Washington St.	33.40	Brian Lewerke, Michigan St.	20.67
Field Goal Percentage (109 ranked)	Logan Justus	1	1	1.000	13 players tied	1.000	Logan Justus, Indiana	1.000
Field Goals Per Game (136 ranked)	Logan Justus	27	3	1.40	Tyler Bass, Ga. Southern	2.40	Keith Duncan, Iowa	2.20
Forced Fumbles (62 ranked)					Jake Hansen, Illinois David Woodward, Utah St.	0.80 0.80	Jake Hansen, Illinois	0.80
Fumbles Recovered (34 ranked)	Khalil Bryant	34	10	1	4 players tied	3	Jake Hansen, Illinois	3
Interceptions Per Game (121 ranked)	Cam Jones Jaylin Williams	92 121	14 16	0.3 0.2	Douglas Coleman, Texas Tech	1.0	Jeff Okudah, Ohio St.	0.5
Kickoff Return TDs (2 ranked)					Jaylond Adams, Southern Miss.	2	Javon Leake, Maryland	1
Kickoff Returns (75 ranked)	David Ellis	62	8	20.5	Savon Scarver, Utah St.	38.0	Javon Leake, Maryland	35.8
Passes Defended (54 ranked)					Samuel Womack, Toledo	2.4	Lamar Jackson, Nebraska	1.8
Passing Efficiency (120 ranked)					Jalen Hurts, Oklahoma	231.3	Tanner Morgan, Minnesota	198.1
Passing TDs (112 ranked)	Michael Penix Jr. Peyton Ramsey	81 94	11 13	6 5	Tua Tagovailoa, Alabama	23	Justin Fields, Ohio St.	18
Passing Yards (130 ranked)	Michael Penix Jr. Peyton Ramsey	98 117	11 13	809 635	Anthony Gordon, Washington St.	2,146	Brian Lewerke, Michigan St.	1,543
Passing Yards Per Game (130 ranked)					Anthony Gordon, Washington St.	429.2	Sean Clifford, Penn St.	288.6
Passing Yards per Completion (120 ranked)					Jalen Hurts, Oklahoma	18.57	Sean Clifford, Penn St.	16.03
Points Responsible For (179 ranked)	Logan Justus	160	18	39	Justin Fields, Ohio St.	156	Justin Fields, Ohio St.	156
Points Responsible For Per Game (196 ranked)	Logan Justus	154	17	7.8	Tua Tagovailoa, Alabama	30.0	Justin Fields, Ohio St.	26.0
Punt Return TDs (1 ranked)					27 players tied	1	DJ Turner, Maryland JD Spielman, Nebraska	1 1
Punt Returns (73 ranked)	Whop Philyor	60	9	4.6	Maurice Alexander, FIU	28.7	Nico Ragaini, Iowa	10.7
Punting (106 ranked)	Haydon Whitehead	35	5	43.9	Max Duffy, Kentucky	51.2	Jake Hartbarger, Michigan St.	47.6
Receiving TDs (142 ranked)	Peyton Hendershot Whop Philyor Donovan Hale Nick Westbrook	68 68 142 142	9 9 22 22	3 3 2 2	Omar Bayless, Arkansas St.	10	Tyler Johnson, Minnesota	5
Receiving Yards (198 ranked)	Whop Philyor Donovan Hale Peyton Hendershot	56 130 186	6 14 22	371 283 242	Omar Bayless, Arkansas St.	843	Darrell Stewart, Michigan St.	624
Receiving Yards Per Game (199 ranked)	Whop Philyor Donovan Hale Peyton Hendershot	51 127 179	6 12 20	74.2 56.6 48.4	Omar Bayless, Arkansas St.	140.5	Rashod Bateman, Minnesota	107.4
Receptions Per Game (185 ranked)	Whop Philyor Peyton Hendershot Ty Fryfogle	23 128 169	4 10 15	6.2 4.0 3.6	Devin Duvernay, Texas	9.0	Raheem Blackshear, Rutgers Rondale Moore, Purdue	7.3 7.3
Rush Yards Per Carry (163 ranked)	Stevie Scott III	144	14	3.70	Trey Ragas, Louisiana	9.79	Jonathan Taylor, Wisconsin	7.23
Rushing TDs (95 ranked)	Stevie Scott III	49	7	4	Chuba Hubbard, Oklahoma St.	13	Jonathan Taylor, Wisconsin	12
Rushing Yards (200 ranked)	Stevie Scott III	133	15	281	Chuba Hubbard, Oklahoma St.	1,094	J.K. Dobbins, Ohio St.	826
Rushing Yards Per Game (200 ranked)	Stevie Scott III	129	13	56.2	Chuba Hubbard, Oklahoma St.	182.3	Jonathan Taylor, Wisconsin	149.0
Sacks (104 ranked)					Curtis Weaver, Boise St.	1.80	Chase Young, Ohio St.	1.42
Scoring (200 ranked)	Logan Justus	61	8	7.8	Jonathan Taylor, Wisconsin	19.2	Jonathan Taylor, Wisconsin	19.2
Solo Tackles (47 ranked)					David Woodward, Utah St.	8.6	Antoine Brooks, Maryland Ben Holt, Purdue	6.0 6.0
Tackles For Loss (55 ranked)					DeAngelo Malone, Western Ky.	2.6	Oluwole Betiku Jr., Illinois	2.1
Total Interceptions (97 ranked)	Cam Jones Jaylin Williams	97 97	15 15	1 1	Douglas Coleman, Texas Tech	5	Jeff Okudah, Ohio St.	3
Total Offense (200 ranked)					Anthony Gordon, Washington St.	437.4	Sean Clifford, Penn St.	328.6
Total Points Scored (133 ranked)	Logan Justus	67	9	39	Jonathan Taylor, Wisconsin	96	Jonathan Taylor, Wisconsin	96
Total Tackles (498 ranked)	Raekwon Jones	290	24	5.8	Ethan Aguayo, San Jose St.	14.5	Dele Harding, Illinois	11.2
Total Touchdowns (105 ranked)	Stevie Scott III	105	9	4	Jonathan Taylor, Wisconsin	16	Jonathan Taylor, Wisconsin	16
Yards per Pass Attempt (120 ranked)					Jalen Hurts, Oklahoma	13.97	Tanner Morgan, Minnesota	11.26
Yards per Reception (200 ranked)	Donovan Hale Nick Westbrook	55 79	9 12	17.69 16.90	Kendall Parham, UAB	29.50	Rashod Bateman, Minnesota	23.35

OFFENSE

LT

76 Matthew Bedford, 6-6, 307, Fr./Fr.
66 Aidan Rafferty, 6-6, 316, So./Fr.

LG

57 Harry Crider, 6-4, 311, Jr./Jr.
78 Britt Beery, 6-6, 313, Jr./So.

C

68 Hunter Littlejohn, 6-3, 315, Sr./5th
79 Charlie O'Connor, 6-2, 308, So./Fr.

RG

72 Simon Stepaniak, 6-4, 321, Sr./5th
51 Mackenzie Nworah, 6-4, 316, Sr./Jr.

RT

77 Caleb Jones, 6-8, 358, Jr./So.
52 DaVondre Love, 6-7, 292, Sr./5th

WR

15 Nick Westbrook, 6-3, 219, Sr./5th
13 Miles Marshall, 6-4, 210, So./Fr.

WR

1 Whop Philyor, 5-11, 178, Jr./Jr.
10 David Ellis, 6-0, 207, Fr./Fr.

WR

6 Donavan Hale, 6-4, 218, Sr./5th
3 Ty Fryfogle, 6-2, 204, Jr./Jr.

QB

9 Michael Penix Jr., 6-3, 202, So./Fr.
12 Peyton Ramsey, 6-2, 216, Sr./Jr.
14 Jack Tuttle, 6-4, 210, So./Fr.

RB

8 Stevie Scott III, 6-2, 231, So./So.
23 Ronnie Walker Jr., 5-11, 211, So./So.
24 Sampson James, Fr., 6-1, 220, Fr./Fr.

TE

86 Peyton Hendershot, 6-4, 255, Jr./So.
89 Matt Bjorson, 6-3, 249, So./So.
84 Turon Ivy Jr., 6-5, 257, So./Fr.

DEFENSE

DE

92 Alfred Bryant, 6-2, 258, Jr./So.
6 James Head Jr., 6-5, 259, So./So.
69 Gavin Everett, 6-3, 265, Sr./5th

DT

98 Jerome Johnson, 6-3, 294, Sr./Jr.
96 Shamar Jones, 6-1, 278, So./Fr.
18 Jonathan King, 6-3, 276, So./Fr.

DT

94 Demarcus Elliott, 6-3, 328, So./So.
50 Sio Nofoagatoto'a, 6-4, 327, Fr./Fr.
93 Juan Harris, 6-3, 350, Jr./So.

DE

99 Allen Stallings IV, 6-2, 246, Sr./Sr.
87 Michael Ziemba, 6-3, 256, Jr./Jr.
97 Tamar Reece, 6-4, 257, Jr./So.

LB

47 Micah McFadden, 6-2, 232, So./So.
44 Thomas Allen, 6-3, 240, Jr./So.
8 James Miller, 6-2, 226, So./Fr.

LB

7 Reakwon Jones, 6-2, 233, Sr./5th
4 Cam Jones, 6-3, 224, So./So.

HUSKY

9 Marcelino Ball, 6-0, 223, Sr./Jr.
22 Jamar Johnson, 6-1, 198, So./So.

CB

14 Andre Brown Jr., 6-0, 202, Sr./5th
3 Tiawan Mullen, 5-10, 175, Fr./Fr.
2 Reese Taylor, 5-11, 183, So./So.

S

27 Devon Matthews, 6-2, 200, So./So.
5 Juwan Burgess, 6-1, 196, Jr./So.

S

31 Bryant Fitzgerald, 6-0, 213, Jr./So.
29 Khalil Bryant, 5-10, 205, Sr./Sr.

CB

17 Raheem Layne, 6-1, 198, Jr./Jr.
23 Jaylin Williams, 6-0, 179, So./So.
28 A'Shon Riggins, 6-0, 187, Sr./Sr.

SPECIAL TEAMS

PK

82 Logan Justus, 5-11, 182, Sr./5th
93 Charles Campbell, 5-9, 173, So./Fr.

KO

99 Nathanael Snyder, 6-1, 204, Sr./Jr.
90 Jared Smolar, 5-11, 202, Sr./Jr.

P

94 Haydon Whitehead, 6-2, 215, Sr./5th
92 Chase Wyatt, 5-11, 189, So./Fr.

LS

95 Sean Wracher, 6-4, 223, Fr./Fr.
60 Jacob Limbach, 6-1, 212, Sr./Jr.

H

94 Haydon Whitehead, 6-2, 215, Sr./5th
99 Nathanael Snyder, 6-1, 204, Sr./Jr.

KR

10 David Ellis, 6-0, 207, Fr./Fr.
9 Marcelino Ball, 6-0, 223, Sr./Jr.

PR

1 Whop Philyor, 5-11, 178, Jr./Jr.
9 Marcelino Ball, 6-0, 223, Sr./Jr.

PRONUNCIATION GUIDE

Matt Bjorson b-YOR-sun
D.K. Bonhomme Bahn-um
Khalil Bryant CUH-leel
Ty Fryfogle Fry-FOE-gull
Reakwon Jones RAY-kwon
Shamar Jones shuh-mar
Jordan Jusevitch jus-a-vitch
Mike Katic Kay-dick
Raheem Layne ra-HEEM
Ahrod Lloyd Uh-rod
Nick Marozas ma-row-zis

Devon Matthews duh-von
Tiawan Mullen Tie-juan
Sio Nofoagatoto'a See-oh Nofo-onga--tuh-toe-a
Mackenzie Nworah WORE-a
Michael Penix Jr. PEN-icks
Whop Philyor PHIL-yer
Aidan Rafferty A-den raf-ur-tee
Tamar Reece TRAY-mar
A'Shon Riggins uh-shON
Josh Sanguinetti Sane-gwah-net-ee
Luke Shayotovich Shay-odd-uh-vitch

Jared Smolar SMOW-lar
Simon Stepaniak Step-uh-nack
Haydon Whitehead Hayden
Sean Wracher Ratcher
Michael Ziemba ZEE-emba

COACHES

Kalen DeBoer duh-BOR
William Inge rhymes with binge
Kane Wommack wawm-ICK



PERSONAL

Birthdate: March 14, 1970
 Hometown: New Castle, Ind.
 Family: Wife - Tracy; Daughters - Hannah (22) & Brittney (18); Son - Thomas (20)
 High School: New Castle
 College: Maranatha Baptist University, '92; Indiana '02

COACHING EXPERIENCE

Temple Heights H.S. (Fla.)

1992-94: Head Coach

Armwood H.S. (Fla.)

1995-96: Defensive Coordinator

Marion H.S. (Ind.)

1997: Defensive Coordinator

Ben Davis H.S. (Ind.)

1998-2003: Defensive Coordinator

2004-06: Head Coach

Wabash College (11-2)

2007: Special Teams Coordinator/
 Secondary

Lambuth (20-5)

2008-09: Assistant Head Coach/
 Defensive Coordinator/Linebackers

Drake (8-4)

2010: Defensive Coordinator/
 Linebackers

Arkansas State (10-3)

2011: Assistant Head Coach

Mississippi (24-15)

2012-14: Linebackers/
 Special Teams Coordinator

South Florida (8-5)

2015: Defensive Coordinator

Indiana (13-17)

2016: Associate Head Coach/
 Defense

2016-: Head Coach

BOWL EXPERIENCE

2012 GoDaddy.com.... Arkansas St.
 2013 BBVA Compass ... Mississippi
 2013 Music City Mississippi
 2014 Peach Mississippi
 2015 Miami Beach.... South Florida
 2016 Foster Farms Indiana

- Tom Allen was named Indiana University's 29th head football coach on Dec. 1, 2016. He made his head coaching debut in the 2016 Foster Farms Bowl.

- The New Castle, Ind., native joined the IU staff as associate head coach/defense on Jan. 15, 2016, and continued to oversee the defense in 2017 and 2018.

- In his two seasons as head coach, 21 Hoosiers have earned All-Big Ten honors. A school-record 13 collected 2017 all-conference accolades, including six defenders, which matched 2016's program mark.

- Fifteen Indiana players have been drafted or invited to NFL camps over the past two seasons, including a school-record 11 in 2018. Eight worked out at the 2018 and 2019 NFL Combines, highlighted by a program-record five in 2018.

- Right guard Wes Martin (4th round, Washington, 2019), tight end Ian Thomas (4th round, Carolina, 2018) and linebacker Chris Covington (6th round, Dallas, 2018) were selected in the NFL Draft.

- Wide receiver Simmie Cobbs Jr. (Saints), kicker Griffin Oakes and linebacker Tegray Scales (Steelers) garnered 2017 first-team all-league honors. Oakes was named the Bakken-Andersen Kicker of the Year.

- A school-record 29 Hoosiers secured 2018 Academic All-Big Ten recognition to push Allen's two-year mark to 47.

- Achieved unparalleled recruiting success. IU's 2019 signing class is the highest rated in program history, besting the previous top-ranked class of 2018, and includes a record five four-star prospects.

- Defenses have reached heights not seen in a generation in Bloomington. Allen's charges finished 2018 with 26 takeaways (T-11th nationally; T-2nd in the Big Ten), 13 fumble recoveries (T-5th; 2nd) and 13 interceptions (T-33rd; T-6th)

- During the 2016-17 campaigns, the Hoosiers were the most improved team nationally in total defense (-169.4 ypg) and passing defense (-134.1 ypg), the sixth-most improved in third-down defense (-12.2 percent) and the ninth-most improved in points per game allowed (-12.3 ypg).

- Indiana finished ninth nationally in third-down defense (29.9 percent – best program mark since 1992; 3rd in the Big Ten), 17th in passing defense (179.7 ypg – best program mark since 1995; 4th in the Big Ten) and 26th in total defense (340.1 ypg – best program mark since 1995) in 2017.

- IU ranked in the top six in the Big Ten in both total offense (6th) and total defense (6th) for the first time since 1991.

- Engineered one of the top defensive turnarounds in the country in 2016. The Hoosiers improved in every major statistical category against a schedule featuring four Top-10 opponents, a program first.

- Indiana held its opponents to 380.1 total yards, down 129.4 yards from 2015, the largest improvement in the country; limited its foes to 94.1 fewer passing yards, also first nationally; 10.4 fewer points, which ranked fourth nationally; and gave up 25 fewer touchdowns than in 2015.

- A nominee for the 2016 Broyles Award, Allen led the program's first All-American at linebacker since 1987, Scales (SI.com second-teamer).

- Allen has strong ties to the Hoosier state as he served as head coach at Ben Davis High School (2004-06), defensive coordinator at Ben Davis (1998-03) and Marion High School (1997), and earned his master's degree from IU (2002).

- Over the past 24-plus seasons, the teams for which Allen has been a member of the coaching staff have posted a combined record of 235-85 (.734).

- A 27-year coaching veteran, Allen was the defensive coordinator at the University of South Florida in 2015.

- South Florida posted an 8-5 record and earned a trip to the Miami Beach Bowl. Allen mentored three all-conference selections and the American Athletic Conference's top scoring defense (19.6 ppg in league play).

- In his lone season in Tampa, USF tied for 13th nationally in tackles for loss (7.5 per game), tied for 14th in interceptions (17), tied for 24th in takeaways (25), tied for 26th in sacks (2.62 per game), 31st in rushing defense (141.4 ypg), 34th in passing efficiency defense (118.76) and 35th in scoring defense (22.9 ppg).

- Spent the 2012-14 campaigns as linebackers coach and special teams coordinator at Ole Miss, where he coached All-SEC linebackers Serderius Bryant and Denzel Nkemdiche.

- The Rebels closed out 2014 with a 9-3 record and ranked No. 9 after they met No. 6 TCU in the Chick-fil-A Peach Bowl. Ole Miss spent nine weeks in the Associated Press Top 10 with a high-water mark of No. 3.

- Additionally, the Rebels led the nation in scoring defense (13.8 ppg) and allowed a national-low 18 touchdowns.

- Ole Miss topped the SEC in five categories and ranked in the Top 20 nationally in 11, including 10th in red zone defense, 11th in tackles for loss (7.5 per game), 12th in takeaways (28), 13th in total defense (321.2 ypg) and 13th in defensive touchdowns scored (4).

- Worked with defensive coordinator Dave Wommack to help guide a huge improvement in the Rebels defense, which ranked last in the SEC in total defense before their arrival in 2011. Under their stewardship, Ole Miss consistently ranked among the top teams in the SEC and nationally in tackles for loss and sacks.

- Nkemdiche earned Freshman All-America honors and second-team All-SEC after he led the Rebels in tackles (82), TFLs (13.0), forced fumbles (4) and interceptions (3) in 2012.

- As assistant head coach at Arkansas State University (2011), the Red Wolves led the Sun Belt and ranked in the Top 25 nationally in total (331.46 ypg) and scoring defense (20.77 ppg). ASU also finished eighth nationally in tackles for loss (7.62 per game) and 15th in sacks (2.69 per game). York Jets.

- Allen earned his bachelor's degree from Maranatha Baptist University (Wis.) in 1992. Tom and his wife, Tracy, have three children, Hannah (22), Thomas (20) and Brittney (18). Thomas is a redshirt sophomore linebacker with the Hoosiers.

EXPERIENCE & SUCCESS

Indiana head coach **Tom Allen's** staff has 171 combined years of college coaching experience, an average of 15.6 years per coach. In total, the group has coached in 60 postseason games, including six BCS/New Year's Six bowls.



KALEN DEBOER (PB)

*Associate Head Coach/OC/QB
1st Year at Indiana*

- A three-time national champion head coach at the University of Sioux Falls (2006, 2008, 2009) and veteran play-caller of 19 years, DeBoer came to Bloomington after stints as offensive coordinator and quarterbacks coach at Fresno

State University (2017-18) and Eastern Michigan University (2014-16).



MARK HAGEN (F)

*Co-Defensive Coordinator/DL
4th Year at Indiana*

- Worked at IU in 2011 and 2012 before he moved on to Texas A&M, where he spent three seasons (2013-15). A Carmel, Ind., native, Hagen was a four-year letterwinner (1987, 89-91), two-time second team All-Big Ten selection, three-time Academic All-Big Ten winner and a captain at linebacker for the Hoosiers.



MIKE HART (F)

*Assistant HC/RB
3rd Year at Indiana*

- The University of Michigan's all-time rushing leader, Hart spent three years with the Indianapolis Colts before entering the coaching ranks in 2011. In his eight years as a coach, Hart has tutored four 1,000-yard rushers, two Mid-

American Conference Freshman of the Year winners and the 2014 MAC Offensive Player of the Year.



GRANT HEARD (F)

*Passing Game Coordinator/WR
3rd Year at Indiana*

- Coached wide receivers at Ole Miss from 2012-16 and has worked with Tom Allen at Ole Miss, Arkansas State and Lambuth. Heard mentored 2015 Biletnikoff Award finalist Laquon Treadwell, the program's first

Biletnikoff finalist. He caught 82 passes (2nd in SEC) for an SEC-leading 1,153 yards and 11 TDs.



DARREN HILLER (F)

*Run Game Coordinator/OL
3rd Year at Indiana*

- A 25-year coaching veteran, Hiller has coached 20 players who went on to the NFL, including Wes Martin, a 2019 fourth-round pick by Washington, and Brandon Knight, a 2019 rookie free-agent signing by Dallas. He spent 2016

as co-offensive coordinator, run game coordinator and offensive line coach at the University of South Florida.



WILLIAM INGE (F)

*Special Teams Coordinator
7th Year at Indiana*

- In his second year as special teams coordinator after five as linebackers coach, where he mentored 2018 NFLers Chris Covington and Tegrar Scales. He has 18 years of experience, with stints as linebackers coach at Cincinnati and San Diego State. Inge was named one of the B1G's Top 10

recruiters by Rivals (2014).



BRANDON SHELBY (F)

*Cornerbacks
9th Year at Indiana*

- Rashard Fant (2014-17), a 2018 free-agent signing of the Chicago Bears, closed his career as the program's all-time leader in both passes defended (58) and pass breakups (53). Three times in Shelby's eight seasons a Hoosier

Ten is passes defended and PBUs (2013, 2015, 2016).



NICK SHERIDAN (PB)

*Tight Ends
3rd Year at Indiana*

- Moves over to the tight ends after coaching the quarterbacks his first two seasons in Bloomington. Sheridan was named one of the nation's Top 30 coaches under 30 years of age by 247Sports in 2017. A quarterback at the University of

Michigan, he appeared in 12 career games and made four starts.



KASEY TEEGARDIN (PB)

*Safeties
2nd Year at Indiana*

- Named safeties coach on March 2, 2018. Safety Jonathan Crawford signed a 2019 free-agent deal with the Tennessee Titans. Teegardin spent the 2014-17 seasons with the Hoosiers, three as a defensive graduate and one as director of on-campus

recruiting (2017).



KANE WOMMACK (F)

*Defensive Coordinator/LB
2nd Year at Indiana*

- Takes over the reigns of defensive coordinator after one season as linebackers coach. Wommack is the youngest Power 5 defensive coordinator (32). He worked with Tom Allen as an Ole Miss graduate assistant in 2012-

13 when Allen was linebackers coach under long-time defensive coordinator Dave Wommack, Kane's father.

(F) = Field, (PB) = Press Box

STRENGTH & SPEED



DAVID BALLOU

*Director of Athletic Performance,
Football*

- A former Hoosier fullback (1997-99), Ballou is in his second season. He spent 2017 as the University of Notre Dame's co-

director of football strength and conditioning after two years at IMG Academy.

- Ballou arrived in Jan. of 2018, and improved the team's average power output in single-leg movement by 52 percent and increased the number of 500-pound squatters from five to 29.
- Five times as many players squatted 500-plus pounds than in Feb. and the number of players bench pressing 400-plus pounds quadrupled.



DR. MATT RHEA

*Athletic Performance Coach,
Football*

- Dr. Matt Rhea arrived in Bloomington with Ballou. He served as the head of sport science at IMG Academy

in 2016 and 2017, where he contributed to the optimal development of athletes through innovative athlete assessments and advanced strength and conditioning. Rhea is the only speed specialist with a PhD dedicated to a football program in the country.

MATT CLAPP

Athletic Performance Coach, Football

- Clapp is in his fifth season at Indiana. He served as a graduate assistant football strength and conditioning coach at the University of Akron in 2014, and as a strength and conditioning intern coach at the University of Arizona and the Arizona Rattlers in 2013.

PAUL CONSTANTINE

Athletic Performance Coach, Football

- Constantine is in his fourth season at Indiana. He three years at Houston Baptist University, including the 2015 campaign as director of athletic performance. Constantine came to HBU from Baylor University, where he was an athletic performance coach and intern strength and conditioning coach.

RICK DANISON

*Director of Athletic Performance,
Wilkinson Center*

- Rick Danison is in his 11th year at Indiana and his fifth as director of athletic performance, Wilkinson Center. He has worked with over 100 All-Americans, eight national champions, 17 Big Ten champions (1 team), 15 NFL draftees (6 in the first 3 rounds), 12 Big Ten record holders, 10 NCAA record holders, five Big Ten Athletes of the Year, four National Athletes of the Year, two Regional Athletes of the Year, and an Olympic gold and bronze medalist.

NUMERICAL ROSTER

No.	Name	Pos.	Ht.	Wt.	Cl./Elg.	Hometown/Last School
1	Philyor, Whop**	WR	5-11	178	Jr./Jr.	Tampa, Fla./Plant
2	Taylor, Reese*	DB	5-11	183	So./So.	Indianapolis, Ind./Ben Davis
3	Fryfogle, Ty**	WR	6-2	204	Jr./Jr.	Lucedale, Miss./George County
3	Mullen, Tiawan	DB	5-10	175	Fr./Fr.	Fort Lauderdale, Fla./Coconut Creek
4	Jones, Cam*	LB	6-3	224	So./So.	Memphis, Tenn./Saint Benedict at Auburndale
5	Burgess, Juwan*	DB	6-1	196	Jr./So.	Tampa, Fla./Plant
6	Hale, Donovan***	WR	6-4	218	Sr./5th	Largo, Fla./Largo
6	Head Jr., James*	DL	6-5	259	So./So.	Miami, Fla./Southridge
7	Jones, Reakwon***	LB	6-2	233	Sr./5th	Lynn Haven, Fla./A. Crawford Mosley
8	Scott III, Stevie*	RB	6-2	231	So./So.	Syracuse, N.Y./Christian Brothers
8	Miller, James*	LB	6-2	226	So./Fr.	Tampa, Fla./Armwood
9	Ball, Marcelino***	DB	6-0	223	Sr./Jr.	Roswell, Ga./Roswell
9	Penix Jr., Michael*	QB	6-3	202	So./Fr.	Tampa, Fla./Tampa Bay Tech
10	Ellis, David	WR/KR	6-0	207	Fr./Fr.	Clinton Township, Mich./Chippewa Valley
12	Ramsey, Peyton**	QB	6-2	216	Sr./Jr.	Cincinnati, Ohio/Elder
13	Marshall, Miles*	WR	6-4	210	So./Fr.	Lilburn, Ga./Parkview
13	Tracy III, Larry	DB	5-11	175	Fr./Fr.	Indianapolis, Ind./Decatur Central
14	Brown Jr., Andre***	DB	6-0	202	Sr./5th	Decatur, Ga./Columbia
14	Tuttle, Jack	QB	6-4	210	So./Fr.	San Marcos, Calif./University of Utah
15	Westbrook, Nick***	WR	6-3	219	Sr./5th	Lake Mary, Fla./Lake Mary
15	Merrill, Zack	QB	5-11	200	Fr./Fr.	Merrillville, Ind./Andrean
16	Gremel, Grant	QB	6-3	190	Fr./Fr.	Noblesville, Ind./Noblesville
17	Layne, Raheem**	DB	6-1	198	Jr./Jr.	Deland, Fla./Sebastian River
17	Jakes, Jordan	WR	6-5	210	Fr./Fr.	Stockbridge, Ga./St. Frances Academy (Md.)
18	King, Jonathan	DL	6-3	276	So./Fr.	Tampa, Fla./Tampa Tech
18	Hewitt, Jacobly	WR	6-1	205	So./Fr.	Cordova, Tenn./Cordova
19	Sanguinetti, Josh	DB	6-1	173	Fr./Fr.	Lauderdale Lakes, Fla./University School
19	Shayotovich, Luke	WR	5-8	178	So./Fr.	Avon, Ind./Avon
20	Daniels Jr., Joseph	DB	5-8	197	So./Fr.	Johns Creek, Ga./Roswell
21	Pierre, Noah*	DB	5-11	182	So./Fr.	Hialeah, Fla./Chapagnat Catholic
22	Johnson, Jamar*	DB	6-1	198	So./So.	Sarasota, Fla./Riverview
23	Williams, Jaylin*	DB	6-0	179	So./So.	Memphis, Tenn./Germantown
23	Walker Jr., Ronnie*	RB	5-11	211	So./So.	Hopewell, Va./Hopewell
24	James, Sampson	RB	6-1	220	Fr./Fr.	Avon, Ind./Avon
25	Wilson, Cam	WR	6-1	195	Jr./So.	Columbus, Ind./Illinois State University
25	Jontz, Will	QB	6-3	195	Fr./Fr.	Brighton, Mich./Brighton
26	Cohen, Gabe	DB	6-1	208	Sr./Jr.	Sloatsburg, N.Y./Villanova University
27	Matthews, Devon*	DB	6-2	200	So./So.	Jacksonville, Fla./Ribault
28	Riggins, A'Shon***	DB	6-0	187	Sr./Sr.	Hamilton, Ohio/Hamilton
29	Bryant, Khalil***	DB	5-10	205	Sr./Sr.	Jacksonville, Fla./First Coast
30	Jusevitch, Jordan	DB	6-1	204	So./Fr.	Lowell, Ind./Lowell
31	Fitzgerald, Bryant*	DB	6-0	213	Jr./So.	Indianapolis, Ind./Avon
33	Sidari, Dominick	TE	6-1	203	Sr./Jr.	St. Charles, Ill./College of DuPage (Ill.)
34	Ervin-Poindexter, Davion	RB	5-10	200	So./Fr.	Merrillville, Ind./Brother Rice (Ill.)
35	Thomas, DeKaleb	DB	6-0	185	So./Fr.	Jeffersonville, Ind./Trinity
37	Lloyd, Ahrod*	RB	5-11	197	Jr./So.	Indianapolis, Ind./Park Tudor
38	Thomas, Connor*	RB	5-8	186	Sr./Jr.	Clarksville, Tenn./Clarksville Academy
38	Boyd, Jeremy	DB	5-9	182	Jr./So.	Indianapolis, Ind./Ben Davis
39	Barnes, Ryan	TE	6-4	249	So./Fr.	Noblesville, Ind./Noblesville
40	Williams, Cameron	LB	6-3	215	Fr./Fr.	Merrillville, Ind./Andrean
41	Robbins, Beau	DL	6-5	250	Fr./Fr.	Carmel, Ind./Carmel
42	Bonhomme, D.K.	LB	6-3	238	Fr./Fr.	Ottawa, Ontario/Clearwater Academy (Fla.)
43	Slusher, Samuel*	DB	6-0	194	Jr./So.	Greensburg, Ind./Greensburg
44	Allen, Thomas*	LB	6-3	240	Jr./So.	Tampa, Fla./Plant
46	Casey, Aaron	LB	6-2	234	So./Fr.	Douglasville, Ga./Alexander
47	McFadden, Micah*	LB	6-2	232	So./So.	Tampa, Fla./Plant
48	Tolbert IV, Robert	LB	5-11	226	So./Fr.	Murphy, Texas/Episcopal School of Dallas
49	Norris, Madison*	DL	6-5	214	So./Fr.	Indianapolis, Ind./Hamilton Southeastern
50	Nofoagatoto'a, Sio	DL	6-4	327	Fr./Fr.	Ilili, American Samoa/Clearwater Academy (Fla.)
51	Nworah, Mackenzie**	OL	6-4	316	Sr./Jr.	Houston, Texas/Mnvel
52	Love, DaVondre***	OL	6-7	292	Sr./5th	St. Louis, Mo./Affton
53	Walker II, Stephen	DL	6-3	305	Fr./Fr.	Indianapolis, Ind./Brebeuf Jesuit
54	Cronk, Coy***	OL	6-5	325	Sr./Sr.	Lafayette, Ind./Central Catholic
55	Person, C.J.	DL	6-3	297	Fr./Fr.	Montgomery, Ala./Montgomery Catholic
55	Lane, Luke	OL	6-3	315	Fr./Fr.	Cincinnati, Ohio/Lebanon
56	Katic, Mike	OL	6-4	312	Fr./Fr.	Gibsonia, Pa./Pine-Richland

ALPHABETICAL ROSTER

44	Allen, Thomas*	LB
65	Altamari, Dominic	OL
9	Ball, Marcelino***	DB
39	Barnes, Ryan	TE
76	Bedford, Matthew	OL
78	Beery, Britt*	OL
88	Berry, Justin**	WR
89	Bjorson, Matt*	TE
42	Bonhomme, D.K.	LB
38	Boyd, Jeremy	DB
14	Brown Jr., Andre***	DB
80	Brown, Da'Shaun	WR
92	Bryant, Alfred*	DL
29	Bryant, Khalil***	DB
5	Burgess, Juwan*	DB
93	Campbell, Charles	K
87	Cardillo, Jack	K
46	Casey, Aaron	LB
26	Cohen, Gabe	DB
81	Cooper, Gary	TE
57	Crider, Harry**	OL
54	Cronk, Coy***	OL
20	Daniels Jr., Joseph	DB
94	Elliott Demarcus	DL
10	Ellis, David	WR/KR
34	Ervin-Poindexter, Davion	RB
69	Everett, Gavin**	DL
31	Fitzgerald, Bryant*	DB
3	Fryfogle, Ty**	WR
16	Gremel, Grant	QB
6	Hale, Donovan***	WR
82	Harris, Christian	WR
93	Harris, Juan*	DL
6	Head Jr., James*	DL
86	Hendershot, Peyton**	TE
18	Hewitt, Jacobly	WR
84	Ivy Jr., Turon	TE
17	Jakes, Jordan	WR
24	James, Sampson	RB
22	Johnson, Jamar*	DB
98	Johnson, Jerome**	DL
77	Jones, Caleb*	OL
4	Jones, Cam*	LB
7	Jones, Reakwon***	LB
96	Jones, Shamar*	DL
25	Jontz, Will	QB
30	Jusevitch, Jordan	DB
82	Justus, Logan*	K
56	Katic, Mike	OL
83	King, Asher	P
18	King, Jonathan	DL
55	Lane, Luke	OL
17	Layne, Raheem**	DB
60	Limbach, Jacob	LS
68	Littlejohn, Hunter***	OL
37	Lloyd, Ahrod*	RB
67	Love, Christian	DL
52	Love, DaVondre***	OL
74	Marozas, Nick	OL
13	Marshall, Miles*	WR
27	Matthews, Devon*	DB
59	McCabe, Gavin	DL
47	McFadden, Micah*	LB
15	Merrill, Zack	QB
8	Miller, James*	LB
3	Mullen, Tiawan	DB
50	Nofoagatoto'a, Sio	DL

No.	Name	Pos.	Ht.	Wt.	Cl./Elg.	Hometown/Last School
57	Crider, Harry**	OL	6-4	311	Jr./Jr.	Columbus, Ind./Columbus East
58	Ostrowski, Jake	DL	6-4	242	Jr./So.	Fort Wayne, Ind./Ball State University
59	McCabe, Gavin	DL	6-4	278	So./Fr.	Oak Lawn, Ill./Marist
60	Limbach, Jacob	LS	6-1	212	Sr./Jr.	Greenwood, Ind./University of Indianapolis
61	Tamis, Ricky	OL	6-3	316	Fr./Fr.	Miami Beach, Fla./Miami Beach Senior
65	Altamari, Dominic	OL	6-4	334	Jr./So.	Cincinnati, Ohio/St. Xavier
66	Rafferty, Aidan	OL	6-6	316	So./Fr.	Kensington, Md./Gonzaga College
67	Love, Christian	DL	6-0	291	So./Fr.	Detroit, Mich./Detroit Country Day School
68	Littlejohn, Hunter***	OL	6-3	315	Sr./5th	Powell, Ohio/Olentangy Liberty
69	Everett, Gavin**	DL	6-3	265	Sr./5th	Center Grove, Ind./Western Illinois University
70	Schulz, Peter	OL	6-2	260	Fr./Fr.	Franklin, Mich./Brother Rice
72	Stepaniak, Simon***	OL	6-4	321	Sr./5th	Hamilton, Ohio/Ross
73	Weaver, Tim	OL	6-5	309	Fr./Fr.	Hellertown, Pa./Saucon Valley
74	Marozas, Nick	OL	6-5	301	So./Fr.	Chicago, Ill./Brother Rice
76	Bedford, Matthew	OL	6-6	307	Fr./Fr.	Cordova, Tenn./Cordova
77	Jones, Caleb*	OL	6-8	358	Jr./So.	Indianapolis, Ind./Lawrence North
78	Beery, Britt*	OL	6-6	313	Jr./So.	Carmel, Ind./Carmel
79	O'Connor, Charlie	OL	6-2	308	So./Fr.	Western Springs, Ill./Lyons Township
80	Brown, Da'Shaun	WR	6-2	180	Fr./Fr.	Racine, Wis./St. Catherine's
81	Cooper, Gary	TE	6-2	235	Fr./Fr.	Miami, Fla./Christopher Columbus
82	Justus, Logan*	K	5-11	182	Sr./5th	McCordsville, Ind./Mt. Vernon
82	Harris, Christian	WR	6-3	190	Sr./Jr.	Wheaton, Ill./College of DuPage (Ill.)
83	Parker, Bryan	WR	5-11	190	Jr./Jr.	Whitewater, Wis./College of DuPage (Ill.)
83	King, Asher	P	6-2	201	Fr./Fr.	Westfield, Ind./Heritage Christian
84	Ivy Jr., Turon	TE	6-5	257	So./Fr.	Chicago, Ill./Marist
85	Ray, McCall	WR	5-11	197	Fr./Fr.	Bedford, Ind./Bedford-North Lawrence
86	Hendershot, Peyton**	TE	6-4	255	Jr./So.	North Salem, Ind./Tri-West
87	Ziemba, Michael**	DL	6-3	256	Jr./Jr.	Sanford, Fla./Lake Mary
87	Cardillo, Jack	K	6-1	171	Jr./So.	Evergreen, Colo./Evergreen
88	Berry, Justin**	WR	6-0	201	Sr./Jr.	Charleston, S.C./West Ashley
89	Bjorson, Matt*	TE	6-3	249	So./So.	Hinsdale, Ill./Hinsdale Central
90	Smolar, Jared*	K	5-11	202	Sr./Jr.	Valparaiso, Ind./Rutgers University
90	Schneider, Connor	DL	6-2	259	Jr./So.	Granger, Ind./Northern Illinois University
91	Passmore, Jeremy	DL	6-3	270	Fr./Fr.	Miami, Fla./Christopher Columbus
92	Bryant, Alfred*	DL	6-2	258	Jr./So.	Fresno, Texas/Manvel
92	Wyatt, Chase	P	5-11	189	So./Fr.	Noblesville, Ind./Noblesville
93	Harris, Juan*	DL	6-3	350	Jr./So.	Chicago, Ill./Independence C.C. (Kan.)
93	Campbell, Charles	K	5-9	173	So./Fr.	Jackson, Tenn./University School of Jackson
94	Whitehead, Haydon**	P	6-2	215	Sr./5th	Melbourne, Australia/McKinnon Secondary
94	Elliott, Demarcus	DL	6-3	328	So./So.	Garden City, Kan./Garden City C.C. (Kan.)
95	Whitner Jr., Antoine	DL	6-5	305	Fr./Fr.	Bradenton, Fla./IMG Academy
95	Wracher, Sean	LS	6-4	223	Fr./Fr.	Akron, Ohio/Saint Ignatius
96	Jones, Shamar*	DL	6-1	278	So./Fr.	Johnstown, Pa./Greater Johnstown
97	Reece, Tramar*	DL	6-4	257	Jr./So.	Clearwater, Fla./Clearwater
98	Johnson, Jerome**	DL	6-3	294	Sr./Jr.	Bassfield, Miss./Bassfield
99	Stallings IV, Allen***	DL	6-2	246	Sr./Sr.	Maywood, Ill./Oak Park and River Forest
99	Snyder, Nathanael	K	6-1	204	Sr./Jr.	Greenwood, Ind./Center Grove

* - indicates number of varsity letters earned at Indiana

No.	Name	Pos.
49	Norris, Madison*	DL
51	Nworah, Mackenzie**	OL
79	O'Connor, Charlie	OL
58	Ostrowski, Jake	DL
83	Parker, Bryan	WR
91	Passmore, Jeremy	DL
9	Penix Jr., Michael*	QB
55	Person, C.J.	DL
1	Philyor, Whop**	WR
21	Pierre, Noah*	DB
66	Rafferty, Aidan	OL
12	Ramsey, Peyton**	QB
85	Ray, McCall	WR
97	Reece, Tramar*	DL
28	Riggins, A'Shon***	DB
41	Robbins, Beau	DL
19	Sanguinetti, Josh	DB
90	Schneider, Connor	DL
70	Schulz, Peter	OL
8	Scott III, Stevie*	RB
19	Shayotovich, Luke	WR
33	Sidari, Dominick	TE
43	Slusher, Samuel*	DB
90	Smolar, Jared*	K
99	Snyder, Nathanael	K
99	Stallings IV, Allen***	DL
72	Stepaniak, Simon***	OL
61	Tamis, Ricky	OL
2	Taylor, Reese*	DB
38	Thomas, Connor*	RB
35	Thomas, DeKaleb	DB
48	Tolbert IV, Robert	LB
13	Tracy III, Larry	DB
14	Tuttle, Jack	QB
23	Walker Jr., Ronnie*	RB
53	Walker II, Stephen	DL
73	Weaver, Tim	OL
15	Westbrook, Nick***	WR
94	Whitehead, Haydon**	P
95	Whitner Jr., Antoine	DL
40	Williams Cameron	LB
23	Williams, Jaylin*	DB
25	Wilson, Cam	WR
95	Wracher, Sean	LS
92	Wyatt, Chase	P
87	Ziemba, Michael**	DL

* - indicates number of varsity letters earned at Indiana

COACHING STAFF

Tom Allen - Head Coach
 Kalen DeBoer - Associate Head Coach/OC/QB
 Mark Hagen - Co-Defensive Coordinator/DL
 Mike Hart - Assistant Head Coach/RB
 Grant Heard - Passing Game Coordinator/WR
 Darren Hiller - Run Game Coordinator/OL
 William Inge - Special Teams Coordinator
 Brandon Shelby - CB
 Nick Sheridan - TE
 Kasey Teegardin - S
 Kane Wommack - Defensive Coordinator/LB

BY POSITION

Offensive Line (18)

65 Altimari, Dominic
76 Bedford, Matthew
78 Beery, Britt
57 Crider, Harry
54 Cronk, Coy
77 Jones, Caleb
56 Katic, Mike
55 Lane, Luke
68 Littlejohn, Hunter
52 Love, DaVondre
74 Marozas, Nick
51 Nworah, Mackenzie
79 O'Connor, Charlie
66 Rafferty, Aidan
70 Schulz, Peter
72 Stepaniak, Simon
61 Tamis, Ricky
73 Weaver, Tim

Wide Receivers (15)

88 Berry, Justin
80 Brown, Da'Shaun
10 Ellis, David
3 Fryfogle, Ty
6 Hale, Donovan
82 Harris, Christian
18 Hewitt, Jacobly
17 Jakes, Jordan
13 Marshall, Miles
83 Parker, Bryan
1 Philyor, Whop
85 Ray, McCall
19 Shayotovich, Luke
15 Westbrook, Nick
25 Wilson, Cam

Running Backs (6)

34 Ervin-Poindexter, Davion
24 James, Sampson
37 Lloyd, Ahrod
8 Scott III, Stevie
38 Thomas, Connor
23 Walker Jr., Ronnie

Tight Ends (6)

39 Barnes, Ryan
89 Bjorson, Matt
81 Cooper, Gary
86 Hendershot, Peyton
84 Ivy Jr., Turon
33 Sidari, Dominick

Quarterbacks (6)

16 Gremel, Grant
25 Jontz, Will
15 Merrill, Zack
9 Penix Jr., Michael
12 Ramsey, Peyton
14 Tuttle, Jack

Defensive Line (22)

92 Bryant, Alfred
94 Elliott, Demarcus
69 Everett, Gavin
93 Harris, Juan
6 Head Jr., James
98 Johnson, Jerome
96 Jones, Shamar
18 King, Jonathan
67 Love, Christian
59 McCabe, Gavin
50 Nofoagatoto'a, Sio
49 Norris, Madison
58 Ostrowski, Jake
91 Passmore, Jeramy
55 Person, C.J.
97 Reece, Tramar
41 Robbins, Beau
90 Schneider, Connor
99 Stallings IV, Allen
53 Walker II, Stephen
95 Whitner Jr., Antoine
87 Ziemba, Michael

Defensive Backs (21)

9 Ball, Marcelino
38 Boyd, Jeremy
14 Brown Jr., Andre
29 Bryant, Khalil
5 Burgess, Juwan
26 Cohen, Gabe
20 Daniels Jr., Joseph
31 Fitzgerald, Bryant
22 Johnson, Jamar
30 Jusevitch, Jordan
17 Layne, Raheem
27 Matthews, Devon
1 Mullen, Tiawan
21 Pierre, Noah
28 Riggins, A'Shon
19 Sanguinetti, Josh
43 Slusher, Samuel
2 Taylor, Reese
35 Thomas, DeKaleb
13 Tracy III, Larry
23 Williams, Jaylin

Linebackers (9)

44 Allen, Thomas
42 Bonhomme, D.K.
46 Casey, Aaron
4 Jones, Cam
7 Jones, Reakwon
47 McFadden, Micah
8 Miller, James
48 Tolbert IV, Robert
40 Williams, Cameron

Kickers (5)

93 Campbell, Charles
87 Cardillo, Jack
82 Justus, Logan
90 Smolar, Jared
99 Snyder, Nathanael

Long Snappers (2)

60 Limbach, Jacob
95 Wracher, Sean

Punters (3)

83 King, Asher
94 Whitehead, Haydon
92 Wyatt, Chase

BY ELIGIBILITY

Fifth-Year Seniors (10)

14 Brown Jr., Andre
69 Everett, Gavin
6 Hale, Donovan
7 Jones, Reakwon
82 Justus, Logan
68 Littlejohn, Hunter
52 Love, DaVondre
72 Stepaniak, Simon
15 Westbrook, Nick
94 Whitehead, Haydon

Seniors (4)

29 Bryant, Khalil
54 Cronk, Coy
28 Riggins, A'Shon
99 Stallings IV, Allen

Redshirt Juniors (12)

9 Ball, Marcelino
88 Berry, Justin
26 Cohen, Gabe
82 Harris, Christian
98 Johnson, Jerome
60 Limbach, Jacob
51 Nworah, Mackenzie
12 Ramsey, Peyton
33 Sidari, Dominick
90 Smolar, Jared
99 Snyder, Nathanael
38 Thomas, Connor

Juniors (6)

57 Crider, Harry
3 Fryfogle, Ty
17 Layne, Raheem
83 Parker, Bryan
1 Philyor, Whop
87 Ziemba, Michael

Redshirt

Sophomores (17)

44 Allen, Thomas
65 Altimari, Dominic
78 Beery, Britt
38 Boyd, Jeremy
92 Bryant, Alfred
5 Burgess, Juwan
87 Cardillo, Jack
31 Fitzgerald, Bryant
93 Harris, Juan
86 Hendershot, Peyton
77 Jones, Caleb
37 Lloyd, Ahrod
58 Ostrowski, Jake
97 Reece, Tramar
90 Schneider, Connor
43 Slusher, Samuel
25 Wilson, Cam

Sophomores (11)

89 Bjorson, Matt
94 Elliott, Demarcus
6 Head Jr., James
22 Johnson, Jamar
4 Jones, Cam
27 Matthews, Devon
47 McFadden, Micah
8 Scott III, Stevie
2 Taylor, Reese
23 Walker Jr., Ronnie
23 Williams, Jaylin

Redshirt Freshmen (25)

39 Barnes, Ryan
93 Campbell, Charles
46 Casey, Aaron
20 Daniels Jr., Joseph
34 Ervin-Poindexter, Davion
18 Hewitt, Jacobly
84 Ivy Jr., Turon
96 Jones, Shamar
30 Jusevitch, Jordan
18 King, Jonathan
67 Love, Christian
74 Marozas, Nick
13 Marshall, Miles
59 McCabe, Gavin
8 Miller, James
49 Norris, Madison
79 O'Connor, Charlie
9 Penix Jr., Michael
21 Pierre, Noah
66 Rafferty, Aidan
19 Shayotovich, Luke
35 Thomas, DeKaleb
48 Tolbert IV, Robert
14 Tuttle, Jack
92 Wyatt, Chase

True Freshmen (28)

76 Bedford, Matthew
42 Bonhomme, D.K.
80 Brown, Da'Shaun
81 Cooper, Gary
10 Ellis, David
16 Gremel, Grant
17 Jakes, Jordan
24 James, Sampson
25 Jontz, Will
56 Katic, Mike
83 King, Asher
55 Lane, Luke
15 Merrill, Zack
1 Mullen, Tiawan
50 Nofoagatoto'a, Sio
91 Passmore, Jeramy
55 Person, C.J.
85 Ray, McCall
41 Robbins, Beau
19 Sanguinetti, Josh
70 Schulz, Peter
61 Tamis, Ricky
13 Tracy III, Larry
53 Walker II, Stephen
73 Weaver, Tim
94 Whitner Jr., Antoine
40 Williams, Cameron
95 Wracher, Sean

BY STATE/COUNTRY

Indiana (34)

39 Barnes, Ryan
78 Beery, Britt
38 Boyd, Jeremy
57 Crider, Harry
54 Cronk, Coy
34 Ervin-Poindexter, Davion
69 Everett, Gavin
31 Fitzgerald, Bryant
16 Gremel, Grant
86 Hendershot, Peyton
24 James, Sampson
77 Jones, Caleb
30 Jusevitch, Jordan
82 Justus, Logan
60 Limbach, Jacob
37 Lloyd, Ahrod
83 King, Asher
15 Merrill, Zack
49 Norris, Madison
58 Ostrowski, Jake
85 Ray, McCall
41 Robbins, Beau
90 Schneider, Connor
19 Shayotovich, Luke
43 Slusher, Samuel
90 Smolar, Jared
99 Snyder, Nathanael
2 Taylor, Reese
35 Thomas, DeKaleb
13 Tracy III, Larry
53 Walker II, Stephen
40 Williams, Cameron
25 Wilson, Cam
92 Wyatt, Chase

Florida (24)

44 Allen, Thomas
29 Bryant, Khalil
5 Burgess, Juwan
81 Cooper, Gary
6 Hale, Donovan
6 Head Jr., James
22 Johnson, Jamar
7 Jones, Reakwon
18 King, Jonathan
17 Layne, Raheem
27 Matthews, Devon
47 McFadden, Micah
8 Miller, James
1 Mullen, Tiawan
91 Passmore, Jeramy
9 Penix Jr., Michael
1 Philyor, Whop
21 Pierre, Noah
97 Reece, Tramar
19 Sanguinetti, Josh
15 Westbrook, Nick
94 Whitner Jr., Antoine
87 Ziemba, Michael

Illinois (9)

89 Bjorson, Matt
82 Harris, Christian
93 Harris, Juan
84 Ivy Jr., Turon
74 Marozas, Nick
59 McCabe, Gavin
79 O'Connor, Charlie
99 Stallings IV, Allen
33 Sidari, Dominick

Ohio (7)

65 Altimari, Dominic
55 Lane, Luke
68 Littlejohn, Hunter
12 Ramsey, Peyton
28 Riggins, A'Shon
72 Stepaniak, Simon
95 Wracher, Sean

Georgia (6)

9 Ball, Marcelino
14 Brown Jr., Andre
46 Casey, Aaron
20 Daniels Jr., Joseph
17 Jakes, Jordan
13 Marshall, Miles

Tennessee (6)

76 Bedford, Matthew
93 Campbell, Charles
18 Hewitt, Jacobly
4 Jones, Cam
38 Thomas, Connor
23 Williams, Jaylin

Michigan (4)

10 Ellis, David
25 Jontz, Will
67 Love, Christian
70 Schulz, Peter

Pennsylvania (3)

96 Jones, Shamar
56 Katic, Mike
73 Weaver, Tim

Texas (3)

92 Bryant, Alfred
51 Nworah, Mackenzie
48 Tolbert IV, Robert

Mississippi (2)

3 Fryfogle, Ty
98 Johnson, Jerome

New York (2)

26 Cohen, Gabe
8 Scott III, Stevie

Wisconsin (2)

80 Brown, Da'Shaun
83 Parker, Bryan

Alabama (1)

55 Person, C.J.

California (1)

14 Tuttle, Jack

Colorado (1)

87 Cardillo, Jack

Kansas (1)

94 Elliott, Demarcus

Maryland (1)

66 Rafferty, Aidan

Missouri (1)

52 Love, DaVondre

South Carolina (1)

88 Berry, Justin

Virginia (1)

23 Walker Jr., Ronnie

American Samoa (1)

50 Nofoagatoto'a, Sio

Australia (1)

94 Whitehead, Haydon

Ontario (1)

42 Bonhomme, D.K.

Indiana University's football program receives some of the most extensive media coverage in the country. Learfield IMG College holds the exclusive rights as IU's official radio outlet.



DON FISCHER

This marks the 47th year that Don Fischer has been the radio play-by-play "voice" of Indiana University football and men's basketball games. He shares the second-longest football radio tenure in the nation. The past 33 years, Fischer has worked as an

independent contractor and is currently serving the Indiana University Radio Network owned by Learfield IMG College out of Plano, Texas.

In addition to broadcasting the games, Fischer hosts the weekly coaches radio talk shows for both the football and men's basketball programs. Fischer also offers stations a weekly talk show about IU football and basketball that airs in several markets around the state during the school year.

Fischer does freelance sportscasting, which included handling for 23 years the pre-season television play-by-play for the NFL's Indianapolis Colts (1995-2017).

During his 46 years with IU, Fischer has been named Indiana Sportscaster of the Year 30 times by two different organizations. The National Sportscasters and Sportswriters Association has awarded him 26 times, while the Indiana Sportswriters and Sportscasters Association has named him its honoree four times.

He received the inaugural Woody Durham College Voice Award from the National Sports Media Association, the University of North Carolina and Learfield Sports in June of 2018.

In October of 2010, Fischer was one of eight inductees into the Indiana Broadcast Pioneers Richard M. Fairbanks Hall of Fame. The Indiana Sportswriters and Sportscasters Association (ISSA) inducted Fischer into the ISSA Hall of Fame in 2004.

He has won several awards for best play-by-play performance, and he has been honored by Indiana University with the J.W. Bill Orwig Medal, that goes to non-alumni for distinguished service to the University.

Fischer also has been named an Honorary "I" Man. In addition, the City of Indianapolis, and the State of Indiana have each honored Fischer with a special "Recognition Day" for his service and abilities as the play-by-play broadcaster for IU.

He has broadcast over 1,900 Indiana University games - a total that includes 10 bowl games, four NCAA basketball championship games and two N.I.T. championship games.

From 1973 through 1987, he worked for ABC Radio, Canada's CBC and several additional major market radio stations, including WIRE in Indianapolis, as their source for reports during the month of May coverage of the Indianapolis 500. During that period, Fischer also served WIRE and Network Indiana, a statewide news network, as their sports director.

A native of Rochelle, Ill., Fischer has been in the radio business for 53 years. His previous broadcast experience includes stops in Butte, Mont.; Ottawa, Ill.; Springfield, Ill.; and Terre Haute, Ind.

Fischer has four sons and 12 grandchildren. Don and his wife, Susy, reside in Greenwood, Ind.



BUCK SUHR

Buck Suhr is entering his 15th season as the color commentator and analyst for Indiana University football.

Suhr was a member of the Hoosier football program for 18 years as a running backs coach and administrator. He spent 12 seasons (1984-95)

as running backs coach under IU's all-time winningest coach, Bill Mallory.

After his stint as a coach, where he tutored All-America selections Anthony Thompson and Vaughn Dunbar, Suhr was named administrative assistant to the head coach and athletic director from 1996-2001.

As running backs coach, Suhr helped direct one of the nation's most productive rushing attacks. From 1984-95, the Hoosiers had three different 1,000-yard rushers who topped that mark on six separate occasions. In 1988, the IU offense rushed for a then-school record 2,963 yards.

During his tenure, Suhr coached Thompson, the 1989 Heisman Trophy runner-up, along with Dunbar and Alex Smith, the 1994 UPI National Freshman of the Year.

Suhr and his wife, Jane, are the parents of one son, Errek, and the deceased Jenny Suhr. Errek played in 74 games and earned four letters as a guard for the IU men's basketball program from 2004-07.

They have four grandchildren: Addy, Hayden, Taylor and Mack.



JOE SMITH

Joe Smith is in his 36th year with the IU Radio Network. He has handled pre-game, halftime, and post-game duties for Indiana football and men's basketball since 1983.

Smith, the sports director of WGCL-AM 1370 in Bloomington, is in his 50th year of radio broadcasting in Bloomington. He began his broadcasting career in 1969 at WAIK Radio in Galesburg, Ill. From 1973-89, Smith worked on "RFD-4 Agri-Business Show" on WTTV-4 with the late Bob Cook. In 1998, Smith was named Indiana Sportscaster of the Year and in April 2003, he was inducted into the Indiana Sportswriters/Sportscasters Hall of Fame. Smith handled the IU TV Warmup Shows from 1978-82 and hosted several IU Coaches Shows from 1983-96 and again from 2002-04.

In June 2004, Smith received the J.W. Bill Orwig Medal that goes to non-alumni for distinguished service to the University.

Smith has two children, both of whom are Indiana University graduates. Jeff, currently resides in Brownsburg, Ind., with his wife, Kristen, and their sons, Jayden, Kaleb and Logan. Joe's daughter, Jamie, and her husband, Eric, currently reside in Bloomington with their son, Ethan and two daughters, Emerson and Carolina.

RADIO AFFILIATES

Bedford - 105.5 WQRK-FM
Bloomington - 105.1 WHCC-FM
Boonville - 1540 WBNL-AM
Columbus - 102.9 WXCH-FM
Evansville - 97.7 WREF-FM
Fort Wayne - 1250 WGL-AM
French Lick - 100.1 WFLQ-FM
Indianapolis - 1070 WFNI-AM
Indianapolis - 107.5 WFNI-FM
Indianapolis - 93.1 WIBC-FM

Jasper - 104.7 WITZ-FM
Jeffersonville - 1450 WXVW-AM
Kendallville - 1140 WAWK-AM
Kendallville - 95.5 WAWK-FM
Kokomo - 1350 WIOU-AM
Ligonier - 102.7 WAOR-FM
Linton - 93.3 WQTY-FM
Loogootee - 94.5 WRZR-FM
Louisville - 1450 WXVW-AM
Madison - 1270 WXGO-AM

Madison - 96.7 WORX-FM
Marion - 1400 WBAT-AM
Michigan City - 95.9 WEFM-FM
Mount Vernon - 106.7 WYFX-FM
Richmond - 95.3 WHON-AM
Salem - 1220 WSLM-AM
Salem - 97.9 WSLM-FM
Seymour - 92.7 WXKU-FM
South Bend - 103.1 WHME-FM
Tell City - 1230 WTCJ-AM

Tell City - 91.5 WTCJ-FM
Terre Haute - 105.5 WZJKI-FM
Vincennes - 92.1 WZDM-FM
Nationwide - Sirius XM
Worldwide - Sidearm Sports
Worldwide - Tuneln

*** Affiliates Subject To Change**

THE LAST TIME...

YARDS**A Team Gained 500 Total Yards:**

INDIANA: Eastern Illinois (555), 9/7/19
OPPONENT: Ohio State (520), 9/14/19

A Team Gained 600 Total Yards:

INDIANA: Maryland (650), 10/29/16
OPPONENT: at Ohio State (609), 10/6/18

A Team Gained Less Than 200 Total Yards:

INDIANA: at Michigan (191), 11/1/14
OPPONENT: Connecticut (145), 9/21/19

An Individual Gained 400 Total Yards:

INDIANA: Wake Forest, Richard Lagow (488), 9/24/16
OPPONENT: at Ohio State, Dwayne Haskins (462), 10/6/18

PASSING**An Individual Attempted 40 Passes:**

INDIANA: at Michigan State, Michael Penix Jr. (42), 9/28/19
OPPONENT: vs. Ball State, Drew Plitt (41), 8/31/19

An Individual Attempted 50 Passes:

INDIANA: Purdue, Peyton Ramsey (51), 11/24/18
OPPONENT: at Virginia, K. Benkert (66), 9/9/17

An Individual Completed 20 Passes:

INDIANA: at Michigan State, Michael Penix Jr. (33), 9/28/19
OPPONENT: vs. Ball State, Drew Plitt (26), 8/31/19

An Individual Completed 30 Passes:

INDIANA: at Michigan State, Michael Penix Jr. (33), 9/28/19
OPPONENT: at Ohio State, Dwayne Haskins (33), 10/6/18

An Individual Passed For 300 Yards:

INDIANA: vs. Ball State, Michael Penix Jr. (326), 8/31/19
OPPONENT: at Michigan State, Brian Lewerke (300), 9/28/19

An Individual Passed For 400 Yards:

INDIANA: Ohio State, Richard Lagow (410), 8/31/17
OPPONENT: at Ohio State, Dwayne Haskins (455), 10/6/18

An Individual Threw Four Touchdown Passes:

INDIANA: at Purdue, Nate Sudfeld (4), 11/28/15
OPPONENT: Iowa, Nate Stanley (6), 10/13/18

An Individual Threw Five Touchdown Passes:

INDIANA: Purdue, Tre Roberson (6), 11/30/13
OPPONENT: Iowa, Nate Stanley (6), 10/13/18

An Individual Threw Six Touchdown Passes:

INDIANA: Purdue, Tre Roberson (6), 11/30/13
OPPONENT: Iowa, Nate Stanley (6), 10/13/18

A Team Had 10 or Fewer Passing Attempts:

INDIANA: at Michigan (8), 11/1/14
OPPONENT: Charleston Southern (10), 10/7/17

A Team Had Five Or Fewer Completions:

INDIANA: at Michigan (5), 11/1/14
OPPONENT: Charleston Southern (0), 10/7/17

A Team Had Zero Completions:

OPPONENT: Charleston Southern (0), 10/7/17

A Team Had Zero Yards Passing:

OPPONENT: Charleston Southern (0), 10/7/17

A Team Had Fewer Than 50 Yards Passing:

INDIANA: at Michigan (24), 11/1/14
OPPONENT: Charleston Southern (0), 10/7/17

A Team Had Fewer Than 100 Yards Passing:

INDIANA: Penn State (68), 11/8/14
OPPONENT: Connecticut (94), 9/21/19

RUSHING**An Individual Attempted 40 Rushes:**

INDIANA: at Penn State, BenJarvus Green-Ellis (42), 11/15/03
OPPONENT: Michigan State, Javon Ringer (44), 9/27/08

An Individual Attempted 50 Rushes:

INDIANA: at Wisconsin, Anthony Thompson (52), 11/11/89
OPPONENT: Michigan State, Lorenzo White (56), 11/14/87

An Individual Rushed For 100 Yards:

INDIANA: Purdue, Stevie Scott III (104), 11/24/18
OPPONENT: Ohio State, Dobbins (193) & Teague (106), 9/14/19

An Individual Rushed For 150 Yards:

INDIANA: Virginia, Stevie Scott III (204), 9/8/18
OPPONENT: Ohio State, J.K. Dobbins (193), 9/14/49

An Individual Rushed For 200 Yards:

INDIANA: Virginia, Stevie Scott III (204), 9/8/18
OPPONENT: Maryland, Anthony McFarland (210), 11/10/18

An Individual Rushed For 300 Yards:

INDIANA: at Rutgers, Tevin Coleman (307), 11/15/14
OPPONENT: Penn State, Larry Johnson (327), 11/16/02

Two Or More Players Had 100 Yards Rushing In Same Game:

INDIANA: Rutgers, Morgan Ellison (149) & Cole Gest (104), 11/18/17
OPPONENT: Ohio State, Dobbins (193) & Teague (106), 9/14/19

A Team Rushed For Over 300 Yards:

INDIANA: Maryland (414), 10/29/16
OPPONENT: Ohio State (306), 9/14/19

A Team Rushed For Over 400 Yards:

INDIANA: Maryland (414), 10/29/16
OPPONENT: at Wisconsin (554), 11/16/13

A Team Rushed For Over 450 Yards:

INDIANA: Indiana State (455), 8/30/14
OPPONENT: at Wisconsin (554), 11/16/13

A Team Was Held To Under 50 Yards Rushing:

INDIANA: Ohio State (42), 9/14/19
OPPONENT: at Illinois (33), 11/11/17

A Team Was Held To Under 100 Yards Rushing:

INDIANA: vs. Michigan State (70), 9/28/19
OPPONENT: Connecticut (51), 9/21/19

A Team Had Fewer Than 25 Rushing Attempts:

INDIANA: at Ohio State (21), 10/6/18
OPPONENT: Connecticut (22), 9/21/19

An Individual Scored On A Run Of 60 Yards:

INDIANA: Rutgers, Devine Redding (66), 10/17/15
OPPONENT: Michigan State, Jalen Nailor (75), 9/22/18

An Individual Scored On A Run Of 70 Yards:

INDIANA: Rutgers, Zander Diamont (79), 10/17/15
OPPONENT: Michigan State, Jalen Nailor (75), 9/22/18

An Individual Scored On A Run Of 80 Yards:

INDIANA: at Ohio State, Tevin Coleman (90), 11/22/14
OPPONENT: Duke, Wilson (85), 12/26/15

An Individual Ran For Three Touchdowns:

INDIANA: Southern Illinois, Jordan Howard (3), 9/5/15
OPPONENT: Michigan, Karan Higdon (3), 10/14/17

An Individual Had Back-To-Back 100-Yard Rushing Games:

INDIANA: Stevie Scott III, Maryland (103), 11/10/18, at Michigan (139), 11/17/18, Purdue (104), 11/24/18

An Individual Had Back-To-Back 150-Yard Rushing Games:

INDIANA: Jordan Howard, Iowa (174), 11/7/15; Michigan (238), 11/14/15

An Individual Had Back-To-Back 200-Yard Rushing Games:

INDIANA: Tevin Coleman, at Rutgers (307), 11/15/14; at Ohio State (228), 11/22/14

RECEIVING**An Individual Caught 10-Or-More Passes:**

INDIANA: at Michigan State, Whop Philyor (14), 9/28/19
OPPONENT: Purdue, Rondale Moore (12), 11/24/18

Two Individuals Caught 10-Or-More Passes:

INDIANA: at Maryland, Philyor (13), Timian (13) & Cobbs (10), 10/28/17

Three Individuals Caught 10-Or-More Passes:

INDIANA: at Maryland, Philyor (13), Timian (13) & Cobbs (10), 10/28/17

An Individual Caught 10-Or-More Passes In Consecutive Games:

INDIANA: James Hardy, vs. Illinois (10), 10/8/05; at Iowa (12), 10/15/05

An Individual Had 100 Yards Receiving In A Game:

INDIANA: at Michigan State, Whop Philyor (142), 9/28/19
OPPONENT: at Michigan State, Darrell Stewart (117), 9/28/19

Two Individuals Had 100 Yards Receiving In A Game:

INDIANA: at Ohio State, Harris (104) & Westbrook (109), 10/6/18

An Individual Had 150 Yards Receiving In A Game:

INDIANA: Wake Forest, Ricky Jones (208), 9/24/16
OPPONENT: Rutgers, Leonte Carroo (157), 10/17/15

An Individual Had 200 Yards Receiving In A Game:

INDIANA: Wake Forest, Ricky Jones (208), 9/24/16
OPPONENT: Illinois, Steve Hull (224), 11/9/13

An Individual Had Back-To-Back 100-Yard Receiving Games:

INDIANA: Ricky Jones, Wake Forest (208), 9/24/16; Michigan State (124), 10/1/16

An Individual Had Three Straight 100-Yard Receiving Games:

INDIANA: Cody Latimer, Bowling Green (137), 9/14/13; Missouri (136), 9/21/13; Penn State (140), 10/5/13

An Individual Scored On A 60-Yard Reception:

INDIANA: Eastern Illinois, Ronnie Walker Jr. (64), 9/7/19
OPPONENT: at Minnesota, Rashod Bateman (67), 10/26/18

An Individual Scored On A 70-Yard Reception:

INDIANA: vs. Ball State, Nick Westbrook (75), 8/31/19
OPPONENT: at Ohio State, P. Campbell (71), 10/6/18

An Individual Scored On An 80-Yard Reception:

INDIANA: at Wisconsin, James Hardy (83), 10/1/05
OPPONENT: Michigan State, R.J. Shelton (86), 10/1/16

An Individual Caught Two Touchdown Passes:

INDIANA: at Michigan State, Whop Philyor (2), 9/28/19
OPPONENT: at Michigan State, Darrell Stewart (2), 9/28/19

An Individual Caught Three Touchdown Passes:

INDIANA: Purdue, Shane Wynn (3), 11/30/13
OPPONENT: at Penn State, D. Hamilton (3), 9/30/17

An Individual Caught Four Touchdown Passes:

INDIANA: Michigan State, James Hardy (4), 10/28/06
OPPONENT: Michigan, Jehu Chesson (4), 11/14/15

SCORING

An Individual Scored Three Touchdowns:

INDIANA: Michigan, Jordan Howard (3), 11/14/15
OPPONENT: Michigan, Karan Higdon (3), 10/14/17

An Individual Scored Four Touchdowns:

INDIANA: Michigan State, James Hardy (4), 10/28/06
OPPONENT: Michigan, Jehu Chesson (4), 11/14/15

An Individual Accounted For Six Touchdowns:

INDIANA: Purdue, Tre Roberson (6 Passing), 11/30/13

An Individual Scored A Rushing & Receiving Touchdown In The Same Game:

INDIANA: at Rutgers, Devine Redding, 11/5/16
(1 rush, 1 receiving)
OPPONENT: Ohio State, J.K. Dobbins, 9/14/19 (1 rush, 1 receiving)

An Individual Scored On A Two-Point Conversion:

INDIANA: vs. Ball State, Peyton Hendershot (catch), 8/31/19
OPPONENT: Ohio State, J.T. Barrett (rush), 8/31/17

A Team Scored A Safety:

INDIANA: at Maryland, Allen Stallings IV (sack), 10/28/17
OPPONENT: Purdue, 11/26/16

A Team Recorded A Shutout:

INDIANA: Eastern Illinois (52-0), 9/7/19
OPPONENT: at Michigan (58-0), 10/14/00

A Team Scored 28 Points In A Quarter:

INDIANA: Rutgers (28 - 3rd quarter), 10/17/15
OPPONENT: at Penn State (28 - 1st quarter), 9/30/17

A Team Scored 30 Points In A Half:

INDIANA: Eastern Illinois (35 - 1st half), 9/7/19
OPPONENT: Ohio State (30 - 1st half), 9/14/19

A Team Scored 40 Points In A Half:

INDIANA: Indiana State (45 - 1st half), 8/29/13
OPPONENT: at Purdue (42 - 2nd half), 11/24/12

FIELD GOALS

An Individual Kicked Three Field Goals:

INDIANA: vs. Ball State, Logan Justus (4), 8/31/19
OPPONENT: at Michigan, Jake Moody (6), 11/17/18

An Individual Kicked Four Field Goals:

INDIANA: vs. Ball State, Logan Justus (4), 8/31/19
OPPONENT: at Michigan, Jake Moody (6), 11/17/18

An Individual Kicked A 50-Yard Field Goal:

INDIANA: vs. Ball State, Logan Justus (50), 8/31/19
OPPONENT: Duke, Ross Martin (52), 12/26/15

DEFENSE

An Individual Made 10 Tackles:

INDIANA: vs. Ball State, Reakwon Jones (11), Marcelino Ball (10), 8/31/19
OPPONENT: vs. Michigan State, Kenny Willekes (12), 9/28/19

An Individual Made 15 Tackles:

INDIANA: Wisconsin, Chase Dutra (15), 11/4/17
OPPONENT: at FIU, Sage Lewis (18), 9/1/18

An Individual Made 20 Tackles:

INDIANA: at Michigan State, Austin Thomas (22), 10/13/07
OPPONENT: at Wisconsin, Nick Greisen (20), 10/6/01

An Individual Had Two Fumble Recoveries:

INDIANA: Ball State, Jonathan Crawford (2), 9/13/16

An Individual Had Two Forced Fumbles:

INDIANA: Maryland, Marcus Oliver (2), 10/29/16

An Individual Had Two Interceptions:

INDIANA: Purdue, Jonathan Crawford (2), 11/26/16
OPPONENT: Purdue, Bailey Markus (2), 11/26/16

An Individual Had Three Interceptions:

INDIANA: at Michigan, Greg Yeldell (3), 10/24/98
OPPONENT: Iowa, Grant Steen (3), 10/19/02

THE LAST TIME...

An Individual Recorded 2.0 Sacks

INDIANA: Michigan State, Marcelino Ball (2.0), 9/22/18
OPPONENT: Ohio State, Chase Young (2.0), 9/14/19

An Individual Recorded 3.0 Sacks

INDIANA: at Penn State, Tegrays Scales (3.0), 9/30/17
OPPONENT: Penn State, Shaka Toney (4.0), 10/20/18

An Individual Recorded 4.0 Sacks

INDIANA: Central Michigan, Matt Mayberry (4.0), 11/1/08
OPPONENT: Penn State, Shaka Toney (4.0), 10/20/18

SPECIAL TEAMS

An Individual Scored On A Punt Return:

INDIANA: Ball State, J-Shun Harris II (86), 9/15/18
OPPONENT: at Maryland, D. Savage (16, blocked), 10/28/17

An Individual Scored On A Kickoff Return:

INDIANA: at Northwestern, Tevin Coleman (96), 9/29/12
OPPONENT: at Penn State, Saquon Barkley (98), 9/30/17

An Individual Scored On An Interception Return:

INDIANA: Connecticut, Cam Jones (44), 9/21/19
OPPONENT: Ohio State, Damon Arnette (96), 9/14/19

An Individual Scored On A Fumble Return:

INDIANA: Charleston Southern, Peyton Ramsey (0), 10/7/17
OPPONENT: at Michigan, Michael Dowell (0), 9/28/19

An Individual Blocked A Punt:

INDIANA: Eastern Illinois, Aaron Casey, 9/7/19
OPPONENT: Ohio State, Chris Olave, 9/14/19

An Individual Blocked A Field Goal:

INDIANA: at Maryland, Jacob Robinson, 10/28/17

An Individual Blocked An Extra Point:

INDIANA: Penn State, Brandon Wilson, 10/20/18

A Team Scored On A Punt & Interception Return In The Same Game:

INDIANA: Western Michigan, 9/2/06 - Chris Phillips 66-yard interception return; Tracy Porter 86-yard punt return

A Team Scored On A Punt & Fumble Return In The Same Game:

INDIANA: Georgia Southern, 9/23/17 - Andre Brown Jr. 22-yard fumble return; J-Shun Harris II 70-yard punt return

INDIANA

Indiana Beat A Ranked Opponent:

No. 17 Michigan State, 10/1/16
Indiana 24, Michigan State 21 (ot)

Indiana Beat A Ranked Opponent On The Road:

at No. 18 Missouri, 9/20/14
Indiana 31, Missouri 27

Indiana Came From 17 Or More Points Down To Win:

11/21/15 at Maryland
Maryland led 21-3 with 5:32 remaining in the first quarter before Indiana went on a 44-7 run for a 47-28 victory

IU SINGLE-GAME RECORDS

SINGLE-GAME RUSHING YARDS

- 377 Anthony Thompson at Wisconsin, 11/11/89
- 307 Tevin Coleman at Rutgers, 11/15/14
- 280 Lebron Williams at Wisconsin, 10/6/01
- 265 Vaughn Dunbar at Missouri, 9/28/91
- 251 Lebron Williams at Mich. State, 11/10/01

SINGLE-PLAY RUSHING YARDS

- 98t Mickey Erehar at Iowa, 1912
- 90t Tevin Coleman at Ohio State, 11/22/14
- 89 Derrick Burnett vs. Miami (Ohio), 9/24/77
- 85t Darius Willis at Michigan, 9/26/09
- 85t Gene Gedman vs. Pittsburgh, 10/6/51
- 85t Larry Marks at Northwestern, 1923

SINGLE-GAME RUSHING ATTEMPTS

- 52 Anthony Thompson at Wisconsin, 11/11/89
- 48 Sean Glover at Iowa, 10/14/95
- 47 Anthony Thompson vs. Iowa, 10/29/88
- 44 Alex Smith vs. Mich. State, 11/11/95
- 43 Alex Smith at Iowa, 10/8/94

SINGLE-GAME PASSING YARDS

- 496 Richard Lagow vs. Wake Forest, 9/24/16
- 480 Ben Chappell vs. Michigan, 10/2/10
- 464 Nate Sudfeld vs. Rutgers, 10/17/15
- 454 Cameron Coffman at Penn State, 11/17/12
- 410 Richard Lagow vs. Ohio State, 8/31/17

SINGLE-PLAY PASSING YARDS

- 99t John Paci to Thomas Lewis at Penn State, 11/6/93
- 91t Lou D'Achille to Bob Robertson Iowa, 10/7/50
- 90 Bob Kramer to Trent Smock at Kentucky, 9/28/74
- 88t Dave Schnell to Rob Turner vs. South Carolina, 12/28/88
- 83t Blake Powers to James Hardy at Wisconsin, 10/1/05

SINGLE-GAME PASSING ATTEMPTS

- 65 Richard Lagow vs. Ohio State, 8/31/17
- 64 Ben Chappell vs. Michigan, 10/2/10
- 60 Richard Lagow at Purdue, 11/25/17
- 59 Richard Lagow at Northwestern, 10/22/16
- 59 Cameron Coffman at Penn State, 11/17/12

SINGLE-GAME PASSING COMPLETIONS

- 45 Ben Chappell vs. Michigan, 10/2/10
- 40 Richard Lagow vs. Ohio State, 8/31/17
- 37 Blake Powers at Iowa, 10/15/05
- 36 Peyton Ramsey vs. Purdue, 11/24/18**
- 35 Richard Lagow at Northwestern, 10/22/16

SINGLE-GAME COMPLETION PERCENTAGE

- .929 Peyton Ramsey (13-of-14) Eastern Illinois, 9/7/19**
- .882 Matt LoVecchio (15-of-17) at Illinois, 11/6/04
- .852 Peyton Ramsey (23-of-27) Connecticut, 9/21/19**
- .800 Peyton Ramsey (16-of-20) at Virginia, 9/9/17**
- .793 Nate Sudfeld (23-of-29) North Texas, 10/4/14

SINGLE-GAME RECEIVING YARDS

- 285 Thomas Lewis at Penn State, 11/6/93
- 258 Tyrone Browning vs. W. Michigan, 9/12/98
- 256 Nate Lundy at Colorado, 9/27/80
- 221 Tandon Doss vs. Michigan, 10/2/10
- 208 Ricky Jones vs. Wake Forest, 9/24/16

SINGLE-GAME RECEPTIONS

- 16 Jason Spear vs. Purdue, 11/22/97
- 15 Tandon Doss vs. Michigan, 10/2/10
- 14 Whop Philyor at Michigan State, 9/28/19**
- 14 James Hardy vs. Penn State, 10/20/07
- 13 Whop Philyor vs. Michigan State, 9/22/18**
- 13 Whop Philyor at Maryland, 10/28/17**
- 13 Luke Timian at Maryland, 10/28/17
- 13 Tyrone Browning vs. W. Michigan, 9/12/98

- Current players in bold



TEAM GAME-BY-GAME

OFFENSE

Date	Opponent	---RUSHING---				---RECEIVING---				-----PASSING-----					--KICK RET--				--PUNT RET--				tot off
		No.	Yds	TD	Lg	No.	Yds	TD	Lg	Cmp-Att	Yds	TD	INT	Lg	No	Yds	TD	Lg	No	Yds	TD	Lg	
8/31	vs. Ball State	33	148	2	24	24	326	1	75	24-41	326	1	2	75	5	125	0	33	1	11	0	11	474
9/7	Eastern Illinois	34	114	3	10	30	441	4	64	30-41	441	4	0	64	1	14	0	14	3	13	0	9	555
9/14	Ohio State	31	42	0	20	21	215	1	49	21-36	215	1	1	49	7	113	0	25	1	-1	0	0	257
9/21	Connecticut	40	178	1	17	24	252	3	25	24-28	252	3	1	25	1	11	0	11	3	15	0	7	430
9/28	at Michigan State	28	70	1	19	33	286	3	28	33-42	286	3	0	28	6	113	0	25	2	12	0	10	356
10/12	Rutgers																						
10/19	at Maryland																						
10/26	at Nebraska																						
11/2	Northwestern																						
11/16	at Penn State																						
11/23	Michigan																						
11/30	at Purdue																						
TOTAL		166	552	7	24	132	1520	12	75	132-188	1529	12	4	75	20	376	0	33	10	50	0	11	2072
OPPONENTS		169	651	5	56	87	970	8	45	87-161	970	8	2	45	6	109	0	23	5	53	0	22	1621

DEFENSE

Date	Opponent	-----TACKLES-----				---SACKS---		---FUMBLE---			Pass	Blkd	---FG---		-----XPTS-----			
		Solo	Asst	Total	TFL-Yds	No-Yds	FF	FR-Yds	Int-Yds	Brk	Kick	Made-Att	Made-Att	Run	Rcv	Saf		
8/31	vs. Ball State	41	40	81	7-33	3-24	0	0-0	1-29	2	0	4-4	2-2	0	1	0		
9/7	Eastern Illinois	34	14	48	8-26	3-17	0	0-0	0-0	5	1	1-1	7-7	0	0	0		
9/14	Ohio State	46	10	56	6-21	2-12	1	1-0	0-0	1	0	1-1	1-1	0	0	0		
9/21	Connecticut	35	8	43	6-15	2-5	0	0-0	1-44	2	0	1-1	5-5	0	0	0		
9/28	at Michigan State	36	22	58	3-8	0-0	0	0-0	0-0	7	0	1-1	4-4	0	0	0		
10/12	Rutgers																	
10/19	at Maryland																	
10/26	at Nebraska																	
11/2	Northwestern																	
11/16	at Penn State																	
11/23	Michigan																	
11/30	at Purdue																	
TOTAL		192	94	286	30-103	10-58	1	1-0	2-73	17	1	8-8	19-19	0	1	0		
OPPONENTS		226	139	365	28-90	8-44	2	2-0	4-97	16	1	4-8	14-14	0	0	0		

STARTING LINEUPS

OFFENSE

Date	Opponent	WR	WR	LT	LG	C	RG	RT	QB	RB	TE	WR
8/31	vs. Ball State	Westbrook	Philyor	Cronk	Crider	Littlejohn	Stepaniak	Jones	Penix Jr.	Scott III	Hendershot	Fryfogle
9/7	Eastern Illinois	Hale	Bjorson (TE)	Cronk	Crider	Littlejohn	Stepaniak	Jones	Penix Jr.	Scott III	Hendershot	Fryfogle
9/14	Ohio State	Westbrook	Philyor	Cronk	Crider	Littlejohn	Stepaniak	Jones	Ramsey	Scott III	Hendershot	Fryfogle
9/21	Connecticut	Westbrook	Philyor	Cronk	Crider	Littlejohn	Stepaniak	Jones	Ramsey	Scott III	Hendershot	Fryfogle
9/28	at Michigan State	Westbrook	Philyor	Bedford	Crider	Littlejohn	Stepaniak	Jones	Penix Jr.	Scott III	Hendershot	Fryfogle
10/12	Rutgers											
10/19	at Maryland											
10/26	at Nebraska											
11/2	Northwestern											
11/16	at Penn State											
11/23	Michigan											
11/30	at Purdue											

DEFENSE

Date	Opponent	DE	DT	DT	DE	LB	LB	CB	HUSKY	S	S	CB
8/31	vs. Ball State	Bryant	Johnson	Harris	Head Jr.	McFadden	R. Jones	Brown Jr.	Ball	Matthews	Fitzgerald	Layne
9/7	Eastern Illinois	Bryant	Johnson	Elliott	Head Jr.	Miller	R. Jones	Brown Jr.	Johnson	Matthews	Fitzgerald	Layne
9/14	Ohio State	Bryant	Johnson	Elliott	Head Jr.	McFadden	R. Jones	Brown Jr.	Ball	Matthews	Fitzgerald	Layne
9/21	Connecticut	Ziemba	Johnson	Elliott	Head Jr.	McFadden	R. Jones	Brown Jr.	Ball	Matthews	Fitzgerald	Layne
9/28	at Michigan State	Ziemba	Johnson	Elliott	Head Jr.	McFadden	R. Jones	Brown Jr.	Ball	Matthews	Fitzgerald	Layne
10/12	Rutgers											
10/19	at Maryland											
10/26	at Nebraska											
11/2	Northwestern											
11/16	at Penn State											
11/23	Michigan											
11/30	at Purdue											



MISCELLANEOUS STATISTICS

GAME OPENING POSSESSIONS

Indiana						Opponent					
DATE	Opponent	PTS.	PLAYS	YDS.	FD	TIME	PTS.	PLAYS	YDS.	FD	TIME
8/31	vs. Ball State	3	10	60	3	3:29	0	3	5	0	1:47
9/7	Eastern Illinois	7	10	59	3	3:55	0	3	-6	0	2:19
9/14	Ohio State	0	3	-4	0	1:29	0	7	26	2	1:45
9/21	Connecticut	0	3	21	1	1:25	3	7	15	1	2:11
9/28	at Michigan State	0	3	4	0	1:36	0	10	50	2	3:09
10/12	Rutgers										
10/19	at Maryland										
10/26	at Nebraska										
11/2	Northwestern										
11/16	at Penn State										
11/23	Michigan										
11/30	at Purdue										

SECOND HALF OPENING POSSESSIONS

Indiana						Opponent					
DATE	Opponent	PTS.	PLAYS	YDS.	FD	TIME	PTS.	PLAYS	YDS.	FD	TIME
8/31	vs. Ball State	7	7	63	3	2:54	7	7	65	2	3:19
9/7	Eastern Illinois	7	6	96	4	3:07	0	9	34	2	4:34
9/14	Ohio State	0	8	31	2	3:47	7	7	75	4	2:45
9/21	Connecticut	7	10	90	5	5:04	0	5	23	1	2:10
9/28	at Michigan State	3	12	81	5	6:38	0	4	26	0	1:49
10/12	Rutgers										
10/19	at Maryland										
10/26	at Nebraska										
11/2	Northwestern										
11/16	at Penn State										
11/23	Michigan										
11/30	at Purdue										

INDIANA THIRD DOWN, FOURTH DOWN & RED ZONE EFFICIENCY

Third Down and...														
Date	Opponent	1	2	3	4	5	6	7	8	9	10+	Total	Fourth Down	Red Zone
8/31	vs. Ball State	2-2	-	2-2	-	0-1	0-1	0-3	1-1	-	1-2	6-12	-	3-3
9/7	Eastern Illinois	2-2	2-3	2-2	1-2	-	1-2	1-1	-	0-2	1-2	10-16	0-2	5-6
9/14	Ohio State	2-3	-	-	-	0-1	-	0-2	0-2	-	1-9	3-17	1-2	1-3
9/21	Connecticut	1-1	2-2	-	4-4	1-1	-	-	-	-	0-2	8-10	-	5-5
9/28	at Michigan State	2-2	0-1	1-2	0-1	-	0-1	0-1	0-1	1-2	2-2	6-13	0-1	4-4
10/12	Rutgers													
10/19	at Maryland													
10/26	at Nebraska													
11/2	Northwestern													
11/16	at Penn State													
11/23	Michigan													
11/30	at Purdue													
Totals		9-10	4-6	5-6	5-7	1-3	1-4	1-7	1-4	1-4	5-17	33-68	1-5	18-21
Third-and-Short (1-3 yds.): 18-22 (81.8%)														
Indiana on Third Down: 33-68 (48.5%)														
Third-and-Medium (4-7 yds.): 8-21 (38.1%)														
Indiana on Fourth Down: 1-5 (20.0%)														
Third-and-Long (8+ yds.): 7-25 (28.0%)														
Indiana in the Red Zone: 18-21 (85.7%, 14 TDs, 4 FG)														

TIME OF POSSESSION

Date	Opponent	Score	Overall	1st Qtr	2nd Qtr	3rd Qtr	4th Qtr	1st Half	2nd Half
8/31	vs. Ball State	34-24	29:01	5:27	7:08	7:48	8:38	12:35	16:26
9/7	Eastern Illinois	52-0	32:35	8:52	6:25	7:27	9:51	15:17	17:18
9/14	Ohio State	10-51	32:10	7:14	7:51	8:45	8:20	15:05	17:05
9/21	Connecticut	38-3	35:52	11:22	7:40	6:20	10:30	19:02	16:50
9/28	at Michigan State	31-40	34:20	6:54	8:47	13:05	5:34	15:41	18:39
10/12	Rutgers								
10/19	at Maryland								
10/26	at Nebraska								
11/2	Northwestern								
11/16	at Penn State								
11/23	Michigan								
11/30	at Purdue								

SCORING DRIVES

<u>Opponent</u>	<u>Qtr.</u>	<u>Plays</u>	<u>Yards</u>	<u>TOP</u>	<u>Scoring Play</u>	<u>Obtained</u>
vs. Ball State	1	10	60	3:29	Logan Justus 48-yard field goal	Punt
vs. Ball State	1	2	78	0:42	Nick Westbrook 75-yard pass from Michael Penix Jr.	Kickoff
vs. Ball State	2	11	57	3:21	Logan Justus 30-yard field goal	Downs
vs. Ball State	2	9	59	1:10	Logan Justus 49-yard field goal	Punt
vs. Ball State	3	7	63	2:54	Stevie Scott III 4-yard rush	Kickoff
vs. Ball State	4	8	65	2:20	Stevie Scott III 2-yard rush	Punt
vs. Ball State	4	7	38	4:05	Logan Justus 50-yard field goal	Kickoff
Eastern Illinois	1	10	59	3:55	Miles Marshall 10-yard pass from Michael Penix Jr.	Kickoff
Eastern Illinois	1	9	68	4:18	Stevie Scott III 5-yard rush	Punt
Eastern Illinois	1	2	32	0:29	Cole Gest 3-yard rush	Blocked punt
Eastern Illinois	2	10	80	4:41	Peyton Hendershot 8-yard pass from Michael Penix Jr.	Punt
Eastern Illinois	2	1	64	0:12	Ronnie Walker Jr. 64-yard pass from Peyton Ramsey	Punt
Eastern Illinois	3	6	96	3:07	Donavan Hale 43-yard pass from Peyton Ramsey	Punt
Eastern Illinois	4	7	55	2:37	Sampson James 1-yard rush	Punt
Eastern Illinois	4	4	1	0:45	Charles Campbell 48-yard field goal	Downs
Ohio State	1	9	59	3:43	Logan Justus 29-yard field goal	Kickoff
Ohio State	2	8	78	3:02	Peyton Hendershot 49-yard pass from Donovan Hale	Kickoff
Connecticut	1	12	75	6:23	Whop Philyor 12-yard pass from Peyton Ramsey	Kickoff
Connecticut	2	10	70	4:59	Logan Justus 27-yard field goal	Punt
Connecticut	2	9	68	4:02	Peyton Hendershot 4-yard pass from Peyton Ramsey	Missed FG
Connecticut	3	-	-	-	Cam Jones 44-yard interception return	Interception
Connecticut	3	10	90	5:04	Nick Westbrook 16-yard pass from Peyton Ramsey	Punt
Connecticut	4	8	70	4:11	Stevie Scott III 6-yard rush	Downs
at Michigan State	1	6	68	2:04	Whop Philyor 28-yard pass from Michael Penix Jr.	Downs
at Michigan State	2	10	80	5:45	Michael Penix Jr. 2-yard rush	Punt
at Michigan State	3	12	81	6:38	Logan Justus 26-yard field goal	Kickoff
at Michigan State	4	13	80	6:36	Donavan Hale 12-yard pass from Michael Penix Jr.	Punt
at Michigan State	4	6	78	1:27	Whop Philyor 11-yard pass from Michael Penix Jr.	Kickoff



20-PLUS YARD PLAYS

Opponent	Play
vs. Ball State	Nick Westbrook 75-yard pass from Michael Penix Jr.
vs. Ball State	David Ellis 33-yard kick return
vs. Ball State	Jaylin Williams 29-yard interception return
vs. Ball State	David Ellis 26-yard kickoff return
vs. Ball State	David Ellis 25-yard kickoff return
vs. Ball State	Michael Penix Jr. 24-yard rush
vs. Ball State	Whop Philyor 24-yard rush
vs. Ball State	Peyton Hendershot 22-yard pass from Michael Penix Jr.
vs. Ball State	Cole Gest 21-yard kickoff return
vs. Ball State	David Ellis 20-yard kickoff return
Eastern Illinois	Whop Philyor 36-yard pass from Michael Penix Jr.
Eastern Illinois	Whop Philyor 29-yard pass from Michael Penix Jr.
Eastern Illinois	Donavan Hale 23-yard pass from Michael Penix Jr.
Eastern Illinois	Ronnie Walker Jr. 64-yard pass from Peyton Ramsey
Eastern Illinois	Donavan Hale 27-yard pass from Peyton Ramsey
Eastern Illinois	Donavan Hale 43-yard pass from Peyton Ramsey
Ohio State	David Ellis 25-yard kick return
Ohio State	Peyton Ramsey 20-yard rush
Ohio State	David Ellis 21-yard return
Ohio State	Whop Philyor 28-yard pass from Peyton Ramsey
Ohio State	Donavan Hale 21-yard pass from Peyton Ramsey
Ohio State	Peyton Hendershot 49-yard pass from Donovan Hale
Connecticut	Whop Philyor 21-yard pass from Peyton Ramsey
Connecticut	Donavan Hale 25-yard pass from Peyton Ramsey
Connecticut	Ty Fryfogle 25-yard pass from Peyton Ramsey
Connecticut	Cam Jones 44-yard interception return
Connecticut	Miles Marshall 22-yard pass from Peyton Ramsey
at Michigan State	Whop Philyor 28-yard pass from Michael Penix Jr.
at Michigan State	David Ellis 23-yard kick return
at Michigan State	Donavan Hale 28-yard pass from Michael Penix Jr.
at Michigan State	David Ellis 25-yard kick return
at Michigan State	Whop Philyor 25-yard pass from Michael Penix Jr.

-touchdowns in bold

20-YARD PLAY BREAKDOWN

Passing	Rushing	Kickoff Return	Punt Return	Interception Return	Fumble Return
18 (5)	3 (-)	9 (-)	-	2 (1)	-

-touchdowns in ()

CAREER 20-PLUS YARD OFFENSIVE PLAYS

#1 WHOP PHILYOR • WR

Receiving

- 65-yard pass from Ramsey vs. Michigan State, 2018
- 36-yard pass from Penix vs. Eastern Illinois, 2019
- 36-yard pass from Lagow vs. Rutgers, 2017
- 29-yard pass from Penix vs. Eastern Illinois, 2019
- 28-yard pass from Penix at Michigan State, 2019
- 28-yard pass from Ramsey vs. Ohio State, 2019
- 25-yard pass from Penix at Michigan State, 2019
- 24-yard pass from Lagow vs. Wisconsin, 2017
- 21-yard pass from Ramsey vs. Connecticut, 2019
- 20-yard pass from Ramsey at Michigan State, 2017

Rushing

- 29-yard rush vs. Ball State, 2018
- 26-yard rush vs. Penn State, 2018
- 22-yard rush vs. Ball State, 2019

YEAR	RUSH	CATCH	PASS	TOTAL
2019	1	6 (1-TD)	-	7 (1)
2018	2	1 (1)	-	3 (1)
2017	-	3	-	3
CAREER	3	10 (2)	-	13 (2)

#2 REESE TAYLOR • DB

Receiving

- 22-yard pass from Ramsey at Michigan, 2018

Rushing

- 32-yard rush at FIU, 2018

YEAR	RUSH	CATCH	PASS	TOTAL
2018	1	1	-	2

#3 TY FRYFOGLE • WR

Receiving

- 37-yard pass from Ramsey at Minnesota, 2018
- 35-yard pass from Ramsey vs. Maryland, 2018
- 33-yard pass from Ramsey vs. Iowa, 2018
- 25-yard pass from Ramsey vs. Connecticut, 2019
- 25-yard pass from Penix vs. Penn State, 2018
- 25-yard pass from Ramsey at Rutgers, 2018
- 24-yard pass from Ramsey vs. Iowa, 2018
- 20-yard pass from Ramsey vs. Purdue, 2018

YEAR	RUSH	CATCH	PASS	TOTAL
2019	-	1 (0)	-	1 (0)
2018	-	7 (2)	-	7 (2)
CAREER	-	8 (2)	-	8 (2)

#6 DONAVAN HALE • WR

Receiving

- 49-yard pass from Lagow vs. Wake Forest, 2016
- 43-yard pass from Ramsey vs. Eastern Illinois, 2019
- 43-yard pass from Ramsey vs. Maryland, 2018
- 43-yard pass from Ramsey at Minnesota, 2018
- 37-yard pass from Ramsey vs. Maryland, 2018
- 34-yard pass from Penix Jr. at FIU, 2018
- 33-yard pass from Ramsey vs. Virginia, 2018
- 32-yard pass from Ramsey at Virginia, 2017
- 32-yard pass from Lagow at Rutgers, 2016
- 28-yard pass from Penix at Michigan State, 2019
- 28-yard pass from Lagow vs. Ohio State, 2017
- 27-yard pass from Ramsey vs. Eastern Illinois, 2019
- 27-yard pass from Lagow vs. Penn State, 2016
- 25-yard pass from Ramsey vs. Connecticut, 2019
- 23-yard pass from Penix vs. Eastern Illinois, 2019
- 21-yard pass from Ramsey vs. Ohio State, 2019
- 21-yard pass from Ramsey vs. Purdue, 2018
- 20-yard pass from Lagow vs. Ohio State, 2017

Passing

- 49-yard pass to Hendershot vs. Ohio State, 2019

YEAR	RUSH	CATCH	PASS	TOTAL
2019	-	6 (1)	1 (1)	7 (2)
2018	-	6 (1)	-	6 (1)
2017	-	3 (2)	-	3 (2)
2016	-	3 (1)	-	3 (1)
CAREER	-	18 (5)	1 (1)	19 (6)

#8 STEVIE SCOTT III • RB

- 45-yard rush at Ohio State, 2018
- 42-yard rush vs. Virginia, 2018
- 40-yard rush vs. Virginia, 2018
- 35-yard rush at Michigan, 2018
- 27-yard rush vs. Maryland, 2018
- 22-yard rush vs. Maryland, 2018
- 22-yard rush at Minnesota, 2018

YEAR	RUSH	CATCH	PASS	TOTAL
2018	7 (1)	-	-	7 (1)

#9 MICHAEL PENIX JR. - QB

Passing

- 75-yard pass to Westbrook vs. Ball State, 2019
- 36-yard pass to Philyor vs. Eastern Illinois, 2019
- 34-yard pass to Hale at FIU, 2018
- 29-yard pass to Philyor vs. Eastern Illinois, 2019
- 28-yard pass to Hale at Michigan State, 2019
- 28-yard pass to Philyor at Michigan State, 2019
- 25-yard pass to Fryfogle vs. Penn State, 2018
- 23-yard pass to Hale vs. Eastern Illinois, 2019
- 22-yard pass to Hendershot vs. Ball State, 2019

Rushing

- 24-yard rush vs. Ball State, 2019

YEAR	RUSH	CATCH	PASS	TOTAL
2019	1	-	8 (2)	9 (2)
2018	-	-	2	2
CAREER	1	-	10 (2)	11 (2)

#12 PEYTON RAMSEY - QB

Passing

- 65-yard pass to Philyor vs. Michigan State, 2018
- 64-yard pass to Walker vs. Eastern Illinois, 2019
- 45-yard pass to Mack vs. Charleston Southern, 2017
- 43-yard pass to Hale vs. Eastern Illinois, 2019
- 43-yard pass to Hale vs. Maryland, 2018
- 43-yard pass to Hale at Minnesota, 2018
- 42-yard pass to Williams vs. Georgia Southern, 2017
- 41-yard pass to Westbrook at Michigan, 2018
- 40-yard pass to Westbrook vs. Purdue, 2018
- 38-yard pass to Westbrook at Ohio State, 2018
- 37-yard pass to Hale vs. Maryland, 2018
- 37-yard pass to Fryfogle at Minnesota, 2018
- 35-yard pass to Fryfogle vs. Maryland, 2018
- 34-yard pass to Cobbs at Maryland, 2017
- 33-yard pass to Fryfogle vs. Iowa, 2018
- 33-yard pass to Hale vs. Virginia, 2018
- 32-yard pass to Hendershot at Ohio State, 2018
- 32-yard pass to Hale at Virginia, 2017
- 30-yard pass to Timian at Michigan, 2018
- 30-yard pass to Harris at Ohio State, 2018
- 30-yard pass to Westbrook at Ohio State, 2018
- 29-yard pass to Cobbs at Michigan State, 2017
- 29-yard pass to Cobbs at Virginia, 2017
- 28-yard pass to Philyor vs. Ohio State, 2019
- 28-yard pass to Timian vs. Virginia, 2018

- 27-yard pass to Hale vs. Eastern Illinois, 2019
- 27-yard pass to Williams vs. Charleston Southern, 2017
- 25-yard pass to Fryfogle vs. Connecticut, 2019
- 25-yard pass to Hale vs. Connecticut, 2019
- 25-yard pass to Timian vs. Maryland, 2018
- 25-yard pass to Hendershot at Rutgers, 2018
- 25-yard pass to Harris at Rutgers, 2018
- 25-yard pass to Fryfogle at Rutgers, 2018
- 24-yard pass to Fryfogle vs. Iowa, 2018
- 24-yard pass to Timian vs. Michigan, 2017
- 23-yard pass to Westbrook at Rutgers, 2018
- 23-yard pass to Westbrook vs. Virginia, 2018
- 23-yard pass to Timian at Maryland, 2017
- 23-yard pass to Gest at Maryland, 2017
- 23-yard pass to Williams at Penn State, 2017
- 23-yard pass to Cobbs vs. Charleston Southern, 2017
- 22-yard pass to Marshall vs. Connecticut, 2019
- 22-yard pass to Taylor at Michigan, 2018
- 22-yard pass to Timian vs. Iowa, 2018
- 22-yard pass to Bjorson vs. Ball State, 2018
- 22-yard pass to Hendershot at Rutgers, 2018
- 22-yard pass to Cobbs at Maryland, 2017
- 21-yard pass to Philyor vs. Connecticut, 2019
- 21-yard pass to Hale vs. Ohio State, 2019
- 21-yard pass to Harris vs. Penn State, 2018
- 21-yard pass to Hale vs. Purdue, 2018
- 21-yard pass to Westbrook vs. Purdue, 2018
- 21-yard pass to Westbrook at Rutgers, 2018
- 20-yard pass to Philyor at Michigan State, 2017
- 20-yard pass to Fryfogle vs. Purdue, 2018
- 20-yard pass to Westbrook at Michigan, 2018
- 20-yard pass to Westbrook vs. Ball State, 2018

Rushing

- 35-yard rush vs. Maryland, 2018
- 29-yard rush at Michigan, 2018
- 29-yard rush at Minnesota, 2018
- 26-yard rush at Virginia, 2017
- 23-yard rush at Rutgers, 2018
- 23-yard rush vs. Purdue, 2018
- 20-yard rush vs. Ohio State, 2019

YEAR	RUSH	CATCH	PASS	TOTAL
2019	1	-	9 (2)	10 (2)
2018	5 (2)	-	34 (9)	39 (11)
2017	1 (1)	-	13 (7)	14 (8)
CAREER	7 (3)	-	56 (18)	63 (21)

#13 MILES MARSHALL • WR

Receiving

- 22-yard pass from Ramsey vs. Connecticut, 2019

YEAR	RUSH	CATCH	PASS	TOTAL
2019	-	1	-	1

CAREER 20-PLUS YARD OFFENSIVE PLAYS

#15 NICK WESTBROOK • WR

Receiving

- 79-yard pass from Lagow vs. Ball State, 2016
- 75-yard pass from Penix Jr. vs. Ball State, 2019
- 75-yard pass from Lagow vs. Wake Forest, 2016
- 50-yard pass from Lagow at Ohio State, 2016
- 44-yard pass from Lagow vs. Purdue, 2016
- 43-yard pass from Lagow vs. Ball State, 2016
- 41-yard pass from Ramsey at Michigan, 2018
- 41-yard pass from Lagow at Rutgers, 2016
- 40-yard pass from Ramsey vs. Purdue, 2018
- 40-yard pass from Lagow vs. Penn State, 2016
- 38-yard pass from Ramsey at Ohio State, 2018
- 37-yard pass from Lagow at Michigan, 2016
- 36-yard pass from Diamont vs. Utah, 2016
- 34-yard pass from Lagow vs. Penn State, 2016
- 33-yard pass from Lagow at Northwestern, 2016
- 30-yard pass from Ramsey at Ohio State, 2018
- 26-yard pass from Lagow at FIU, 2016
- 23-yard pass from Ramsey at Rutgers, 2018
- 23-yard pass from Ramsey vs. Virginia, 2018
- 23-yard pass from Sudfeld vs. Duke, 2015
- 22-yard pass from Lagow at Michigan, 2016
- 22-yard pass from Lagow at Rutgers, 2016
- 22-yard pass from Lagow vs. Michigan State, 2016
- 21-yard pass from Ramsey vs. Purdue, 2018
- 21-yard pass from Ramsey at Rutgers, 2018
- 20-yard pass from Ramsey at Michigan, 2018
- 20-yard pass from Ramsey vs. Ball State, 2018
- 20-yard pass from Lagow vs. Wake Forest, 2016

YEAR	RUSH	CATCH	PASS	TOTAL
2019	-	2 (2)	-	2 (2)
2018	-	9 (1)	-	9 (1)
2016	-	16 (5)	-	16 (5)
2015	-	1	-	1
CAREER	-	28 (8)	-	28 (8)

#23 RONNIE WALKER JR. • RB

Receiving

- 64-yard pass from Ramsey vs. Eastern Illinois, 2019

Rushing

- 30-yard rush vs. Penn State, 2018

YEAR	RUSH	CATCH	PASS	TOTAL
2019	-	1 (1)	-	1 (1)
2018	1 (1)	-	-	1 (1)
CAREER	1 (1)	1 (1)	-	2 (2)

#86 PEYTON HENDERSHOT • TE

Receiving

- 49-yard pass from Hale vs. Ohio State, 2019
- 32-yard pass from Ramsey at Ohio State, 2018
- 25-yard pass from Ramsey at Rutgers, 2018
- 22-yard pass from Ramsey at Rutgers, 2018
- 22-yard pass from Penix Jr. vs. Ball State, 2019

YEAR	RUSH	CATCH	PASS	TOTAL
2019	-	2 (1)	-	2 (1)
2018	-	3 (1)	-	3 (1)
CAREER	-	5 (2)	-	5 (2)

#89 MATT BJORSON • TE

Receiving

- 22-yard pass from Ramsey vs. Ball State, 2018

YEAR	RUSH	CATCH	PASS	TOTAL
2018	-	1	-	1

- Plays in BOLD indicate a touchdown

GAME 1 INDIANA 34, BALL STATE 24 AUGUST 31, 2019

Score by Quarters	1	2	3	4	Score
Indiana	10	6	7	11	34
Ball State	3	7	7	7	24

1st	09:44	IND	Justus 48 yd field goal, 10-60 3:29
	03:30	BALL	Rimmmler 22 yd field goal, 13-70 6:14
	02:41	IND	Westbrook 75 yd pass from Penix Jr. (Justus kick), 2-78 0:42
2nd	13:58	BALL	Huntley 1 yd run (Rimmmler kick), 5-45 1:31
	03:12	IND	Justus 30 yd field goal, 11-57 3:21
	00:01	IND	Justus 49 yd field goal, 9-59 1:10
3rd	11:53	IND	Scott III 4 yd run (Justus kick), 7-63 2:54
	08:34	BALL	Fletcher 45 yd pass from Plitt (Rimmmler kick), 7-65 3:19
4th	13:47	IND	Scott III 2 yd run (Hendershot pass from Ellis), 8-65 2:20
	06:28	BALL	Tyler 36 yd pass from Plitt (Rimmmler kick), 8-93 2:25
	02:15	IND	Justus 50 yd field goal

	IND	BALL
FIRST DOWNS	25	26
RUSHES-YARDS (NET)	33-148	40-100
PASSING YDS (NET)	326	298
Passes Att-Comp-Int	41-24-2	41-26-1
TOTAL OFFENSE PLAYS-YARDS	74-474	81-398
Fumble Returns-Yards	0-0	0-0
Punt Returns-Yards	1-11	1-0
Kickoff Returns-Yards	5-125	2-35
Interception Returns-Yards	1-29	2-0
Punts (Number-Avg)	3-51.7	5-45.4
Fumbles-Lost	0-0	0-0
Penalties-Yards	5-65	5-35
Possession Time	29:01	30:59
Third-Down Conversions	6 of 12	7 of 16
Fourth-Down Conversions	0 of 0	1 of 2
Red-Zone Scores-Chances	3-3	2-2
Sacks By: Number-Yards	3-24	0-0

RUSHING: **Indiana**-Penix Jr., Michael 7-67; Scott III, Stevie 19-48; Philyor, Whop 1-22; Walker Jr., Ronnie 1-14; Gest, Cole 1-3; James, Sampson 1-0; **TEAM** 3-minus 6. **Ball State**-Huntley, Caleb 22-81; Hall, Justin 2-13; Fletcher, W. 5-11; Dunner, Malik 1-4; Hurt, Markice 2-minus 1; Plitt, Drew 8-minus 8.

PASSING: **Indiana**-Penix Jr., Michael 24-40-2-326; **TEAM** 0-1-0-0. **Ball State**-Plitt, Drew 26-41-1-298.

RECEIVING: **Indiana**-Philyor, Whop 6-66; Fryfogle, Ty 6-41; Hendershot, Peyton 4-69; Westbrook, Nick 3-103; Scott III, Stevie 3-28; Hale, Donovan 1-16; Walker Jr., Ronnie 1-3. **Ball State**-Hall, Justin 6-39; Miller, Riley 5-51; Fletcher, W. 4-45; Tyler, Yo'Heinz 3-71; Davis, Antwan 3-60; Jones, Will 2-16; Huntley, Caleb 2-7; Givan, Nolan 1-9.

INTERCEPTIONS: **Indiana**-Williams, Jaylin 1-29. **Ball State**-Uzodinma, A. 1-0; Phillips, A. 1-0.

FUMBLES: **Indiana**-None. **Ball State**-None.

SACKS (UA-A): **Indiana**-Johnson, Jerome 1-1; Miller, James 0-1; Johnson, Jamar 1-0. **Ball State**-None.

TACKLES (UA-A): **Indiana**-Jones, Reakwon 2-9; Ball, Marcelino 5-5; Matthews, Devon 6-3; McFadden, Micah 3-3; Jones, Cam 3-3; Johnson, Jerome 3-2; Layne, Raheem 4-0; Brown Jr., Andre 4-0; Miller, James 2-2; Ziemba, Michael 2-1; Harris, Juan 0-3; Head Jr., James 2-0; Elliott, Demarcus 1-1; Williams, Jaylin 1-1; Bryant, Alfred 1-0; Johnson, Jamar 1-0; Allen, Thomas 1-0; Everett, Gavin 1-0; Casey, Aaron 1-0; Burgess, Juwan 0-1; Jones, Shamar 0-1; Fitzgerald, Bryant 0-1. **Ball State**-Cosby, Bryce 7-2; White, Jacob 4-5; Wilborn, Ray 4-5; Phillips, A. 1-7; Albright, C. 2-5; Martin, Brandon 2-4; Thomas, Jaylin 1-5; Coll, Clayton 1-3; Burns, Brock 0-3; Jennette, James 0-3; Ropati, Tuni 0-3; Daw, Jimmy 2-0; Williams, J. 1-1; Hall, Shannon 1-1; Lee, Malcolm 0-2; Rudy, Cody 1-0; Jones, Will 1-0; Mims, Kryon 1-0; Hohlt Trevor 1-0; James, Isaac 0-1; Dunner, Malik 0-1; Crumb, Chris 0-1.

POST-GAME NOTES

TEAM

- Today's game kicked off the 135th season of Indiana Football.
- Indiana has won 14 of its last 16 season openers.
- Head coach **Tom Allen** is 2-1 in openers, with the lone loss coming in 2017 to No. 2 Ohio State.
- IU has won 15 of its last 16 non-conference games, including seven straight.
- Indiana leads the all-time series with the Cardinals, 7-3, and has won three-consecutive contests.
- IU is now 40-9-1 (.810) all-time against Mid-American Conference opponents.
- The Hoosiers won the coin toss and elected to defer.
- True freshmen D.K. Bonhomme, David Ellis, Sampson James, Tiawan Mullen and Sean Wracher made their Indiana debuts.
- Senior left tackle Coy Cronk, fifth-year senior linebacker Reakwon Jones, fifth-year senior right guard Simon Stepaniak and fifth-year wide receiver Nick Westbrook served as game captains.

OFFENSE

- Redshirt freshman **Michael Penix Jr.** became the first IU freshman quarterback to start a season opener since Antwaan Randle El in 1998.
- Penix joined Randle El as the only freshman to surpass 300 passing yards in his first start and is one of just four freshmen to reach the benchmark (Kellen Lewis, Bob Hoernschmeyer). The Tampa native finished with 326 yards on 24-of-40 with one touchdown. Penix added 67 yards on the ground for 393 total yards.
- His total yards and passing yards trail only Randle El for the most in a debut. Randle El posted 467 total yards and 385 passing yards against Western Michigan on Sept. 12, 1998.
- The Hoosiers reached the end zone for the first time in 2019 when Penix connected with fifth-year senior **Nick Westbrook** from 75 yards out in the first quarter. It marked Indiana's longest passing touchdown since Westbrook hauled in a 75-yarder from Richard Lagow vs. Wake Forest on Sept. 24, 2016.
- Westbrook now owns three 70-plus yard TDs (79, 75, 75), two of which have come against Ball State (79, Ball State in 2016), while the 75-yarder was a career-best for Penix.
- The Lake Mary, Fla., native went over 100 yards for the sixth time in his career with 103 on three receptions.
- Stevie Scott III** reached the end zone twice, his third-career multi-score rushing game. The sophomore rushed for 48 yards, matched a career-best with three catches and set a career-high with 28 receiving yards.
- Redshirt sophomore tight end **Peyton Hendershot** set new career-highs with 69 yards and four receptions. Hendershot also hauled in a two-point conversion in the fourth quarter.
- Junior **Ty Fryfogle** set a new career-high with six receptions and finished with 41 yards.
- Junior **Whop Philyor** caught six balls for 66 yards and added a 22-yard rush.
- Penix, junior left guard Harry Crider and redshirt sophomore right tackle Caleb Jones made their first career starts.

DEFENSE

- Fifth-year senior linebacker **Reakwon Jones** led the Hoosiers in tackles with a career-high 11, his first double-digit game.
- Redshirt junior husky **Marcelino Ball** matched his career-best for the fifth time with 10 stops.
- Sophomore safety **Devon Matthews** posted a career-high with nine tackles and six solos.
- Sophomore linebackers **Micah McFadden** (1 TFL) and Cam Jones (1 PBU, 1 QBH) also netted career-bests with six stops.
- Sophomore husky **Jamar Johnson** secured the team's first sack of the season and the first of his career in the third quarter.
- Redshirt junior defensive lineman **Jerome Johnson** and redshirt freshman linebacker **James Miller** combined for a sack in the fourth quarter, and Johnson accounted for the team's final sack later in the stanza.
- Johnson tied his career-high with 1.5 sacks and five tackles. He now owns six career sacks, while Miller entered the sack column for the first time.
- Sophomore **Jaylin Williams** pulled in his second career interception in the fourth quarter, returning the pick 29 yards.
- With the INT, the Hoosiers have at least one takeaway in their last 19 games, the longest streak in the country, and at least one pick in 11 straight contests.
- Fifth-year senior cornerback **Andre Brown Jr.** posted four stops to push his career total to 101.
- Redshirt sophomore defensive end **Alfred Bryant**, redshirt sophomore defensive tackle **Juan Harris**, sophomore defensive end **James Head Jr.**, sophomore safety **Devon Matthews** and sophomore linebacker **Micah McFadden** made their first career starts.

SPECIAL TEAMS

- Fifth-year senior **Logan Justus** put the Hoosiers first points of 2019 on the board with a then-career-long 48-yard field goal in the opening quarter. He then went on to best that twice, including a 49-yarder in the second quarter and a 50-yarder in the fourth quarter. Justus also added a 30-yard field goal to finish the game with a career-high four, tying the single-game Indiana record.
- The McCordsville, Ind., native collected his second game with at least three field goals, and is now 19-of-22 in his career (86.3 percent). Justus recorded his sixth-career multi-FG game and his fourth in five games, and he has hit 12 of his last 13 attempts.
- Justus is the 11th Hoosier (22nd time) to record a 50-yarder.
- Freshman **David Ellis** returned four kicks for 104 yards. In addition, he completed a two-point conversation on a pass to **Peyton Hendershot** in the fourth quarter.
- Fifth-year senior **Haydon Whitehead** averaged 51.7 yards on his three punts. Whitehead recorded a career-best 63-yard effort in the fourth quarter and had two punts downed inside the 10-yard line.

GAME 2

INDIANA 52, EASTERN ILLINOIS 0

SEPTEMBER 7, 2019

Score by Quarters	1	2	3	4	Score
Eastern Illinois	0	0	0	0	0
Indiana	21	14	7	10	52

1st	11:05	IND	Marshall 10 yd pass from Penix Jr. (Justus kick), 10-59 3:55
	4:28	IND	Scott III 5 yd run (Justus kick), 9-68 4:18
	1:34	IND	Gest 3 yd run (Justus kick), 2-32 0:29
2nd	1:44	IND	Hendershot 8 yd pass from Penix Jr. (Justus kick), 10-80 4:41
	1:07	IND	Walker Jr. 64 yd pass from Ramsey (Justus kick), 1-64 0:12
3rd	7:19	IND	Hale 43 yd pass from Ramsey (Justus kick), 6-96 3:07
4th	13:28	IND	James 1 yd run (Campbell kick), 7-55 2:37
	11:54	IND	Campbell 48 yd field goal, 4-1 0:45

	EIU	IND
Score	0	52
FIRST DOWNS	5	26
RUSHES-YARDS (NET)	31-52	34-114
PASSING YDS (NET)	64	441
Passes Att-Comp-Int	25-11-0	41-30-0
TOTAL OFFENSE PLAYS-YARDS	56-116	75-555
Fumble Returns-Yards	0-0	0-0
Punt Returns-Yards	0-0	3-13
Kickoff Returns-Yards	0-0	1-14
Interception Returns-Yards	0-0	0-0
Punts (Number-Avg)	11-31.5	3-41.3
Fumbles-Lost	0-0	0-0
Penalties-Yards	6-39	6-45
Possession Time	27:25	32:35
Third-Down Conversions	2 of 16	10 of 16
Fourth-Down Conversions	1 of 2	0 of 2
Red-Zone Scores-Chances	0-0	5-6
Sacks By: Number-Yards	0-0	3-17

RUSHING: **Eastern Illinois**-McCULLOUGH 6-17; HAYES-BENEFIELD 6-14; BRANTLEY 10-9; WALKER 5-8; COLUMBUS 3-7; ROWELL 1-3). **Indiana**-Scott III, Stevie 12-61; James, Sampson 12-22; Penix Jr., Michael 2-12; Walker Jr., Ronnie 3-12; Tuttle, Jack 2-7; Gest, Cole 1-3; Lloyd, Ahrod 1-1; Hale, Donovan 1-4).

PASSING: **Eastern Illinois**-BRANTLEY 8-17-0-49; WOODBERY 3-8-0-15. **Indiana**-Ramsey, Peyton 13-14-0-226; Penix Jr., Michael 14-20-0-197; Tuttle, Jack 3-7-0-18.

RECEIVING: **Eastern Illinois**-SHEEHAN 2-18; LOFTON 2-16; RAY 2-10; 1-8; PINKSTON 1-6; ROOKS 1-5; WALKER 2-1. **Indiana**-Hale, Donovan 5-110; Philyor, Whop 4-75; Walker Jr., Ronnie 1-64; Hendershot, Peyton 5-52; Fryfogle, Ty 2-26; Scott III, Stevie 2-26; Ellis, David 2-26; Ivy Jr., Turon 3-24; James, Sampson 2-21; Marshall, Miles 2-17; Gest, Cole 1-3; Shayotovich, Luke 1-3).

INTERCEPTIONS: **Eastern Illinois**-none. **Indiana**-none.

FUMBLES: **Eastern Illinois**-none. **Indiana**-none.

SACKS (UA-A): **Eastern Illinois**-none. **Indiana**-Head Jr., James 1-1; Elliott, Demarcus 1-0; McFadden, Micah 0-1.

TACKLES (UA-A): **Eastern Illinois**-CAPUTO 7-0; CRITTENDEN 5-1; WILLIAMS 5-1; SHOCKEY 3-2; DEWBERRY 3-1; WILLIAMS 3-1; GREER 2-2; CROSBY 2-1; JACKSON 2-1; JOHNSON 3-0; PAGE 2-0; ROSS 1-1; AQEL 2-0; EDWARDS 2-0; LEACH 2-0; GULLEY 1-0; FILER 1-0; JOHNSON 0-1; COLUMBUS 1-0; OJO 1-0; UBAIKE 1-0; SHEEHAN 1-0; DEO 1-0; COLE 1-0; VARGA 1-0. **Indiana**-Head Jr., James 2-2; Jones, Reakwon 4-0; Elliott, Demarcus 4-0; Bryant, Khalil 2-2; Miller, James 3-0; Fitzgerald, Bryant 3-0; McFadden, Micah 2-1; Bryant, Alfred 3-0; Layne, Raheem 1-1; Pierre, Noah 0-2; Allen, Thomas 0-2; McCabe, Gavin 2-0; Stallings IV, Allen 1-1; Johnson, Jerome 0-1; Taylor, Reese 1-0; Burgess, Juwan 1-0; Sanguinetti, Josh 1-0; Matthews, Devon 1-0; Bonhomme, D.K. 1-0; Casey, Aaron 0-1; Everett, Gavin 1-0; Ziemba, Michael 1-0; Jones, Shamar 0-1.

POST-GAME NOTES

TEAM

- Indiana Football opened its 60th season at Memorial Stadium.
- The 52-point margin of victory was the most in Memorial Stadium history, eclipsing the 51-point win the Hoosiers had over Missouri (58-7) on Sept. 22, 1990. It was also IU's largest margin of victory since a 54-0 blanking of Nebraska in Bloomington on Oct. 14, 1944.
- Indiana is 42-18 in Memorial Stadium openers with wins in 16 of its last 18 and 33 of its last 38.
- The Hoosiers improved to 2-0 for the second-straight season, the second time under head coach **Tom Allen** and the fourth time in the past five campaigns.
- Today marked the first meeting between the two programs.
- IU has won 16 of its last 17 non-conference games, including eight straight.
- The 1979 Holiday Bowl championship team held its 40-year reunion this weekend.
- Indiana received the ball first for the first time this season after Eastern Illinois won the coin toss and deferred to the second half.
- Senior left tackle **Coy Cronk**, fifth-year senior linebacker **Reakwon Jones**, fifth-year senior right guard **Simon Stepaniak** and fifth-year wide receiver **Nick Westbrook** served as game captains. The four are the Hoosiers season captains.
- The 1979 Holiday Bowl championship team captains served as today's honorary captains: quarterback Tim Clifford, fullback Tony D'Orazio, linebacker Terry Tallen and defensive end Brent Tisdale.
- True freshmen **Sio Nofogagoto'a**, **Beau Robbins**, **Josh Sanguinetti** and **Larry Tracy III**, made their season debuts to push the number of Indiana true freshmen seeing the field in 2019 to nine.

OFFENSE

- The 52 points scored in a home opener was the most for IU since beating Indiana State, 73-35, on Aug. 29, 2013.
- Indiana scored 35 points in the first half, its first half over 30 points since a 31-point opening 30 minutes against Georgia Southern on Sept. 23, 2017.
- The Hoosiers posted 21 points in the first quarter, their first time with 21-or-more in a quarter since the final stanza at Minnesota on Oct. 26, 2018 (22 points).
- Redshirt freshman **Michael Penix Jr.** completed 14-of-20 (70.0 percent) for 197 yards and two touchdowns in just under one half of play. The multi-TD game was the first of his career.
- On his first pass of 2019, redshirt junior **Peyton Ramsey** hit **Ronnie Walker Jr.** in the flat and Walker raced 64 yards for his first-career receiving score. It marked Ramsey's second-career 60-plus yard touchdown.
- Ramsey added a 43-yard TD to fifth-year senior **Donavan Hale** in the third quarter and closed out the afternoon 13-for-14 (92.9 percent), a new program single-game completion percentage mark, with 226 yards and a pair of TDs.
- The Cincinnati native moved into a share of eighth on the program's career passing scores list (31) and into ninth on the career passing yardage list (4,481).
- Hale went over 100 yards for the first time in his career with 110 yards on five receptions. The Largo, Fla., native owns nine career touchdowns.
- Stevie Scott III** rushed for 61 yards on 12 attempts with a 5-yard TD. The sophomore has reached the end zone on the ground in seven-straight games, has three rushing scores in 2019 and 13 in his career.
- Tight end **Peyton Hendershot** hauled in his first touchdown of the year and the third of his career, from 8 yards out, in the second quarter. The redshirt sophomore made a career-high five grabs for 52 yards.
- Junior **Whop Philyor** tallied four catches for a season-high 75 yards.
- Redshirt freshman **Miles Marshall** opened the scoring with his first-career reception, a 10-yard TD.
- True freshman **Sampson James** scored his first career touchdown on a 1-yard run in the fourth.
- Redshirt freshman **Turon Ivy Jr.** set career-highs with the first three receptions of his career for 24 yards.
- True freshman **David Ellis** recorded the first two catches (26 yards) of his career.
- A total of 12 players had at least one reception in the game, while eight different players had at least one rush.
- Sophomore tight end **Matt Bjorson** made his first-career start.

DEFENSE

- Indiana recorded its first shutout since a 41-0 whitewashing of Rutgers on Nov. 18, 2017. It is the third shutout in the Tom Allen Era.
- The shutout was the first for the Hoosiers in a home opener since beating Toledo, 27-0, on Sept. 4, 1993.
- The shutout was the largest for IU since beating Nebraska, 54-0, on Oct. 14, 1944.
- The 116 total yards allowed are the fewest by Indiana dating back to 1966.
- The 64 yards passing allowed are the fewest since the Hoosiers allowed just 58 to Michigan on Oct. 14, 2017.
- The 52 rushing yards allowed are the fewest since IU allowed 33 at Illinois on Nov. 11, 2017.
- Indiana held EIU to -5 total yards in the first quarter - 0 passing and -5 rushing - and posted three-and-outs on all three of the Panthers drives. The Hoosiers posted eight total three-and-outs in the game.
- The Hoosiers' streak of at least one takeaway in 19 games, the longest streak in the country, and at least one pick in 11 straight contests, was snapped.
- Redshirt sophomore defensive end **Alfred Bryant** posted a pair of tackles for loss in the first quarter, his second-career, multi-TFL game.
- Sophomore defensive tackle **Demarcus Elliott** and sophomore defensive end **James Head Jr.** each recorded the first sacks of their careers in the opening quarter. Head added a half-sack in the second quarter.
- Elliott and sophomore husky **Jamar Johnson** made their first-career starts.

SPECIAL TEAMS

- Redshirt freshman linebacker **Aaron Casey** blocked an Eastern Illinois punt in the first quarter, which led to the Hoosiers third touchdown. It was the team's first blocked punt since **Peyton Hendershot** against Ball State on Sept. 15, 2018.
- Fifth-year senior **Logan Justus** converted all six of his PAT attempts in the game.
- Redshirt sophomore **Charles Campbell** hit his first career field goal, converting from 48 yards out in the fourth quarter.

GAME 3

OHIO STATE 51, INDIANA 10

SEPTEMBER 14, 2019

Score by Quarters	1	2	3	4	Score
Ohio State	7	23	21	0	51
Indiana	3	7	0	0	10

1st	7:28	OSU - Fields 3 yd run (Haubeil kick), 9-68 2:56
	3:45	IND - Justus 29 yd field goal, 9-59 3:43
2nd	11:26	OSU - Olave 37 yd pass from Fields (Haubeil kick), 6-63 2:24
	10:15	OSU - Olave safety
	8:30	OSU - Hill 9 yd pass from Fields (Haubeil kick), 5-75 1:45
	4:09	OSU - Dobbins 26 yd run (Haubeil kick), 5-58 1:53
	1:07	IND - Hendershot 49 yd pass from Hale (Justus kick), 8-78 3:02
3rd	12:15	OSU - Dobbins 4 yd pass from Fields (Haubeil kick), 7-75 2:45
	4:58	OSU - Teague 40 yd run (Haubeil kick), 9-97 3:30
	0:00	OSU - Arnette 96 yd interception return (Haubeil kick)

	OSU	IND
Score	51	10
FIRST DOWNS	30	15
RUSHES-YARDS (NET)	42-306	31-42
PASSING YDS (NET)	214	215
Passes Att-Comp-Int	29-17-0	36-21-1
TOTAL OFFENSE PLAYS-YARDS	71-520	67-257
Fumble Returns-Yards	0-0	0-0
Punt Returns-Yards	2-19	1-(1)
Kickoff Returns-Yards	2-32	7-113
Interception Returns-Yards	1-96	0-0
Punts (Number-Avg)	3-44.0	8-33.8
Fumbles-Lost	2-1	2-0
Penalties-Yards	5-45	5-54
Possession Time	27:50	32:10
Third-Down Conversions	5 of 10	3 of 17
Fourth-Down Conversions	0 of 0	1 of 2
Red-Zone Scores-Chances	3-4	1-3
Sacks By: Number-Yards	5-30	2-12

RUSHING: **Ohio State**-Dobbins, J.K. 22-193; Teague, Master 10-106; Fields, Justin 4-11; Crowley, Marcus 2-6; McCall, Demario 2-5; Hoak, Gunnar 1-(7); TM 1-(8). **Indiana**-Ramsey, Peyton 14-14; James, Sampson 4-14; Scott III, Stevie 6-9; Gest, Cole 2-6; Philyor, Whop 2-4; Walker Jr., Ronnie 1-0; Tuttle, Jack 2-(5).

PASSING: **Ohio State**-Fields, Justin 14-24-0-199; Hoak, Gunnar 1-1-0-9; Chugunov, Chris 2-4-0-6. **Indiana**-Ramsey, Peyton 19-33-1-162; Hale, Donavan 1-1-0-49; Tuttle, Jack 1-2-0-4.

RECEIVING: **Ohio State**-Olave, Chris 3-70; Victor, B. 4-66; Mack, Austin 2-27; Hill, K.J. 2-23; Dobbins, J.K. 2-14; Wilson, Garrett 2-8; Brown, Cameron 2-6. **Indiana**-Hendershot, Peyton 4-70; Philyor, Whop 3-41; Hale, Donavan 2-33; Westbrook, Nick 3-31; Fryfogle, Ty 2-22; Marshall, Miles 1-10; Scott III, Stevie 1-9; Walker Jr., Ronnie 2-4; Gest, Cole 3-(5).

INTERCEPTIONS: **Ohio State**-Arnette, Damon 1-96. **Indiana**-none.

FUMBLES: **Ohio State**-Brown, Cameron 1-1; TM 1-0. **Indiana**-Fryfogle, Ty 1-0; Ramsey, Peyton 1-0.

SACKS (UA-A): **Ohio State**-Young, Chase 2-0; Friday, Tyler 1-0; Jean-Baptiste 1-0; Hamilton, David 1-0. **Indiana**-Elliott, Demarcus 1-0; Stallings IV, Allen 1-0.

TACKLES (UA-A): **Ohio State**-Fuller, Jordan 5-0; Werner, Pete 5-0; Williamson, M. 3-1; Harrison, Malik 3-1; Okudah, Jeff 3-0; Young, Chase 2-1; Mitchell, T. 1-2; Wade, Shaun 3-0; White, Brendon 3-0; Brown, Cameron 3-0; Friday, Tyler 2-1; Arnette, Damon 2-0; Browning, Baron 1-1; Jean-Baptiste 2-0; Harrison, Zach 1-1; Jackson, A. 1-1; Hamilton, Davon 2-0; Mack, Austin 1-0; Cornell, Jashon 1-0; Riep, Amir 1-0; Banks, Sevnyn 1-0; Gant, Dallas 0-1; Hooker, Marcus 1-0; Borland, Tuf 1-0; Pope, K'Vaughan 1-0; Hilliard, J. 1-0; Landers, Robert 0-1; Togiai, Tommy 1-0. **Indiana**-Williams, Jaylin 4-0; Burgess, Juwan 2-2; Miller, James 4-0; Elliott, Demarcus 4-0; Layne, Raheem 4-0; McFadden, Micah 4-0; Ziemba, Michael 2-2; Johnson, Jamar 2-1; Jones, Reakwon 3-0; Matthews, Devon 3-0; Fitzgerald, Bryant 3-0; Allen, Thomas 2-1; Stallings IV, Allen 3-0; Mullen, Tiawan 2-0; Ball, Marcelino 1-1; Johnson, Jerome 1-1; Brown Jr., Andre 1-0; Bryant, Khalil 0-1; Bryant, Alfred 1-0; Jones, Shamar 0-1.

POST-GAME NOTES

TEAM

- Ohio State marked Indiana's 12th Top-10 opponent since the start of 2015, tied for the third-most nationally with Auburn and Michigan State, behind Alabama (17) and the Buckeyes (13).
- IU also has faced eight Top-5 foes since the start of 2015, tied for the second-most nationally with Auburn and Clemson, behind Alabama (12).
- The Hoosiers received the ball first for the second time this season after OSU won the coin toss and deferred to the second half.
- Senior left tackle **Coy Cronk**, fifth-year senior linebacker **Reakwon Jones**, fifth-year senior right guard **Simon Stepaniak** and fifth-year wide receiver **Nick Westbrook** served as game captains. The four are the team's season captains.
- Former Indiana linebacker Tegray Scales (2014-17) and television/film director David Anspaugh served as today's honorary captains.

OFFENSE

- Fifth-year senior wide receiver **Donavan Hale** became the 45th Hoosier to surpass 1,000 career yards. He made two receptions for 33 yards.
- Hale also completed the first pass of his career when he hit redshirt sophomore tight end **Peyton Hendershot** for a 49-yard touchdown.
- It marked the first TD toss by a wideout since Mitchell Paige found Richard Lagow from 5 yards out in the Hoosiers win over No. 17 Michigan State on Oct. 1, 2016.
- The 49-yarder was a career-long for Hendershot, who finished with a career-high 70 yards on four receptions. Hendershot now owns 13 catches for 191 yards and two scores in 2019. He totaled 15 receptions for 163 yards and two touchdowns in 2018.
- Hendershot's 191 yards rank 10th on the program's single-season list for tight ends.
- Quarterback **Peyton Ramsey** made his first start of his 2019 and the 17th of his career. The redshirt junior moved into ninth place on the program's career list for total offense (5,095).
- Sophomore running back **Stevie Scott III** saw his streak of seven-straight games crossing the goal line snapped.

DEFENSE

- Junior defensive end **Michael Ziemba** recorded a career-high four tackles, including two solos. His 1.5 TFLs and two quarterback hurries were also a career-high.
- Redshirt sophomore safety **Juwan Burgess** forced his first career fumble in the fourth quarter, while senior safety **Khalil Bryant** made the recovery, the first of his career.
- IU has a takeaway in 20 of its last 21 games.
- Fifth-year senior defensive end **Allen Stallings IV** recorded his sixth-career sack in the second quarter, and sophomore defensive tackle **Demarcus Elliott** added his second-career sack in the fourth quarter. Elliott added matched a career-high with four tackles.

SPECIAL TEAMS

- Fifth-year senior kicker **Logan Justus** continued his perfect season with a 29-yard field goal, his fifth of the year, in the opening stanza and his ninth extra point.
- Indiana's career field goal percentage leader is now 20-of-23 on field goals (87.0 percent) and 41-of-42 on PATs (97.6 percent).
- Justus reached the 100-point mark for his career with his field goal.

GAME 4
INDIANA 38, CONNECTICUT 3
SEPTEMBER 21, 2019

Score by Quarters	1	2	3	4	Score
Connecticut	3	0	0	0	3
Indiana	7	10	14	7	38

1st	11:24	UCONN - Harris 41 yd field goal, 7-15 2:11
	5:01	IND - Philyor 12 yd pass from Ramsey (Justus kick), 12-75 6:23
2nd	13:35	IND - Justus 27 yd field goal, 10-70 4:59
	1:42	IND - Hendershot 4 yd pass from Ramsey (Justus kick), 9-68 4:02
3rd	12:50	IND - Jones, C. 44 yd interception return (Justus, Logan kick)
	4:37	IND - Westbrook 16 yd pass from Ramsey (Justus kick), 10-90 5:04
4th	8:47	IND - Scott III 6 yd run (Justus kick), 8-70 4:11

	UCONN	IND
Score	3	38
FIRST DOWNS	9	25
RUSHES-YARDS (NET)	22-51	40-178
PASSING YDS (NET)	94	252
Passes Att-Comp-Int	30-15-1	28-24-1
TOTAL OFFENSE PLAYS-YARDS	52-145	68-430
Fumble Returns-Yards	0-0	0-0
Punt Returns-Yards	1-12	3-15
Kickoff Returns-Yards	0-0	1-11
Interception Returns-Yards	1-1	1-44
Punts (Number-Avg)	6-44.0	1-57.0
Fumbles-Lost	0-0	1-1
Penalties-Yards	7-45	5-45
Possession Time	24:08	35:52
Third-Down Conversions	3 of 14	8 of 10
Fourth-Down Conversions	1 of 2	0 of 0
Red-Zone Scores-Chances	0-0	5-5
Sacks By: Number-Yards	1-7	2-5

RUSHING: **Connecticut**-MENSAH, Kevin 10-34; THOMPCKINS, Art 7-20; ROSS, Cameron 1-7; ZERGOTIS, Jack 4-(10). **Indiana**-Scott III, Stevie 21-97; James, Sampson 5-20; Ellis, David 1-17; Philyor, Whop 1-11; Walker Jr., Ronnie 3-10; Tuttle, Jack 2-9; Ramsey, Peyton 4-8; Thomas, Connor 2-8; TEAM 1-(2).

PASSING: **Connecticut**-ZERGOTIS, Jack 14-28-1-90; KRAJEWSKI, Steve 1-2-0-4. **Indiana**-Ramsey, Peyton 23-27-1-247; Tuttle, Jack 1-1-0-5.

RECEIVING: **Connecticut**-ROSS, Cameron 3-30; ROSE, Jay 5-28; THOMPCKINS, Art 3-16; DRAYTON, Matt 1-8; MEDLOCK, Jayce 1-6; BROWN, Ardell 1-4; MENSAH, Kevin 1-2. **Indiana**-Philyor, Whop 4-47; Fryfogle, Ty 5-47; Hendershot, Peyton 5-43; Marshall, Miles 2-35; Westbrook, Nick 2-32; Hale, Donovan 1-25; Scott III, Stevie 2-11; Bjorson, Matt 1-6; Ellis, David 1-5; Gest, Cole 1-1.

INTERCEPTIONS: **Connecticut**-HARRIS, Dillon 1-1. **Indiana**-Jones, Cam 1-44.

FUMBLES: **Connecticut**-none. **Indiana**-Hendershot, Peyton 1-1.

SACKS (UA-A): **Connecticut**-UGUAK, Lwal 1-0. **Indiana**-Stallings IV, Allen 1-0; Johnson, Jerome 0-1; Jones, Shamar 0-1.

TACKLES (UA-A): **Connecticut**-FORTT, Omar 3-5; HARRELL, Diamon 4-3; JONES, Kevon 6-0; WATTS, Eric 4-2; GANYI, Terrence 4-1; COYLE, Tyler 1-4; GILMARTIN, Ryan 3-2; WILLIAMS, Kyle 1-3; HARRIS, Dillon 2-2; ROBINSON, Oneil 2-1; KING, Robert 3-0; BELL, Myles 2-0; HERRING-WILSON 2-0; PAUL, Keyshawn 0-2; MORGAN, D.J. 2-0; THOMAS, Caleb 2-0; JONES, Travis 2-0; UGUAK, Lwal 2-0; TURNER, Messiah 0-1; LUCIEN, Jeremy 1-0; MITCHELL, Jacks 1-0; KEATING, Brian 1-0; DEVAUGHN, Pierce 1-0. **Indiana**-Johnson, Jamar 5-1; Jones, Reakwon 5-1; Jones, Cam 3-1; Matthews, Devon 3-0; Fitzgerald, Bryant 3-0; Ziemba, Michael 2-1; Johnson, Jerome 1-2; Bryant, Khalil 2-0; Allen, Thomas 1-1; Mullen, Tiawan 1-0; Burgess, Juwan 1-0; Ball, Marcelino 1-0; Brown Jr., Andre 1-0; Layne, Raheem 1-0; Pierre, Noah 1-0; McFadden, Micah 1-0; Everett, Gavin 1-0; Jones, Caleb 1-0; Jones, Shamar 0-1; Stallings IV, Allen 1-0.

POST-GAME NOTES

TEAM

- Indiana finished with a perfect 3-0 non-conference mark and has won 17 of its last 18 regular season non-conference games, including nine straight, and 12 of its last 13 at Memorial Stadium.
- IU's nine-consecutive non-conference victories mark the program's longest winning streak since 1909-15 (16 straight).
- The Hoosiers downed Connecticut for the first time in three meetings.
- Offensive lineman **Matthew Bedford** became the 10th true freshman to take the field in 2019.
- Former kicker **Chris Gartner** (1970-72) and linebacker **Donnie Thomas** (posthumously, 1973-75) were officially inducted into the Indiana Athletics Hall of Fame on Friday and were recognized in the second quarter this afternoon.
- Senior left tackle **Coy Cronk**, fifth-year senior linebacker **Reakwon Jones**, fifth-year senior right guard **Simon Stepaniak** and fifth-year wide receiver **Nick Westbrook** served as game captains. The four are the team's season captains.
- Gartner, **Peggy Thomas** (wife of **Donnie Thomas**) and former IU linebacker & IU Hall of Famer **Ken Kaczmarek** (1965-67) served as today's honorary captains.
- The Hoosiers received the ball first for the third time this season after the Huskies won the coin toss and deferred to the second half.
- BTN Tailgate, hosted by Dave Revsine, Gerry DiNardo, Howard Griffith and Michelle McMahon, aired live outside the west entrance of Assembly Hall from 10 a.m.-noon.

OFFENSE

- Redshirt junior **Peyton Ramsey** finished 23-of-27 for 247 yards and three touchdowns, his fourth-career game with three passing scores. His completion percentage of 85.2 is third on the program's single-game list. Ramsey owns the first, third and fourth spots.
- The Cincinnati native moved into a tie for 6th on the school's career passing TDs list (34), and into eighth in total offense (5,464) and attempts (726).
- Sophomore **Stevie Scott III** posted season-highs with 21 carries and 97 yards (4.6 average) to go along with one touchdown.
- Scott owns four TDs this year and 14 in his career. He has scored in eight of his last nine games.
- Ten different receivers caught a pass, led by wide receiver **Ty Fryfogle** and tight end **Peyton Hendershot**, who each brought in five balls.
- Fryfogle totaled 47 yards on the day, while Hendershot tallied 43 yards and reached the end zone for the third-straight game.
- **Whop Philyor** opened Indiana's scoring with a 12-yard reception in the opening quarter. It was Philyor's first score of the season and the fifth of his career. The junior finished the afternoon with four catches for 47 yards. Philyor added 11 rushing yards and 15 punt return yards.
- Fifth-year senior **Nick Westbrook** collected his second TD of 2019 and the 13th of his career in the third quarter. He made a pair of receptions for 32 yards.
- Senior left tackle **Coy Cronk** made the 40th start of his career.
- Fifth-year center **Hunter Littlejohn** made the 20th start of his career.

DEFENSE

- Indiana held Connecticut to three points, 145 total yards, 94 passing yards and 51 rushing yards.
- The three points allowed are the fewest against an FBS opponent since the Hoosiers shut out Rutgers on Nov. 18, 2017.
- The 51 rushing yards allowed are the fewest since holding Illinois to 33 on Nov. 11, 2017.
- The 94 passing yards allowed are the fewest since holding Michigan to 54 on Oct. 14, 2017.
- The 145 total yards allowed are the fewest since holding Michigan State to 138 on Oct. 5, 1991.
- IU allowed just 2.79 yards per play against UConn. The Huskies totaled their 145 yards on 52 plays in the game.
- Linebacker **Cam Jones** picked off his second-career pass and returned it 44 yards for a touchdown in the third quarter. The sophomore added four tackles, one for loss, and one pass breakup.
- It marked Indiana's first pick-6 since **Jonathan Crawford** (33 yards) at Florida International on Sept. 1, 2018.
- IU now has a takeaway in 21 of its last 22 games and an INT in 12 of its last 14 games.
- Fifth-year senior linebacker **Reakwon Jones** and sophomore husky **Jamar Johnson** led the Hoosiers with six tackles.
- Senior defensive end **Allen Stallings IV** recorded his second sack of the year (back-to-back games) and the seventh of his career.
- Redshirt junior defensive tackle **Jerome Johnson** (6.5 career) and redshirt freshman defensive tackle **Shamar Jones** (half-sack career) shared a sack.
- Junior defensive end **Michael Ziemba** made the first start of his career.

SPECIAL TEAMS

- Indiana's career field goal percentage leader **Logan Justus** continued his perfect season with a 29-yard field goal, his sixth of the year, in the opening stanza. He connected on all five extra points, bringing his total to 14 this year.
- Justus is now 21-of-24 on field goals (87.5 percent) and 46-of-47 on PATs (97.7 percent).

GAME 5
MICHIGAN STATE 40, INDIANA 31
SEPTEMBER 28, 2019

Score by Quarters	1	2	3	4	Score
Indiana	7	7	3	14	31
Michigan State	7	14	0	19	40

1st	8:04	MSU - Collins 4 yd run (Coghlin kick), 6-71 2:11
	1:35	IND - Philyor 28 yd pass from Penix Jr. (Justus kick), 6-68 2:04
2nd	12:55	MSU - Stewart 5 yd pass from Lewerke (Coghlin kick), 10-75 3:40
	4:07	IND - Penix Jr. 2 yd run (Justus kick), 10-80 5:38
	0:33	MSU - Stewart 26 yd pass from Lewerke (Coghlin kick), 5-56 0:46
3rd	8:23	IND - Justus 26 yd field goal, 12-81 6:32
4th	14:52	IND - Hale 12 yd pass from Penix Jr. (Justus kick), 13-80 6:36
	12:12	MSU - Seybert 10 yd pass from Lewerke (Coghlin kick), 2-26 0:30
	3:33	MSU - Coghlin 44 yd field goal, 13-54 6:25
	2:00	IND - Philyor 11 yd pass from Penix Jr. (Justus kick), 6-78 1:27
	0:05	MSU - Coghlin 21 yd field goal, 5-72 1:55
	0:00	MSU - Dowell 0 yd fumble recovery

	IND	MSU
Score	31	40
FIRST DOWNS	26	23
RUSHES-YARDS (NET)	28-70	34-142
PASSING YDS (NET)	286	300
Passes Att-Comp-Int	42-33-0	36-18-0
TOTAL OFFENSE PLAYS-YARDS	70-356	70-442
Fumble Returns-Yards	0-0	1-0
Punt Returns-Yards	2-12	1-22
Kickoff Returns-Yards	6-113	2-42
Interception Returns-Yards	0-0	0-0
Punts (Number-Avg)	5-45.8	4-54.2
Fumbles-Lost	1-1	0-0
Penalties-Yards	9-85	6-61
Possession Time	34:20	25:40
Third-Down Conversions	6 of 13	5 of 13
Fourth-Down Conversions	0 of 1	1 Of 2
Red-Zone Scores-Chances	4-4	4-4
Sacks By: Number-Yards	0-0	1-6

RUSHING: **Indiana**-Scott III, Stevie 18-66; Walker Jr., Ronnie 4-11; Philyor, Whop 1-6; TEAM 1-(2); Penix Jr., Michael 2-(4); James, Sampson 2-(7). **Michigan State**-Lewerke, Brian 12-78; Collins, Elijah 17-56; Nelson, Laress 1-5; Jefferson, La'Darius 2-4; Williams, Anthony 1-2; TEAM 1-(3).

PASSING: **Indiana**-Penix Jr., Michael 33-42-0-286. **Michigan State**-Lewerke, Brian 18-36-0-300.

RECEIVING: **Indiana**-Philyor, Whop 14-142; Hale, Donovan 7-99; Scott III, Stevie 4-28; Fryfogle, Ty 3-25; Hendershot, Peyton 2-8; Ellis, David 1-7; Westbrook, Nick 2-3; Penix Jr., Michael 0-(26). **Michigan State**-Stewart, Darrell 5-117; White, Cody 4-67; Seybert, Matt 3-43; Hayes, C.J. 3-38; Collins, Elijah 1-16; Gillison, Trenton 1-12; Dotson, Matt 1-7.

INTERCEPTIONS: **Indiana**-none. **Michigan State**-none.

FUMBLES: **Indiana**-Penix Jr., Michael 1-1. **Michigan State**-none.

SACKS (UA-A): **Indiana**-none. **Michigan State**-Williams, Raequan 1-0.

TACKLES (UA-A): **Indiana**-Jones, Reakwon 4-1; Elliott, Demarcus 4-1; McFadden, Micah 2-3; Jones, Cam 3-1; Head Jr., James 1-3; Fitzgerald, Bryant 4-0; Williams, Jaylin 2-1; Ball, Marcelino 3-0; Layne, Raheem 3-0; Bryant, Khalil 2-1; Mullen, Tiawan 2-0; Burgess, Juwan 1-1; Miller, James 0-2; Allen, Thomas 1-1; Bryant, Alfred 0-2; Jones, Shamar 1-1; Johnson, Jerome 1-1; Stallings IV, Allen 0-2; Brown Jr., Andre 1-0; Matthews, Devon 0-1; Casey, Aaron 1-0. **Michigan State**-Willekes, Kenny 5-7; Simmons, Antjuan 4-5; Dowell, David 6-2; Thompson, Tyriq 2-5; Bachie, Joe 4-3; Scott, Josiah 3-3; Henderson, Xavier 3-2; Williams, Raequan 2-3; Kline, Chase 1-2; Butler, Josh 3-0; Panasiuk, Jacob 1-2; Long, Dominique 2-0; Dowell, Michael 1-1; Jones, Naquan 1-1; Person, Tre 1-0; Gervin, Kalon 1-0; Warinner, Edward 0-1; Pedrozo, Jude 1-0; Mandryk, Jack 1-0; Panasiuk, Mike 0-1; Beesley, Drew 1-0.

POST-GAME NOTES

OFFENSE

- Redshirt freshman **Michael Penix Jr.** returned to action for the first time since week two and finished 33-of-42 (78.6 percent) for 286 yards with a career-best three passing touchdowns and one rushing TD, the first of his career, in his first-career road start.
- Penix completed a school-record 20-straight passes. The streak is the second-longest in Big Ten history behind Chuck Long's 22-straight in 1984.
- His 33 completions were a career-high and share seventh on the program's single-game list.
- Junior **Whop Philyor** posted his third-career 100-yard receiving game and his third-career double-digit receptions contest with 142 yards on 14 catches and a career-high two touchdowns.
- His 14 receptions set a career-high and are tied for the third-most in a single game by a Hoosier. It's the most receptions in a game for an Indiana receiver since Tandon Doss pulled in 15 in 2010.
- Philyor is the lone IU receiver with multi-games with 10 catches and has reached 100 and 10 twice against Michigan State in his career.
- Fifth-year senior **Donavan Hale** brought in seven catches for 99 yards, including a touchdown in the fourth quarter.
- Sophomore **Stevie Scott III** rushed 18 times for 66 yards. He posted a season-high 19-yard run in the first quarter.
- Scott hauled in a career-high four passes for a career-high-tying 28 yards.
- Indiana's 286 passing yards, 356 total yards and 31 points were season-highs surrendered by Michigan State's defense.
- Fifth-year senior right guard **Simon Stepaniak** made the 25th start of his career.
- True freshman offensive tackle **Matthew Bedford** made the first start of his career.

DEFENSE

- Sophomore linebacker **Micah McFadden** had a career-best two tackles for loss.
- McFadden, fifth-year senior linebacker **Reakwon Jones** and sophomore defensive tackle **Demarcus Elliott** led the team with five tackles each.
- True freshman cornerback **Tiawan Mullen** (4) and redshirt sophomore safety **Bryant Fitzgerald** (2) each finished with career-highs in pass breakups.
- Sophomore defensive end **James Head Jr.** and redshirt junior husky **Marcelino Ball** each posted career-highs in quarterback hurries with two apiece.
- Indiana finished with a season-high seven PBU's and six quarterback hurries.
- Ball made the 30th start of his career.

SPECIAL TEAMS

- Indiana's career field goal percentage leader **Logan Justus** continued his perfect season with a 26-yard field goal, his seventh of the year, in the third quarter. He connected on all four extra points, bringing his total to 18 this year.
- Justus is now 22-of-25 on field goals (88.0 percent) and 50-of-51 on PATs (98.0 percent). His 22 field goals share 10th on the program's career list.
- Fifth-year senior punter **Haydon Whitehead** averaged 45.8 yards on five punts with a long of 65, a career-high.
- True freshman **David Ellis** went over 100 kick return yards for the third time with 103 yards on five returns.

TEAM

- Senior left tackle **Coy Cronk** (injured), fifth-year senior linebacker **Reakwon Jones**, fifth-year senior right guard **Simon Stepaniak** and fifth-year wide receiver **Nick Westbrook** served as game captains. The four are the team's season captains.
- Michigan State won the coin toss and elected to receive.

#1 WHOP PHILYOR, WR

Receptions	14, at Michigan State, 9/28/19
Receiving Yards	148, vs. Michigan State, 9/22/18
Long Reception	65, vs. Michigan State, 9/22/18
Receiving TDs	2, at Michigan State, 9/28/19
Carries	3, at Penn State, 10/14/17
Rushing Yards	29, vs. Ball State, 9/15/18
Long Rush	29, vs. Ball State, 9/15/18
Punt Return Yards	15, vs. UConn, 9/21/19
Long Punt Return	11, vs. Ball State, 8/31/19

#2 REESE TAYLOR, DB

Carries	4, vs. Virginia, 9/8/18
Rushing Yards	40, at FIU, 9/1/18
Long Rush	32, at FIU, 9/1/18
Receptions	6, vs. Iowa, 10/13/18
Receiving Yards	28, vs. Iowa, 10/13/18
Long Reception	22, at Michigan, 11/17/18
Kick Returns	3, vs. Ball State, 9/15/18
Kick Return Yards	66, vs. Ball State, 9/15/18
Long Kick Return	28, vs. Ball State, 9/15/18
All-Purpose Yards	83, vs. Ball State, 9/15/18

#3 TY FRYFOGLE, WR

Receptions	6, vs. Ball State, 8/31/19
Receiving Yards	71, vs. Iowa, 10/13/18
Long Reception	37, at Minnesota, 10/26/18
Receiving TDs	1 (3x), last at Michigan, 11/17/18

#6 DONAVAN HALE, WR

Receptions	10, vs. Purdue, 11/24/18
Receiving Yards	110, vs. EIU, 9/7/19
Long Reception	49, vs. Wake Forest, 9/24/16
Receiving TDs	2, at FIU, 9/1/18
Kick Returns	3, vs. Purdue, 11/26/16
Punt Return Yards	40, vs. Purdue, 11/26/16
Long Punt Return	19, vs. Purdue, 11/26/16

#8 STEVIE SCOTT III, RB

Carries	31, vs. Virginia, 9/8/18
Rushing Yards	204, vs. Virginia, 9/8/18
Long Rush	45, at Ohio State, 10/6/18
Rushing TDs	2 (3x), last vs. Ball State, 8/31/19
Receptions	4, at Michigan State, 9/28/19
Receiving Yards	28 (2x), last at Michigan State, 9/28/19
Long Reception	19, vs. Penn State, 10/20/18
All-Purpose Yards	204, vs. Virginia, 9/15/18

#9 MICHAEL PENIX JR., QB

Completions	33, at Michigan State, 9/28/19
Pass Attempts	42, at Michigan State, 9/28/19
Passing Yards	326, vs. Ball State, 8/31/19
Long Completion	75, vs. Ball State, 8/31/19
Passing TDs	3, at Michigan State, 9/28/19
Carries	7, vs. Ball State, 8/31/19
Rushing Yards	67, vs. Ball State, 8/31/19
Rushing TDs	1, at Michigan State, 9/28/19
Long Rush	24, vs. Ball State, 8/31/19

#10 DAVID ELLIS, WR/KR

Receptions	2, vs. EIU, 9/7/19
Receiving Yards	26, vs. EIU, 9/7/19
Long Reception	14, vs. EIU, 9/7/19
Carries	1, vs. UConn, 9/21/19
Rushing Yards	17, vs. UConn, 9/21/19
Long Rush	17, vs. UConn, 9/21/19
Kick Returns	6, vs. Ohio State, 9/14/19
Kick Return Yards	110, vs. Ohio State, 9/14/19
Long Kick Return	33, vs. Ball State, 8/31/19
All-Purpose Yards	110 (2x), last at Michigan State, 9/28/19

#12 PEYTON RAMSEY, QB

Completions	36, vs. Purdue, 11/24/18
Pass Attempts	51, vs. Purdue, 11/24/18
Passing Yards	345, vs. Purdue, 11/24/18
Long Completion	65, vs. Michigan State, 9/22/18
Passing TDs	3 (3x), last at Ohio State, 10/6/18
Carries	18, vs. Michigan State, 9/22/18
Rushing Yards	57, at Minnesota, 10/26/18
Long Rush	35, vs. Maryland, 11/10/18
Rushing TDs	1 (7x), last vs. Purdue, 11/24/18
Total Offense	382, vs. Purdue, 11/24/18

#13 MILES MARSHALL, WR

Receptions	2 (2x), last vs. UConn, 9/21/19
Receiving Yards	35, vs. UConn, 9/21/19
Long Reception	22, vs. UConn, 9/21/19
Receiving TDs	1, vs. EIU, 9/7/19

#15 NICK WESTBROOK, WR

Receptions	10, at Northwestern, 10/22/16
Receiving Yards	133, vs. Ball State 9/10/16
Long Reception	79, vs. Ball State, 9/10/16
Receiving TDs	2 (2x), vs. Wake Forest, 9/24/16
Carries	1, at Northwestern, 10/22/16
Rushing Yards	3, at Northwestern, 10/22/16
Long Rush	3, at Northwestern, 10/22/16
Rushing TDs	1, at Northwestern, 10/22/16

#23 RONNIE WALKER JR., RB

Carries	9, vs. Ball State, 9/15/18
Rushing Yards	41, vs. Ball State, 9/15/18
Long Rush	30, vs. Penn State, 10/20/18
Rushing TDs	1 (2x), last vs. Penn State, 10/20/18
Receptions	2, vs. Ohio State, 9/14/19
Receiving Yards	64, vs. EIU, 9/7/19
Long Reception	64, vs. EIU, 9/7/19
Receiving TDs	1, vs. EIU, 9/7/19

#24 SAMPSON JAMES, RB

Carries	12, vs. EIU, 9/7/19
Rushing Yards	22, vs. EIU, 9/7/19
Long Rush	9, vs. Ohio State, 9/14/19
Rushing TDs	1, vs. EIU, 9/7/19
Receptions	2, vs. EIU, 9/7/19
Receiving Yards	21, vs. EIU, 9/7/19
Long Reception	11, vs. EIU, 9/7/19

#38 CONNOR THOMAS, RB

Carries	2, vs. UConn, 9/21/19
Rushing Yards	8, vs. UConn, 9/21/19
Long Rush	5, vs. UConn, 9/21/19

#82 LOGAN JUSTUS, K

Field Goals	4, vs. Ball State, 8/31/19
Field Goal Att.	4, vs. Ball State, 8/31/19
Long Field Goal	50, vs. Ball State, 8/31/19
Extra Points Made	5 (2x), last vs. Ball State, 9/15/18
Points Scored	14, vs. Ball State, 8/31/19

#84 TURON IVY JR., TE

Receptions	3, vs. EIU, 9/7/19
Receiving Yards	24, vs. EIU, 9/7/19
Long Reception	14, vs. EIU, 9/7/19

#86 PEYTON HENDERSHOT, TE

Receptions	5 (2x), last vs. UConn, 9/21/19
Receiving Yards	70, vs. Ohio State, 9/14/19
Long Reception	49, vs. Ohio State, 9/14/19
Receiving TDs	1 (3x), last vs. EIU, 9/7/19

#89 MATT BJORSON, TE

Receptions	2, vs. Ball State, 9/15/18
Receiving Yards	31, vs. Ball State, 9/15/18
Long Reception	22, vs. Ball State, 9/15/18

#94 HAYDON WHITEHEAD, P

Punts	9 (4x), last at Purdue, 11/25/17
Punt Yards	393, vs. Michigan State, 9/22/18
Career Long	65, at Michigan State, 9/28/19
Punting Average	43.7, at Michigan State, 10/21/17
Inside 20	5, at Illinois, 11/11/17

#2 REESE TAYLOR, DB

Tackles 2, at FIU, 9/1/18
Solo Tackles 2, at FIU, 9/1/18
Pass Breakups 1, vs. EIU, 9/7/19

#3 TIAWAN MULLEN, DB

Tackles 2 (2x), last at Michigan State, 9/28/19
Solo Tackles 2 (2x), last at Michigan State, 9/28/19
Tackles for Loss 1, vs. Ohio State, 9/14/19
Pass Breakups 4, at Michigan State, 9/28/19

#4 CAM JONES, LB

Tackles 6, vs. Ball State, 8/31/19
Solo Tackles 3 (5x), last at Michigan State, 9/28/19
Tackles for Loss 1, vs. UConn, 9/21/19
Interceptions 1 (2x), last vs. UConn, 9/21/19
Long Interception Return 44, vs. UConn, 9/21/19
Forced Fumbles 1 (2x), last at Minnesota, 10/26/18
Fumble Recoveries 1, at Ohio State, 10/6/18
Pass Breakups 1 (3x), last vs. UConn, 9/21/19

#5 JUWAN BURGESS, DB

Tackles 5 (2x), last vs. Iowa, 10/13/18
Solo Tackles 3, vs. Iowa, 10/13/18
Tackles for Loss 1 (3x), last vs. Ohio State, 9/14/19
Pass Breakups 1, vs. Iowa, 10/13/18
Forced Fumbles 1, vs. Ohio State, 9/14/19
Fumble Recoveries 1, vs. Minnesota, 10/26/18

#6 JAMES HEAD JR., DL

Tackles 4 (3x), last at Michigan State, 9/28/19
Solo Tackles 3, at Ohio State, 10/6/18
Tackles for Loss 1.5, vs. EIU, 9/7/19
Sacks 1.5, vs. EIU, 9/7/19
Pass Breakups 1, vs. EIU, 9/7/19

#7 REAKWON JONES, LB

Tackles 11, vs. Ball State, 8/31/19
Solo Tackles 5 (2x), last vs. UConn, 9/21/19
Tackles for Loss 2, vs. Ball State, 9/15/18
Sacks 1, vs. Ball State, 9/15/18
Pass Breakups 2, at Rutgers, 9/29/18
Fumble Recoveries 1, vs. Michigan State, 9/22/18

#8 JAMES MILLER, LB

Tackles 4 (2x), vs. Ohio State, 9/14/19
Solo Tackles 4, vs. Ohio State, 9/14/19
Tackles for Loss 1 (2x), last vs. EIU, 9/7/19
Sacks 0.5, vs. Ball State, 8/31/19

#9 MARCELINO BALL, DB

Tackles 10 (4x), last vs. Michigan, 11/17/18
Solo Tackles 8 (2x), last at Northwestern, 8/22/16
Tackles for Loss 3, vs. Michigan State, 9/22/18
Sacks 2, vs. Michigan State, 9/22/18
Interceptions 1 (3x), last at Michigan, 11/17/18
Pass Breakups 2 (2x), last vs. Michigan, 11/17/18
Forced Fumbles 1, vs. Michigan State, 9/22/18
Fumbles Recovered 1, vs. Maryland, 10/29/16

#14 ANDRE BROWN JR., DB

Tackles 8, at Illinois, 11/11/17
Solo Tackles 6, vs. Purdue, 11/24/18
Tackles for Loss 1 (4x), last vs. Purdue, 11/24/18
Pass Breakups 2 (2x), last vs. Purdue, 11/24/18
Forced Fumbles 1, vs. GS, 9/23/17
Fumble Recoveries 1 (2x), last vs. GS, 9/23/17

#17 RAHEEM LAYNE, DB

Tackles 7 (2x), last vs. Maryland, 11/10/18
Solo Tackles 7, vs. Maryland, 11/10/18
Tackles for Loss 0.5, at Minnesota, 10/26/18
Forced Fumbles 1, at Minnesota, 10/26/18
Fumble Recoveries 1, at Minnesota, 10/26/18
Pass Breakups 2, at Rutgers, 9/29/18

#22 JAMAR JOHNSON, DB

Tackles 6, vs. UConn, 9/21/19
Solo Tackles 5, vs. UConn, 9/21/19
Tackles for Loss 1, vs. Ball State, 8/31/19
Sacks 1, vs. Ball State, 8/31/19
Interceptions 1, at Rutgers, 9/29/18
Pass Breakups 1 (2x), last vs. EIU, 9/7/19

#23 JAYLIN WILLIAMS, DB

Tackles 5, at Rutgers, 9/29/18
Solo Tackles 4 (3x), last vs. Ohio State, 9/14/19
Tackles for Loss 1, at Rutgers, 9/29/18
Interceptions 1 (2x), vs. Ball State, 8/31/19
Long INT Return 29, vs. Ball State, 8/31/19
Pass Breakups 1 (2x), last vs. Maryland, 11/10/18

#27 DEVON MATTHEWS, DB

Tackles 9, vs. Ball State, 8/31/19
Solo Tackles 6, vs. Ball State, 8/31/19
Tackles for Loss 1, vs. Purdue, 11/24/18
Interceptions 1, at Ohio State, 10/6/18
Pass Breakups 1, vs. Michigan State, 9/22/18
Fumble Recoveries 1, at FIU, 9/1/18

#28 A'SHON RIGGINS, DB

Tackles 7, at Virginia, 9/9/17
Solo Tackles 5 (3x), vs. Purdue, 11/26/16
Tackles for Loss 1 (2x), last Rutgers, 11/5/16
Sacks 1, vs. Ball State, 9/10/16
Interceptions 1, at Ohio State, 10/8/16
Long INT Return 31, at Ohio State, 10/8/16
Pass Breakups 2 (3x), last at Virginia, 9/9/17
Fumbles Forced 1, vs. Ball State, 9/10/16

#29 KHALIL BRYANT, DB

Tackles 5 (4x), last vs. Penn State, 10/20/18
Solo Tackles 4, vs. Michigan, 11/17/18
Interceptions 1, vs. Michigan State, 9/22/18
Long INT Return 4, vs. Michigan State, 9/22/18
Forced Fumbles 1, at Minnesota, 10/26/18
Fumble Recoveries 1, vs. Ohio State, 9/14/19

#31 BRYANT FITZGERALD, DB

Tackles 6, vs. Maryland, 11/10/18
Solo Tackles 5, vs. Maryland, 11/10/18
Tackles for Loss 1 (3x), last vs. UConn, 9/21/19
Interceptions 1 (3x), last at Minnesota, 10/26/18
Long INT Return 9, at Ohio State, 10/6/18
Pass Breakups 2, at Michigan State, 9/28/19
Forced Fumbles 1 (2x), last at Minnesota, 10/26/18
Fumble Recoveries 1, vs. Virginia, 9/8/18

#44 THOMAS ALLEN, LB

Tackles 4, at Minnesota, 10/26/18
Solo Tackles 3 (2x), last at Michigan, 11/17/18
Tackles for Loss 2, at Michigan State, 9/28/19
Sacks 1, vs. Penn State, 10/20/18
Interceptions 1, vs. Iowa, 10/13/18
Long INT Return 30, vs. Iowa, 10/13/18

#47 MICAH MCFADDEN, LB

Tackles 6, vs. Ball State, 8/31/19
Solo Tackles 4 (2x), last vs. Ohio State, 9/14/19
Tackles for Loss 1 (2x), last vs. Ball State, 8/31/19
Sacks 0.5, vs. EIU, 9/7/19
Forced Fumbles 1, vs. Virginia, 9/8/18

#69 GAVIN EVERETT, DL

Tackles 5, at Michigan, 11/17/18
Solo Tackles 5, at Michigan, 11/17/18
Tackles for Loss 2, at FIU, 9/1/18
Sacks 0.5, vs. Purdue, 11/24/18
Forced Fumbles 1, at Purdue, 11/25/17
Pass Breakups 1 (3x), last vs. Purdue, 11/24/18

#87 MICHAEL ZIEMBA, DL

Tackles 4, vs. Ohio State, 9/14/19
Solo Tackles 2 (3x), last vs. UConn, 9/21/19
Tackles for Loss 1.5, vs. Ohio State, 9/14/19
Sacks 1, vs. Purdue, 9/24/18

#92 ALFRED BRYANT, DL

Tackles 3 (2x), last vs. EIU, 9/7/19
Solo Tackles 3, vs. EIU, 9/7/19
Tackles for Loss 2 (2x), vs. EIU, 9/7/19
Forced Fumbles 1, vs. Maryland, 11/10/18
Fumble Recoveries 1, vs. Maryland, 11/10/18

#93 JUAN HARRIS, DL

Tackles 3, vs. Ball State, 8/31/19

#94 DEMARCUS ELLIOTT, DL

Tackles 5, at Michigan State, 9/28/19
Solo Tackles 4 (2x), last at Michigan State, 9/28/19
Sacks 1 (2x), last vs. Ohio State, 9/14/19
Tackles for Loss 1 (2x), last vs. Ohio State, 9/14/19

#98 JEROME JOHNSON, DL

Tackles 5 (3x), last vs. Purdue, 11/24/18
Solo Tackles 4 (2x), last vs. Purdue, 11/24/18
Sacks 1.5 (2x), last vs. Ball State, 8/31/19
Tackles for Loss 2 (2x), last vs. Penn State, 11/24/18
Forced Fumbles 1, at FIU, 9/1/18
Fumble Recoveries 1, vs. Maryland, 11/10/18

#99 ALLEN STALLINGS IV, DL

Tackles 5, at Ohio State, 10/6/18
Solo Tackles 3 (3x), last vs. Ohio State, 9/14/19
Sacks 1 (4x), last vs. Penn State, 10/20/18
Tackles for Loss 2 (2x), last vs. Penn State, 10/20/18
Forced Fumbles 1 (2x), vs. Virginia, 9/8/18



THOMAS ALLEN

44

LB • 6-3, 240 • So.-R
Tampa, Fla. • Plant

2019 BIO

Made one tackle in season-opening win over Ball State ... had two tackles in win over EIU ... had three tackles against Ohio State ... made one tackle in win over UConn ... totaled two tackles at Michigan State.

ALLEN'S CAREER STATS

	GP/GS	Solo	Ast	Total	Sack	TFL	FF	FR-Yds	Int-Yds	QBH	PBU
2018	12/0	20	8	28	1-1	3-4	-	-	1-30	2	-
2019	5/0	5	5	10	-	-	-	-	-	-	-
Totals	17/0	25	13	38	1-1	3-4	-	-	1-30	2	-

ALLEN'S CAREER GAME-BY-GAME

2019

Opponent	Solo	Ast	Total	TFL-Yds	Sacks	FF	FR-Yds	Int-Yds	QBH	PBU
vs. Ball State	1	-	1	-	-	-	-	-	-	-
Eastern Illinois	-	2	2	-	-	-	-	-	-	-
Ohio State	2	1	3	-	-	-	-	-	-	-
Connecticut	1	1	1	-	-	-	-	-	-	-
at MSU	1	1	2	-	-	-	-	-	-	-
Totals	5	5	10	-	-	-	-	-	-	-

2018

Opponent	Solo	Ast	Total	TFL-Yds	Sacks	FF	FR-Yds	Int-Yds	QBH	PBU
at FIU	3	-	3	1-2	-	-	-	-	-	-
Virginia	2	-	2	-	-	-	-	-	1	-
Ball State	3	-	3	-	-	-	-	-	-	-
Michigan State	1	1	2	0.5-0	-	-	-	-	-	-
at Rutgers	1	-	1	-	-	-	-	-	-	-
at Ohio State	-	3	3	-	-	-	-	-	-	-
Iowa	1	1	2	-	-	-	-	1-30	1	-
Penn State	2	-	2	1-1	1-1	-	-	-	-	-
at Minnesota	2	2	4	0.5-1	-	-	-	-	-	-
Maryland	1	-	1	-	-	-	-	-	-	-
at Michigan	3	-	3	-	-	-	-	-	-	-
Purdue	1	1	2	-	-	-	-	-	-	-
Totals	20	8	28	3-4	1-1	-	-	1-30	2	-



MARCELINO BALL

9

DB • 6-0, 223 • Jr.-R
Roswell, Ga. • Roswell

2019 BIO

Totalled 10 tackles, five solo, in win over Ball State ... had two stops against Ohio State ... made one tackle in win over UConn ... recorded three tackles and two quarterback hurries at Michigan State.

BALL'S CAREER STATS

	GP/GS	Solo	Ast	Total	Sack	TFL	FF	FR-Yds	Int-Yds	QBH	PBU
2016	13/12	60	15	75	-	4.5-11	-	1-0	2-(-5)	2	8
2017	3/3	13	7	20	-	0.5-0	-	-	-	1	-
2018	12/11	40	19	59	2.5-22	7.5-41	1	-	1-2	1	3
2019	5/4	10	6	16	-	-	-	-	-	2	-
Totals	33/30	123	47	170	2.5-22	12.5-52	1	1-0	3-(-3)	6	11

BALL'S CAREER GAME-BY-GAME

2019

Opponent	Solo	Ast	Total	TFL-Yds	Sacks	FF	FR-Yds	Int-Yds	QBH	PBU
vs. Ball State	5	5	10	-	-	-	-	-	-	-
Eastern Illinois	-	-	-	-	-	-	-	-	-	-
Ohio State	1	1	2	-	-	-	-	-	-	-
Connecticut	1	-	1	-	-	-	-	-	-	-
at MSU	3	-	3	-	-	-	-	-	2	-
Totals	10	6	16	-	-	-	-	-	2	-

2018

Opponent	Solo	Ast	Total	TFL-Yds	Sacks	FF	FR-Yds	Int-Yds	QBH	PBU
at FIU	3	1	4	-	-	-	-	-	-	-
Virginia	0	1	1	-	-	-	-	-	-	-
Ball State	4	0	4	-	-	-	-	-	1	-
Michigan State	6	0	6	3-22	2-18	1	-	-	-	-
at Rutgers	1	0	1	1-4	-	-	-	-	-	1
at Ohio State	3	5	8	-	-	-	-	-	-	-
Iowa	4	2	6	1-5	-	-	-	-	-	-
Penn State	7	3	10	1.5-7	0.5-4	-	-	-	-	1
at Minnesota	1	3	4	-	-	-	-	-	-	1
Maryland	2	-	2	-	-	-	-	-	-	-

at Michigan	6	4	10	-	-	-	-	1-2	-	-
Purdue	3	0	3	1-3	-	-	-	-	-	-
Totals	40	19	59	7.5-41	2.5-22	1	-	-	1	3

2017

Opponent	Solo	Ast	Total	TFL-Yds	Sacks	FF	FR-Yds	Int-Yds	QBH	PBU
Ohio State	7	3	10	0.5-0	-	-	-	-	-	-
at Virginia	4	4	8	-	-	-	-	-	-	-
GS	2	0	2	-	-	-	-	-	1	-
Totals	13	7	20	0.5-0	-	-	-	-	1	-

2016

Opponent	Solo	Ast	Total	TFL-Yds	Sacks	FF	FR-Yds	Int-Yds	QBH	PBU
at FIU	1	4	5	-	-	-	-	-	-	1
Ball State	8	-	8	-	-	-	-	1-0	-	-
Wake Forest	7	2	9	-	-	-	-	-	-	1
Michigan State	5	-	5	-	-	-	-	-	1	-
at Ohio State	4	1	5	-	-	-	-	-	-	-
Nebraska	5	1	6	1-3	-	-	-	-	-	2
at N'western	8	2	10	1.5-3	-	-	-	-	-	1
Maryland	6	2	8	1-1	-	-	1-0	1-(-5)	-	2
at Rutgers	7	2	9	1-4	-	-	-	-	-	-
Penn State	3	-	3	-	-	-	-	-	-	-
at Michigan	-	1	1	-	-	-	-	-	1	-
Purdue	4	-	4	-	-	-	-	-	-	-
vs. Utah	2	-	2	-	-	-	-	-	-	1
Totals	60	15	75	4.5-11	-	-	1-0	2-(-5)	2	8



ANDRE BROWN JR.

14

DB • 6-0, 202 • Sr.-5th
Decatur, Ga. • Columbia

2019 BIO

Had four tackles and a PBU in season-opening win over Ball State ... recorded one PBU in win over EIU ... posted one tackle against Ohio State ... made one tackle in win over UConn ... had one tackle at Michigan State.

BROWN'S CAREER STATS

	GP/GS	Solo	Ast	Total	Sack	TFL	FF	FR-Yds	Int-Yds	QBH	PBU
2015	9/8	27	8	35	-	0	0	1-0	-	-	4
2016											
2017	11/9	22	11	33	-	3-6	1	1-22	-	-	1
2018	12/12	24	5	29	-	2-2	-	-	-	-	6
2019	5/5	7	-	7	-	-	-	-	-	-	2
Totals	36/33	80	24	104	-	5-8	1	2-22	-	-	13

BROWN'S GAME-BY-GAME

2019

Opponent	Solo	Ast	Total	TFL-Yds	Sacks	FF	FR-Yds	Int-Yds	QBH	PBU
vs. Ball State	4	-	4	-	-	-	-	-	-	1
Eastern Illinois	-	-	-	-	-	-	-	-	-	1
Ohio State	1	-	1	-	-	-	-	-	-	-
Connecticut	1	-	1	-	-	-	-	-	-	-
at MSU	1	-	1	-	-	-	-	-	-	-
Totals	7	-	7	-	-	-	-	-	-	2

2018

Opponent	Solo	Ast	Total	TFL-Yds	Sacks	FF	FR-Yds	Int-Yds	QBH	PBU
at FIU	-	-	-	-	-	-	-	-	-	1
Virginia	2	1	3	1-1	-	-	-	-	-	2
Ball State	-	-	-	-	-	-	-	-	-	-
Michigan State	2	-	2	-	-	-	-	-	-	-
at Rutgers	2	-	2	-	-	-	-	-	-	-
at Ohio State	3	3	6	-	-	-	-	-	-	-
Iowa	2	1	3	-	-	-	-	-	-	-
Penn State	1	-	1	-	-	-	-	-	-	-
at Minnesota	1	-	1	-	-	-	-	-	-	-
Maryland	1	-	1	-	-	-	-	-	-	1
at Michigan	4	0	4	-	-	-	-	-	-	-
Purdue	6	0	6	1-1	-	-	-	-	-	2
Totals	24	5	29	2-2	-	-	-	-	-	6

2017

Opponent	Solo	Ast	Total	TFL-Yds	Sacks	FF	FR-Yds	Int-Yds	QBH	PBU
Ohio State	2	-	2	-	-	-	-	-	-	-
at Virginia	1	-	1	-	-	-	-	-	-	-
GS	5	-	5	-	-	1	1-22	-	-	-
at Penn State	2	2	4	1.0-4	-	-	-	-	-	-
CSU	-	-	-	-	-	-	-	-	-	1
Michigan	-	1	1	-	-	-	-	-	-	-
at Michigan St.	1	3	4	0.5-1	-	-	-	-	-	-
at Maryland	2	0	2	-	-	-	-	-	-	-
Wisconsin	1	1	2	0.5-0	-	-	-	-	-	-
at Illinois	4	4	8	1.0-1	-	-	-	-	-	-
at Purdue	4	-	4	-	-	-	-	-	-	-

Totals	22	11	33	3-6	-	1	1-22	-	-	1
2015										
Opponent	Solo	Asst	Total	TFL-Yds	Sacks	FF	FR-Yds	Int-Yds	QBH	PBU
Southern Ill.	1	1	2	-	-	0	1-0	-	0	0
FIU	5	1	6	-	-	0	-	-	0	1
WKU	3	1	4	-	-	0	-	-	0	0
at Wake Forest	3	0	3	-	-	0	-	-	0	1
Ohio State	2	0	2	-	-	0	-	-	0	0
at Penn State	3	2	5	-	-	0	-	-	0	0
Rutgers	4	1	5	-	-	0	-	-	0	0
at Michigan St.	3	1	4	-	-	0	-	-	0	1
Iowa	3	1	4	-	-	0	-	-	0	1
Totals	27	8	35	-	-	0	1-0	-	0	4



ALFRED BRYANT

92

DL • 6-2, 258 • So.-R
Fresno, Texas • Manvel

2019 BIO

Made one tackle in the win over Ball State ... had three tackles, including two TFLs in win over EIU ... posted one tackle against Ohio State ... made two tackles at Michigan State.

BRYANT'S CAREER STATS

	GP/GS	Solo	Asst	Total	Sack	TFL	FF	FR-Yds	Int-Yds	QBH	PBU
2018	10/0	5	5	10	-	2.0-2	1	1-0	-	-	-
2019	5/4	5	2	7	-	2.0-4	-	-	-	-	-
Totals	15/4	10	7	17	-	4.0-6	1	1-0	-	-	-

BRYANT'S GAME-BY-GAME

2019

Opponent	Solo	Asst	Total	TFL-Yds	Sacks	FF	FR-Yds	Int-Yds	QBH	PBU
vs. Ball State	1	-	1	-	-	-	-	-	-	-
Eastern Illinois	3	-	3	2.0-4	-	-	-	-	-	-
Ohio State	1	-	1	-	-	-	-	-	-	-
Connecticut	-	-	-	-	-	-	-	-	-	-
at MSU	-	2	2	-	-	-	-	-	-	-
Totals	5	2	7	2.0-4	-	-	-	-	-	-

2018

Opponent	Solo	Asst	Total	TFL-Yds	Sacks	FF	FR-Yds	Int-Yds	QBH	PBU
at FIU	-	1	1	-	-	-	-	-	-	-
Virginia	2	1	3	-	-	-	-	-	-	-
Ball State	-	-	-	-	-	-	-	-	-	-
Michigan State	-	-	-	-	-	-	-	-	-	-
at Rutgers	-	-	-	-	-	-	-	-	-	-
at Ohio State	-	-	-	-	-	-	-	-	-	-
Iowa	-	-	-	-	-	-	-	-	-	-
Penn State	1	-	1	-	-	-	-	-	-	-
at Minnesota	-	2	2	-	-	-	-	-	-	-
Maryland	2	-	2	2.0-2	-	1	1-0	-	-	-
at Michigan	-	1	-	-	-	-	-	-	-	-
Totals	5	5	10	2.0-2	-	1	1-0	-	-	-



KHALIL BRYANT

29

DB • 5-10, 205 • Sr.
Jacksonville, Fla. • First Coast

2019 BIO

Made two tackles in win over Ball State ... totaled four tackles in win over EIU ... had one tackle and a fumble recovery against Ohio State ... made two tackles in win over UConn ... recorded three tackles at Michigan State.

BRYANT'S CAREER STATS

	GP/GS	Solo	Asst	Total	Sack	TFL	FF	FR-Yds	Int-Yds	QBH	PBU
2016	11/-	2	1	3	-	-	-	-	-	-	-
2017	11/-	5	4	9	-	-	-	-	-	-	-
2018	11/9	25	13	38	-	-	1	-	1-4	-	-
2019	5/-	6	6	12	-	-	-	1	-	-	-
Totals	38/9	38	24	62	-	-	1	1	1-4	-	-

BRYANT'S GAME-BY-GAME

2019

Opponent	Solo	Asst	Total	TFL-Yds	Sacks	FF	FR-Yds	Int-Yds	QBH	PBU
vs. Ball State	-	2	2	-	-	-	-	-	-	-
Eastern Illinois	2	2	4	-	-	-	-	-	-	-
Ohio State	-	1	1	-	-	-	1-0	-	-	-
Connecticut	2	-	2	-	-	-	-	-	-	-
at MSU	2	1	3	-	-	-	-	-	-	-

Totals	6	6	12	-	-	-	1-0	-	-	-
2018										
Opponent	Solo	Asst	Total	TFL-Yds	Sacks	FF	FR-Yds	Int-Yds	QBH	PBU
at FIU	1	1	2	-	-	-	-	-	-	-
Virginia	1	1	2	-	-	-	-	-	-	-
Ball State	-	1	1	-	-	-	-	-	-	-
Michigan State	3	2	5	-	-	-	-	1-4	-	-
at Rutgers	3	1	4	-	-	-	-	-	-	-
at Ohio State	2	3	5	-	-	-	-	-	-	-
Iowa	3	1	4	-	-	-	-	-	-	-
Penn State	3	2	5	-	-	-	-	-	-	-
at Minnesota	2	1	3	-	-	1	-	-	-	-
Maryland	3	-	3	-	-	-	-	-	-	-
at Michigan	4	0	4	-	-	-	-	-	-	-
Totals	25	13	39	-	-	1	-	1-4	-	-

2017

Opponent	Solo	Asst	Total	TFL-Yds	Sacks	FF	FR-Yds	Int-Yds	QBH	PBU
Ohio State	-	-	-	-	-	-	-	-	-	-
at Virginia	-	1	1	-	-	-	-	-	-	-
GS	3	2	5	-	-	-	-	-	-	-
at Penn State	-	-	-	-	-	-	-	-	-	-
CSU	2	-	2	-	-	-	-	-	-	-
Michigan	-	-	-	-	-	-	-	-	-	-
at Maryland	-	-	-	-	-	-	-	-	-	-
Wisconsin	-	-	-	-	-	-	-	-	-	-
at Illinois	-	-	-	-	-	-	-	-	-	-
Rutgers	-	1	1	-	-	-	-	-	-	-
at Purdue	-	-	-	-	-	-	-	-	-	-
Totals	5	4	9	-	-	-	-	-	-	-

2016

Opponent	Solo	Asst	Total	TFL-Yds	Sacks	FF	FR-Yds	Int-Yds	QBH	PBU
at FIU	2	0	2	-	-	-	-	-	-	-
Ball State	0	0	0	-	-	-	-	-	-	-
Wake Forest	0	0	0	-	-	-	-	-	-	-
Michigan State	-	-	-	-	-	-	-	-	-	-
Nebraska	-	-	-	-	-	-	-	-	-	-
at N'western	-	-	-	-	-	-	-	-	-	-
at Rutgers	-	-	-	-	-	-	-	-	-	-
Penn State	-	-	-	-	-	-	-	-	-	-
at Michigan	-	-	-	-	-	-	-	-	-	-
Purdue	-	-	-	-	-	-	-	-	-	-
vs. Utah	-	1	1	-	-	-	-	-	-	-
Totals	2	1	3	-	-	-	-	-	-	-



COY CRONK

54

OL • 6-5, 325 • Sr.
Lafayette, Ind. • Central Catholic

Cronk has started all 40 games in which he has appeared at left tackle (missed 1 game due to injury) since his arrival at Indiana.

2019 BIO

Suffered season-ending injury against UConn ... started at left tackle in four games this season.



DAVID ELLIS

10

WR/KR • 6-0, 207 • Fr.
Clinton Township, Mich. • Chippewa Valley

2019 BIO

Returned four kickoffs for 104 yards, with a long of 33 ... had two receptions for 26 yards in win over EIU ... totaled 110 kick return yards against Ohio State ... had one reception for 17 yards in win over UConn ... totaled 103 kickoff return yards at Michigan State.

ELLIS' CAREER STATS - KICK RETURNS

	GP/GS	No	Yds	Avg/R	Avg/G	TD	Lg	High
2019	5/-	16	328	20.5	65.6	-	33-BSU	110-OSU
Totals	5/-	16	328	20.5	65.6	-	33-BSU	110-OSU

ELLIS' GAME-BY-GAME

2019	Rushing				Receiving				Kick Returns			
Opponent	No.	Yds	TD	Lg	No.	Yds	TD	Lg	No.	Yds	TD	Lg
vs. Ball State	-	-	-	-	-	-	-	-	4	104	-	33
Eastern Illinois	-	-	-	-	2	26	-	14	-	-	-	-
Ohio State	-	-	-	-	-	-	-	-	6	110	-	25
Connecticut	1	17	-	17	1	5	-	5	1	11	-	11

at MSU	-	-	-	-	1	7	-	7	5	103	-	25
Totals	1	17	-	17	4	38	-	14	16	328	-	33



GAVIN EVERETT

69

DL • 6-3, 265 • Sr.-5th

Center Grove, Ind. • Western Illinois University

2019 BIO

Had one tackle in victory over Ball State and EIU ... made one tackle in win over UConn.

EVERETT'S CAREER STATS

	GP/GS	Solo	Asst	Total	Sack	TFL	FF	FR-Yds	Int-Yds	QBH	PBU
2017	9/-	4	3	7	0.5-5	0.5-5	1	-	-	-	-
2018	11/11	18	5	23	0.5-3	5.5-17	-	-	-	1	3
2019	5/-	3	-	3	-	-	-	-	-	1	-
Totals	25/11	25	8	33	1.0-8	6.0-22	1	-	-	2	3

EVERETT'S CAREER GAME-BY-GAME

2019	Opponent	Solo	Asst	Total	TFL-Yds	Sacks	FF	FR-Yds	Int-Yds	QBH	PBU
	vs. Ball State	1	-	1	-	-	-	-	-	-	-
	Eastern Illinois	1	-	1	-	-	-	-	-	1	-
	Ohio State	-	-	-	-	-	-	-	-	-	-
	Connecticut	1	-	1	-	-	-	-	-	-	-
	at MSU	-	-	-	-	-	-	-	-	-	-
Totals		3	-	3	-	-	-	-	-	1	-

2018	Opponent	Solo	Asst	Total	TFL-Yds	Sacks	FF	FR-Yds	Int-Yds	QBH	PBU
	at FIU	3	1	4	2-3	-	-	-	-	-	-
	Virginia	2	-	2	1-6	-	-	-	-	-	1
	Michigan State	1	1	2	0.5-1	-	-	-	-	-	-
	at Rutgers	-	-	-	-	-	-	-	-	-	-
	at Ohio State	-	-	-	-	-	-	-	-	-	-
	Iowa	-	-	-	-	-	-	-	-	-	-
	Penn State	-	-	-	-	-	-	-	-	-	-
	at Minnesota	2	2	4	0.5-1	-	-	-	-	-	-
	Maryland	3	-	3	1-3	-	-	-	-	-	-
	at Michigan	5	0	5	-	-	-	-	-	1	1
	Purdue	2	1	3	0.5-3	0.5-3	-	-	-	-	1
Totals		18	5	23	5.5-17	0.5-3	-	-	-	1	3

2017	Opponent	Solo	Asst	Total	TFL-Yds	Sacks	FF	FR-Yds	Int-Yds	QBH	PBU
	at Virginia	-	-	-	-	-	-	-	-	-	-
	GS	-	-	-	-	-	-	-	-	-	-
	CSU	0	1	1	-	-	-	-	-	-	-
	at Michigan St.	0	1	1	-	-	-	-	-	-	-
	at Maryland	-	-	-	-	-	-	-	-	-	-
	Wisconsin	-	-	-	-	-	-	-	-	-	-
	at Illinois	1	1	2	0.5-5	0.5-5	-	-	-	-	-
	Rutgers	1	0	1	-	-	-	-	-	-	-
	at Purdue	2	0	2	-	-	1	-	-	-	-
Totals		4	3	7	0.5-5	0.5-5	1	-	-	-	-



BRYANT FITZGERALD

31

DB • 6-0, 213 • R-So.

Indianapolis, Ind. • Avon

2019 BIO

Recorded one tackle in victory over Ball State ... had three tackles in win over EIU ... posted three tackles against Ohio State ... made three tackles, including one TFL, in win over UConn ... totaled four tackles, two pass breakups and one quarterback hurry at Michigan State.

FITZGERALD'S CAREER STATS

	GP/GS	Solo	Asst	Total	Sacks	TFL	FF	FR-Yds	Int-Yds	QBH	PBU
2018	12/3	24	7	31	-	2-8	2	1-0	3-10	-	-
2019	5/5	13	1	14	-	1-2	-	-	-	1	2
Totals	17/8	37	8	45	-	3-10	2	1-0	3-10	1	2

FITZGERALD'S GAME-BY-GAME

2019	Opponent	Solo	Asst	Total	TFL-Yds	Sacks	FF	FR-Yds	Int-Yds	QBH	PBU
	vs. Ball State	-	1	1	-	-	-	-	-	-	-
	Eastern Illinois	3	-	3	-	-	-	-	-	-	-
	Ohio State	3	-	3	-	-	-	-	-	-	-
	Connecticut	3	-	3	1-2	-	-	-	-	-	-
	at MSU	4	-	4	-	-	-	-	-	1	2
Totals		13	1	14	1-2	-	-	-	-	1	2

2018

Opponent	Solo	Asst	Total	TFL-Yds	Sacks	FF	FR-Yds	Int-Yds	QBH	PBU
at FIU	2	1	3	-	-	-	-	-	-	-
Virginia	-	-	-	-	-	-	-	1-0	-	-
Ball State	3	-	3	-	-	-	-	-	-	-
Michigan State	2	-	2	1-6	-	1	-	-	-	-
at Rutgers	-	1	1	-	-	-	-	-	-	-
at Ohio State	2	-	2	-	-	-	-	-	1-9	-
Iowa	2	-	2	-	-	-	-	-	-	-
Penn State	3	1	4	-	-	-	-	-	1-1	-
at Minnesota	2	-	2	-	-	1	-	-	1-0	-
Maryland	5	1	6	-	-	-	-	-	-	-
at Michigan	2	2	4	1-2	-	-	-	-	-	-
Purdue	1	1	2	-	-	-	-	-	-	-
Totals	24	7	31	2-8	-	2	1-0	3-10	-	-



TY FRYOGLE

3

WR • 6-2, 204 • Jr.

Lucedale, Miss. • George County

2019 BIO

Totaled a career-high six receptions for 41 yards in win over Ball State ... had two receptions for 26 yards in win over EIU ... posted two receptions for 22 yards against Ohio State ... had five catches for 47 yards in win over UConn ... totaled three catches for 25 yards at Michigan State.

FRYOGLE'S CAREER STATS - RECEIVING

	GP/GS	Rec	Yds	Avg/C	Avg/G	TD	Lg	High
2017	8/-	1	13	13.0	1.6	-	13-CSU	13-CSU
2018	12/3	29	381	13.1	31.8	3	37-MN	70-RU
2019	5/5	18	161	8.9	32.2	-	25-UCONN	47-UCONN
Totals	25/8	48	555	11.6	22.2	3	37-MN	70-RU

FRYOGLE'S GAME-BY-GAME

2019	Opponent	No.	Yds	TD	Lg
	vs. Ball State	6	41	-	13
	Eastern Illinois	2	26	-	18
	Ohio State	2	22	-	18
	Connecticut	5	47	-	25
	at MSU	3	25	-	16
Totals		18	161	-	25

2018	Opponent	No.	Yds	TD	Lg
	at FIU	5	33	-	12
	Virginia	2	28	-	18
	Ball State	1	8	-	8
	Michigan State	1	2	-	2
	at Rutgers	5	70	-	25
	at Ohio State	3	26	-	11
	Iowa	4	71	1	33
	Penn State	1	25	-	25
	at Minnesota	2	41	1	37
	Maryland	2	44	-	35
	at Michigan	2	13	1	7
	Purdue	1	20	-	-
Totals		29	381	3	37

2017	Opponent	No.	Yds	TD	Lg
	at Virginia	-	-	-	-
	GS	-	-	-	-
	at Penn State	-	-	-	-
	CSU	1	13	-	13
	Michigan	-	-	-	-
	at Michigan St.	-	-	-	-
	Rutgers	-	-	-	-
	at Purdue	-	-	-	-
Totals		1	13	-	13



DONAVAN HALE

6

WR • 6-4, 218 • Sr.-5th

Largo, Fla. • Largo

2019 BIO

Had one catch for 16 yards in win over Ball State ... totaled five receptions for a career-high 110 yards and a TD in victory over EIU ... posted two receptions for 33 yards to eclipse the 1,000-yard receiving mark against Ohio State ... had one reception for 25 yards in win over UConn ... totaled seven receptions for 99 yards and a touchdown at Michigan State.

HALE'S CAREER STATS - RECEIVING

	GP/GS	Rec	Yds	Avg/C	Avg/G	TD	Lg	High
2015	10/-	1	10	10.0	1.1	-	10-UM	10-UM
2016	12/-	13	210	16.2	17.5	1	49-WF	49-WF
2017	3/2	7	116	16.6	29.0	1	32-UVA	67-OSU
2018	12/8	42	504	12.1	42.3	6	43-MN	92-MARY

2019	5/1	16	283	17.7	56.6	2	43-EIU	110-EIU
Totals	43/11	79	1127	14.3	26.2	10	49-WF	110-EIU

HALE'S GAME-BY-GAME

2019		Receiving			
Opponent	No.	Yds	TD	Lg	
vs. Ball State	1	16	-	16	
Eastern Illinois	5	110	1	43	
Ohio State	2	33	-	21	
Connecticut	1	25	-	25	
at MSU	7	99	1	28	
Totals	16	283	2	43	
2018		Receiving			
Opponent	No.	Yds	TD	Lg	
at FIU	4	60	2	34	
Virginia	4	56	1	33	
Ball State	-	-	-	-	
Michigan State	3	31	-	13	
at Rutgers	3	29	-	12	
at Ohio State	1	3	1	3	
Iowa	5	51	-	15	
Penn State	4	52	-	17	
at Minnesota	4	51	1	43	
Maryland	3	92	1	43	
at Michigan	1	2	-	-	
Purdue	10	81	-	21	
Totals	42	508	6	43	
2016		Receiving			
Opponent	No.	Yds	TD	Lg	
at FIU	1	18	-	18	
Ball State	-	-	-	-	
Wake Forest	1	49	1	49	
at Ohio State	1	1	-	1	
Nebraska	1	18	-	18	
at Northwestern	3	15	-	10	
Maryland	1	16	-	16	
at Rutgers	3	48	-	32	
Penn State	2	45	-	27	
at Michigan	-	-	-	-	
Purdue	-	-	-	-	
vs. Utah	-	-	-	-	
Totals	13	210	1	49	
2017		Receiving			
Opponent	No.	Yds	TD	Lg	
Ohio State	5	67	-	28	
at Virginia	2	49	1	32	
at Penn State	-	-	-	-	
Totals	7	116	1	32	
2015		Receiving			
Opponent	No.	Yds	TD	Lg	
FIU	-	-	-	-	
WKU	-	-	-	-	
at Wake Forest	-	-	-	-	
Ohio State	-	-	-	-	
Rutgers	-	-	-	-	
at Michigan St.	-	-	-	-	
Iowa	-	-	-	-	
Michigan	1	10	-	10	
vs. Duke	-	-	-	-	
Totals	1	10	-	10	



JUAN HARRIS

93

DL • 6-3, 350 • So.-R
Chicago, Ill. • Parker • Independence CC

2019 BIO

Recorded three tackles in victory over Ball State.

HARRIS' CAREER STATS

	GP/GS	Solo	Asst	Total	Sacks	TFL	FF	FR-Yds	Int-Yds	QBH	PBU
2017	3/-	-	-	-	-	-	-	-	-	-	-
2019	4/1	-	3	3	-	-	-	-	-	-	-
Totals	7/1	-	3	3	-	-	-	-	-	-	-

HARRIS' GAME-BY-GAME

2019										
Opponent	Solo	Ast	Total	TFL-Yds	Sacks	FF	FR-Yds	Int-Yds	QBH	PBU
vs. Ball State	-	3	3	-	-	-	-	-	-	-
Eastern Illinois	-	-	-	-	-	-	-	-	-	-
Ohio State	-	-	-	-	-	-	-	-	-	-
Connecticut	-	-	-	-	-	-	-	-	-	-
Totals	-	3	3	-	-	-	-	-	-	-
2017										
Opponent	Solo	Ast	Total	TFL-Yds	Sacks	FF	FR-Yds	Int-Yds	QBH	PBU
Ohio State	-	-	-	-	-	-	-	-	-	-
at Virginia	-	-	-	-	-	-	-	-	-	-
FIU	-	-	-	-	-	-	-	-	-	-
Totals	-	-	-	-	-	-	-	-	-	-



JAMES HEAD JR.

6

DL • 6-5, 259 • So.
Miami, Fla. • Southridge

2019 BIO


Recorded two tackles in victory over Ball State ... had four tackles and 1.5 sacks in win over EIU ... had one QB hurry in win over UConn ... totaled four tackles, 0.5 TFLs and two quarterback hurries at Michigan State.

HEAD'S CAREER STATS

	GP/GS	Solo	Asst	Total	Sacks	TFL	FF	FR-Yds	Int-Yds	QBH	PBU
2018	11/-	13	4	17	-	3.0-6	-	0-0	-	3	-
2019	5/4	5	5	10	1.5-13	3-15	-	0-0	-	4	1
Totals	16/4	18	9	27	1.5-13	6-21	-	0-0	-	7	1

HEAD'S GAME-BY-GAME

2019										
Opponent	Solo	Ast	Total	TFL-Yds	Sacks	FF	FR-Yds	Int-Yds	QBH	PBU
vs. Ball State	2	-	2	1.0-2	-	-	-	-	1	-
Eastern Illinois	2	2	4	1.5-13	1.5-13	-	-	-	-	-
Ohio State	-	-	-	-	-	-	-	-	-	-
Connecticut	-	-	-	-	-	-	-	-	1	-
at MSU	1	3	4	0-5-0	-	-	-	-	2	-
Totals	5	5	10	3-15	1.5-13	-	-	-	4	-
2018										
Opponent	Solo	Ast	Total	TFL-Yds	Sacks	FF	FR-Yds	Int-Yds	QBH	PBU
at FIU	-	-	-	-	-	-	-	-	-	-
Virginia	-	-	-	-	-	-	-	-	-	-
Ball State	2	-	2	1.0-4	-	-	-	-	2	-
Michigan State	-	1	1	-	-	-	-	-	-	-
at Rutgers	1	-	1	-	-	-	-	-	-	-
at Ohio State	3	1	4	-	-	-	-	-	-	-
Iowa	1	-	1	1.0-1	-	-	-	-	-	-
Penn State	-	-	-	-	-	-	-	-	1	-
at Minnesota	-	-	-	-	-	-	-	-	-	-
Maryland	2	-	2	1.0-1	-	-	-	-	-	-
at Michigan	1	2	3	-	-	-	-	-	-	-
Purdue	3	0	3	-	-	-	-	-	-	-
Totals	10	4	14	3.0-6	-	-	-	-	-	-



PEYTON HENDERSHOT

86

TE • 6-4, 255 • So.-R
North Salem, Ind. • Tri-West HS

2019 BIO

Posted four catches and 69 yards in win over Ball State ... had five receptions for 52 yards and a TD in victory over EIU ... totaled four receptions for 70 yards and a TD against Ohio State ... had five catches for 43 yards and a touchdown in win over UConn ... two catches for eight yards at Michigan State.

HENDERSHOT'S CAREER STATS - RECEIVING

	GP/GS	Rec	Yds	Avg/C	Avg/G	TD	Lg	High
2017	4/0	-	-	-	-	-	-	-
2018	11/10	15	163	10.9	14.8	2	32-OSU	47-RU
2019	5/5	20	242	12.1	48.4	3	49-OSU	70-OSU
Totals	20/15	35	405	11.6	20.2	5	49-OSU	70-OSU

HENDERSHOT'S GAME-BY-GAME

2019		Receiving			
Opponent	No.	Yds	TD	Lg	
vs. Ball State	4	69	-	22	
Eastern Illinois	5	52	1	15	
Ohio State	4	70	1	49	
Connecticut	5	43	1	12	
at MSU	2	8	-	5	
Totals	20	242	3	49	
2018		Receiving			
Opponent	No.	Yds	TD	Lg	
FIU	1	3	1	3	
Virginia	2	8	-	4	
Ball State	3	22	-	8	
Michigan State	-	-	-	-	
at Rutgers	2	47	-	25	
at Ohio State	1	32	1	32	
Iowa	2	17	-	9	

2017		Receiving			
Opponent	No.	Yds	TD	Lg	
Ohio State	-	-	-	-	
at Virginia	-	-	-	-	
GS	-	-	-	-	
at Penn State	-	-	-	-	

Penn State	1	13	-	13							
Maryland	1	6	-	6							
at Michigan	-	-	-	-							
Purdue	2	15	-	10							
Total	15	163	2	32	Totals	-	-	-	-	-	-



JEROME JOHNSON

98

DL • 6-3, 294 • Jr.-R

Bassfield, Miss. • Bassfield

2019 BIO

Recorded five tackles and 1.5 sacks in win over Ball State ... had two tackles against Ohio State ... totaled three tackles and 0.5 sacks in win over UConn ... made two tackles at Michigan State.

JOHNSON'S CAREER STATS

	GP/GS	Solo	Ast	Total	Sack	TFL	FF	FR-Yds	Int-Yds	QBH	PBU
2017	12/-	10	8	18	1-0	3.5-4	-	-	-	-	-
2018	12/9	21	11	32	3.5-20	5.5-23	1	1	-	1	-
2019	5/5	5	7	12	2-15	2-15	-	-	-	-	-
Totals	29/14	36	26	62	6.5-35	11-42	1	1	-	1	-

JOHNSON'S GAME-BY-GAME

2019	Opponent	Solo	Ast	Total	TFL-Yds	Sacks	FF	FR-Yds	Int-Yds	QBH	PBU
	vs. Ball State	2	3	5	1.5-13	1.5-13	-	-	-	-	-
	Eastern Illinois	-	-	-	-	-	-	-	-	-	-
	Ohio State	1	1	2	-	-	-	-	-	-	-
	Connecticut	1	2	3	0.5-2	0.5-2	-	-	-	-	-
	at MSU	1	1	2	-	-	-	-	-	-	-
Totals		5	7	12	2-15	2-15	-	-	-	-	-

2018	Opponent	Solo	Ast	Total	TFL-Yds	Sacks	FF	FR-Yds	Int-Yds	QBH	PBU
	at FIU	2	2	4	1-8	1-8	1	-	-	-	-
	Virginia	1	-	1	-	-	-	-	-	-	-
	Ball State	-	-	-	-	-	-	-	-	-	-
	Michigan State	-	1	1	-	-	-	-	-	-	-
	at Rutgers	2	2	4	-	-	-	-	-	1	-
	at Ohio State	2	1	3	-	-	-	-	-	-	-
	Iowa	4	1	5	2-7	1-5	-	-	-	-	-
	Penn State	1	-	1	-	-	-	-	-	-	-
	at Minnesota	1	-	1	-	-	-	-	-	-	-
	Maryland	3	2	5	-	-	-	1-0	-	-	-
	at Michigan	1	0	1	-	-	-	-	-	-	-
	Purdue	4	1	5	2.5-8	1.5-7	-	-	-	-	-
Totals		21	11	32	5.5-23	3.5-20	1	1-0	-	1	-

2017	Opponent	Solo	Ast	Total	TFL-Yds	Sacks	FF	FR-Yds	Int-Yds	QBH	PBU
	Ohio State	-	-	-	-	-	-	-	-	-	-
	at Virginia	3	1	4	1-1	-	-	-	-	-	-
	GS	-	-	-	-	-	-	-	-	-	-
	at Penn State	1	-	1	-	-	-	-	-	-	-
	CSU	1	2	3	-	-	-	-	-	-	-
	Michigan	1	-	1	-	-	-	-	-	-	-
	at Michigan St.	-	2	2	-	-	-	-	-	-	-
	at Maryland	1	1	2	-	1-0	-	-	-	-	-
	Wisconsin	2	1	3	1.5-2	-	-	-	-	-	-
	at Illinois	-	-	-	-	-	-	-	-	-	-
	Rutgers	1	-	1	1.0-1	-	-	-	-	-	-
	at Purdue	-	1	1	-	-	-	-	-	-	-
Totals		10	8	18	3.5-4	1-0	-	-	-	-	-



CAM JONES

4

LB • 6-3, 224 • So.

Memphis, Tenn. • St. Benedict at Auburndale

2019 BIO

Totaled six tackles in season-opening win over Ball State ... had four tackles, one TFL and a pick-6 in win over UConn ... made four tackles at Michigan State.

JONES'S CAREER STATS

	GP/GS	Solo	Ast	Total	Sacks	TFL	FF	FR-Yds	Int-Yds	QBH	PBU
2018	11/-	15	5	20	-	-	2	1-0	1-0	1	1
2019	5/-	9	5	14	-	1-3	-	-	1-44	1	2
Totals	16/-	24	10	34	-	1-3	2	1-0	2-44	2	3

JONES'S GAME-BY-GAME

2019	Opponent	Solo	Ast	Total	TFL-Yds	Sacks	FF	FR-Yds	Int-Yds	QBH	PBU
	vs. Ball State	3	3	6	-	-	-	-	-	1	1
	Eastern Illinois	-	-	-	-	-	-	-	-	-	-
	Ohio State	-	-	-	-	-	-	-	-	-	-
	Connecticut	3	1	4	1-3	-	-	-	1-44	-	1
	at MSU	3	1	4	-	-	-	-	-	-	-
Totals		9	5	14	1-3	-	-	-	1-44	1	2

2018	Opponent	Solo	Ast	Total	TFL-Yds	Sacks	FF	FR-Yds	Int-Yds	QBH	PBU
	at FIU	1	1	2	-	-	-	-	-	-	-
	Virginia	-	-	-	-	-	-	-	-	-	-
	Ball State	2	-	2	-	-	-	-	-	-	-
	Michigan State	3	-	3	-	-	1	-	1-0	-	-
	at Rutgers	-	-	-	-	-	-	-	-	-	-
	at Ohio State	-	-	-	-	-	-	1-0	-	1	-
	Iowa	3	-	3	-	-	-	-	-	-	-
	Penn State	-	-	-	-	-	-	-	-	-	-
	at Minnesota	2	3	5	-	-	1	-	-	-	1
	Maryland	2	1	3	-	-	-	-	-	-	-
	at Michigan	1	0	1	-	-	-	-	-	-	-
	Purdue	1	0	1	-	-	-	-	-	-	-
Totals		15	5	20	-	-	2	1-0	1-0	1	1



REAKWON JONES

7

LB • 6-2, 233 • Sr.-5th

Lynn Haven, Fla. • A. Crawford Mosley

2019 BIO

Made a career-high 11 tackles with a half-sack in win over Ball State ... had four tackles in victory over EIU ... totaled three tackles against Ohio State ... had six tackles and a QB hurry in win over UConn ... made five tackles at Michigan State.

JONES' CAREER STATS

	GP/GS	Solo	Ast	Total	Sack	TFL	FF	FR-Yds	Int-Yds	QBH	PBU
2016	11/0	1	1	2	-	-	-	-	-	-	-
2017	10/0	3	4	7	-	-	-	-	-	-	-
2018	10/10	24	12	36	1-2	4.5-7	-	1-0	-	-	2
2019	5/5	18	11	29	-	0.5-1	-	-	-	1	-
Totals	36/15	46	28	74	1-2	5-8	-	1-0	-	1	2

JONES' GAME-BY-GAME

2019	Opponent	Solo	Ast	Total	TFL-Yds	Sacks	FF	FR-Yds	Int-Yds	QBH	PBU
	vs. Ball State	2	9	11	-	0.5-1	-	-	-	-	-
	Eastern Illinois	4	-	4	-	-	-	-	-	-	-
	Ohio State	3	-	3	-	-	-	-	-	-	-
	Connecticut	5	1	6	-	-	-	-	-	1	-
	at MSU	4	1	5	-	-	-	-	-	-	-
Totals		18	11	29	-	0.5-1	-	-	-	1	-

2018	Opponent	Solo	Ast	Total	TFL-Yds	Sacks	FF	FR-Yds	Int-Yds	QBH	PBU
	at FIU	3	-	3	1-1	-	-	-	-	-	-
	Virginia	3	2	5	.5-1	-	-	-	-	-	-
	Ball State	5	-	5	2-3	1-2	-	-	-	-	-
	Michigan State	1	-	1	-	-	-	1-0	-	-	-
	at Rutgers	1	2	3	-	-	-	-	-	-	2
	at Ohio State	4	3	7	1-2	-	-	-	-	-	-
	Iowa	2	1	3	-	-	-	-	-	-	-
	Penn State	2	1	3	-	-	-	-	-	-	-
	at Minnesota	3	3	6	-	-	-	-	-	-	-
	Purdue	-	-	-	-	-	-	-	-	-	-
Totals		24	12	36	4.5-7	1-2	-	1-0	-	-	2

2017	Opponent	Solo	Ast	Total	TFL-Yds	Sacks	FF	FR-Yds	Int-Yds	QBH	PBU
	Ohio State	-	-	0	-	-	-	-	-	-	-
	at Virginia	-	-	0	-	-	-	-	-	-	-
	GS	1	-	1	-	-	-	-	-	-	-
	at Penn State	-	-	-	-	-	-	-	-	-	-
	CSU	2	1	2	-	-	-	-	-	-	-
	Michigan	-	-	-	-	-	-	-	-	-	-
	at Maryland	-	-	-	-	-	-	-	-	-	-
	at Illinois	-	1	1	-	-	-	-	-	-	-
	Rutgers	-	1	1	-	-	-	-	-	-	-
	at Purdue	-	1	1	-	-	-	-	-	-	-
Totals		3	4	7	-	-	-	-	-	-	-

2016	Opponent	Solo	Ast	Total	TFL-Yds	Sacks	FF	FR-Yds	Int-Yds	QBH	PBU
	Ball State	1	-	-	-	-	-	-	-	-	-

Wake Forest	-	1	-	-	-	-	-	-	-	-	-
Michigan State	-	-	-	-	-	-	-	-	-	-	-
Nebraska	-	-	-	-	-	-	-	-	-	-	-
at N'western	-	-	-	-	-	-	-	-	-	-	-
Maryland	-	-	-	-	-	-	-	-	-	-	-
at Rutgers	-	-	-	-	-	-	-	-	-	-	-
Penn State	-	-	-	-	-	-	-	-	-	-	-
at Michigan	-	-	-	-	-	-	-	-	-	-	-
Purdue	-	-	-	-	-	-	-	-	-	-	-
vs. Utah	1	-	-	-	-	-	-	-	-	-	-
Totals	1	1	2	-	-	-	-	-	-	-	-



LOGAN JUSTUS

82

K • 5-11, 182 • Sr.-5th
McCordsville, Ind. • Mt. Vernon

2019 BIO

Big Ten Special Teams Player of the Week (9/2) ... made a career-high and program-tying four field goals, including a career-long 50-yarder in win over Ball State ... converted on all six of his PATs in victory over EIU ... hit a 29-yard field goal against Ohio State ... made a 27-yard field goal and five PATs in win over UConn ... converted from 26 yards out at Michigan State and made all four PATs.

JUSTUS' CAREER STATS

	GP	FG	PCT.	PAT	PTS	0-29	30-39	40-49	50+	LG
2018	12	15-18	.833	32-33	77	4-4	7-7	4-6	0-1	44-RUT
2019	5	7-7	1.000	18-18	39	3-3	1-1	3-3	1-1	50-BSU
Totals	17	22-25	.880	50-51	116	7-7	8-8	7-9	1-1	50-BSU

JUSTUS' GAME-BY-GAME

2019	Field Goals			XP		Kickoffs		
Opponent	Att-Made	Lg	Blkd	Att-Made	No	Yds	Avg	TB
vs. Ball State	4-4	50	-	2-2	-	-	-	-
Eastern Illinois	-	-	-	6-6	-	-	-	-
Ohio State	1-1	29	-	1-1	-	-	-	-
Connecticut	1-1	27	-	5-5	-	-	-	-
at MSU	1-1	26	-	4-4	-	-	-	-
Totals	7-7	50	-	18-18	-	-	-	-

2018	Field Goals			XP		Kickoffs		
Opponent	Att-Made	Lg	Blkd	Att-Made	No	Yds	Avg	TB
at FIU	1-1	36	-	5-5	-	-	-	-
Virginia	0-1	-	1	2-3	-	-	-	-
Ball State	1-1	21	-	5-5	-	-	-	-
Michigan State	2-2	36	-	1-1	-	-	-	-
at Rutgers	1-1	44	-	3-3	-	-	-	-
at Ohio State	2-3	37	-	2-2	-	-	-	-
Iowa	1-1	29	-	1-1	-	-	-	-
Penn State	-	-	-	4-4	-	-	-	-
at Minnesota	3-3	41	-	-	-	-	-	-
Maryland	2-2	42	-	4-4	-	-	-	-
at Michigan	2-2	41	-	2-2	-	-	-	-
Purdue	0-1	-	-	3-3	-	-	-	-
Totals	15-18	44	1	32-33	-	-	-	-



RAHEEM LAYNE

17

DB • 6-1, 198 • Jr.
Deland, Fla. • Sebastian River

2019 BIO

Made four tackles in win over Ball State ... had two tackles and a PBU in victory over EIU ... totaled four tackles against Ohio State ... made one tackle in win over UConn ... totaled three tackles and one pass breakup at Michigan State.

LAYNE'S CAREER STATS

	GP/GS	Solo	Ast	Total	Sack	TFL	FF	FR-Yds	Int-Yds	QBH	PBU
2017	12/1	12	1	13	-	-	-	-	-	-	-
2018	12/7	31	8	39	-	0.5-1	1	1-0	-	-	3
2019	5/4	13	1	14	-	-	-	-	-	-	2
Totals	29/12	56	10	66	-	0.5-1	1	1-0	-	-	5

LAYNE'S GAME-BY-GAME

2019	Solo	Ast	Total	TFL-Yds	Sacks	FF	FR-Yds	Int-Yds	QBH	PBU
Opponent										
vs. Ball State	4	-	4	-	-	-	-	-	-	-
Eastern Illinois	1	1	2	-	-	-	-	-	-	1
Ohio State	4	-	4	-	-	-	-	-	-	-

Connecticut	1	-	1	-	-	-	-	-	-	-
at MSU	3	-	3	-	-	-	-	-	-	1
Totals	13	1	14	-	-	-	-	-	-	2

2018

Opponent	Solo	Ast	Total	TFL-Yds	Sacks	FF	FR-Yds	Int-Yds	QBH	PBU
at FIU	1	-	1	-	-	-	-	-	-	-
Virginia	3	-	3	-	-	-	-	-	-	-
Ball State	1	2	3	-	-	-	-	-	-	-
Michigan State	3	-	3	-	-	-	-	-	-	-
at Rutgers	2	1	3	-	-	-	-	-	-	2
at Ohio State	3	2	5	-	-	-	-	-	-	-
Iowa	1	-	1	-	-	-	-	-	-	-
Penn State	4	-	4	-	-	-	-	-	-	-
at Minnesota	5	2	7	0.5-1	-	1	1-0	-	-	-
Maryland	7	-	7	-	-	-	-	-	-	-
at Michigan	1	1	2	-	-	-	-	-	-	1
Purdue	-	-	-	-	-	-	-	-	-	-
Totals	31	8	39	0.5-1	-	1	1-0	-	-	3

2017

Opponent	Solo	Ast	Total	TFL-Yds	Sacks	FF	FR-Yds	Int-Yds	QBH	PBU
Ohio State	3	-	3	-	-	-	-	-	-	-
at Virginia	-	-	-	-	-	-	-	-	-	-
GS	3	-	3	-	-	-	-	-	-	-
at Penn State	1	-	1	-	-	-	-	-	-	-
CSU	-	-	-	-	-	-	-	-	-	-
Michigan	1	-	1	-	-	-	-	-	-	-
at Michigan St.	-	-	-	-	-	-	-	-	-	-
at Maryland	-	-	-	-	-	-	-	-	-	-
Wisconsin	1	1	2	-	-	-	-	-	-	-
at Illinois	1	-	1	-	-	-	-	-	-	-
Rutgers	2	-	2	-	-	-	-	-	-	-
at Purdue	-	-	-	-	-	-	-	-	-	-
Totals	12	1	13	-	-	-	-	-	-	-



HUNTER LITTLEJOHN

68

OL • 6-3, 315 • Sr.-5th
Powell, Ohio • Olentangy Liberty

2019 BIO

Started at center in all five games this season.



DEVON MATTHEWS

27

DB • 6-2, 200 • So.
Jacksonville, Fla • Ribault

2019 BIO

Made a career-high four tackles in win over Ball State ... had one tackle in victory over EIU ... totaled three tackles against Ohio State ... made three tackles in win over UConn ... had one tackle at Michigan State.

MATTHEWS' CAREER STATS


	GP/GS	Solo	Ast	Total	Sack	TFL	FF	FR-Yds	Int-Yds	QBH	PBU
2018	10/0	13	7	20	-	1-2	-	1-0	1-0	-	1
2019	5/5	13	4	17	-	-	-	-	-	-	-
Totals	15/5	26	11	37	-	1-2	-	1-0	1-0	-	1

MATTHEWS' CAREER GAME-BY-GAME

2019	Solo	Ast	Total	TFL-Yds	Sacks	FF	FR-Yds	Int-Yds	QBH	PBU
Opponent										
vs. Ball State	6	3	9	-	-	-	-	-	-	-
Eastern Illinois	1	-	1	-	-	-	-	-	-	-
Ohio State	3	-	3	-	-	-	-	-	-	-
Connecticut	3	-	3	-	-	-	-	-	-	-
at MSU	-	1	1	-	-	-	-	-	-	-
Totals	13	4	17	-	-	-	-	-	-	-

2018

Opponent	Solo	Ast	Total	TFL-Yds	Sacks	FF	FR-Yds	Int-Yds	QBH	PBU
at FIU	-	-	-	-	-	-	1-0	-	-	-
Virginia	2	1	3	-	-	-	-	-	-	-
Ball State	2	1	3	-	-	-	-	-	-	-
Michigan State	-	-	-	-	-	-	-	-	-	1
at Rutgers	3	2	5	-	-	-	-	-	-	-
at Ohio State	-	1	1	-	-	-	-	1-0	-	-
at Minnesota	1	-	1	-	-	-	-	-	-	-
Maryland	-	-	-	-	-	-	-	-	-	-
at Michigan	1	1	2	-	-	-	-	-	-	-
Purdue	4	1	5	1-2	-	-	-	-	-	-
Totals	13	7	20	1-2	-	-	1-0	1-0	-	1



MICAH MCFADDEN

47

LB • 6-2, 232 • So.
Tampa, Fla • Plant

2019 BIO

Had a career-high six tackles in victory over Ball State ... made three tackles and a half-sack in victory over EIU ... totaled four tackles against Ohio State ... had one TFL and a QB hurry in win over UConn ... totaled five tackles, including two TFLs, at Michigan State.

MCFADDEN'S CAREER STATS

	GP/GS	Solo	Asst	Total	Sack	TFL	FF	FR-Yds	Int-Yds	QBH	PBU
2018	12/-	14	6	20	-	1-3	1	-	-	2	-
2019	5/4	12	7	19	-	4.5-12	-	-	-	1	-
Totals	17/4	26	13	39	-	5.5-15	1	-	-	3	-

MCFADDEN'S CAREER GAME-BY-GAME

2019	Opponent	Solo	Asst	Total	TFL-Yds	Sacks	FF	FR-Yds	Int-Yds	QBH	PBU
	vs. Ball State	3	3	6	1-2	-	-	-	-	-	-
	Eastern Illinois	2	1	3	0.5-2	0.5-2	-	-	-	-	-
	Ohio State	4	-	4	-	-	-	-	-	-	-
	Connecticut	1	-	1	1-1	-	-	-	-	1	-
	at MSU	2	3	5	2-7	-	-	-	-	-	-
Totals		12	7	19	4.5-12	0.5-2	-	-	-	1	-
2018	Opponent	Solo	Asst	Total	TFL-Yds	Sacks	FF	FR-Yds	Int-Yds	QBH	PBU
	at FIU	-	-	-	-	-	-	-	-	-	-
	Virginia	4	-	4	1-3	-	1	-	-	-	-
	Ball State	2	-	2	-	-	-	-	-	1	-
	Michigan State	-	-	-	-	-	-	-	-	-	-
	at Rutgers	-	-	-	-	-	-	-	-	-	-
	at Ohio State	1	-	1	-	-	-	-	-	-	-
	Iowa	1	1	2	-	-	-	-	-	-	-
	Penn State	2	-	2	-	-	-	-	-	-	-
	at Minnesota	-	3	3	-	-	-	-	-	-	-
	Maryland	-	1	1	-	-	-	-	-	-	-
	at Michigan	2	1	3	-	-	-	-	-	1	-
	Purdue	2	-	2	-	-	-	-	-	-	-
Totals		14	6	20	1-3	-	1	-	-	2	-



JAMES MILLER

8

LB • 6-2, 226 • Fr.-R
Tampa, Fla • Armwood

2019 BIO

Totaled four tackles, a half-sack and one TFL in win over Ball State ... had three tackles, including a TFL, in victory over EIU ... made four tackles against Ohio State ... totaled two tackles with 0.5 TFLs at Michigan State.

MILLER'S CAREER STATS

	GP/GS	Solo	Asst	Total	Sack	TFL	FF	FR-Yds	Int-Yds	QBH	PBU
2018	3/-	2	1	3	-	-	-	-	-	-	-
2019	5/1	8	5	13	0.5-4	2.5-7	-	-	-	-	-
Totals	8/1	10	6	16	0.5-4	2.5-7	-	-	-	-	-

MILLER'S CAREER GAME-BY-GAME

2019	Opponent	Solo	Asst	Total	TFL-Yds	Sacks	FF	FR-Yds	Int-Yds	QBH	PBU
	vs. Ball State	2	2	4	1-5	0.5-4	-	-	-	-	-
	Eastern Illinois	2	1	3	1-1	-	-	-	-	-	-
	Ohio State	4	-	4	-	-	-	-	-	-	-
	Connecticut	-	-	-	-	-	-	-	-	-	-
	at MSU	-	2	2	0.5-1	-	-	-	-	-	-
Totals		8	5	13	2.5-7	0.5-4	-	-	-	-	-
2018	Opponent	Solo	Asst	Total	TFL-Yds	Sacks	FF	FR-Yds	Int-Yds	QBH	PBU
	at Minnesota	-	-	-	-	-	-	-	-	-	-
	Maryland	1	-	1	-	-	-	-	-	-	-
	at Michigan	1	1	2	-	-	-	-	-	-	-
Totals		2	1	3	-	-	-	-	-	-	-



MICHAEL PENIX JR.

9

QB • 6-3, 202 • Fr.-R
Tampa, Fla. • Tampa Bay Tech

2019 BIO

Big Ten Freshman of the Week (9/2) ... set then career-highs in completions (24), attempts (40) and yards (326) in first-career start against Ball State ... completed 14-of-20 passes for 197 yards and two touchdowns in victory over EIU ... earned Big Ten Freshman of the Week honors for the second time on the season after completing 33-of-42 passes for 286 yards and three touchdowns with his first-career rushing TD at Michigan State ... completed a school-record 20-straight completions (2nd in Big Ten history).

PENIX'S CAREER STATS - PASSING

	GP/GS	Comp	Att	TD	Int	Yds	P/G	LG	High
2018	3/0	21	34	1	0	219	61.8	34-FIU	96-FIU
2019	3/3	71	102	6	2	809	269.7	75-BSU	326-BSU
Totals	6/3	92	136	7	2	1028	171.3	75-BSU	326-BSU

PENIX'S CAREER STATS - RUSHING

	GP/GS	CAR	YDS	YPC	AVG	TD	HIGH
2018	3/0	7	45	6.4	15.0	0	13-PSU
2019	3/3	11	75	6.8	25.0	1	67-BSU
Totals	6/3	18	120	6.7	20.0	1	67-BSU

PENIX'S GAME-BY-GAME (PASSING)

2019	Opponent	Comp	Att	TD	INT	Pct.	Yds	Lg
	vs. Ball State	24	40	1	2	.600	326	75
	Eastern Illinois	14	20	2	-	.700	197	36
	at MSU	33	42	3	-	.786	286	28
Totals		71	102	6	2	.696	809	75
2018	Opponent	Comp	Att	TD	INT	Pct.	Yds	Lg
	at FIU	8	10	1	-	.800	96	34
	Ball State	4	5	-	-	.800	29	14
	Penn State	9	19	-	-	.474	94	25
Totals		21	34	1	-	.618	219	34

PENIX'S GAME-BY-GAME (RUSHING)

2019	Opponent	No.	Yds	TD	Lg
	vs. Ball State	7	67	-	24
	Eastern Illinois	2	12	-	7
	at MSU	2	-4	-	2
Totals		11	75	1	24
2018	Opponent	No.	Yds	TD	Lg
	at FIU	2	8	-	5
	Ball State	3	13	-	12
	Penn State	2	24	-	13
Totals		7	45	-	17



WHOP PHILYOR

1

WR • 5-11, 178 • Jr.
Tampa, Fla • Plant

2019 BIO

Totaled six receptions for 66 yards in win over Ball State ... had four receptions for 75 yards in victory over EIU ... three receptions for 41 yards against Ohio State ... had four catches for 47 yards and a touchdown in win over UConn ... totaled 142 yards and a career-high two touchdowns on a career-best 14 receptions (T-3rd in program history) at Michigan State.

PHILYOR'S CAREER STATS - RECEIVING

	GP/GS	Rec	Yds	Avg/C	Avg/G	TD	Lg	High
2017	11/-	33	335	10.2	30.5	3	36-RU	127-MD
2018	7/3	23	235	10.2	33.6	1	65-MSU	148-MSU
2019	5/4	31	371	12.0	74.2	3	36-EIU	75-EIU
Totals	23/7	87	941	10.8	40.9	7	65-MSU	148-MSU

PHILYOR'S GAME-BY-GAME

2019 Receiving				
Opponent	No.	Yds	TD	Lg
vs. Ball State	6	66	-	18
Eastern Illinois	4	75	-	36
Ohio State	3	41	-	28
Connecticut	4	47	1	21
at MSU	14	142	2	28
Totals	31	371	3	36
2018 Receiving				
Opponent	No.	Yds	TD	Lg
at FIU	2	27	-	19
Virginia	-	-	-	-
Ball State	3	19	-	14
Michigan State	13	148	1	65
Iowa	-	-	-	-
Penn State	4	27	-	9
at Minnesota	1	14	-	14
Totals	23	235	1	65
2017 Receiving				
Opponent	No.	Yds	TD	Lg
at Virginia	-	-	-	-
GS	1	7	-	7
at Penn State	1	4	-	4
CSU	2	16	-	12
Michigan	3	13	1	8
at Michigan St.	1	20	-	20
at Maryland	13	127	1	17
Wisconsin	5	55	-	24
at Illinois	2	14	-	17
Rutgers	4	70	-	36
at Purdue	1	9	1	9
Totals	33	335	3	36



PEYTON RAMSEY

12

QB • 6-2, 216 • Jr.-R
Cincinnati, Ohio

2019 BIO

Set school record, completing 13-of-14 passes (.929) in victory over EIU ... threw for 226 yards and two touchdowns in win ... completed 19-of-33 passes for 162 yards against Ohio State ... threw three touchdowns, completing 23-of-27 (.852) of his passes for 247 yards in win over UConn.

RAMSEY'S CAREER STATS - PASSING

	GP/GS	Comp	Att	TD	Int	Yds	P/G	LG	High
2017	9/4	134	205	10	5	1252	139.1	45-MD	321-CSU
2018	12/12	295	447	19	13	2875	239.6	65-MSU	345-PU
2019	3/2	55	74	5	2	635	211.7	64-EIU	247-UCONN
Totals	24/18	484	726	34	20	4762	198.4	65-MSU	345-PU

RAMSEY'S CAREER STATS - RUSHING

	GP/GS	CAR	YDS	YPC	AVG	TD	HIGH
2017	9/4	92	226	2.5	25.1	2	54-CSU
2018	12/12	111	354	3.2	29.5	5	51-RUT
2019	3/2	18	22	1.2	7.3	-	20-OSU
Totals	24/18	221	602	2.7	25.1	7	54-CSU

RAMSEY'S GAME-BY-GAME (PASSING)

2019								
Opponent	Comp	Att	TD	INT	Pct.	Yds	Lg	
Eastern Illinois	13	14	2	-	.929	226	64	
Ohio State	19	33	-	1	.576	162	28	
Connecticut	23	27	3	1	.852	247	25	
Totals	55	74	5	2	.743	635	64	
2018								
Opponent	Comp	Att	TD	INT	Pct.	Yds	Lg	
at FIU	20	27	3	1	.741	156	18	
Virginia	16	22	2	1	.727	150	33	
Ball State	20	27	-	-	.741	173	22	
Michigan State	32	46	2	2	.696	272	65	
at Rutgers	27	40	1	1	.675	288	25	
at Ohio State	26	49	3	-	.531	322	38	
Iowa	31	42	1	2	.738	263	33	
Penn State	26	36	1	1	.722	236	21	
at Minnesota	29	44	2	2	.649	232	43	
Maryland	16	28	2	1	.571	243	43	
at Michigan	16	35	1	1	.457	195	41	
Purdue	36	51	1	1	.706	345	40	
Totals	295	447	19	13	.660	2875	65	
2017								
Opponent	Comp	Att	TD	INT	Pct.	Yds	Lg	
Ohio State	2	3	-	-	.666	10	6	
at Virginia	16	20	2	-	.800	173	32	
GS	3	8	1	-	.375	55	42	
at Penn State	8	17	1	1	.471	78	23	

CSU	32	41	2	1	.780	321	45
Michigan	20	41	1	2	.488	178	24
at Michigan State	22	34	-	-	.647	158	29
at Maryland	31	41	3	1	.756	279	34
Rutgers	-	-	-	-	-	-	-
Totals	134	205	10	5	.654	1252	45

RAMSEY'S GAME-BY-GAME (RUSHING)

2019 Rushing				
Opponent	No.	Yds	TD	Lg
Eastern Illinois	-	-	-	-
Ohio State	14	14	-	20
Connecticut	4	8	-	10
Totals	18	22	-	20

2018 Rushing					2017 Rushing				
Opponent	No.	Yds	TD	Lg	Opponent	No.	Yds	TD	Lg
at FIU	8	36	-	19	Ohio State	3	10	-	5
Virginia	9	27	-	9	at Virginia	12	32	1	26
Ball State	6	43	1	16	GS	7	22	-	8
Michigan State	18	13	-	12	at Penn State	12	53	-	12
at Rutgers	10	51	1	16	CSU	15	54	1	11
at Ohio State	10	10	-	11	Michigan	14	14	-	9
Iowa	11	9	1	12	at Michigan St.	15	33	-	8
Penn State	11	-5	-	16	at Maryland	14	8	-	15
at Minnesota	8	57	-	29					
Maryland	6	25	1	35					
at Michigan	7	51	-	29					
Purdue	7	37	1	23					
Totals	111	354	5	35	Totals	92	226	2	26



A'SHON RIGGINS

28

DB • 6-0, 187 • Sr.
Hamilton, Ohio • Hamilton

2018 BIO

Started five times and played in 11 at cornerback ... shared second on the team with three pass breakups ... totaled 20 tackles, 15 solo ... posted eight multi-stop games.

RIGGINS' CAREER STATS


	GP/GS	Solo	Asst	Total	Sack	TFL	FF	FR-Yds	Int-Yds	QBH	PBU
2016	12/8	35	2	37	1-7	2-9	1	-	1-31	-	9
2017	6/3	9	5	14	-	-	-	-	-	-	5
2018	11/5	15	5	20	-	-	-	-	-	-	3
2019	2/-	-	-	-	-	-	-	-	-	-	-
Totals	31/16	59	12	71	1-7	2-9	1	-	1-31	-	17

RIGGINS' GAME-BY-GAME

2018											
Opponent	Solo	Asst	Total	TFL-Yds	Sacks	FF	FR-Yds	Int-Yds	QBH	PBU	
vs. Ball State	-	-	-	-	-	-	-	-	-	-	-
Connecticut	-	-	-	-	-	-	-	-	-	-	-
Totals	-	-	-	-	-	-	-	-	-	-	-
2017											
Opponent	Solo	Asst	Total	TFL-Yds	Sacks	FF	FR-Yds	Int-Yds	QBH	PBU	
at FIU	2	-	2	-	-	-	-	-	-	-	1
Virginia	2	-	2	-	-	-	-	-	-	-	-
Ball State	1	1	2	-	-	-	-	-	-	-	-
Michigan State	3	-	3	-	-	-	-	-	-	-	-
at Ohio State	1	1	2	-	-	-	-	-	-	-	-
Iowa	1	-	1	-	-	-	-	-	-	-	1
Penn State	1	-	1	-	-	-	-	-	-	-	1
at Minnesota	1	1	2	-	-	-	-	-	-	-	-
Maryland	-	-	-	-	-	-	-	-	-	-	-
at Michigan	1	2	3	-	-	-	-	-	-	-	-
Purdue	2	0	2	-	-	-	-	-	-	-	-
Totals	15	5	20	-	-	-	-	-	-	-	3
2016											
Opponent	Solo	Asst	Total	TFL-Yds	Sacks	FF	FR-Yds	Int-Yds	QBH	PBU	
Ohio State	3	-	3	-	-	-	-	-	-	-	-
Virginia	2	5	7	-	-	-	-	-	-	-	2
GS	3	-	3	-	-	-	-	-	-	-	-
at Illinois	-	-	-	-	-	-	-	-	-	-	-
at Purdue	1	-	1	-	-	-	-	-	-	-	1
Totals	9	5	14	-	-	-	-	-	-	-	5

2016

Opponent	Solo	Ast	Total	TFL-Yds	Sacks	FF	FR-Yds	Int-Yds	QBH	PBU
at FIU	1	-	1	-	-	-	-	-	-	-
Ball State	2	-	2	1.0-7	1.0-7	1	-	-	-	-
Wake Forest	1	-	1	-	-	-	-	-	-	-
Michigan State	5	-	5	-	-	-	-	-	-	2
at Ohio State	3	-	3	-	-	-	-	1-31	-	1
Nebraska	2	-	2	-	-	-	-	-	-	1
at N'western	4	-	4	-	-	-	-	-	-	-
Maryland	5	-	5	-	-	-	-	-	-	1
at Rutgers	2	2	4	1.0-2	-	-	-	-	-	1
Penn State	3	-	3	-	-	-	-	-	-	2
at Michigan	2	-	2	-	-	-	-	-	-	1
Purdue	5	-	5	-	-	-	-	-	-	-
Totals	35	2	37	2.0-9	1.0-7	1	-	1-31	-	9



STEVIE SCOTT III

8

RB • 6-2, 231 • So.

Syracuse, N.Y. • Christian Brothers

2019 BIO

Rushed for two touchdowns in victory over Ball State ... had 12 carries for 61 yards and a touchdown in win over EIU ... rushed for 97 yards and a touchdown on 21 carries in win over UConn ... totaled 66 yards rushing on 18 carries and had four receptions for 28 yards at Michigan State.

SCOTT'S CAREER STATS - RUSHING

	GP/GS	CAR	YDS	YPC	AVG	TD	HIGH	LONG
2018	12/11	228	1137	5.0	94.8	10	204-UVA	45-OSU
2019	5/5	76	281	3.7	56.2	4	61-EIU	19-MSU
Totals	17/16	304	1418	4.7	83.4	14	204-UVA	45-OSU

SCOTT'S GAME-BY-GAME

2019	Opponent	Rushing				Receiving			
		No.	Yds	TD	Lg	No.	Yds	TD	Lg
	vs. Ball State	19	48	2	7	3	28	-	17
	Eastern Illinois	12	61	1	10	2	26	-	16
	Ohio State	6	9	-	5	1	9	-	9
	Connecticut	21	97	1	10	2	11	-	11
	at MSU	18	66	-	19	4	28	-	13
Totals		76	281	4	19	12	102	-	17
2018	Opponent	Rushing				Receiving			
		No.	Yds	TD	Lg	No.	Yds	TD	Lg
	at FIU	20	70	-	9	-	-	-	-
	Virginia	31	204	1	42	-	-	-	-
	Ball State	18	114	2	18	3	12	-	5
	Michigan State	4	12	-	5	1	8	1	8
	at Rutgers	18	58	1	16	2	10	-	5
	at Ohio State	9	64	-	45	-	-	-	-
	Iowa	8	29	-	9	2	11	-	7
	Penn State	26	138	2	18	1	19	-	19
	at Minnesota	18	96	1	22	2	6	-	6
	Maryland	19	103	1	27	1	-	-	-
	at Michigan	30	139	1	35	1	8	-	8
	Purdue	20	104	1	14	1	6	-	6
Totals		228	1137	10	45	16	86	1	19



ALLEN STALLINGS IV

99

DL • 6-2, 246 • Sr.

Maywood, Ill. • Oak Park and River Forest

2019 BIO

Made two tackles in victory over EIU ... had three tackles, including a sack, against Ohio State ... had a sack in win over UConn ... totaled two tackles at Michigan State.

STALLINGS' CAREER STATS

	GP/GS	Solo	Ast	Total	Sack	TFL	FF	FR-Yds	Int-Yds	QBH	PBU
2016	1/-	-	-	-	-	-	-	-	-	-	-
2017	12/-	15	10	25	3-16	5.5-26	1	-	-	1	-
2018	11/7	17	7	24	2-11	6-22	1	-	-	3	-
2019	5/-	5	3	8	2-6	2-6	-	-	-	-	-
Totals	29/7	37	20	57	7-33	13.5-54	2	-	-	4	-

STALLINGS' GAME-BY-GAME

2019

Opponent	Solo	Ast	Total	TFL-Yds	Sacks	FF	FR-Yds	Int-Yds	QBH	PBU
vs. Ball State	-	-	-	-	-	-	-	-	-	-
Eastern Illinois	1	1	2	-	-	-	-	-	-	-
Ohio State	3	-	3	1-5	1-5	-	-	-	-	-
Connecticut	1	-	1	1-1	1-1	-	-	-	-	-
at MSU	-	2	2	-	-	-	-	-	-	-
Totals	5	3	8	2-6	2-6	-	-	-	-	-

2018

Opponent	Solo	Ast	Total	TFL-Yds	Sacks	FF	FR-Yds	Int-Yds	QBH	PBU
at FIU	1	-	1	-	-	-	-	-	1	-
Virginia	3	-	3	2-6	-	1	-	-	-	-
Ball State	1	-	1	1-1	-	-	-	-	-	-
Michigan State	1	-	1	-	-	-	-	-	1	-
at Rutgers	2	2	4	1-5	1-5	-	-	-	-	-
at Ohio State	3	2	5	-	-	-	-	-	1	-
Iowa	1	-	1	-	-	-	-	-	-	-
Penn State	2	-	2	2-10	1-6	-	-	-	-	-
at Minnesota	-	2	2	-	-	-	-	-	-	-
Maryland	2	-	2	-	-	-	-	-	-	-
Purdue	1	1	2	-	-	-	-	-	-	-
Totals	17	7	24	6-22	2-11	1	-	-	3	-

2017

Opponent	Solo	Ast	Total	TFL-Yds	Sacks	FF	FR-Yds	Int-Yds	QBH	PBU
Ohio State	1	2	3	-	-	-	-	-	-	-
Virginia	1	1	2	-	-	-	-	-	-	-
GS	3	1	3	1.5-11	1-9	-	-	-	-	-
at Penn State	1	2	3	1-3	1-3	-	-	-	-	-
CSU	2	1	3	0.5-0	0.5-0	-	-	-	-	-
Michigan	-	-	-	-	-	-	-	-	-	-
at Michigan St.	1	1	2	-	-	-	-	-	-	-
at Maryland	1	1	2	1-6	-	-	-	-	-	-
Wisconsin	2	-	2	-	-	1	-	-	-	-
at Illinois	-	1	1	0.5-4	0.5-4	-	-	-	1	-
Rutgers	1	-	1	-	-	-	-	-	-	-
at Purdue	2	-	2	1.0-2	-	-	-	-	-	-
Totals	15	10	25	5.5-26	3-16	1	-	-	1	-

2016

Opponent	Solo	Ast	Total	TFL-Yds	Sacks	FF	FR-Yds	Int-Yds	QBH	PBU
FIU	-	-	-	-	-	-	-	-	-	-
Totals	-	-	-	-	-	-	-	-	-	-



SIMON STEPANIAK

72

OL • 6-4, 321 • Sr.-5th

Hamilton, Ohio • Ross

2019 BIO

Started at right guard all five games this season.



REESE TAYLOR

2

DB • 5-11, 183 • So.

Indianapolis, Ind. • Ben Davis

2019 BIO

Made one tackle in win over EIU.

TAYLOR'S CAREER STATS

	GP/GS	Solo	Ast	Total	Sack	TFL	FF	FR-Yds	Int-Yds	QBH	PBU
2018	12/0	7	-	7	-	-	-	-	-	-	-
2019	3/-	1	-	1	-	-	-	-	-	-	1
Totals	15/0	8	-	8	-	-	-	-	-	-	1

TAYLOR'S GAME-BY-GAME

2019

Opponent	Solo	Ast	Total	TFL-Yds	Sacks	FF	FR-Yds	Int-Yds	QBH	PBU
Eastern Illinois	1	-	1	-	-	-	-	-	-	1
Ohio State	-	-	-	-	-	-	-	-	-	-
Connecticut	-	-	-	-	-	-	-	-	-	-
Totals	1	-	1	-	-	-	-	-	-	1

2018

Opponent	Solo	Ast	Total	TFL-Yds	Sacks	FF	FR-Yds	Int-Yds	QBH	PBU
at FIU	2	-	2	-	-	-	-	-	-	-
Virginia	-	-	-	-	-	-	-	-	-	-
Ball State	-	-	-	-	-	-	-	-	-	-
Michigan State	-	-	-	-	-	-	-	-	-	-
at Rutgers	1	-	1	-	-	-	-	-	-	-

at Ohio State	-	-	-	-	-	-	-	-	-
Iowa	2	-	2	-	-	-	-	-	-
Penn State	1	-	1	-	-	-	-	-	-
at Minnesota	-	-	-	-	-	-	-	-	-
Maryland	1	-	1	-	-	-	-	-	-
at Michigan	-	-	-	-	-	-	-	-	-
Purdue	-	-	-	-	-	-	-	-	-
Totals	7	-	7	-	-	-	-	-	-



RONNIE WALKER JR.

23

RB • 5-11, 211 • So.

Hopewell, Va. • Hopewell

2019 BIO

Rushed once for 14 yards in win over Ball State ... had a 64-yard TD reception in victory over EIU ... three receptions for 10 yards in win over UConn ... four rushes for 11 yards at Michigan State.

WALKER'S CAREER STATS - RUSHING

	GP/GS	CAR	YDS	YPC	AVG	TD	HIGH
2018	9/-	32	141	4.4	20.7	2	41-BSU
2019	5/-	12	47	3.9	9.4	-	14-BSU
Totals	14/-	44	188	4.3	13.4	2	41-BSU

WALKER'S GAME-BY-GAME

2019	Opponent	No.	Yds	TD	Lg	Receiving	No.	Yds	TD	Lg
vs. Ball State	1	14	-	14		1	3	-	3	
Eastern Illinois	3	12	-	5		1	64	1	64	
Ohio State	1	0	-	0		2	4	-	3	
Connecticut	3	10	-	5		-	-	-	-	
at MSU	4	11	-	6		-	-	-	-	
Totals	12	47	-	14		4	71	1	64	
2018	Opponent	No.	Yds	TD	Lg	Receiving	No.	Yds	TD	Lg
Ball State	9	41	1	18		-	-	-	-	
Michigan State	1	-	-	-		-	-	-	-	
at Rutgers	7	35	-	19		-	-	-	-	
Iowa	4	19	-	13		-	-	-	-	
Penn State	4	38	1	30		-	-	-	-	
at Minnesota	3	10	-	11		-	-	-	-	
Maryland	1	2	-	2		-	-	-	-	
at Michigan	2	-3	-	-		-	-	-	-	
Purdue	1	-1	-	-		-	-	-	-	
Totals	32	141	2	30		1	3	-	-	



NICK WESTBROOK

15

WR • 6-3, 219 • Sr.-5th

Lake Mary, Fla. • Lake Mary

2019 BIO

Totaled three catches for 103 yards, including a 75-yard touchdown, in win over Ball State ... three receptions for 31 yards against Ohio State ... had two receptions for 32 yards and a touchdown in win over UConn ... two catches for three yards at Michigan State.

WESTBROOK'S CAREER STATS - RECEIVING

	GP/GS	Rec	Yds	Avg/C	Avg/G	TD	Lg	High
2015	13/-	6	69	11.5	5.3	1	23-DU	26-DU
2016	13/12	54	995	18.4	76.5	6	79-BSU	133-BSU
2017	1/-	-	-	-	-	-	-	-
2018	12/12	42	590	14.0	49.2	4	41-UM	125-PU
2019	5/4	10	169	16.9	33.8	2	75-BSU	103-BSU
Totals	44/28	112	1823	16.3	41.4	13	79-BSU	133-BSU

WESTBROOK'S GAME-BY-GAME

2019	Opponent	No.	Yds	TD	Lg
vs. Ball State	3	103	1	75	
Eastern Illinois	-	-	-	-	
Ohio State	3	31	-	19	
Connecticut	2	32	1	16	
at MSU	2	3	-	5	
Totals	10	169	2	75	

2018	Opponent	No.	Yds	TD	Lg	2017	Opponent	No.	Yds	TD	Lg
at FIU	5	33	-	11		Ohio State	-	-	-	-	
Virginia	2	26	1	23							
Ball State	2	25	-	20							
Michigan State	2	14	-	9							
at Rutgers	4	62	-	23							
at Ohio State	5	109	1	38							
Iowa	2	20	-	12							
Penn State	3	33	-	12							
at Minnesota	2	18	-	12							
Maryland	3	41	1	19							
at Michigan	4	84	-	41							
Purdue	8	125	1	40							
Totals	42	590	4	41		Totals	-	-	-	-	
2016	Opponent	No.	Yds	TD	Lg	2015	Opponent	No.	Yds	TD	Lg
at FIU	6	70	-	26		SIU	1	10	-	10	
Ball State	3	133	2	79		FIU	-	-	-	-	
Wake Forest	6	129	2	75		WKU	-	-	-	-	
Michigan State	3	38	-	22		at Wake Forest	-	-	-	-	
at Ohio State	2	67	-	50		Ohio State	-	-	-	-	
Nebraska	-	-	-	-		at Penn State	1	5	-	5	
at N'western	10	126	-	33		Rutgers	-	-	-	-	
Maryland	6	65	-	17		at Michigan St.	1	13	-	13	
at Rutgers	5	80	-	41		Iowa	-	-	-	-	
Penn State	3	85	1	40		Michigan	1	15	-	15	
at Michigan	4	78	-	37		at Maryland	-	-	-	-	
Purdue	1	44	-	44		at Purdue	-	-	-	-	
vs. Utah	5	80	1	36		vs. Duke	2	26	1	23	
Totals	54	995	6	79		Totals	6	69	1	23	



HAYDON WHITEHEAD

94

P • 6-2, 215 • Sr.-5th

Melbourne, Australia • McKinnon Secondary College

2019 BIO

Punted three times in win over Ball State, averaging 51.7 yards a punt, including a 63-yard effort ... punted twice in victory over EIU, getting both inside the 20-yard line ... had a 57-yard punt in win over UConn ... had a career-long punt of 65 yards and averaged 45.8 (5 punts) at Michigan State.

CAREER STATS - PUNTING

	GP	No	Yds	Long	Avg	TB	FC	I20	50+	Blkd
2017	12	85	3459	56	40.7	5	31	33	5	1
2018	12	51	2040	58	40.0	3	21	17	4	1
2019	5	19	835	65	43.9	1	8	5	5	1
Totals	28	155	6334	65	40.9	9	60	55	14	3

GAME-BY-GAME

2019	Opponent	No	Yds	Avg	Long	Blkd	TB	50+	I20
vs. Ball State	3	155	51.7	63	-	-	-	1	2
Eastern Illinois	3	124	41.3	49	-	-	-	-	2
Ohio State	7	270	38.6	52	1	-	-	2	1
Connecticut	1	57	57.0	57	-	-	-	1	-
at MSU	5	229	45.8	65	-	1	1	1	-
Totals	19	835	43.9	65	1	1	5	5	
2018	Opponent	No	Yds	Avg	Long	Blkd	TB	50+	I20
at FIU	2	86	43.0	50	-	1	1	0	
Virginia	6	213	35.5	58	-	-	1	4	
Ball State	4	175	43.8	48	-	1	-	1	
Michigan State	7	279	39.9	46	-	-	-	1	
at Rutgers	2	89	44.5	48	-	1	-	-	
at Ohio State	4	155	38.8	46	-	-	-	1	
Iowa	4	177	44.2	50	-	-	1	1	
Penn State	6	248	41.3	47	-	-	-	2	
at Minnesota	3	126	42.0	45	-	-	-	2	
Maryland	5	181	36.2	49	-	-	-	2	
at Michigan	3	115	38.3	42	-	-	-	-	
Purdue	5	196	39.2	53	1	-	1	3	
Totals	51	2040	40.4	58	1	3	4	17	

2017

Opponent	No	Yds	Avg	Long	Blkd	TB	50+	I20
Ohio State	9	369	41.0	49	-	1	-	3
at Virginia	7	304	43.4	56	-	-	1	4
GS	7	298	42.6	54	-	1	1	3
at Penn State	8	305	38.1	52	-	1	1	-
CSU	5	173	34.6	47	-	-	-	2
Michigan	8	354	44.2	48	-	-	-	1
at Michigan St.	9	392	43.6	53	-	-	1	4
at Maryland	6	236	39.3	50	1	-	1	4
Wisconsin	4	178	44.5	49	-	-	-	-
at Illinois	9	352	39.1	48	-	2	-	5
Rutgers	4	156	39.0	45	-	-	-	3
at Purdue	9	341	37.9	48	-	-	-	4
Totals	85	3459	40.7	56	1	5	5	33



JAYLIN WILLIAMS

23

DB • 6-0, 179 • So.
Memphis, Tenn. • Germantown

2019 BIO

Had two tackles and an interception in win over Ball State ... had a PBU in victory over EIU ... totaled four tackles and one PBU against Ohio State ... had three tackles at Michigan State.

WILLIAMS' CAREER STATS

	GP/GS	Solo	Ast	Total	Tack	TFL	FF	FR-Yds	Int-Yds	QBH	PBU
2018	12/-	19	3	22	1-3	1-3	-	-	1-2	-	2
2019	5/-	7	2	9	-	-	-	-	1-29	-	2
Totals	17/-	26	5	31	1-3	1-3	-	-	2-31	-	4

WILLIAMS' GAME-BY-GAME

2019

Opponent	Solo	Ast	Total	TFL-Yds	Sacks	FF	FR-Yds	Int-Yds	QBH	PBU
vs. Ball State	1	1	2	-	-	-	-	1-29	-	-
Eastern Illinois	-	-	-	-	-	-	-	-	-	1
Ohio State	4	-	4	-	-	-	-	-	-	1
Connecticut	-	-	-	-	-	-	-	-	-	-
at MSU	2	1	3	-	-	-	-	-	-	-
Totals	7	2	9	-	-	-	-	1-29	-	2

2018

Opponent	Solo	Ast	Total	TFL-Yds	Sacks	FF	FR-Yds	Int-Yds	QBH	PBU
at FIU	2	1	3	-	-	-	-	-	-	-
Virginia	-	-	-	-	-	-	-	-	-	-
Ball State	4	-	4	-	-	-	-	-	-	1
Michigan State	1	-	1	-	-	-	-	-	-	-
at Rutgers	4	1	5	1.0-3	1.0-3	-	-	-	-	-
at Ohio State	1	-	1	-	-	-	-	-	-	-
Iowa	-	-	-	-	-	-	-	-	-	-
Penn State	1	-	1	-	-	-	-	-	-	-
at Minnesota	-	1	1	-	-	-	-	-	-	-
Maryland	3	-	3	-	-	-	-	1-2	-	1
at Michigan	2	-	2	-	-	-	-	-	-	-
Purdue	1	-	1	-	-	-	-	-	-	-
Totals	19	3	22	1.0-3	1.0-3	-	-	1-2	-	2



MICHAEL ZIEMBA

87

DL • 6-3, 256 • Jr.
Sanford, Fla. • Lake Mary

2019 BIO

Had three tackles, including one TFL in win over Ball State ... made one tackle in victory over EIU ... totaled four tackles and 1.5 TFLs against Ohio State ... had four tackles, 1.5 TFLs and two QB hurries in win over UConn.

ZIEMBA'S CAREER STATS

	GP/GS	Solo	Ast	Total	Sack	TFL	FF	FR-Yds	Int-Yds	QBH	PBU
2017	10/-	2	2	4	-	-	-	-	-	-	-
2018	12/-	3	3	6	1-6	1-6	-	-	-	-	-
2019	5/2	7	4	11	-	3.5-11	-	-	-	2	-
Totals	27/2	12	9	21	1-6	4.5-17	-	-	-	2	-

ZIEMBA'S GAME-BY-GAME

2019

Opponent	Solo	Ast	Total	TFL-Yds	Sacks	FF	FR-Yds	Int-Yds	QBH	PBU
vs. Ball State	2	1	3	1-3	-	-	-	-	-	-
Eastern Illinois	1	-	1	-	-	-	-	-	-	-

Ohio State	2	2	4	1.5-4	-	-	-	-	2	-
Connecticut	2	1	3	1-4	-	-	-	-	-	-
at MSU	-	-	-	-	-	-	-	-	-	-
Totals	7	4	11	3.5-11	-	-	-	-	2	-

2018

Opponent	Solo	Ast	Total	TFL-Yds	Sacks	FF	FR-Yds	Int-Yds	QBH	PBU
at FIU	-	-	-	-	-	-	-	-	-	-
Virginia	-	-	-	-	-	-	-	-	-	-
Ball State	-	-	-	-	-	-	-	-	-	-
Michigan State	-	-	-	-	-	-	-	-	-	-
at Rutgers	-	1	1	-	-	-	-	-	-	-
at Ohio State	2	1	3	-	-	-	-	-	-	-
Iowa	-	1	1	-	-	-	-	-	-	-
Penn State	-	-	-	-	-	-	-	-	-	-
at Minnesota	-	-	-	-	-	-	-	-	-	-
Maryland	-	-	-	-	-	-	-	-	-	-
at Michigan	-	-	-	-	-	-	-	-	-	-
Purdue	1	-	1	1-6	1-6	-	-	-	-	-
Totals	3	3	6	1-6	1-6	-	-	-	-	-

2017

Opponent	Solo	Ast	Total	TFL-Yds	Sacks	FF	FR-Yds	Int-Yds	QBH	PBU
at Virginia	-	-	-	-	-	-	-	-	-	-
GS	1	-	1	-	-	-	-	-	-	-
CSU	1	-	1	-	-	-	-	-	-	-
Michigan	-	-	-	-	-	-	-	-	-	-
at Michigan St.	-	-	-	-	-	-	-	-	-	-
at Maryland	-	-	-	-	-	-	-	-	-	-
Wisconsin	-	1	1	-	-	-	-	-	-	-
at Illinois	-	1	1	-	-	-	-	-	-	-
Rutgers	-	-	-	-	-	-	-	-	-	-
at Purdue	-	-	-	-	-	-	-	-	-	-
Totals	2	2	4	-	-	-	-	-	-	-



The Automated ScoreBook
Indiana Game Results (as of Sep 29, 2019)
All games

Date	Opponent		Score	Overall	Conference	Time	Attend
Aug 31, 2019	vs Ball State	W	34-24	1-0	0-0	3:30	21437
Sep 07, 2019	EASTERN ILLINOIS	W	52-0	2-0	0-0	3:03	37784
* Sep 14, 2019	#6 OHIO STATE	L	10-51	2-1	0-1	3:17	47945
Sep 21, 2019	CONNECTICUT	W	38-3	3-1	0-1	2:57	40084
* Sep 28, 2019	at #25 Michigan State	L	31-40	3-2	0-2	3:40	71048

The Automated ScoreBook
Indiana Overall Team Statistics (as of Sep 29, 2019)
All games

Team Statistics	IND	OPP
SCORING	165	118
Points Per Game	33.0	23.6
Points Off Turnovers	7	23
FIRST DOWNS	117	93
Rushing	34	36
Passing	73	45
Penalty	10	12
RUSHING YARDAGE	552	651
Yards gained rushing	642	758
Yards lost rushing	90	107
Rushing Attempts	166	169
Average Per Rush	3.3	3.9
Average Per Game	110.4	130.2
TDs Rushing	7	5
PASSING YARDAGE	1520	970
Comp-Att-Int	132-188-4	87-161-2
Average Per Pass	8.1	6.0
Average Per Catch	11.5	11.1
Average Per Game	304.0	194.0
TDs Passing	12	8
TOTAL OFFENSE	2072	1621
Total Plays	354	330
Average Per Play	5.9	4.9
Average Per Game	414.4	324.2
KICK RETURNS: #-Yards	20-376	6-109
PUNT RETURNS: #-Yards	10-50	5-53
INT RETURNS: #-Yards	2-73	4-97
KICK RETURN AVERAGE	18.8	18.2
PUNT RETURN AVERAGE	5.0	10.6
INT RETURN AVERAGE	36.5	24.2
FUMBLES-LOST	4-2	2-1
PENALTIES-Yards	30-294	29-225
Average Per Game	58.8	45.0
PUNTS-Yards	20-835	29-1187
Average Per Punt	41.8	40.9
Net punt average	38.1	37.1
KICKOFFS-Yards	34-2040	23-1352
Average Per Kick	60.0	58.8
Net kick average	41.4	39.2
TIME OF POSSESSION/Game	32:48	27:12
3RD-DOWN Conversions	33/68	22/69
3rd-Down Pct	49%	32%
4TH-DOWN Conversions	1/5	4/8
4th-Down Pct	20%	50%
SACKS BY-Yards	10-58	8-44
MISC YARDS	0	0
TOUCHDOWNS SCORED	20	15
FIELD GOALS-ATTEMPTS	8-8	4-8
ON-SIDE KICKS	0-0	0-0
RED-ZONE SCORES	(18-21) 86%	(9-10) 90%
RED-ZONE TOUCHDOWNS	(14-21) 67%	(7-10) 70%
PAT-ATTEMPTS	(19-19) 100%	(14-14) 100%
ATTENDANCE	125813	71048
Games/Avg Per Game	3/41938	1/71048
Neutral Site Games		1/21437

Score by Quarters	1st	2nd	3rd	4th	OT	Total
Indiana	48	44	31	42	0	165
Opponents	20	44	28	26	0	118

The Automated ScoreBook
Indiana Overall Individual Statistics (as of Sep 29, 2019)
All games

Rushing	g	att	gain	loss	net	avg	td	lg	avg/g
Scott III, Stevie	5	76	294	13	281	3.7	4	19	56.2
Penix Jr., Michael	3	11	83	8	75	6.8	1	24	25.0
James, Sampson	5	24	61	12	49	2.0	1	9	9.8
Walker Jr., Ronnie	5	12	48	1	47	3.9	0	14	9.4
Philyor, Whop	5	5	44	1	43	8.6	0	22	8.6
Ramsey, Peyton	3	18	55	33	22	1.2	0	20	7.3
Ellis, David	5	1	17	0	17	17.0	0	17	3.4
Gest, Cole	4	4	12	0	12	3.0	1	5	3.0
Tuttle, Jack	3	6	19	8	11	1.8	0	6	3.7
Thomas, Connor	1	2	8	0	8	4.0	0	5	8.0
Lloyd, Ahrod	5	1	1	0	1	1.0	0	1	0.2
Hale, Donovan	5	1	0	4	-4	-4.0	0	0	-0.8
TEAM	4	5	0	10	-10	-2.0	0	0	-2.5
Total	5	166	642	90	552	3.3	7	24	110.4
Opponents	5	169	758	107	651	3.9	5	56	130.2

Passing	g	effic	comp	att	in	pct	yds	td	lg	avg/g
Penix Jr., Michael	3	151.72	71	102	2	69.6	809	6	75	269.7
Ramsey, Peyton	3	163.30	55	74	2	74.3	635	5	64	211.7
Tuttle, Jack	3	72.68	5	10	0	50.0	27	0	11	9.0
Hale, Donovan	5	841.60	1	1	0	100.	49	1	49	9.8
TEAM	4	0.00	0	1	0	0.0	0	0	0	0.0
Total	5	154.94	132	188	4	70.2	1520	12	75	304.0
Opponents	5	118.56	87	161	2	54.0	970	8	45	194.0

Receiving	g	no.	yds	avg	td	lg	avg/g
Philyor, Whop	5	31	371	12.0	3	36	74.2
Hendershot, Peyto	5	20	242	12.1	3	49	48.4
Fryfogle, Ty	5	18	161	8.9	0	25	32.2
Hale, Donovan	5	16	283	17.7	2	43	56.6
Scott III, Stevie	5	12	102	8.5	0	17	20.4
Westbrook, Nick	5	10	169	16.9	2	75	33.8
Marshall, Miles	5	5	62	12.4	1	22	12.4
Gest, Cole	4	5	-1	-0.2	0	3	-0.2
Walker Jr., Ronnie	5	4	71	17.8	1	64	14.2
Ellis, David	5	4	38	9.5	0	14	7.6
Ivy Jr., Turon	3	3	24	8.0	0	14	8.0
James, Sampson	5	2	21	10.5	0	11	4.2
Bjorson, Matt	5	1	6	6.0	0	6	1.2
Shaytovich, Luke	2	1	-3	-3.0	0	0	-1.5
Penix Jr., Michael	3	0	-26	0.0	0	0	-8.7
Total	5	132	1520	11.5	12	75	304.0
Opponents	5	87	970	11.1	8	45	194.0

Punt Returns	no.	yds	avg	td	lg
Philyor, Whop	9	41	4.6	0	11
Ellis, David	1	9	9.0	0	9
Total	10	50	5.0	0	11
Opponents	5	53	10.6	0	22

Interceptions	no.	yds	avg	td	lg
Williams, Jaylin	1	29	29.0	0	29
Jones, Cam	1	44	44.0	1	44
Total	2	73	36.5	1	44
Opponents	4	97	24.2	1	96

Kick Returns	no.	yds	avg	td	lg
Ellis, David	16	328	20.5	0	33
Lloyd, Ahrod	2	17	8.5	0	14
Fitzgerald, Bryant	1	10	10.0	0	10
Gest, Cole	1	21	21.0	0	21
Total	20	376	18.8	0	33
Opponents	6	109	18.2	0	23

Fumble Returns	no.	yds	avg	td	lg
Total	0	0	0.0	0	0
Opponents	0	0	0.0	1	0

The Automated ScoreBook
Indiana Overall Individual Statistics (as of Sep 29, 2019)
All games

Scoring	td	fg	PAT				dx	saf	pts
			kick	rush	rcv	pass			
Justus, Logan	-	7-7	18-18	-	-	-	-	-	39
Scott III, Stevie	4	-	-	-	-	-	-	-	24
Hendershot, Peyto	3	-	-	-	1	-	-	-	20
Philyor, Whop	3	-	-	-	-	-	-	-	18
Hale, Donavan	2	-	-	-	-	-	-	-	12
Westbrook, Nick	2	-	-	-	-	-	-	-	12
Penix Jr., Michael	1	-	-	-	-	-	-	-	6
Jones, Cam	1	-	-	-	-	-	-	-	6
James, Sampson	1	-	-	-	-	-	-	-	6
Walker Jr., Ronnie	1	-	-	-	-	-	-	-	6
Gest, Cole	1	-	-	-	-	-	-	-	6
Marshall, Miles	1	-	-	-	-	-	-	-	6
Campbell, Charles	-	1-1	1-1	-	-	-	-	-	4
Ellis, David	-	-	-	-	-	1-1	-	-	0
Total	20	8-8	19-19	-	1	1-1	-	-	165
Opponents	15	4-8	14-14	-	-	-	-	1	118

Total Offense	g	plays	rush	pass	total	avg/g
Penix Jr., Michael	3	113	75	809	884	294.7
Ramsey, Peyton	3	92	22	635	657	219.0
Scott III, Stevie	5	76	281	0	281	56.2
James, Sampson	5	24	49	0	49	9.8
Walker Jr., Ronnie	5	12	47	0	47	9.4
Hale, Donavan	5	2	-4	49	45	9.0
Philyor, Whop	5	5	43	0	43	8.6
Tuttle, Jack	3	16	11	27	38	12.7
Ellis, David	5	1	17	0	17	3.4
Gest, Cole	4	4	12	0	12	3.0
Thomas, Connor	1	2	8	0	8	8.0
Lloyd, Ahrod	5	1	1	0	1	0.2
TEAM	4	6	-10	0	-10	-2.5
Total	5	354	552	1520	2072	414.4
Opponents	5	330	651	970	1621	324.2

Field Goals	fg	pct.	01-19	20-29	30-39	40-49	50-99	lg	blk
Justus, Logan	7-7	100.	0-0	3-3	1-1	2-2	1-1	50	0
Campbell, Charles	1-1	100.	0-0	0-0	0-0	1-1	0-0	48	0

FG Sequence	Indiana	Opponents
Ball State	(48),(30),(49),(50)	(22),42
Eastern Illinois	(48)	-
Ohio State	(29)	32
Connecticut	(27)	(41),50
Michigan State	(26)	43,(44),(21)

Numbers in (parentheses) indicate field goal was made.

Punting	no.	yds	avg	lg	tb	fc	i20	50+	blk
Whitehead, Haydo	19	835	43.9	65	1	8	5	5	0
TEAM	1	0	0.0	0	0	0	0	0	1
Total	20	835	41.8	65	1	8	5	5	1
Opponents	29	118	40.9	60	3	7	9	7	1

Kickoffs	no.	yds	avg	tb	ob	retn	net	ydln
Snyder, Nathanael	27	157	58.5	15	2			
Smolar, Jared	6	390	65.0	6	0			
Whitehead, Haydo	1	71	71.0	0	0			
Total	34	204	60.0	21	2	18.2	41.4	23
Opponents	23	135	58.8	3	0	18.8	39.2	25

The Automated ScoreBook
Indiana Overall Individual Statistics (as of Sep 29, 2019)
All games

All Purpose	g	rush	rcv	pr	kr	ir	total	avg/g
Philyor, Who	5	43	371	41	0	0	455	91.0
Ellis, David	5	17	38	9	328	0	392	78.4
Scott III, Stevi	5	281	102	0	0	0	383	76.6
Hale, Donava	5	-4	283	0	0	0	279	55.8
Hendershot,	5	0	242	0	0	0	242	48.4
Westbrook, N	5	0	169	0	0	0	169	33.8
Fryfogle, Ty	5	0	161	0	0	0	161	32.2
Walker Jr., R	5	47	71	0	0	0	118	23.6
James, Samp	5	49	21	0	0	0	70	14.0
Marshall, Mile	5	0	62	0	0	0	62	12.4
Penix Jr., Mic	3	75	-26	0	0	0	49	16.3
Jones, Cam	4	0	0	0	0	44	44	11.0
Gest, Cole	4	12	-1	0	21	0	32	8.0
Williams, Jayl	5	0	0	0	0	29	29	5.8
Ivy Jr., Turon	3	0	24	0	0	0	24	8.0
Ramsey, Peyt	3	22	0	0	0	0	22	7.3
Lloyd, Ahrod	5	1	0	0	17	0	18	3.6
Tuttle, Jack	3	11	0	0	0	0	11	3.7
Fitzgerald, Br	5	0	0	0	10	0	10	2.0
Thomas, Con	1	8	0	0	0	0	8	8.0
Bjorson, Matt	5	0	6	0	0	0	6	1.2
Shaytovich, L	2	0	-3	0	0	0	-3	-1.5
TEAM	4	-10	0	0	0	0	-10	-2.5
Total	5	552	1520	50	376	73	2571	514.2
Opponents	5	651	970	53	109	97	1880	376.0

The Automated ScoreBook
Indiana Overall Defensive Statistics (as of Sep 29, 2019)
All games

##	Defensive Leaders	gp	Tackles			tfl/yds	Sacks no-yds	Pass defense			Fumbles		blkd	
			ua	a	tot			int-yds	brup	qbh	rcv-yds	ff	kick	saf
7	Jones, Reakwon	5	18	11	29	0.5-1	.	.	.	1
47	McFadden, Micah	5	12	7	19	4.5-12	0.5-2	.	.	1
27	Matthews, Devon	5	13	4	17
9A	Ball, Marcelino	5	10	6	16	2
9E	Elliott, Demarcus	5	13	2	15	2.0-9	2.0-9	.	.	1
4	Jones, Cam	4	9	5	14	1.0-3	.	1-44	2	1
31	Fitzgerald, Bryant	5	13	1	14	1.0-2	.	.	2	1
17	Layne, Raheem	5	13	1	14	.	.	.	2
8A	Miller, James	5	8	5	13	2.5-7	0.5-4
29	Bryant, Khalil	5	6	6	12	1-0	.	.	.
98	Johnson, Jerome	5	5	7	12	2.0-15	2.0-15
87	Ziemba, Michael	5	7	4	11	3.5-11	.	.	.	2
2A	Johnson, Jamar	5	8	3	11	1.5-7	1.0-7	.	.	1
44	Allen, Thomas	5	5	5	10
6A	Head Jr., James	5	5	5	10	3.0-15	1.5-13	.	1	4
5	Burgess, Juwan	5	5	4	9	1.0-3	1	.	.
2B	Williams, Jaylin	5	7	2	9	.	.	1-29	2
99	Stallings IV, Allen	5	5	3	8	2.0-6	2.0-6
92	Bryant, Alfred	5	5	2	7	2.0-4
14	Brown Jr., Andre	5	7	.	7	.	.	.	2
96	Jones, Shamar	5	1	5	6	1.5-4	0.5-2	.	.	1
3A	Mullen, Tiawan	5	5	.	5	1.0-1	.	.	5
21	Pierre, Noah	5	1	2	3	0.5-2
93	Harris, Juan	4	.	3	3
69	Everett, Gavin	5	3	.	3	1
46	Casey, Aaron	5	2	1	3	0.5-1	1	.
59	McCabe, Gavin	1	2	.	2
77	Jones, Caleb	5	1	.	1
2	Taylor, Reese	3	1	.	1	.	.	.	1
19	Sanguinetti, Josh	2	1	.	1
42	Bonhomme, D.K.	5	1	.	1
Total		5	192	94	286	30-103	10-58	2-73	17	16	1-0	1	1	.
Opponents		5	226	139	365	28-90	8-44	4-97	16	11	2-0	2	1	1

All games

Record:	Overall	Home	Away	Neutral
All games	3-2	2-1	0-1	1-0
Conference	0-2	0-1	0-1	0-0
Non-Conference	3-0	2-0	0-0	1-0

Team Statistics	IND	OPP
FIRST DOWNS	117	93
Rushing	34	36
Passing	73	45
Penalty	10	12
RUSHING YARDAGE	552	651
Rushing Attempts	166	169
Average Per Rush	3.3	3.9
Average Per Game	110.4	130.2
TDs Rushing	7	5
PASSING YARDAGE	1520	970
Comp-Att-Int	132-188-4	87-161-2
Average Per Pass	8.1	6.0
Average Per Catch	11.5	11.1
Average Per Game	304.0	194.0
TDs Passing	12	8
TOTAL OFFENSE	2072	1621
Average Per Play	5.9	4.9
Average Per Game	414.4	324.2
KICK RETURNS: #-Yards	20-376	6-109
PUNT RETURNS: #-Yards	10-50	5-53
INT RETURNS: #-Yards	2-73	4-97
FUMBLES-LOST	4-2	2-1
PENALTIES-Yards	30-294	29-225
PUNTS-AVG	20-41.8	29-40.9
TIME OF POSSESSION/G	32:48	27:12
3RD-DOWN Conversions	33/68	22/69
4TH-DOWN Conversions	1/5	4/8

Interceptions	no.	yds	avg	td	lg
Jones, Cam	1	44	44.0	1	44
Williams, Jaylin	1	29	29.0	0	29

Punting	no.	yds	avg	lg	tb	fc	i20	50+	blk
Whitehead, Haydon	19	835	43.9	65	1	8	5	5	0
TEAM	1	0	0.0	0	0	0	0	0	1

Punt Returns	no.	yds	avg	td	lg
Philyor, Whop	9	41	4.6	0	11
Ellis, David	1	9	9.0	0	9
Total	10	50	5.0	0	11
Opponents	5	53	10.6	0	22

Kick Returns	no.	yds	avg	td	lg
Ellis, David	16	328	20.5	0	33
Lloyd, Ahrod	2	17	8.5	0	14
Gest, Cole	1	21	21.0	0	21
Fitzgerald, Bryant	1	10	10.0	0	10
Total	20	376	18.8	0	33
Opponents	6	109	18.2	0	23

All Purpose	g	rush	rcv	pr	kr	ir	total	avg/g
Philyor, Whop	5	43	371	41	0	0	455	91.0
Ellis, David	5	17	38	9	328	0	392	78.4
Scott III, Stevi	5	281	102	0	0	0	383	76.6
Total	5	552	1520	50	376	73	2571	514.2
Opponents	5	651	970	53	109	97	1880	376.0

Total Offense	g	plays	rush	pass	total	avg/g
Penix Jr., Michael	3	113	75	809	884	294.7
Ramsey, Peyton	3	92	22	635	657	219.0
Scott III, Stevie	5	76	281	0	281	56.2
James, Sampson	5	24	49	0	49	9.8
Total	5	354	552	1520	2072	414.4
Opponents	5	330	651	970	1621	324.2

acks -yds	Pass int-yds	defense brup	qbh	Fumbles rcv-yds	ff	blkd kick	saf
5-2	.	.	1
.	.	.	1
.	.	.	2
0-58	2-73	17	16	1-0	1	1	.
3-44	4-97	16	11	2-0	2	1	1

The Automated ScoreBook
Indiana Team Game-by-Game (as of Sep 29, 2019)
All games

TEAM STATISTICS

Date	Opponent	Rushing				Receiving				Passing				Kick Returns				Punt Returns				tot off
		no.	yds	td	lg	no.	yds	td	lg	cmp-att-int	yds	td	lg	no.	yds	td	lg	no.	yds	td	lg	
Aug 31	vs Ball State	33	148	2	24	24	326	1	75	24-41-2	326	1	75	5	125	0	33	1	11	0	11	474
Sep 07	EASTERN ILLINOIS	34	114	3	10	30	441	4	64	30-41-0	441	4	64	1	14	0	14	3	13	0	9	555
Sep 14	OHIO STATE	31	42	0	20	21	215	1	49	21-36-1	215	1	49	7	113	0	25	1	-1	0	0	257
Sep 21	CONNECTICUT	40	178	1	17	24	252	3	25	24-28-1	252	3	25	1	11	0	11	3	15	0	7	430
Sep 28	at Michigan State	28	70	1	19	33	286	3	28	33-42-0	286	3	28	6	113	0	25	2	12	0	10	356
Indiana		166	552	7	24	132	1520	12	75	132-188-4	1520	12	75	20	376	0	33	10	50	0	11	2072
Opponents		169	651	5	56	87	970	8	45	87-161-2	970	8	45	6	109	0	23	5	53	0	22	1621

Games: 5 • Avg/rush: 3.3 • Avg/catch: 11.5 • Pass effic: 154.94 • KR avg: 18.8 • PR avg: 5.0 • All purpose avg/game: 514.2 • Total offen:

Date	Opponent	Tackles				Sacks no-yds	Fumble		Pass Defense			blkd kick	PAT Attempts			off		
		ua	a	total	tfl-yds		ff	fr-yds	int-yds	qbh	brup		kick	rush	rcv	saf	t/o	pts
Aug 3	vs Ball State	41	40	81	7.0-33	3.0-24	0	0-0	1-29	4	2	0	2-2	0	1	0	0	34
Sep 0	EASTERN ILLINOIS	34	14	48	8.0-26	3.0-17	0	0-0	0-0	1	5	1	7-7	0	0	0	0	52
Sep 1	OHIO STATE	46	10	56	6.0-21	2.0-12	1	1-0	0-0	2	1	0	1-1	0	0	0	0	10
Sep 2	CONNECTICUT	35	8	43	6.0-15	2.0-5	0	0-0	1-44	3	2	0	5-5	0	0	0	7	38
Sep 2	at Michigan State	36	22	58	3.0-8	0.0-0	0	0-0	0-0	6	7	0	4-4	0	0	0	0	31
Indiana		192	94	286	30.0-103	10.0-58	1	1-0	2-73	16	17	1	19-19	0	1	0	7	165
Opponents		226	139	365	28.0-90	8.0-44	2	2-0	4-97	11	16	1	14-14	0	0	1	23	118

		Punting									Field Goals			Kickoffs				
Date	Opponent	no.	yds	avg	long	blkd	tb	fc	50+	i20	md-att	long	blkd	no.	yds	avg	tb	ob
Aug 3	vs Ball State	3	155	51.7	63	0	0	1	1	2	4-4	50	0	8	455	56.9	3	2
Sep 0	EASTERN ILLINOIS	3	124	41.3	49	0	0	2	0	2	1-1	48	0	9	485	53.9	5	0
Sep 1	OHIO STATE	8	270	33.8	52	1	0	2	2	1	1-1	29	0	4	266	66.5	2	0
Sep 2	CONNECTICUT	1	57	57.0	57	0	0	0	1	0	1-1	27	0	7	460	65.7	7	0
Sep 2	at Michigan State	5	229	45.8	65	0	1	3	1	0	1-1	26	0	6	374	62.3	4	0
Indiana		20	835	41.8	65	1	1	8	5	5	8-8	50	0	34	2040	60.0	21	2
Opponents		29	1187	40.9	60	1	3	7	7	9	4-8	44	0	23	1352	58.8	3	0

The Automated ScoreBook
Indiana Opponent Game-by-Game (as of Sep 29, 2019)
All games

OPPONENT STATISTICS

		Rushing				Receiving				Passing				Kick Returns				Punt Returns				tot		
Date	Opponent	no.	yds	td	lg	no.	yds	td	lg	cmp	att	int	yds	td	lg	no.	yds	td	lg	no.	yds	td	lg	off
Aug 31	vs Ball State	40	100	1	12	26	298	2	45	26	41	1	298	2	45	2	35	0	23	1	0	0	0	398
Sep 07	EASTERN ILLINOIS	31	52	0	9	11	64	0	14	11	25	0	64	0	14	0	0	0	0	0	0	0	0	116
Sep 14	OHIO STATE	42	306	3	56	17	214	3	37	17	29	0	214	3	37	2	32	0	16	2	19	0	1	520
Sep 21	CONNECTICUT	22	51	0	9	15	94	0	19	15	30	1	94	0	19	0	0	0	0	1	12	0	12	145
Sep 28	at Michigan State	34	142	1	30	18	300	3	44	18	36	0	300	3	44	2	42	0	22	1	22	0	22	442
Opponents		169	651	5	56	87	970	8	45	87	161	2	970	8	45	6	109	0	23	5	53	0	22	1621
Indiana		166	552	7	24	132	1520	12	75	132	188	4	1520	12	75	20	376	0	33	10	50	0	11	2072

Games: 5 • Avg/rush: 3.9 • Avg/catch: 11.1 • Pass effic: 118.56 • KR avg: 18.2 • PR avg: 10.6 • All purpose avg/game: 376.0 • Total offe

		Tackles				Sacks	Fumble		Pass Defense			blkd	PAT Attempts			off		
Date	Opponent	ua	a	total	tfl-yds	no-yds	ff	fr-yds	int-yds	qbh	brup	kick	kick	rush	rcv	saf	t/o	pts
Aug 3	vs Ball State	30	52	82	3.0-6	0.0-0	0	0-0	2-0	3	2	0	3-3	0	0	0	7	24
Sep 0	EASTERN ILLINOIS	53	12	65	4.0-12	0.0-0	0	0-0	0-0	0	3	0	0-0	0	0	0	0	0
Sep 1	OHIO STATE	51	11	62	12.0-43	6.0-31	1	0-0	1-96	1	8	1	7-7	0	0	1	7	51
Sep 2	CONNECTICUT	49	26	75	2.0-8	1.0-7	1	1-0	1-1	1	0	0	0-0	0	0	0	3	3
Sep 2	at Michigan State	43	38	81	7.0-21	1.0-6	0	1-0	0-0	6	3	0	4-4	0	0	0	6	40
Opponents		226	139	365	28.0-90	8.0-44	2	2-0	4-97	11	16	1	14-14	0	0	1	23	118
Indiana		192	94	286	30.0-103	10.0-58	1	1-0	2-73	16	17	1	19-19	0	1	0	7	165

		Punting									Field Goals			Kickoffs				
Date	Opponent	no.	yds	avg	long	blkd	tb	fc	50+	i20	md-att	long	blkd	no.	yds	avg	tb	ob
Aug 3	vs Ball State	5	227	45.4	52	0	0	4	2	2	1-2	22	0	5	308	61.6	0	0
Sep 0	EASTERN ILLINOIS	11	347	31.5	48	1	0	2	0	1	0-0	0	0	1	43	43.0	0	0
Sep 1	OHIO STATE	3	132	44.0	54	0	1	1	1	2	0-1	0	0	8	474	59.2	1	0
Sep 2	CONNECTICUT	6	264	44.0	52	0	0	0	1	2	1-2	41	0	2	124	62.0	1	0
Sep 2	at Michigan State	4	217	54.2	60	0	2	0	3	2	2-3	44	0	7	403	57.6	1	0
Opponents		29	1187	40.9	60	1	3	7	7	9	4-8	44	0	23	1352	58.8	3	0
Indiana		20	835	41.8	65	1	1	8	5	5	8-8	50	0	34	2040	60.0	21	2

The Automated ScoreBook
Indiana Game Results (as of Sep 29, 2019)
Conference games

Date	Opponent		Score	Overall	Conference	Time	Attend
* Sep 14, 2019	#6 OHIO STATE	L	10-51	0-1	0-1	3:17	47945
* Sep 28, 2019	at #25 Michigan State	L	31-40	0-2	0-2	3:40	71048

The Automated ScoreBook
Indiana Overall Team Statistics (as of Sep 29, 2019)
Conference games

Team Statistics	IND	OPP
SCORING	41	91
Points Per Game	20.5	45.5
Points Off Turnovers	0	13
FIRST DOWNS	41	53
Rushing	9	24
Passing	25	23
Penalty	7	6
RUSHING YARDAGE	112	448
Yards gained rushing	171	484
Yards lost rushing	59	36
Rushing Attempts	59	76
Average Per Rush	1.9	5.9
Average Per Game	56.0	224.0
TDs Rushing	1	4
PASSING YARDAGE	501	514
Comp-Att-Int	54-78-1	35-65-0
Average Per Pass	6.4	7.9
Average Per Catch	9.3	14.7
Average Per Game	250.5	257.0
TDs Passing	4	6
TOTAL OFFENSE	613	962
Total Plays	137	141
Average Per Play	4.5	6.8
Average Per Game	306.5	481.0
KICK RETURNS: #-Yards	13-226	4-74
PUNT RETURNS: #-Yards	3-11	3-41
INT RETURNS: #-Yards	0-0	1-96
KICK RETURN AVERAGE	17.4	18.5
PUNT RETURN AVERAGE	3.7	13.7
INT RETURN AVERAGE	0.0	96.0
FUMBLES-LOST	3-1	2-1
PENALTIES-Yards	14-139	11-106
Average Per Game	69.5	53.0
PUNTS-Yards	13-499	7-349
Average Per Punt	38.4	49.9
Net punt average	33.7	39.7
KICKOFFS-Yards	10-640	15-877
Average Per Kick	64.0	58.5
Net kick average	41.6	40.1
TIME OF POSSESSION/Game	33:15	26:45
3RD-DOWN Conversions	9/30	10/23
3rd-Down Pct	30%	43%
4TH-DOWN Conversions	1/3	1/2
4th-Down Pct	33%	50%
SACKS BY-Yards	2-12	7-37
MISC YARDS	0	0
TOUCHDOWNS SCORED	5	12
FIELD GOALS-ATTEMPTS	2-2	2-4
ON-SIDE KICKS	0-0	0-0
RED-ZONE SCORES	(5-7) 71%	(7-8) 88%
RED-ZONE TOUCHDOWNS	(3-7) 43%	(6-8) 75%
PAT-ATTEMPTS	(5-5) 100%	(11-11) 100%
ATTENDANCE	47945	71048
Games/Avg Per Game	1/47945	1/71048
Neutral Site Games		0/0

Score by Quarters	1st	2nd	3rd	4th	OT	Total
Indiana	10	14	3	14	0	41
Opponents	14	37	21	19	0	91

The Automated ScoreBook
Indiana Overall Individual Statistics (as of Sep 29, 2019)
Conference games

Rushing	g	att	gain	loss	net	avg	td	lg	avg/g
Scott III, Stevie	2	24	83	8	75	3.1	0	19	37.5
Ramsey, Peyton	1	14	40	26	14	1.0	0	20	14.0
Walker Jr., Ronnie	2	5	12	1	11	2.2	0	6	5.5
Philyor, Whop	2	3	11	1	10	3.3	0	6	5.0
James, Sampson	2	6	14	7	7	1.2	0	9	3.5
Gest, Cole	1	2	6	0	6	3.0	0	5	6.0
TEAM	2	1	0	2	-2	-2.0	0	0	-1.0
Penix Jr., Michael	1	2	2	6	-4	-2.0	1	2	-4.0
Tuttle, Jack	1	2	3	8	-5	-2.5	0	3	-5.0
Total	2	59	171	59	112	1.9	1	20	56.0
Opponents	2	76	484	36	448	5.9	4	56	224.0

Passing	g	effic	comp	att	in	pct	yds	td	lg	avg/g
Penix Jr., Michael	1	159.34	33	42	0	78.6	286	3	28	286.0
Ramsey, Peyton	1	92.75	19	33	1	57.6	162	0	28	162.0
Tuttle, Jack	1	66.80	1	2	0	50.0	4	0	4	4.0
Hale, Donovan	2	841.60	1	1	0	100.	49	1	49	24.5
Total	2	137.54	54	78	1	69.2	501	4	49	250.5
Opponents	2	150.73	35	65	0	53.8	514	6	44	257.0

Receiving	g	no.	yds	avg	td	lg	avg/g
Philyor, Whop	2	17	183	10.8	2	28	91.5
Hale, Donovan	2	9	132	14.7	1	28	66.0
Hendershot, Peyto	2	6	78	13.0	1	49	39.0
Fryfogle, Ty	2	5	47	9.4	0	18	23.5
Scott III, Stevie	2	5	37	7.4	0	13	18.5
Westbrook, Nick	2	5	34	6.8	0	19	17.0
Gest, Cole	1	3	-5	-1.7	0	1	-5.0
Walker Jr., Ronnie	2	2	4	2.0	0	3	2.0
Marshall, Miles	2	1	10	10.0	0	10	5.0
Ellis, David	2	1	7	7.0	0	7	3.5
Penix Jr., Michael	1	0	-26	0.0	0	0	-26.0
Total	2	54	501	9.3	4	49	250.5
Opponents	2	35	514	14.7	6	44	257.0

Punt Returns	no.	yds	avg	td	lg
Philyor, Whop	3	11	3.7	0	10
Total	3	11	3.7	0	10
Opponents	3	41	13.7	0	22

Interceptions	no.	yds	avg	td	lg
Total	0	0	0.0	0	0
Opponents	1	96	96.0	1	96

Kick Returns	no.	yds	avg	td	lg
Ellis, David	11	213	19.4	0	25
Fitzgerald, Bryant	1	10	10.0	0	10
Lloyd, Ahrod	1	3	3.0	0	3
Total	13	226	17.4	0	25
Opponents	4	74	18.5	0	22

Fumble Returns	no.	yds	avg	td	lg
Total	0	0	0.0	0	0
Opponents	0	0	0.0	1	0

The Automated ScoreBook
Indiana Overall Individual Statistics (as of Sep 29, 2019)
Conference games

Scoring	td	fg	PAT				dx	saf	pts
			kick	rush	rcv	pass			
Philyor, Whop	2	-	-	-	-	-	-	-	12
Justus, Logan	-	2-2	5-5	-	-	-	-	-	11
Penix Jr., Michael	1	-	-	-	-	-	-	-	6
Hale, Donavan	1	-	-	-	-	-	-	-	6
Hendershot, Peyto	1	-	-	-	-	-	-	-	6
Total	5	2-2	5-5	-	-	-	-	-	41
Opponents	12	2-4	11-11	-	-	-	-	1	91

Total Offense	g	plays	rush	pass	total	avg/g
Penix Jr., Michael	1	44	-4	286	282	282.0
Ramsey, Peyton	1	47	14	162	176	176.0
Scott III, Stevie	2	24	75	0	75	37.5
Hale, Donavan	2	1	0	49	49	24.5
Walker Jr., Ronnie	2	5	11	0	11	5.5
Philyor, Whop	2	3	10	0	10	5.0
James, Sampson	2	6	7	0	7	3.5
Gest, Cole	1	2	6	0	6	6.0
Tuttle, Jack	1	4	-5	4	-1	-1.0
TEAM	2	1	-2	0	-2	-1.0
Total	2	137	112	501	613	306.5
Opponents	2	141	448	514	962	481.0

Field Goals	fg	pct.	01-19	20-29	30-39	40-49	50-99	lg	blk
Justus, Logan	2-2	100.	0-0	2-2	0-0	0-0	0-0	29	0

FG Sequence	Indiana	Opponents
Ohio State	(29)	32
Michigan State	(26)	43,(44),(21)

Numbers in (parentheses) indicate field goal was made.

Punting	no.	yds	avg	lg	tb	fc	i20	50+	blk
Whitehead, Haydo	12	499	41.6	65	1	5	1	3	0
TEAM	1	0	0.0	0	0	0	0	0	1
Total	13	499	38.4	65	1	5	1	3	1
Opponents	7	349	49.9	60	3	1	4	4	0

Kickoffs	no.	yds	avg	tb	ob	retn	net	ydln
Snyder, Nathanael	9	569	63.2	6	0			
Whitehead, Haydo	1	71	71.0	0	0			
Total	10	640	64.0	6	0	18.5	41.6	23
Opponents	15	877	58.5	2	0	17.4	40.1	24

The Automated ScoreBook
Indiana Overall Individual Statistics (as of Sep 29, 2019)
Conference games

All Purpose	g	rush	rcv	pr	kr	ir	total	avg/g
Ellis, David	2	0	7	0	213	0	220	110.0
Philyor, Who	2	10	183	11	0	0	204	102.0
Hale, Donava	2	0	132	0	0	0	132	66.0
Scott III, Stevi	2	75	37	0	0	0	112	56.0
Hendershot,	2	0	78	0	0	0	78	39.0
Fryfogle, Ty	2	0	47	0	0	0	47	23.5
Westbrook, N	2	0	34	0	0	0	34	17.0
Walker Jr., R	2	11	4	0	0	0	15	7.5
Ramsey, Peyt	1	14	0	0	0	0	14	14.0
Fitzgerald, Br	2	0	0	0	10	0	10	5.0
Marshall, Mile	2	0	10	0	0	0	10	5.0
James, Samp	2	7	0	0	0	0	7	3.5
Lloyd, Ahrod	2	0	0	0	3	0	3	1.5
Gest, Cole	1	6	-5	0	0	0	1	1.0
TEAM	2	-2	0	0	0	0	-2	-1.0
Tuttle, Jack	1	-5	0	0	0	0	-5	-5.0
Penix Jr., Mic	1	-4	-26	0	0	0	-30	-30.0
Total	2	112	501	11	226	0	850	425.0
Opponents	2	448	514	41	74	96	1173	586.5

The Automated ScoreBook
Indiana Overall Defensive Statistics (as of Sep 29, 2019)
Conference games

##	Defensive Leaders	gp	Tackles				Sacks no-yds	Pass defense			Fumbles		blkd	
			ua	a	tot	tfl/yds		int-yds	brup	qbh	rcv-yds	ff	kick	saf
47	McFadden, Micah	2	6	3	9	2.0-7
9E	Elliott, Demarcus	2	8	1	9	1.0-7	1.0-7	.	.	1
7	Jones, Reakwon	2	7	1	8
2B	Williams, Jaylin	2	6	1	7	.	.	.	1
31	Fitzgerald, Bryant	2	7	.	7	.	.	.	2	1
17	Layne, Raheem	2	7	.	7	.	.	.	1
8A	Miller, James	2	4	2	6	0.5-1
5	Burgess, Juwan	2	3	3	6	1.0-3	1	.	.
99	Stallings IV, Allen	2	3	2	5	1.0-5	1.0-5
44	Allen, Thomas	2	3	2	5
9A	Ball, Marcelino	2	4	1	5	2
87	Ziemba, Michael	2	2	2	4	1.5-4	.	.	.	2
6A	Head Jr., James	2	1	3	4	0.5-0	.	.	.	2
3A	Mullen, Tiawan	2	4	.	4	1.0-1	.	.	4
98	Johnson, Jerome	2	2	2	4
29	Bryant, Khalil	2	2	2	4	1-0	.	.	.
27	Matthews, Devon	2	3	1	4
4	Jones, Cam	2	3	1	4
92	Bryant, Alfred	2	1	2	3
2A	Johnson, Jamar	2	2	1	3
96	Jones, Shamar	2	1	2	3	0.5-1
14	Brown Jr., Andre	2	2	.	2
46	Casey, Aaron	2	1	.	1
Total		2	82	32	114	9-29	2-12	.	8	8	1-0	1	.	.
Opponents		2	94	49	143	19-64	7-37	1-96	11	7	1-0	1	1	1

The Automated ScoreBook

Indiana Combined Team Statistics (as of Sep 29, 2019)

Conference games

Date	Opponent	Score	Att.	Record:	Overall	Home	Away	Neutral
* Sep 14, 201	#6 OHIO STATE	L 10-51	47945	All games	0-2	0-1	0-1	0-0
* Sep 28, 201	at #25 Michigan State	L 31-40	71048	Conference	0-2	0-1	0-1	0-0
				Non-Conference	0-0	0-0	0-0	0-0

Rushing	g	att	gain	loss	net	avg	td	lg	avg/g
Scott III, Stevie	2	24	83	8	75	3.1	0	19	37.5
Ramsey, Peyton	1	14	40	26	14	1.0	0	20	14.0
Walker Jr., Ronnie	2	5	12	1	11	2.2	0	6	5.5
Philyor, Whop	2	3	11	1	10	3.3	0	6	5.0
James, Sampson	2	6	14	7	7	1.2	0	9	3.5
Gest, Cole	1	2	6	0	6	3.0	0	5	6.0
Total	2	59	171	59	112	1.9	1	20	56.0
Opponents	2	76	484	36	448	5.9	4	56	224.0

Passing	g	effic	comp	att	int	pct	yds	td	lg	avg/g
Penix Jr., Michael	1	159.34	33-42-0	78.6	286	3	28	286.0		
Ramsey, Peyton	1	92.75	19-33-1	57.6	162	0	28	162.0		
Tuttle, Jack	1	66.80	1-2-0	50.0	4	0	4	4.0		
Hale, Donovan	2	841.60	1-1-0	100.	49	1	49	24.5		
Total	2	137.54	54-78-1	69.2	501	4	49	250.5		
Opponents	2	150.73	35-65-0	53.8	514	6	44	257.0		

Receiving	g	no.	yds	avg	td	lg	avg/g
Philyor, Whop	2	17	183	10.8	2	28	91.5
Hale, Donovan	2	9	132	14.7	1	28	66.0
Hendershot, Peyton	2	6	78	13.0	1	49	39.0
Fryfogle, Ty	2	5	47	9.4	0	18	23.5
Scott III, Stevie	2	5	37	7.4	0	13	18.5
Westbrook, Nick	2	5	34	6.8	0	19	17.0
Gest, Cole	1	3	-5	-1.7	0	1	-5.0
Walker Jr., Ronnie	2	2	4	2.0	0	3	2.0
Marshall, Miles	2	1	10	10.0	0	10	5.0
Ellis, David	2	1	7	7.0	0	7	3.5
Total	2	54	501	9.3	4	49	250.5
Opponents	2	35	514	14.7	6	44	257.0

Field Goals	fg	pct.	01-19	20-29	30-39	40-49	50-99	lg	blk
Justus, Logan	2-2	100.	0-0	2-2	0-0	0-0	0-0	29	0

Scoring	td	fg	kick	rush	rcv	pass	dpx	saf	pts
Philyor, Whop	2	-	-	-	-	-	-	-	12
Justus, Logan	-	2-2	5-5	-	-	-	-	-	11
Hendershot, Peyton	1	-	-	-	-	-	-	-	6
Hale, Donovan	1	-	-	-	-	-	-	-	6
Penix Jr., Michael	1	-	-	-	-	-	-	-	6
Total	5	2-2	5-5	-	-	-	-	-	41
Opponents	12	2-4	11-11	-	-	-	-	1	91

Score by Quarters	1st	2nd	3rd	4th	OT	Total
Indiana	10	14	3	14	0	41
Opponents	14	37	21	19	0	91

Team Statistics	IND	OPP
FIRST DOWNS	41	53
Rushing	9	24
Passing	25	23
Penalty	7	6
RUSHING YARDAGE	112	448
Rushing Attempts	59	76
Average Per Rush	1.9	5.9
Average Per Game	56.0	224.0
TDs Rushing	1	4
PASSING YARDAGE	501	514
Comp-Att-Int	54-78-1	35-65-0
Average Per Pass	6.4	7.9
Average Per Catch	9.3	14.7
Average Per Game	250.5	257.0
TDs Passing	4	6
TOTAL OFFENSE	613	962
Average Per Play	4.5	6.8
Average Per Game	306.5	481.0
KICK RETURNS: #Yards	13-226	4-74
PUNT RETURNS: #Yards	3-11	3-41
INT RETURNS: #Yards	0-0	1-96
FUMBLES-LOST	3-1	2-1
PENALTIES-Yards	14-139	11-106
PUNTS-AVG	13-38.4	7-49.9
TIME OF POSSESSION/G	33:15	26:45
3RD-DOWN Conversions	9/30	10/23
4TH-DOWN Conversions	1/3	1/2

Interceptions	no.	yds	avg	td	lg
---------------	-----	-----	-----	----	----

Punting	no.	yds	avg	lg	tb	fc	i20	50+	blk
Whitehead, Haydon	12	499	41.6	65	1	5	1	3	0
TEAM	1	0	0.0	0	0	0	0	0	1

Punt Returns	no.	yds	avg	td	lg
Philyor, Whop	3	11	3.7	0	10
Total	3	11	3.7	0	10
Opponents	3	41	13.7	0	22

Kick Returns	no.	yds	avg	td	lg
Ellis, David	11	213	19.4	0	25
Fitzgerald, Bryant	1	10	10.0	0	10
Lloyd, Ahrod	1	3	3.0	0	3
Total	13	226	17.4	0	25
Opponents	4	74	18.5	0	22

All Purpose	g	rush	rcv	pr	kr	ir	total	avg/g
Ellis, David	2	0	7	0	213	0	220	110.0
Philyor, Whop	2	10	183	11	0	0	204	102.0
Hale, Donava	2	0	132	0	0	0	132	66.0
Total	2	112	501	11	226	0	850	425.0
Opponents	2	448	514	41	74	96	1173	586.5

Total Offense	g	plays	rush	pass	total	avg/g
Penix Jr., Michael	1	44	-4	286	282	282.0
Ramsey, Peyton	1	47	14	162	176	176.0
Scott III, Stevie	2	24	75	0	75	37.5
Hale, Donovan	2	1	0	49	49	24.5
Total	2	137	112	501	613	306.5
Opponents	2	141	448	514	962	481.0

Defensive Leaders	gp	ua	a	tot	tfl/yds	Sacks	Pass defense	Fumbles	blkd
9E Elliott, Demarcus	2	8	1	9	1.0-7	1.0-7	.	.	.
47 McFadden, Micah	2	6	3	9	2.0-7
7 Jones, Reakwon	2	7	1	8
2B Williams, Jaylin	2	6	1	7	.	.	1	.	.
Total	2	82	32	114	9-29	2-12	8	1-0	1
Opponents	2	94	49	143	19-64	7-37	11	1-0	1

The Automated ScoreBook
Indiana Team Game-by-Game (as of Sep 29, 2019)
Conference games

TEAM STATISTICS

		Rushing				Receiving				Passing				Kick Returns				Punt Returns				tot		
Date	Opponent	no.	yds	td	lg	no.	yds	td	lg	cmp	att	int	yds	td	lg	no.	yds	td	lg	no.	yds	td	lg	off
Sep 14	OHIO STATE	31	42	0	20	21	215	1	49	21	36	1	215	1	49	7	113	0	25	1	-1	0	0	257
Sep 28	at Michigan State	28	70	1	19	33	286	3	28	33	42	0	286	3	28	6	113	0	25	2	12	0	10	356
Indiana		59	112	1	20	54	501	4	49	54	78	1	501	4	49	13	226	0	25	3	11	0	10	613
Opponents		76	448	4	56	35	514	6	44	35	65	0	514	6	44	4	74	0	22	3	41	0	22	962

Games: 2 • Avg/rush: 1.9 • Avg/catch: 9.3 • Pass effic: 137.54 • KR avg: 17.4 • PR avg: 3.7 • All purpose avg/game: 425.0 • Total offense:

Date	Opponent	Tackles				Sacks		Fumble		Pass Defense				blkd	PAT Attempts			off		
		ua	a	total	tfl-yds	no-yds	ff	fr-yds		int-yds	qbh	brup	kick		kick	rush	rcv	saf	t/o	pts
Sep 1	OHIO STATE	46	10	56	6.0-21	2.0-12	1	1-0		0-0	2	1	0	0	1-1	0	0	0	0	10
Sep 2	at Michigan State	36	22	58	3.0-8	0.0-0	0	0-0		0-0	6	7	0	0	4-4	0	0	0	0	31
Indiana		82	32	114	9.0-29	2.0-12	1	1-0		0-0	8	8	0	0	5-5	0	0	0	0	41
Opponents		94	49	143	19.0-64	7.0-37	1	1-0		1-96	7	11	1	1	11-11	0	0	1	13	91

		Punting									Field Goals			Kickoffs				
Date	Opponent	no.	yds	avg	long	blkd	tb	fc	50+	i20	md-att	long	blkd	no.	yds	avg	tb	ob
Sep 1	OHIO STATE	8	270	33.8	52	1	0	2	2	1	1-1	29	0	4	266	66.5	2	0
Sep 2	at Michigan State	5	229	45.8	65	0	1	3	1	0	1-1	26	0	6	374	62.3	4	0
Indiana		13	499	38.4	65	1	1	5	3	1	2-2	29	0	10	640	64.0	6	0
Opponents		7	349	49.9	60	0	3	1	4	4	2-4	44	0	15	877	58.5	2	0

The Automated ScoreBook
Indiana Opponent Game-by-Game (as of Sep 29, 2019)
Conference games

OPPONENT STATISTICS

Date	Opponent	Rushing				Receiving				Passing				Kick Returns				Punt Returns				tot off
		no.	yds	td	lg	no.	yds	td	lg	cmp-att-int	yds	td	lg	no.	yds	td	lg	no.	yds	td	lg	
Sep 14	OHIO STATE	42	306	3	56	17	214	3	37	17-29-0	214	3	37	2	32	0	16	2	19	0	1	520
Sep 28	at Michigan State	34	142	1	30	18	300	3	44	18-36-0	300	3	44	2	42	0	22	1	22	0	22	442
Opponents		76	448	4	56	35	514	6	44	35-65-0	514	6	44	4	74	0	22	3	41	0	22	962
Indiana		59	112	1	20	54	501	4	49	54-78-1	501	4	49	13	226	0	25	3	11	0	10	613

Games: 2 • Avg/rush: 5.9 • Avg/catch: 14.7 • Pass effic: 150.73 • KR avg: 18.5 • PR avg: 13.7 • All purpose avg/game: 586.5 • Total offe

Date	Opponent	Tackles				Sacks	Fumble		Pass Defense			blkd	PAT Attempts			off		
		ua	a	total	tfl-yds	no-yds	ff	fr-yds	int-yds	qbh	brup	kick	kick	rush	rcv	saf	t/o	pts
Sep 1	OHIO STATE	51	11	62	12.0-43	6.0-31	1	0-0	1-96	1	8	1	7-7	0	0	1	7	51
Sep 2	at Michigan State	43	38	81	7.0-21	1.0-6	0	1-0	0-0	6	3	0	4-4	0	0	0	6	40
Opponents		94	49	143	19.0-64	7.0-37	1	1-0	1-96	7	11	1	11-11	0	0	1	13	91
Indiana		82	32	114	9.0-29	2.0-12	1	1-0	0-0	8	8	0	5-5	0	0	0	0	41

		Punting									Field Goals			Kickoffs				
Date	Opponent	no.	yds	avg	long	blkd	tb	fc	50+	i20	md-att	long	blkd	no.	yds	avg	tb	ob
Sep 1	OHIO STATE	3	132	44.0	54	0	1	1	1	2	0-1	0	0	8	474	59.2	1	0
Sep 2	at Michigan State	4	217	54.2	60	0	2	0	3	2	2-3	44	0	7	403	57.6	1	0
Opponents		7	349	49.9	60	0	3	1	4	4	2-4	44	0	15	877	58.5	2	0
Indiana		13	499	38.4	65	1	1	5	3	1	2-2	29	0	10	640	64.0	6	0