



# INDIANA

### 2018 INDIANA SCHEDULE

Date	Opponent	Time/TV
S.1	at FIU	7 pm/CBSSN
S.8	Virginia	7:30 pm/BTN
S.15	Ball State	Noon/BTN
<b>S.22</b>	<b>11/12 Michigan State</b>	<b>TBA</b>
<b>S.29</b>	<b>at Rutgers</b>	<b>TBA</b>
<b>O.6</b>	<b>at 5/3 Ohio State</b>	<b>3:30/4 pm</b>
O.13	RV/RV Iowa	Noon/TBA
<b>O.20</b>	<b>10/9 Penn State</b>	<b>TBA</b>
O.26	at Minnesota	8 pm/FS1
<b>N.10</b>	<b>Maryland</b>	<b>TBA</b>
<b>N.17</b>	<b>at 14/14 Michigan</b>	<b>TBA</b>
N.24	Purdue	TBA
D.1	Big Ten Championship [1]	8 p.m./FOX

[1] - at Lucas Oil Stadium - Indianapolis  
**-BIG East Division games in bold**  
 -Rankings are AP/Coaches Poll  
 -All game times Eastern

### 2018 FIU SCHEDULE

Date	Opponent	Time/TV
S.1	Indiana	7/CBSSN
<b>S.8</b>	<b>at Old Dominion</b>	<b>7:30/Bein</b>
S.15	UMass	7:30/Bein
S.22	at 8/8 Miami (Fla.)	TBA
S.29	Arkansas Pine Bluff	7:30/ESPN3
<b>O.13</b>	<b>Middle Tennessee</b>	<b>7:30/Bein</b>
<b>O.20</b>	<b>Rice</b>	<b>7:30/ESPN3</b>
<b>O.27</b>	<b>at Western Kentucky</b>	<b>7:30/Bein</b>
<b>N.3</b>	<b>RV/RV Florida Atlantic</b>	<b>7:30/Stadium</b>
<b>N.10</b>	<b>at UTSA</b>	<b>7/ESPN3</b>
<b>N.17</b>	<b>at Charlotte</b>	<b>2/ESPN3</b>
<b>N.24</b>	<b>Marshall</b>	<b>Noon/Stadium FB</b>

**-C-USA games in bold**  
 -Rankings are AP/Coaches Poll  
 -All game times Eastern

### 2017 TALE OF THE TAPE

	IU	FIU
Points Scored	26.8	27.5
Rushing Yds.	130.1	163.2
Passing Yds.	265.7	239.7
Total Yds.	395.8	402.9
Total Plays	79.3	68.1
First Downs	21.0	20.7
Time of Possession	28:23	30:40
3rd Down Conversion	37.9%	43.9%
4th Down Conversion	47.4%	42.9%
Red Zone Scores	76-88	42-43
Red Zone TDs	54-88	33-43
Sacks By	36-213	37.5-184
TFLs By	87-348	89-330
Interceptions	5-34	9-58
Fumbles Recovered	8-30	10-38
Kick Return Yds.	18.9	19.0
Punt Return Yds.	12.7	4.1
Points Allowed	25.3	26.5
Rushing Yds. Allowed	160.4	167.2
Passing Yds. Allowed	179.7	237.1
Total Yds. Allowed	340.1	404.3

### INDIANA (0-0) AT FLORIDA INTERNATIONAL (0-0)

**Kickoff:** 7 p.m. EDT

**Date:** Saturday, Sept. 1, 2018

**Location:** Riccardo Silva Stadium (20,000; FieldTurf) - Miami, Fla.

**TV:** CBSSN: Brad Johansen (p-b-p) & Danny Kannell (analyst)

**Radio:** IU Radio Network; Sirius 135, XM 195, Internet 957: Don Fischer, Buck Suhr & Joe Smith



#### 2017 STAT LEADERS

##### Passing

Peyton Ramsey (R): 134-205, 1252 Yds, 15 TD, 8 INT

##### Rushing

Morgan Ellison (R): 143-704, 6 TD, 4.9 Avg

##### Receiving

Luke Timian (R): 68-589, 2 TD, 8.7 Avg

##### Defense

S J. Crawford (R): 62 T, 3 TFL, 1 INT, 1 FR, 8 PBU  
 LB Tegray Scales: 89 T, 6 Sacks, 12.5 TFL, 2 INT, 2 FR  
 LB Chris Covington: 85 T, 3 Sacks, 12 TFL, 1 FR



#### 2017 STAT LEADERS

##### Passing

Alex McGough: 232-355, 2798 Yds, 17 TD, 8 INT

##### Rushing

Alex Gardner: 181-791, 6 TD, 4.4 Avg

##### Receiving

Thomas Owens: 59-887, 6 TD, 15.0 Avg

##### Defense

LB Anthony Wint: 92 T, .5 Sack, 8 TFL, 3 FR, 2 PBU  
 LB Treyvon Williams: 92 T, 3 Sacks, 9 TFL, 1 FF  
 DL Fermin Silva (R): 50 T, 7 Sacks, 14 TFL, 1 FF

#### SETTING THE SCENE

- Indiana kicks off its 134th season of football at Florida International on Saturday, Sept. 1. Kickoff is set for 7 p.m. EDT at Riccardo Silva Stadium (20,000; FieldTurf) on CBSSN.
- The teams also opened the 2016 campaign in Miami on Sept. 1, as the Hoosiers scored a 34-13 triumph.
- IU leads the all-time series, 3-0, after it earned a 36-22 victory on Sept. 12, 2015, in Bloomington.
- The teams were scheduled to meet at Memorial Stadium last year, but the game was canceled due to Hurricane Irma. That game has been rescheduled for Aug. 31, 2024, in Bloomington.
- The Hoosiers return 16 starters from 2017, including 11 on offense, four on defense and one on special teams.
- FIU returns 14 starters from 2017, including six on offense, four on defense and four on special teams.
- The Panthers went 8-5 (5-3; 2nd C-USA East) with a trip to the Bad Boy Mowers Gasparilla Bowl in 2017.

#### THE COACHES

- **Tom Allen** was named Indiana's head coach on Dec. 1, 2016, and made his debut at the 2016 Foster Farms Bowl. The New Castle, Ind., native joined IU as associate head coach/defense on Jan. 15, 2016. Since his arrival, the Hoosiers are the most improved team nationally in total defense and passing defense, the sixth-most improved in third down defense and the ninth-most improved in points per game allowed. (full bio on page 17)
- Butch Davis went 8-5 (.615) in his first season as Florida International head coach. He owns a 71-48 (.597) overall mark with additional stops at Miami (1995-2000) and North Carolina (2007-10). Davis went 24-35 (.407) from 2001-04 with the Cleveland Browns.

#### NEWS & NOTES

- Indiana will wear a helmet decal to honor Bill Mallory, the program's all-time winningest coach, who passed away in Bloomington on May 25, 2018.
- IU has won 12 of its last 14 season openers.
- The Hoosiers have won 11 of its last 12 non-conference games, including a perfect 3-0 mark in 2017, and four straight on the road - Virginia (2017), Florida International (2016), Wake Forest (2015) and Missouri (2014).
- Indiana has met 10 top 10 and six top five teams in its last 34 games. IU has faced five additional top 20 teams in that span.
- The Hoosiers finished first nationally in three-and-outs (6.5), ninth in third down defense (29.9 percent - best program mark since 1992; 3rd in the Big Ten), 17th in passing defense (179.7 ypg - best program mark since 1995; 4th in the Big Ten) and 26th in total defense (340.1 ypg - best program mark since 1995) last year.
- Indiana ended 2017 third in the Big Ten (35th nationally) in passing offense (265.7), and sixth in scoring offense (26.8) and total offense (395.8).

**MEDIA RELATIONS CONTACTS**

Senior assistant athletic director for media relations and football contact Jeff Keag (812-855-6209 office, 812-219-2925 cell, jkeag@indiana.edu) and assistant director of media relations Greg Kincaid (812-855-4770 office, 786-972-1299 cell, grkincai@indiana.edu) handle all media requests for the Indiana football program.

**WEEKLY PRESS CONFERENCE**

Indiana head coach **Tom Allen** will hold his weekly press conference every Monday during the regular season at noon ET in the Henke Hall of Champions.

Selected players will also be available at 11:30 a.m. and associate head coach Mike DeBord will be available following Allen. Lunch will be provided. Live streaming will be made available on IUHoosiers.com.

**PRACTICE SCHEDULE**

Practices are closed to the media. Requested coaches and players will be available in the Team Room in the North End Zone complex for post-practice interviews on Tuesdays. Allen, DeBord and players made available at Monday's press conference will not be available on Tuesdays.

**INTERVIEW REQUESTS**

All player and coaching staff interview requests should be directed to Jeff Keag. Requests for post-practice interviews should be made at least 24 hours in advance. Personal phone numbers will not be made available to media. Players have been instructed not to conduct interviews when contacted without prior approval from the media relations staff. Please contact Keag if you would like to contact players family members.

**POST-GAME INTERVIEW POLICY**

The Indiana locker room is closed at all times. A media relations staffer will collect all player requests in the press box midway through the fourth quarter. Requested players will be available in the Weight Room of the North End Zone complex immediately following head coach **Tom Allen's** post-game press conference.

Allen will be available in the Team Room of the North End Zone facility following his post-game radio duties. Post-game interviews on the road will be held in accordance with the host school's procedures.

**CREDENTIALS**

Working credentials for the 2018 Indiana football season must be requested via the web. To request credentials visit IUHoosiers.com and click on the media services link under "Athletics." A link to apply for football credentials will be at the top of the page.

Credentials will be mailed to the address provided. To guarantee that your credential is mailed to you, your request should be made 10 days prior to the game. All requests made during the week of the game will be held at Media Will Call, which is located at ticket booth No. 3 located on the West side of Memorial Stadium and opens three hours prior to kickoff.

**IUHOOSIERS.COM**

IUHoosiers.com is the official web site of the Indiana football program. This is the best and most efficient way for media wishing to receive updated information on IU football.

**SOCIAL MEDIA**

The Indiana Football program is on Twitter and Instagram (@IndianaFootball), Facebook (facebook.com/IndianaFootball) and Snapchat (HoosierFBSnap). Head coach Tom Allen is on Twitter (@CoachAllenIU) and Facebook (facebook.com/CoachAllenIU).

MONDAY	TUESDAY	WEDNESDAY	THURSDAY	SATURDAY
11 a.m. EDT - Weekly Press Conference in the Team Room	Requested players and assistant coaches available for post-practice interviews at approx. 11 a.m. in the Team Room	7:05 p.m. EDT - Inside IU Football with Tom Allen Radio Show	No Availability	7 p.m. EDT - Kickoff at FIU (CBSSN)
11 a.m. - Coach Allen 11:30 p.m. - Coach DeBord Noon - Players 12:30 p.m. - Lunch	1:44 p.m. EDT - Coach Allen Big Ten Teleconference	Player Guests - S Jonathan Crawford & OL Wes Martin	<b>FRIDAY</b> No Availability	Post-game - Coach Allen and requested players available in the designated media area

**BIG TEN STANDINGS**

EAST	Big Ten	Pct.	Overall	Pct.
<b>Indiana</b>	<b>0-0</b>	<b>.000</b>	<b>0-0</b>	<b>.000</b>
Maryland	0-0	.000	0-0	.000
Michigan	0-0	.000	0-0	.000
Michigan State	0-0	.000	0-0	.000
Ohio State	0-0	.000	0-0	.000
Penn State	0-0	.000	0-0	.000
Rutgers	0-0	.000	0-0	.000
WEST	Big Ten	Pct.	Overall	Pct.
Illinois	0-0	.000	0-0	.000
Iowa	0-0	.000	0-0	.000
Minnesota	0-0	.000	0-0	.000
Nebraska	0-0	.000	0-0	.000
Northwestern	0-0	.000	0-0	.000
Purdue	0-0	.000	0-0	.000
Wisconsin	0-0	.000	0-0	.000

**AROUND THE BIG TEN**

**Thursday, Aug. 30 (All Times ET)**

N.M. State at Minnesota, 7 p.m., BTN  
Northwestern at Purdue, 8 p.m., ESPN

**Friday, Aug. 31 (All Times ET)**

Utah State at Michigan State, 7 p.m., BTN  
Western Kentucky at Wisconsin, 9 p.m., ESPN

**Saturday, Sept. 1 (All Times ET)**

**Indiana at FIU, 7 p.m., CBSSN**

Kent State at Illinois, Noon, BTN  
Texas at Maryland, Noon, FS1  
Oregon State at Ohio State, Noon, ABC  
Texas State at Rutgers, Noon, BTN  
Northern Illinois at Iowa, 3:30 p.m., BTN  
Appalachian St. at Penn State, 3:30 p.m., BTN  
Michigan at Notre Dame, 7:30 p.m., NBC  
Akron at Nebraska, 8 p.m., FOX

**BIG TEN TELECONFERENCE**

The Big Ten football coaches weekly teleconference runs each Tuesday through Nov. 20. Please contact the Big Ten Office (847-696-1010) for call-in information. (All times ET):

12:00 p.m.	Chris Ash, Rutgers
12:08 p.m.	Jim Harbaugh, Michigan
12:16 p.m.	Paul Chryst, Wisconsin
12:24 p.m.	Scott Frost, Nebraska
12:32 p.m.	Mark Dantonio, Michigan State
12:40 p.m.	Kirk Ferentz, Iowa
12:48 p.m.	P.J. Fleck, Minnesota
12:56 p.m.	Pat Fitzgerald, Northwestern
1:04 p.m.	Lovie Smith, Illinois
1:12 p.m.	Maryland
1:20 p.m.	Jeff Brohm, Purdue
1:28 p.m.	James Franklin, Penn State
1:36 p.m.	Ohio State
<b>1:44 p.m.</b>	<b>Tom Allen, Indiana</b>

**COLLEGE PRESS BOX.COM**

Collegepressbox.com is the official media website for Big Ten Conference football. Access and download weekly game notes, quotes, statistics, media guides, headshots, logos and more for the conference and each of its member schools. Login information will be distributed to accredited media or you can apply for a password by sending an e-mail to password@collegepressbox.com.

## MEMORIAL STADIUM OPENS THE EXCELLENCE ACADEMY

The Excellence Academy building provides a home for and thereby enhances the Excellence Academy program which, as set forth below in more detail, is one of the most innovative and effective personal development programs in all of intercollegiate athletics. The \$53 million, 66,575 square foot facility encloses the south end zone at Memorial Stadium and creates a bold new “front door” to campus for Memorial Stadium and more generally the Athletics campus. The Excellence Academy construction began in the spring of 2017 and was completed in the summer of 2018.

### Dr. Lawrence D. Rink Center for Sports Medicine and Technology

As part of the Excellence Academy, the Dr. Lawrence D. Rink Center for Sports Medicine and Technology is home to the Irsay Family Wellness Clinic, the Center for Elite Athlete Development, as well as the Rehabilitation and Treatment Center. These facilities provide comprehensive physical and mental healthcare for IU student-athletes with physician offices, psychologist and nutritionist offices, exam rooms, diagnostic equipment, and the like; all-inclusive space and equipment to help prevent, diagnose, rehabilitate and treat injuries to student-athletes; and research and technology to apply science to the development of champion student-athletes.

### Irsay Family Wellness Clinic

The Irsay Family Wellness Clinic aids in the physical and mental well-being of the nearly 650 students that participate in 24 varsity sports at Indiana. It houses exam rooms, x-ray machines, procedure rooms, physician offices, sports psychologist offices, a nutrition office and a consultation room.

### Hancock Hiltunen Caito Center for Leadership and Life Skills

The Hancock Hiltunen Caito Center for Leadership and Life Skills offers multi-purpose space and offices dedicated to leadership development, service learning and career development for students who participate in collegiate athletics at IU.

### Glass Family Leadership Suite

The Glass Family Student-Athlete Leadership Suite is housed in the Center for Leadership and Life Skills and provides a venue for important student leadership programming. This is made possible by the gift from Indiana University Vice President and Director of Athletics Fred Glass, and his wife Barbara. The suite is also a home for members of the Student-Athlete Advisory Committee (SAAC), the recognized collective voice of student-athletes at IU as established by the Indiana University Bill of Rights, another innovation established by Glass.

### Tobias Nutrition Center

The new state-of-the-art nutrition facility and dining space in the new IU Excellence Academy is named the “Tobias Nutrition Center” after Ambassador Randall L. Tobias and his wife Deborah Tobias. Lunch and dinner is served five days a week with a daily breakfast oasis for students. Service is in a food station concept with stations including Italian, grill, homestyle, subs and wraps, large salad, fruit and soup bar. Menu items are prepared fresh on site by dining staff at each of these stations. The breakfast oasis is a morning fueling station for students with a variety of options to start the day. Two large beverage stations are installed including a water bottle filling station as new electronic menu boards will display what is available each day.



## TERRY TALLEN MAKES MAJOR GIFT FOR IU FOOTBALL COMPLEX RENOVATIONS

On April 20, 2018, Indiana University Vice President and Director of Intercollegiate Athletics Fred Glass announced a major gift by IU alumnus and former IU Football captain Terry Tallen to the Indiana University Bicentennial Campaign for Athletics. This \$2 million commitment helps provide funding for the renovation of the football team area in Memorial Stadium. In recognition of his gift, the area will be permanently named the Terry Tallen Indiana Football Complex.

The Terry Tallen Indiana Football Complex will fill 25,000+ square feet underneath the west stands of Memorial Stadium. The complex will include the Trent and Julie Green Locker Room (named in 2003), coaches’ locker room, team lounge, recruiting area, equipment room and Dr. John M. Miller Training Room (named in 1994).

Tallen graduated from the Indiana University Kelley School of Business in 1982, and while earning his degree, was also a three-year IU Football letterman. Terry was elected team co-captain in 1979 and 1980. The 1979 team was nationally ranked and won the Holiday Bowl, IU’s first bowl victory. Terry was named the United Press International’s Defensive Player of the Week following Indiana’s Homecoming victory over Wisconsin in 1980.

In 2001, Terry founded Tallen Capital Partners, LLC, and remains the company’s Chairman and CEO. Tallen Capital Partners, LLC is a privately held, vertically integrated retail and mixed-use real estate investment and development organization with offices in San Diego and San Francisco. Prior to founding Tallen Capital Partners and becoming an entrepreneur, Terry enjoyed a corporate career as a senior executive with some of our country’s largest public as well as private companies. He is considered one of the leading shopping center investors and developers in the Western U.S.

TEAM

• Twenty-four Hoosiers hail from the Sunshine State: LB Thomas Allen, OL Delroy Baker, DB Khalil Bryant, DB Juwan Burgess, DB Jonathan Crawford, WR Donovan Hale, DL James Head Jr. (Miami/Southridge), DB Jamar Johnson, LB Reakwon Jones, DL Jonathan King, DB Raheem Layne, OL Nick Linder (Fort Lauderdale/Miami, Fla.), DB Devon Matthews, LB Micah McFadden, LB James Miller, RB Craig Nelson (Miami/Booker T. Washington), QB Michael Penix Jr., WR Whop Philyor, DB Noah Pierre (Hialeah/Champagnat Catholic), DL Tamar Reece, OL Grayson Stover, WR Nick Westbrook, DL Brandon Wilson and DL Michael Ziemba.

Indiana head coach **Tom Allen** has inked 17 standouts from Florida in his two signing classes.

Allen's ties to the state run deep. He served as the University of South Florida's defensive coordinator in 2015. Allen also was the head coach at Temple Heights High School (1992-94) and defensive coordinator at Armwood High School (1995-96).

• IU has met 10 top 10 and six top five teams in its last 34 games. The Hoosiers have faced five additional top 20 teams in that span.

Indiana defeated No. 17 Michigan State in 2016, and played three of the 10 top 10 and seven of the 15 top 20 teams to a one-possession game.

No. 3 Ohio State, No. 9, Penn State, No. 12 Michigan State, No. 14 Michigan and Iowa (RV) reside on IU's 2018 schedule.

• Indiana added linebackers coach **Kane Wommack** as its 10th assistant coach and named **Kasey Teegardin** as its safeties coach. **William Inge** assumed the role of special teams coordinator.

**Mike Hart** was promoted to assistant head coach and **Mark Hagen** was elevated to co-defensive coordinator (bios on page 18).

Additionally, Allen named **David Ballou** as director of athletic performance and added **Dr. Matt Rhea** as a speed specialist. Rhea is the only speed specialist with a PhD dedicated to a football program in the country (bios on page 6).

• IU welcomed one of its top signing classes in program history. Twenty-two of the 25 signed in the early period. Ten true freshmen saw action in 2017.

The Hoosiers also added three transfers, two of whom graduated from their previous institutions - offensive lineman **Nick Linder** (Miami, Fla.) and defensive lineman **Kayton Samuels** (Syracuse).

Sophomore linebacker **T.D. Roof** chose Indiana after he spent 2017 at Georgia Tech. Roof was deemed eligible this season through a legislative relief waiver.

Four members of the class - defensive lineman **James Head Jr.**, wide receiver **Jacolby Hewitt**, quarterback **Michael Penix Jr.** and running back **Ronnie Walker Jr.** - and Linder and Roof enrolled in classes in January and practiced this spring.

• Fifth-year senior wide receiver/return specialist **J-Shun Harris II** is returning from his third ACL injury (right), which he sustained in game eight at Maryland last year. He returned to action in 2017 after he tore his right ACL during 2015 summer workouts and his left ACL in 2016 preseason camp.

• Fifth-year senior running back **Ricky Brookins** is a member of the Allstate AFCA Good Works Team and the Wuerffel Trophy Watch Lists. Brookins spearheaded a GoFundMe page for football manager Matt Stauder that is approaching \$25,000.

Matt is entering his senior year at IU majoring in sports management and marketing. Last season, Matt unexpectedly lost his father to a heart attack. Shortly after, Matt was diagnosed with Hodgkins Lymphoma cancer and began treatments in May.

• Redshirt junior defensive end **Gavin Everett** was awarded a scholarship during fall camp. The Center Grove, Ind., native joined the program in 2016 after he transferred from Western Illinois and was the first pick in the 2018 Cream & Crimson Spring Game Draft.

• A program record 13 Hoosiers were recognized All-Big Ten in 2017. The school's previous record of 12 was set in both 2015 and 2016. Indiana matched 2016's school mark as six defenders received B1G recognition. Allen assumed defensive coordinator responsibilities in 2016.

Wide receiver **Simmie Cobbs Jr.**, kicker **Griffin Oakes** and linebacker **Tegray Scales** earned first team honors, while cornerback **Rashard Fant** carded second team laurels. Oakes was named the Bakken-Andersen Kicker of the Year for the second time.

• Quarterback **Peyton Ramsey**, running back **Morgan Ellison**, wide receiver **Whop Philyor** and defensive lineman **Jerome Johnson** were recognized on BTN's 2017 All-Big Ten Freshman team.

• Tight end **Ian Thomas** and linebacker **Chris Covington** were selected in the 2018 NFL Draft. Thomas went to Carolina with the first pick of round four. He became the highest drafted tight end in program history.

Dallas secured Covington in the sixth round. He became the first Indiana linebacker drafted since Van Waiters in 1988.

IU has had nine standouts drafted since 2014. Overall, 11 standouts from last season's roster received NFL opportunities via the draft, free agent deals or camp invites.

• Fourteen Hoosiers are in the NFL: WR **Simmie Cobbs Jr.** (Redskins), RB **Tevin Coleman** (Falcons), LB **Chris Covington** (Cowboys), CB **Rashard Fant** (Bears), OL **Dan Feeney** (Chargers), RB **Jordan Howard** (Bears), WR **Cody Latimer** (Giants), DL **Robert McCray III** (Chiefs), OL **Rodger Saffold** (Rams), LB **Tegray Scales** (Rams), OL **Jason Spriggs** (Packers), QB **Nate Sudfeld** (Eagles), TE **Ian Thomas** (Panthers) and WR **Shane Wynn** (Jaguars).

• Head coach **Tom Allen's** radio show, *Inside IU Football with Tom Allen*, will be held Wednesday evenings at 7:05 p.m. EDT on the IU Radio Network. **Don Fischer**, who is in his 46th season as The Voice of the Hoosiers (2nd-longest active FBS radio p-b-p), hosts the show live from the Bloomington Holiday Inn.

REMEMBERING COACH MALLORY



**Bill Mallory**, Indiana's all-time winningest football coach, died on May 25, 2018, surrounded by family in Bloomington. He was 82.

Mallory served 13 years at the helm of the Hoosiers and compiled a record of 69-77-3. After an 0-11 initial season, he ran off a 69-66-3 mark that featured seven winning seasons and six bowl appearances, both program records for an IU head coach, and included victories in the 1988 Liberty Bowl and the 1991 Copper Bowl.

The 2002 Indiana Athletics Hall of Fame inductee coached six first or second team All-Americans, two first round NFL draft picks and two players (Anthony Thompson, 2nd and Vaughn Dunbar, 6th) who finished in the top six in the Heisman Trophy voting. In 1987, Mallory became the first Big Ten coach to be awarded back-to-back Coach of the Year honors.

That same campaign, he led the Hoosiers to an 8-4 record, a second place Big Ten finish and a Peach Bowl appearance. Capped by its Liberty Bowl triumph, IU netted consecutive eight win seasons for the first time with an 8-3-1 ledger and concluded 1988 ranked 20th in the Associated Press (AP) Poll.

Mallory compiled a 168-129-4 (.565) career record at Miami University (1969-73), the University of Colorado (1974-78), Northern Illinois University (1980-83) and Indiana (1984-96). With the Hoosiers, Mallory became the fifth coach ever to guide three different programs to top 20 finishes in the national polls, joining Paul "Bear" Bryant, Dan Devine, Bowden Wyatt and Lou Holtz.

He earned his conference's Coach of the Year recognition on four occasions: 1973 (MAC), 1983 (MAC), 1986 (Big Ten) and 1987 (Big Ten). Mallory was honored as the Kodak District Coach of the Year in 1986 and 1987, and he was head coach of 1993 East Team in the East-West Shrine Bowl.

In Mallory's 27 seasons as a head coach, his teams defeated a dozen top 25 ranked programs, including both No. 9 Ohio State and No. 20 Michigan in 1987. He is the only Hoosiers coach to defeat both schools in the same season. Additionally, Mallory hoisted the Old Oaken Bucket seven times in 13 meetings with Purdue.

**DEFENSE**

- **Tom Allen** joined the Hoosiers as defensive coordinator in 2016 and has continued to run the defense after being named head coach on Dec 1, 2016. His defenses have reached heights not seen in a generation in Bloomington.
- Since Allen's arrival, Indiana is the most improved team nationally in total defense (-169.4 ypg) and passing defense (-134.1 ypg), the sixth-most improved in third down defense (-12.2 percent) and the ninth-most improved in points per game allowed (-12.3 ypg).
- IU finished first nationally in three-and-outs (6.5), ninth in third down defense (29.9 percent – best program mark since 1992; 3rd in the Big Ten), 17th in passing defense (179.7 ypg – best program mark since 1995; 4th in the Big Ten) and 26th in total defense (340.1 ypg – best program mark since 1995) last year.
- A program record six defenders earned All-Big Ten honors in both 2016 and 2017.
- In 2017, the Hoosiers posted a pair of shutouts for the first time since 1993.
- Indiana whitewashed Rutgers, 41-0, en route to its first Big Ten shutout since 1993, and blanked Charleston Southern, 27-0.
- Prior to the Rutgers win, IU limited Illinois to 14 points in a 24-14 triumph. The 14 points were the fewest allowed by the program in a Big Ten road win since 1993.

- The Hoosiers allowed less than 100 yards passing in back-to-back games for the first time since 1989 when they held Charleston Southern to 0 and Michigan to 59.
- Against CSU, Indiana did not surrender a completion (0-for-10) for the seventh time in school history and the first time since 1985.
- Allen engineered one of the top defensive turnarounds nationally in 2016. IU improved in every major statistical category against a schedule featuring four top 10 opponents, a program first.
- The Hoosiers held their opponents to 380.1 total yards, down 129.4 yards from 2015, the largest improvement in the country, limited their foes to 94.1 fewer passing yards, also first nationally, 10.4 fewer points, which ranked fourth nationally, and gave up 25 fewer touchdowns than in 2015.
- A nominee for the 2016 Broyles Award, Allen led the program's first All-American at linebacker since 1987 in **Tegray Scales** (2016) and oversaw the first linebacker drafted since 1988 in **Chris Covington** (Dallas, 6th round in 2018 NFL Draft).
- Allen stresses to his defenders the importance of takeaways and their magic number per game is three.
- The defense reached that number four times in 2016 and twice in 2017.



**HOOSIERS PRESEASON HONORS**

**Marcelino Ball, DB**

- 2nd Team All-Big Ten – Phil Steele

**Ricky Brookins, RB**

- Allstate AFCA Good Works Team Watch List
- Wuerffel Trophy Watch List

**Jonathan Crawford, S**

- Senior Bowl Watch List
- 2nd Team All-Big Ten – Athlon
- 3rd Team All-Big Ten – Lindy's
- 3rd Team All-Big Ten – Phil Steele

**Dan Godsil, LS**

- 1st Team All-American – Phil Steele
- 1st Team All-Big Ten – Phil Steele

**J-Shun Harris II, RS**

- 2nd Team All-American – Phil Steele
- 1st Team All-Big Ten – Phil Steele
- 3rd Team All-Big Ten – Athlon

**Nick Linder, OL**

- Senior Bowl Watch List

**Wes Martin, OL**

- Senior Bowl Watch List
- 3rd Team All-Big Ten – Phil Steele
- B1G Distinguished Scholar

**Jacob Robinson, DL**

- 3rd Team All-Big Ten – Phil Steele

**Luke Timian, WR**

- Earl Campbell Tyler Rose Award Watch List
- B1G Best Hands – Lindy's

**Nick Westbrook, WR**

- Biletnikoff Award Watch List
- 2nd Team All-Big Ten – Phil Steele

**Haydon Whitehead, P**

- Ray Guy Award Watch List

**INDIANA'S DEFENSIVE IMPROVEMENT UNDER TOM ALLEN SINCE HIS ARRIVAL IN 2016**

Category	2017 Season	2016 Season	2015 Season	15-16 Difference (Nat'l Rank)	15-17 Difference (Nat'l Rank)	2017 Rank	2016 Rank	2015 Rank	15-16 Rank Improvement	15-17 Rank Improvement	Best for IU Since
Total Defense	340.1	380.1	509.5	-129.4 (1st)	-169.4 (1st)	27th	45th	121st	+76	+94	1995 (336.8)
Passing Defense	179.7	219.7	313.8	-94.1 (1st)	-134.1 (1st)	17th	53rd	127th	+74	+110	1995 (139.7)
PPG Allowed	25.3	27.2	37.6	-10.4 (5th)	-12.3 (9th)	T-52nd	T-57th	117th	+60	+65	1993 (16.4)
Third Downs	.299	.329	.421	-.092 (7th)	-.122 (6th)	8th	15th	91st	+76	+68	1992 (.289)
Completion %	.545	.525	.595	-.070 (11th)	-.050 (19th)	23rd	T-11th	T-79th	+56	+57	1996 (51.8)*
Passing Efficiency	123.9	117.3	136.5	-19.2 (11th)	-12.6 (25th)	50th	T-23rd	90th	+40	+44	1996 (115.6)*
Rushing Defense	160.4	160.4	195.7	-35.3 (23rd)	-35.3 (T-35th)	61st	53rd	96th	+35	+35	2009 (159.1)
TDs Allowed	39	42	65	-23	-26	T-47th	T-50th	T-120th	+70	+73	1996 (32)
20-Plus Yard Plays	46	62	87	-25	-41	T-18th	T-69th	T-126th	+57	+108	2004 (42)
30-Plus Yard Plays	22	28	36	-8	-14	T-34th	T-65th	T-107th	+42	+73	2012 (22)
40-Plus Yard Plays	9	13	20	-7	-11	T-20th	T-49th	T-105th	+56	+85	2009 (9)
50-Plus Yard Plays	5	6	16	-10	-5	T-27th	T-38th	T-125th	+87	+98	2009 (4)
Drives w/ A Score	.271	.317	.400	-.083	-.129	-	-	-	-	-	-
3 and Outs (per game)	6.5	5.2	4.2	+1.0	+2.3	1st	-	-	-	-	-

\* - Based on the the 2016 numbers

**DEFENSIVE LINE**

- Co-defensive coordinator **Mark Hagen** presides over a unit that returns 10 letterwinners, including Syracuse graduate transfer **Kayton Samuels**, and adds five true and a pair of redshirt freshmen.
- In 2017, Indiana shared 11th nationally (T-4th in the Big Ten) with 3.0 sacks per game and sat 20th (3rd) with 7.3 tackles for loss.
- The previous year the Hoosiers were 31st in the country (5th in the Big Ten) with 2.5 sacks each outing and 20th (3rd) with 7.5 TFLs.
- IU is one of three Big Ten teams (Michigan and Penn State) to rank in the league's top five in sacks and tackles for loss per game in both 2016 and 2017.
- Three linemen have been recognized by the conference over the last two seasons, including **Robert McCray III** (2017), a free agent signing of the Kansas City Chiefs.
- **Jerome Johnson** (2017) claimed a spot on the BTN.com All-Freshman team.
- Five Hagen charges recorded five-plus tackles for loss in 2016 and 2017, while 10 registered a sack last year after nine carded one sack the previous season.
- Senior **Jacob Robinson** started all 12 games at tackle in 2017 after he made seven starts at end and tackle in 2016. He has played in 36 total games.
- Last season, Robinson shared first among Indiana defensive linemen in tackles (26), was second in TFLs (7.0, 4th on the team) and third in sacks (4.0, 4th on the team).
- Junior **Allen Stallings IV** collected 25 tackles, 15 solo, three sacks (16 yards), 5.5 tackles for loss (26 yards), one forced fumble, one safety and two quarterback hurries one year ago.

- He finished third among Hoosier D-linemen in stops, fourth in sacks and tied for fourth in TFLs
- Johnson played in all 12 games at tackle and netted 18 tackles, 10 solo, with one sack and 3.5 stops for loss as a redshirt freshman.
- Samuels, a tackle, graduated in May 2018 with a degree in psychology and is pursuing his master's degree in informatics.
- With the Orange, he played in 34 games (24 starts) and recorded 44 tackles, 4.5 for loss, with one sack and one fumble recovery.
- Samuels owns 15 multi-tackle games.
- The team's top pass-rusher from 2016, fifth-year senior **Nile Sykes**, returns after he sustained a season-ending injury prior to 2017 fall camp.
- Sykes tallied 18 solos, five sacks (37 yards), seven tackles for loss (47 yards), one fumble recovery and two pass breakups in 2016.
- Stallings (Maywood, Ill./Oak Park and River Forest) and Sykes (Oak Park, Ill./Montini Catholic) are cousins.
- Hagen is in his second stint at IU (2011-12) and was promoted to co-defensive coordinator in the offseason. He returned to Bloomington after a three-year stint with Texas A&M.
- A Carmel, Ind., native, Hagen was a four-year letterwinner (1987, 89-91), two-time second team All-Big Ten selection, three-time Academic All-Big Ten winner, 1992 Big Ten Medal of Honor recipient and a captain at linebacker for the Hoosiers.
- He owns 26 years of coaching experience, including 22 in the Big Ten and the SEC, has coached in 12 bowl games and mentored 21 NFL standouts.

**LINEBACKERS**

- **Kane Wommack** is in his first season as linebackers coach. He served as the University of South Alabama's defensive coordinator and linebackers coach in 2016 and 2017.
- Wommack worked with **Tom Allen** as an Ole Miss graduate assistant in 2012-13 when Allen was linebackers coach under defensive coordinator Dave Wommack, Kane's father.
- During Wommack's two seasons in Mobile, South Alabama was the 13th-most improved scoring defense (-10.8) and rushing defense (-69.2) in the nation.
- In 2016, he engineered one of the top turnarounds in the country. The unit was the fifth-most improved nationally in scoring defense (-10.3), one spot behind the Hoosiers, and ranked in the top 10 nationally in passing defense.
- Wommack is looking to replace a pair of stalwarts who moved on to the NFL.
- **Chris Covington** was selected with the 19th pick of the sixth round (193rd overall) by the Dallas Cowboys, while the Los Angeles Rams inked **Tegray Scales** to a free agent deal.
- Covington became the first IU linebacker drafted since Van Waiters in 1988 (Cleveland, round 3).
- The Chicago native finished 2017 with 85 tackles (3rd on the team, T-17th in the Big Ten), 50 solo (3rd,

- 16th), 12 for loss (2nd, T-13th), three sacks (22 yards), one fumble recovery, five pass breakups (T-3rd) and five quarterback hurries (2nd).
- Scales became the first Indiana linebacker to earn All-America honors (2016) since 1987 and the first to collect first team All-Big Ten (2017) since 1988.
- The Cincinnati native finished third on the Hoosiers career charts with 46 tackles for loss (152 yards), sixth with 18 sacks (104 yards) and 10th with 325 stops.
- Fifth-year senior **Dameon Willis Jr.** is the team's leading returning tackler.
- He has appeared in 35 games and started three times, against ranked opponents (No. 19 Utah - 2016, No. 17 Michigan and No. 18 Michigan State - 2018).
- Willis has 61 career tackles (23 in 2017, 22 in 2016, 16 in 2015) with one forced fumble, one fumble recovery and 1.5 TFLs.
- Redshirt junior **Reakwon Jones** has seen action in 21 games and Georgia Tech transfer **T.D. Roof**, who gained immediate eligibility after he was granted a legislative relief waiver this summer, played in all 11 games as a true freshman.
- Roof totaled 17 stops with a pair of sacks and one quarterback hurry in 2017.

**STRENGTH & SPEED**

In the offseason, **Tom Allen** made it known that the Hoosiers needed to get stronger and faster. Allen honed in on and hired director of athletic performance **David Ballou** and athletic performance coach/speed specialist **Dr. Matt Rhea**. The duo worked together at IMG Academy in Brandenton, Fla., in 2016, and joined the IU program following the 2017 season.



**DAVID BALLOU**

• A former Hoosier fullback, Ballou spent 2017 as the University of Notre Dame's co-director of football strength and conditioning after two seasons at IMG Academy. He spent the previous 14 years as the head strength and conditioning coach at Avon (Ind.) High School. Ballou lettered with the Hoosiers in 1997, 1998 and 1999, and was recognized as the Hoosier Strength Challenge Champion.

**STRENGTH IMPROVEMENT**

- Team has increased its average power output in single leg movements by 52 percent since January.
- The number of 500-pound squatters has increased from five to 29.
- Five times as many players are squatting 500-or-more pounds now than in February.
- The number of players bench pressing 400-or-more pounds has quadrupled.
- Recognized as the strongest Hoosier, **Wes Martin** benches 525 pounds and owns a max of 425 pounds in the hang clean.



**DR. MATT RHEA**

• Head of sport science at IMG Academy in 2016 and 2017, where he contributed to the optimal development of athletes through innovative athlete assessments and advanced strength and conditioning. Rhea is the only speed specialist with a PhD dedicated to a football program in the country

**SPEED IMPROVEMENT**

- In 2017, three players ran 21 MPH or faster and 10 ran over 20 MPH.
- During 2018 spring football, 12 players ran 21 MPH or faster and 24 ran over 20 MPH.
- During 2018 fall camp, 34 players ran over 21 MPH and 47 ran over 20 MPH.
- Husky **Marcelino Ball**, CB **Isaac James**, WR **Whop Philyor** and CB **Jaylin Williams** each have reached the 23 MPH mark.
- On average, the program has seen a 2.5 MPH improvement in top speed since January, which correlates to approximately a .25 second improvement in 40-yard sprint time.

**SAFETIES/HUSKY**

- **Jonathan Crawford** is the unquestioned leader in the defensive backfield. The senior safety has started all 38 games since his arrival.
- A 2018 Athlon preseason second team All-Big Ten selection, Crawford is the current Hoosiers leader with 209 tackles, 135 solos, 16 pass breakups, eight interceptions, five fumble recoveries, two forced fumbles (tied), 13 takeaways and two blocked kicks.
- Crawford's eight picks share eighth nationally among active players.
- The two-time honorable mention all-leaguer (2016-17) posted 62 stops (4th on the team), 42 solo (5th), three for loss, eight PBUs (2nd), one INT (T-2nd), one fumble recovery (T-2nd) and one blocked field goal a season ago.
- As a sophomore, Crawford topped IU with seven takeaways (4 FRs and 3 INTs) and led the league and shared second nationally in fumble recoveries.
- He collected 2015 freshman All-American honors after he ranked first among all Big Ten freshmen and tied for fourth among all freshmen nationally with four interceptions.
- The Largo, Fla., native led league true freshmen with 76 overall tackles (2nd among all freshmen) and 48 solos (1st among all freshmen).
- Crawford and Indiana redshirt junior wide receiver **Donavan Hale** are cousins.
- A 2016 freshman All-American and honorable mention All-Big Ten selection, **Marcelino Ball** returns to the husky position after he sustained a season-ending injury in week three last season.
- The 19-year old redshirt sophomore opened his 2017 campaign with a career-high tying 10 tackles, his second career double-digit game, with seven solos and a half-TFL against No. 2 Ohio State.
- Ball started 12 games and played in all 13 at the husky position during his true freshman campaign.
- He led all Big Ten freshmen in tackles and finished sixth overall, first among B1G true freshmen and third among true freshmen nationally with 60 solo stops.

- The Roswell, Ga., native finished third on the team in tackles, solos, interceptions (2, tied) and pass breakups (8). Ball added 4.5 tackles for loss and one fumble recovery.
- Football is in the Ball family as Marcelino is the younger brother of Marcus, a former NFL defensive back who played at the University of Memphis (2009-10), Reggie, Jr., a quarterback at Georgia Tech University (2003-06) and Raeshon, a defensive back at the University of Tennessee at Chattanooga (2006-08).
- **Chase Dutra** and **Tony Fields** graduated and received camp opportunities with the Lions and Jaguars, respectively.
- Dutra played in 42 career games (19 starts) and posted 237 tackles, 164 solo.
- Fields is the only player in program history to play in 50 games (50) and started 20 times. He made 159 tackles, 121 solo.



**CORNERBACKS**

- Indiana loses current Chicago Bear **Rashard Fant**, but the cupboard is hardly bare.
- Junior **A'Shon Riggins** has appeared in 18 games (11 starts). He earned 2016 BTN.com All-Freshman team honorable mention after he played in 12 games with eight starts.
- Riggins collected 37 tackles, 35 solo, with one sack, two TFLs, one interception (31 yards), nine pass breakups (2nd on the team) and one forced fumble.
- The Hamilton, Ohio, native recorded all of his passes defended (10) in Big Ten play, which shared sixth in the league, and posted two multi-PBU games.
- Riggins made his first start of 2017 and tallied a career-high seven tackles to go along with two pass breakups in the Virginia win.
- He missed six games due to injury, and made 14 stops overall, nine solo, with five PBUs.
- Redshirt junior **Andre Brown Jr.** returned after a medical redshirt season to start the 2017 opener vs. No. 2 Ohio State.

- He collected 33 stops overall, including a career-high eight at Illinois, 22 solo, three for loss, one pass breakup and one takeaway in 11 games (10 starts).
- The Decatur, Ga., native forced his first career fumble, which he recovered (2nd of his career) and raced 22 yards for his first career touchdown in the Georgia Southern win.
- Brown started eight times and appeared in nine games as a true freshman in 2015, where he made 35 tackles, 27 solo, with one recovery and four PBUs.
- **Raheem Layne** was named IU's Defensive Newcomer of the Year in 2017.
- As a true freshman, he posted 13 stops in 12 games (1 start).
- Fant, IU's all-time leader with 58 passes defended and 53 pass breakups, appeared in 49 career games (36 starts) and made 132 tackles, 119 solo, five for loss (37 yards), five interceptions (68 yards), one pick-6 and three fumble recoveries.

**CAREER SUPERLATIVES - DEFENSE**

**10+ TACKLE GAMES**

- Marcelino Ball, DB (2)**  
10 at Northwestern, 10/22/16  
10 Ohio State, 8/31/17

**Jonathan Crawford, DB (1)**

- 11 at Virginia, 9/9/17

**MULTI-SACK GAMES**

- Jacob Robinson, DL (1)**  
2 at Illinois, 11/11/17

**Nile Sykes, DL (1)**

- 2 at Northwestern, 10/22/16

**MULTI-INT GAMES**

- Jonathan Crawford, DB (2)**  
2 Western Kentucky, 9/19/15  
2 Purdue, 11/26/16

**MULTI-FUMBLE RECOVERY GAMES**

- Jonathan Crawford, DB (1)**  
2 Ball State, 9/10/16

**OFFENSE**

- **Mike DeBord** is in his second season as Indiana's offensive coordinator. He also serves as the Hoosiers associate head coach and tight ends coach.
- IU finished third in the Big Ten (35th nationally) in passing offense (265.7), and sixth in scoring offense (26.8) and total offense (395.8) in 2017.
- Four Hoosiers earned All-Big Ten recognition, including returners **Wes Martin** (left guard) and **Luke Timian** (wide receiver).
- Three freshmen collected All-Freshman honors, quarterback **Peyton Ramsey**, running back **Morgan Ellison** and wide receiver **Whop Philyor**.
- Indiana's 21.5 seconds per play shared fourth nationally among power five schools (1st in the Big Ten), while its 81.1 plays per game ranked fifth nationally (1st in the Big Ten).
- DeBord spent the 2015 and 2016 seasons as offensive coordinator at the University of Tennessee, where the Volunteers averaged 35.8 points per game.
- UT finished 2016 with a school record 63 total touchdowns and 473 total points. The Volunteers, one of four teams to end the year in the top half of the SEC in scoring, passing, rushing and total offense, ranked

- 24th nationally (2nd in the SEC) with 36.4 points per game and 35th in red zone offense (87.8 percent).
- He has 36 years of coaching experience, including 16 bowl appearances, with stints as head coach at Central Michigan University (2000-03), offensive coordinator at the University of Michigan (1997-99, 2006-07), and assistant coach with the Chicago Bears (2010-12) and the Seattle Seahawks (2008-09).
- DeBord owns a 75-26 (.743) overall record, including a 45-20 (.677) conference mark, entering his ninth year as an FBS offensive coordinator.
- Five starting quarterbacks DeBord has mentored as a coordinator - Tom Brady (Michigan), Joshua Dobbs (Tennessee), Brian Griese (Michigan), Chad Henne (Michigan) and Drew Henson (Michigan) - have reached the NFL.
- He has coached 53 overall players who have moved on to the NFL, including eight tight ends.
- DeBord served as Michigan's offensive coordinator from 1997-99 and again in 2006-07. In his first season as coordinator, the Wolverines won the national championship and DeBord was named Sporting News National Assistant Coach of the Year.

**OFFENSIVE LINE**

- Indiana boasts 125 starts among eight linemen, including three with at least 25 - fifth-year senior left guard **Wes Martin** (31), junior left tackle **Coy Cronk** (25) and center and Miami (Fla.) graduate transfer **Nick Linder** (25).
- Senior right tackle **Brandon Knight** (14), redshirt junior center **Hunter Littlejohn** (12), redshirt junior guard **Simon Stepaniak** (8), redshirt sophomore guard **Mackenzie Nworah** and fifth-year senior tackle **Delroy Baker** (4) round out the returning starters.
- In 2017, IU finished third in the Big Ten (35th nationally) in passing offense, and sixth in scoring offense and total offense despite using four different line combinations.
- Martin recorded the most pass blocking snaps (569) among guards nationally without allowing a sack en route to honorable mention All-Big Ten recognition.
- A West Milton, Ohio, native, Martin has started 25 straight games at right guard.
- He was named a team captain, earned the team's Outstanding Lineman award, garnered his third Academic All-Big Ten honor and his second CoSIDA Academic All-District 5 accolade in 2017.
- Recognized as the strongest Hoosier, Martin benches 525 pounds and owns a max of 425 pounds in the hang clean.

- Martin (2015) and Cronk (2016) each have secured freshman All-American honors. Cronk has started all 25 games since his arrival in Bloomington.
- Knight appeared in the final 10 games with eight starts last year, played in 11 games at tackle and tight end as a true freshman in 2015, and started six at right tackle and eight overall in 2016 before he suffered a season-ending injury.
- Littlejohn entered 2017 with just one appearance (2016) before he went on to start all 12 games.
- Linder did not play in 2017 after he played in 31 games with 22 starts at center and four at left guard from 2014-16 with the Hurricanes.
- His brother, Brandon, is the Jacksonville Jaguars starting center.
- Former Hoosiers tackle **Jason Spriggs** and guard **Dan Feeney** were day two selections in the 2016 and 2017 NFL Drafts, respectively.
- Spriggs went to the Packers with pick No. 48 in 2016 and Feeney was selected by the Chargers with pick No. 71 in 2017.
- The duo became the fifth and sixth first team All-American offensive linemen in program history.
- Feeney became the first offensive lineman and just the sixth player in program history to earn All-America status over back-to-back campaigns.

**CAREER SUPERLATIVES - OFFENSE**

**100-YARD RECEIVING GAMES**

- Nick Westbrook, WR (3)**
- 133 Ball State, 9/10/16
- 129 Wake Forest, 9/24/16
- 126 at Northwestern, 10/22/16

- Whop Philyor, WR (1)**
- 127 at Maryland, 10/28/17

**10+ RECEPTION GAMES**

- Luke Timian, WR (2)**
- 13 at Maryland, 10/28/17
- 10 Ohio State, 8/31/17

- Whop Philyor, WR (1)**
- 13 at Maryland, 10/28/17

- Nick Westbrook, WR (1)**
- 10 at Northwestern, 10/22/16

**MULTI-TD RECEIVING GAMES**

- Nick Westbrook, WR (2)**
- 2 Ball State, 9/10/16
- 2 Wake Forest, 9/24/16

**100-YARD RUSHING GAMES**

- Morgan Ellison, RB (2)**
- 186 Georgia Southern, 9/23/17
- 149 Rutgers, 11/18/17

- Cole Gest, RB (1)**
- 104 Rutgers, 11/18/17

**MULTI-TD RUSHING GAMES**

- Morgan Ellison, RB (2)**
- 2 Georgia Southern, 9/23/17
- 2 Rutgers, 11/18/17

**300-YARD PASSING GAMES**

- Peyton Ramsey, QB (1)**
- 321 Charleston Southern, 10/7/17

**MULTI-TD PASSING GAMES**

- Peyton Ramsey, QB (3)**
- 3 at Maryland, 10/28/17
- 2 at Virginia, 9/9/17
- 2 Charleston Southern, 10/7/17



**WIDE RECEIVERS**

- **Luke Timian** (89, 917, 4), **Nick Westbrook** (60, 1064, 7), **Whop Philyor** (33, 335, 3) and **Donavan Hale** (21, 336, 2) account for 203 receptions, 2,652 yards and 16 touchdowns.
- A 2017 Burlsworth Trophy nominee and honorable mention All-Big Ten pick, Timian was second on the team with 68 catches (3rd in B1G, T-39th nationally) for 589 yards (13th in B1G) to go along with two TDs.
- His 68 grabs share 6th on IU's single-season list.
- Timian averaged 5.7 receptions (3rd in B1G, T-31st nationally) and 49.1 yards (12th in B1G) per game.
- In conference games only, he averaged 6.2 catches (2nd) for 57.9 yards (7th)
- The 6-0, 195-pound fifth-year senior posted two double-digit reception games, which sat second in the Big Ten and shared ninth among Power 5 wideouts.
- Timian set a career-high with 13 catches (T-4th in program history and T-2nd for a B1G receiver in 2017) for 91 yards and one touchdown at Maryland.
- The Southlake, Texas, native earned a scholarship during 2017 fall camp.
- Indiana's 2016 leading receiver, Westbrook sustained a season-ending ACL injury on the opening kickoff of the season-opening Ohio State game.
- Westbrook, a 2016 honorable mention All-Big Ten selection, was a preseason first team all-leaguer and Street & Smith's choice for best hands in the B1G.
- The Lake Mary, Fla., native entered 2017 as the lone Big Ten receiver on the Biletnikoff Award list and is one of three on the list this year.
- Westbrook caught 54 passes for an 18.4 average and six touchdowns in 2016.
- He came up five yards shy of becoming the seventh Hoosier to reach the 1,000-yard mark. Westbrook's 995 yards are seventh in Hoosiers history.

- The 6-3, 215-pound redshirt junior ranked second in the league in yardage (38th nationally), third in average per catch (T-27th) and average per game (79.3), seventh in receptions, tied for seventh in scores and tied for eighth in catches per game (4.2) en route to honorable mention All-Big Ten.
- Philyor, a 5-11, 180-pounder, made 33 receptions (3rd on team) for 335 yards (4th) and three touchdowns (T-3rd) in 11 games as a true freshman last year.
- His catches and TDs rank first, and yardage is third on Indiana's true freshman single-season lists
- The Tampa, Fla., native finished second among Big Ten true freshmen in receptions, shared third in scores and was fifth in yardage.
- Philyor's 13 catches against Maryland set a new IU true freshman record and his yardage was the best by a true freshman since 1997.
- He became just the fourth Hoosier true freshman (5th time) to eclipse 100 yards en route to Big Ten Freshman of the Week honors.
- His parents began calling him Whop because of his love for Burger King's Whoppers.
- Hale started the first two games and played in the first three in 2017 before he suffered a season-ending injury. He caught seven passes for 116 yards and a 32-yard touchdown.
- The 6-4, 229-pound redshirt junior out of Largo, Fla., corralled career-bests with five catches for 67 yards in his first career start against No. 2 Ohio State.
- In 2016, Hale posted 13 receptions for 210 yards and one TD.
- He arrived at IU as a quarterback in 2015 fall camp before moving to wideout. Hale and Indiana junior safety **Jonathan Crawford** are cousins.



Nick Westbrook



Luke Timian

**THE START CHART**

- Indiana returns 178 career starts from 17 players on offense and 132 career starts from 12 players on defense for a total of 310 career starts from 29 players.
- The offensive line is the team's most experienced unit with 125 career starts among eight players.
- On defense, the secondary is the most experienced unit with 82 career starts among five different players.
- Across both lines, IU owns 172 career starts among 14 players.

	'15	'16	'17	'18	Total
<b>OFFENSE</b>					
Delroy Baker	-	-	4	-	4
Coy Cronk	-	13	12	-	25
JMorgan Ellison	-	-	8	-	8
Chris Gajcak	-	-	1	-	1
Cole Gest	-	-	1	-	1
Donavan Hale	-	-	2	-	2
J-Shun Harris II	6 ('14)	-	1	-	7
Brandon Knight	-	6	8	-	14
Nick Linder#	5	13	8	-	26
Hunter Littlejohn	-	-	12	-	12
Mike Majette	-	-	3	-	3
Wes Martin	6	13	12	-	31
Mackenzie Nworah	-	-	6	-	6
Peyton Ramsey	-	-	4	-	4
Simon Stepaniak	-	2	6	-	8
Luke Timian	-	-	12	-	12
Ryan Watercutter	-	-	2	-	2
Nick Westbrook	-	12	-	-	12
<b>#at Miami (Fla.), started 5 in 2014, 13 in 2015 and 8 in 2016.</b>					

	'15	'16	'17	'18	Total
<b>DEFENSE</b>					
Marcelino Ball	-	12	3	-	15
Mike Barwick Jr.	-	-	1	-	1
Andre Brown Jr.	8	-	9	-	17
Jonathan Crawford	13	13	12	-	38
Raheem Layne	-	-	1	-	1
A'Shon Riggins	-	8	3	-	11
Jacob Robinson	-	7	12	-	19
Kayton Samuels*	12	5	7	-	24
Allen Stallings IV	-	-	1	-	1
Nile Sykes	-	1	-	-	1
Dameon Willis Jr.	-	1	2	-	3
Brandon Wilson	-	-	1	-	1
<b>*at Syracuse</b>					

QUARTERBACKS

- Redshirt sophomore **Peyton Ramsey** was named starter after competing for the job with true freshman **Michael Penix Jr.** during fall camp.
- Ramsey completed 134-of-205 (65.4 percent) for 1,252 yards, 10 touchdowns and five interceptions in nine games (4 starts) in 2017.
- His completion percentage was second in the Big Ten (T-13th nationally) and ranks first in program single-season history.
- The Cincinnati native rushed for 226 yards on 92 attempts with two TDs.
- Ramsey made his first career start and picked up his first career victory against Charleston Southern. He threw for 321 yards on 32-of-41 (78.0) with two scores, rushed for 54 yards on 15 carries and recovered a fumble for a touchdown.
- The last Indiana freshman to throw for 300-plus yards was Kellen Lewis (321 yards) at Minnesota on Nov. 4, 2006, and Ramsey's 32 completions share eighth on IU's single-game list.
- In his first Big Ten start against No. 17 Michigan, Ramsey led the Hoosiers on two scoring drives (10 points) by throwing for 65 yards and one TD in the final 4:06 to force overtime.
- Ramsey saw limited action against No. 2 Ohio State, the first of his collegiate career, before he hit his stride in the victory at Virginia.
- He completed 16-of-20 (80.0) for 173 yards and two touchdowns (29, 32 yards) in addition to 42 rushing yards on 12 attempts with a 26-yard score.
- Ramsey's completion percentage is the second-highest single-game clip in IU lore.
- At Maryland, he went 31-of-41 (75.6) for 279 yards with a career-high three scores despite missing time in the second half with an injury.
- Ramsey played for his father, Doug, at Elder High School, where he was the two-time Greater Catholic League South Player of the Year.
- Peyton is named after Peyton Manning, his older brother Montana "Tanner" is named after Joe Montana and his younger brother Drew is named after Drew Bledsoe.
- Penix enrolled in 2018 spring classes and participated in practice.
- The southpaw threw for 61 touchdowns and just six interceptions in his two years as a starter (24 games) at Tampa Bay Technical High School.
- The team captain added 16 TDs on the ground.
- En route to Hillsborough County Player of the Year honors, Penix passed for 2,165 yards with 30 scores, five INTs and a 114.2 quarterback rating as a senior.
- He also rushed for 449 yards on 37 carries (12.1 average) with 10 touchdowns.
- Penix played center field on the baseball team, jumped 22 feet in the long jump and tallied a time of 22.8 in the 200-meter dash.
- **Nick Sheridan** is in his second season as Indiana's quarterbacks coach after three years as an offensive graduate assistant at the University of Tennessee.
- He was named one of the nation's top 30 coaches under 30 years of age by 247Sports.
- A quarterback at the University of Michigan (2006-09), Sheridan appeared in 12 games and made four starts. His father, Bill, is the linebackers coach at Boston College.

TIGHT ENDS

- In addition to his play-calling duties, **Mike DeBord** oversees the Hoosiers tight ends.
- He served as tight ends coach for the Seattle Seahawks in 2009, when John Carlson set franchise records for receptions and receiving yardage by a tight end, and for the Chicago Bears from 2010-12.
- DeBord has coached eight tight ends who have moved on to the National Football League after **Ian Thomas** was selected with the first pick of the fourth round in the 2018 NFL Draft by Carolina.
- In just one season under DeBord's tutelage, Thomas became the highest drafted tight end in IU history.
- Thomas finished second among Big Ten tight ends with 15.0 yards per reception (4th nationally, 11th overall in the Big Ten), tied for third with five receiving touchdowns (T-12th nationally), and was fourth in receiving yardage (37.6) and catches per game (2.5).
- His TDs rank second and yardage seventh on Indiana's single-season tight ends lists.
- Fifth-year senior **Ryan Watercutter** caught 12 passes for 69 yards one season ago.
- The Fort Wayne, Ind., native earned a scholarship during fall camp and played in all 12 games (2 starts).

GAME CAPTAINS

**Tom Allen** will announce game captains each week and will recognize permanent captains upon the conclusion of the season.

Florida International

- Virginia
- Ball State
- Michigan State
- Rutgers
- Ohio State
- Iowa
- Penn State
- Minnesota
- Maryland
- Michigan
- Purdue

PLAYERS OF THE GAME

The Indiana coaching staff will select offensive, defensive, special teams and scout players of the game each week.

Florida International

- Virginia
- Ball State
- Michigan State
- Rutgers
- Ohio State
- Iowa
- Penn State
- Minnesota
- Maryland
- Michigan
- Purdue

**RUNNING BACKS**

- **Mike Hart** is in his second season as IU's running backs coach and his first as assistant head coach.
- The University of Michigan's all-time rushing leader, Hart spent three years with the Indianapolis Colts before entering the coaching ranks in 2011.
- In his seven seasons as a coach (Syracuse, 2016; Western Michigan, 2014-15; Eastern Michigan, 2011-13), Hart has tutored three 1,000-yard rushers, two Mid-American Conference (MAC) Freshman of the Year and the 2014 MAC Offensive Player of the Year, Jarvion Franklin.
- Hart led the lone Power 5 freshman duo to rush for over 400 yards in 2017 - **Morgan Ellison** (704) and **Cole Gest** (428).
- Gest finished second on the team with 428 yards on 93 attempts (4.6 average) with one touchdown in 10 games as a redshirt freshman.
- His 428 yards were the fourth-highest freshman total in the Big Ten.
- The Lyndhurst, Ohio, product reached the century mark for the first time with 104 yards on a career-high 23 carries (4.5) with one score in the Rutgers win.
- Seniors **Mike Majette** and **Ricky Brookins** (fifth-year) bring valuable experience to the group.

- Majette owns 383 rushing yards on 98 attempts (3.9) and has caught 24 passes for 221 yards with one touchdown in 25 games.
- Brookins has 242 rushing yards on 41 rushes (5.9) with one TD and 23 receptions for 140 yards.
- Ellison, Indiana's Offensive Newcomer of the Year, led the team with 704 yards, 143 attempts (4.9 average), six touchdowns and 64.0 yards per game.
- Each of the Hoosiers last four featured running backs have reached the NFL - **Devine Redding** (Kansas City), **Jordan Howard** (Chicago), Tevin Coleman (Atlanta) and **Stephen Houston** (New England, Pittsburgh and Baltimore).
- IU was one of five FBS schools (San Diego State, Arkansas, Baylor and Oklahoma) with at least four 1,000-yard rushers from 2014-16: Coleman (2,036 in 2014), Howard (1,213 in 2015) and Redding (1,012 in 2015 and 1,122 in 2016).
- Coleman (2015) and Howard (2016) became the first Indiana running backs to be drafted in consecutive years since 1990-92. Coleman was picked in the third round and Howard in the fifth round.

**KICKERS/PUNTERS**

- **Haydon Whitehead** returns for his second season as Indiana's punter. He is a member of the Ray Guy Award Watch List for the second straight year.
- Whitehead kicked in his first American football game ever in the 2017 season opener against No. 2 Ohio State and enjoyed a strong debut campaign.
- The honorable mention All-Big Ten selection (coaches and media) averaged 40.7 yards on 85 punts.
- Whitehead landed 33 inside the 20-yard line (T-3rd nationally), 15 inside the 10 and four inside the 5.
- The Melbourne, Australia, native recorded five 50-plus yarders with a long of 56.
- Opponents only returned 25 punts for 124 yards (5.0 average) and Whitehead collected eight games with at least three punts placed inside the 20.
- Whitehead, who punts left-footed but is able to kick right-footed if necessary, enrolled in 2017 spring classes and participated in practice.
- The 22-year old played Australian Rules Football for 15 years. He made his first trip to the United States when he took his official visit to IU in December 2016.
- Whitehead trained under Nathan Chapman and John Smith at Prokick Australia, a training ground for punters and kickers in Melbourne.
- Prokick has produced the past five Ray Guy winners (2013-16), including all three finalists in 2016 and two of the three in 2017, in addition to current Steelers punter Jordan Berry.

- Senior **Dan Godsil** is in his fourth season as the Hoosiers long snapper. He has served as the team's long snapper in all 38 games since his arrival.
- Phil Steele named the Ottawa, Ohio, native a preseason first team All-American.
- Two-time Big Ten Bakken-Andersen Kicker of the Year (2015, 2017) Griffin Oakes graduated after one of the most decorated career in IU history.
- He ended his career as the program's leader in field goals (69), and second in extra points (147) and total points (354).
- Redshirt junior **Logan Justus** and true freshman **Charles Campbell** battled during fall camp for the starting job.
- A walk-on out of McCordsville, Ind., Justus is a left-footer who has yet to see any game action.
- Campbell was a 2017 Tennessee Mr. Football finalist (kicker), three-time district kicker of the year and two time all-state selection out of University School of Jackson.
- The Jackson, Tenn., product was a U.S. Army All-American and kicked in the 2018 U.S. Army All-American Bowl.
- Redshirt sophomore **Jared Smolar** will handle kickoff duties.
- Smolar redshirted last year after he transferred from Rutgers University.
- The Valparaiso, Ind., native kicked in three games with the Scarlet Knights in 2016. He totaled 21 kickoffs with an average of 55.1 yards.

**INDIANA'S RECORD WHEN...**

Overall.....	0-0
Big Ten.....	0-0
Home.....	0-0
Road.....	0-0
September.....	0-0
October.....	0-0
November.....	0-0
Noon Start.....	0-0
3:30 p.m. Start.....	0-0
4 p.m. Start.....	0-0
7 p.m. Start.....	0-0
7:30 p.m. Start.....	0-0
8 p.m. Start.....	0-0
Scoring First.....	0-0
Opponents Score First.....	0-0
Scoring 30 Points or More.....	0-0
Scoring Fewer than 30 Points.....	0-0
Leading at the Half.....	0-0
Trailing at the Half.....	0-0
Tied at the Half.....	0-0
Leading after Three Quarters.....	0-0
Trailing after Three Quarters.....	0-0
Outrushing the Opponent.....	0-0
Outpassing the Opponent.....	0-0
Rushing 30 or More Times.....	0-0
Passing 30 or More Times.....	0-0
Passing 40 or More Times.....	0-0
Passing 50 or More Times.....	0-0
Leading in Time of Possession.....	0-0
Trailing in Time of Possession.....	0-0
Winning in Turnover Margin.....	0-0
Losing in Turnover Margin.....	0-0
Tied in Turnover Margin.....	0-0
With a 100-Yard Rusher.....	0-0
With a 300-Yard Passer.....	0-0
With a 100-Yard Receiver.....	0-0
With an Opposing 100-Yard Rusher.....	0-0
With an Opposing 300-Yard Passer.....	0-0
With an Opposing 100-Yard Receiver.....	0-0
Winning the Coin Toss.....	0-0
Losing the Coin Toss.....	0-0
Electing to Receive.....	0-0
Electing to Defer.....	0-0
Receiving the Ball First.....	0-0
Opponent Receiving Ball First.....	0-0
On ABC.....	0-0
On BTN.....	0-0
On CBSSN.....	0-0
On ESPN.....	0-0
On ESPN2.....	0-0
On FOX.....	0-0
On FS1.....	0-0


**RETURN SPECIALISTS**

- Fifth-year senior **J-Shun Harris II**, a Phil Steele preseason second team All-American and first team All-Big Ten selection, returns from his third ACL injury (right), which he suffered in game eight at Maryland last season.
- He returned to action in 2017 after he tore his right ACL during 2015 summer workouts and his left ACL during 2016 preseason camp.
- Despite missing a quarter of the 2017 season, Harris earned honorable mention All-Big Ten from the coaches and media.
- The Fishers, Ind., native led the Big Ten and was second nationally with 19.0 yards per return at this time of his injury, while his average ranks fifth in conference single-season history.
- His two scores also led the league and tied for second nationally.
- Harris tied for the national lead in 40- and 30-plus yard returns (4, 1st in B1G), was tied for third in 70-plus (1, T-1st) and 50-plus (2, 1st), tied for seventh in 60-plus (1, T-1st) and tied for 11th in 20-plus (4, 2nd).
- Prior to the injury, his 44-yard punt return for a touchdown at Virginia was the first of his career, the first for a Hoosier since Mitchell Paige vs. Michigan in 2015, and was a career-long return.

- Harris totaled 109 punt return yards in the game, the most for any IU player in a single game since 1991, en route to Big Ten Special Teams Player of the Week.
- He followed that up with a 70-yard return for a TD in the win over Georgia Southern, joining Rob Turner (1990) as the only players in program history to return a punt for a score in back-to-back games en route to his second straight B1G honor.
- Harris shares the Indiana record for most punt returns for a touchdown in a season with Paige (2015), Larry Highbaugh (1969), and Turner. Tim Wilbur holds the school career record with three TDs.
- He carded his second 50-plus yard return, a 53-yarder, to set up the Hoosiers final score against No. 17 Michigan.
- Harris finished the game with 74 yards (3 returns) and is in sixth place on the program's single-season list with 266 total yards.
- Harris was the first nominee for the 2017 Orange Bowl-FWAA Courage Award.
- Since the start of the 2015 season, Indiana is tied for sixth nationally in punt returns for touchdowns (4) and is 21st in punt return average (10.5).



*J-Shun Harris II*



*Haydon Whitehead*

**ASSOCIATED PRESS TOP 25**

Rk	Team	Record	Pts
1	Alabama(42)	0-0	1505
2	Clemson(18)	0-0	1476
3	Georgia	0-0	1350
4	Wisconsin(1)	0-0	1271
<b>5</b>	<b>Ohio State</b>	<b>0-0</b>	<b>1256</b>
6	Washington	0-0	1215
7	Oklahoma	0-0	1173
8	Miami	0-0	1027
9	Auburn	0-0	1013
<b>10</b>	<b>Penn State</b>	<b>0-0</b>	<b>1012</b>
<b>11</b>	<b>Michigan State</b>	<b>0-0</b>	<b>877</b>
12	Notre Dame	0-0	804
13	Stanford	0-0	778
<b>14</b>	<b>Michigan</b>	<b>0-0</b>	<b>773</b>
15	USC	0-0	543
16	TCU	0-0	533
17	West Virginia	0-0	511
18	Mississippi State	0-0	450
19	Florida State	0-0	384
20	Virginia Tech	0-0	351
21	UCF	0-0	312
22	Boise State	0-0	292
23	Texas	0-0	216
24	Oregon	0-0	148
25	LSU	0-0	106

**RV:** South Carolina 96, Florida 68, Utah 60, Oklahoma State 51, Florida Atlantic 38, Arizona 28, NC State 22, Texas A&M 21, Boston College 18, Northwestern 13, Kansas State 10, Iowa State 8, Houston 6, Memphis 3, **Iowa 2**, Troy 2, Fresno State 1, Arkansas State 1, Kentucky 1

**AMWAY COACHES POLL**

Rk	Team	Record	Pts
1	Alabama(61)	0-0	1621
2	Clemson(3)	0-0	1547
<b>3</b>	<b>Ohio State(1)</b>	<b>0-0</b>	<b>1458</b>
4	Georgia	0-0	1452
5	Oklahoma	0-0	1288
6	Washington	0-0	1245
7	Wisconsin	0-0	1243
8	Miami	0-0	1091
<b>9</b>	<b>Penn State</b>	<b>0-0</b>	<b>1050</b>
10	Auburn	0-0	1004
11	Notre Dame	0-0	892
<b>12</b>	<b>Michigan State</b>	<b>0-0</b>	<b>870</b>
13	Stanford	0-0	768
<b>14</b>	<b>Michigan</b>	<b>0-0</b>	<b>752</b>
15	USC	0-0	691
16	TCU	0-0	530
17	Virginia Tech	0-0	524
18	Mississippi State	0-0	407
19	Florida State	0-0	328
20	West Virginia	0-0	310
21	Texas	0-0	265
22	Boise State	0-0	261
23	UCF	0-0	259
24	LSU	0-0	254
25	Oklahoma State	0-0	168

**RV:** South Carolina 138, Florida 135, Oregon 105, Utah 81, Texas A&M 67, Northwestern 67, Kansas State 35, Florida Atlantic 27, Memphis 23, Boston College 23, NC State 22, Arkansas State 19, Troy 19, Appalachian State 16, San Diego State 15, Kentucky 8, Iowa State 8, **Iowa 8**, Washington State 7, South Florida 6, Duke 5, Fresno State 4, Louisville 3, Arizona 2, Houston 2, Army 1, Northern Illinois 1

*-IU 2018 Opponents in Bold*

**FIU**  
**(0-0, 0-0 C-USA)**

Date	Opponent	Result
S.1	Indiana	7 p.m.
S.8	at Old Dominion*	7:30 p.m.
S.15	UMASS	7:30 p.m.
S.22	at Miami (Fl.)	TBA
S.29	Arkansas Pine Bluff	7:30 p.m.
O.13	Middle Tennessee*	7:30 p.m.
O.20	Rice*	7:30 p.m.
O.27	at WKU*	7:30 p.m.
N.3	Florida Atlantic*	7:30 p.m.
N.10	at UTSA*	7 p.m.
N.17	at Charlotte*	2 p.m.
N.24	Marshall*	Noon

\*-C-USA game

**VIRGINIA**  
**(0-0, 0-0 ACC)**

Date	Opponent	Result
S.1	Richmond	6 p.m.
S.8	at Indiana	7:30 p.m.
S.15	Ohio	3 p.m.
S.22	Louisville*	TBA
S.29	at N.C. State*	TBA
O.13	Miami*	TBA
O.20	at Duke*	TBA
O.27	North Carolina*	TBA
N.2	Pittsburgh*	7:30 p.m.
N.10	Liberty	TBA
N.17	at Georgia Tech*	TBA
N.24	at Virginia Tech*	TBA

\*-ACC game

**BALL STATE**  
**(0-0, 0-0 MAC)**

Date	Opponent	Result
A.30	Central Connecticut State	7 p.m.
S.8	at Notre Dame	3:30 p.m.
S.15	at Indiana	Noon
S.22	Western Kentucky	TBA
S.29	Kent State*	TBA
O.6	Northern Illinois*	TBA
O.13	at Central Michigan*	TBA
O.20	Eastern Michigan*	3 p.m.
O.25	at Ohio*	7 p.m.
O.31	at Toledo*	7:30 p.m.
N.13	Western Michigan*	6 p.m.
N.20	at Miami (Ohio)*	7 p.m.

\*-MAC game

**MICHIGAN STATE**  
**(0-0, 0-0 BIG TEN)**

Date	Opponent	Result
A.31	Utah State	7 p.m.
S.8	at Arizona State	10:45 p.m.
<b>S.22 at Indiana</b>		<b>TBA</b>
S.29	Central Michigan	TBA
O.6	Northwestern	Noon
<b>O.13 at Penn State</b>		<b>TBA</b>
<b>O.20 Michigan</b>		<b>TBA</b>
O.27	Purdue	TBA
<b>N.3 at Maryland</b>		<b>TBA</b>
<b>N.10 Ohio State</b>		<b>TBA</b>
N.17	at Nebraska	TBA
<b>N.24 Rutgers</b>		<b>TBA</b>

*-East Division games in bold*

**RUTGERS**  
**(0-0, 0-0 BIG TEN)**

Date	Opponent	Result
S.1	Texas State	Noon
<b>S.8 at Ohio State</b>		<b>3:30 p.m.</b>
S.15	at Kansas	Noon
S.22	Buffalo	TBA
<b>S.29 Indiana</b>		<b>TBA</b>
O.6	Illinois	TBA
<b>O.13 Maryland</b>		<b>Noon</b>
O.20	Northwestern	Noon
N.3	at Wisconsin	TBA
<b>N.10 Michigan</b>		<b>TBA</b>
<b>N.17 Penn State</b>		<b>TBA</b>
<b>N.24 at Michigan State</b>		<b>TBA</b>

*-East Division games in bold*

**OHIO STATE**  
**(0-0, 0-0 BIG TEN)**

Date	Opponent	Result
S.1	Oregon State	Noon
<b>S.8 Rutgers</b>		<b>3:30 p.m.</b>
S.15	vs. TCU	8 p.m.
S.22	Tulane	TBA
<b>S.29 at Penn State</b>		<b>TBA</b>
<b>O.6 Indiana</b>		<b>TBA</b>
O.13	Minnesota	TBA
O.20	at Purdue	TBA
N.3	Nebraska	TBA
<b>N.10 at Michigan State</b>		<b>TBA</b>
<b>N.17 at Maryland</b>		<b>TBA</b>
<b>N.24 Michigan</b>		<b>Noon</b>

*-East Division games in bold*

**IOWA**  
**(0-0, 0-0 BIG TEN)**

Date	Opponent	Result
S.1	NIU	3:30 p.m.
S.8	Iowa State	5 p.m.
S.15	Northern Iowa	7:30 p.m.
<b>S.22 Wisconsin</b>		<b>TBA</b>
<b>O.6 at Minnesota</b>		<b>TBA</b>
O.13	at Indiana	Noon
O.20	Maryland	Noon
O.27	at Penn State	TBA
<b>N.3 at Purdue</b>		<b>TBA</b>
<b>N.10 Northwestern</b>		<b>TBA</b>
<b>N.17 at Illinois</b>		<b>TBA</b>
<b>N.23 Nebraska</b>		<b>Noon</b>

*-West Division games in bold*

**PENN STATE**  
**(0-0, 0-0 BIG TEN)**

Date	Opponent	Result
S.1	Appalachian State	3:30 p.m.
S.8	at Pittsburgh	8 p.m.
S.15	Kent State	Noon.
S.21	at Illinois	9 p.m.
<b>S.29 Ohio State</b>		<b>TBA</b>
<b>O.13 Michigan State</b>		<b>3:30/4 p.m.</b>
<b>O.20 at Indiana</b>		<b>TBA</b>
O.27	Iowa	TBA
<b>N.3 at Michigan</b>		<b>TBA</b>
N.10	Wisconsin	TBA
<b>N.17 at Rutgers</b>		<b>TBA</b>
<b>N.24 Maryland</b>		<b>TBA</b>

*-East Division games in bold*

**MINNESOTA**  
**(0-0, 0-0 BIG TEN)**

Date	Opponent	Result
A.30	New Mexico State	7 p.m.
S.8	Fresno State	7:30 p.m.
S.15	Miami (Ohio)	3:30 p.m.
S.22	at Maryland	TBA
<b>O.6 Iowa</b>		<b>TBA</b>
O.13	at Ohio State	TBA
<b>O.20 at Nebraska</b>		<b>TBA</b>
O.26	Indiana	8 p.m.
<b>N.3 at Illinois</b>		<b>TBA</b>
<b>N.10 Purdue</b>		<b>TBA</b>
<b>N.17 Northwestern</b>		<b>TBA</b>
<b>N.24 at Wisconsin</b>		<b>TBA</b>

*-West Division games in bold*

**MARYLAND**  
**(0-0, 0-0 BIG TEN)**

Date	Opponent	Result
S.1	Texas	Noon
S.8	at Bowling Green	6 p.m.
S.15	Temple	Noon
S.22	Minnesota	TBA
<b>O.6 at Michigan</b>		<b>Noon</b>
<b>O.13 Rutgers</b>		<b>TBA</b>
O.20	at Iowa	TBA
O.27	Illinois	TBA
<b>N.3 Michigan State</b>		<b>TBA</b>
<b>N.10 at Indiana</b>		<b>TBA</b>
<b>N.17 Ohio State</b>		<b>TBA</b>
<b>N.24 at Penn State</b>		<b>TBA</b>

*-East Division games in bold*

**MICHIGAN**  
**(0-0, 0-0 BIG TEN)**

Date	Opponent	Result
S.1	at Notre Dame	7:30 p.m.
S.8	Western Michigan	12 p.m.
S.15	SMU	3:30 p.m.
S.22	Nebraska	TBA
S.29	at Northwestern	TBA
<b>O.6 Maryland</b>		<b>TBA</b>
O.13	Wisconsin	TBA
<b>O.20 at Michigan State</b>		<b>TBA</b>
<b>N.3 Penn State</b>		<b>TBA</b>
<b>N.10 at Rutgers</b>		<b>TBA</b>
<b>N.17 Indiana</b>		<b>TBA</b>
<b>N.24 at Ohio State</b>		<b>Noon</b>

*-East Division games in bold*

**PURDUE**  
**(0-0, 0-0 BIG TEN)**

Date	Opponent	Result
<b>A.30 Northwestern</b>		<b>8 p.m.</b>
S.8	Eastern Michigan	12 p.m.
S.15	Missouri	7:30 p.m.
S.22	Boston College	12 p.m.
<b>S.29 at Nebraska</b>		<b>TBA</b>
<b>O.13 at Illinois</b>		<b>TBA</b>
O.20	Ohio State	TBA
O.27	at Michigan State	TBA
<b>N.3 Iowa</b>		<b>TBA</b>
<b>N.10 at Minnesota</b>		<b>TBA</b>
<b>N.17 Wisconsin</b>		<b>TBA</b>
N.24	at Indiana	TBA

*-West Division games in bold*

NCAA Statistics

Indiana - 2017-18 Football Ranking Summary thru games 01/08/2018

Statistic	National Conference Rank		Value	National Leader	Value	Conference Leader	
	Rank	Rank				Value	Value
3rd Down Conversion Pct (129 ranked)	87	5	0.379	Army West Point	0.552	Wisconsin	0.486
3rd Down Conversion Pct Defense (129 ranked)	8	3	0.299	Michigan	0.261	Michigan	0.261
4th Down Conversion Pct (129 ranked)	81	11	0.474	Alabama	0.833	Minnesota	0.769
4th Down Conversion Pct Defense (129 ranked)	72	9	0.529	Eastern Mich.	0.200	Northwestern	0.364
Blocked Kicks (67 ranked)	31	4	2	Texas A&M	8	Maryland	4
Blocked Kicks Allowed (129 ranked)	97	12	3	26 teams tied	0	4 teams tied	0
Blocked Punts (19 ranked)				Virginia Tech Arizona St. Texas A&M	5 5 5	Purdue	2
Blocked Punts Allowed (129 ranked)	71	10	1	70 teams tied	0	9 teams tied	0
Completion Percentage (129 ranked)	44	4	0.610	Oklahoma	0.714	Penn St.	0.657
Defensive TDs (47 ranked)				Texas	7	Wisconsin	6
Fewest Penalties (129 ranked)	51	5	71	Minnesota	39	Minnesota	39
Fewest Penalties Per Game (129 ranked)	64	7	5.92	Minnesota	3.25	Minnesota	3.25
Fewest Penalty Yards (129 ranked)	79	8	707	Minnesota	340	Minnesota	340
Fewest Penalty Yards Per Game (129 ranked)	92	9	58.92	Minnesota	28.33	Minnesota	28.33
First Downs Defense (129 ranked)	12	5	210	UTSA	166	Michigan	179
First Downs Offense (129 ranked)	74	7	252	Oklahoma	361	Ohio St.	354
Fumbles Lost (129 ranked)	43	6	7	Iowa St.	1	Nebraska	2
Fumbles Recovered (129 ranked)	57	8	8	Wyoming	18	Penn St.	15
Kickoff Return Defense (129 ranked)	119	14	24.88	Michigan	15.00	Michigan	15.00
Kickoff Returns (129 ranked)	106	11	18.88	Wyoming	28.30	Iowa	24.44
Net Punting (129 ranked)	69	10	37.62	Texas	44.19	Ohio St.	41.61
Passes Had Intercepted (129 ranked)	90	11	13	Alabama	3	Iowa	6
Passes Intercepted (128 ranked)	119	14	5	Iowa	21	Iowa	21
Passing Offense (129 ranked)	35	3	265.7	Oklahoma St.	389.2	Penn St.	290.2
Passing Yards Allowed (129 ranked)	17	4	179.7	Michigan	150.1	Michigan	150.1
Passing Yards per Completion (129 ranked)	126	13	10.42	Navy	23.93	Minnesota	13.75
Punt Return Defense (129 ranked)	31	5	4.96	Miami (OH)	1.25	Michigan St.	2.58
Punt Returns (129 ranked)	13	1	12.69	Washington	18.32	Indiana	12.69
Red Zone Defense (129 ranked)	98	12	0.875	Troy	0.614	Wisconsin	0.714
Red Zone Offense (129 ranked)	47	6	0.864	FIU	0.976	Penn St.	0.898
Rushing Defense (129 ranked)	61	9	160.4	Alabama	94.7	Michigan St.	95.3
Rushing Offense (129 ranked)	105	12	130.1	Army West Point	362.3	Ohio St.	243.2
Sacks Allowed (129 ranked)	90	10	2.42	Army West Point	0.08	Wisconsin Rutgers	1.50 1.50
Scoring Defense (129 ranked)	53	10	25.3	Alabama	11.9	Wisconsin	13.9
Scoring Offense (129 ranked)	78	6	26.8	UCF	48.2	Ohio St.	41.1
Tackles for Loss Allowed (129 ranked)	81	9	6.17	Missouri	2.85	Ohio St.	4.14
Team Passing Efficiency (129 ranked)	86	7	125.56	Oklahoma	202.67	Ohio St.	160.17
Team Passing Efficiency Defense (129 ranked)	50	8	123.95	Wisconsin	96.39	Wisconsin	96.39
Team Sacks (129 ranked)	11	4	3.00	Miami (FL)	3.38	Penn St. Michigan	3.23 3.23
Team Tackles for Loss (129 ranked)	21	3	7.3	Northern Ill. Michigan	8.8 8.8	Michigan	8.8
Time of Possession (129 ranked)	99	12	28:23	Navy	36:18	Wisconsin	35:29
Total Defense (129 ranked)	27	6	340.1	Alabama	260.4	Wisconsin	262.1
Total Offense (129 ranked)	70	6	395.8	Oklahoma	579.6	Ohio St.	506.0
Turnover Margin (129 ranked)	106	12	-0.58	Wyoming	1.85	Penn St.	0.92
Turnovers Gained (129 ranked)	111	13	13	Wyoming	38	Wisconsin	29
Turnovers Lost (129 ranked)	73	9	20	LSU	8	Penn St.	13
Winning Percentage (129 ranked)	84	9	0.417	UCF	1.000	Wisconsin	0.929

Statistic	Player	National Rank	Conference Rank	Value	National Leader	Value	Conference Leader	Value
All Purpose (200 ranked)					Rashaad Penny, San Diego St.	228.77	Saquon Barkley, Penn St.	179.15
Blocked Kicks (3 ranked)					Justin Lawler, SMU Jeffery Simmons, Mississippi St.	3 3	Chandler Burkett, Maryland Garrett Hudson, Purdue Denzel Ward, Ohio St.	2 2 2
Combined Kick Returns (200 ranked)	Devonte Williams	56	3	523	Michael Walker, Boston College	1,203	JD Spielman, Nebraska	669
Completion Percentage (110 ranked)	Peyton Ramsey Richard Lagow	13 66	2 7	0.654 0.583	Baker Mayfield, Oklahoma	0.705	Trace McSorley, Penn St.	0.665
Completions Per Game (100 ranked)	Richard Lagow Peyton Ramsey	55 68	5 9	17.20 14.89	Luke Falk, Washington St.	29.75	Trace McSorley, Penn St.	21.85
Field Goal Percentage (106 ranked)	Griffin Oakes	2	1	0.941	Eddy Pineiro, Florida	0.944	Griffin Oakes, Indiana	0.941
Field Goals Per Game (139 ranked)	Griffin Oakes	33	2	1.33	Matt Gay, Utah	2.31	Quinn Nordin, Michigan	1.46
Forced Fumbles (31 ranked)					Ben DeLuca, Charlotte	0.45	Jermaine Carter, Maryland James Crawford, Illinois	0.33 0.33
Fumbles Recovered (26 ranked)	Tegray Scales	26	4	2	William Harris, Boston College Brody Hoying, Eastern Mich. Brian Keyes, UNLV	4 4 4	Danny Ezechukwu, Purdue Chris Frey, Michigan St. Robert Windsor, Penn St.	3 3 3
Interceptions Per Game (143 ranked)					Joshua Jackson, Iowa	0.6	Joshua Jackson, Iowa	0.6
Kickoff Return TDs (17 ranked)					Tony Pollard, Memphis Marcus Green, La.-Monroe	4 4	Saquon Barkley, Penn St.	2
Kickoff Returns (101 ranked)	Devonte Williams	89	7	18.7	Tony Pollard, Memphis	40.0	JD Spielman, Nebraska	24.8
Passes Defended (36 ranked)					Joshua Jackson, Iowa	2.0	Joshua Jackson, Iowa	2.0
Passing Efficiency (110 ranked)	Peyton Ramsey Richard Lagow	71 79	6 8	127.9 124.8	Baker Mayfield, Oklahoma	198.9	J.T. Barrett, Ohio St.	160.1
Passing TDs (152 ranked)	Richard Lagow Peyton Ramsey	68 98	8 10	15 10	Drew Lock, Missouri	44	J.T. Barrett, Ohio St.	35
Passing Yards (130 ranked)	Richard Lagow Peyton Ramsey	77 123	9 12	1,936 1,252	Mason Rudolph, Oklahoma St.	4,904	Trace McSorley, Penn St.	3,570
Passing Yards Per Game (130 ranked)	Richard Lagow Peyton Ramsey	63 94	6 10	193.6 139.1	Mason Rudolph, Oklahoma St.	377.2	Trace McSorley, Penn St.	274.6
Passing Yards per Completion (110 ranked)	Richard Lagow Peyton Ramsey	88 109	8 12	11.26 9.34	Drew Lock, Missouri	16.38	Alex Hornbrook, Wisconsin	13.35
Points Responsible For (193 ranked)	Richard Lagow Griffin Oakes	147 157	14 15	90 86	Baker Mayfield, Oklahoma	296	J.T. Barrett, Ohio St.	284
Points Responsible For Per Game (200 ranked)	Richard Lagow Peyton Ramsey Griffin Oakes	94 124 160	10 12 15	9.0 8.0 7.2	Justice Hansen, Arkansas St.	22.2	J.T. Barrett, Ohio St.	20.3
Punt Return TDs (10 ranked)	J. Harris II	2	1	2	Dante Pettis, Washington	4	J. Harris II, Indiana	2
Punt Returns (47 ranked)					Dante Pettis, Washington	20.4	Deandre Thompkins, Penn St.	13.3
Punting (107 ranked)	Haydon Whitehead	72	9	40.7	Johnny Townsend, Florida	47.5	Ryan Anderson, Rutgers	44.4
Receiving TDs (174 ranked)	Simmie Cobbs, Jr. Ian Thomas	42 124	6 14	8 5	Anthony Miller, Memphis David Sills, West Virginia	18 18	Noah Fant, Iowa	11
Receiving Yards (200 ranked)	Simmie Cobbs, Jr. Luke Timian	57 164	4 13	841 589	James Washington, Oklahoma St.	1,549	D.J. Moore, Maryland	1,033
Receiving Yards Per Game (200 ranked)	Simmie Cobbs, Jr. Luke Timian	52 150	4 12	70.1 49.1	James Washington, Oklahoma St.	119.2	Stanley Morgan Jr., Nebraska	89.6
Receptions Per Game (195 ranked)	Simmie Cobbs, Jr. Luke Timian	20 34	2 3	6.0 5.7	Trey Quinn, SMU	8.8	D.J. Moore, Maryland	6.7
Rush Yards Per Carry (167 ranked)	Morgan Ellison Peyton Ramsey	88 165	8 18	4.92 2.46	Khalil Tate, Arizona	9.22	J.K. Dobbins, Ohio St.	7.23
Rushing TDs (181 ranked)	Morgan Ellison	142	13	6	Devin Singletary, Fla. Atlantic	32	Saquon Barkley, Penn St.	18
Rushing Yards (200 ranked)	Morgan Ellison	118	12	704	Rashaad Penny, San Diego St.	2,248	Jonathan Taylor, Wisconsin	1,977
Rushing Yards Per Game (200 ranked)	Morgan Ellison Cole Gest	105 186	10 20	64.0 42.8	Rashaad Penny, San Diego St.	172.9	Jonathan Taylor, Wisconsin	141.2
Sacks (149 ranked)	Robert McCray III Tegray Scales	79 79	10 10	0.50 0.50	Joe Ostman, Central Mich.	1.27	Joe Gaziano, Northwestern	0.69
Scoring (195 ranked)	Griffin Oakes	72	5	7.2	Devin Singletary, Fla. Atlantic	14.1	Saquon Barkley, Penn St.	10.6
Solo Tackles (45 ranked)	Chase Dutra	31	3	5.4	Joe Dineen Jr., Kansas	7.8	Thomas Barber, Minnesota	6.3
Tackles For Loss (27 ranked)					Sutton Smith, Northern Ill.	2.3	Khaleke Hudson, Michigan	1.4
Total Interceptions (71 ranked)					Joshua Jackson, Iowa	8	Joshua Jackson, Iowa	8
Total Offense (200 ranked)	Richard Lagow Peyton Ramsey	76 93	6 10	188.6 164.2	Lamar Jackson, Louisville	404.7	Trace McSorley, Penn St.	312.4
Total Points Scored (150 ranked)	Griffin Oakes	72	6	86	Devin Singletary, Fla. Atlantic	198	Saquon Barkley, Penn St.	138
Total Tackles (494 ranked)	Chase Dutra Tegray Scales Chris Covington Jonathan Crawford	75 123 142 419	7 12 15 50	8.0 7.4 7.1 5.2	Frank Ginda, San Jose St.	13.3	Josey Jewell, Iowa	11.3
Total Touchdowns (107 ranked)	Simmie Cobbs, Jr.	107	11	9	Devin Singletary, Fla. Atlantic	33	Saquon Barkley, Penn St.	23
Yards per Pass Attempt (110 ranked)	Richard Lagow Peyton Ramsey	87 99	7 11	6.56 6.11	Baker Mayfield, Oklahoma	11.45	Trace McSorley, Penn St.	8.36
Yards per Reception (199 ranked)	Ian Thomas	103	11	15.04	Aaron Cephus, Rice	24.88	Tyler Johnson, Minnesota	19.34

**OFFENSE**

LT  
54 Coy Cronk, 6-5, 309, Jr./Jr.  
77 Caleb Jones, 6-8, 360, So./Fr.

LG  
76 Wes Martin, 6-3, 316, Sr./5th  
57 Harry Crider, 6-4, 306, So./So.

C  
68 Hunter Littlejohn, 6-3, 304, Sr./Jr.  
-or-  
50 Nick Linder, 6-3, 306, Gr./Gr.

RG  
72 Simon Stepaniak, 6-4, 311, Sr./Jr.  
71 Delroy Baker, 6-6, 316, Sr./5th

RT  
62 Brandon Knight, 6-5, 307, Sr./Sr.  
52 DaVondre Love, 6-7, 300, Sr./Jr.

WR  
25 Luke Timian, 6-0, 195, Sr./5th  
22 Whop Philyor, 5-11, 180, So./So.

WR  
15 Nick Westbrook, 6-3, 215, Sr./Jr.  
6 Donavan Hale, 6-4, 229, Sr./Jr.

WR  
3 Ty Fryfogle, 6-2, 212, So./So.  
39 Chris Gajcak, 6-2, 201, Sr./Jr.

QB  
12 Peyton Ramsey, 6-2, 210, Jr./So.  
9 Michael Penix Jr., 6-3, 206, Fr./Fr.

RB  
20 Cole Gest, 5-8, 194, Jr./So.  
24 Mike Majette, 5-11, 215, Sr./Sr.  
33 Ricky Brookins, 5-8, 188, Sr./5th

TE  
86 Peyton Hendershot, 6-4, 245, So./Fr.  
83 Austin Dorris, 6-5, 252, Sr./Jr.  
89 Matt Bjorson, 6-3, 237, Fr./Fr.

**DEFENSE**

DE  
69 Gavin Everett, 6-3, 262, Sr./Jr.  
92 Alfred Bryant, 6-2, 254, So./Fr.

DT  
91 Jacob Robinson, 6-4, 295, Sr./Sr.  
98 Jerome Johnson, 6-3, 295, Jr./So.

DT  
54 Ja'merez Bowen, 6-4, 311, Sr./5th  
51 Mike Barwick Jr., 6-0, 307, Sr./5th  
52 Kayton Samuels, 6-0, 325, Gr./Gr.

DE  
35 Nile Sykes, 6-2, 252, Sr./5th  
99 Allen Stallings IV, 6-2, 247, Jr./Jr.

LB  
43 Dameon Willis Jr., 6-1, 225, Sr./5th  
44 Thomas Allen, 6-3, 236, So./Fr.  
47 Micah McFadden, 6-2, 227, Fr./Fr.

LB  
7 Reakwon Jones, 6-2, 235, Sr./Jr.  
45 T.D. Roof, 5-11, 224, So./So.

CB  
28 A'Shon Riggins, 6-0, 188, Jr./Jr.  
-or-  
17 Raheem Layne, 6-1, 195, So./So.

HUSKY  
42 Marcelino Ball, 6-2, 222, Jr./So.  
34 Cam Jones, 6-3, 219, Fr./Fr.

S  
9 Jonathan Crawford, 6-2, 196, Sr./Sr.  
1 Juwan Burgess, 6-1, 191, So./Fr.

S  
29 Khalil Bryant, 5-10, 202, Jr./Jr.  
31 Bryant Fitzgerald, 6-0, 214, So./Fr.  
-or-  
27 Devon Matthews, 6-2, 206, Fr./Fr.

CB  
14 Andre Brown Jr., 6-0, 200, Sr./Jr.  
23 Jaylin Williams, 6-0, 179, Fr./Fr.  
-or-  
2 Reese Taylor, 5-11, 184, Fr./Fr.

**SPECIAL TEAMS**

PK  
82 Logan Justus, 5-11, 180, Sr./Jr.  
93 Charles Campbell, 5-9, 172, Fr./Fr.

KO  
90 Jared Smolar, 5-11, 209, Jr./So.  
82 Logan Justus, 5-11, 180, Sr./Jr.

P  
94 Haydon Whitehead, 6-2, 205, Sr./Jr.  
36 Drew Conrad, 6-2, 190, Jr./So.

LS  
97 Dan Godsil, 6-4, 233, Sr./Sr.  
88 Shaun Bonner, 6-3, 253, Jr./So.

H  
36 Drew Conrad, 6-2, 190, Jr./So.  
94 Haydon Whitehead, 6-2, 205, Sr./Jr.

KR  
24 Mike Majette, 5-11, 215, Sr./Sr.  
20 Cole Gest, 5-8, 194, Jr./So.

PR  
5 J-Shun Harris II, 5-8, 172, Sr./5th  
25 Luke Timian, 6-0, 195, Sr./5th  
22 Whop Philyor, 5-11, 180, So./So.

**PRONUNCIATION GUIDE**

Matt Bjorson ..... b-YOR-sun  
Ja'merez Bowen..... JA-mirror-ez  
Khalil Bryant.....CUH-leel  
Mike Fiacable..... FEE-a-cable  
Ty Fryfogle.....Fry-FOE-gull  
Chris Gajcak.....GAY-jack  
Cole Gest.....Guest  
Reakwon Jones.....RAY-kwon  
Shamar Jones.....shuh-mar  
Jordan Jusevitch.....jus-a-vitch

Raheem Layne.....ra-HEEM  
Ahrod Lloyd.....Uh-rod  
Mike Majette.....muh-JET  
Nick Marozas.....ma-row-zis  
Devon Matthews.....duh-von  
Mackenzie Nworah.....WORE-a  
Kristian Pechac.....Pay-check  
Michael Penix Jr.....PEN-icks  
Whop Philyor.....PHIL-yer  
Aidan Rafferty.....A-den raf-ur-tee

Nick Ramacca.....ruh-MAW-kuh  
Tramar Reece.....TRAY-mar  
A'Shon Riggins.....uh-shON  
Kayton Samuels.....Kay-tun  
Luke Shayotovitch.....Shay-odd-uh-vitch  
Jared Smolar.....SMUL-ar  
Simon Stepaniak.....Step-uh-nack  
Haydon Whitehead.....Hayden  
Michael Ziemba.....ZEE-emba



**PERSONAL**

Birthdate: March 14, 1970  
 Hometown: New Castle, Ind.  
 Family: Wife - Tracy; Daughters - Hannah (21) & Brittny (17); Son - Thomas (19)  
 High School: New Castle  
 College: Maranatha Baptist University, '92; Indiana '02

**COACHING EXPERIENCE**

**Temple Heights H.S. (Fla.)**  
 1992-94: Head Coach  
**Armwood H.S. (Fla.)**  
 1995-96: Defensive Coordinator  
**Marion H.S. (Ind.)**  
 1997: Defensive Coordinator  
**Ben Davis H.S. (Ind.)**  
 1998-2003: Defensive Coordinator  
 2004-06: Head Coach  
**Wabash College (11-2)**  
 2007: Special Teams Coordinator/  
 Secondary  
**Lambuth (20-5)**  
 2008-09: Assistant Head Coach/  
 Defensive Coordinator/Linebackers  
**Drake (8-4)**  
 2010: Defensive Coordinator/  
 Linebackers  
**Arkansas State (10-3)**  
 2011: Assistant Head Coach  
**Mississippi (24-15)**  
 2012-14: Linebackers/  
 Special Teams Coordinator  
**South Florida (8-5)**  
 2015: Defensive Coordinator  
**Indiana (5-8)**  
 2016: Associate Head Coach/  
 Defense  
 2016-: Head Coach

**BOWL EXPERIENCE**

2012 GoDaddy.com.... Arkansas St.  
 2013 BBVA Compass... Mississippi  
 2013 Music City..... Mississippi  
 2014 Peach..... Mississippi  
 2015 Miami Beach.... South Florida  
 2016 Foster Farms.....Indiana

- Tom Allen was named Indiana University's 29th head football coach on Dec. 1, 2016. He made his head coaching debut in the 2016 Foster Farms Bowl.
- The New Castle, Ind., native joined the Hoosiers staff as associate head coach/defense on Jan. 15, 2016, and has continued to oversee the defense as head coach.
- Allen's defenses have reached heights not seen in a generation in Bloomington. Since his arrival, Indiana is the most improved team nationally in total defense (-169.4 ypg) and passing defense (-134.1 ypg), the sixth-most improved in third down defense (-12.2 percent) and the ninth-most improved in points per game allowed (-12.3 ypg).
- IU finished ninth nationally in third down defense (29.9 percent – best program mark since 1992; 3rd in the Big Ten), 17th in passing defense (179.7 ypg – best program mark since 1995; 4th in the Big Ten) and 26th in total defense (340.1 ypg – best program mark since 1995) last year.
- A school record 13 Hoosiers earned 2017 All-B1G honors, including six defenders, which matched 2016's program mark. Eleven Indiana players were drafted or invited to NFL camps and five participated in the NFL Combine, both school records.
- Tight end Ian Thomas (4th round, Carolina) and linebacker Chris Covington (6th round, Dallas) were selected in the 2018 NFL Draft.
- Wide receiver Simmie Cobbs Jr., kicker Griffin Oakes and linebacker Tegray Scales collected first team all-league accolades. Oakes was named the Bakken-Andersen Kicker of the Year.
- IU ranked in the top six in the Big Ten in both total offense (6th) and total defense (6th) for the first time since 1991.
- Engineered one of the top defensive turnarounds in the country in 2016. The Hoosiers improved in every major statistical category against a schedule featuring four top 10 opponents, a program first.
- Indiana held its opponents to 380.1 total yards, down 129.4 yards from 2015, the largest improvement in the country, limited its foes to 94.1 fewer passing yards, also first nationally, 10.4 fewer points, which ranked fourth nationally, and gave up 25 fewer touchdowns than in 2015.
- A nominee for the 2016 Broyles Award, Allen led the program's first All-American at linebacker since 1987, Scales, who earned SI.com second team honors.
- Allen has strong ties to the Hoosier state as he served as head coach at Ben Davis High School (2004-06), defensive coordinator at Ben Davis (1998-03) and Marion High School (1997), and earned his master's degree from IU (2002).
- Over the last 23 seasons, the teams for which Allen has been a member of the coaching staff have posted a combined record of 227-76 (.749).
- A 26-year coaching veteran, Allen was the defensive coordinator at the University of South Florida in 2015.
- South Florida posted an 8-5 record and earned a trip to the Miami Beach Bowl. Allen mentored three all-conference selections and the American Athletic Conference's top scoring defense (19.6 ppg in league play).
- In his lone season in Tampa, USF tied for 13th nationally in tackles for loss (7.5 per game), tied for 14th in interceptions (17), tied for 24th in takeaways (25), tied for 26th in sacks (2.62 per game), 31st in rushing defense (141.4 ypg), 34th in passing efficiency defense (118.76) and 35th in scoring defense (22.9 ppg).
- Spent the 2012-14 campaigns as linebackers coach and special teams coordinator at Ole Miss, where he coached All-SEC linebackers Serderius Bryant and Denzel Nkemdiche.
- The Rebels closed out 2014 with a 9-3 record and ranked No. 9 after they met No. 6 TCU in the Chick-fil-A Peach Bowl. Ole Miss spent nine weeks in the Associated Press top 10 with a high-water mark of No. 3.
- In 2014, the Rebels led the nation in scoring defense (13.8 ppg) and allowed a national low 18 touchdowns.
- Ole Miss topped the SEC in five categories and ranked in the top 20 nationally in 11, including 10th in red zone defense, 11th in tackles for loss (7.5 per game), 12th in takeaways (28), 13th in total defense (321.2 ypg) and 13th in defensive touchdowns scored (4).
- Nkemdiche earned 2012 Freshman All-America honors and second team AP All-SEC after leading the Rebels in tackles (82), TFLs (13.0), forced fumbles (4) and interceptions (3).
- As assistant head coach at Arkansas State (2011), the Red Wolves led the Sun Belt Conference and ranked in the top 25 nationally in total defense (331.46 ypg) and scoring defense (20.77 ppg). ASU also finished eighth nationally in tackles for loss (7.62 per game) and 15th in sacks (2.69 per game).
- Arkansas State went 10-2 overall and 8-0 in the Sun Belt. Allen coached first team all-conference selection Demario Davis and second team pick Nathan Herrold. Davis was selected in the third round of the 2012 NFL Draft by the Jets.
- Prior to ASU, Allen served as the defensive coordinator and linebackers coach at Drake University (2010). The Bulldogs allowed just 330 yards per game while ranking No. 6 nationally in the FCS in rush defense (94.2 ypg), No. 8 in sacks (33), No. 17 in tackles for loss (81) and No. 25 in scoring defense (20.4 ppg).
- At NAIA Lambuth University (2008-09), Allen was the assistant head coach, defensive coordinator and linebackers coach, and he was a part of two Mid-South Conference championships and the school's first undefeated regular season (11-0) in 2009. That defense ranked No. 4 nationally in scoring defense, No. 7 in pass defense and sacks, No. 9 in total defense and No. 12 in third down conversions.
- First collegiate coaching stop was at Wabash College, where as secondary coach and special teams coordinator the team won the NCAC championship and advanced to the quarterfinals of the NCAA Division II playoffs. Three defensive backs were named to the All-NCAC team.
- Prior to Marion H.S., Allen was defensive coordinator at Armwood High School (1995-96) and head coach at Temple Heights High School (1992-94) in Florida.
- Allen earned his bachelor's degree from Maranatha Baptist University (Wis.) in 1992. Tom and his wife, Tracy, have three children, Hannah (21), Thomas (19) and Brittny (17). Thomas is a redshirt freshman linebacker with the Hoosiers.

**EXPERIENCE & SUCCESS**

Indiana head coach **Tom Allen's** staff has 176 combined years of college coaching experience, an average of 16.0 years per coach. In total, the group has coached in 65 bowl games, including 12 BCS/New Year's Six bowls.



**MIKE DEBORD (PB)**

Associate Head Coach/OC/TE  
2nd Year at Indiana

- Carries a 75-26 (.743) record, 45-20 (.677) in conference, in eight years as an FBS offensive coordinator. DeBord owns 36 years of experience, with stints as head coach at Central Michigan (2000-03), offensive coordinator at

Michigan (1997-99, 2006-07), and assistant coach with the Bears (2010-12) and the Seahawks (2008-09).



**MARK HAGEN (F)**

Co-Defensive Coordinator/DL  
3rd Year at Indiana

- Worked at IU in 2011 and 2012 before he moved on to Texas A&M, where he spent three seasons (2013-15). A Carmel, Ind., native, Hagen was a four-year letterwinner (1987, 89-91), two-time second team All-Big Ten selection, three-time Academic All-Big Ten winner and a captain at linebacker for the Hoosiers.



**MIKE HART (F)**

Assistant HC/RB  
2nd Year at Indiana

- The University of Michigan's all-time rushing leader, Hart spent three years with the Indianapolis Colts before entering the coaching ranks in 2011. In his seven years as a coach, Hart has tutored three 1,000-yard rushers, two Mid-American Conference (MAC) Freshman of the Year and the 2014 MAC Offensive Player of the Year.



**GRANT HEARD (F)**

Passing Game Coordinator/WR  
2nd Year at Indiana

- Completed his fifth season as the wide receivers coach at Ole Miss in 2016 and has worked with Tom Allen at Ole Miss, Arkansas State and Lambuth. Mentored 2015 Biletnikoff Award finalist Laquon Treadwell, the program's

first Biletnikoff finalist. He caught 82 passes (2nd in SEC) for an SEC-leading 1,153 yards and 11 TDs.



**DARREN HILLER (F)**

Run Game Coordinator/OL  
2nd Year at Indiana

- A 24-year coaching veteran, Hiller spent 2016 as co-offensive coordinator, run game coordinator and offensive line coach at the University of South Florida. Hiller has coached 18 players who went on to the NFL, including tackle

Kofi Amichia, a sixth round selection by the Green Bay Packers in the 2017 NFL Draft.



**WILLIAM INGE (F)**

Special Teams Coordinator  
6th Year at Indiana

- Enters his first year as special teams coordinator after five as linebackers coach, where he mentored 2018 NFLers Chris Covington and Tegray Scales. He has 17 years of experience, with stints as linebackers coach at Cincinnati and San Diego State. Inge was named one of the B1G's top 10

recruiters by Rivals (2014).



**BRANDON SHELBY (F)**

Cornerbacks  
8th Year at Indiana

- Rashard Fant (2014-17), a 2018 free agent signing of the Chicago Bears, closed his career as the program's all-time leader in both passes defended (58) and pass breakups (53). Three times in Shelby's eight seasons a Hoosier

has paced the Big Ten in passes defended and PBUs (2013, 2015, 2016).



**NICK SHERIDAN (PB)**

Quarterbacks  
2nd Year at Indiana

- In his first campaign, IU finished third in the Big Ten and 35th nationally in passing offense (265.7) last year. He was named one of the nation's top 30 coaches under 30 years of age by 247Sports. A quarterback at the

University of Michigan, Sheridan appeared in 12 career games and made four starts.



**KASEY TEEGARDIN (PB)**

Safeties  
1st Year at Indiana

- Named safeties coach on March 2, 2018. Teegardin spent the previous four seasons with the Hoosiers, three as a defensive graduate assistant (2014-16) and one as director of on-campus recruiting (2017). He worked as

special teams coordinator and linebackers coach at Valparaiso University (2012-13).



**KANE WOMMACK (F)**

Linebackers  
1st Year at Indiana

- Served as the University of South Alabama's defensive coordinator and linebackers coach the last two seasons. Worked with Tom Allen as an Ole Miss graduate assistant in 2012-13 when Allen was linebackers

coach under long-time defensive coordinator Dave Wommack, Kane's father.

**(F) = Field, (PB) = Press Box**

**INDIANA QUICK FACTS**

**University Facts**

Location: Bloomington, Ind.  
Population: 84,465  
Founded: 1820  
Joined Big Ten: 1899  
First Year of Big Ten Football: 1900  
Enrollment: 48,514  
Nickname: Hoosiers  
Colors: Cream and Crimson  
Marching Band: Marching Hundred  
President: Michael A. McRobbie  
Director of Athletics: Fred Glass  
Senior Woman Administrator: Mattie White  
Faculty Representative: Dr. Kurt Zorn  
Ticket Office Phone: 866-IUSPORTS  
Website: IUHoosiers.com  
Twitter: @IndianaFootball, @CoachAllenIU  
Facebook: /IndianaFootball  
Instagram: /IndianaFootball

**Head Coach**

Head Coach: Tom Allen  
(Maranatha Baptist '92; Indiana '02)  
Record at Indiana (Years): 5-8 (Second Year)\*  
Career Record (Years): 5-8 (Second Year)\*  
**\*Coached in the 2016 Foster Farms Bowl**

**Coaching Staff**

Mike DeBord - Associate Head Coach/OC/TE  
Mark Hagen - Co-Defensive Coordinator/DL  
Mike Hart - Assistant Head Coach/RB  
Grant Heard - Passing Game Coordinator/WR  
Darren Hiller - Run Game Coordinator/OL  
William Inge - Special Teams Coordinator  
Brandon Shelby - CB  
Nick Sheridan - QB  
Kasey Teegardin - S  
Kane Wommack - LB

**Media Relations**

Football Contact: Jeff Keag  
Office Phone: 812-855-6209  
Cell Phone: 812-219-2925  
Email: jkeag@indiana.edu  
Secondary Contact: Greg Kincaid  
Office Phone: 812-855-4770  
Cell Phone: 786-972-1299  
Email: grkincai@indiana.edu  
Fax: 812-855-9401  
Press Box Phone: 812-855-2754

**Team Information**

Offensive Formation: Multiple  
Defensive Formation: Multiple  
Starters Returning/Lost: 16/11  
Letterwinners Returning/Lost: 52/30  
Offense: 29/8  
Defense: 20/20  
Special Teams: 3/2  
2017 Overall Record: 5-7  
2017 Big Ten Record/Finish: 2-7/T-6th (East)

**Stadium Information**

Name: Memorial Stadium (FieldTurf)  
Capacity: 52,656  
Largest Crowd/Year: 56,223 vs. Purdue, 1969

**NUMERICAL ROSTER**

No.	Name	Pos.	Ht.	Wt.	Cl./Elg.	Hometown/Last School
1	Burgess, Juwan	DB	6-1	191	So./Fr.	Tampa, Fla./Plant
2	Taylor, Reese	QB	5-11	184	Fr./Fr.	Indianapolis, Ind./Ben Davis
3	Fryfogle, Ty*	WR	6-2	212	So./So.	Lucedale, Miss./George County
4	Ellison, Morgan*	RB	6-1	232	So./So.	Pickerington, Ohio/Pickerington Central
5	Harris II, J-Shun**	WR/RS	5-8	172	Sr./5th	Fishers, Ind./Fishers
6	Hale, Donovan***	WR	6-4	229	Sr./Jr.	Largo, Fla./Largo
6	Head Jr., James	DL	6-5	248	Fr./Fr.	Miami, Fla./Southridge
7	Jones, Reakwon**	LB	6-2	235	Sr./Jr.	Lynn Haven, Fla./A. Crawford Mosley
7	Fiacable, Mike*	QB	6-1	208	Sr./Jr.	Fort Wayne, Ind./Bishop Dwenger
8	Miller, James	LB	6-2	231	Fr./Fr.	Brandon, Fla./Armwood
8	Pabst, Johnny	QB	6-1	211	So./Fr.	Lincolnwood, Ill./Niles West
9	Crawford, Jonathan***	DB	6-2	196	Sr./Sr.	Largo, Fla./Largo
9	Penix Jr., Michael	QB	6-3	206	Fr./Fr.	Tampa, Fla./Tampa Bay Tech
12	Ramsey, Peyton*	QB	6-2	210	Jr./So.	Cincinnati, Ohio/Elder
13	James, Isaac**	DB	5-11	197	Sr./Jr.	Carmel, Ind./Carmel
14	Brown Jr., Andre***	DB	6-0	200	Sr./Jr.	Decatur, Ga./Columbia
15	Westbrook, Nick***	WR	6-3	215	Sr./Jr.	Lake Mary, Fla./Lake Mary
16	Johnson, Jamar	DB	6-1	200	Fr./Fr.	Sarasota, Fla./Riverview
16	Felton, David	WR	6-2	221	So./Fr.	Evansville, Ind./Harrison
17	Layne, Raheem*	DB	6-1	195	So./So.	Deland, Fla./Sebastian River
17	Berry, Justin*	WR	6-0	202	Jr./So.	Charleston, S.C./West Ashley
18	King, Jonathan	DL	6-3	270	Fr./Fr.	Tampa, Fla./Tampa Tech
19	Pierre, Noah	DB	5-11	173	Fr./Fr.	Hialeah, Fla./Champagnat Catholic
19	Shaytovich, Luke	WR	5-8	171	Fr./Fr.	Avon, Ind./Avon
20	Gest, Cole**	RB	5-8	194	Jr./So.	Lyndhurst, Ohio/St. Edward
20	Daniels, Joseph	DB	5-8	202	Fr./Fr.	Johns Creek, Ga./Chattahoochee
21	Scott, Stevie	RB	6-2	236	Fr./Fr.	Syracuse, N.Y./Christian Brothers
22	Philyor, Whop*	WR	5-11	180	So./So.	Tampa, Fla./Plant
23	Williams, Jaylin	DB	6-0	179	Fr./Fr.	Memphis, Tenn./Germantown
23	Walker Jr., Ronnie	RB	5-11	206	Fr./Fr.	Hopewell, Va./Hopewell
24	Majette, Mike***	RB	5-11	215	Sr./Sr.	Woodbridge, Va./Woodbridge Senior
24	Strieter, Owen	DB	6-1	192	So./Fr.	LaPorte, Ind./LaPorte
25	Timian, Luke***	WR	6-0	195	Sr./5th	Southlake, Texas/Oklahoma State Univer.
26	Nelson, Craig	RB	5-10	191	So./Fr.	Miami, Fla./Booker T. Washington
27	Matthews, Devon	DB	6-2	206	Fr./Fr.	Jacksonville, Fla./Ribault
28	Riggins, A'Shon**	DB	6-0	188	Jr./Jr.	Hamilton, Ohio/Hamilton
28	Pechac, Kristian	RB	5-11	210	Fr./Fr.	Bloomington, Ind./Bloomington South
29	Bryant, Khalil**	DB	5-10	202	Jr./Jr.	Jacksonville, Fla./First Coast
30	Jusevitch, Jordan	DB	6-1	206	Fr./Fr.	Lowell, Ind./Lowell
30	Ellis, Bradley	WR	6-2	189	Fr./Fr.	Collierville, Tenn./Briarcrest Christian
31	Fitzgerald, Bryant	DB	6-0	214	So./Fr.	Indianapolis, Ind./Avon
33	Brookins, Ricky***	RB	5-8	188	Sr./5th	Terre Haute, Ind./Terre Haute North
33	Peterson, Jordan	DB	5-11	183	Jr./So.	Avon, Ind./Saint Joseph's College
34	Jones, Cam	LB	6-3	219	Fr./Fr.	Memphis, Tenn./Saint Benedict at Auburndale
35	Sykes, Nile**	DL	6-2	252	Sr./5th	Oak Park, Ill./Montini Catholic
35	Moran, Jack	WR	6-2	185	So./Fr.	Northfield, Ill./Loyola Academy
36	Conrad, Drew*	P	6-2	190	Jr./So.	Greenwood, Ind./Center Grove
37	Lloyd, Ahrod	RB	5-11	193	So./Fr.	Indianapolis, Ind./Park Tudor
38	Thomas, Connor*	RB	5-8	189	Jr./So.	Clarksville, Tenn./Clarksville Academy
38	Boyd, Jeremy	DB	5-9	182	So./Fr.	Indianapolis, Ind./Ben Davis
39	Gajcak, Chris**	WR	6-2	201	Sr./Jr.	Lisle, Ill./Naperville North
41	Burnam, Mo	LB	6-2	228	So./Fr.	Conyers, Ga./Salem
42	Ball, Marcelino**	DB	6-0	222	Jr./So.	Roswell, Ga./Roswell
43	Willis Jr., Dameon	LB	6-1	225	Sr./5th	Cleveland, Ohio/Saint Ignatius
44	Allen, Thomas	LB	6-3	236	So./Fr.	Tampa, Fla./Plant
45	Roof, T.D.	LB	5-11	224	So./So.	Buford, Ga./Georgia Tech
46	Casey, Aaron	LB	6-2	227	Fr./Fr.	Douglasville, Ga./Alexander
46	Slusher, Samuel	LB	6-0	190	So./Fr.	Greensburg, Ind./Greensburg
47	McFadden, Micah	LB	6-2	227	Fr./Fr.	Tampa, Fla./Plant
49	Norris, Madison	DL	6-5	207	Fr./Fr.	Indianapolis, Ind./Hamilton Southeastern
50	Linder, Nick	OL	6-3	306	Gr./Gr.	Fort Lauderdale, Fla./Univ. of Miami
50	Brown, Joshua**	DL	6-0	265	Sr./Jr.	Hillsborough, N.J./Hillsborough
51	Barwick Jr., Mike**	DL	6-0	307	Sr./5th	Cincinnati, Ohio/Summit Country Day
51	Nworah, Mackenzie*	OL	6-4	300	Jr./So.	Houston, Texas/Manvel
52	Samuels, Kayton	DL	6-0	325	Gr./Gr.	Ellenwood, Ga./Syracuse Univ.
52	Love, DaVondre**	OL	6-7	300	Sr./Jr.	St. Louis, Mo./Affton

**ALPHABETICAL ROSTER**

44	Allen, Thomas	LB
65	Altamari, Dominic	OL
71	Baker, Delroy***	OL
42	Ball, Marcelino**	DB
51	Barwick Jr., Mike**	DL
78	Beery, Britt	OL
17	Berry, Justin*	WR
89	Bjorson, Matt	TE
88	Bonner, Shaun*	TE
54	Bowen, Ja'merez**	DL
38	Boyd, Jeremy	DB
33	Brookins, Ricky***	RB
14	Brown Jr., Andre***	DB
50	Brown, Joshua**	DL
92	Bryant, Alfred	DL
29	Bryant, Khalil**	DB
1	Burgess, Juwan	DB
41	Burnam, Mo	LB
93	Campbell, Charles	K
87	Cardillo, Jack	K
46	Casey, Aaron	LB
36	Conrad, Drew*	P
9	Crawford, Jonathan***	DB
57	Crider, Harry*	OL
54	Cronk, Coy**	OL
20	Daniels, Joseph	DB
70	Dellinger, Zenden	OL
83	Dorris, Austin**	TE
30	Ellis, Bradley	WR
4	Ellison, Morgan*	RB
69	Everett, Gavin*	DL
16	Felton, David	WR
7	Fiacable, Mike*	QB
31	Fitzgerald, Bryant	DB
3	Fryfogle, Ty*	WR
39	Gajcak, Chris**	WR
20	Gest, Cole**	RB
97	Godsil, Dan***	LS
75	Greene, Tommy	OL
6	Hale, Donovan***	WR
5	Harris II, J-Shun**	WR/RS
6	Head Jr., James	DL
86	Hendershot, Peyton*	TE
82	Hewitt, Jacolby	WR
89	Hiltunen, Elijah	K
84	Ivy, T.J.	TE
13	James, Isaac**	DB
16	Johnson, Jamar	DB
98	Johnson, Jerome*	DL
77	Jones, Caleb	OL
34	Jones, Cam	LB
7	Jones, Reakwon**	LB
96	Jones, Shamar	DL
30	Jusevitch, Jordan	DB
82	Justus, Logan	K
18	King, Jonathan	DL
62	Knight, Brandon***	OL
17	Layne, Raheem*	DB
60	Limbach, Jacob	LS
50	Linder, Nick	OL
68	Littlejohn, Hunter**	OL
37	Lloyd, Ahrod	RB
52	Love, DaVondre**	OL
24	Majette, Mike***	RB
74	Marozas, Nick	OL
80	Marshall, Miles	WR
76	Martin, Wes***	OL

No.	Name	Pos.	Ht.	Wt.	Cl./Elg.	Hometown/Last School
53	Stamm, Andrew	LB	6-2	217	Jr./So.	Connersville, Ind./Connersville
54	Cronk, Coy**	OL	6-5	309	Jr./Jr.	Lafayette, Ind./Central Catholic
54	Bowen, Ja'merez**	DL	6-4	311	Sr./5th	Cleveland, Ohio/Univ. of Cincinnati
55	McGinnis, Michael*	LB	6-2	237	Sr./5th	Allentown, N.J./ASA (N.Y.) College
57	Crider, Harry*	OL	6-4	306	So./So.	Columbus, Ind./Columbus East
58	Ostrowski, Jake	DL	6-4	239	So./Fr.	Fort Wayne, Ind./Ball State Univ.
59	McCabe, Gavin	DL	6-4	261	Fr./Fr.	Oak Lawn, Ill./Marist
60	Limbach, Jacob	LS	6-1	216	Jr./So.	Greenwood, Ind./Univ. of Indianapolis
61	Ramacca, Nick*	OL	6-2	285	Sr./Jr.	Bohemia, N.Y./Connetquot
62	Knight, Brandon***	OL	6-5	307	Sr./Sr.	Noblesville, Ind./Noblesville
64	Smith, Ryan	OL	6-5	282	So./Fr.	Loveland, Ohio/Moeller
65	Altimari, Dominic	OL	6-4	323	So./Fr.	Cincinnati, Ohio/St. Xavier
66	Rafferty, Aidan	OL	6-6	280	Fr./Fr.	Kensington, Md./Gonzaga College
68	Littlejohn, Hunter**	OL	6-3	304	Sr./Jr.	Powell, Ohio/Olentangy Liberty
69	Everett, Gavin*	DL	6-3	262	Sr./Jr.	Center Grove, Ind./Western Illinois Univ.
70	Dellinger, Zenden	OL	6-7	325	So./Fr.	Fort Wayne, Ind./Western Michigan Univ.
71	Baker, Delroy***	OL	6-6	316	Sr./5th	Ocala, Fla./Admiral Farragut Academy
72	Stepaniak, Simon**	OL	6-4	311	Sr./Jr.	Hamilton, Ohio/Ross
74	Marozas, Nick	OL	6-5	265	Fr./Fr.	Chicago, Ill./Brother Rice
75	Greene, Tommy	OL	6-2	258	Fr./Fr.	Chicago, Ill./Marist
76	Martin, Wes***	OL	6-3	316	Sr./5th	West Milton, Ohio/Milton-Union
77	Jones, Caleb	OL	6-8	360	So./Fr.	Indianapolis, Ind./Lawrence North
78	Beery, Britt	OL	6-6	301	So./Fr.	Carmel, Ind./Carmel
79	O'Connor, Charlie	OL	6-2	296	Fr./Fr.	Western Springs, Ill./Lyons Township
80	Marshall, Miles	WR	6-4	210	Fr./Fr.	Lilburn, Ga./Parkview
82	Justus, Logan	K	5-11	180	Sr./Jr.	McCordsville, Ind./Mt. Vernon
82	Hewitt, Jacobly	WR	6-1	200	Fr./Fr.	Cordova, Tenn./Cordova
83	Dorris, Austin**	TE	6-5	252	Sr./Jr.	Shadyside, Ohio/Shadyside
84	Ivy, TJ	TE	6-5	247	Fr./Fr.	Chicago, Ill./Marist
85	Watercutter, Ryan**	TE	6-2	231	Sr./5th	Fort Wayne, Ind./Bishop Dwenger
86	Hendershot, Peyton*	TE	6-4	245	So./Fr.	North Salem, Ind./Tri-West
87	Ziemba, Michael*	DL	6-3	264	So./So.	Lake Mary, Fla./Lake Mary
87	Cardillo, Jack	K	6-1	174	So./Fr.	Evergreen, Colo./Evergreen
88	Bonner, Shaun*	TE	6-3	253	Jr./So.	Moultrie, Ga./Colquitt County
89	Bjorson, Matt	TE	6-3	237	Fr./Fr.	Hinsdale, Ill./Hinsdale Central
89	Hiltunen, Elijah	K	6-4	175	So./Fr.	Indianapolis, Ind./North Central
90	Smolar, Jared	K	5-11	209	Jr./So.	Valparaiso, Ind./Rutgers Univ.
90	Schneider, Connor	DL	6-2	233	So./Fr.	Elkhart, Ind./Northern Illinois Univ.
91	Robinson, Jacob***	DL	6-4	295	Sr./Sr.	Westfield, Ind./Westfield
92	Bryant, Alfred	DL	6-2	254	So./Fr.	Fresno, Texas/Manvel
93	Campbell, Charles	K	5-9	172	Fr./Fr.	Jackson, Tenn./University School of Jackson
93	Minor Jr., LeShaun*	DL	6-3	310	So./So.	Indianapolis, Ind./Ben Davis
94	Whitehead, Haydon*	P	6-2	205	Sr./Jr.	Melbourne, Australia/McKinnon Secondary
95	Wilson, Brandon**	DL	6-3	285	Sr./Jr.	Winter Garden, Fla./West Orange
96	Jones, Shamar	DL	6-1	274	Fr./Fr.	Johnstown, Pa./Greater Johnstown
97	Godsil, Dan***	LS	6-4	233	Sr./Sr.	Ottawa, Ohio/Ottawa-Glandorf
97	Reece, Tramar	DL	6-4	252	So./Fr.	Clearwater, Fla./Clearwater
98	Johnson, Jerome*	DL	6-3	295	Jr./So.	Bassfield, Miss./Bassfield
99	Stallings IV, Allen**	DL	6-2	247	Jr./Jr.	Maywood, Ill./Oak Park and River Forest
99	Snyder, Nathanael	K	6-1	190	Jr./So.	Greenwood, Ind./Center Grove

\* - indicates number of varsity letters earned at Indiana

No.	Name	Pos.
27	Matthews, Devon	DB
59	McCabe, Gavin	DL
47	McFadden, Micah	LB
55	McGinnis, Michael*	LB
8	Miller, James	LB
93	Minor Jr., LeShaun*	DL
35	Moran, Jack	WR
26	Nelson, Craig	RB
49	Norris, Madison	DL
51	Nworah, Mackenzie*	OL
79	O'Connor, Charlie	OL
58	Ostrowski, Jake	DL
8	Pabst, Johnny	QB
28	Pechac, Kristian	RB
9	Penix Jr., Michael	QB
33	Peterson, Jordan	DB
22	Philyor, Whop*	WR
19	Pierre, Noah	DB
66	Rafferty, Aidan	OL
61	Ramacca, Nick*	OL
12	Ramsey, Peyton*	QB
97	Reece, Tramar	DL
28	Riggins, A'Shon**	DB
91	Robinson, Jacob***	DL
45	Roof, T.D.	LB
52	Samuels, Kayton	DL
90	Schneider, Connor	DL
21	Scott, Stevie	RB
19	Shayotovitch, Luke	WR
46	Slusher, Samuel	LB
64	Smith, Ryan	OL
90	Smolar, Jared	K
99	Snyder, Nathanael	K
99	Stallings IV, Allen**	DL
53	Stamm, Andrew	LB
72	Stepaniak, Simon**	OL
24	Strieter, Owen	DB
35	Sykes, Nile**	DL
2	Taylor, Reese	ATH
38	Thomas, Connor*	RB
25	Timian, Luke***	WR
23	Walker Jr., Ronnie	RB
85	Watercutter, Ryan**	TE
15	Westbrook, Nick***	WR
94	Whitehead, Haydon*	P
23	Williams, Jaylin	DB
43	Willis Jr., Dameon***	LB
95	Wilson, Brandon**	DL
87	Ziemba, Michael*	DL

\* - indicates number of varsity letters earned at Indiana

## COACHING STAFF

- Tom Allen - Head Coach
- Mike DeBord - Associate Head Coach/OC/TE
- Mark Hagen - Co-Defensive Coordinator/DL
- Mike Hart - Assistant Head Coach/RB
- Grant Heard - Passing Game Coordinator/WR
- Darren Hiller - Run Game Coordinator/OL
- William Inge - Special Teams Coordinator
- Brandon Shelby - CB
- Nick Sheridan - QB
- Kasey Teegardin - S
- Kane Wommack - LB

Indiana University's football program receives some of the most extensive media coverage in the country. Learfield Communications holds the exclusive rights as IU's official radio outlet.

Headquartered in Jefferson City, Mo., Learfield Communications oversees the multimedia rights and sponsorship initiatives for nearly 130 collegiate partners throughout the country.

For 46 years, Learfield has excelled in administering the multimedia rights for a host of reputable colleges and universities. It provides exclusive sports programming to close to 1,200 radio stations throughout the country. Learfield's strategic affiliation with Team Services, LLC, also affords its partners a distinct advantage in the areas of venue consulting, naming rights and market research.



**DON FISCHER**

This marks the 46th year that Don Fischer has been the radio play-by-play "voice" of Indiana University football and men's basketball games. He shares the fourth-longest football radio tenure in the nation. The past 32 years,

Fischer has worked as an independent contractor and is currently serving the Indiana University Radio Network owned by Learfield Communications out of Jefferson City, Mo.

In addition to broadcasting the games, Fischer hosts the weekly coaches radio talk shows for both the football and men's basketball programs. Fischer also offers stations a weekly talk show about IU football and basketball that airs in several markets around the state during the school year.

Fischer does freelance sportscasting, which included handling for 23 years the pre-season television play-by-play for the NFL's Indianapolis Colts (1995-2017).

During his 45 years with IU, Fischer has been named Indiana Sportscaster of the Year 29 times by two different organizations. The National Sportscasters and Sportswriters Association has awarded him 25 times, while the Indiana Sportswriters and Sportscasters Association has named him its honoree four times.

He received the inaugural Woody Durham College Voice Award from the National Sports Media

Association, the University of North Carolina and Learfield Sports in June of 2018.

In October of 2010, Fischer was one of eight inductees into the Indiana Broadcast Pioneers Richard M. Fairbanks Hall of Fame. The Indiana Sportswriters and Sportscasters Association (ISSA) inducted Fischer into the ISSA Hall of Fame in 2004.

He has won several awards for best play-by-play performance, and he has been honored by IU with the J.W. Bill Orwig Medal, that goes to non-alumni for distinguished service to the University.

Fischer also has been named an Honorary "I" Man. In addition, the City of Indianapolis, and the State of Indiana have each honored Fischer with a special "Recognition Day" for his service and abilities as the play-by-play broadcaster for IU.

He has broadcast over 1,900 Indiana University games - a total that includes 10 bowl games, four NCAA basketball championship games and two N.I.T. championship games.

From 1973 through 1987, he worked for ABC Radio, Canada's CBC and several additional major market radio stations, including WIRE in Indianapolis, as their source for reports during the month of May coverage of the Indianapolis 500. During that period, Fischer also served WIRE and Network Indiana, a statewide news network, as their sports director.

A native of Rochelle, Ill., Fischer has been in the radio business for 52 years with stops in Butte, Mont.; Ottawa, Ill.; Springfield, Ill.; and Terre Haute, Ind. Fischer has four sons and 12 grandchildren. Don and his wife, Susy, reside in Greenwood, Ind.



**BUCK SUHR**

Buck Suhr rejoined the Indiana University Football Radio Network as color commentator in 2010. Suhr, who served in the same capacity from 1997-2001, reunited with the Voice of the Hoosiers, Don Fischer, and Joe Smith (pre-game, post-game and halftime).

Suhr was a member of the Hoosier football program for 18 years as a running backs coach and administrator. He spent 12 seasons (1984-95) as running backs coach under IU's all-time winningest coach, Bill Mallory. After his stint as a coach, where he tutored All-America selections Anthony Thompson

and Vaughn Dunbar, Suhr was named administrative assistant to the head coach and athletic director from 1996-2001.

As running backs coach, Suhr helped direct one of the nation's most productive rushing attacks. From 1984-95, the Hoosiers had three different 1,000-yard rushers who topped that mark on six separate occasions. In 1988, the IU offense rushed for a then-school record 2,963 yards.

During his tenure, Suhr coached Thompson, the 1989 Heisman Trophy runner-up, along with Dunbar and Alex Smith, the 1994 UPI National Freshman of the Year.

Suhr and his wife, Jane, are the parents Errek and the deceased Jenny Suhr. Errek played in 74 games and earned four letters as a guard for the IU men's basketball program from 2004-07. They have four grandchildren: Addy, Hayden, Taylor and Mack.



**JOE SMITH**

Joe Smith is in his 35th year with the IU Radio Network. He has handled pre-game, halftime, and post-game duties for Indiana football and men's basketball since 1983. Smith, the sports director of WGCL-AM 1370 in Bloomington, is in his

49th year of radio broadcasting in Bloomington. He began his broadcasting career in 1969 at WAIK Radio in Galesburg, Ill. From 1973-89, Smith worked on "RFD-4 Agri-Business Show" on WTTV-4 with the late Bob Cook. In 1998, Smith was named Indiana Sportscaster of the Year and in April 2003, he was inducted into the Indiana Sportswriters/Sportscasters Hall of Fame. Smith handled the IU TV Warmup Shows from 1978-82 and hosted several IU Coaches Shows from 1983-96 and again from 2002-04.

In June 2004, Smith received the J.W. Bill Orwig Medal that goes to non-alumni for distinguished service to the University.

Smith has two children, both of whom are Indiana University graduates. Jeff, currently resides in Brownsburg, Ind., with his wife, Kristen, and their sons, Jayden, Kaleb and Logan. Joe's daughter, Jamie, and her husband, Eric, currently reside in Bloomington with their son, Ethan and two daughters, Emerson and Carolina.

**RADIO AFFILIATES**

Batesville - 103.9 WRBI-FM  
 Bedford - 105.5 WQRK-FM  
 Bloomington - 105.1 WHCC-FM  
 Boonville - 1540 WBNL-AM  
 Columbus - 102.9 WXCH-FM  
 Evansville - 1400 WEOA-AM  
 Evansville - 98.5 WEOA-FM  
 Fort Wayne - 1250 WGL-AM  
 Fort Wayne - 102.9 WGL-FM  
 French Lick - 100.1 WFLQ-FM

Indianapolis - 1070 WFNI-AM  
 Indianapolis - 107.5 WFNI-FM  
 Indianapolis - 93.1 WIBC-FM  
 Internet - Sidearm Sports  
 Jasper - 104.7 WITZ-FM  
 Jeffersonville - 1450 WXVW-AM  
 Kendallville - 1140 WAWK-AM  
 Kendallville - 95.5 WAWK-FM  
 Kokomo - 1350 WIOU-AM  
 Ligonier - 102.7 WLEG-FM

Linton - 93.3 WQTY-FM  
 Loogootee - 94.5 WRZR-FM  
 Louisville - 1450 WXVW-AM  
 Madison - 1270 WXGO-AM  
 Madison - 96.7 WORX-FM  
 Marion - 1400 WBAT-AM  
 Michigan City - 95.9 WEFM-FM  
 Mount Vernon - 106.7 WYFX-FM  
 Richmond - 95.3 WHON-AM  
 Salem - 1220 WSLM-AM

Salem - 97.9 WSLM-FM  
 Satellite Radio - Sirius XM  
 Seymour - 92.7 WXKU-FM  
 South Bend - 103.1 WHME-FM  
 Tell City - 1230 WTCJ-AM  
 Tell City - 91.5 WTCJ-FM  
 Terre Haute - 105.5 WZJKI-FM  
 Vincennes - 92.1 WZDM-FM

**\* Affiliates Subject To Change**

**#3 TY FRYFOGLE**

Receptions \_\_\_\_\_ 1, vs. CSU, 10/7/17  
 Receiving Yards \_\_\_\_\_ 13, vs. CSU, 10/7/17  
 Long Reception \_\_\_\_\_ 13, vs. CSU, 10/7/17

**#4 MORGAN ELLISON**

Carries \_\_\_\_\_ 25, vs. GS, 9/23/17  
 Rushing Yards \_\_\_\_\_ 186, vs. GS, 9/23/17  
 Longest Rush \_\_\_\_\_ 45, vs. Rutgers, 11/18/17  
 Rushing TDs \_\_\_\_\_ 2 (2x), last vs. Rutgers, 11/18/17  
 Receptions \_\_\_\_\_ 2 (2x), last at Illinois, 11/11/17  
 Receiving Yards \_\_\_\_\_ 30, at Illinois, 11/11/17  
 Long Reception \_\_\_\_\_ 18, at Illinois, 11/11/17  
 All-Purpose Yards \_\_\_\_\_ 194, vs. GS, 9/23/17

**#5 J-SHUN HARRIS II**

Receptions \_\_\_\_\_ 7, at Bowling Green, 9/13/14  
 Receiving Yards \_\_\_\_\_ 68, at Bowling Green, 9/13/14  
 Long Reception \_\_\_\_\_ 33, at Mizzou, 9/20/14  
 Receiving TDs \_\_\_\_\_ 1 (2x), last at Mizzou, 9/20/14  
 Punt Returns \_\_\_\_\_ 5, at Virginia, 9/9/17  
 Punt Return Yards \_\_\_\_\_ 109, at Virginia, 9/9/17  
 Long Punt Return \_\_\_\_\_ 70, vs. GS, 9/23/17  
 Punt Return TDs \_\_\_\_\_ 1 (2x), last vs. GS, 9/23/17

**#6 DONAVAN HALE**

Receptions \_\_\_\_\_ 5, vs. Ohio State, 8/31/17  
 Receiving Yards \_\_\_\_\_ 67, vs. Ohio State, 8/31/17  
 Long Reception \_\_\_\_\_ 49, vs. Wake Forest, 9/24/16  
 Receiving TDs \_\_\_\_\_ 1 (2x), last Virginia, 9/9/17  
 Kick Returns \_\_\_\_\_ 3, vs. Purdue, 11/26/16  
 Punt Return Yards \_\_\_\_\_ 40, vs. Purdue, 11/26/16  
 Long Punt Return \_\_\_\_\_ 19, vs. Purdue, 11/26/16

**#12 PEYTON RAMSEY**

Completions \_\_\_\_\_ 32, vs. CSU, 10/7/17  
 Pass Attempts \_\_\_\_\_ 41 (3x), last at Maryland, 10/28/17  
 Passing Yards \_\_\_\_\_ 321, vs. CSU, 10/7/17  
 Longest Completion \_\_\_\_\_ 45, vs. CSU, 10/7/17  
 Passing TDs \_\_\_\_\_ 3, at Maryland, 10/28/17  
 Carries \_\_\_\_\_ 15 (2x), last at Michigan State, 10/21/17  
 Rushing Yards \_\_\_\_\_ 54, vs. CSU, 10/7/17  
 Longest Rush \_\_\_\_\_ 26, at Virginia, 9/9/17  
 Rushing Touchdowns \_\_\_\_\_ 1 (2x), last vs. CSU, 10/7/17

**#15 NICK WESTBROOK**

Receptions \_\_\_\_\_ 10, at Northwestern, 10/22/16  
 Receiving Yards \_\_\_\_\_ 133, vs. Ball State 9/10/16  
 Long Reception \_\_\_\_\_ 79, vs. Ball State, 9/10/16  
 Receiving TDs \_\_\_\_\_ 2 (2x), vs. Wake Forest, 9/24/16  
 Carries \_\_\_\_\_ 1, at Northwestern, 10/22/16  
 Rushing Yards \_\_\_\_\_ 3, at Northwestern, 10/22/16  
 Longest Rush \_\_\_\_\_ 3, at Northwestern, 10/22/16  
 Rushing TDs \_\_\_\_\_ 1, at Northwestern, 10/22/16

**#20 COLE GEST**

Carries \_\_\_\_\_ 23, vs. Rutgers, 11/18/17  
 Rushing Yards \_\_\_\_\_ 104, vs. Rutgers, 11/18/17  
 Longest Rush \_\_\_\_\_ 42, vs. GS, 9/23/17  
 Rushing TDs \_\_\_\_\_ 1, vs. Rutgers, 11/18/17  
 Receptions \_\_\_\_\_ 3, at Illinois, 11/11/17  
 Receiving Yards \_\_\_\_\_ 28, at Maryland, 10/28/17  
 Receiving TDs \_\_\_\_\_ 1, at Maryland, 10/28/17  
 Long Reception \_\_\_\_\_ 23, at Maryland, 10/28/17  
 Kick Returns \_\_\_\_\_ 3, vs. Ball State, 9/10/16  
 Kick Return Yards \_\_\_\_\_ 68, vs. Ball State, 9/10/16  
 Long Kick Return \_\_\_\_\_ 24 (2x), last vs. WF, 9/24/16  
 All-Purpose Yards \_\_\_\_\_ 113, vs. Rutgers, 11/18/17

**#22 WHOP PHILYOR**

Receptions \_\_\_\_\_ 13, at Maryland, 10/28/17  
 Receiving Yards \_\_\_\_\_ 127, at Maryland, 10/28/17  
 Long Reception \_\_\_\_\_ 36, vs. Rutgers, 11/18/17  
 Receiving TDs \_\_\_\_\_ 1 (3x), last at Purdue, 11/25/17  
 Carries \_\_\_\_\_ 3, at Penn State, 10/14/17  
 Rushing Yards \_\_\_\_\_ 13, at Penn State, 10/14/17  
 Longest Rush \_\_\_\_\_ 8, at Penn State, 10/14/17

**#24 MIKE MAJETTE**

Carries \_\_\_\_\_ 12, at Virginia, 9/9/17  
 Rushing Yards \_\_\_\_\_ 83, vs. Rutgers, 10/7/15  
 Longest Rush \_\_\_\_\_ 48, vs. Ball State, 9/10/16  
 Receptions \_\_\_\_\_ 5, vs. Michigan, 10/14/17  
 Receiving Yards \_\_\_\_\_ 54, at FIU, 9/1/16  
 Long Reception \_\_\_\_\_ 28, at FIU, 9/1/16  
 Receiving TDs \_\_\_\_\_ 1, vs. Rutgers, 10/7/15  
 All-Purpose Yards \_\_\_\_\_ 116, vs. Rutgers, 10/7/15

**#25 LUKE TIMIAN**

Receptions \_\_\_\_\_ 13, at Maryland, 10/28/17  
 Receiving Yards \_\_\_\_\_ 95, vs. Michigan, 10/14/17  
 Long Reception \_\_\_\_\_ 40, vs. Michigan State, 10/1/16  
 Receiving TDs \_\_\_\_\_ 1 (4x), last at Purdue, 11/18/17  
 Carries \_\_\_\_\_ 1, at Illinois, 11/11/17  
 Rushing Yards \_\_\_\_\_ 4, at Illinois, 11/11/17  
 Longest Rush \_\_\_\_\_ 4, at Illinois, 11/11/17  
 Punt Returns \_\_\_\_\_ 4 (2x), last at Illinois, 11/11/17  
 Punt Return Yards \_\_\_\_\_ 43, vs. CSU, 10/7/17  
 Long Punt Return \_\_\_\_\_ 16, vs. CSU, 10/7/17

**#33 RICKY BROOKINS**

Carries \_\_\_\_\_ 12, vs. Utah, 12/28/16  
 Rushing Yards \_\_\_\_\_ 71, at Purdue, 11/25/17  
 Longest Rush \_\_\_\_\_ 64, at Purdue, 11/25/17  
 Rushing TDs \_\_\_\_\_ 1, at Penn State, 9/30/17  
 Receptions \_\_\_\_\_ 8, at Purdue, 11/25/17  
 Receiving Yards \_\_\_\_\_ 48, at Purdue, 11/25/17  
 Long Reception \_\_\_\_\_ 17 (2x), at Maryland, 10/28/17  
 Kick Returns \_\_\_\_\_ 3, vs. Ohio State, 10/3/15  
 Kick Return Yards \_\_\_\_\_ 49, vs. Ohio State, 10/3/15  
 Long Kick Return \_\_\_\_\_ 27, vs. Penn State, 11/12/16  
 All-Purpose Yards \_\_\_\_\_ 119, at Purdue, 11/25/17

**#85 RYAN WATERCUTTER**

Receptions \_\_\_\_\_ 3, vs. CSU, 10/7/17  
 Receiving Yards \_\_\_\_\_ 23, vs. Ohio State, 8/31/17  
 Long Reception \_\_\_\_\_ 17, vs. Ohio State, 8/31/17

**#94 HAYDON WHITEHEAD**

Punts \_\_\_\_\_ 9 (4x), last at Purdue, 11/25/17  
 Career Long \_\_\_\_\_ 56, at Virginia, 9/9/17  
 Punting Average \_\_\_\_\_ 43.7, at Michigan State, 10/21/17  
 Inside 20 \_\_\_\_\_ 5, at Illinois, 11/11/17

**#7 REAKWON JONES**

Tackles \_\_\_\_\_ 3, vs. CSU, 10/7/17  
Solo Tackles \_\_\_\_\_ 2, vs. CSU, 10/7/17

**#9 JONATHAN CRAWFORD**

Tackles \_\_\_\_\_ 11, at Virginia, 9/9/17  
Solo Tackles \_\_\_\_\_ 8, vs. Maryland, 10/29/16  
Tackles for Loss \_\_\_\_\_ 1 (4x), last at Purdue, 11/25/17  
Sacks \_\_\_\_\_ 1, vs. Rutgers, 10/17/15  
Interceptions \_\_\_\_\_ 2 (2x), last vs. Purdue, 11/26/16  
Long INT Return \_\_\_\_\_ 18, vs. Duke, 12/26/15  
Pass Breakups \_\_\_\_\_ 3, at Northwestern, 10/22/16  
Forced Fumbles \_\_\_\_\_ 1 (2x), last vs. Utah, 12/28/16  
Fumble Recoveries \_\_\_\_\_ 2, vs. Ball State, 9/10/16  
Blocked Kicks \_\_\_\_\_ 1 (2x), last at Penn State, 9/30/17

**#13 ISAAC JAMES**

Tackles \_\_\_\_\_ 2, at Michigan State, 10/21/17  
Solo Tackles \_\_\_\_\_ 1 (2x), last vs. Rutgers, 11/18/17

**#14 ANDRE BROWN JR.**

Tackles \_\_\_\_\_ 8, at Illinois, 11/11/17  
Solo Tackles \_\_\_\_\_ 5 (2x), last vs. GS, 9/23/17  
Tackles for Loss \_\_\_\_\_ 1 (2x), last at Illinois, 11/21/17  
Pass Breakups \_\_\_\_\_ 1 (5x), last vs. CSU, 10/7/17  
Forced Fumbles \_\_\_\_\_ 1, vs. GS, 9/23/17  
Fumble Recoveries \_\_\_\_\_ 1 (2x), last vs. GS, 9/23/17

**#17 RAHEEM LAYNE**

Tackles \_\_\_\_\_ 3 (2x), last vs. GS, 9/23/17  
Solo Tackles \_\_\_\_\_ 3 (2x), last vs. GS, 9/23/17

**#28 A'SHON RIGGINS**

Tackles \_\_\_\_\_ 7, at Virginia, 9/9/17  
Solo Tackles \_\_\_\_\_ 5 (3x), vs. Purdue, 11/26/16  
Tackles for Loss \_\_\_\_\_ 1 (2x), at Rutgers, 11/5/16  
Sacks \_\_\_\_\_ 1, vs. Ball State, 9/10/16  
Interceptions \_\_\_\_\_ 1, at Ohio State, 10/8/16  
Long INT Return \_\_\_\_\_ 31, at Ohio State, 10/8/16  
Pass Breakups \_\_\_\_\_ 2 (3x), last at Virginia, 9/9/17  
Fumbles Forced \_\_\_\_\_ 1, vs. Ball State, 9/10/16

**#29 KHALIL BRYANT**

Tackles \_\_\_\_\_ 5, vs. GS, 9/23/17  
Solo Tackles \_\_\_\_\_ 3, vs. GS, 9/23/17

**#35 NILE SYKES**

Tackles \_\_\_\_\_ 4, at Northwestern, 10/22/16  
Solo Tackles \_\_\_\_\_ 4, at Northwestern, 10/22/16  
Tackles for Loss \_\_\_\_\_ 3, at Northwestern, 10/22/16  
Sacks \_\_\_\_\_ 2, at Northwestern, 10/22/16  
Pass Breakups \_\_\_\_\_ 1 (2x), last vs. Purdue, 11/26/16  
Fumble Recoveries \_\_\_\_\_ 1, vs. Michigan State, 10/1/16

**#42 MARCELINO BALL**

Tackles \_\_\_\_\_ 10 (2x), last vs. Ohio State, 8/31/17  
Solo Tackles \_\_\_\_\_ 8 (2x), last at Northwestern, 8/22/16  
Tackles for Loss \_\_\_\_\_ 1.5, at Northwestern, 10/22/16  
Interceptions \_\_\_\_\_ 1 (2x), last vs. Maryland, 10/29/16  
Pass Breakups \_\_\_\_\_ 2 (2x), last vs. Maryland, 10/29/16  
Fumbles Recovered \_\_\_\_\_ 1, vs. Maryland, 10/29/16

**#43 DAMEON WILLIS JR.**

Tackles \_\_\_\_\_ 7, at Michigan State, 10/21/17  
Solo Tackles \_\_\_\_\_ 4, vs. Ball State, 9/10/16  
Tackles for Loss \_\_\_\_\_ 0.5 (4x), last at Michigan State, 10/21/17  
Pass Breakups \_\_\_\_\_ 1, at Virginia, 9/9/17  
Forced Fumbles \_\_\_\_\_ 1, at Maryland, 11/21/15  
Fumble Recoveries \_\_\_\_\_ 1, at Purdue, 11/28/15

**#45 T.D. ROOF**

Tackles \_\_\_\_\_ 6, at Duke, 11/18/17  
Solo Tackles \_\_\_\_\_ 4, at Duke, 11/18/17  
Tackles for Loss \_\_\_\_\_ 2, vs. Jacksonville State, 9/9/17  
Sacks \_\_\_\_\_ 2, vs. Jacksonville State, 9/9/17

**#51 MIKE BARWICK JR.**

Tackles \_\_\_\_\_ 5, at Penn State, 9/30/17  
Solo Tackles \_\_\_\_\_ 2 (7x), last at Virginia, 9/9/17  
Sacks \_\_\_\_\_ 1 (4x), last at Maryland, 10/28/17  
Tackles for Loss \_\_\_\_\_ 1.5, vs. CSU, 10/7/17  
Pass Breakups \_\_\_\_\_ 1 (2x), last vs. Purdue, 11/26/16

**#52 KAYTON SAMUELS**

Tackles \_\_\_\_\_ 3 (3x), last at N.C. State, 9/30/17  
Solo Tackles \_\_\_\_\_ 2 (2x), last at N.C. State, 9/30/17  
Tackles for Loss \_\_\_\_\_ 1 (3x), last at LSU, 9/23/17  
Sacks \_\_\_\_\_ 1, last at LSU, 9/23/17  
Fumble Recoveries \_\_\_\_\_ 1, vs. Rhode Island, 9/4/15  
Blocked Kicks \_\_\_\_\_ 1, vs. Wake Forest, 11/11/17

**#54 JA'MEREZ BOWEN**

Tackles \_\_\_\_\_ 2 (4x), last at Illinois, 11/11/17  
Solo Tackles \_\_\_\_\_ 2, vs. Wisconsin, 11/4/17  
Tackles for Loss \_\_\_\_\_ 0.5, vs. Rutgers, 11/18/17  
Sacks \_\_\_\_\_ 0.5, vs. Rutgers, 11/18/17

**#55 MIKE MCGINNIS**

Tackles \_\_\_\_\_ 2 (2x), last at Illinois, 11/11/17  
Solo Tackles \_\_\_\_\_ 1 (3x), last vs. Rutgers, 11/18/17  
Tackles for Loss \_\_\_\_\_ 1, vs. CSU, 10/7/17  
Sacks \_\_\_\_\_ 0.5, vs. CSU, 10/7/17

**#69 GAVIN EVERETT**

Tackles \_\_\_\_\_ 2 (2x), last at Purdue, 11/25/17  
Solo Tackles \_\_\_\_\_ 2, at Purdue, 11/25/17  
Tackles for Loss \_\_\_\_\_ 0.5, at Illinois, 11/11/17  
Fumbles Forced \_\_\_\_\_ 1, at Purdue, 11/25/17

**#91 JACOB ROBINSON**

Tackles \_\_\_\_\_ 7, at Illinois, 11/11/17  
Solo Tackles \_\_\_\_\_ 4, at Illinois, 11/11/17  
Tackles for Loss \_\_\_\_\_ 3.5, at Illinois, 11/11/17  
Sacks \_\_\_\_\_ 2, at Illinois, 11/11/17  
Pass Breakups \_\_\_\_\_ 1, vs. CSU, 10/7/17

**#93 LESHAUN MINOR JR.**

Tackles \_\_\_\_\_ 3, vs. Ohio State, 8/31/17  
Solo Tackles \_\_\_\_\_ 2, vs. Ohio State, 8/31/17  
Sacks \_\_\_\_\_ 1, vs. GS, 9/23/17  
Tackles for Loss \_\_\_\_\_ 1 (2x), last vs. CSU, 10/7/17  
Pass Breakups \_\_\_\_\_ 1, at Virginia, 9/9/17

**#95 BRANDON WILSON**

Tackles \_\_\_\_\_ 4, at Penn State, 9/30/17  
Solo Tackles \_\_\_\_\_ 1 (5x), last at Penn State, 9/30/17  
Tackles for Loss \_\_\_\_\_ 0.5, at Penn State, 9/30/17

**#97 DAN GODSIL**

Tackles \_\_\_\_\_ 3, at Penn State, 10/10/15  
Solo Tackles \_\_\_\_\_ 2, at Penn State, 10/10/15

**#98 JEROME JOHNSON**

Tackles \_\_\_\_\_ 4, at Virginia, 9/9/17  
Solo Tackles \_\_\_\_\_ 3, at Virginia, 9/9/17  
Sacks \_\_\_\_\_ 1, at Maryland, 10/28/17  
Tackles for Loss \_\_\_\_\_ 1.5, vs. Wisconsin, 11/4/17

**#99 ALLEN STALLINGS IV**

Tackles \_\_\_\_\_ 4, vs. GS, 9/23/17  
Solo Tackles \_\_\_\_\_ 3, vs. GS, 9/23/17  
Sacks \_\_\_\_\_ 1 (2x), at Penn State, 9/30/17  
Tackles for Loss \_\_\_\_\_ 1.5, vs. GS, 9/23/17  
Forced Fumbles \_\_\_\_\_ 1, vs. Wisconsin, 11/4/17



**DELROY BAKER**  
**71** OL • 6-6, 317 • Sr.-5th  
 Ocala, Fla. • Admiral Farragut Academy

**2017 BIO**

Played in 10 games at right tackle and right guard ... started four times at right tackle ... Indiana finished third in the Big Ten (35th nationally) in passing offense (265.7), and sixth in scoring offense (26.8) and total offense (395.8) ... IU offensive player of the game (Rutgers).



**MARCELINO BALL**  
**42** DB • 6-0, 210 • So.-R  
 Roswell, Ga. • Roswell

**2017 BIO**

Started the first three games at the husky position before he suffered a season-ending injury and received a medical redshirt ... posted 20 tackles, 13 solo, a half-tackle for loss and one quarterback hurry ... recorded his second career double-digit stop game and matched his career-high with 10, seven solo, and the half-TFL in the season opener against No. 2 Ohio State ... followed that up with eight tackles in the win at Virginia.

**BALL'S CAREER STATS**

	GP/GS	Solo	Ast	Total	Sack	TFL	FF	FR-Yds	Int-Yds	QBH	PBU
2016	13/12	60	15	75	-	4.5-11	-	1-0	2-(-5)	2	8
2017	3/3	13	7	20	-	0.5-0	-	-	-	1	-
<b>Totals</b>	<b>16/15</b>	<b>73</b>	<b>22</b>	<b>95</b>	<b>-</b>	<b>5-11</b>	<b>-</b>	<b>1-0</b>	<b>2-(-5)</b>	<b>3</b>	<b>8</b>

**BALL'S CAREER GAME-BY-GAME**

Opponent	Solo	Ast	Total	TFL-Yds	Sacks	FF	FR-Yds	Int-Yds	QBH	PBU
2017										
Ohio State	7	3	10	0.5-0	-	-	-	-	-	-
at Virginia	4	4	8	-	-	-	-	-	-	-
GS	2	0	2	-	-	-	-	-	1	-
<b>Totals</b>	<b>13</b>	<b>7</b>	<b>20</b>	<b>0.5-0</b>	<b>-</b>	<b>-</b>	<b>-</b>	<b>-</b>	<b>1</b>	<b>-</b>
2016										
at FIU	1	4	5	-	-	-	-	-	-	1
Ball State	8	-	8	-	-	-	-	1-0	-	-
Wake Forest	7	2	9	-	-	-	-	-	-	1
Michigan State	5	-	5	-	-	-	-	-	1	-
at Ohio State	4	1	5	-	-	-	-	-	-	-
Nebraska	5	1	6	1-3	-	-	-	-	-	2
at N'western	8	2	10	1.5-3	-	-	-	-	-	1
Maryland	6	2	8	1-1	-	-	1-0	1-(-5)	-	2
at Rutgers	7	2	9	1-4	-	-	-	-	-	-
Penn State	3	-	3	-	-	-	-	-	-	-
at Michigan	-	1	1	-	-	-	-	-	1	-
Purdue	4	-	4	-	-	-	-	-	-	-
vs. Utah	2	-	2	-	-	-	-	-	-	1
<b>Totals</b>	<b>60</b>	<b>15</b>	<b>75</b>	<b>4.5-11</b>	<b>-</b>	<b>-</b>	<b>1-0</b>	<b>2-(-5)</b>	<b>2</b>	<b>8</b>



**MIKE BARWICK, JR.**  
**51** DL • 6-0, 295 • Sr.-5th  
 Cincinnati, Ohio • Summit Country Day

**2017 BIO**

Played in all 12 games and made his first career start in the Charleston Southern win ... collected 24 tackles, 11 solo, with two sacks, three for loss and one quarterback hurry ... made a career-high five stops, with a half-TFL, at No. 4 Penn State ... tallied four tackles, one sack and a career-best 1.5 stops for loss in his start ... recorded one sack at Maryland.

**BARWICK'S CAREER STATS**

	GP/GS	Solo	Ast	Total	Sack	TFL	FF	FR-Yds	Int-Yds	QBH	PBU
2016	13/-	15	7	22	2-15	2.5-15	-	-	-	1	2
2017	11/1	11	13	24	2-8	3-12	-	-	-	1	-
<b>Totals</b>	<b>25/1</b>	<b>26</b>	<b>20</b>	<b>46</b>	<b>4-23</b>	<b>5.5-27</b>	<b>-</b>	<b>-</b>	<b>-</b>	<b>2</b>	<b>2</b>

**BARWICK'S CAREER GAME-BY-GAME**

Opponent	Solo	Ast	Total	TFL-Yds	Sacks	FF	FR-Yds	Int-Yds	QBH	PBU
2017										
Ohio State	2	1	3	-	-	-	-	-	-	-
at Virginia	2	-	2	-	-	-	-	-	-	-
GS	-	1	1	-	-	-	-	-	-	-
at Penn State	1	4	5	0.5-3	-	-	-	-	-	-
CSU	2	2	4	1.5-4	1-3	-	-	-	-	-
Michigan	1	1	2	-	-	-	-	-	-	-
at Michigan St.	-	1	1	-	-	-	-	-	-	-
at Maryland	1	1	2	1-5	1-5	-	-	-	-	-
Wisconsin	1	1	2	-	-	-	-	-	-	-
at Illinois	-	1	1	-	-	-	-	-	1	-
Rutgers	1	-	1	-	-	-	-	-	-	-
at Purdue	-	-	-	-	-	-	-	-	-	-
<b>Totals</b>	<b>11</b>	<b>13</b>	<b>24</b>	<b>3-12</b>	<b>2-8</b>	<b>-</b>	<b>-</b>	<b>-</b>	<b>1</b>	<b>-</b>
2016										
at FIU	1	-	1	-	-	-	-	-	-	1
Ball State	-	-	-	-	-	-	-	-	-	-
Wake Forest	-	-	-	-	-	-	-	-	-	-
Michigan State	1	1	2	-	-	-	-	-	-	-
at Ohio State	1	1	2	-	-	-	-	-	-	-
Nebraska	1	-	1	-	-	-	-	-	-	-
at N'western	2	1	3	1.0-7	1.0-7	-	-	-	1	-
Maryland	2	1	3	0.5-0	-	-	-	-	-	-
at Rutgers	2	1	3	-	-	-	-	-	-	-
Penn State	-	-	-	-	-	-	-	-	-	-
at Michigan	1	-	1	1.0-8	1.0-8	-	-	-	-	-
Purdue	2	1	3	-	-	-	-	-	-	1
vs. Utah	2	1	3	-	-	-	-	-	-	-
<b>Totals</b>	<b>15</b>	<b>7</b>	<b>22</b>	<b>2.5-15</b>	<b>2.0-15</b>	<b>-</b>	<b>-</b>	<b>-</b>	<b>1</b>	<b>2</b>



**JA'MEREZ BOWEN**  
**54** DL • 6-4, 310 • Sr.-5th  
 Cleveland, Ohio • University of Cincinnati

**2017 BIO**

Played in nine games ... collected 10 tackles, five solo, with a half for loss ... recorded two stops apiece in four contests and the half-TFL in the Rutgers win.

**BOWEN'S CAREER STATS**

	GP/GS	Solo	Ast	Total	Sack	TFL	FF	FR-Yds	Int-Yds	QBH	PBU
2016	6/0	2	0	2	0-0	0-0	0	0-0	0-0	0	0
2017	9/0	5	5	10	0.5-4	0.5-4	0	0-0	0-0	0	0
<b>Totals</b>	<b>15/0</b>	<b>7</b>	<b>5</b>	<b>12</b>	<b>0.5-4</b>	<b>0.5-4</b>	<b>0</b>	<b>0-0</b>	<b>0-0</b>	<b>0</b>	<b>0</b>

**BOWEN'S CAREER GAME-BY-GAME**

Opponent	Solo	Ast	Total	TFL-Yds	Sacks	FF	FR-Yds	Int-Yds	QBH	PBU
2017										
GS	1	1	2	-	-	-	-	-	-	-
at Penn State	-	2	2	-	-	-	-	-	-	-
CSU	1	-	1	-	-	-	-	-	-	-
Michigan	-	-	-	-	-	-	-	-	-	-
at Michigan St.	-	-	-	-	-	-	-	-	-	-
Wisconsin	2	-	2	-	-	-	-	-	-	-
at Illinois	1	1	2	-	-	-	-	-	-	-
Rutgers	-	1	1	0.5-4	0.5-4	-	-	-	-	-
at Purdue	-	-	-	-	-	-	-	-	-	-
<b>Totals</b>	<b>5</b>	<b>5</b>	<b>10</b>	<b>0.5-4</b>	<b>0.5-4</b>	<b>-</b>	<b>-</b>	<b>-</b>	<b>-</b>	<b>-</b>
2016										
at FIU	1	-	1	-	-	-	-	-	-	-
Ball State	-	-	-	-	-	-	-	-	-	-
Wake Forest	1	-	1	-	-	-	-	-	-	-
Michigan State	-	-	-	-	-	-	-	-	-	-
at Ohio State	-	-	-	-	-	-	-	-	-	-
Purdue	-	-	-	-	-	-	-	-	-	-
<b>Totals</b>	<b>2</b>	<b>-</b>	<b>2</b>	<b>-</b>	<b>-</b>	<b>-</b>	<b>-</b>	<b>-</b>	<b>-</b>	<b>-</b>



**RICKY BROOKINS**

**33**

**RB • 5-8, 190 • Sr.-5th**  
Terre Haute, Ind. • Terre Haute

**2017 BIO**

Earned the team's Corby Davis Memorial Award (Outstanding Back)...Played in all 12 games ... rushed 11 times for 88 yards with one touchdown ... caught 19 passes for 124 yards ... led Indiana running backs in receptions and finished second in receiving yardage ... set career-highs in rushing yardage (71), long rush (64), catches (8) and receiving yardage (48) at Purdue ... IU offensive player of the week (Michigan State) ... earned a scholarship for the 2017 season during preseason camp.

**BROOKINS' CAREER STATS - RUSHING**

	GP/GS	Car	Yds	Avg/C	Avg/G	TD	Lg	High
2015	7/-	10	72	7.2	10.3	-	40-PU	64-PU
2016	13/-	20	82	4.1	6.3	-	20-Utah	53-Utah
2017	12/-	11	88	8.0	7.3	1	64-PU	71-PU
<b>Totals</b>	<b>32/-</b>	<b>41</b>	<b>242</b>	<b>5.9</b>	<b>7.6</b>	<b>1</b>	<b>64-PU</b>	<b>71-PU</b>

**BROOKINS' CAREER STATS - RECEIVING**

	GP/GS	Rec	Yds	Avg/C	Avg/G	TD	Lg	High
2015	7/-	-	-	-	-	-	-	-
2016	13/-	4	16	4.0	1.2	-	11-Utah	11-Utah
2017	12/-	19	124	6.5	10.3	-	17-GS	48-PU
<b>Totals</b>	<b>32/-</b>	<b>23</b>	<b>140</b>	<b>6.1</b>	<b>4.4</b>	<b>-</b>	<b>17-GS</b>	<b>48-PU</b>

**BROOKINS' CAREER STATS - KICK RETURNS**

	GP/GS	No	Yds	Avg/R	Avg/G	TD	Lg	High
2015	7/0	10	72	17.2	24.6	0	21-FIU	49-OSU
2016	13/0	4	63	15.8	4.8	0	27-PSU	27-PSU
2017	12/0	0	0	0	0	0	-	-
<b>Totals</b>	<b>32/0</b>	<b>14</b>	<b>235</b>	<b>16.8</b>	<b>7.3</b>	<b>0</b>	<b>27-PSU</b>	<b>49-OSU</b>

**BROOKINS' GAME-BY-GAME**

2017 Opponent	Rushing				Receiving				Kick Returns			
	No.	Yds	TD	Lg	No.	Yds	TD	Lg	No.	Yds	TD	Lg
Ohio State	0	0	0	0	0	0	0	0	0	0	0	0
at Virginia	0	0	0	0	1	8	0	8	0	0	0	0
GS	0	0	0	0	1	17	0	17	0	0	0	0
at Penn State	3	4	1	2	1	2	0	2	0	0	0	0
CSU	0	0	0	0	2	15	0	8	0	0	0	0
Michigan	0	0	0	0	0	0	0	0	0	0	0	0
at Michigan St.	0	0	0	0	2	15	0	12	0	0	0	0
at Maryland	4	11	0	3	2	12	0	17	0	0	0	0
Wisconsin	1	2	0	2	1	5	0	5	0	0	0	0
at Illinois	0	0	0	0	1	2	0	2	0	0	0	0
Rutgers	1	0	0	0	0	0	0	0	0	0	0	0
at Purdue	2	71	0	64	8	48	0	10	0	0	0	0
<b>Totals</b>	<b>11</b>	<b>88</b>	<b>1</b>	<b>64</b>	<b>19</b>	<b>124</b>	<b>0</b>	<b>17</b>	<b>0</b>	<b>0</b>	<b>0</b>	<b>0</b>
2016 Opponent	Rushing				Receiving				Kick Returns			
	No.	Yds	TD	Lg	No.	Yds	TD	Lg	No.	Yds	TD	Lg
at FIU	0	0	0	0	0	0	0	0	0	0	0	0
Ball State	0	0	0	0	1	0	0	0	0	0	0	0
Wake Forest	0	0	0	0	0	0	0	0	0	0	0	0
Michigan State	0	0	0	0	0	0	0	0	0	0	0	0
at Ohio State	0	0	0	0	0	0	0	0	0	0	0	0
Nebraska	0	0	0	0	0	0	0	0	0	0	0	0
at N'western	0	0	0	0	0	0	0	0	0	0	0	0
Maryland	0	0	0	0	0	0	0	0	0	0	0	0
at Rutgers	0	0	0	0	0	0	0	0	0	0	0	0
Penn State	1	2	0	2	2	5	0	9	1	27	0	27
at Michigan	2	7	0	6	0	0	0	0	0	0	0	0
Purdue	5	20	0	10	0	0	0	0	2	17	0	15
vs. Utah	12	53	0	20	1	11	0	11	1	19	0	19
<b>Totals</b>	<b>20</b>	<b>82</b>	<b>0</b>	<b>20</b>	<b>4</b>	<b>16</b>	<b>0</b>	<b>11</b>	<b>4</b>	<b>63</b>	<b>0</b>	<b>27</b>
2015 Opponent	Rushing				Receiving				Kick Returns			
	No.	Yds	TD	Lg	No.	Yds	TD	Lg	No.	Yds	TD	Lg
Southern Ill.	0	0	0	0	0	0	0	0	2	35	0	18
FIU	0	0	0	0	0	0	0	0	1	21	0	21
WKU	0	0	0	0	0	0	0	0	0	0	0	0
at Wake Forest	0	0	0	0	0	0	0	0	2	33	0	18
Ohio State	0	0	0	0	0	0	0	0	3	49	0	18
at Purdue	7	64	0	40	0	0	0	0	0	0	0	0
vs. Duke	3	8	0	4	0	0	0	0	2	34	0	18
<b>Totals</b>	<b>10</b>	<b>72</b>	<b>0</b>	<b>40</b>	<b>0</b>	<b>0</b>	<b>0</b>	<b>0</b>	<b>10</b>	<b>172</b>	<b>0</b>	<b>21</b>



**ANDRE BROWN JR.**

**14**

**DB • 6-0, 195 • Jr.-R**  
Decatur, Ga. • Columbia

**2017 BIO**

Started 10 times and played in 11 games at cornerback ... collected 33 tackles, 22 solo, with three for loss, one forced fumble, one fumble recovery (returned for a touchdown) and one pass breakup ... forced the fumble and returned it 22 yards for a score in the Georgia Southern win ... added a career-high-tying five solo stops ... made a career-high eight tackles, one for loss, in the victory at Illinois ... posted four stops at No. 4 Penn State (1 TFL) and at No. 18 Michigan State (half-TFL) ... IU defensive player of the week (Georgia Southern) ... Academic All-Big Ten selection.

**BROWN'S CAREER STATS**

	GP/GS	Solo	Ast	Total	Sack	TFL	FF	FR-Yds	Int-Yds	QBH	PBU
2015	9/8	27	8	35	-	0	0	1-0	-	-	4
2016	-	-	-	-	-	-	-	-	-	-	-
2017	11/9	22	11	33	-	3-6	1	1-22	-	-	1
<b>Totals</b>	<b>20/17</b>	<b>49</b>	<b>19</b>	<b>68</b>	<b>-</b>	<b>3-6</b>	<b>1</b>	<b>2-22</b>	<b>-</b>	<b>-</b>	<b>5</b>

**BROWN'S GAME-BY-GAME**

2017 Opponent	Solo	Ast	Total	TFL-Yds	Sacks	FF	FR-Yds	Int-Yds	QBH	PBU
	Ohio State	2	-	2	-	-	-	-	-	-
at Virginia	1	-	1	-	-	-	-	-	-	-
GS	5	-	5	-	-	1	1-22	-	-	-
at Penn State	2	2	4	1.0-4	-	-	-	-	-	-
CSU	-	-	-	-	-	-	-	-	-	1
Michigan	-	1	1	-	-	-	-	-	-	-
at Michigan St.	1	3	4	0.5-1	-	-	-	-	-	-
at Maryland	2	0	2	-	-	-	-	-	-	-
Wisconsin	1	1	2	0.5-0	-	-	-	-	-	-
at Illinois	4	4	8	1.0-1	-	-	-	-	-	-
at Purdue	4	-	4	-	-	-	-	-	-	-
<b>Totals</b>	<b>22</b>	<b>11</b>	<b>33</b>	<b>3-6</b>	<b>-</b>	<b>1</b>	<b>1-22</b>	<b>-</b>	<b>-</b>	<b>1</b>
2016 Opponent	Solo	Ast	Total	TFL-Yds	Sacks	FF	FR-Yds	Int-Yds	QBH	PBU
	Southern Ill.	1	1	2	-	-	0	1-0	-	0
FIU	5	1	6	-	-	0	-	-	0	1
WKU	3	1	4	-	-	0	-	-	0	0
at Wake Forest	3	0	3	-	-	0	-	-	0	1
Ohio State	2	0	2	-	-	0	-	-	0	0
at Penn State	3	2	5	-	-	0	-	-	0	0
Rutgers	4	1	5	-	-	0	-	-	0	0
at Michigan St.	3	1	4	-	-	0	-	-	0	1
Iowa	3	1	4	-	-	0	-	-	0	1
<b>Totals</b>	<b>27</b>	<b>8</b>	<b>35</b>	<b>-</b>	<b>-</b>	<b>0</b>	<b>1-0</b>	<b>-</b>	<b>0</b>	<b>4</b>



**KHALIL BRYANT**

**29**

**DB • 5-10, 202 • Jr.**  
Jacksonville, Fla. • First Coast

**2017 BIO**

Appeared in 11 games at safety and on special teams ... collected nine tackles, five solo ... posted a career-high five stops in the Georgia Southern win.

**BRYANT'S CAREER STATS**

	GP/GS	Solo	Ast	Total	Sack	TFL	FF	FR-Yds	Int-Yds	QBH	PBU
2016	11/-	2	1	3	-	-	-	-	-	-	-
2017	11/-	5	4	9	-	-	-	-	-	-	-
<b>Totals</b>	<b>22/-</b>	<b>7</b>	<b>5</b>	<b>12</b>	<b>-</b>	<b>-</b>	<b>-</b>	<b>-</b>	<b>-</b>	<b>-</b>	<b>-</b>

**BRYANT'S GAME-BY-GAME**

2017 Opponent	Solo	Ast	Total	TFL-Yds	Sacks	FF	FR-Yds	Int-Yds	QBH	PBU
	Ohio State	-	-	-	-	-	-	-	-	-
at Virginia	-	1	1	-	-	-	-	-	-	-
GS	3	2	5	-	-	-	-	-	-	-
at Penn State	-	-	-	-	-	-	-	-	-	-
CSU	2	-	2	-	-	-	-	-	-	-
Michigan	-	-	-	-	-	-	-	-	-	-
at Maryland	-	-	-	-	-	-	-	-	-	-
Wisconsin	-	-	-	-	-	-	-	-	-	-
at Illinois	-	-	-	-	-	-	-	-	-	-
Rutgers	-	1	1	-	-	-	-	-	-	-
at Purdue	-	-	-	-	-	-	-	-	-	-
<b>Totals</b>	<b>5</b>	<b>4</b>	<b>9</b>	<b>-</b>	<b>-</b>	<b>-</b>	<b>-</b>	<b>-</b>	<b>-</b>	<b>-</b>

2016

Opponent	Solo	Ast	Total	TFL-Yds	Sacks	FF	FR-Yds	Int-Yds	QBH	PBU
at FIU	2	0	2	-	-	-	-	-	-	-
Ball State	0	0	0	-	-	-	-	-	-	-
Wake Forest	0	0	-	-	-	-	-	-	-	-
Michigan State	-	-	-	-	-	-	-	-	-	-
Nebraska	-	-	-	-	-	-	-	-	-	-
at N'western	-	-	-	-	-	-	-	-	-	-
at Rutgers	-	-	-	-	-	-	-	-	-	-
Penn State	-	-	-	-	-	-	-	-	-	-
at Michigan	-	-	-	-	-	-	-	-	-	-
Purdue	-	-	-	-	-	-	-	-	-	-
vs Utah	-	1	1	-	-	-	-	-	-	-
<b>Totals</b>	<b>2</b>	<b>1</b>	<b>3</b>	-	-	-	-	-	-	-



**JONATHAN CRAWFORD**

9

DB • 6-2, 196 • Sr.  
Largo, Fla. • Largo

Crawford has started all 38 career games at safety. He is the current Hoosiers leader with 209 tackles, 135 solos, 16 pass breakups, eight interceptions, five fumble recoveries, two forced fumbles (tied), 13 takeaways and two blocked kicks.

2017 BIO

Honorable mention All-Big Ten (coaches and media)...posted 62 tackles (4th on the team), 42 solo (5th), three tackles for loss, eight pass breakups (2nd), one interception (T-2nd), one fumble recovery (T-2nd) and one blocked field goal ... started all 12 games at safety ... collected a career-high 11 tackles, his first career game in double digits, with six solo stops and one PBU in the win at Virginia ... tallied eight tackles, one for loss, with the fumble recovery at No. 18 Michigan State ... picked off the pass and blocked the field goal at No. 4 Penn State ... matched a career-high with eight solos, one for loss, in the season finale at Purdue ... secured nine stops, six solo, with one breakup against No. 17 Michigan ... recorded two PBUs in the victory at Illinois (5 tackles) and at No. 4 Wisconsin (4 tackles) ... IU special teams player of the week (Penn State) ... game captain (Virginia).

CRAWFORD'S CAREER STATS

	GP/GS	Solo	Ast	Total	Sack	TFL	FF	FR-Yds	Int-Yds	QBH	PBU
2015	13/13	48	28	76	1-9	1-9	1	-	4-33	-	1
2016	13/13	45	26	71	-	0.5-1	1	4-0	3-16	1	7
2017	12/12	42	20	62	-	3-8	-	1-0	1-0	-	8
<b>Totals</b>	<b>38/38</b>	<b>135</b>	<b>74</b>	<b>209</b>	<b>1-9</b>	<b>4.5-14</b>	<b>2</b>	<b>5-0</b>	<b>8-49</b>	<b>1</b>	<b>16</b>

CRAWFORD'S GAME-BY-GAME

2017

Opponent	Solo	Ast	Total	TFL-Yds	Sacks	FF	FR-Yds	Int-Yds	QBH	PBU
Ohio State	2	2	4	-	-	-	-	-	-	-
at Virginia	6	5	11	-	-	-	-	-	-	1
GS	3	0	3	-	-	-	-	-	-	-
at Penn State	2	1	3	-	-	-	-	1-0	-	1
CSU	1	0	1	1-3	-	-	-	-	-	1
Michigan	6	3	9	-	-	-	-	-	-	1
at Michigan St.	4	4	8	1-1	-	-	1-0	-	-	-
at Maryland	2	1	3	-	-	-	-	-	-	-
Wisconsin	3	1	4	-	-	-	-	-	-	2
at Illinois	3	2	5	-	-	-	-	-	-	2
Rutgers	2	1	3	-	-	-	-	-	-	-
at Purdue	8	-	8	1.0-4	-	-	-	-	-	-
<b>Totals</b>	<b>42</b>	<b>20</b>	<b>62</b>	<b>3-8</b>	-	-	<b>1-0</b>	<b>1-0</b>	-	<b>8</b>

2016

Opponent	Solo	Ast	Total	TFL-Yds	Sacks	FF	FR-Yds	Int-Yds	QBH	PBU
at FIU	5	2	7	-	-	-	-	-	-	-
Ball State	3	2	5	0.5-1	-	-	2-0	-	-	-
Wake Forest	4	3	7	-	-	-	-	-	-	1
Michigan St.	1	1	2	-	-	-	-	-	-	-
at Ohio State	1	6	7	-	-	-	-	-	-	-
Nebraska	5	2	7	-	-	-	-	1-4	-	1
at N'western	1	1	2	-	-	-	-	-	-	3
Maryland	8	1	9	-	-	-	-	-	-	-
at Rutgers	4	5	9	-	-	-	-	-	-	-
Penn State	2	-	2	-	-	-	-	-	-	2
at Michigan	2	3	5	-	-	-	-	-	1	-
Purdue	3	-	3	-	-	-	1-0	2-12	-	-
vs Utah	6	-	6	-	-	-	1-0	-	-	-
<b>Totals</b>	<b>45</b>	<b>26</b>	<b>71</b>	<b>0.5-1</b>	-	<b>1</b>	<b>4-0</b>	<b>3-16</b>	<b>1</b>	<b>7</b>

2015

Opponent	Solo	Ast	Total	TFL-Yds	Sacks	FF	FR-Yds	Int-Yds	QBH	PBU
SIU	6	2	8	-	-	-	-	-	-	-
FIU	3	3	6	-	-	-	-	-	-	-
WKU	1	3	4	-	-	-	-	2-15	-	-
at Wake Forest	2	4	6	-	-	-	-	-	-	-
Ohio State	2	2	4	-	-	-	-	-	-	-
at Penn State	4	1	5	-	-	-	-	-	-	-
Rutgers	5	1	6	1.0-9	1.0-9	1	-	-	-	-
at Michigan St.	3	4	7	-	-	-	-	-	-	1
Iowa	6	-	6	-	-	-	-	-	-	-
Michigan	4	1	5	-	-	-	-	1-0	-	-
at Maryland	4	2	6	-	-	-	-	-	-	-
at Purdue	4	-	4	-	-	-	-	-	-	-
vs Duke	4	5	9	-	-	-	-	1-18	-	-
<b>Totals</b>	<b>48</b>	<b>28</b>	<b>76</b>	<b>1.0-9</b>	<b>1.0-9</b>	<b>1</b>	-	<b>4-33</b>	-	<b>1</b>



**COY CRONK**

54

OL • 6-5, 309 • Jr.  
Lafayette, Ind. • Central Catholic

Cronk has started 25 consecutive games at left tackle since his arrival at Indiana.

2017 BIO

Started all 12 games at left tackle ... Indiana finished third in the Big Ten (35th nationally) in passing offense (265.7), and sixth in scoring offense (26.8) and total offense (395.8) ... IU offensive player of the game (Rutgers).



**MORGAN ELLISON**

4

RB • 6-1, 232 • So.  
Pickerington, Ohio • Pickerington Central

2017 BIO

Big Ten Freshman of the Week (Georgia Southern and Rutgers) ... IU's Offensive Newcomer of the Year ... honorable mention BTN.com Big Ten All-Freshman ... led the team with 704 yards, 143 attempts (4.9 average), six touchdowns and 64.0 yards per game ... TDs and average per rush share second, yardage is fourth, and carries and yards per game rank fifth on Indiana's true freshman single-season lists ... caught nine passes for 60 yards ... started eight times and played in 11 games ... ranked third among Big Ten true freshman running backs in scores (T-9 nationally) and yardage (10th nationally) ... posted two 100-yard games ... lost just 21 yards on the 143 carries ... in his first career start in the Georgia Southern win, he turned in the fourth-highest true freshman rushing total in program history with career-highs in yardage (186), attempts (25) and touchdowns (2) ... averaged 7.4 per rush ... collected 149 yards on 15 rushes (9.9) with two TDs and a career-long rush of 45 yards in the Rutgers victory ... carried the ball 14 times for 68 yards (4.9) with one score against No. 17 Michigan ... IU offensive player of the week (Georgia Southern).

ELLISON'S CAREER STATS - RUSHING

	GP/GS	Car	Yds	Avg/C	Avg/G	TD	Lg	High
2017	11/8	143	704	4.9	64.0	6	45-RU	186-GS
<b>Totals</b>	<b>11/8</b>	<b>143</b>	<b>704</b>	<b>4.9</b>	<b>64.0</b>	<b>6</b>	<b>45-RU</b>	<b>186-GS</b>

ELLISON'S CAREER STATS - RECEIVING

	GP/GS	Rec	Yds	Avg/C	Avg/G	TD	Lg	High
2017	11/8	9	60	6.7	5.5	-	18-ILL	30-ILL
<b>Totals</b>	<b>11/8</b>	<b>9</b>	<b>60</b>	<b>6.7</b>	<b>5.5</b>	<b>-</b>	<b>18-ILL</b>	<b>30-ILL</b>

ELLISON'S GAME-BY-GAME

Opponent	Rushing				Receiving			
	No.	Yds	TD	Lg	No.	Yds	TD	Lg
Ohio State	7	24	-	8	1	4	-	4
at Virginia	12	47	-	9	1	4	-	4
GS	25	186	2	34	1	8	-	8
at Penn State	9	53	-	18	-	-	-	-
CSU	16	48	-	9	-	-	-	-
Michigan	14	68	1	31	-	-	-	-
at Michigan St.	17	47	-	7	2	15	-	12
Wisconsin	6	17	-	11	1	2	-	2
at Illinois	13	49	1	10	2	30	-	18
Rutgers	15	149	2	45	1	-3	-	0
at Purdue	9	16	-	7	-	-	-	-
<b>Totals</b>	<b>143</b>	<b>704</b>	<b>6</b>	<b>45</b>	<b>9</b>	<b>60</b>	<b>-</b>	<b>18</b>



## COLE GEST

20

RB • 5-8, 194 • So.-R  
Lyndhurst, Ohio • St. Edward

### 2017 BIO

Finished second on the team with 428 yards on 93 attempts (4.6 average) with one touchdown in 10 games with one start (at Maryland) ... his 428 yards were the fourth-highest freshman total in the Big Ten ... made 10 catches for 83 yards and one TD ... reached the century mark for the first time with 104 yards on a career-high 23 carries (4.5) with one score in the Rutgers win ... ran for 82 yards on 17 attempts (4.8) the previous weekend in the victory at Illinois ... added a career-best three receptions for 27 yards to push his career-high all-purpose yardage total to 109 ... recorded 40-plus yards over three straight weeks vs. Georgia Southern (45), at No. 4 Penn State (48) and vs. Charleston Southern (47) ... pulled in a 23-yard touchdown and finished with a career-high 28 yards on two catches at Maryland ... IU offensive player of the game (Illinois) ... Academic All-Big Ten selection.

### GEST'S CAREER STATS - RUSHING

	GP/GS	Car	Yds	Avg/C	Avg/G	TD	Lg	High
2016	3/-	10	47	4.7	15.7	-	15-WF	22-WF
2017	10/1	93	428	4.6	42.8	1	42-GA	104-RU
<b>Totals</b>	<b>13/1</b>	<b>103</b>	<b>475</b>	<b>4.6</b>	<b>36.5</b>	<b>1</b>	<b>42-GA</b>	<b>104-RU</b>

### GEST'S CAREER STATS - RECEIVING

	GP/GS	Rec	Yds	Avg/C	Avg/G	TD	Lg	High
2016	3/-	1	2	2.0	0.7	-	2-BSU	2-BSU
2017	10/1	10	83	8.3	8.3	1	23-MD	28-MD
<b>Totals</b>	<b>13/1</b>	<b>11</b>	<b>85</b>	<b>7.7</b>	<b>6.5</b>	<b>1</b>	<b>23-MD</b>	<b>28-MD</b>

### GEST'S CAREER STATS - KICK RETURNS

	GP/GS	No	Yds	Avg/R	Avg/G	TD	Lg	High
2016	3/-	5	110	22.0	36.7	-	24-WF	68-BSU
2017	10/1	1	21	21.0	2.1	-	21-CSU	21-CSU
<b>Totals</b>	<b>13/1</b>	<b>6</b>	<b>131</b>	<b>21.8</b>	<b>10.1</b>	<b>-</b>	<b>24-WF</b>	<b>68-BSU</b>

### GEST'S GAME-BY-GAME

2017	Opponent	Rushing				Receiving				Kick Returns			
		No.	Yds	TD	Lg	No.	Yds	TD	Lg	No.	Yds	TD	Lg
	Ohio State	2	5	-	4	2	12	-	12	-	-	-	-
	at Virginia	2	8	-	7	-	-	-	-	-	-	-	-
	GS	4	45	-	42	-	-	-	-	-	-	-	-
	at Penn State	10	48	-	11	-	-	-	-	-	-	-	-
	CSU	7	47	-	14	-	-	-	-	1	21	-	21
	at Michigan St.	3	11	-	5	-	-	-	-	-	-	-	-
	at Maryland	12	38	-	8	2	28	1	23	-	-	-	-
	at Illinois	17	82	-	25	3	27	-	16	-	-	-	-
	Rutgers	23	104	1	15	1	9	-	9	-	-	-	-
	at Purdue	13	40	-	11	2	7	-	6	-	-	-	-
<b>Totals</b>		<b>93</b>	<b>428</b>	<b>1</b>	<b>42</b>	<b>10</b>	<b>83</b>	<b>1</b>	<b>23</b>	<b>1</b>	<b>21</b>	<b>-</b>	<b>21</b>

2016	Opponent	Rushing				Receiving				Kick Returns			
		No.	Yds	TD	Lg	No.	Yds	TD	Lg	No.	Yds	TD	Lg
	at FIU	6	17	-	11	-	-	-	-	-	-	-	-
	Ball State	1	8	-	8	1	2	-	2	3	68	-	24
	Wake Forest	3	22	-	15	-	-	-	-	2	42	-	24
<b>Totals</b>		<b>10</b>	<b>47</b>	<b>-</b>	<b>15</b>	<b>1</b>	<b>2</b>	<b>-</b>	<b>2</b>	<b>5</b>	<b>110</b>	<b>-</b>	<b>24</b>



## DONAVAN HALE

6

WR • 6-4, 229 • Jr.-R  
Largo, Fla. • Largo

### 2017 BIO

Started the first two games and played in three before he suffered a season-ending injury and received a medical redshirt ... caught seven passes for 116 yards and a 32-yard touchdown ... recorded career-bests with five receptions for 67 yards in his first career start in the season opener against No. 2 Ohio State ... reached the end zone and had two catches for 49 yards in the win at Virginia.

### HALE'S CAREER STATS - RECEIVING

	GP/GS	Rec	Yds	Avg/C	Avg/G	TD	Lg	High
2015	10/-	1	10	10.0	1.1	-	10-UM	10-UM
2016	12/-	13	210	16.2	17.5	1	49-WF	49-WF
2017	3/2	7	116	16.6	38.7	1	32-UVA	67-OSU
<b>Totals</b>	<b>25/2</b>	<b>21</b>	<b>336</b>	<b>16.0</b>	<b>13.4</b>	<b>2</b>	<b>49-WF</b>	<b>49-WF</b>

### HALE'S GAME-BY-GAME

2017	Opponent	Receiving			
		No.	Yds	TD	Lg
	Ohio State	5	67	-	28
	at Virginia	2	49	1	32
	at Penn State	-	-	-	-
<b>Totals</b>		<b>7</b>	<b>116</b>	<b>1</b>	<b>32</b>

2016	Opponent	Receiving				2015	Opponent	Receiving			
		No.	Yds	TD	Lg			No.	Yds	TD	Lg
	at FIU	1	18	-	18		FIU	-	-	-	-
	Ball State	-	-	-	-		WKU	-	-	-	-
	Wake Forest	1	49	1	49		at Wake Forest	-	-	-	-
	at Ohio State	1	1	-	1		Ohio State	-	-	-	-
	Nebraska	1	18	-	18		Rutgers	-	-	-	-
	at Northwestern	3	15	-	10		at Michigan St.	-	-	-	-
	Maryland	1	16	-	16		Iowa	-	-	-	-
	at Rutgers	3	48	-	32		Michigan	1	10	-	10
	Penn State	2	45	-	27		vs. Duke	-	-	-	-
	at Michigan	-	-	-	-						
	Purdue	-	-	-	-						
	vs. Utah	-	-	-	-						
<b>Totals</b>		<b>13</b>	<b>210</b>	<b>1</b>	<b>49</b>	<b>Totals</b>	<b>1</b>	<b>10</b>	<b>-</b>	<b>10</b>	



## J-SHUN HARRIS II

5

WR • 5-8, 172 • Sr.-R  
Fishers, Ind. • Fishers, Ind.

### 2017 BIO

Honorable mention All-Big Ten (coaches and media) ... Big Ten Special Teams Player of the Week (Virginia and Georgia Southern) ... Orange Bowl-FWAA Courage Award nominee ... suffered his third career season-ending ACL injury in game eight at Maryland ... appeared in seven games with one start (Maryland) ... returned 14 punts for 266 yards (19.0 average, 5th in Big Ten single-season history) and two touchdowns ... caught three passes for 14 yards ... returned one kick for 13 yards ... punt return yardage ranked third in the Big Ten and 11th nationally, and his average led the Big Ten and ranked second nationally at the time of his injury ... punt return TDs share the program single-season mark (T-5th Big Ten) with three additional Hoosiers and yardage is sixth ... finished first in the Big Ten and tied for second nationally with the two scores ... tied for the nation's lead in 40- and 30-plus yard returns (4, 1st in the Big Ten), tied for third in 70-plus (1, T-1st) and 50-plus (2, 1st), tied for seventh in 60-plus (1, T-1st) and tied for 11th in 20-plus (4, 2nd) ... 44-yard touchdown in the win at Virginia was the first punt return TD of his career ... totaled 109 punt return yards in the game on five returns (21.8), the most for any IU player in a single game since 1991 ... followed that up with a 70-yard score in the Georgia Southern victory, joining Rob Turner (1990) as the only players in program history to return a punt for a touchdown in back-to-back games ... carded his second 50-plus yard punt return, a 53-yarder, to set up a fourth quarter TD against No. 17 Michigan ... finished with 74 yards on three returns (24.7) in the game ... IU special teams player of the week (Georgia Southern).

### HARRIS' CAREER STATS - RECEIVING

	GP/GS	Rec	Yds	Avg/C	Avg/G	TD	Lg	High
2014	12/6	18	168	9.3	14.0	2	33-MIZZ	68-BG
2017	7/1	3	14	4.7	2.0	-	4-OSU	4-OSU
<b>Totals</b>	<b>19/7</b>	<b>21</b>	<b>182</b>	<b>8.7</b>	<b>9.6</b>	<b>2</b>	<b>33-MIZZ</b>	<b>68-BG</b>

### HARRIS' CAREER STATS - PUNT RETURNS

	GP/GS	No	Yds	Avg/R	Avg/G	TD	Lg	High
2014	12/6	3	12	4.0	1.0	-	14-ISU	18-ISU
2017	7/1	14	266	19.0	38.0	2	70-GS	109-UVA
<b>Totals</b>	<b>19/7</b>	<b>17</b>	<b>278</b>	<b>16.4</b>	<b>14.6</b>	<b>2</b>	<b>70-GS</b>	<b>109-UVA</b>

### HARRIS' GAME-BY-GAME

2017	Opponent	Receiving				Punt Returns			
		No.	Yds	TD	Lg	No.	Yds	TD	Lg
	Ohio State	1	4	-	4	-	-	-	-
	at Virginia	-	-	-	-	5	109	1	44
	GS	-	-	-	-	2	74	1	70
	at Penn State	-	-	-	-	1	-1	-	0
	Michigan	1	-4	-	0	3	74	-	53
	at Michigan St.	1	14	-	14	3	10	-	8
	at Maryland	-	-	-	-	-	-	-	-
<b>Totals</b>		<b>3</b>	<b>14</b>	<b>-</b>	<b>4</b>	<b>14</b>	<b>266</b>	<b>2</b>	<b>70</b>

2014 Opponent	Receiving				Punt Returns			
	No.	Yds	TD	Lg	No.	Yds	TD	Lg
Indiana State	2	12	-	12	2	18	-	14
at BGSU	7	68	1	22	-	-	-	-
at Mizzou	2	43	1	33	-	-	-	-
Maryland	1	9	-	9	-	-	-	-
North Texas	1	8	-	8	-	-	-	-
at Iowa	1	-1	-	-	-	-	-	-
Michigan State	-	-	-	-	-	-	-	-
at Michigan	-	-	-	-	-	-	-	-
Penn State	-	-	-	-	1	-6	-	-
at Rutgers	2	13	-	8	-	-	-	-
at Ohio State	-	-	-	-	-	-	-	-
Purdue	2	16	-	12	-	-	-	-
<b>Totals</b>	<b>18</b>	<b>168</b>	<b>2</b>	<b>33</b>	<b>3</b>	<b>12</b>	<b>-</b>	<b>14</b>



## JEROME JOHNSON

98

DL • 6-3, 295 • So.-R  
Bassfield, Miss. • Bassfield

### 2017 BIO

Honorable mention BTN.com Big Ten All-Freshman ... Posted 18 tackles, 10 solo, with one sack and 3.5 tackles for loss ... played in all 12 games ... collected career-highs in stops (4) and solos (3) to go along with one TFL in the win at Virginia ... netted a career-best 1.5 tackles for loss with three stops against No. 4 Wisconsin ... tallied his first career sack at Maryland ... made his collegiate debut in the season opener against No. 2 Ohio State.

### JOHNSON'S CAREER STATS

	GP/GS	Solo	Ast	Total	Sack	TFL	FF	FR-Yds	Int-Yds	QBH	PBU
2017	12/-	10	8	18	1-0	3.5-4	-	-	-	-	-
<b>Totals</b>	<b>12/-</b>	<b>10</b>	<b>8</b>	<b>18</b>	<b>1-0</b>	<b>3.5-4</b>	<b>-</b>	<b>-</b>	<b>-</b>	<b>-</b>	<b>-</b>

### JOHNSON'S GAME-BY-GAME

2017 Opponent	Solo	Ast	Total	TFL-Yds	Sacks	FF	FR-Yds	Int-Yds	QBH	PBU
Ohio State	-	-	-	-	-	-	-	-	-	-
at Virginia	3	1	4	1-1	-	-	-	-	-	-
GS	-	-	-	-	-	-	-	-	-	-
at Penn State	1	-	1	-	-	-	-	-	-	-
CSU	1	2	3	-	-	-	-	-	-	-
Michigan	1	-	1	-	-	-	-	-	-	-
at Michigan St.	-	2	2	-	-	-	-	-	-	-
at Maryland	1	1	2	-	1-0	-	-	-	-	-
Wisconsin	2	1	3	1.5-2	-	-	-	-	-	-
at Illinois	-	-	-	-	-	-	-	-	-	-
Rutgers	1	-	1	1.0-1	-	-	-	-	-	-
at Purdue	-	1	1	-	-	-	-	-	-	-
<b>Totals</b>	<b>10</b>	<b>8</b>	<b>18</b>	<b>3.5-4</b>	<b>1-0</b>	<b>-</b>	<b>-</b>	<b>-</b>	<b>-</b>	<b>-</b>



## REAKWON JONES

7

LB • 6-2, 235 • Jr.-R  
Lynn Haven, Fla. • A. Crawford Mosley

### 2017 BIO

Appeared in 10 games and made seven tackles ... collected a career-high three stops in the Charleston Southern win.

### JONES' CAREER STATS

	GP/GS	Solo	Ast	Total	Sack	TFL	FF	FR-Yds	Int-Yds	QBH	PBU
2016	11/0	1	1	2	-	-	-	-	-	-	-
2017	10/0	3	4	7	-	-	-	-	-	-	-
<b>Totals</b>	<b>11/0</b>	<b>4</b>	<b>5</b>	<b>9</b>	<b>-</b>	<b>-</b>	<b>-</b>	<b>-</b>	<b>-</b>	<b>-</b>	<b>-</b>


### JONES' GAME-BY-GAME

#### 2017

Opponent	Solo	Ast	Total	TFL-Yds	Sacks	FF	FR-Yds	Int-Yds	QBH	PBU
Ohio State	-	-	0	-	-	-	-	-	-	-
at Virginia	-	-	0	-	-	-	-	-	-	-
GS	1	-	1	-	-	-	-	-	-	-
at Penn State	-	-	-	-	-	-	-	-	-	-
CSU	2	1	2	-	-	-	-	-	-	-
Michigan	-	-	-	-	-	-	-	-	-	-
at Maryland	-	-	-	-	-	-	-	-	-	-
at Illinois	-	1	1	-	-	-	-	-	-	-
Rutgers	-	1	1	-	-	-	-	-	-	-
at Purdue	-	1	1	-	-	-	-	-	-	-
<b>Totals</b>	<b>3</b>	<b>4</b>	<b>7</b>	<b>-</b>	<b>-</b>	<b>-</b>	<b>-</b>	<b>-</b>	<b>-</b>	<b>-</b>

#### 2016

Opponent	Solo	Ast	Total	TFL-Yds	Sacks	FF	FR-Yds	Int-Yds	QBH	PBU
Ball State	1	-	-	-	-	-	-	-	-	-
Wake Forest	-	1	-	-	-	-	-	-	-	-
Michigan State	-	-	-	-	-	-	-	-	-	-
Nebraska	-	-	-	-	-	-	-	-	-	-
at N'western	-	-	-	-	-	-	-	-	-	-
Maryland	-	-	-	-	-	-	-	-	-	-
at Rutgers	-	-	-	-	-	-	-	-	-	-
Penn State	-	-	-	-	-	-	-	-	-	-
at Michigan	-	-	-	-	-	-	-	-	-	-
Purdue	-	-	-	-	-	-	-	-	-	-
vs. Utah	1	-	-	-	-	-	-	-	-	-
<b>Totals</b>	<b>1</b>	<b>1</b>	<b>2</b>	<b>-</b>	<b>-</b>	<b>-</b>	<b>-</b>	<b>-</b>	<b>-</b>	<b>-</b>




## BRANDON KNIGHT

62

OL • 6-5, 307 • Sr.  
Noblesville, Ind. • Noblesville

### 2017 BIO

Appeared in the final 10 games with eight starts at right tackle ... Indiana finished third in the Big Ten (35th nationally) in passing offense (265.7), and sixth in scoring offense (26.8) and total offense (395.8) ... IU offensive player of the game (Rutgers).



## RAHEEM LAYNE

17

DB • 6-1, 195 • So.  
Deland, Fla. • Sebastian River

### 2017 BIO

IU's Defensive Newcomer of the Year ... started at cornerback in the Rutgers win and appeared in all 12 games ... posted 13 tackles, 12 solo ... carded a career-high three stops, all solos, in his collegiate debut and the season opener against No. 2 Ohio State ... matched the three solo tackles in the Georgia Southern win.

### LAYNE'S CAREER STATS

	GP/GS	Solo	Ast	Total	Sack	TFL	FF	FR-Yds	Int-Yds	QBH	PBU
2017	12/1	12	1	13	-	-	-	-	-	-	-
<b>Totals</b>	<b>12/1</b>	<b>12</b>	<b>1</b>	<b>13</b>	<b>-</b>	<b>-</b>	<b>-</b>	<b>-</b>	<b>-</b>	<b>-</b>	<b>-</b>

### LAYNE'S GAME-BY-GAME

#### 2017

Opponent	Solo	Ast	Total	TFL-Yds	Sacks	FF	FR-Yds	Int-Yds	QBH	PBU
Ohio State	3	-	3	-	-	-	-	-	-	-
at Virginia	-	-	-	-	-	-	-	-	-	-
GS	3	-	3	-	-	-	-	-	-	-
at Penn State	1	-	1	-	-	-	-	-	-	-
CSU	-	-	-	-	-	-	-	-	-	-
Michigan	1	-	1	-	-	-	-	-	-	-
at Michigan St.	-	-	-	-	-	-	-	-	-	-
at Maryland	-	-	-	-	-	-	-	-	-	-
Wisconsin	1	1	2	-	-	-	-	-	-	-
at Illinois	1	-	1	-	-	-	-	-	-	-
Rutgers	2	-	2	-	-	-	-	-	-	-
at Purdue	-	-	-	-	-	-	-	-	-	-
<b>Totals</b>	<b>12</b>	<b>1</b>	<b>13</b>	<b>-</b>	<b>-</b>	<b>-</b>	<b>-</b>	<b>-</b>	<b>-</b>	<b>-</b>



**NICK LINDER**  
**50** OL • 6-3, 306 • Gr.  
 Fort Lauderdale, Fla. • Miami (Fla.)

Graduated with a degree in finance and entrepreneurship from the University of Miami ... pursuing master's degree through IU's Kelley School of Business ... played in 31 games and started 26, 22 at center and four at left guard ... participated in 2018 spring practice.

**2017 BIO**

Did not play football in 2017 after he decided to transfer from the University of Miami.



**HUNTER LITTLEJOHN**  
**68** OL • 6-3, 304 • Jr.-R  
 Powell, Ohio • Olentangy Liberty

**2017 BIO**

Started all 12 games at center ... Indiana finished third in the Big Ten (35th nationally) in passing offense (265.7), and sixth in scoring offense (26.8) and total offense (395.8) ... IU offensive player of the game (Rutgers) ... Academic All-Big Ten selection.



**MIKE MAJETTE**  
**24** RB • 5-11, 215 • Sr.  
 Woodbridge, Va. • Woodbridge Senior

**2017 BIO**

Played in five games with three starts ... missed seven games due to injury ... rushed 22 times for 22 yards and caught 12 passes for 90 yards ... made a career-high five receptions for 49 yards against No. 17 Michigan ... received a career-high 12 carries in the win at Virginia ... Virginia game captain.

**MAJETTE'S CAREER STATS - RUSHING**

	GP/GS	Car	Yds	Avg/C	Avg/G	TD	Lg	High
2015	12/-	37	181	4.9	15.1	-	28-PU	83-RU
2016	8/-	39	180	4.6	22.5	-	48-BSU	47-FIU
2017	5/3	22	22	1.0	4.4	-	9-OSU	15-UVA
<b>Totals</b>	<b>25/3</b>	<b>98</b>	<b>383</b>	<b>3.9</b>	<b>15.3</b>	<b>-</b>	<b>48-BSU</b>	<b>83-RU</b>

**MAJETTE'S CAREER STATS - RECEIVING**

	GP/GS	Rec	Yds	Avg/C	Avg/G	TD	Lg	High
2015	12/-	5	44	8.8	3.7	1	17-RU	33-RU
2016	8/-	7	87	12.4	10.9	-	28-FIU	54-FIU
2017	5/3	12	90	7.5	18.0	-	20-U-M	49-U-M
<b>Totals</b>	<b>25/3</b>	<b>24</b>	<b>221</b>	<b>9.2</b>	<b>8.8</b>	<b>1</b>	<b>28-FIU</b>	<b>54-FIU</b>

**MAJETTE'S GAME-BY-GAME**

2017 Opponent	Rushing				Receiving			
	No.	Yds	TD	Lg	No.	Yds	TD	Lg
Ohio State	7	6	-	9	4	22	-	16
Virginia	12	15	-	5	2	18	-	19
CSU	2	3	-	2	1	1	-	1
Michigan	1	-2	-	0	5	49	-	20
at Michigan St.	-	-	-	-	-	-	-	-
<b>Totals</b>	<b>22</b>	<b>22</b>	<b>-</b>	<b>9</b>	<b>12</b>	<b>90</b>	<b>-</b>	<b>20</b>

2016 Opponent	Rushing				Receiving			
	No.	Yds	TD	Lg	No.	Yds	TD	Lg
at FIU	10	47	-	11	2	54	-	28
Ball State	6	57	-	48	-	-	-	-
Wake Forest	3	13	-	8	1	7	-	7
Michigan State	4	10	-	6	-	-	-	-
at Ohio State	6	4	-	3	2	16	-	9
Nebraska	3	5	-	3	1	-1	-	-
at Northwestern	2	2	-	2	-	-	-	-
Maryland	5	42	-	27	1	11	-	11
<b>Totals</b>	<b>39</b>	<b>180</b>	<b>-</b>	<b>48</b>	<b>7</b>	<b>87</b>	<b>-</b>	<b>28</b>

2015 Opponent	Rushing				Receiving			
	No.	Yds	TD	Lg	No.	Yds	TD	Lg
SIU	-	-	-	-	-	-	-	-
FIU	-	-	-	-	-	-	-	-
WKU	-	-	-	-	-	-	-	-
at Wake Forest	-	-	-	-	-	-	-	-
Ohio State	-	-	-	-	-	-	-	-
at Penn State	1	4	-	4	-	-	-	-
Rutgers	11	83	-	21	3	33	1	17
at Michigan St.	6	21	-	9	-	-	-	-
Iowa	4	4	-	2	1	3	-	3
Michigan	2	6	-	4	1	8	-	8
at Maryland	9	32	-	9	-	-	-	-
at Purdue	4	31	-	28	-	-	-	-
<b>Totals</b>	<b>37</b>	<b>181</b>	<b>-</b>	<b>28</b>	<b>5</b>	<b>44</b>	<b>1</b>	<b>17</b>



**WES MARTIN**  
**76** OL • 6-3, 316 • Sr.-R  
 West Milton, Ohio • Milton-Union

Martin has started 25 straight games at left guard and 31 overall in his career.

**2017 BIO**

Team captain ... honorable mention All-Big Ten ... earned the team's Chris Dal Sasso Award (Outstanding Lineman) ... CoSIDA Academic All-District 5 team member ... Academic All-Big Ten selection ... started all 12 games at left guard ... recorded the most pass blocking snaps (569) among guards nationally without allowing a sack ... Indiana finished third in the Big Ten (35th nationally) in passing offense (265.7), and sixth in scoring offense (26.8) and total offense (395.8) ... four-time IU offensive player of the game (Virginia, Charleston Southern, Wisconsin and Rutgers) ... 12-time game captain.



**WHOP PHILYOR**  
**22** WR • 5-11, 180 • So.  
 Tampa, Fla • Plant

**2017 BIO**

Honorable mention BTN.com Big Ten All-Freshman ... Big Ten Freshman of the Week (Maryland) ... made 33 receptions (3rd on the team) for 335 yards (4th) and three touchdowns (T-3rd) in 11 games ... catches and TDs rank first, and yardage is third on Indiana's true freshman single-season lists ... averaged 30.5 yards per game and 10.2 yards per grab ... rushed five times for 15 yards ... returned three kicks for 66 yards ... finished second among Big Ten true freshmen in receptions, shared third in scores and was fifth in yardage ... posted game-highs in catches three times ... pulled in career-highs with 13 receptions and 127 yards to go along with one touchdown at Maryland ... the 13 catches share fourth on the Hoosiers single-game list, set a new IU true freshman record and were tied for the second-most by a Big Ten receiver in 2017 ... the 127 yards were the most by an Indiana true freshman since 1997 and he became the fourth Hoosiers true freshman (5th time) to eclipse 100 yards ... pulled in five balls for 55 yards against No. 4 Wisconsin ... added four receptions for 70 yards in the Rutgers win ... IU offensive player of the week (Maryland).

**PHILYOR'S CAREER STATS - RECEIVING**

	GP/GS	Rec	Yds	Avg/C	Avg/G	TD	Lg	High
2017	11/-	33	335	10.2	30.5	3	36-RU	127-MD
<b>Totals</b>	<b>11/-</b>	<b>33</b>	<b>335</b>	<b>10.2</b>	<b>30.5</b>	<b>3</b>	<b>36-RU</b>	<b>127-MD</b>

**PHILYOR'S GAME-BY-GAME**

2017 Opponent	Receiving			
	No.	Yds	TD	LG
at Virginia	-	-	-	-
GS	1	7	-	7
at Penn State	1	4	-	4
CSU	2	16	-	12
Michigan	3	13	1	8
at Michigan St.	1	20	-	20
at Maryland	13	127	1	17
Wisconsin	5	55	-	24
at Illinois	2	14	-	17
Rutgers	4	70	-	36
at Purdue	1	9	1	9
<b>Totals</b>	<b>33</b>	<b>335</b>	<b>3</b>	<b>36</b>



**PEYTON RAMSEY**  
**12** QB • 6-2, 210 • So.-R  
 Cincinnati, Ohio

**2017 BIO**

BTN.com Big Ten All-Freshman ... Academic All-Big Ten selection ... completed 134-of-205 (65.4 percent) for 1,252 yards, 10 touchdowns and five interceptions in nine games (4 starts) ... completion percentage was second in the Big Ten (T-13th nationally) and ranks first in program single-season history ... rushed for 226 yards on 92 attempts with two TDs ... made his first career start in the Charleston Southern win ... threw for a career-high 321 yards on 32-of-41 (78.0) with two scores ... added a career-best 54 rushing yards on 15 carries and recovered a fumble for a touchdown ... became the first Indiana freshman to throw for 300 yards since 2006 ... 32 completions share eighth in program history ... went 16-of-20 (80.0) for 173 yards and two TDs and rushed for 42 yards with a 26-yard score in the victory at Virginia ... completion percentage is second in program history ... completed 31-of-41 (75.6) for 279 yards with a career-high three passing touchdowns at Maryland ... made his collegiate debut in the season opener against No. 2 Ohio State.

**RAMSEY'S CAREER STATS - PASSING**

	GP/GS	Comp	Att	TD	Int	Yds	P/G	LG	High
2017	8/4	134	205	10	5	1252	156.5	45-MD	321-CSU
<b>Totals</b>	<b>8/4</b>	<b>134</b>	<b>205</b>	<b>10</b>	<b>5</b>	<b>1252</b>	<b>156.5</b>	<b>45-MD</b>	<b>321-CSU</b>

**RAMSEY'S CAREER STATS - RUSHING**

	GP/GS	CAR	YDS	YPC	AVG	TD	HIGH
2017	8/4	92	226	2.5	28.2	2	54-CSU
<b>Totals</b>	<b>8/4</b>	<b>92</b>	<b>226</b>	<b>2.5</b>	<b>28.2</b>	<b>2</b>	<b>54-CSU</b>

**RAMSEY'S GAME-BY-GAME (PASSING)**

2017	Opponent	Comp	Att	TD	INT	Pct.	Yds	Lg
	Ohio State	2	3	-	-	.666	10	6
	at Virginia	16	20	2	-	.800	173	32
	GS	3	8	1	-	.375	55	42
	at Penn State	8	17	1	1	.471	78	23
	CSU	32	41	2	1	.780	321	45
	Michigan	20	41	1	2	.488	178	24
	at Michigan State	22	34	-	-	.647	158	29
	at Maryland	31	41	3	1	.756	279	34
	<b>Totals</b>	<b>134</b>	<b>205</b>	<b>10</b>	<b>5</b>	<b>.654</b>	<b>1252</b>	<b>45</b>

**RAMSEY'S GAME-BY-GAME (RUSHING)**

2017	Opponent	No.	Yds	TD	Lg
	Ohio State	3	10	0	5
	at Virginia	12	32	1	26
	GS	7	22	0	8
	at Penn State	12	53	0	12
	CSU	15	54	1	11
	Michigan	14	14	0	9
	at Michigan St.	15	33	0	8
	at Maryland	14	8	0	15
	<b>Totals</b>	<b>92</b>	<b>226</b>	<b>2</b>	<b>26</b>



**A'SHON RIGGINS**  
**28** DB • 6-0, 188 • Jr.  
 Hamilton, Ohio • Hamilton

**2017 BIO**

Appeared in six games with three starts ... made 14 tackles, nine solo, with five pass breakups (T-3rd on the team) ... recorded two multi-PBU games (at Virginia and Rutgers) ... posted a career-high seven tackles and matched his career-best with two pass breakups in the win at UVA.

**RIGGINS' CAREER STATS**


	GP/GS	Solo	Ast	Total	Sack	TFL	FF	FR-Yds	Int-Yds	QBH	PBU
2016	12/8	35	2	37	1-7	2-9	1	-	1-31	-	9
2017	6/3	9	5	14	-	-	-	-	-	-	5
<b>Totals</b>	<b>18/11</b>	<b>44</b>	<b>7</b>	<b>51</b>	<b>1-7</b>	<b>2-9</b>	<b>1</b>	<b>-</b>	<b>1-31</b>	<b>-</b>	<b>14</b>

**RIGGINS' GAME-BY-GAME**

2017	Opponent	Solo	Ast	Total	TFL-Yds	Sacks	FF	FR-Yds	Int-Yds	QBH	PBU
	Ohio State	3	-	3	-	-	-	-	-	-	-
	Virginia	2	5	7	-	-	-	-	-	-	2
	GS	3	-	3	-	-	-	-	-	-	-
	at Illinois	-	-	-	-	-	-	-	-	-	-
	at Purdue	1	-	1	-	-	-	-	-	-	1
	<b>Totals</b>	<b>9</b>	<b>5</b>	<b>14</b>	<b>-</b>	<b>-</b>	<b>-</b>	<b>-</b>	<b>-</b>	<b>-</b>	<b>5</b>

**2016**

2016	Opponent	Solo	Ast	Total	TFL-Yds	Sacks	FF	FR-Yds	Int-Yds	QBH	PBU
	at FIU	1	-	1	-	-	-	-	-	-	-
	Ball State	2	-	2	1.0-7	1.0-7	1	-	-	-	-
	Wake Forest	1	-	1	-	-	-	-	-	-	-
	Michigan State	5	-	5	-	-	-	-	-	-	2
	at Ohio State	3	-	3	-	-	-	-	1-31	-	1
	Nebraska	2	-	2	-	-	-	-	-	-	1
	at N'western	4	-	4	-	-	-	-	-	-	-
	Maryland	5	-	5	-	-	-	-	-	-	1
	at Rutgers	2	2	4	1.0-2	-	-	-	-	-	1
	Penn State	3	-	3	-	-	-	-	-	-	2
	at Michigan	2	-	2	-	-	-	-	-	-	1
	Purdue	5	-	5	-	-	-	-	-	-	-
	<b>Totals</b>	<b>35</b>	<b>2</b>	<b>37</b>	<b>2.0-9</b>	<b>1.0-7</b>	<b>1</b>	<b>-</b>	<b>1-31</b>	<b>-</b>	<b>9</b>



**JACOB ROBINSON**  
**91** DL • 6-4, 295 • Sr.  
 Westfield, Ind. • Westfield

**2017 BIO**

Made 26 tackles, 15 solo, four sacks (25 yards), seven tackles for loss (32 yards), one forced fumble, two quarterback hurries, one pass breakup and one blocked field goal (at Maryland) ... shared first among Indiana defensive linemen in stops, was second in TFLs (4th on the team) and third in sacks (4th on the team) ... started all 12 games at defensive tackle ... delivered career-highs with seven tackles, 3.5 for loss, two sacks and his first career forced fumble in the win at Illinois ... tallied one sack and the PBU in the Charleston Southern win ... recorded three stops and a half-sack in the wins at Virginia and vs. Georgia Southern ... IU defensive player of the week (Illinois) ... Academic All-Big Ten selection.

**ROBINSON'S CAREER STATS**

	GP/GS	Solo	Ast	Total	Sack	TFL	FF	FR-Yds	Int-Yds	QBH	PBU
2015	13/-	5	-	5	-	1-5	-	-	-	-	-
2016	11/8	11	6	17	1-5	3-7	-	-	-	1	-
2017	12/12	15	11	26	4-25	7-32	1	-	-	2	1
<b>Totals</b>	<b>36/20</b>	<b>31</b>	<b>17</b>	<b>48</b>	<b>5-30</b>	<b>11-44</b>	<b>1</b>	<b>-</b>	<b>-</b>	<b>3</b>	<b>1</b>

**ROBINSON'S GAME-BY-GAME**

2017	Opponent	Solo	Ast	Total	TFL-Yds	Sacks	FF	FR-Yds	Int-Yds	QBH	PBU
	Ohio State	-	-	-	-	-	-	-	-	-	-
	at Virginia	-	3	3	0.5-5	0.5-5	-	-	-	-	-
	GS	2	1	3	0.5-4	0.5-4	-	-	-	-	-
	at Penn State	-	-	-	-	-	-	-	-	-	-
	CSU	1	-	1	1.0-6	1.0-6	-	-	-	-	1
	Michigan	2	-	2	1.0-1	-	-	-	-	-	-
	at Michigan St.	-	2	2	-	-	-	-	-	-	1
	at Maryland	1	-	1	-	-	-	-	-	-	-
	Wisconsin	1	2	3	0.5-1	-	-	-	-	1	-
	at Illinois	4	3	7	3.5-15	2.0-10	1	-	-	-	-
	Rutgers	1	-	1	-	-	-	-	-	-	-
	at Purdue	3	-	3	-	-	-	-	-	-	-
	<b>Totals</b>	<b>15</b>	<b>11</b>	<b>26</b>	<b>7-32</b>	<b>4-25</b>	<b>1</b>	<b>-</b>	<b>-</b>	<b>2</b>	<b>1</b>

2016	Opponent	Solo	Ast	Total	TFL-Yds	Sacks	FF	FR-Yds	Int-Yds	QBH	PBU
	at FIU	1	-	1	-	-	-	-	-	-	-
	Ball State	-	-	-	-	-	-	-	-	-	-
	Wake Forest	1	2	3	-	-	-	-	-	-	-
	Nebraska	1	-	1	-	-	-	-	-	-	-
	at N'western	-	-	-	-	-	-	-	-	-	1
	Maryland	3	1	4	1.0-1	-	-	-	-	-	-
	at Rutgers	1	-	1	-	-	-	-	-	-	-
	Penn State	1	1	2	1.0-5	1.0-5	-	-	-	-	-
	at Michigan	1	1	2	-	-	-	-	-	-	-
	Purdue	-	-	-	-	-	-	-	-	-	-
	vs. Utah	2	1	3	1.0-1	-	-	-	-	-	-
	<b>Totals</b>	<b>11</b>	<b>6</b>	<b>17</b>	<b>3.0-7</b>	<b>1.0-5</b>	<b>-</b>	<b>-</b>	<b>-</b>	<b>1</b>	<b>-</b>

2015

Opponent	Solo	Ast	Total	TFL-Yds	Sacks	FF	FR-Yds	Int-Yds	QBH	PBU
SIU	1	-	1	-	-	-	-	-	-	-
FIU	1	-	1	-	-	-	-	-	-	-
WKU	-	-	-	-	-	-	-	-	-	-
at Wake Forest	-	-	-	-	-	-	-	-	-	-
Ohio State	-	-	-	-	-	-	-	-	-	-
at Penn State	-	-	-	-	-	-	-	-	-	-
Rutgers	-	-	-	-	-	-	-	-	-	-
at Michigan St.	-	-	-	-	-	-	-	-	-	-
Iowa	-	-	-	-	-	-	-	-	-	-
Michigan	-	-	-	-	-	-	-	-	-	-
at Maryland	1	-	1	1.0-5	-	-	-	-	-	-
at Purdue	2	-	2	-	-	-	-	-	-	-
vs. Duke	-	-	-	-	-	-	-	-	-	-
<b>Totals</b>	<b>5</b>	<b>-</b>	<b>5</b>	<b>1.0-5</b>	<b>-</b>	<b>-</b>	<b>-</b>	<b>-</b>	<b>-</b>	<b>-</b>



**T.D. ROOF**

45

LB • 5-11, 224 • So.  
Bedford, Ga. • Georgia Tech

Enrolled in 2018 spring classes and participated in practice.

2017 BIO

Attended Georgia Tech and played in all 11 games ... totaled 17 tackles with a pair of sacks and one quarterback hurry ... posted a season-high six stops, four solo, at Duke ... collected both sacks in the Jacksonville State win ... carded five multi-tackle games.

ROOF'S CAREER STATS

	GP/GS	Solo	Ast	Total	Sack	TFL	FF	FR-Yds	Int-Yds	QBH	PBU
2017	11/0	15	2	17	2-16	2-16	-	-	-	1	-
<b>Totals</b>	<b>11/0</b>	<b>15</b>	<b>2</b>	<b>17</b>	<b>2-16</b>	<b>2-16</b>	<b>-</b>	<b>-</b>	<b>-</b>	<b>1</b>	<b>-</b>

ROOF'S GAME-BY-GAME

Opponent	Solo	Ast	Total	TFL-Yds	Sacks	FF	FR-Yds	Int-Yds	QBH	PBU
Tennessee	1	-	1	-	-	-	-	-	-	-
J'ville State	2	-	2	2-16	2-16	-	-	-	-	-
Pittsburgh	2	-	2	-	-	-	-	-	-	-
North Carolina	-	-	-	-	-	-	-	-	-	-
at Miami	2	-	2	-	-	-	-	-	-	-
Wake Forest	1	-	1	-	-	-	-	-	-	-
at Clemson	2	-	2	-	-	-	-	-	1	-
at Virginia	-	-	-	-	-	-	-	-	-	-
Virginia Tech	1	-	1	-	-	-	-	-	-	-
at Duke	4	2	6	-	-	-	-	-	-	-
Georgia	-	-	-	-	-	-	-	-	-	-
<b>Totals</b>	<b>15</b>	<b>2</b>	<b>17</b>	<b>2-16</b>	<b>2-16</b>	<b>-</b>	<b>-</b>	<b>-</b>	<b>1</b>	<b>-</b>



**KAYTON SAMUELS**

52

DL • 6-0, 325 • Gr.  
Ellenwood, Ga. • Syracuse

2017 BIO

Graduated from Syracuse University in May 2018 with a degree in psychology ... pursuing master's degree in informatics ... played in 34 games (24 starts) ... recorded 44 tackles, 4.5 for loss, with one sack and one fumble recovery ... owns 15 multi-tackle games ... in 2012, started seven games and played in 12 overall ... posted 12 tackles, nine solo, one sack and two quarterback hurries ... added three multi-tackle games ... collected the first sack of his career at LSU ... matched a career-high with three stops at N.C. State ... game captain (N.C. State).

SAMUELS' CAREER STATS

	GP/GS	Solo	Ast	Total	Sack	TFL	FF	FR-Yds	Int-Yds	QBH	PBU
2015	12/12	8	7	15	-	2.5-4	-	1-0	-	-	-
2016	10/5	12	5	17	-	1-5	-	-	-	-	-
2017	12/7	9	3	12	1-8	1-8	-	-	-	2	-
<b>Totals</b>	<b>34/24</b>	<b>29</b>	<b>15</b>	<b>44</b>	<b>1-8</b>	<b>4.5-17</b>	<b>-</b>	<b>1-0</b>	<b>-</b>	<b>2</b>	<b>-</b>

SAMUELS' GAME-BY-GAME

2017


Opponent	Solo	Ast	Total	TFL-Yds	Sacks	FF	FR-Yds	Int-Yds	QBH	PBU
CCSU	-	-	-	-	-	-	-	-	1	-
Middle Tenn.	2	-	2	-	-	-	-	-	-	-
CMU	-	1	1	-	-	-	-	-	-	-
at LSU	2	-	2	1-8	1-8	-	-	-	-	-
at NC State	2	1	3	-	-	-	-	-	-	-
Pittsburgh	1	-	1	-	-	-	-	-	-	-
Clemson	-	-	-	-	-	-	-	-	-	-
at Miami	-	1	1	-	-	-	-	-	1	-
at Florida State	-	-	-	-	-	-	-	-	-	-
Wake Forest	1	-	1	-	-	-	-	-	-	-
at Louisville	1	-	1	-	-	-	-	-	-	-
Boston College	-	-	-	-	-	-	-	-	-	-
<b>Totals</b>	<b>9</b>	<b>3</b>	<b>12</b>	<b>1-8</b>	<b>1-8</b>	<b>-</b>	<b>-</b>	<b>-</b>	<b>2</b>	<b>-</b>

2016

Opponent	Solo	Ast	Total	TFL-Yds	Sacks	FF	FR-Yds	Int-Yds	QBH	PBU
Colgate	2	1	3	0	0	0	0	0	0	0
Louisville	1	0	1	0	0	0	0	0	0	0
USF	2	0	2	0	0	0	0	0	0	0
at Wake Forest	1	1	2	0	0	0	0	0	0	0
Virginia Tech	1	0	1	0	0	0	0	0	0	0
at BC	0	0	0	0	0	0	0	0	0	0
at Clemson	1	2	3	1-5	0	0	0	0	0	0
NC State	2	0	2	0	0	0	0	0	0	0
Florida State	1	0	1	0	0	0	0	0	0	0
at Pittsburgh	1	1	2	0	0	0	0	0	0	0
<b>Totals</b>	<b>12</b>	<b>5</b>	<b>17</b>	<b>1-5</b>	<b>0</b>	<b>0</b>	<b>0</b>	<b>0</b>	<b>0</b>	<b>0</b>

2015

Opponent	Solo	Ast	Total	TFL-Yds	Sacks	FF	FR-Yds	Int-Yds	QBH	PBU
Rhode Island	1	-	1	1-1	-	-	1--	-	-	-
Wake Forest	2	-	2	-	-	-	-	-	-	-
CMU	1	-	1	1-1	-	-	-	-	-	-
LSU	1	1	2	0.5-2	-	-	-	-	-	-
at USF	-	-	-	-	-	-	-	-	-	-
at Virginia	-	-	-	-	-	-	-	-	-	-
Pitt	1	1	2	-	-	-	-	-	-	-
at Florida State	-	-	-	-	-	-	-	-	-	-
at Louisville	-	2	2	-	-	-	-	-	-	-
Clemson	1	1	2	-	-	-	-	-	-	-
at NC State	1	2	3	-	-	-	-	-	-	-
Boston College	-	-	-	-	-	-	-	-	-	-
<b>Totals</b>	<b>8</b>	<b>7</b>	<b>15</b>	<b>2.5</b>	<b>-</b>	<b>-</b>	<b>1</b>	<b>-</b>	<b>-</b>	<b>-</b>



**ALLEN STALLINGS IV**

99

DL • 6-2, 247 • Jr.  
Maywood, Ill. • Oak Park and River Forest

2017 BIO

Collected 25 tackles, 15 solo, three sacks (16 yards), 5.5 tackles for loss (26 yards), one forced fumble, one safety and two quarterback hurries ... finished third among IU defensive linemen in tackles, fourth in sacks and tied for fourth in TFLs ... played in all 12 games ... posted career-highs in stops (4), sacks (1) and tackles for loss (1.5) in his first career start against Georgia Southern ... made three tackles with one sack and one QBH at No. 4 Penn State ... recorded the safety at Maryland ... IU defensive player of the game (Georgia Southern).

STALLINGS' CAREER STATS

	GP/GS	Solo	Ast	Total	Sack	TFL	FF	FR-Yds	Int-Yds	QBH	PBU
2016	1/-	-	-	-	-	-	-	-	-	-	-
2017	12/-	15	10	25	3-16	5.5-26	1	-	-	1	-
<b>Totals</b>	<b>13/-</b>	<b>15</b>	<b>10</b>	<b>25</b>	<b>3-16</b>	<b>5.5-26</b>	<b>1</b>	<b>-</b>	<b>-</b>	<b>1</b>	<b>-</b>

STALLINGS' GAME-BY-GAME

2017

Opponent	Solo	Ast	Total	TFL-Yds	Sacks	FF	FR-Yds	Int-Yds	QBH	PBU
Ohio State	1	2	3	-	-	-	-	-	-	-
Virginia	1	1	2	-	-	-	-	-	-	-
GS	3	1	3	1.5-11	1-9	-	-	-	-	-
at Penn State	1	2	3	1-3	1-3	-	-	-	-	-
CSU	2	1	3	0.5-0	0.5-0	-	-	-	-	-
Michigan	-	-	-	-	-	-	-	-	-	-
at Michigan St.	1	1	2	-	-	-	-	-	-	-
at Maryland	1	1	2	1-6	-	-	-	-	-	-
Wisconsin	2	-	2	-	-	1	-	-	-	-
at Illinois	-	1	1	0.5-4	0.5-4	-	-	-	1	-
Rutgers	1	-	1	-	-	-	-	-	-	-
at Purdue	2	-	2	1.0-2	-	-	-	-	-	-
<b>Totals</b>	<b>15</b>	<b>10</b>	<b>25</b>	<b>5.5-26</b>	<b>3-16</b>	<b>1</b>	<b>-</b>	<b>-</b>	<b>1</b>	<b>-</b>

2016

Opponent	Solo	Ast	Total	TFL-Yds	Sacks	FF	FR-Yds	Int-Yds	QBH	PBU
FIU	-	-	-	-	-	-	-	-	-	-
<b>Totals</b>	-	-	-	-	-	-	-	-	-	-



**SIMON STEPANIAK**

72

OL • 6-4, 311 • Jr.-R  
Hamilton, Ohio • Ross

2017 BIO

Started all six games in which he appeared at right guard ... missed six games due to an injury ... Indiana finished third in the Big Ten (35th nationally) in passing offense (265.7), and sixth in scoring offense (26.8) and total offense (395.8).



**NILE SYKES**

35

DL • 6-2, 252 • Sr.-R  
Oak Park, Ill. • Montini Catholic

2017 BIO

Suffered a season-ending injury in the offseason.

SYKES' CAREER STATS

	GP/GS	Solo	Ast	Total	Sack	TFL	FF	FR-Yds	Int-Yds	QBH	PBU
2015	11/0	4	1	5	0-0	0-0	-	-	-	-	-
2016	13/1	18	0	18	7-47	5-37	-	1-0	-	-	2
2017	Missed Season Due to Injury										
<b>Totals</b>	<b>24/1</b>	<b>22</b>	<b>1</b>	<b>23</b>	<b>7-47</b>	<b>5-37</b>	-	<b>1-0</b>	-	-	<b>2</b>

SYKES' GAME-BY-GAME

2016											
Opponent	Solo	Ast	Total	TFL-Yds	Sacks	FF	FR-Yds	Int-Yds	QBH	PBU	
at FIU	1	-	1	1-7	1-7	-	-	-	-	-	-
Ball State	1	-	-	-	-	-	-	-	-	-	1
Wake Forest	2	-	2	-	-	-	-	-	-	-	-
Michigan St.	2	-	2	-	-	-	1	-	-	-	-
at Ohio State	1	-	1	-	-	-	-	-	-	-	-
Nebraska	1	-	-	-	-	-	-	-	-	-	-
at N'western	4	-	-	3-16	2-14	-	-	-	-	-	-
Maryland	0	-	-	-	-	-	-	-	-	-	-
at Rutgers	0	-	-	-	-	-	-	-	-	-	-
Penn State	3	-	3	2-14	1-6	-	-	-	-	-	-
at Michigan	1	-	1	-	-	-	-	-	-	-	-
Purdue	0	-	-	-	-	-	-	-	-	-	1
vs. Utah	2	-	2	1-10	1-10	-	-	-	-	-	-
<b>Totals</b>	<b>11</b>	<b>6</b>	<b>17</b>	<b>7-47</b>	<b>5-37</b>	-	<b>1</b>	-	-	-	<b>2</b>

2015											
Opponent	Solo	Ast	Total	TFL-Yds	Sacks	FF	FR-Yds	Int-Yds	QBH	PBU	
SIU	2	-	2	-	-	-	-	-	-	-	-
FIU	-	-	-	-	-	-	-	-	-	-	-
WKU	-	-	-	-	-	-	-	-	-	-	-
at Wake Forest	-	-	-	-	-	-	-	-	-	-	-
Ohio State	-	-	-	-	-	-	-	-	-	-	-
at Penn State	-	-	-	-	-	-	-	-	-	-	-
Rutgers	-	-	-	-	-	-	-	-	-	-	-
at Michigan St.	-	1	1	-	-	-	-	-	-	-	-
Iowa	1	-	1	-	-	-	-	-	-	-	-
Michigan	-	-	-	-	-	-	-	-	-	-	-
at Maryland	1	-	1	1.0-5	-	-	-	-	-	-	-
at Purdue	-	-	-	-	-	-	-	-	-	-	-
<b>Totals</b>	<b>4</b>	<b>1</b>	<b>5</b>	-	-	-	-	-	-	-	-



**LUKE TIMIAN**

25

WR • 6-0, 195 • Sr.-R  
Southlake, Texas • Oklahoma State University

2017 BIO

Honorable mention All-Big Ten ... Burlsworth Trophy nominee ... finished second on the team with 68 receptions (3rd in the Big Ten, T-39th nationally) for 589 yards (13th in the Big Ten) to go along with two touchdowns ... his 68 catches share 6th on IU's single-season list ... averaged 5.7 receptions (3rd in the Big Ten, T-31st nationally) and 49.1 yards (12th in the Big Ten) per game ... in Big Ten games only, averaged 6.2 catches (2nd) for 57.9 yards (7th) ... returned 12 punts for 90 yards ... started all 12 games ... posted two double-digit reception games, which ranked second in the Big Ten and shared ninth among Power 5 wide receivers ... led the team in catches five times (5 game-high) and in yardage three times (2 game-high) ... made at least five grabs in eight games and surpassed 60 yards six times ... set a career-high with 13 receptions (T-4th in program history and tied for the second-most for a Big Ten receiver in 2017) for 91 yards and one TD at Maryland ... caught 10 balls for 72 yards in the season opener against No. 2 Ohio State ... posed a career-high 95 yards on seven catches against No. 17 Michigan ... tallied six for 69 at Purdue, five for 64 against No. 4 Wisconsin and five for 62 in the win at Illinois ... two-time IU offensive player of the game (Michigan and Purdue) ... earned a scholarship for the 2017 season during preseason camp.

TIMIAN'S CAREER STATS - RECEIVING

	GP/GS	Rec	Yds	Avg/C	Avg/G	TD	Lg	High
2015	6/-	2	51	25.5	8.5	1	27-DU	27-DU
2016	13/-	19	277	14.6	21.3	1	40-MSU	52-MSU
2017	12/12	68	589	8.7	49.1	2	29-MSU	95-U-M
<b>Totals</b>	<b>30/12</b>	<b>89</b>	<b>917</b>	<b>10.3</b>	<b>29.6</b>	<b>4</b>	<b>40-MSU</b>	<b>95-U-M</b>

TIMIAN'S GAME-BY-GAME

2017												
Opponent	Receiving											
	No.	Yds	TD	Lg								
Ohio State	10	72	-	14								
Virginia	4	25	-	8								
GS	3	15	-	10								
at Penn State	-	-	-	-								
CSU	5	28	-	12								
Michigan	7	95	-	24								
at Michigan St.	7	53	-	29								
at Maryland	13	91	1	23								
Wisconsin	5	64	-	21								
at Illinois	5	62	-	24								
Rutgers	3	35	1	20								
at Purdue	6	69	-	25								
<b>Totals</b>	<b>68</b>	<b>589</b>	<b>2</b>	<b>29</b>								

2016											
Opponent	Receiving				Opponent	Receiving					
	No.	Yds	TD	Lg		No.	Yds	TD	Lg		
at FIU	2	32	-	23	FIU	-	-	-	-		
Ball State	3	25	1	10	WKU	-	-	-	-		
Wake Forest	1	8	-	8	at Wake Forest	-	-	-	-		
Michigan State	3	52	-	40	Ohio State	-	-	-	-		
at Ohio State	-	-	-	-	at Maryland	1	24	-	24		
Nebraska	1	11	-	11	vs. Duke	1	27	1	27		
at Northwestern	1	7	-	7							
Maryland	2	31	-	16							
at Rutgers	2	38	-	19							
Penn State	2	35	-	24							
at Michigan	1	31	-	31							
Purdue	1	7	-	7							
vs. Utah	-	-	-	-							
<b>Totals</b>	<b>19</b>	<b>277</b>	<b>1</b>	<b>40</b>	<b>Totals</b>	<b>2</b>	<b>51</b>	<b>1</b>	<b>27</b>		



# RYAN WATERCUTTER

85

TE • 6-2, 231 • Sr.-R  
Fort Wayne, Ind. • Bishop Dwenger

### 2017 BIO

Played in all 12 games with two starts (Charleston Southern and Michigan State) ... caught 12 passes for 69 yards ... special teams contributor made a pair of tackles ... posted a career-high 23 yards on the first two receptions of his career in the season opener against No. 2 Ohio State ... collected a career-high three catches for 12 yards in the Charleston Southern win ... Academic All-Big Ten selection ... earned a scholarship for the 2017 season during preseason camp.

### WATERCUTTER'S CAREER STATS - RECEIVING

	GP/GS	Rec	Yds	Avg/C	Avg/G	TD	Lg	High
2016	1/-	-	-	-	-	-	-	-
2017	12/2	12	69	5.8	5.8	-	17-OSU	23-OSU
<b>Totals</b>	<b>13/2</b>	<b>12</b>	<b>69</b>	<b>5.8</b>	<b>5.3</b>	<b>-</b>	<b>17-OSU</b>	<b>23-OSU</b>

### WATERCUTTER'S GAME-BY-GAME

2017	Receiving			
Opponent	No.	Yds	TD	Lg
Ohio State	2	23	-	17
at Virginia	-	-	-	-
GS	-	-	-	-
at Penn State	1	7	-	7
CSU	3	12	-	7
Michigan	-	-	-	-
at Michigan State	1	4	-	4
at Maryland	1	4	-	4
Wisconsin	-	-	-	-
at Illinois	2	9	-	9
Rutgers	1	7	-	7
at Purdue	1	3	-	3
<b>Totals</b>	<b>12</b>	<b>69</b>	<b>-</b>	<b>17</b>

2016	Receiving			
Opponent	No.	Yds	TD	Lg
vs. Utah	-	-	-	-
<b>Totals</b>	<b>-</b>	<b>-</b>	<b>-</b>	<b>-</b>



# NICK WESTBROOK

15

WR • 6-3, 215 • Jr.-R  
Lake Mary, Fla. • Lake Mary

### 2017 BIO

Suffered a season-ending ACL injury on the first play of the year against No. 2 Ohio State and received a medical redshirt ... member of the Biletnikoff Award Watch List ... Academic All-Big Ten selection.

### WESTBROOK'S CAREER STATS - RECEIVING

	GP/GS	Rec	Yds	Avg/C	Avg/G	TD	Lg	High
2015	13/-	6	69	11.5	5.3	1	23-DU	26-DU
2016	13/12	54	995	18.4	76.5	6	79-BSU	133-BSU
2017	1/-	-	-	-	-	-	-	-
<b>Totals</b>	<b>27/12</b>	<b>60</b>	<b>1064</b>	<b>17.7</b>	<b>40.9</b>	<b>7</b>	<b>79-BSU</b>	<b>133-BSU</b>

### WESTBROOK'S GAME-BY-GAME

2017	Receiving			
Opponent	No.	Yds	TD	Lg
Ohio State	-	-	-	-
<b>Totals</b>	<b>-</b>	<b>-</b>	<b>-</b>	<b>-</b>

2016	Receiving				2015	Receiving			
Opponent	No.	Yds	TD	Lg	Opponent	No.	Yds	TD	Lg
at FIU	6	70	-	26	SIU	1	10	-	10
Ball State	3	133	2	79	FIU	-	-	-	-
Wake Forest	6	129	2	75	WKU	-	-	-	-
Michigan state	3	38	-	22	at Wake Forest	-	-	-	-
at Ohio State	2	67	-	50	Ohio State	-	-	-	-
Nebraska	-	-	-	-	at Penn State	1	5	-	5
at N'western	10	126	-	33	Rutgers	-	-	-	-
Maryland	6	65	-	17	at Michigan St.	1	13	-	13
at Rutgers	5	80	-	41	Iowa	-	-	-	-
Penn State	3	85	1	40	Michigan	1	15	-	15
at Michigan	4	78	-	37	at Maryland	-	-	-	-
Purdue	1	44	-	44	at Purdue	-	-	-	-
vs. Utah	5	80	1	36	vs. Duke	2	26	1	23
<b>Totals</b>	<b>54</b>	<b>995</b>	<b>6</b>	<b>79</b>	<b>Totals</b>	<b>6</b>	<b>69</b>	<b>1</b>	<b>23</b>



# HAYDON WHITEHEAD

94

P • 6-2, 205 • Jr.-R  
Columbus, Ind. • Columbus North

### 2017 BIO

Honorable mention All-Big Ten (coaches and media) ... named to the Ray Guy Award Watch List ... averaged 40.7 yards on 85 punts ... landed 33 inside the 20-yard line (T-3rd nationally), 15 inside the 10 and four inside the 5 ... recorded five 50-plus yarders with a long of 56 ... opponents only returned 25 punts for 124 yards (5.0 average) ... collected eight games with at least three punts placed inside the 20 ... downed No. 2 Ohio State inside the 20-yard line three times and averaged 41.0 on nine punts with a long of 49 in his collegiate debut ... in the win at Illinois, pinned the Fighting Illini inside the 20 a career-high five times (9, 14, 13, 1, 5) and only one of his nine punts was returned for four yards ... dropped three inside the 10-yard line and added the career-long 56-yarder in the victory at Virginia ... punted seven times and averaged 43.4 yards ... backed No. 17 Michigan State inside the 20 four times (12, 11, 7, 9) and averaged 43.7 on nine punts ... matched that total at Maryland (3, 18, 7, 14) and at Purdue (8, 6, 17, 13) ... averaged 44.2 on eight punts against No. 17 Michigan and a career-best 44.5 on four punts against No. 4 Wisconsin ... three-time IU special teams player of the week (Michigan, Illinois and Rutgers) ... enrolled in spring classes and participated in practice.

### CAREER STATS - PUNTING

	GP	No	Yds	Long	Avg	TB	FC	I20	50+	Blkd
2017	12	85	3459	56	40.7	5	4	33	5	1
<b>Totals</b>	<b>12</b>	<b>85</b>	<b>3459</b>	<b>56</b>	<b>40.7</b>	<b>5</b>	<b>4</b>	<b>33</b>	<b>5</b>	<b>1</b>

### GAME-BY-GAME

2017	Opponent	No	Yds	Avg	Long	Blkd	TB	FC	50+	I20
	Ohio State	9	369	41.0	49	-	1	4	-	3
	at Virginia	7	304	43.4	56	-	-	-	1	4
	GS	7	298	42.6	54	-	1	-	1	3
	at Penn State	8	305	38.1	52	-	1	-	1	-
	CSU	5	173	34.6	47	-	-	-	-	2
	Michigan	8	354	44.2	48	-	-	-	-	1
	at Michigan St.	9	392	43.6	53	-	-	-	1	4
	at Maryland	6	236	39.3	50	1	-	-	1	4
	Wisconsin	4	178	44.5	49	-	-	-	-	-
	at Illinois	9	352	39.1	48	-	2	-	-	5
	Rutgers	4	156	39.0	45	-	-	-	-	3
	at Purdue	9	341	37.9	48	-	-	-	-	4
<b>Totals</b>		<b>85</b>	<b>3459</b>	<b>40.7</b>	<b>56</b>	<b>1</b>	<b>5</b>	<b>4</b>	<b>5</b>	<b>33</b>



# DAMEON WILLIS JR.

**43**

**LB • 6-1, 225 • Sr.-R**  
Cleveland, Ohio • Saint Ignatius

### 2017 BIO

Played in 10 games and started against No. 17 Michigan and No. 18 Michigan State ... made 27 tackles, 15 solo, one for loss and one pass breakup ... posted a career-high seven stops and a half-TFL against the Spartans ... collected five tackles in the Georgia Southern win.

### WILLIS' CAREER STATS

	GP/GS	Solo	Ast	Total	Sack	TFL	FF	FR-Yds	Int-Yds	QBH	PBU
<b>2015</b>	13/-	8	8	16	-	-	1	1-0	-	-	-
<b>2016</b>	12/1	13	9	22	-	1-2	-	-	-	-	-
<b>2017</b>	10/2	15	12	27	-	1-2	-	-	-	-	-
<b>Totals</b>	<b>35/3</b>	<b>35</b>	<b>28</b>	<b>63</b>	-	<b>2-4</b>	<b>1</b>	<b>1-0</b>	-	-	-

### WILLIS' GAME-BY-GAME

#### 2017

Opponent	Solo	Ast	Total	TFL-Yds	Sacks	FF	FR-Yds	Int-Yds	QBH	PBU
Ohio State	2	-	2	-	-	-	-	-	-	-
at Virginia	0	2	2	-	-	-	-	-	-	-
GS	2	3	5	-	-	-	-	-	-	-
Penn State	1	-	1	-	-	-	-	-	-	-
CSU	4	-	4	-	-	-	-	-	-	-
Michigan	1	1	2	0.5-2	-	-	-	-	-	-
at Michigan St.	3	4	7	0.5-0	-	-	-	-	-	-
at Illinois	1	1	2	-	-	-	-	-	-	-
Rutgers	1	1	2	-	-	-	-	-	-	-
at Purdue	-	-	-	-	-	-	-	-	-	-
<b>Totals</b>	<b>15</b>	<b>12</b>	<b>27</b>	<b>1-2</b>	-	-	-	-	-	-

#### 2016

Opponent	Solo	Ast	Total	TFL-Yds	Sacks	FF	FR-Yds	Int-Yds	QBH	PBU
at FIU	1	2	3	-	-	-	-	-	-	-
Ball State	4	1	5	-	-	-	-	-	-	-
Wake Forest	-	-	-	-	-	-	-	-	-	-
Michigan State	-	-	-	-	-	-	-	-	-	-
at Ohio State	-	1	1	-	-	-	-	-	-	-
Nebraska	-	-	-	-	-	-	-	-	-	-
at N'western	2	1	3	0.5-1	-	-	-	-	-	-
Maryland	1	-	1	-	-	-	-	-	-	-
Penn State	-	-	-	-	-	-	-	-	-	-
at Michigan	-	1	1	0.5-1	-	-	-	-	-	-
Purdue	3	1	4	-	-	-	-	-	-	-
vs. Utah	2	2	4	-	-	-	-	-	-	-
<b>Totals</b>	<b>13</b>	<b>9</b>	<b>22</b>	<b>1.0-2</b>	-	-	-	-	-	-

#### 2015

Opponent	Solo	Ast	Total	TFL-Yds	Sacks	FF	FR-Yds	Int-Yds	QBH	PBU
SIU	1	1	2	-	-	-	-	-	-	-
FIU	1	-	1	-	-	-	-	-	-	-
WKU	-	-	-	-	-	-	-	-	-	-
at Wake Forest	-	-	-	-	-	-	-	-	-	-
Ohio State	-	-	-	-	-	-	-	-	-	-
at Penn State	1	2	3	-	-	-	-	-	-	-
Rutgers	-	-	-	-	-	-	-	-	-	-
at Michigan St.	1	2	3	-	-	-	-	-	-	-
Iowa	1	-	1	-	-	-	-	-	-	-
Michigan	1	-	1	-	-	-	-	-	-	-
at Maryland	2	1	3	-	-	1	-	-	-	-
at Purdue	-	2	2	-	-	-	1-0	-	-	-
vs. Duke	-	-	-	-	-	-	-	-	-	-
<b>Totals</b>	<b>8</b>	<b>8</b>	<b>16</b>	-	-	<b>1</b>	<b>1-0</b>	-	-	-

**THE LAST TIME...**
**YARDS**
**A Team Gained 500 Total Yards:**

INDIANA: Rutgers (507), 11/18/17  
 OPPONENT: Ohio State (596), 8/31/17

**A Team Gained 600 Total Yards:**

INDIANA: Maryland (650), 10/29/16  
 OPPONENT: Southern Illinois (659), 9/5/15

**A Team Gained Less Than 200 Total Yards:**

INDIANA: at Michigan (191), 11/1/14  
 OPPONENT: Rutgers (190), 11/18/17

**An Individual Gained 400 Total Yards:**

INDIANA: Wake Forest, Richard Lagow (488), 9/24/16  
 OPPONENT: Michigan, Jake Rudock (504), 11/14/15

**PASSING**
**An Individual Attempted 40 Passes:**

INDIANA: at Purdue, Richard Lagow (60), 11/25/17  
 OPPONENT: at Virginia, K. Benkert (66), 9/9/17

**An Individual Attempted 50 Passes:**

INDIANA: at Purdue, Richard Lagow (60), 11/25/17  
 OPPONENT: at Virginia, K. Benkert (66), 9/9/17

**An Individual Completed 20 Passes:**

INDIANA: at Purdue, Richard Lagow (32), 11/25/17  
 OPPONENT: at Penn State, Trace McSorley (23), 9/30/17

**An Individual Completed 30 Passes:**

INDIANA: at Purdue, Richard Lagow (32), 11/25/17  
 OPPONENT: at Virginia, K. Benkert (39), 9/9/17

**An Individual Passed For 300 Yards:**

INDIANA: at Purdue, Richard Lagow (373), 10/7/17  
 OPPONENT: at Penn State, Trace McSorley (315), 9/30/17

**An Individual Passed For 400 Yards:**

INDIANA: Ohio State, Richard Lagow (410), 8/31/17  
 OPPONENT: Michigan, Jake Rudock (440), 11/14/15

**An Individual Threw Four Touchdown Passes:**

INDIANA: at Purdue, Nate Sudfeld (4), 11/28/15  
 OPPONENT: Michigan, Jake Rudock (6), 11/14/15

**An Individual Threw Five Touchdown Passes:**

INDIANA: Purdue, Tre Roberson (6), 11/30/13  
 OPPONENT: Michigan, Jake Rudock (6), 11/14/15

**An Individual Threw Six Touchdown Passes:**

INDIANA: Purdue, Tre Roberson (6), 11/30/13  
 OPPONENT: Michigan, Jake Rudock (6), 11/14/15

**A Team Had 10 or Fewer Passing Attempts:**

INDIANA: at Michigan (8), 11/1/14  
 OPPONENT: Charleston Southern (10), 10/7/17

**A Team Had Five Or Fewer Completions:**

INDIANA: at Michigan (5), 11/1/14  
 OPPONENT: Charleston Southern (0), 10/7/17

**A Team Had Zero Completions:**

OPPONENT: Charleston Southern (0), 10/7/17

**A Team Had Zero Yards Passing:**

OPPONENT: Charleston Southern (0), 10/7/17

**A Team Had Fewer Than 50 Yards Passing:**

INDIANA: at Michigan (24), 11/1/14  
 OPPONENT: Charleston Southern (0), 10/7/17

**A Team Had Fewer Than 100 Yards Passing:**

INDIANA: Penn State (68), 11/8/14  
 OPPONENT: Michigan (58), 10/14/17

**RUSHING**
**An Individual Attempted 40 Rushes:**

INDIANA: at Penn State, BenJarvus Green-Ellis (42), 11/15/03  
 OPPONENT: Michigan State, Javon Ringer (44), 9/27/08

**An Individual Attempted 50 Rushes:**

INDIANA: at Wisconsin, Anthony Thompson (52), 11/11/89  
 OPPONENT: Michigan State, Lorenzo White (56), 11/14/87

**An Individual Rushed For 100 Yards:**

INDIANA: Rutgers, Morgan Ellison (149) & Cole Gest (104), 11/18/17  
 OPPONENT: at Purdue, Markell Jones (217), 11/25/17

**An Individual Rushed For 150 Yards:**

INDIANA: Georgia Southern, Morgan Ellison (186), 9/23/17  
 OPPONENT: at Purdue, Markell Jones (217), 11/25/17

**An Individual Rushed For 200 Yards:**

INDIANA: Duke, Devine Redding (227), 12/26/15  
 OPPONENT: at Purdue, Markell Jones (217), 11/25/17

**An Individual Rushed For 300 Yards:**

INDIANA: at Rutgers, Tevin Coleman (307), 11/15/14  
 OPPONENT: Penn State, Larry Johnson (327), 11/16/02

**Two Or More Players Had 100 Yards Rushing In Same Game:**

INDIANA: Rutgers, Morgan Ellison (149) & Cole Gest (104), 11/18/17  
 OPPONENT: Duke, Sirk (155) & Duncan (109) & Wilson (103), 12/26/15

**A Team Rushed For Over 300 Yards:**

INDIANA: Maryland (414), 10/29/16  
 OPPONENT: vs. Duke (373), 12/26/15

**A Team Rushed For Over 400 Yards:**

INDIANA: Maryland (414), 10/29/16  
 OPPONENT: at Wisconsin (554), 11/16/13

**A Team Rushed For Over 450 Yards:**

INDIANA: Indiana State (455), 8/30/14  
 OPPONENT: at Wisconsin (554), 11/16/13

**A Team Was Held To Under 50 Yards Rushing:**

INDIANA: Wisconsin (40), 11/4/17  
 OPPONENT: at Illinois (33), 11/11/17

**A Team Was Held To Under 100 Yards Rushing:**

INDIANA: Wisconsin (40), 11/4/17  
 OPPONENT: Rutgers (87), 11/18/17

**A Team Had Fewer Than 25 Rushing Attempts:**

INDIANA: at Michigan State (23), 10/24/15  
 OPPONENT: at Florida International (21), 9/1/16

**An Individual Scored On A Run Of 60 Yards:**

INDIANA: Rutgers, Devine Redding (66), 10/17/15  
 OPPONENT: Maryland, Ty Johnson (66), 10/29/16

**An Individual Scored On A Run Of 70 Yards:**

INDIANA: Rutgers, Zander Diamont (79), 10/17/15  
 OPPONENT: Duke, Wilson (85) & Sirk (73), 12/26/15

**An Individual Scored On A Run Of 80 Yards:**

INDIANA: at Ohio State, Tevin Coleman (90), 11/22/14  
 OPPONENT: Duke, Wilson (85), 12/26/15

**An Individual Ran For Three Touchdowns:**

INDIANA: Southern Illinois, Jordan Howard (3), 9/5/15  
 OPPONENT: Michigan, Karan Higdon (3), 10/14/17

**An Individual Had Back-To-Back 100-Yard Rushing Games:**

INDIANA: Devine Redding, at Maryland (130), 11/21/15; at Purdue (144), 11/28/15; Duke (227), 12/26/15; at Florida Int'l (135), 9/1/16; Ball State (110), 9/10/16

**An Individual Had Back-To-Back 150-Yard Rushing Games:**

INDIANA: Jordan Howard, Iowa (174), 11/7/15; Michigan (238), 11/14/15

**An Individual Had Back-To-Back 200-Yard Rushing Games:**

INDIANA: Tevin Coleman, at Rutgers (307), 11/15/14; at Ohio State (228), 11/22/14

**RECEIVING**
**An Individual Caught 10 Or More Passes:**

INDIANA: at Maryland, Philyor (13), Timian (13) & Cobbs (10), 10/28/17  
 OPPONENT: at Virginia, O. Zaccheaus (12), 9/9/17

**Two Individuals Caught 10 Or More Passes:**

INDIANA: at Maryland, Philyor (13), Timian (13) & Cobbs (10), 10/28/17

**Three Individuals Caught 10 Or More Passes:**

INDIANA: at Maryland, Philyor (13), Timian (13) & Cobbs (10), 10/28/17

**An Individual Caught 10 Or More Passes In Consecutive Games:**

INDIANA: James Hardy, vs. Illinois (10), 10/8/05; at Iowa (12), 10/15/05

**An Individual Had 100 Yards Receiving In A Game:**

INDIANA: at Purdue, Mack (132) & Cobbs Jr. (105), 11/25/17  
 OPPONENT: at Illinois, Louis Dorsey (107), 11/11/17

**An Individual Had 150 Yards Receiving In A Game:**

INDIANA: Wake Forest, Ricky Jones (208), 9/24/16  
 OPPONENT: Rutgers, Leonte Carroo (157), 10/17/15

**An Individual Had 200 Yards Receiving In A Game:**

INDIANA: Wake Forest, Ricky Jones (208), 9/24/16  
 OPPONENT: Illinois, Steve Hull (224), 11/9/13

**An Individual Had Back-To-Back 100-Yard Receiving Games:**

INDIANA: Ricky Jones, Wake Forest (208), 9/24/16; Michigan State (124), 10/1/16

**An Individual Had Three Straight 100-Yard Receiving Games:**

INDIANA: Cody Latimer, Bowling Green (137), 9/14/13; Missouri (136), 9/21/13; Penn State (140), 10/5/13

**An Individual Scored On A 60-Yard Reception:**

INDIANA: Georgia Southern, Ian Thomas (71), 9/23/17  
 OPPONENT: at Illinois, Louis Dorsey (77), 11/11/17

**An Individual Scored On A 70-Yard Reception:**

INDIANA: Georgia Southern, Ian Thomas (71), 9/23/17  
 OPPONENT: at Illinois, Louis Dorsey (77), 11/11/17

**An Individual Scored On An 80-Yard Reception:**

INDIANA: at Wisconsin, B. Powers to J. Hardy (83), 10/1/05  
 OPPONENT: Michigan State, R.J. Shelton (86), 10/1/16

**An Individual Caught Two Touchdown Passes:**

INDIANA: at Maryland, Simmie Cobbs Jr. (2), 10/28/17  
 OPPONENT: at Penn State, D. Hamilton (3), 9/30/17

**An Individual Caught Three Touchdown Passes:**

INDIANA: Purdue, Shane Wynn (3), 11/30/13  
 OPPONENT: at Penn State, D. Hamilton (3), 9/30/17

**An Individual Caught Four Touchdown Passes:**

INDIANA: Michigan State, James Hardy (4), 10/28/06  
 OPPONENT: Michigan, Jehu Chesson (4), 11/14/15

## THE LAST TIME...

### SCORING

#### An Individual Scored Three Touchdowns:

INDIANA: Michigan, Jordan Howard (3), 11/14/15  
 OPPONENT: Michigan, Karan Higdon (3), 10/14/17

#### An Individual Scored Four Touchdowns:

INDIANA: Michigan State, James Hardy (4), 10/28/06  
 OPPONENT: Michigan, Jehu Chesson (4), 11/14/15

#### An Individual Accounted For Six Touchdowns:

INDIANA: Purdue, Tre Roberson (6 Passing), 11/30/13

#### An Individual Scored A Rushing & Receiving Touchdown In The Same Game:

INDIANA: at Rutgers, Devine Redding, 11/5/16  
 (1 rush, 1 receiving)  
 OPPONENT: at Purdue, Akeem Shavers, 11/24/12  
 (1 rush, 2 receiving)

#### An Individual Scored On A Two-Point Conversion:

INDIANA: at Florida Int'l, Ricky Jones (rush), 9/1/16  
 OPPONENT: Ohio State, J.T. Barrett (rush), 8/31/17

#### A Team Scored A Safety:

INDIANA: at Maryland, Allen Stallings IV (sack), 10/28/17  
 OPPONENT: Purdue, 11/26/16

#### A Team Recorded A Shutout:

INDIANA: Rutgers (41-0), 11/18/17  
 OPPONENT: at Michigan (58-0), 10/14/00

#### A Team Scored 28 Points In A Quarter:

INDIANA: Rutgers (28 - 3rd quarter), 10/17/15  
 OPPONENT: at Penn State (28 - 1st quarter), 9/30/17

#### A Team Scored 30 Points In A Half:

INDIANA: Georgia Southern (31 - 1st half), 9/23/17  
 OPPONENT: Ohio State (36 - 2nd half), 8/31/17

#### A Team Scored 40 Points In A Half:

INDIANA: Indiana State (45 - 1st half), 8/29/13  
 OPPONENT: at Purdue (42 - 2nd half), 11/24/12

### FIELD GOALS

#### An Individual Kicked Three Field Goals:

INDIANA: at Michigan State, Griffin Oakes (3), 10/21/17  
 OPPONENT: vs. Utah, Andy Phillips (4), 12/28/16

#### An Individual Kicked Four Field Goals:

INDIANA: at Maryland, Griffin Oakes (4), 11/21/15  
 OPPONENT: vs. Utah, Andy Phillips (4), 12/28/16

#### An Individual Kicked A 50-Yard Field Goal:

INDIANA: at Virginia, Griffin Oakes (51), 9/9/17  
 OPPONENT: Duke, Ross Martin (52), 12/26/15

### DEFENSE

#### An Individual Made 10 Tackles:

INDIANA: at Purdue, Dutra (11), 11/25/17  
 OPPONENT: at Purdue, Bailey (11) & Ezechukwu (10), 11/25/17

#### An Individual Made 15 Tackles:

INDIANA: Wisconsin, Chase Dutra (15), 11/4/17  
 OPPONENT: Rutgers, Trevor Morris (16), 11/18/17

#### An Individual Made 20 Tackles:

INDIANA: at Michigan State, Austin Thomas (22), 10/13/07  
 OPPONENT: at Wisconsin, Nick Greisen (20), 10/6/01

#### An Individual Had Two Fumble Recoveries:

INDIANA: Ball State, Jonathan Crawford (2), 9/13/16

#### An Individual Had Two Forced Fumbles:

INDIANA: Maryland, Marcus Oliver (2), 10/29/16

#### An Individual Had Two Interceptions:

INDIANA: Purdue, Jonathan Crawford (2), 11/26/16  
 OPPONENT: Purdue, Bailey Markus (2), 11/26/16

#### An Individual Had Three Interceptions:

INDIANA: at Michigan, Greg Yeldell (3), 10/24/98  
 OPPONENT: Iowa, Grant Steen (3), 10/19/02

#### An Individual Recorded 2.0 Sacks

INDIANA: Rutgers, Greg Gooch (2.0), 11/18/17  
 OPPONENT: at Virginia, M. Kiser (2.0), 9/9/17

#### An Individual Recorded 3.0 Sacks

INDIANA: at Penn State, Tegray Scales (3.0), 9/30/17  
 OPPONENT: at Navy, Keegan Wetzel (3.0), 10/20/12

#### An Individual Recorded 4.0 Sacks

INDIANA: Central Michigan, Matt Mayberry (4.0), 11/1/08  
 OPPONENT: Illinois, Will Davis (4.0), 9/22/07

### SPECIAL TEAMS

#### An Individual Scored On A Punt Return:

INDIANA: Georgia Southern, J-Shun Harris II (70), 9/23/17  
 OPPONENT: at Maryland, D. Savage (16, blocked), 10/28/17

#### An Individual Scored On A Kickoff Return:

INDIANA: at Northwestern, Tevin Coleman (96), 9/29/12  
 OPPONENT: at Penn State, Saquon Barkley (98), 9/30/17

#### An Individual Scored On An Interception Return:

INDIANA: at Florida Int'l, Fant (34) & Scales (16), 9/1/16  
 OPPONENT: Nebraska, Chris Jones (33), 10/15/16

#### An Individual Scored On A Fumble Return:

INDIANA: Charleston Southern, Peyton Ramsey (0), 10/7/17  
 OPPONENT: at Penn State, Nick Scott (13), 9/30/17

#### An Individual Blocked A Punt:

INDIANA: at Rutgers, Zeke Walker, 11/5/16

#### An Individual Blocked A Field Goal:

INDIANA: at Maryland, Jacob Robinson, 10/28/17

#### A Team Scored On A Punt & Interception Return In The Same Game:

INDIANA: Western Michigan, 9/2/06 - Chris Phillips 66-yard interception return; Tracy Porter 86-yard punt return

#### A Team Scored On A Punt & Fumble Return In The Same Game:

INDIANA: Georgia Southern, 9/23/17 - Andre Brown Jr. 22-yard fumble return; J-Shun Harris II 70-yard punt return

### INDIANA

#### Indiana Beat A Ranked Opponent:

No. 17 Michigan State, 10/1/16  
 Indiana 24, Michigan State 21 (ot)

#### Indiana Beat A Ranked Opponent On The Road:

at No. 18 Missouri, 9/20/14  
 Indiana 31, Missouri 27

#### Indiana Came From 17 Or More Points Down To Win:

11/21/15 at Maryland  
 Maryland led 21-3 with 5:32 remaining in the first quarter before Indiana went on a 44-7 run for a 47-28 victory

## IU SINGLE-GAME RECORDS

### SINGLE-GAME RUSHING YARDS

- 377 Anthony Thompson at Wisconsin, 11/11/89
- 307 Tevin Coleman at Rutgers, 11/15/14
- 280 Levron Williams at Wisconsin, 10/6/01
- 265 Vaughn Dunbar at Missouri, 9/28/91
- 251 Levron Williams at Mich. State, 11/10/01

### SINGLE-PLAY RUSHING YARDS

- 98t Mickey Erehar at Iowa, 1912
- 90t Tevin Coleman at Ohio State, 11/22/14
- 89 Darrick Burnett vs. Miami (Ohio), 9/24/77
- 85t Darius Willis at Michigan, 9/26/09
- 85t Gene Gedman vs. Pittsburgh, 10/6/51
- 85t Larry Marks at Northwestern, 1923

### SINGLE-GAME RUSHING ATTEMPTS

- 52 Anthony Thompson at Wisconsin, 11/11/89
- 48 Sean Glover at Iowa, 10/14/95
- 47 Anthony Thompson vs. Iowa, 10/29/88
- 44 Alex Smith vs. Mich. State, 11/11/95
- 43 Alex Smith at Iowa, 10/8/94

### SINGLE-GAME PASSING YARDS

- 496 Richard Lagow vs. Wake Forest, 9/24/16
- 480 Ben Chappell vs. Michigan, 10/2/10
- 464 Nate Sudfeld vs. Rutgers, 10/17/15
- 454 Cameron Coffman at Penn State, 11/17/12
- 410 Richard Lagow vs. Ohio State, 8/31/17

### SINGLE-PLAY PASSING YARDS

- 99t John Paci to Thomas Lewis at Penn State, 11/6/93
- 91t Lou D'Achille to Bob Robertson Iowa, 10/7/50
- 90 Bob Kramer to Trent Smock at Kentucky, 9/28/74
- 88t Dave Schnell to Rob Turner vs. South Carolina, 12/28/88
- 83t Blake Powers to James Hardy at Wisconsin, 10/1/05

### SINGLE-GAME PASSING ATTEMPTS

- 65 Richard Lagow vs. Ohio State, 8/31/17
- 64 Ben Chappell vs. Michigan, 10/2/10
- 60 Richard Lagow at Purdue, 11/25/17
- 59 Richard Lagow at Northwestern, 10/22/16
- 59 Cameron Coffman at Penn State, 11/17/12

### SINGLE-GAME PASSING COMPLETIONS

- 45 Ben Chappell vs. Michigan, 10/2/10
- 40 Richard Lagow vs. Ohio State, 8/31/17
- 37 Blake Powers at Iowa, 10/15/05
- 35 Richard Lagow at Northwestern, 10/22/16
- 34 Babe Laufenberg vs. Ohio State, 10/23/82

### SINGLE-GAME COMPLETION PERCENTAGE

- .882 Matt LoVecchio (15-of-17) at Illinois, 11/6/04
- .800 Peyton Ramsey (16-of-20) at Virginia, 9/9/17
- .793 Nate Sudfeld (23-of-29) North Texas, 10/4/14
- .792 Kellen Lewis (19-of-24) Akron, 9/15/07
- .786 Tim Clifford (11-of-14) at Colorado, 9/27/80

### SINGLE-GAME RECEIVING YARDS

- 285 Thomas Lewis at Penn State, 11/6/93
- 258 Tyrone Browning vs. W. Michigan, 9/12/98
- 256 Nate Lundy at Colorado, 9/27/80
- 221 Tandon Doss vs. Michigan, 10/20/07
- 208 Ricky Jones vs. Wake Forest, 9/24/16

### SINGLE-GAME RECEPTIONS

- 16 Jason Spear vs. Purdue, 11/22/97
- 15 Tandon Doss vs. Michigan, 10/2/10
- 14 James Hardy vs. Penn State, 10/20/07
- 13 Whop Philyor at Maryland, 10/28/17
- 13 Luke Timian at Maryland, 10/28/17
- 13 Tyrone Browning vs. W. Michigan, 9/12/98

- Current players in bold

**CAREER 20-PLUS YARD OFFENSIVE PLAYS**

**#4 MORGAN ELLISON - RB**

- 45-yard rush vs. Rutgers, 2017
- 39-yard rush vs. Rutgers, 2017
- 34-yard rush vs. Georgia Southern, 2017
- 33-yard rush vs. Georgia Southern, 2017
- 31-yard rush vs. Michigan, 2017
- 25-yard rush vs. Rutgers, 2017

YEAR	RUSH	CATCH	PASS	TOTAL
2017	6	-	-	6

**#5 J-SHUN HARRIS II - WR**

- **33-yard pass from Sudfeld at Missouri, 2014**
- **22-yard pass from Sudfeld at Bowling Green, 2014**
- 22-yard pass from Sudfeld at Bowling Green, 2014

YEAR	RUSH	CATCH	PASS	TOTAL
2014	-	3 (2)	-	3 (2)

**#6 DONAVAN HALE - WR**

- **49-yard pass from Lagow vs. Wake Forest, 2016**
- 32-yard pass from Ramsey at Virginia, 2017
- **32-yard pass from Lagow at Rutgers, 2016**
- 28-yard pass from Lagow vs. Ohio State, 2017
- 27-yard pass from Lagow vs. Penn State, 2016
- 20-yard pass from Lagow vs. Ohio State, 2017

YEAR	RUSH	CATCH	PASS	TOTAL
2017	-	3 (1)	-	3 (1)
2016	-	3 (1)	-	3 (1)
CAREER	-	6 (2)	-	6 (2)

**#12 PEYTON RAMSEY - QB**

- **45-yard pass to Mack vs. Charleston Southern, 2017**
- **42-yard pass to Williams vs. Georgia Southern, 2017**
- **34-yard pass to Cobbs at Maryland, 2017**
- **32-yard pass to Hale at Virginia, 2017**
- 29-yard pass to Cobbs at Michigan State, 2017
- **29-yard pass to Cobbs at Virginia, 2017**
- 27-yard pass to Williams vs. Charleston Southern, 2017
- **26-yard rush at Virginia, 2017**
- 24-yard pass to Timian vs. Michigan, 2017
- **23-yard pass to Timian at Maryland, 2017**
- **23-yard pass to Gest at Maryland, 2017**
- 23-yard pass to Cobbs vs. Charleston Southern, 2017
- **22-yard pass to Cobbs at Maryland, 2017**

YEAR	RUSH	CATCH	PASS	TOTAL
2017	1 (1)	-	11 (6)	12 (7)

**#15 NICK WESTBROOK - WR**

- **79-yard pass from Lagow vs. Ball State, 2016**
- **75-yard pass from Lagow vs. Wake Forest, 2016**
- 44-yard pass from Lagow vs. Purdue, 2016
- **40-yard pass from Lagow vs. Penn State, 2016**
- 50-yard pass from Lagow at Ohio State, 2016
- **43-yard pass from Lagow vs. Ball State, 2016**
- 41-yard pass from Lagow at Rutgers, 2016
- 37-yard pass from Lagow at Michigan, 2016
- **36-yard pass from Diamont vs. Utah, 2016**
- 34-yard pass from Lagow vs. Penn State, 2016
- 33-yard pass from Lagow at Northwestern, 2016
- 23-yard pass from Sudfeld vs. Duke, 2015
- 22-yard pass from Lagow at Michigan, 2016
- 22-yard pass from Lagow at Rutgers, 2016
- 22-yard pass from Lagow vs. Michigan State, 2016
- 20-yard pass from Lagow vs. Wake Forest, 2016

YEAR	RUSH	CATCH	PASS	TOTAL
2017	-	-	-	-
2016	-	15 (5)	-	15 (5)
2015	-	1	-	1
CAREER	-	16 (5)	-	16 (5)

**#20 COLE GEST - RB**

- 42-yard rush vs. Georgia Southern, 2017
- 25-yard rush at Illinois, 2017
- **23-yard pass from Ramsey at Maryland, 2017**

YEAR	RUSH	CATCH	PASS	TOTAL
2017	2	1 (1)	-	3 (1)

**#22 WHOP PHILYOR - WR**

- 36-yard pass from Lagow vs. Rutgers, 2017
- 24-yard pass from Lagow vs. Wisconsin, 2017
- 20-yard pass from Ramsey at Michigan State, 2017

YEAR	RUSH	CATCH	PASS	TOTAL
2017	-	3	-	3

**#24 MIKE MAJETTE - RB**

- 48-yard rush vs. Ball State, 2016
- 28-yard pass from Lagow at Florida International, 2016
- 28-yard rush at Purdue, 2015
- 26-yard pass from Lagow at Florida International, 2016
- 21-yard rush vs. Rutgers, 2015
- 20-yard pass from Lagow vs. Michigan, 2017

YEAR	RUSH	CATCH	PASS	TOTAL
2017	-	1	-	1
2016	1	2	-	3
2015	2	-	-	2
CAREER	3	3	-	6

**#25 LUKE TIMIAN - WR**

- 40-yard pass from Lagow vs. Michigan State, 2016
- 31-yard pass from Lagow at Michigan, 2016
- **27-yard pass from Sudfeld vs. Duke, 2015**
- 25-yard pass from Lagow at Purdue, 2017
- 24-yard pass from Lagow at Illinois, 2017
- 24-yard pass from Ramsey vs. Michigan, 2017
- 24-yard pass from Lagow vs. Penn State, 2016
- 24-yard pass from Sudfeld at Maryland, 2015
- **23-yard pass from Ramsey at Maryland, 2017**
- 23-yard pass from Lagow at Florida International, 2016
- 22-yard pass from Lagow at Purdue, 2017
- 21-yard pass from Lagow vs. Wisconsin, 2017
- **20-yard pass from Lagow vs. Rutgers, 2017**

YEAR	RUSH	CATCH	PASS	TOTAL
2017	-	7 (2)	-	7 (2)
2016	-	4	-	4
2015	-	2 (1)	-	2 (1)
CAREER	-	13 (3)	-	13 (3)

**#33 RICKY BROOKINS - RB**

- 64-yard rush at Purdue, 2017
- 40-yard rush at Purdue, 2015
- 20-yard rush vs. Utah, 2016

YEAR	RUSH	CATCH	PASS	TOTAL
2017	1	-	-	1
2016	1	-	-	1
2015	1	-	-	1
CAREER	2	-	-	2

**#62 BRANDON KNIGHT - OL**

- **22-yard pass from Sudfeld at Purdue, 2015**

YEAR	RUSH	CATCH	PASS	TOTAL
2015	-	1 (1)	-	1 (1)

- Plays in **BOLD** indicate a touchdown