



# INDIANA

8 NCAA CHAMPIONSHIPS • 19 COLLEGE CUPS

## 2018 SCHEDULE/RESULTS

Aug. 24	at #5 Wake Forest	L, 1-2 (20T)
Aug. 26	at #3 North Carolina	W, 1-0
<b>Aug. 31</b>	<b>#22 DARTMOUTH#</b>	<b>W, 3-0</b>
<b>Sept. 2</b>	<b>#18 UCONN#</b>	<b>W, 1-0</b>
<b>Sept. 7</b>	<b>VCU</b>	<b>W, 5-0</b>
Sept. 11	at #8 Notre Dame	W, 2-1 (OT)
Sept. 16	at Wisconsin*	W, 3-1
Sept. 21	at Evansville	W, 5-0
<b>Sept. 26</b>	<b>NORTHWESTERN*</b>	<b>W, 2-1</b>
<b>Sept. 30</b>	<b>PENN STATE*</b>	<b>W, 2-0</b>
Oct. 3	at #4 Kentucky	L, 0-3
Oct. 7	at #14 Michigan*	W, 1-0
<b>Oct. 12</b>	<b>MARYLAND*</b>	<b>W, 2-1</b>
<b>Oct. 16</b>	<b>BUTLER</b>	<b>W, 3-0</b>
Oct. 19	at Rutgers*	W, 1-0
Oct. 24	at Ohio State*	W, 1-0
<b>Oct. 28</b>	<b>#12 MICHIGAN STATE* W, 1-0 (OT)</b>	
<b>Nov. 4</b>	<b>NORTHWESTERN^ W, 2-1 (OT)</b>	
Nov. 9	vs. Maryland^	T, 1-1
Nov. 11	vs. Michigan^	W, 3-0
<b>Nov. 18</b>	<b>UCONNS</b>	<b>W, 4-0</b>
<b>Nov. 24</b>	<b>#20 AIR FORCES</b>	<b>W, 2-0</b>
<b>Nov. 30</b>	<b>#13 NOTRE DAME\$</b>	<b>7 PM</b>

All Game Times ET | **HOME GAMES BOLD**  
 \* BIG match # adidas/IU Credit Union Classic  
 ^ Big Ten Tournament \$ NCAA Tournament

## FOLLOW THE HOOSIERS ON SOCIAL MEDIA

- @INDIANAMSOC
- @INDIANAMSOC
- @INDIANAMSOC
- IU ATHLETICS

#Q49 // #GoIU

Media Relations Men's Soccer Contact  
 Scott Burns  
 O - (812) 856-2939 • C - (812) 322-5285  
 sctburns@indiana.edu

## No. 1 INDIANA (19-2-1) vs. No. 13 NOTRE DAME (11-6-3)



### MATCH DETAILS

Date . . . . . November 30, 2018  
 Kickoff . . . . . 7:00 PM ET  
 Location . . . . . Bloomington, Ind.  
 Venue . . . . . Armstrong Stadium  
 Stream . . . . . BTN Plus  
 Live Stats . . . . . IUHoosiers.com  
 Series Record . . . . . Indiana leads, 30-9-3



### SETTING THE SCENE

- The No. 1-ranked and No. 2-seeded Indiana Hoosiers will face the No. 13-ranked and No. 7-seeded Notre Dame Fighting Irish in the quarterfinals of the NCAA Tournament on Friday at Jerry Yeagley Field at Bill Armstrong Stadium.
- Notre Dame advanced past Michigan in the second round of the tournament in penalty kicks before beating No. 10-seeded Virginia, 1-0, in overtime in the third round.
- The Hoosiers won both the Big Ten regular season championship (15th time) and Big Ten Tournament championship (13th time) in the same season for the first time since 2006.
- Indiana is seeded No. 2 overall for the 2018 NCAA Tournament, marking the 14th time in the last 16 years since the current seeding format began in 2003 that IU has earned a top-16 seed.
- The berth for the Hoosiers is the team's 32nd-straight bid to the NCAA Tournament and the 43rd overall in the program's history.

### NEWS AND NOTES

- D Andrew Gutman was named Big Ten Defensive Player of the Year and First-Team All-Big Ten unanimously, while GK Trey Muse was named Big Ten Goalkeeper of the Year and First-Team All-Big Ten unanimously as well. D Jack Maher was named Big Ten Freshman of the Year, while Todd Yeagley was unanimously tabbed as the Big Ten Coach of the Year.
- Joining Gutman and Muse on the All-Big Ten First-Team were MF Francesco Moore and MF Griffin Dorsey. Earning Second-Team All-Big Ten accolades were D Timmy Mehl, D Rece Buckmaster, MF Trevor Swartz and F Justin Rennicks.
- D Jack Maher was a unanimous selection to the Big Ten All-Freshman Team, while MF Jeremiah Gutjahr was IU's Big Ten Sportsmanship Award honoree.
- Senior D Andrew Gutman and sophomore GK Trey Muse were named two of 15 semifinalists for the 2018 MAC Hermann Trophy. Gutman was just one of four defenders named to the list, while Muse was the only goalkeeper named a semifinalist.
- Both Gutman and Muse earned preseason All-America accolades from both Top Drawer Soccer and College Soccer News.
- MF Jeremiah Gutjahr was named on of 30 candidates for the Senior CLASS Award.

**2018 INDIANA MEN'S SOCCER ROSTER**

<b>No.</b>	<b>Name</b>	<b>Pos.</b>	<b>Yr.</b>	<b>Ht.</b>	<b>Wt.</b>	<b>Hometown/Last School</b>
0	Sean Caulfield	GK	R-Jr.	6-2	185	East Lake, Fla./East Lake
1	Trey Muse	GK	So.	6-4	195	Louisville, Ky./Roosevelt (Wash.)
2	Jordan Kleyn	D	R-Jr.	5-11	165	Plainfield, Ind./Avon
3	Jacob Meier	D	R-Fr.	6-2	170	Shakopee, Minn./Shakopee
4	A.J. Palazzolo	D	R-So.	6-1	165	St. Louis, Mo./Christian Brothers College
5	Timmy Mehl	D	R-Sr.	6-1	170	Manhattan Beach, Calif./Loyola
6	Jack Maher	D	Fr.	6-3	175	Caseyville, Ill./Althoff Catholic
7	Trevor Swartz	MF	R-Sr.	5-10	155	Cameron Park, Calif./Ponderosa
9	Thomas Warr	F	So.	6-0	175	Zionsville, Ind./Zionsville
10	Justin Rennicks	MF/F	So.	5-11	165	Hamilton, Mass./Hamilton Wenham Regional
11	Cory Thomas	MF	R-Sr.	6-0	160	Corydon, Ind./Corydon Central
12	Austin Panchot	MF	Sr.	5-7	155	St. Louis, Mo./Lafayette
13	Francesco Moore	MF	R-Sr.	5-10	168	Highland Park, Ill./Highland Park
14	Griffin Dorsey	MF/F	So.	6-0	160	Evergreen, Colo./Evergreen
15	Andrew Gutman	D	Sr.	6-0	170	Hinsdale, Ill./Hinsdale Central
16	Joe Schmidt	MF	R-Fr.	5-8	155	Bainbridge Township, Ohio/University School
17	Jeremiah Gutjahr	MF	Sr.	5-10	160	Bloomington, Ind./North
18	Ryan Wittenbrink	F	Fr.	6-1	165	Libertyville, Ill./Libertyville
19	Rece Buckmaster	D/MF	Sr.	5-8	145	Auburn, Ind./Canterbury
20	Ben Yeagley	MF	Fr.	5-9	150	Bloomington, Ind./Bloomington South
21	Spencer Glass	MF/D	R-So.	6-0	165	Fort Wayne, Ind./Carroll
22	Ian Black	F	R-So.	5-10	165	Dublin, Ohio/Dublin-Jerome
23	Isaac Sarosy	D	Fr.	5-11	170	Fair Oaks, Ind./Andrean
24	Daniel Munie	D	Fr.	5-11	165	Maryland Heights, Mo./Parkway North
25	Trey Kapsalis	MF	Fr.	5-7	140	Fishers, Ind./Cathedral
26	Kyle Barks	MF	R-Fr.	5-11	165	St. Louis, Mo./De Smet Jesuit
28	John Bannec	D	R-Fr.	6-0	165	Bloomington, Ind./South
29	Bryant Pratt	GK	Fr.	6-2	185	Columbus, Ohio/Bishop Watterson
30	Jacob Gruber	GK	R-Fr.	6-1	190	Fishers, Ind./Cathedral

**Head Coach:** Todd Yeagley (Ninth Season)**Assistant Coach/Recruiting Coordinator:** Kevin Robson (Fifth Season)**Assistant Coach:** Danny O'Rourke (First Season)**Assistant Coach:** Zac Brown (Second Season)**Undergraduate Assistant Coach:** Christian Lomeli (First Season)**PRONUNCIATION GUIDE**

Sean Caulfield  
 Jack Maher  
 Francesco Moore  
 Jeremiah Gutjahr  
 Andrew Gutman  
 Timmy Mehl

CALL-field  
 Mayor  
 fran-CHESS-co  
 GOOT-yar  
 GOOT-man  
 Mel

Trey Muse  
 A.J. Palazzolo  
 Austin Panchot  
 Kevin Robson  
 Todd Yeagley

MEW-s  
 Pal-uh-zo-low  
 Poncho  
 ROBE-son  
 YAY-glee

SCOUTING THE FIGHTING IRISH

- The Notre Dame Fighting Irish enter Friday's match with the Hoosiers with an overall record of 11-6-3 on the season.
• The Fighting Irish earned an at-large berth to the NCAA Tournament after falling to Louisville, 1-0, in the quarterfinals of the ACC Tournament.
• Notre Dame is ranked No. 13 in the United Soccer Coaches poll and earned the No. 7 seed for the NCAA Tournament.
• Thomas Ueland and Patrick Berneski lead Notre Dame with six goals each on the season, while Felician Dumas has a team-best six assists on the year.
• Notre Dame is ranked 34th in the NCAA in goals-against average (0.914) and 66th in scoring offense (1.50).
• On the year, the Fighting Irish have out-scored their opponents, 30-19.

SERIES HISTORY

- In the overall series between the Hoosiers and the Fighting Irish, Indiana leads 30-9-3.
• Earlier this season, Indiana beat the Fighting Irish, 2-1, in overtime on a goal from Justin Rennicks in the 93rd minute. A.J. Palazolo also scored for IU in the match in South Bend.
• The series has been tight recently, with four of the last five matches being decided by one goal.
• All-time in Bloomington, Indiana is 15-6-1 against the Fighting Irish.
• In the NCAA Tournament, IU is 2-1 against Notre Dame.

NCAA TOURNAMENT HISTORY

- The berth for the Hoosiers is the team's 32nd-straight bid to the NCAA Tournament and the 43rd overall in the program's history.
• Indiana has an NCAA-best .728 (90-32-5) winning percentage in the tournament, while the 90 victories are also tops in the NCAA.
• IU has appeared in 19 College Cups, which leads all Division I teams, and won its eighth national title in 2012.

HOOSIERS IN THE QUARTERFINALS

- With Indiana's 2-0 win over No. 20 Air Force, the Hoosiers earned a spot in the NCAA Tournament quarterfinals for the 27th time in program history.
• IU has been in the quarterfinals two-straight seasons and three times under head coach Todd Yeagley.
• All-time, Indiana is 17-6-2 (.720) in the NCAA Tournament quarterfinals, including 13-0-2 (.933) at Armstrong Stadium.
• The Hoosiers, who own the NCAA record for College Cup appearances, will look to earn the team's 20th trip in program history.

HOME COOKING

- Indiana is 23-0-2 in the team's last 25 matches at Jerry Yeagley Field at Bill Armstrong Stadium.
• IU's last loss at home came on Nov. 27, 2016 to No. 20 Virginia Tech, 2-1, in overtime in the third round of the NCAA Tournament.
• The Hoosiers are 11-0 at home this season and have out-scored opponents, 27-3.

2018 QUICK FACTS

Table with 2 columns: Fact and Value. Includes Location (Bloomington, Ind.), Founded (1820), Colors (Cream and Crimson), Nickname (Hoosiers), Enrollment (48,514), Soccer Facility (Jerry Yeagley Field at Bill Armstrong Stadium), President (Michael A. McRobbie), Vice President/Director of Athletics (Fred Glass), Conference (Big Ten), Athletic Department Phone (812-855-0866), Ticket Office Phone (1-866-IU-SPORTS).

IUMS HISTORY

Table with 2 columns: Record and Value. Includes First year of varsity competition (1973), All-Time Record (753-176-97 (.780)), All-Time Big Ten Record (118-27-24 (.765)), NCAA Titles (8 ('82, '83, '88, '98, '99, '03, '04, '12)), NCAA Championship Appearances (15), NCAA College Cup Appearances (19), NCAA Tournament Appearances (43), Current NCAA Tournament Appearance Streak (32), Big Ten (Tournament) Championships (13), Big Ten Regular Season Titles (15), Record at Armstrong Stadium (320-64-46 (.796)).

2018 COACHING STAFF

Table with 2 columns: Position and Name. Includes Head Coach (Todd Yeagley), Alma Mater (Indiana), Indiana Record (122-44-33 (9th year)), Career Record (129-53-35 (10th year)), Assistant Coach (Kevin Robson (Indiana), Danny O'Rourke (Indiana), Zac Brown (Loyola)), Undergraduate Assistant Coach (Christian Lomeli), Soccer Office Secretary (Cathy Narey), Soccer Office Phone ((812) 855-0051), Mailing Address (Assembly Hall, 1001 East 17th Street, Bloomington, IN 47408).

2018 BIG TEN STANDINGS

Table with 7 columns: Rank, Team, Conference W, Conference L, Conference T, Conference Pts., Overall W, Overall L, Overall T. Lists teams from 1. Indiana to 9. Ohio State.

Records through games played Nov. 25; Standings final.

**INDIANA DOWNS AIR FORCE, 2-0**

- The Hoosiers posted the team’s 14th shutout of the season against Air Force, shutting out the NCAA’s most prolific goal-scoring team.
- Timmy Mehl had a goal and an assist, while Trevor Swartz had an assist on each IU goal. Austin Panchot netted the match-winner in the seventh minute for the Hoosiers.

**GUTMAN, MUSE NAMED MAC HERMANN TROPHY SEMIFINALISTS**

- Senior D Andrew Gutman and sophomore GK Trey Muse were named two of 15 semifinalists for the 2018 MAC Hermann Trophy. Gutman was just one of four defenders named to the list, while Muse was the only goalkeeper named a semifinalist.
- The MAC Hermann Trophy, presented by World Wide Technology, is the most prestigious individual award in college soccer and is presented annually to the most outstanding male and female players of the year.
- In the storied history of Indiana men’s soccer, an IU player has been named the national player of the year 11 times, including IU head coach Todd Yeagley. Last season, Grant Lillard was a runner-up for the award, while in 2016 Tanner Thompson was a semifinalist.

**MUSE MOVING UP**

- With his 11 solo shutouts this season, Trey Muse ranks in a tie for seventh in Indiana history with 29 career blank sheets.
- Muse’s 29 shutouts are even more impressive considering he has played in only 47 career matches.
- Muse is tied with Chris Oswald with 28. Chay Cain and Jay Nolly are tied for fifth with 30.

**SWARTZ DISHING OUT THE ASSISTS**

- Trevor Swartz leads the country in assists with 15.
- Swartz’s 15 assists are the most for any Hoosier in a season since Sean Shapert had 17 in 1989.
- Swartz’s five assists are tied for the most for any Hoosier in any NCAA Tournament, matching Armando Betancourt in 1980.
- Swartz’s three assists against UConn in the NCAA Tournament matched the school’s single-match record by a senior and were the most by a senior since Lavrynenko had three against Kentucky in 1999.
- His three assists also matched Lavrynenko’s NCAA Tournament school record that he set against Evansville in 1996.

**U-20 STANDOUTS**

- Indiana’s Griffin Dorsey and Justin Rennicks were named to the U.S. U-20 National Team for the 2018 Concacaf U-20 Championship.
- The dup helped USMNT qualify for the 2019 U-20 World Cup and win the title.
- Rennicks appeared in all eight matches (four starts), scoring four goals with five assists.
- Dorsey appeared in four matches (two starts), scoring one goal and recording three assists.
- Rennicks and Dorsey were two of only four college players named to the squad. IU was the only team in the nation with two players on the team.

**BIG TEN CHAMPIONS**

- For the first time since 2006, Indiana won both the Big Ten regular season and the Big Ten Tournament titles in the same season.
- Indiana’s regular season title was the 15th in program history, while the tournament championship was the 13th in school history.

**INDIANA’S RECORD...**

At home .....	11-0-0
On the road .....	7-2-0
At neutral sites .....	1-0-1
vs. ranked opponents .....	7-2-0
In the Big Ten .....	8-0-0
In non-conference games .....	11-2-1
In overtime games .....	3-1-1
When scoring first .....	18-0-1
When opponent scores first .....	1-2-0
When leading in shots .....	17-2-1
When trailing in shots .....	2-0-0
When tied in shots .....	0-0-0
When leading in corner kicks .....	15-1-1
When trailing in corner kicks .....	3-1-0
When tied in corner kicks .....	1-0-0
With more fouls .....	2-0-0
With fewer fouls .....	17-2-0
When tied in fouls .....	0-0-1
When scoring one goal .....	6-1-1
When scoring two goals .....	6-0-0
When scoring three or more goals .....	7-0-0
In August .....	2-1-0
In September .....	7-0-0
In October .....	6-1-0
In November .....	4-0-1
In December .....	0-0-0

**ATTENDANCE RECORDS**

The Indiana men’s soccer team regularly draws large crowds to Armstrong Stadium. Below are the top-attended games in stadium history:

1. vs. UCLA .....	7,720	9/1/13
2. vs. UCLA .....	7,423	9/2/07
3. vs. SMU .....	6,000	9/5/87
4. vs. Virginia .....	5,672	9/2/89
5. vs. Notre Dame .....	5,613	9/3/06
6. vs. Michigan State .....	5,450	12/1/17
7. vs. Howard .....	5,168	12/4/88
8. vs. USF .....	5,000	9/17/83
9. vs. South Carolina .....	4,960	9/3/94
10. vs. Akron .....	4,884	11/3/05
11. vs. Maryland .....	4,726	9/3/99
12. vs. Notre Dame .....	4,654	9/26/17
13. vs. Penn State .....	4,585	9/30/05
14. vs. South Carolina .....	4,500	9/4/87
15. vs. Notre Dame .....	4,496	11/20/94

**HOOSIERS DOMINATE UCONN, 4-0**

- The Hoosiers defeated the UConn Huskies, 4-0, in the second round of the NCAA Tournament.
- Four different Hoosiers scored, while Trevor Swartz notched three assists in the victory.
- IU out-shot the Huskies, 22-3, and had a 12-1 advantage in corner kicks.

**PERFECT IN THE BIG TEN**

- The Hoosiers became the first team in Big Ten history to post an 8-0 record in league play this season.
- IU became the first unbeaten and untied Big Ten regular season champion since Penn State (6-0) in 2005.
- Indiana went a perfect 6-0 in Big Ten play in 2002 when league had seven teams.

**HOOSIERS DOMINATE YEARLY BIG TEN AWARDS**

- D Andrew Gutman was named Big Ten Defensive Player of the Year and First-Team All-Big Ten unanimously, while GK Trey Muse was named Big Ten Goalkeeper of the Year and First-Team All-Big Ten unanimously as well. D Jack Maher was named Big Ten Freshman of the Year, while Todd Yeagley was unanimously tabbed as the Big Ten Coach of the Year.
- Joining Gutman and Muse on the All-Big Ten First-Team were MF Francesco Moore and MF Griffin Dorsey. Earning Second-Team All-Big Ten accolades were D Timmy Mehl, D Rece Buckmaster, MF Trevor Swartz and F Justin Rennicks.
- D Jack Maher was a unanimous selection to the Big Ten All-Freshman Team, while MF Jeremiah Gutjahr was IU's Big Ten Sportsmanship Award honoree.
- Indiana had a league-best 11 honorees.

**BIG TEN STREAK**

- The Hoosiers are unbeaten in the team's last 38 matches against Big Ten opponents, posting a record of 24-0-14.
- Indiana's last loss to a league foe was at Ohio State on Oct. 10, 2015.

**STELLAR SENIOR CLASS**

- The Hoosiers' eight seniors - Rece Buckmaster, Jeremiah Gutjahr, Andrew Gutman, Timmy Mehl, Francesco Moore, Austin Panchot, Trevor Swartz and Cory Thomas - have played a tremendous part in the team's success.
- Those eight players over the last five seasons have helped the Hoosiers post a record of 74-15-21 (.760).
- The eight seniors have played a pivotal role, earning a combined 457 starts.
- The seniors played in 2017 NCAA College Cup Final and helped IU win the Big Ten regular season title this year.

**BALANCED ATTACK**

- Through 22 matches this season, Indiana has had 10 different players score goals, led by Andrew Gutman with 11.
- 13 different players have tallied assists, led by Trevor Swartz (15), Spencer Glass (8) and Andrew Gutman (8).

**2018 HONORS****ANDREW GUTMAN**

- Big Ten Defensive Player of the Year (Unanimous)
- First-Team All-Big Ten (Unanimous)
- MAC Hermann Trophy Semifinalist
- Most Outstanding Defensive Player of the Big Ten Tournament
- Big Ten All-Tournament Team
- Top Drawer Soccer National Team of the Week (Nov. 13)
- Big Ten Offensive Player of the Week (Oct. 30)
- Top Drawer Soccer National Team of the Week (Oct. 30)
- Big Ten Offensive Player of the Week (Oct. 16)
- Top Drawer Soccer National Team of the Week (Oct. 16)
- College Soccer News National Team of the Week (Oct. 15)
- College Soccer News National Team of the Week (Sept. 24)
- Top Drawer Soccer National Team of the Week (Sept. 18)
- College Soccer News National Player of the Week (Sept. 3)
- College Soccer News National Team of the Week (Sept. 3)
- Top Drawer Soccer National Team of the Week (Sept. 4)
- Big Ten Offensive Player of the Week (Sept. 5)
- 2018 adidas/IU Credit Union Classic Most Outstanding Offensive Player
- 2018 adidas/IU Credit Union Classic All-Tournament Team
- MAC Hermann Trophy Watch List
- First-Team Preseason All-America by College Soccer News
- First-Team Preseason Best XI by Top Drawer Soccer
- Big Ten Preseason Honors List

**TREY MUSE**

- Big Ten Goalkeeper of the Year (Unanimous)
- First-Team All-Big Ten (Unanimous)
- MAC Hermann Trophy Semifinalist
- Big Ten Defensive Player of the Week (Oct. 30)
- Big Ten Defensive Player of the Week (Sept. 5)
- Honorable-Mention Top Drawer Soccer National Team of the Week (Sept. 4)
- Second-Team Preseason All-America by College Soccer News
- Third-Team Preseason Best XI by Top Drawer Soccer
- Big Ten Preseason Honors List

**FRANCESCO MOORE**

- First-Team All-Big Ten (Unanimous)
- Big Ten Preseason Honors List
- Big Ten All-Tournament Team

**GRIFFIN DORSEY**

- First-Team All-Big Ten

**TREVOR SWARTZ**

- Second-Team All-Big Ten
- College Soccer News National Team of the Week (Nov. 26)
- Top Drawer Soccer National Team of the Week (Nov. 20)
- College Soccer News National Team of the Week (Nov. 20)
- Big Ten Offensive Player of the Week (Oct. 23)
- Top Drawer Soccer National Team of the Week (Oct. 23)
- College Soccer News National Team of the Week (Sept. 17)

**RECE BUCKMASTER**

- Second-Team All-Big Ten
- 2018 adidas/IU Credit Union Classic All-Tournament Team

**TIMMY MEHL**

- Second-Team All-Big Ten
- Top Drawer Soccer National Team of the Week (Nov. 27)
- College Soccer News National Team of the Week (Nov. 26)

**JUSTIN RENNICKS**

- Second-Team All-Big Ten

**JACK MAHER**

- Big Ten Freshman of the Year
- Big Ten All-Freshman Team (Unanimous)
- Top Drawer Soccer National Team of the Week (Nov. 27)
- Honorable-Mention Top Drawer Soccer National Team of the Week (Aug. 27)

**CORY THOMAS**

- Most Outstanding Offensive Player of the Big Ten Tournament
- Big Ten All-Tournament Team

**SPENCER GLASS**

- Honorable-Mention Top Drawer Soccer National Team of the Week (Sept. 11)

**A.J. PALAZZOLO**

- 2018 adidas/IU Credit Union Classic All-Tournament Team
- Big Ten Offensive Player of the Week (Aug. 28)

**GUTMAN LEADS IU PAST MARYLAND**

- Andrew Gutman scored two goal, including the match-winner with just 18 seconds left in regulation, to lead IU over Maryland on Oct. 10.
- Gutman's winner with 18 seconds left is the latest match-winner for the Hoosiers in regulation since Will Bruin's goal with 11 seconds remaining in a 3-2 win at Penn State on Sept. 24, 2010.
- IU's win over Maryland was the team's first since 2004.

**GUTJAHN NAMED SENIOR CLASS CANDIDATE**

- Senior MF Jeremiah Gutjahr was named one of 30 finalists for the Senior CLASS Award.
- From the list of 30 candidates, a committee will select ten finalists for the 2018 Senior CLASS Award. Those 10 names will then be placed on the official ballot for a nationwide vote. Fan balloting will be coupled with votes from coaches and media to determine the recipient of the award.

**HOOSIERS WIN AT NO. 8 NOTRE DAME**

- Indiana earned the team's fourth win over a ranked opponent on Sept. 11, beating No. 8 Notre Dame, 2-1, in overtime in South Bend.
- After falling behind in the 71st minute, A.J. Palazzolo headed home the equalizer for IU in the 79th.
- In overtime, Justin Rennicks scored the match-winner in the 93rd minute to give Indiana the win.
- The win was the first for Indiana in South Bend since Nov. 25, 2012.

**GUTMAN, MUSE EARN PRESEASON ALL-AMERICA HONORS**

- Senior D Andrew Gutman (First-Team) and sophomore GK Trey Muse (Second-Team) were named to College Soccer News' Preseason All-America teams. Gutman (First-Team) and Muse (Third-Team) also earned Preseason Best XI accolades from Top Drawer Soccer.
- Along with the preseason All-America accolades, Gutman was named the No. 2 player in the nation and No. 1 in the Big Ten in Top Drawer Soccer's preseason player rankings.
- Muse was ranked No. 33 in the nation and No. 5 in the league, while Francesco Moore was ranked No. 35 in the country and No. 6 in the conference. Griffin Dorsey came in at No. 57 in the nation and No. 10 in the Big Ten. Earlier this month, Gutman, Moore and Muse were all named to the Big Ten Preseason Honors List.

**IU ADVANCES TO 2017 COLLEGE CUP FINAL**

- The Hoosiers advanced to the College Cup Final in 2017 for the 15th time in program history with a 1-0 victory over North Carolina in the semifinals.
- Indiana's 19 College Cup appearances are the most in NCAA history.
- The College Cup was the second for the Hoosiers under head coach Todd Yeagley, who guided the team to the program's eighth NCAA title in 2012.

**MUSE, HOOSIERS SET SHUTOUT RECORDS**

- Goalkeeper Trey Muse tied the NCAA single-season record for individual shutouts with 18 clean sheets in 2017.
- Muse matched fellow Hoosier John Putna (1979) and David Meves (2009) who also posted 18 shutouts in one season.
- The 18 shutouts on the season is an Indiana team record, matching the team mark set in 1979.
- IU posted nine-straight shutouts in 2017, setting a program record and eclipsing the 1975 and 1976 teams that combined for seven-straight.

**IN THE POLLS**

Team	Coaches	TDS	CSN	RPI
Indiana	1	1	3	2
Wake Forest	5	3	8	1
North Carolina	3	3	3	4
Dartmouth	22	--	22	40
UConn	18	--	--	24
VCU	--	--	--	52
Notre Dame	8	12	12	6
Wisconsin	--	--	--	47
Evansville	--	--	--	124
Northwestern	--	--	--	143
Penn State	--	--	--	86
Kentucky	4	3	5	5
Michigan	14	22	12	28
Maryland	--	--	--	12
Butler	--	--	--	136
Rutgers	--	--	--	179
Ohio State	--	--	--	185
Michigan State	12	20	11	33
Northwestern	--	--	--	143
Maryland	RV	10	RV	12
Michigan	--	--	21	28
UConn	RV	RV	24	24
Air Force	20	15	17	26
Notre Dame	13	6	14	6

*Rankings as of this week or week IU faced opponent; RPI current*

**IU IN THE NCAA/BIGTEN RANKINGS**

Category	Value	NCAA Rank	B1G Rank
Assists Per Game	2.59	2	1
Corner Kicks Per Game	7.27	1	1
Fouls Per Game	8.68	4	1
Points Per Game	6.77	6	1
Save Percentage	0.804	22	3
Scoring Offense	2.09	12	1
Shots Per Game	15.18	15	1
Shots on Goal Per Game	6.27	31	1
Shutout Percentage	0.636	3	1
Team Goals Against Average	0.487	4	1
Total Assists	57	2	1
Total Goals	46	5	1
Total Points	149	4	1
Win-Lost-Tied Percentage	0.886	3	1

*Rankings as of games played Nov. 25*

**INDIVIDUAL CAREER STATS****John Bannec**

Season	GP	G	A	Pts	Shot	Shot%	SOG	SOG%	GW	PK-Att
2018	3	0	0	0	0	.000	0	.000	0	0-0
TOTAL	3	0	0	0	0	.000	0	.000	0	0-0

**Kyle Barks**

Season	GP	G	A	Pts	Shot	Shot%	SOG	SOG%	GW	PK-Att
2018	1	0	0	0	0	.000	0	.000	0	0-0
TOTAL	1	0	0	0	0	.000	0	.000	0	0-0

**Ian Black**

Season	GP	G	A	Pts	Shot	Shot%	SOG	SOG%	GW	PK-Att
2016	3	0	0	0	2	.000	0	.000	0	0-0
2018	11	0	1	1	4	.000	3	.750	0	0-0
TOTAL	14	0	1	1	6	.000	3	.500	0	0-0

**Rece Buckmaster**

Season	GP	G	A	Pts	Shot	Shot%	SOG	SOG%	GW	PK-Att
2015	12	1	1	3	4	.250	1	.250	0	0-0
2016	21	0	2	2	6	.000	1	.167	0	0-0
2017	23	0	6	6	5	.000	4	.800	0	0-0
2018	22	4	3	11	12	.333	6	.500	1	0-0
TOTAL	78	5	12	22	27	.185	12	.444	1	0-0

**Sean Caulfield**

Season	GP	G	A	Pts	Shot	Shot%	SOG	SOG%	GW	PK-Att
2017	1	0	0	0	0	.000	0	.000	0	0-0
2018	3	0	0	0	0	.000	0	.000	0	0-0
TOTAL	4	0	0	0	0	.000	0	.000	0	0-0

Season	GP	Minutes	GA	GAAvg	Saves	Save%	W	L	T	Sho
2018	3	50:25	0	0.00	0	.000	0	0	0	0.3
TOTAL	4	50:25	0	0.00	0	.000	0	0	0	0.3

**Griffin Dorsey**

Season	GP	G	A	Pts	Shot	Shot%	SOG	SOG%	GW	PK-Att
2017	21	3	6	12	48	.062	20	.417	1	0-0
2018	19	5	5	15	50	.100	19	.380	1	0-0
TOTAL	40	8	11	27	98	.082	39	.398	2	0-0

**INDIVIDUAL CAREER STATS****Spencer Glass**

Season	GP	G	A	Pts	Shot	Shot%	SOG	SOG%	GW	PK-Att
2017	17	1	4	6	10	.100	5	.500	1	0-0
2018	22	5	8	18	23	.217	9	.391	2	0-0
TOTAL	39	6	12	24	33	.182	14	.424	3	0-0

**Jacob Gruber****Jeremiah Gutjahr**

Season	GP	G	A	Pts	Shot	Shot%	SOG	SOG%	GW	PK-Att
2015	17	0	1	1	6	.000	3	.500	0	0-0
2016	20	1	1	3	14	.071	6	.429	0	0-0
2017	10	0	0	0	6	.000	3	.500	0	0-0
2018	22	1	1	3	17	.059	6	.353	0	0-0
TOTAL	69	2	3	7	43	.047	18	.419	0	0-0

**Andrew Gutman**

Season	GP	G	A	Pts	Shot	Shot%	SOG	SOG%	GW	PK-Att
2015	21	1	1	3	31	.032	8	.258	1	0-0
2016	21	1	3	5	40	.025	10	.250	0	0-0
2017	23	6	4	16	44	.136	17	.386	2	0-0
2018	21	11	8	30	48	.229	22	.458	7	0-0
TOTAL	86	19	16	54	163	.117	57	.350	10	0-0

**Trey Kapsalis****Jordan Kleyn**

Season	GP	G	A	Pts	Shot	Shot%	SOG	SOG%	GW	PK-Att
2015	7	0	0	0	0	.000	0	.000	0	0-0
2017	14	0	0	0	4	.000	2	.500	0	0-0
2018	13	0	2	2	2	.000	2	1.000	0	0-0
TOTAL	34	0	2	2	6	.000	4	.667	0	0-0

**Jack Maher**

Season	GP	G	A	Pts	Shot	Shot%	SOG	SOG%	GW	PK-Att
2018	22	0	0	0	10	.000	5	.500	0	0-0
TOTAL	22	0	0	0	10	.000	5	.500	0	0-0

**INDIVIDUAL CAREER STATS****Timmy Mehl**

Season	GP	G	A	Pts	Shot	Shot%	SOG	SOG%	GW	PK-Att
2016	17	0	1	1	11	.000	1	.091	0	0-0
2017	23	3	1	7	32	.094	12	.375	1	0-0
2018	22	3	2	8	28	.107	11	.393	0	0-0
TOTAL	62	6	4	16	71	.085	24	.338	1	0-0

**Jacob Meier**

Season	GP	G	A	Pts	Shot	Shot%	SOG	SOG%	GW	PK-Att
2018	4	0	0	0	0	.000	0	.000	0	0-0
TOTAL	4	0	0	0	0	.000	0	.000	0	0-0

**Francesco Moore**

Season	GP	G	A	Pts	Shot	Shot%	SOG	SOG%	GW	PK-Att
2015	21	0	0	0	9	.000	2	.222	0	0-0
2016	19	0	2	2	5	.000	2	.400	0	0-0
2017	23	3	2	8	12	.250	9	.750	1	2-2
2018	21	0	4	4	17	.000	6	.353	0	0-0
TOTAL	84	3	8	14	43	.070	19	.442	1	2-2

**Daniel Munie****Trey Muse**

Season	GP	G	A	Pts	Shot	Shot%	SOG	SOG%	GW	PK-Att
2017	23	0	0	0	0	.000	0	.000	0	0-0
2018	22	0	0	0	0	.000	0	.000	0	0-0
TOTAL	45	0	0	0	0	.000	0	.000	0	0-0

Season	GP	Minutes	GA	GAAvg	Saves	Save%	W	L	T	Sho
2017	23	2224:15	6	0.24	58	.906	17	0	6	17
2018	22	1982:22	11	0.50	44	.800	19	2	1	11.3
TOTAL	45	4206:37	17	0.36	102	.857	36	2	7	28.3

**AJ Palazzolo**

Season	GP	G	A	Pts	Shot	Shot%	SOG	SOG%	GW	PK-Att
2016	10	0	2	2	11	.000	2	.182	0	0-0
2018	22	4	0	8	29	.138	14	.483	1	0-0
TOTAL	32	4	2	10	40	.100	16	.400	1	0-0

**INDIVIDUAL CAREER STATS****Austin Panchot**

Season	GP	G	A	Pts	Shot	Shot%	SOG	SOG%	GW	PK-Att
2015	13	2	0	4	12	.167	4	.333	1	0-0
2016	20	2	1	5	19	.105	8	.421	1	0-0
2017	23	4	4	12	35	.114	14	.400	1	0-0
2018	22	4	4	12	25	.160	6	.240	2	0-0
TOTAL	78	12	9	33	91	.132	32	.352	5	0-0

**Bryant Pratt****Justin Rennicks**

Season	GP	G	A	Pts	Shot	Shot%	SOG	SOG%	GW	PK-Att
2017	7	0	1	1	0	.000	0	.000	0	0-0
2018	18	6	0	12	26	.231	14	.538	3	0-0
TOTAL	25	6	1	13	26	.231	14	.538	3	0-0

**Isaac Sarosy****Joe Schmidt**

Season	GP	G	A	Pts	Shot	Shot%	SOG	SOG%	GW	PK-Att
2018	15	0	1	1	6	.000	1	.167	0	0-0
TOTAL	15	0	1	1	6	.000	1	.167	0	0-0

**Trevor Swartz**

Season	GP	G	A	Pts	Shot	Shot%	SOG	SOG%	GW	PK-Att
2014	14	2	0	4	5	.400	3	.600	1	0-0
2016	19	5	3	13	47	.106	13	.277	2	1-1
2017	23	4	7	15	30	.133	12	.400	0	3-5
2018	22	1	15	17	21	.048	8	.381	1	0-0
TOTAL	78	12	25	49	103	.117	36	.350	4	4-6

**Cory Thomas**

Season	GP	G	A	Pts	Shot	Shot%	SOG	SOG%	GW	PK-Att
2015	5	0	0	0	6	.000	1	.167	0	0-0
2016	17	1	1	3	17	.059	5	.294	1	0-0
2017	23	7	3	17	43	.163	25	.581	3	0-0
2018	22	2	3	7	15	.133	5	.333	1	0-0
TOTAL	67	10	7	27	81	.123	36	.444	5	0-0

**Thomas Warr**

Season	GP	G	A	Pts	Shot	Shot%	SOG	SOG%	GW	PK-Att
2017	17	2	3	7	19	.105	9	.474	0	0-0
2018	10	0	0	0	1	.000	1	1.000	0	0-0
TOTAL	27	2	3	7	20	.100	10	.500	0	0-0

**Ryan Wittenbrink****Ben Yeagley**

# HEAD COACH TODD YEAGLEY



## TODD YEAGLEY

HEAD COACH  
NINTH SEASON

• Todd Yeagley was named Indiana head men's soccer coach on December 18, 2009 and is entering his ninth year as the Hoosiers' leader.

### 2012 NCAA National Champions

• In just his third season as head coach, Yeagley led Indiana to the 2012 NCAA title, the eighth championship in IU history. The Hoosiers became the first No. 16 seed to win the championship, compiling victories over Xavier, at No. 1 Notre Dame, at No. 9 North Carolina, No. 12 Creighton and No. 3 Georgetown during their tournament run.

• Yeagley was named 2012 Soccer America Coach of the Year as he and his father Jerry become the only father-son duo to have won Division I men's soccer championships.

### Year-By-Year

• In 2017, the Hoosiers reached the College Cup Final, falling in double overtime to Stanford. Indiana was unbeaten in the team's first 24 matches and posted an overall record of 18-1-6 on the year, finishing the year ranked No. 2 in the nation. Yeagley and the rest of the IU coaches were named the Men's Midwest Region Staff of the Year (SOY) for Division I Institutions by the United Soccer Coaches. Both Grant Lillard and Andrew Gutman earned All-America honors, as the Hoosiers set the school mark for shutouts in a season with 18.

• The 2016 campaign was another stellar one for Yeagley and the Hoosiers, as IU finished the season with a 12-2-7 record on the year and ended the season ranked No. 9 in the NSCAA Coaches Poll. IU reached the NCAA Tournament Round of 16 for the 36th time in program history. Yeagley saw Tanner Thompson get selected in the MLS SuperDraft by Minnesota United FC, while Richard Ballard signed a professional contract with Louisville City FC. Both Thompson and Grant Lillard earned All-America honors for Indiana after stellar seasons.

### Playing Career

• As a player, Yeagley was a four-time All-American at Indiana (1991-94) and in 1994 was named the Missouri Athletic Club National Player of the Year. During his stint as a student-athlete in Bloomington, Yeagley was a two-time Academic All-Big Ten honoree. He led the Hoosiers to three Big Ten titles (1991, 1992, 1994) and a 79-9-5 overall record.

• He remains third on IU's career assists list with 40, and shares the Big Ten single-season assists record with the 14 he recorded in 1993.

• After his playing days at Indiana, Yeagley also enjoyed a successful seven-year professional career in Major League Soccer with the Columbus Crew. Columbus advanced to the MLS Playoffs in five of Yeagley's seven seasons with the team and won the Lamar Hunt U.S. Open Cup in 2002.

### Honors

• Since returning to his alma mater, Yeagley has produced 12 Major League Soccer Draft picks, three MLS Homegrown signees, 37 All-Big Ten honorees (19 first-team selections) and four Big Ten Player of the Year selections.

### Personal

• Yeagley is a member of the Indiana Soccer Hall of Fame and in 2013 was inducted into the Monroe County Hall of Fame and the IU Athletics Hall of Fame.

• Yeagley earned a Bachelor of Science degree in sociology from Indiana in 2002. He and his wife, Suzy, have three children: Ben (17), Grant (15) and Jay (12).

### CAREER RECORD

**2009 (Wisconsin):** 7-9-2 (3-3-0 B1G)

**2010:** 10-8-2 (4-1-1 B1G) - Big Ten Regular Season Champions; NCAA Round of 16 (No. 14 seed)

**2011:** 13-4-5 (3-1-2 B1G) - NCAA Round of 16 (No. 9 seed)

**2012:** 16-5-3 (3-2-1 B1G) - NCAA Champions (No. 16 seed)

**2013:** 8-12-2 (2-4-0 B1G) - Big Ten Tournament Champions; NCAA Tournament

**2014:** 12-5-5 (3-3-2 B1G) - NCAA Tournament (No. 5 seed)

**2015:** 13-5-3 (4-3-1 B1G) - NCAA Round of 16 (No. 16 seed)

**2016:** 12-2-7 (3-0-5 B1G) - NCAA Round of 16 (No. 7 seed)

**2017:** 18-1-6 (5-0-3 B1G) - College Cup Final (No. 2 seed)

**2018:** 19-2-1 (8-0-0 B1G) - Big Ten Regular Season Champions; Big Ten Tournament Champions; Big Ten Coach of the Year

**TOTAL: 129-53-35 (37-18-18 B1G)**

### PERSONAL

HOMETOWN: Bloomington, Ind.  
FAMILY: Wife - Suzy;  
Sons - Ben, Grant & Jay  
HIGH SCHOOL: Bloomington South  
COLLEGE: Indiana

### PLAYING EXPERIENCE

INDIANA  
1991-94: Midfielder/Defender

### PROFESSIONAL EXPERIENCE

COLUMBUS CREW (MLS)  
1996-2002: Midfielder  
2002: Assistant General Manager

### COACHING EXPERIENCE

INDIANA  
2003: Volunteer Assistant Coach  
2004-08: Assistant Coach  
2010-present: Head Coach

### WISCONSIN

2009: Head Coach

## 2018 LEADERS BY CATEGORY

##	Points	GP	G	A	Pts	Shots
15	Andrew Gutman	21	11	8	30	48
21	Spencer Glass	22	5	8	18	23
7	Trevor Swartz	22	1	15	17	21
14	Griffin Dorsey	19	5	5	15	50
10	Justin Rennicks	18	6	0	12	26
12	Austin Panchot	22	4	4	12	25
19	Rece Buckmaster	22	4	3	11	12
4	AJ Palazzolo	22	4	0	8	29
5	Timmy Mehl	22	3	2	8	28
11	Cory Thomas	22	2	3	7	15

##	Shots	GP	G	A	Shots	Shot%
14	Griffin Dorsey	19	5	5	50	.100
15	Andrew Gutman	21	11	8	48	.229
4	AJ Palazzolo	22	4	0	29	.138
5	Timmy Mehl	22	3	2	28	.107
10	Justin Rennicks	18	6	0	26	.231
12	Austin Panchot	22	4	4	25	.160
21	Spencer Glass	22	5	8	23	.217
7	Trevor Swartz	22	1	15	21	.048
13	Francesco Moore	21	0	4	17	.000
17	Jeremiah Gutjahr	22	1	1	17	.059

##	Goals	GP	G	A	Pts	Shots
15	Andrew Gutman	21	11	8	30	48
10	Justin Rennicks	18	6	0	12	26
14	Griffin Dorsey	19	5	5	15	50
21	Spencer Glass	22	5	8	18	23
19	Rece Buckmaster	22	4	3	11	12
4	AJ Palazzolo	22	4	0	8	29
12	Austin Panchot	22	4	4	12	25
5	Timmy Mehl	22	3	2	8	28
11	Cory Thomas	22	2	3	7	15
7	Trevor Swartz	22	1	15	17	21

##	Shots on Goal	GP	G	A	Shots	SOG	SOG%
15	Andrew Gutman	21	11	8	48	22	.458
14	Griffin Dorsey	19	5	5	50	19	.380
4	AJ Palazzolo	22	4	0	29	14	.483
10	Justin Rennicks	18	6	0	26	14	.538
5	Timmy Mehl	22	3	2	28	11	.393
21	Spencer Glass	22	5	8	23	9	.391
7	Trevor Swartz	22	1	15	21	8	.381
12	Austin Panchot	22	4	4	25	6	.240
13	Francesco Moore	21	0	4	17	6	.353
17	Jeremiah Gutjahr	22	1	1	17	6	.353

##	Assists	GP	G	A	Pts	Shots
7	Trevor Swartz	22	1	15	17	21
21	Spencer Glass	22	5	8	18	23
15	Andrew Gutman	21	11	8	30	48
14	Griffin Dorsey	19	5	5	15	50
12	Austin Panchot	22	4	4	12	25
13	Francesco Moore	21	0	4	4	17
11	Cory Thomas	22	2	3	7	15
19	Rece Buckmaster	22	4	3	11	12
2	Jordan Kleyn	13	0	2	2	2
5	Timmy Mehl	22	3	2	8	28

##	Game-winning Goals	GP	No.
15	Andrew Gutman	21	7
10	Justin Rennicks	18	3
12	Austin Panchot	22	2
21	Spencer Glass	22	2
19	Rece Buckmaster	22	1
7	Trevor Swartz	22	1
4	AJ Palazzolo	22	1
14	Griffin Dorsey	19	1
11	Cory Thomas	22	1

**2018 INDIANA GAME-BY-GAME STATS**

Date	Opponent	Score	G	A	Pts	Sh	Sh%	Sog	Sog%	GW	GT	UA	OT	PK-Att	YC	RC
Aug 24, 201	at Wake Forest	1-2	1	2	4	12	.083	6	.500	0	1	0	0	0-0	1	0
Aug 26, 201	at North Carolina	1-0	1	1	3	3	.333	3	1.000	1	0	0	0	0-0	0	0
Aug 31, 201	DARTMOUTH	3-0	3	4	10	11	.273	6	.545	1	0	1	0	0-0	0	0
Sep 02, 201	CONNECTICUT	1-0	1	1	3	10	.100	2	.200	1	0	0	0	0-0	2	0
Sep 07, 201	VCU	5-0	5	4	14	12	.417	7	.583	1	0	2	0	0-0	0	0
Sep 11, 201	at Notre Dame	2-1	2	3	7	9	.222	3	.333	1	1	0	1	0-0	1	0
Sep 16, 201	at Wisconsin	3-1	3	4	10	17	.176	11	.647	1	0	1	0	0-0	1	0
Sep 21, 201	at Evansville	5-0	5	6	16	16	.312	12	.750	1	0	0	0	0-0	1	0
Sep 26, 201	NORTHWESTERN	2-1	2	1	5	22	.091	6	.273	1	0	1	0	0-0	1	0
Sep 30, 201	PENN STATE	2-0	2	4	8	14	.143	6	.429	1	0	0	0	0-0	1	0
Oct 03, 2018	at Kentucky	0-3	0	0	0	13	.000	4	.308	0	0	0	0	0-0	2	0
Oct 07, 2018	at Michigan	1-0	1	1	3	10	.100	5	.500	1	0	0	0	0-0	2	0
Oct 12, 2018	MARYLAND	2-1	2	3	7	10	.200	4	.400	1	0	0	0	0-0	1	0
Oct 16, 2018	BUTLER	3-0	3	4	10	14	.214	6	.429	1	0	0	0	0-0	0	0
Oct 19, 2018	at Rutgers	1-0	1	1	3	26	.038	10	.385	1	0	0	0	0-0	0	0
Oct 24, 2018	at Ohio State	1-0	1	2	4	16	.062	8	.500	1	0	0	0	0-0	0	0
Oct 28, 2018	MICHIGAN STATE	1-0	1	1	3	20	.050	7	.350	1	0	0	1	0-0	0	0
Nov 04, 201	NORTHWESTERN	2-1	2	2	6	27	.074	7	.259	1	0	0	1	0-0	0	0
Nov 09, 201	vs Maryland	1-1	1	0	2	22	.045	5	.227	0	0	1	0	0-0	0	0
Nov 11, 201	vs Michigan	3-0	3	3	9	15	.200	7	.467	1	0	0	0	0-0	0	0
Nov 18, 201	CONNECTICUT	4-0	4	7	15	22	.182	9	.409	1	0	0	0	0-0	0	0
Nov 25, 201	AIR FORCE	2-0	2	3	7	13	.154	4	.308	1	0	0	0	0-0	0	0
Indiana		46-11	46	57	149	334	.138	138	.413	19	2	6	3	0-0	13	0
			11	11	33	156	.071	56	.359	2	4	2	1	0-0	25	0

**TEAM PER-GAME**

Games played: 22

Shots per game: 15.18;Goals per game: 2.09

Assists per game: 2.59;Points per game: 6.77

Date	Opponent	Score	Minutes	GA	GAA	Avg	Saves	Save%	W	L	T	Sho
Aug 24, 201	at Wake Forest	1-2	106:52	2	1.68	3	.600	0	1	0	-	-
Aug 26, 201	at North Carolina	1-0	90:00	0	0.91	4	1.000	1	0	0	1/2	-
Aug 31, 201	DARTMOUTH	3-0	90:00	0	0.63	0	.000	1	0	0	1	-
Sep 02, 201	CONNECTICUT	1-0	90:00	0	0.48	3	1.000	1	0	0	1	-
Sep 07, 201	VCU	5-0	90:00	0	0.39	1	1.000	1	0	0	1/2	-
Sep 11, 201	at Notre Dame	2-1	92:17	1	0.48	4	.800	1	0	0	-	-
Sep 16, 201	at Wisconsin	3-1	90:00	1	0.55	4	.800	1	0	0	-	-
Sep 21, 201	at Evansville	5-0	90:00	0	0.49	5	1.000	1	0	0	1	-
Sep 26, 201	NORTHWESTERN	2-1	90:00	1	0.54	0	.000	1	0	0	-	-
Sep 30, 201	PENN STATE	2-0	90:00	0	0.49	0	.000	1	0	0	1	-
Oct 03, 2018	at Kentucky	0-3	90:00	3	0.71	4	.571	0	1	0	-	-
Oct 07, 2018	at Michigan	1-0	90:00	0	0.66	1	1.000	1	0	0	1	-
Oct 12, 2018	MARYLAND	2-1	90:00	1	0.68	4	.800	1	0	0	-	-
Oct 16, 2018	BUTLER	3-0	90:00	0	0.63	2	1.000	1	0	0	1/2	-
Oct 19, 2018	at Rutgers	1-0	90:00	0	0.59	1	1.000	1	0	0	1	-
Oct 24, 2018	at Ohio State	1-0	90:00	0	0.56	1	1.000	1	0	0	1	-
Oct 28, 2018	MICHIGAN STATE	1-0	97:27	0	0.52	1	1.000	1	0	0	1	-
Nov 04, 201	NORTHWESTERN	2-1	96:11	1	0.54	0	.000	1	0	0	-	-
Nov 09, 201	vs Maryland	1-1	110:00	1	0.56	4	.800	0	0	1	-	-
Nov 11, 201	vs Michigan	3-0	90:00	0	0.53	1	1.000	1	0	0	1	-
Nov 18, 201	CONNECTICUT	4-0	90:00	0	0.51	1	1.000	1	0	0	1	-
Nov 25, 201	AIR FORCE	2-0	90:00	0	0.49	1	1.000	1	0	0	1	-
Totals		46-11	2032:47	11	0.49	45	.804	19	2	1	14	-
			2032:47	46	0.49	92	.667	2	19	1	1	-

## 2018 OPPONENT GAME-BY-GAME STATS

Date	Opponent	Score	G	A	Pts	Sh	Sh%	Sog	Sog%	GW	GT	UA	OT	PK-Att	YC	RC
Aug 24, 201	at Wake Forest	1-2	2	3	7	8	.250	5	.625	1	0	0	1	0-0	0	0
Aug 26, 201	at North Carolina	1-0	0	0	0	11	.000	4	.364	0	0	0	0	0-0	1	0
Aug 31, 201	DARTMOUTH	3-0	0	0	0	2	.000	0	.000	0	0	0	0	0-0	1	0
Sep 02, 201	CONNECTICUT	1-0	0	0	0	4	.000	3	.750	0	0	0	0	0-0	2	0
Sep 07, 201	VCU	5-0	0	0	0	2	.000	1	.500	0	0	0	0	0-0	0	0
Sep 11, 201	at Notre Dame	2-1	1	0	2	11	.091	5	.455	0	0	1	0	0-0	2	0
Sep 16, 201	at Wisconsin	3-1	1	1	3	7	.143	5	.714	0	0	0	0	0-0	1	0
Sep 21, 201	at Evansville	5-0	0	0	0	13	.000	5	.385	0	0	0	0	0-0	1	0
Sep 26, 201	NORTHWESTERN	2-1	1	1	3	4	.250	1	.250	0	1	0	0	0-0	1	0
Sep 30, 201	PENN STATE	2-0	0	0	0	2	.000	0	.000	0	0	0	0	0-0	1	0
Oct 03, 2018	at Kentucky	0-3	3	3	9	12	.250	7	.583	1	0	0	0	0-0	1	0
Oct 07, 2018	at Michigan	1-0	0	0	0	9	.000	1	.111	0	0	0	0	0-0	2	0
Oct 12, 2018	MARYLAND	2-1	1	0	2	9	.111	5	.556	0	1	1	0	0-0	0	0
Oct 16, 2018	BUTLER	3-0	0	0	0	11	.000	2	.182	0	0	0	0	0-0	1	0
Oct 19, 2018	at Rutgers	1-0	0	0	0	7	.000	1	.143	0	0	0	0	0-0	4	0
Oct 24, 2018	at Ohio State	1-0	0	0	0	3	.000	1	.333	0	0	0	0	0-0	0	0
Oct 28, 2018	MICHIGAN STATE	1-0	0	0	0	9	.000	1	.111	0	0	0	0	0-0	0	0
Nov 04, 201	NORTHWESTERN	2-1	1	2	4	2	.500	1	.500	0	1	0	0	0-0	1	0
Nov 09, 201	vs Maryland	1-1	1	1	3	12	.083	5	.417	0	1	0	0	0-0	0	0
Nov 11, 201	vs Michigan	3-0	0	0	0	6	.000	1	.167	0	0	0	0	0-0	2	0
Nov 18, 201	CONNECTICUT	4-0	0	0	0	3	.000	1	.333	0	0	0	0	0-0	2	0
Nov 25, 201	AIR FORCE	2-0	0	0	0	9	.000	1	.111	0	0	0	0	0-0	2	0
Opponent totals		11-46	11	11	33	156	.071	56	.359	2	4	2	1	0-0	25	0
			46	57	149	334	.138	138	.413	19	2	6	3	0-0	13	0

## OPPONENT PER-GAME

Games played: 22

Shots per game: 7.09;Goals per game: 0.50

Assists per game: 0.50;Points per game: 1.50

Date	Opponent	Score	Minutes	GA	GAA	Avg	Saves	Save%	W	L	T	Sho
Aug 24, 201	at Wake Forest	1-2	106:52	1	0.84	5	.833	1	0	0	-	-
Aug 26, 201	at North Carolina	1-0	90:00	1	0.91	2	.667	0	1	0	-	-
Aug 31, 201	DARTMOUTH	3-0	90:00	3	1.57	3	.500	0	1	0	-	-
Sep 02, 201	CONNECTICUT	1-0	90:00	1	1.43	1	.500	0	1	0	-	-
Sep 07, 201	VCU	5-0	90:00	5	2.12	2	.286	0	1	0	-	-
Sep 11, 201	at Notre Dame	2-1	92:17	2	2.09	1	.333	0	1	0	-	-
Sep 16, 201	at Wisconsin	3-1	90:00	3	2.22	8	.727	0	1	0	-	-
Sep 21, 201	at Evansville	5-0	90:00	5	2.56	7	.583	0	1	0	-	-
Sep 26, 201	NORTHWESTERN	2-1	90:00	2	2.50	4	.667	0	1	0	-	-
Sep 30, 201	PENN STATE	2-0	90:00	2	2.45	4	.667	0	1	0	-	-
Oct 03, 2018	at Kentucky	0-3	90:00	0	2.23	4	1.000	1	0	0	1	-
Oct 07, 2018	at Michigan	1-0	90:00	1	2.13	4	.800	0	1	0	-	-
Oct 12, 2018	MARYLAND	2-1	90:00	2	2.12	2	.500	0	1	0	-	-
Oct 16, 2018	BUTLER	3-0	90:00	3	2.18	3	.500	0	1	0	-	-
Oct 19, 2018	at Rutgers	1-0	90:00	1	2.10	9	.900	0	1	0	-	-
Oct 24, 2018	at Ohio State	1-0	90:00	1	2.04	7	.875	0	1	0	-	-
Oct 28, 2018	MICHIGAN STATE	1-0	97:27	1	1.97	6	.857	0	1	0	-	-
Nov 04, 201	NORTHWESTERN	2-1	96:11	2	1.96	5	.714	0	1	0	-	-
Nov 09, 201	vs Maryland	1-1	110:00	1	1.89	4	.800	0	0	1	-	-
Nov 11, 201	vs Michigan	3-0	90:00	3	1.94	4	.571	0	1	0	-	-
Nov 18, 201	CONNECTICUT	4-0	90:00	4	2.04	5	.556	0	1	0	-	-
Nov 25, 201	AIR FORCE	2-0	90:00	2	2.04	2	.500	0	1	0	-	-
Opponent totals		11-46	2032:47	46	2.04	92	.667	2	19	1	1	-
			2032:47	11	2.04	45	.804	19	2	1	14	-



# 2018 NCAA Division I Men's SOCCER CHAMPIONSHIP



\*Host institution for preliminary round games.  
 All games times are Eastern standard time.  
 Order of semifinal games will be determined after quarterfinal round games are completed.  
 Second semifinal game will begin play 30 minutes after the conclusion of the first game.

2018 INDIANA OVERALL STATS

RECORD:	OVERALL	HOME	AWAY	NEUTRAL
ALL GAMES	19-2-1	11-0	7-2	1-0-1
CONFERENCE	8-0	4-0	4-0	0-0
NON-CONFERENCE	11-2-1	7-0	3-2	1-0-1

Date	Opponent	Score	Att.	#	Player	gp	g	a	pts	sh	sh%	sogsog%	gw	pk-att	
Aug 24	at #5 Wake Forest	Lo2 1-2	4751	15	Andrew Gutman	21	11	8	30	48	.22	22	.45	7	0-0
Aug 26	at #3 North Carolina	w 1-0	2864	21	Spencer Glass	22	5	8	18	23	.21	9	.39	2	0-0
Aug 31	#22 DARTMOUTH	w 3-0	3215	7	Trevor Swartz	22	1	15	17	21	.04	8	.38	1	0-0
Sep 02	#18 CONNECTICUT	w 1-0	3851	14	Griffin Dorsey	19	5	5	15	50	.10	19	.38	1	0-0
Sep 07	VCU	w 5-0	2130	10	Justin Rennicks	18	6	0	12	26	.23	14	.53	3	0-0
Sep 11	at #8 Notre Dame	Wot 2-1	1500	12	Austin Panhot	22	4	4	12	25	.16	6	.24	2	0-0
* Sep 16	at Wisconsin	w 3-1	1289	19	Rece Buckmaster	22	4	3	11	12	.33	6	.50	1	0-0
Sep 21	at Evansville	w 5-0	1683	4	AJ Palazzolo	22	4	0	8	29	.13	14	.48	1	0-0
* Sep 26	NORTHWESTERN	w 2-1	1568	5	Timmy Mehl	22	3	2	8	28	.10	11	.39	0	0-0
* Sep 30	PENN STATE	w 2-0	2352	11	Cory Thomas	22	2	3	7	15	.13	5	.33	1	0-0
Oct 03	at #4 Kentucky	L 0-3	3503	13	Francesco Moore	21	0	4	4	17	.00	6	.35	0	0-0
* Oct 07	at #14 Michigan	w 1-0	1729	17	Jeremiah Gutjahr	22	1	1	3	17	.05	6	.35	0	0-0
* Oct 12	MARYLAND	w 2-1	1856	2	Jordan Kleyn	13	0	2	2	2	.00	2	1.00	0	0-0
Oct 16	BUTLER	w 3-0	2316	16	Joe Schmidt	15	0	1	1	6	.00	1	.16	0	0-0
* Oct 19	at Rutgers	w 1-0	455	22	Ian Black	11	0	1	1	4	.00	3	.75	0	0-0
* Oct 24	at Ohio State	w 1-0	739	6	Jack Maher	22	0	0	0	10	.00	5	.50	0	0-0
* Oct 28	#12 MICHIGAN STATE	Wot 1-0	2454	9	Thomas Warr	10	0	0	0	1	.00	1	1.00	0	0-0
Nov 04	NORTHWESTERN	Wot 2-1	1005	28	John Bannec	3	0	0	0	0	.00	0	.00	0	0-0
Nov 09	vs Maryland	To2 1-1	360	26	Kyle Barks	1	0	0	0	0	.00	0	.00	0	0-0
Nov 11	vs Michigan	w 3-0	1700	3	Jacob Meier	4	0	0	0	0	.00	0	.00	0	0-0
Nov 18	CONNECTICUT	w 4-0	1106	Total		22	46	57	149	334	.13	138	.41	19	0-0
Nov 25	#20 AIR FORCE	w 2-0	2179	Opponents		22	11	11	33	156	.07	56	.35	2	0-0

TEAM STATISTICS	IND	OPP
<b>SHOT STATISTICS</b>		
Goals-Shot attempts	46-334	11-156
Goals scored per game	2.09	0.50
Shot pct.	.138	.071
Shots on goal-Attempts	138-334	56-156
SOG pct.	.413	.359
Shots/Game	15.2	7.1
<b>GOAL BREAKDOWN</b>		
Penalty	0	0
Unassisted	6	2
Overtime	3	1
CORNER KICKS	160	71
PENALTY KICKS	0-0	0-0
<b>PENALTIES</b>		
Yellow cards	13	25
Red cards	0	0
<b>ATTENDANCE</b>		
Total	24032	18513
Dates/Avg Per Date	11/2185	9/2057
Neutral Site #/Avg	2/1030	

#	Goalie	GP	Min.	GA	GAAvg	Save	Pct	W-L-T	Sho
0	Sean Caulfield	3	50:25	0	0.00	0	.000	0-0-0	0/3
1	Trey Muse	22	1982:22	11	0.50	44	.800	19-2-1	11/3
Total		22	2032:47	11	0.49	45	.804	19-2-1	14
Opponents		22	2032:47	46	2.04	92	.667	2-19-1	1

Goals by Period	1st	2nd	OT	OT2	Total
Indiana	24	19	3	0	46
Opponents	1	9	0	1	11


Shots by Period	1st	2nd	OT	OT2	Total
Indiana	156	163	7	8	334
Opponents	65	83	5	3	156

Saves by Period	1st	2nd	OT	OT2	Total
Indiana	15	27	2	1	45
Opponents	46	43	1	2	92

Corners by Period	1st	2nd	OT	OT2	Total
Indiana	86	70	1	3	160
Opponents	35	33	2	1	71

Fouls by Period	1st	2nd	OT	OT2	Total
Indiana	89	101	1	0	191
Opponents	123	134	2	1	260

# 2018 RADIO/TV ROSTER



**0 SEAN CAULFIELD**  
GK | R-JR. | EAST LAKE, FLA.



**1 TREY MUSE**  
GK | SO. | LOUISVILLE, KY.



**2 JORDAN KLEYN**  
D | R-JR. | PLAINFIELD, IND.



**3 JACOB MEIER**  
D | R-FR. | SHAKOPEE, MINN.



**4 A.J. PALAZZOLO**  
D | R-SO. | ST. LOUIS, MO.



**5 TIMMY MEHL**  
D | R-SR. | MANHATTAN BEACH, CALIF.



**6 JACK MAHER**  
D | FR. | CASEYVILLE, ILL.




**7 TREVOR SWARTZ**  
M | R-SR. | CAMERON PARK, CALIF.



**9 THOMAS WARR**  
F | SO. | ZIONSVILLE, IND.



**10 JUSTIN RENNICKS**  
M/F | SO. | HAMILTON, MASS.



**11 CORY THOMAS**  
M | R-SR. | CORYDON, IND.



**12 AUSTIN PANCHOT**  
M | SR. | ST. LOUIS, MO.



**13 FRANCESCO MOORE**  
M | R-SR. | HIGHLAND PARK, ILL.



**14 GRIFFIN DORSEY**  
M/F | SO. | EVERGREEN, COLO.




**15 ANDREW GUTMAN**  
D | SR. | HINSDALE, ILL.




**16 JOE SCHMIDT**  
M | R-FR. | BAINBRIDGE TOWNSHIP, OHIO



**17 JEREMIAH GUTJAHR**  
M | SR. | BLOOMINGTON, IND.



**18 RYAN WITTENBRINK**  
F | FR. | LIBERTYVILLE, ILL.




**19 RECE BUCKMASTER**  
D/M | SR. | AUBURN, IND.



**20 BEN YEAGLEY**  
M | FR. | BLOOMINGTON, IND.



**21 SPENCER GLASS**  
M/D | R-SO. | FORT WAYNE, IND.




**22 IAN BLACK**  
F | R-SO. | DUBLIN, OHIO



**23 ISAAC SAROSY**  
D | FR. | FAIR OAKS, IND.



**24 DANIEL MUNIE**  
D | FR. | MARYLAND HEIGHTS, MO.



**25 TREY KAPSALIS**  
M | FR. | FISHERS, IND.



**26 KYLE BARKS**  
M | R-FR. | ST. LOUIS, MO.



**28 JOHN BANNEC**  
D | R-FR. | BLOOMINGTON, IND.




**29 BRYANT PRATT**  
GK | FR. | COLUMBUS, OHIO



**30 JACOB GRUBER**  
GK | R-FR. | FISHERS, IND.



**TODD YEAGLEY**  
HEAD COACH



**KEVIN ROBSON**  
ASSISTANT COACH/  
RECRUITING COORDINATOR



**DANNY O'ROURKE**  
ASSISTANT COACH



**ZAC BROWN**  
ASSISTANT COACH



**CHRISTIAN LOMELI**  
UNDERGRADUATE  
ASSISTANT COACH