



BALL STATE

1-0, 0-0 (MAC)

Streak: Won 1

Head Coach: Mike Neu (1st year)



INDIANA

1-0, 0-0 (Big Ten)

Streak: Won 1

Head Coach: Kevin Wilson (6th year)

Date: Sept. 10, 2016 | Kickoff: 4 p.m. | Site: Memorial Stadium, Bloomington, Ind. (capacity: 52,929) | TV: ESPNEWS

#CHIRPCHIRP

3

Running backs who recorded a touchdown in the season opener – **James Gilbert**, **Darian Green** and **Teddy Williamson**.

3

Players on the roster who earned All-MAC honors last year – WR **KeVonn Mabon** (third team), DL **Joshua Posley** (first) and LB **Sean Wiggins** (first).

5

Defensive players who notched a tackle for loss against Georgia State.

84

The Cardinals return 84 percent of their offensive production from the 2015 squad.

MAC Championships

1976, 1978, 1989, 1993, 1996

MAC West Division Titles

2001, 2007, 2008

Bowl Appearances

1965, 1967, 1989, 1993, 1996, 2007, 2008, 2012, 2013

Storylines

► Ball State has won three straight meetings over Indiana. The most recent meeting came in 2012 when the Cardinals prevailed, 41-39. Ball State kicker **Steven Schott** hit a 42-yard field goal as time expired to give the Cardinals the victory. Schott hit a 52-yard field goal earlier in the game as well. These two teams are slated to meet again in 2018 (Bloomington), 2019 (Indianapolis) and 2020 (Bloomington). The Hoosiers lead the all-time series, 4-3.

► The Cardinals ran for 325 yards last weekend in the win at Georgia State, the most by a Ball State squad since Nov. 14, 2012 in a win versus Ohio. Sophomore RB **James Gilbert** notched personal highs in carries (29), rushing yards (160) and long rush (43) against Georgia State. Gilbert also tied a personal best with two touchdowns.

► Senior WR **KeVonn Mabon** is 41 receiving yards short of 2,000 for his career. Mabon ranks 10th on the school's all-time list. He led the team with eight receptions for 69 yards in the opener at Georgia State.

► Ball State's defense forced seven straight Georgia State punts starting early in the second quarter and stretching to midway through the fourth quarter last week. The Cardinals' defense allowed just 272 yards of offense in the opener, the fewest allowed by a Ball State defense against an FBS opponent since Nov. 12, 2010 against Buffalo (144).

► Both Ball State and Indiana had a significant edge in time of possession in their respective openers. The Cardinals held the ball for 35:56 against Georgia State, including 18:35 in the second half.

2016 Statistical Comparison

Ball State	Statistic	Indiana
31.0	Scoring Average	34.0
21.0	Scoring Defense	13.0
325.0	Rushing Yards	246.0
130.0	Passing Yards	240.0
455.0	Total Offense	486.0
77.0	Rushing Defense	63.0
195.0	Passing Defense	268.0
272.0	Total Defense	331.0
13.5	Punt Return Average	0.0
24.0	Kick Return Average	20.2
35:56	Time of Possession Avg.	33:20
7/18 (38.9%)	3rd Down Conversions	6/15 (40.0%)
4/6 (66.7%)	Red Zone Touchdowns	1/3 (33.3%)

TEAM BALL STATE

MutualBank
Go ahead...live a better life!



pepsi

BALL STATE
You Belong Here!

Stoops
Automotive Group



2016 Schedule Breakdown



at Georgia State
Friday, Sept. 2 | 7 p.m.
Georgia Dome, Atlanta, Ga.
W, 31-21 | TV: ASN, ESPN3

Notes: Ball State won its seventh consecutive season opener ... **Mike Neu** tallied his first win as Ball State coach ... RB **James Gilbert** ran for career-high 160 yards



at Indiana
Saturday, Sept. 10 | 4 p.m.
Memorial Stadium, Bloomington, Ind.
TV: ESPNews

Notes: Ball State has won three straight meetings ... these two teams will play again in 2018, 2019 and 2020 ... Indiana leads the series, 4-3



Eastern Kentucky
Saturday, Sept. 17 | 3 p.m.
Scheumann Stadium, Muncie, Ind.
TV: ESPN3

Notes: First meeting between the two teams since 1970 ... ECU defeated Ball State in the 1967 Grantland Rice Bowl ... the Cardinals have won six straight home openers



at FAU
Saturday, Sept. 24 | 6 p.m.
FAU Stadium, Boca Raton, Fla.
TV: TBA

Notes: First-ever meeting between the two programs ... FAU will return the game in 2019 ... Ball State's first visit to the state of Florida since 2012 Beef 'O' Brady's Bowl



Northern Illinois*
Saturday, Oct. 1 | TBA
Scheumann Stadium, Muncie, Ind.
TV: TBA

Notes: Annual game for the Bronze Stalk Trophy ... NIU has won seven straight meetings and leads the all-time series, 21-20-2 ... QB **Riley Neal** threw for 393 yards last year



at Central Michigan*
Saturday, Oct. 8 | 3 p.m.
Kelly/Shorts Stadium, Mt. Pleasant, Mich.
TV: TBA

Notes: Ball State has won four straight meetings at Central Michigan ... the Cardinals lead the all-time series, 24-23-1



at Buffalo*
Saturday, Oct. 15 | TBA
UB Stadium, Buffalo, N.Y.
TV: TBA

Notes: This will be Ball State's first trip to Buffalo since 2011 ... the Cardinals are 4-0 all-time at Buffalo ... Ball State leads the all-time series, 8-1



Akron*
Saturday, Oct. 22 | 3 p.m.
Scheumann Stadium, Muncie, Ind.
TV: TBA

Notes: 2016 Homecoming Game ... Ball State has won five consecutive games versus the Zips including last meeting in 2014 ... Ball State leads the all-time series, 11-10-1



Western Michigan*
Tuesday, Nov. 1 | 8 p.m.
Scheumann Stadium, Muncie, Ind.
TV: ESPN2 or ESPNU

Notes: Western Michigan is the preseason MAC favorite ... WMU has won two straight meetings and leads the all-time series, 23-19



Eastern Michigan*
Tuesday, Nov. 8 | 7:30 p.m.
Scheumann Stadium, Muncie, Ind.
TV: ESPN2 or CBSSN

Notes: LB **Sean Wiggins** tallied two interceptions in last year's victory ... Ball State has won 10 of the last 11 meetings ... the Cardinals hold a 33-21-2 lead in the series



at Toledo*
Wednesday, Nov. 16 | 7 p.m.
Glass Bowl, Toledo, Ohio
TV: ESPN2 or ESPNU

Notes: Toledo held Ball State to just 26 yards rushing in 2015 ... the Rockets have won two straight meetings ... Toledo leads the all-time series, 21-19-1



at Miami*
Tuesday, Nov. 22 | 7 p.m.
Yager Stadium, Oxford, Ohio
TV: ESPNU or ESPN3

Notes: First meeting at Miami since 2012 ... Ball State has won the last three meetings ... Miami leads the all-time series, 16-12-1



Setting the Scene ...

Kickoff:
4 p.m. ET, Sept. 10, 2016

Site:
Memorial Stadium, Bloomington, Ind.
(capacity: 52,929)

Rankings:
Ball State (NR - AP; NR - Coaches)
Indiana (NR - AP; RV - Coaches)

Television:
ESPNews
Mike Corey, play-by-play
Rene Ingoglia, analyst

Radio:
(Ball State Radio Network)
WLBC 104.1 FM - Flagship
Joel Godett, play-by-play
Rich Spisak, analyst
Petar Hood, sidelines

(Student Radio)
WCRD 91.3 FM
Connor Onion, play-by-play
Cory Stace, analyst
Matt Organ, sidelines

Live Stats:
IUHoosiers.com

Twitter:
@BallStateFB, @BallStateSports

A Ball State Win Would ...

... Move Ball State to 2-0 for the first time since 2013 and just the third time since 1996.

... Mark the fourth straight win for the Cardinals over Indiana and even the all-time series at 4-4.

... Be the Cardinals' first win over a Power 5 program since defeating Virginia on Oct. 5, 2013.



Game #2 Chirps

TEAM

CARDINALS VICTORIOUS IN NEU'S DEBUT

• Ball State's season opener at Georgia State on Sept. 2 was also the debut for **Mike Neu** as the Cardinals' head coach. The former Cardinal was hired as the program's 17th head coach back in January. Neu served the previous two seasons as the quarterbacks coach for the New Orleans Saints. As a player, Neu led Ball State to the 1993 MAC championship. For more information on coach Neu, please check page nine.

SUCCESS IN SEASON OPENERS

• Thanks to a 31-21 win at Georgia State on Sept. 2, Ball State has now won seven consecutive season openers dating back to 2010. The contest at GSU was the first true road game in a season opener for the Cardinals since 2005.

THREE ALL-MAC PLAYERS RETURN

• Of the five Ball State players who earned All-MAC accolades in 2015, three return to lead the Cardinals this season – senior LB **Sean Wiggins**, senior DL **Joshua Posley** and senior WR **KeVonn Mabon**. Wiggins and Posley were both first team selections while Mabon was recognized on the third team for both wide receiver and kick returner.

LOOKING TO GO BOWLING

• Ball State aims to return to the bowl scene this fall. The Cardinals went to the Beef 'O' Brady's Bowl St. Petersburg following the 2012 season and the GoDaddy Bowl after the 2013 campaign. However, Ball State fell short of bowl eligibility in 2014 and 2015.

2016 TEAM CAPTAINS

• The 2016 team captains were named earlier this summer. They are senior DB **Martez Hester**, senior WR **KeVonn Mabon**, senior LB **Sean Wiggins** and senior RB **Teddy Williamson**.

SUCCESS IN THE CLASSROOM

• Five players on the 2016 Ball State roster have already earned their bachelor's degree

– WR **Cywettne Brown**, DB **Martez Hester**, WR **KeVonn Mabon**, P **Kyle Schmidt** and LS **Nick Traub**.

RED IS BACK

• Ball State has added a red helmet to its uniform palette this year. This will be the first time the Cardinals have worn red helmets since 1970. From 1971 through 2013, the Cardinals exclusively wore a white helmet adorned with a Cardinal head logo. A black helmet was introduced in 2014. The red helmets will see their first action in Ball State's home opener on Sept. 17.

ALL IN THE BALL STATE FAMILY

• Three of the Ball State coaches played football and graduated from the university – head coach **Mike Neu**, offensive coordinator **Joey Lynch** and defensive line coach **Keith McKenzie**.

PRESEASON MAC POLLS

• Both the media and coaches poll slotted Ball State fifth out of six teams in the MAC West this year. Western Michigan was the MAC West preseason favorite in both polls.

BALL STATE IN THE NFL

• Former Cardinal WR **Willie Snead** was a major contributor for the New Orleans Saints last year and is expected to have a major role with the Saints again this season. Snead finished third on the Saints in receptions (69) last year and second in receiving yards (984).

Snead earned his Ball State bachelor's degree this past spring.

NOT MUCH YELLOW ON THE FIELD

• Ball State led the MAC and ranked third nationally in fewest penalties per game (3.67) and fewest penalty yards per game (35.42) last year. In seven of the 12 games last year, the Cardinals committed no more than three penalties. Ball State was flagged just once for 10 yards in the season finale against Bowling Green.

OFFENSE

LOTS OF SKILL PLAYERS RETURN

• The Cardinals return 84 percent of their offensive production (passing, receiving and rushing yards) from the 2015 squad. The only key player not to return is WR **Jordan Williams**, who went on to sign on the practice squad with the New Orleans Saints.

TOP 10 CHARTS

Career Receiving Yards

1.	3,030	Dante Ridgeway, 2002-04
2.	2,991	Willie Snead, 2011-13
3.	2,778	Dante Love, 2005-08
4.	2,723	Jordan Williams, 2012-15
5.	2,473	Darius Hill, 2005-08
6.	2,256	Deon Chester, 1984-87
7.	2,218	Briggs Orsbon, 2008-11
8.	2,111	Brian Oliver, 1991-94
9.	2,034	Jamill Smith, 2010-13
10.	1,959	KeVonn Mabon, 2012-Present

Career Receptions

1.	238	Dante Ridgeway, 2002-04
2.	223	Willie Snead, 2011-13
3.	213	Briggs Orsbon, 2008-11
4.	199	Dante Love, 2005-08
5.	200	Jordan Williams, 2012-15
6.	177	Jamill Smith, 2010-13
7.	167	KeVonn Mabon, 2012-Present
8.	158	Darius Hill, 2005-08
9.	146	Deon Chester, 1984-87
10.	138	Brian Oliver, 1991-94

MABON ADDED TO BILETNIKOFF AWARD WATCH LIST

• Senior WR **KeVonn Mabon** was one of eight MAC players to be named to the initial Biletnikoff Award watch list. The award is presented annually to the college football season's outstanding receiver.

Mabon enters the Indiana game with 1,959 career receiving yards, which ranks 10th on the school's all-time list. He finished second on the team in both receptions (70) and receiving yards (745) last fall. Mabon piled up a team season-high 150 yards receiving in the 2015 win over UMass and then posted another 100-yard receiving game two weeks later at Ohio (139). The third-year starter totaled 312 all-purpose yards at Ohio on Nov. 17, which was the 10th highest total by any player at the FBS level in 2015.

WILLIAMSON NOMINATED FOR ALL-STATE AFCA GOOD WORKS TEAM

• Senior RB **Teddy Williamson** was one of 165 players nationally to be nominated for the Allstate American Football Coaches Association (AFCA) Good Works Team. The final team will be announced in September.

Williamson played in all 12 games last year and finished fourth on the team in both carries (40) and rushing yards (136). He has volunteered his time at the Boys & Girls Club of Muncie with the Punt, Pass and Kick Football Camp. Williamson, who is finishing up his undergraduate coursework in finance, has also served as a mentor at the downtown Muncie Children's Museum.

STAT CORNER

5

Five active Cardinals already hold a Ball State bachelor's degree – WR **Cywettne Brown**, DB **Martez Hester**, WR **KeVonn Mabon**, P **Kyle Schmidt** and LS **Nick Traub**.



Game #2 Chirps

OFFENSE

NEAL MAKES STRIDES AS FRESHMAN

• This year's quarterback position is expected to be filled by sophomore QB **Riley Neal**. He was one of just six true freshmen to pass for at least 2,000 yards in 2015. Neal finished with 2,276 passing yards, 16 touchdowns and only six interceptions in 11 appearances in 2015.

The other true freshmen to reach 2,000 yards passing were Josh Rosen of UCLA (3,690), Tanner Mangum of BYU (3,377), Brett Rypien of Boise State (3,353), Jake Browning of Washington (2,955) and Chase Litton of Marshall (2,605).

OLD AND NEW ON THE O-LINE

• Junior **Vinnie Palazeti** is sliding over from guard to center this season. Palazeti started six games on the line in 2015. Veterans **Drake Miller** on the left side and **Steven Bell** on the right will fill the tackle positions. Miller and Bell have combined for 49 starts entering this season. Miller was the only player to start all 12 games on the line in 2015. Sophomore **Alex Joss** and junior **Pat Maloney**, both new starters on the line, are slated to line up at the guard positions.

GAMES STARTED CHART

Name	Career	2016 Season	Cons. Starts
Zack Ryan	31	1	1
Steven Bell	30	1	1
Martez Hester	23	1	13
KeVonn Mabon	23	1	18
Tyree Holder	22	1	2
Drake Miller	21	1	21
Aaron Taylor	18	1	4
Dedrick Cromartie	16	0	0
Sam Brunner	16	1	2
Sean Wiggins	14	1	7
Kevin Willis	14	1	4
Darian Green	13	1	13
Darius Conaway	12	0	0
Joshua Posley	11	1	1
Riley Neal	10	1	10
Jack Milas	9	0	0
Corey Lacanaria	9	0	0
John Whitman III	9	0	0
Chris Shillings	7	0	0
Vinnie Palazeti	7	1	3
David Moore	5	0	0
Jordan Hogue	5	1	1
Lamont McPhatter	3	0	0
Corey Hall	2	1	1
Aaron Hepp	2	0	0
Marc Walton	2	1	1
Alex Joss	1	1	1
Devin Reece	1	1	1
Pat Maloney	1	1	1
Anthony Winbush	1	1	1
Kevin Thurmon	1	1	1
Cywettne Brown	1	0	0

FULL STABLE OF RUNNING BACKS

• Ball State's top three running backs from 2015 are all back on the roster this year. Junior RB **Darian Green** led the team with 730 rushing yards. Sophomore **James Gilbert** and senior **Teddy Williamson** will likely see action in the backfield as well. Freshman **Malik Dunner** had an impressive preseason camp and could force his way into the mix.

DEFENSE

POSLEY ADDED TO HENDRICKS AWARD WATCH LIST

• Senior DL **Joshua Posley** was one of 28 players from around the country selected to the initial Ted Hendricks Award Watch List. The Hendricks Award, named in honor of college football's first three-time first-team All-American, is bestowed upon the nation's top defensive end. A midseason watch list will be announced in late November. The 2016 winner will be announced on Dec. 7.

Posley led the team with 9.0 tackles for loss, six quarterback hurries and two forced fumbles as a junior.

A SWITCH CAN DO YOU GOOD

• Senior **Corey Hall** could be a breakout performer in the defensive backfield. After missing the majority of last season with an injury, Hall has made the move from corner back to safety. He made plenty of standout plays from the safety position during pre-season camp.

Hall finished with four tackles and his first interception as a Cardinal against Georgia State.

MAN IN THE MIDDLE

• Senior LB **Zack Ryan** is the team's active leader in career starts (31) and tackles (259). He led the Cardinals with nine tackles, two tackles for loss and a sack in the opener.

WINNING THE TURNOVER BATTLE

• Ball State led or tied the turnover battle in all but three games last year - vs. UMass (Oct. 31), at Ohio (Nov. 17) and vs. Bowling Green (Nov. 24). The Cardinals allowed only 21 points off turnovers the final six games of the season.

Overall, Ball State finished +1 in turnover margin in 2015.

BEST GAME OF 2015

• Ball State allowed a season-low 10 points to UMass on Oct. 31, which was 14 points below the scoring average for the Minutemen. It was also the fewest points

STAT CORNER

12th

Ball State ranked 12th nationally in kickoff return average last year. WR **KeVonn Mabon** and RB **Darian Green** each produced a kick return greater than 80 yards in 2015.

allowed by Ball State versus an FBS team since 2010 (3 at Buffalo, Nov. 12, 2010).

ENTIRELY NEW STAFF ON DEFENSE

• All four coaches on the defensive side of the ball are new to Ball State this year. Defensive coordinator **Tim Daoust** was the assistant head coach at Syracuse the previous three years. Defensive line coach **Keith McKenzie**, a former Cardinal and NFL player, spent the past eight years at Wayne State. Linebackers coach **Johnny Curtis** worked in the Louisiana high school ranks for the past 20 years. Finally, defensive backs coach **Chevis Jackson** was a graduate assistant at his alma mater, LSU, in 2015.

SPECIAL TEAMS

SOLID NUCLEUS BACK IN 2016

• All of the key specialists from 2015 are back on the squad this year - sophomore K **Morgan Hagee**, senior P **Kyle Schmidt**, senior LS **Nick Traub**, kick returners **KeVonn Mabon** and **Darian Green**, and punt returner **Corey Lacanaria**.

'SPECIAL' SPECIAL TEAMS

• Ball State ranked among the top three teams in the league in several special teams categories last year including kickoff returns (first), punt return average (third), punting (third), kickoff coverage (third) and field goal percentage (third).

The Cardinals' kickoff return average of 25.5 yards ranked 12th nationally. Senior **KeVonn Mabon** and junior **Darian Green** each produced a return greater than 80 yards in 2015. Mabon was one of four MAC players to return a kickoff for a touchdown last fall.

MR. CONSISTENT

• After missing a pair of field goals last September at Northwestern, sophomore K **Morgan Hagee** went on to make nine of his final 11 field goal attempts to conclude the 2015 season. He made 16 field goals last fall, which ranked third in the MAC.



Game #2 Chirps

SPECIAL TEAMS

SCHMIDT IN FOURTH YEAR AS PUNTER

• Senior P **Kyle Schmidt** is holding down the punting duties for a fourth consecutive year. He currently ranks tied for third on Ball State's career punting list with an average of 41.0 yards per punt.

Career Punting Average (attempts)

1. 44.8 Chris Miller (231), 2005-08
2. 44.2 Brad Maynard (242), 1993-96
3. 41.0 Scott Kovanda (229), 2008-12
- 41.0 **Kyle Schmidt (155), 2013-pres.**
5. 40.3 Jack Morse (130), 1969-70

2016 INDIVIDUAL HONORS

Sam Brunner, TE, #17

- Nominee for the NFF Scholar-Athlete Awards

KeVonn Mabon, Sr., WR, #16

- Biletnikoff Award Watch List

Joshua Posley, Sr., DE, #57

- Hendricks Award Watch List

Teddy Williamson, Sr., RB, #6

- Allstate AFCA Good Works Team Nominee



Around the MAC

2016 STANDINGS

East Division

Team	MAC	Pct.	PF	PA	Overall	Pct.	PF	PA	H	A	N	Streak
Akron	0-0	.000	0	0	1-0	1.000	47	24	1-0	0-0	0-0	Won 1
Ohio	0-0	.000	0	0	0-1	.000	54	56	0-1	0-0	0-0	Lost 1
Miami	0-0	.000	0	0	0-1	.000	21	45	0-0	0-1	0-0	Lost 1
Buffalo	0-0	.000	0	0	0-1	.000	16	22	0-1	0-0	0-0	Lost 1
Kent State	0-0	.000	0	0	0-1	.000	13	33	0-0	0-1	0-0	Lost 1
Bowling Green	0-0	.000	0	0	0-1	.000	10	77	0-0	0-1	0-0	Lost 1

West Division

Team	MAC	Pct.	PF	PA	Overall	Pct.	PF	PA	H	A	N	Streak
Eastern Michigan	0-0	.000	0	0	1-0	1.000	61	14	1-0	0-0	0-0	Won 1
Central Michigan	0-0	.000	0	0	1-0	1.000	49	3	1-0	0-0	0-0	Won 1
Toledo	0-0	.000	0	0	1-0	1.000	31	10	0-0	1-0	0-0	Won 1
Ball State	0-0	.000	0	0	1-0	1.000	31	21	0-0	1-0	0-0	Won 1
Western Michigan	0-0	.000	0	0	1-0	1.000	22	21	0-0	1-0	0-0	Won 1
Northern Illinois	0-0	.000	0	0	0-1	.000	34	40	0-0	0-1	0-0	Lost 1

THIS WEEK'S SCHEDULE

Saturday, September 10

Central Michigan at Oklahoma State, 12 p.m. (FS1)
 Ohio at Kansas, 2:30 p.m. (Fox Sports Net)
 Akron at Wisconsin, 3:30 p.m. (BTN)
 North Dakota at Bowling Green, 3:30 p.m. (ASN)
 Eastern Illinois at Miami, 3:30 p.m. (ESPN3)
Ball State at Indiana, 4 p.m. (ESPNews)
 North Carolina A&T at Kent State, 6 p.m. (ESPN3)
 Northern Illinois at USF, 7 p.m. (CBSSN)
 Maine at Toledo, 7 p.m. (ESPN3)
 North Carolina Central at WMU, 7 p.m. (ESPN3)
 Eastern Michigan at Missouri, 7:30 p.m. (SECN)

LAST WEEK'S RESULTS

Thursday, September 1

at Central Michigan 49, Presbyterian 3

LAST WEEK'S RESULTS (cont.)

Friday, September 2

at Eastern Michigan 61, Miss. Valley State 14
Ball State 31, at Georgia State 21
 Albany 22, at Buffalo 16
 Toledo 31, at Arkansas State 10

Saturday, September 3

Western Michigan 22, at Northwestern 21
 at Ohio State 77, Bowling Green 10
 at Penn State 33, Kent State 13
 at Iowa 45, Miami 21
 Texas State 56, at Ohio 54 (3OT)
 at Akron 47, VMI 24
 at Wyoming 40, Northern Illinois 34 (3OT)

2016-17 MAC Bowl Lineup

Raycom Media Camellia Bowl

Saturday, December 17th

5:30 p.m. ET (ESPN)

(vs. Sun Belt)

<http://espnevents.com/camellia-bowl/>

Miami Beach Bowl

Monday, December 19th

2:30 p.m. ET (ESPN)

(vs. American Athletic Conference)

<http://miamibeachbowl.com>

Marmot Boca Raton Bowl

Tuesday, December 20th

7 p.m. ET (ESPN)

(vs. American Athletic Conference)

<http://espnevents.com/boca-raton-bowl/>

Famous Idaho Potato Bowl

Thursday, December 22nd

7 p.m. ET (ESPN)

(vs. Mountain West)

<http://www.famousidahopotatobowl.com>

Popeyes Bahamas Bowl

Friday, December 23rd

1 p.m. ET (ESPN)

(vs. C-USA/American Athletic Conf.)

<http://www.bahamasbowl.com>

Dollar General Bowl

Friday, December 23rd

8:00 p.m. ET (ESPN)

(vs. Sun Belt)

2016 Schedule

Date	Opponent	Time/Score
9/1	at FIU	34-13 W
9/10	Ball State	4 p.m.
9/17	OPEN	
9/24	Wake Forest	TBA
10/1	Michigan State*	8 p.m.
10/8	at Ohio State*	TBA
10/15	Nebraska*	3:30 p.m.
10/22	at Northwestern*	12 p.m.
10/29	Maryland*	TBA
11/5	at Rutgers*	TBA
11/12	Penn State*	TBA
11/19	at Michigan*	TBA
11/26	Purdue*	TBA

Note: All times Eastern; asterisk (*) denotes B1G game



The Opponent – Indiana

SERIES HISTORY

Overall: Indiana leads series, 4-3

at Ball State: Indiana leads series, 1-0

at Indiana: Indiana leads series, 3-2

Current streak: Ball State has won three

First meeting: Indiana won, 33-6,
Sept. 13, 1997 in Bloomington, Ind.

Last meeting: Ball State won, 41-39,
Sept. 15, 2012 in Bloomington, Ind.

LAST 10 MEETINGS VS. INDIANA

9/13/97	Indiana, 33-6	at IU
9/4/99	Indiana, 21-9	at IU
9/9/06	Indiana, 24-23	at BSU
11/3/07	Indiana, 38-20	at IU
9/20/08	Ball State, 42-20	at IU
9/3/11	Ball State, 27-20	in Indianapolis
9/15/12	Ball State, 41-39	at IU

2016 INFORMATION

Record: 1-0, 0-0 Big Ten

Ranking: None

Last Game: Won at FIU, 34-13

Sept. 1, 2016

Coach: Kevin Wilson (N. Carolina '84)

Record: 21-41 (6th season)

at IU: 21-41 (6th season)

vs. BSU: 0-2

2016 TEAM LEADERS

Passing: Richard Lagow
 18-of-27, 240 yds., 1 TD, 0 INT
 Rushing: Devine Redding
 22 car., 135 yards, 0 TD, 6.1 ypr
 Rec.: Nick Westbrook
 6 rec., 70 yards, 0 TD, 11.7 ypr
 Tackles: Jonathan Crawford
 7 tackles
 Sacks: Nile Sykes
 1.0 sacks
 INT: Three players
 1 interception




Three Players to Watch on Offense

RUNNING BACK

#34 JAMES GILBERT

Ht: 5-8 Wt: 194 Year: So./So.
Hometown:
Indianapolis, Ind.
Previous School:
Arsenal Tech HS



2016 (So.): Piled up career highs in carries (29), rushing yards (160) and long rush (43) in season opener at Georgia State ... equaled a personal best with two touchdowns versus the Panthers ... part of team rushing attack that totaled 325 yards on the ground, the most by a Ball State team since totaling 357 against Ohio on Nov. 14, 2012.

2015 (Fr.): Played in all 12 games ... registered at least 10 carries in 10 of the 12 games ... led the team in carries (152) and rushing touchdowns (8) ... scored what proved to be the game-winning touchdown at Eastern Michigan on Sept. 19, a five-yard run early in the fourth quarter ... notched a pair of touchdowns in the season opener against VMI ... posted a season-high 73 yards rushing in the win over UMass on Oct. 31 ... joined the team in January 2015.

HIGH SCHOOL: Played for coach Anthony Henderson at Arsenal Tech High ... set the school's career rushing record with 4,817 yards ... 2014 Indianapolis Public Schools Player of the Year.

PERSONAL: Son of Takeisha Brandon ... two sisters ... born Nov. 10, 1995, in Indianapolis, Indiana ... full name is James Derrick Gilbert.

Gilbert's Single Game Highs:

Rush attempts: 29, at Georgia State, 9/2/16

Rush yards: 160, at Georgia State, 9/2/16

Long rush: 43, at Georgia State, 9/2/16

TDs: 2, 3 times (Last at GSU, 9/2/16)

Receptions: 2, UMass, 10/31/15

Rec. yards: 19, Toledo, 10/3/15

Long reception: 19, Toledo, 10/3/15

Gilbert's Career Statistics

• Rushing

Year	G	Att	Yds	TD	Lg	Yd/C
2015	12	152	608	8	34	4.0
2016	1	29	160	2	43	5.5
Total	13	181	768	10	43	4.2

STAT CORNER

325

The Cardinals piled up 325 yards rushing in the season opener at Georgia State, the most by Ball State since totaling 357 against Ohio on Nov. 14, 2012.

WIDE RECEIVER

#16 KeVonn Mabon

Ht: 6-2 Wt: 219 Year: 5th/Sr.
Hometown:
St. Louis, Mo.
Previous School:
DeSmet Jesuit HS



Awards and Honors:

2016 Team Captain

2016 Biletnikoff Award Watch List

2014, 2015 All-MAC Third Team

2015 Ball State Bill Reynolds Special Teams Award

2012 Ball State John Hodge Award (most valuable freshman)

2016 (R-Sr.): Needs 41 more receiving yards to reach 2,000 for his career ... led the Cardinals in receptions (8) and receiving yards (69) in the opener.

2015 (R-Jr.): Started all 12 games at wide receiver and also utilized as a kick returner ... finished second on the team in both receptions (70) and receiving yards (745) ... piled up a team season-high 150 yards receiving in the win over UMass on Oct. 31 ... posted another 100-yard receiving game two weeks later at Ohio (139) ... totaled 312 all-purpose yards at Ohio on Nov. 17, which was the 10th highest total by any player at the FBS level in 2015 ... returned a fourth quarter kickoff 89 yards for a touchdown against Central Michigan on Oct. 24, marking Ball State's first kickoff returned for a score since 2010.

2014 (R-So.): Played in all 12 games with 10 starts ... led the team in receptions with 59 ... second on the team in receiving yards (717).

2013 (R-Fr): Received a medical redshirt from the NCAA due to a season ending injury.

2012 (Fr.): Played in 12 games, including the Beef 'O' Brady's Bowl St. Petersburg ... touchdown catch in back of the end zone at Army was featured as one of ESPN's Top 10 Plays of the Day.

PERSONAL: Son of William Mabon and Marilyn Brown ... uncle, Keith Brown, played football for Minnesota and in the National Football League for the New York Giants ... born Oct. 2, 1993, in Gary, Indiana ... earned his Ball State bachelor's degree in criminal justice in May 2016 ... full name is KeVonn Karmell Mabon.

Mabon's Single Game Highs:

Receptions: 11, Colgate, 8/30/14

Receiving yards: 150, UMass, 10/30/15

Receiving TDs: 1, 9 times

Touchdowns: 1, 11 times

Long reception: 62, Bowling Green, 11/28/14

Mabon's Career Statistics


• Receiving

Year	G	Rec	Yds	TD	Lg	Yd/C
2012	12	23	335	2	44	14.6
2013	4	7	93	0	34	13.3
2014	12	59	717	5	62	12.2
2015	12	70	745	2	53	10.6
2016	1	8	69	0	21	8.6
Total	41	167	1959	9	62	11.7

QUARTERBACK

#12 RILEY NEAL

Ht: 6-6 Wt: 217 Year: So./So.
Hometown:
Yorktown, Ind.
Previous School:
Yorktown HS



Awards and Honors:

2015 Ball State John Hodge Award (most valuable freshman)

2016 (So.): After a slow start in the season opener, he finished 7-of-8 passing in the second half for 60 yards ... his personal-best rush of 46 yards in the fourth quarter at GSU led to a Ball State touchdown.

2015 (Fr.): Played in 11 games and started the final nine games at quarterback ... first collegiate start came at No. 17 Northwestern on Sept. 26 ... threw for 2,276 yards, the sixth most by a true freshman at the FBS level in 2015 ... began his career with 143 consecutive passes without an interception ... tallied a 41-yard broken play touchdown run at Eastern Michigan ... led the team in both rushing (74 yards) and passing (178) at Northwestern on Sept. 26 ... set season highs in completions (31), attempts (53), passing yards (393) and touchdowns (4) at Northern Illinois on Oct. 10.

HIGH SCHOOL: Earned three letters for coach Mike Wilhelm at Yorktown High ... helped team to an 11-2 record as a senior and a 27-9 mark in career ... helped the Tigers to their first 11-win season in school history as a senior ... helped Yorktown to a sectional title as a senior ... set Yorktown career records for passing yards (7,285), completions (564), pass attempts (930), completion percentage (60.6) and passing touchdowns (78).

PERSONAL: Son of Jesse and Shawn Neal ... father played football at Ball State ... uncle, Jay Neal, played football at Ball State ... one brother and one sister ... born Oct. 2, 1996, in Muncie, Indiana ... full name is Riley Joseph Neal.

Neal's Single Game Highs:

Pass attempts: 53, at Northern Ill., 10/10/15

Pass completions: 31, at NIU, 10/10/15

Pass yards: 393, at NIU, 10/10/15

Pass TDs: 4, at Northern Illinois, 10/10/15

Long pass: 53, 2x (Last vs. UMass, 10/31/15)

Rush attempts: 16, at Northwestern, 9/26/15

Rush yards: 86, at EMU, 9/19/15

Long rush: 46, at Georgia State, 9/2/16

Rush TDs: 1, Twice (Last at Ohio, 11/17/15)

Neal's Career Statistics

• Passing

Year	G	C-	A	Int	Yds	TD	Lg	Pct.
2015	11	228-	391	6	2276	16	53	58.3
2016	1	15-	29	2	130	0	21	51.7
Total	12	243-	420	8	2406	16	53	57.9

• Rushing

Year	G	Att	Yds	TD	Lg	Yd/C
2015	11	88	399	2	41	4.5
2016	1	4	48	0	46	12.0
Total	12	92	447	2	46	4.9



Three Players to Watch on Defense

DEFENSIVE BACK

#21 MARTEZ HESTER

Ht: 6-3 Wt: 207 Year: 5th/Sr.
Hometown:
Kennesaw, Ga.
Previous School:
North Cobb HS



Awards and Honors:

2016 Team Captain

Notes: 2016 (R-Sr.): Finished second on the team with six tackles in the opener ... nearly hauled in his third career interception in the fourth quarter.

2015 (R-Jr.): Only player on defense to start all 12 games ... finished third on the team with 78 tackles from the safety position ... posted a game-high and personal season-high 13 stops against Central Michigan on Oct. 24 ... also tallied double-digit tackles on Sept. 26 at Northwestern (11).

2014 (R-So.): Played in eight games with five starts to earn second letter ... career-high 15 tackles versus Northern Illinois.

2013 (R-Fr.): Started five games ... earned first letter ... made first collegiate start in the season opener versus Illinois State ... season-high seven tackles at Eastern Michigan and versus Miami ... recorded first career interception at Eastern Michigan and second at Miami.

PERSONAL: Son of Mike and Kim Hester ... one sister and one brother ... sister, Nicole, played basketball at Drexel ... born Aug. 10, 1994, in Silver Springs, Maryland ... full name is Martez Donovan Hester.

Hester's Single Game Highs:

Tackles: 15, Northern Illinois, 11/5/14

INT: 1, Twice (Last at MU, 11/29/13)

Long INT return: 10, at EMU, 9/21/13

FF: 1, Twice (Last vs. Akron 10/25/14)

FR: 1, Twice (Last at WMU, 11/5/15)

PBU: 1, 8 times

Hester's Career Statistics

• Defensive Stats

Year	G	UA	A	Tot	TFL	FF	FR	Int	Sacks
2013	7	17	15	32	0.0-0	0	0	2	0.0-0
2014	8	21	31	52	0.0-0	2	1	0	0.0-0
2015	12	43	35	78	0.0-0	0	1	0	0.0-0
2016	1	5	1	6	0.0-0	0	0	0	0.0-0
Total	28	86	82	168	0.0-0	2	2	2	0.0-0

LINEBACKER

#2 ZACK RYAN

Ht: 5-11 Wt: 220 Year: 5th/Sr.
Hometown:
Westlake, Ohio
Previous School:
St. Ignatius HS



Notes: 2016 (R-Sr.): Team's active leader in career tackles (252) and starts (31) ... led team with nine stops, two tackles for loss and one sack at Georgia State last week.

2015 (R-Jr.): Played in all 12 games with five starts at linebacker ... ranked fourth on the team with 67 tackles ... notched at least three tackles in every game ... tallied a season-best 10 stops at No. 16 Texas A&M on Sept. 12 ... recovered a fumble early in the game at No. 17 Northwestern on Sept. 26 which led to a Ball State field goal.

2014 (R-So.): Started all 12 games to earn second letter ... career-high 15 tackles versus Eastern Michigan ... finished the season with double-digit tackle totals in the final four games -- Northern Illinois (13), Massachusetts (14), Eastern Michigan (15) and Bowling Green (10) ... also had 10 tackles at Iowa ... career-high 2.5 tackles for loss versus Eastern Michigan ... one sack versus EMU ... career-best two forced fumbles versus Eastern Michigan ... first career interception versus Akron and returned it 27 yards.

2013 (R-Fr.): Made first career start in the season opener versus Illinois State ... started 12 games to earn first letter and scholarship ... third on the team with seven tackles versus Illinois State ... first career tackle for loss and first career pass break-up versus Illinois State ... led team with season-high 11 tackles versus Army ... tied season high with 11 tackles at Northern Illinois ... seven tackles at Virginia.

PERSONAL: Son of Tim and Sue Ryan ... three brothers ... father played football at Wake Forest ... brother, Connor, was a senior captain on the 2013 Ball State football team and played four seasons for the Cardinals ... brother, Jake, played collegiate football at Michigan and now competes for the Green Bay Packers ... born Jan. 20, 1994, in Fairview, Ohio ... full name is Zachary Francis Ryan.

Ryan's Single Game Highs:

Tackles: 15, Eastern Michigan, 11/22/14

TFL: 2.5, Eastern Michigan, 11/22/14

Interceptions: 1, Akron 10/25/14

Long INT return: 27, Akron 10/25/14

Sacks: 1.5, at Eastern Mich., 9/21/13

FF: 2, Eastern Michigan, 11/22/14

FR: 1, at Northwestern, 9/26/15

PBU: 1, 4 times (Last vs. BGSU, 11/24/15)

Ryan's Career Statistics


• Defensive Stats

Year	G	UA	A	Tot	TFL	FF	FR	Int	Sacks
2013	12	38	47	85	8.0-24	2	1	0	2.5-13
2014	12	35	56	91	6.0-18	2	1	1	1.0-9
2015	12	33	34	67	3.0-4	1	1	0	0.0-0
2016	1	7	2	9	2.0-4	0	0	0	1.0-2
Total	38	117	142	259	19.0-50	5	3	1	4.5-24

LINEBACKER

#3 SEAN WIGGINS

Ht: 6-3 Wt: 228 Year: Sr./Sr.
Hometown:
Mint Hill, N.C.
Previous School:
Butler HS



Awards and Honors:

2016 Team Captain

2015 All-MAC First Team

2015 Ball State Ray Louthen Award
(most improved)

Notes: 2016 (R-Sr.): Picked up five tackles and one pass break-up in the opener at Georgia State.

2015 (Jr.): Played in all 12 games with 11 starts at linebacker ... led the team with 48 solo tackles and ranked second with 95 total tackles ... reached double-digit tackles in four games, including three straight games against UMass, Western Michigan and Ohio ... recorded his first collegiate sack as well as his first two collegiate interceptions on Sept. 19 at Eastern Michigan ... his sack ended a first quarter Eastern Michigan drive while both of his interceptions came late in the fourth quarter.

2014 (So.): Played in all 12 games and started two games (versus Northern Illinois and at Massachusetts) to earn second letter ... career-high 13 tackles versus Northern Illinois ... posted 10 tackles at UMass ... first career tackle for loss in the season finale at Bowling Green ... forced first career fumble versus Northern Illinois.

2013 (Fr.): Saw first collegiate action in the season opener versus Illinois State ... played in 11 games to earn first letter ... first career tackle came against Illinois State ... four tackles in three contests ... five tackles at North Texas and versus Central Michigan ... season-high eight tackles versus Miami.

PERSONAL: Son of Eddie and Marianne Wiggins ... born Feb. 2, 1995, in Charlotte, North Carolina ... two brothers and one sister ... attended the same high school as former Ball State standout Jahwan Edwards and current teammate David Moore ... full name is Sean Michael Wiggins.

Wiggins' Single Game Highs:

Tackles: 13, Northern Illinois, 11/5/14

TFL: 1.0, 3 times (Last vs. BGSU, 11/24/15)

Sacks: 1.0, Twice (Last vs. GSU, 10/17/15)

INT: 2, at Eastern Michigan, 9/19/15

FF: 1, Twice (Last vs. CMU, 10/24/15)

FR: 2, at Central Michigan, 10/18/14

PBU: 2, Central Michigan, 10/24/15

Wiggins' Career Statistics

• Defensive Stats

Year	G	UA	A	Tot	TFL	FF	FR	Int	Sacks
2013	12	15	23	38	2.5-7	0	0	0	0.0-0
2014	12	22	26	48	1.0-3	1	2	0	0.0-0
2015	12	48	47	95	4.5-19	1	2	2	2.0-15
2016	1	3	2	5	0.0-0	0	0	0	0.0-0
Total	37	88	98	186	8.0-29	2	4	2	2.0-15

STAT CORNER

7

The Ball State defense forced Georgia State to punt on seven consecutive possessions from early in the second quarter to midway through the fourth quarter last week.



Head Coach **Mike Neu**

1st season at Ball State | 7th season as a head coach (including arena league)

15th season as a football coach

Hometown: Indianapolis, Ind.

Alma Mater: Ball State '94

Family: wife Charmin ... three children - Graycen, Carson and Chase



@BSUCoachNeu

Ball State University welcomed back one of its own as Mike Neu was named the head coach for the Cardinal football program in January. Neu played collegiate football at Ball State where he was named 1993 Mid-American Conference Offensive Player of the Year.

"We are delighted that Mike has agreed to become our head football coach," Ball State Director of Athletics Mark Sandy said. "His football expertise, leadership traits and passion for Ball State are qualities that our student-athletes and fans will embrace."

Neu has 15 years of coaching experience with stops in the National Football League (NFL), Division I FBS football and the arena leagues. Most recently, Neu served the previous two seasons as the quarterbacks coach for the NFL's New Orleans Saints. In 2014 under Neu's guidance, quarterback Drew Brees was selected to his franchise-record eighth Pro Bowl as a Saint. Brees led the league in completions (456), tied for first in passing yardage (4,952), ranked second in completion percentage (69.2) and tied for fifth in touchdown passes (33). In 2015, Brees once again led the NFL in passing yardage (4,870) while ranking second in completion percentage (68.3) and completions (428).

Neu, a native of Indianapolis, Indiana, started 38-of-41 games at quarterback in his four seasons at Ball State (1990-93). He was honored with the MAC's Vern Smith Award as the league's most valuable player and the MAC Offensive Player of the Year award as a senior. That year, Neu and the Cardinals went 8-3-1 overall and 7-0-1 in league action to capture the MAC championship. In one of his greatest games as a collegiate quarterback, Neu threw for a Ball State record 469 yards and completed 28-of-40 passes against Toledo in 1993 to help the Cardinals rally from a 30-3 deficit and record the largest comeback in Ball State history, a 31-30 Homecoming victory.

Neu played professionally in the Canadian Football League and Arena Football League (AFL) from 1995-97 before beginning his coaching career in 1998 with the AFL's Nashville Kats. In 2000, Neu was named head coach for the first time as he took over the Arena Football 2's (AF2) Augusta Stallions. He led that organization to a

conference title in 2000 with a 14-4 record and was named the AF2 Coach of the Year.

In 2001 and 2002, Neu worked with the AFL's Carolina Cobras. He served as the offensive coordinator in 2001 and was promoted to head coach in 2002. During his stint as head coach, Neu led the team to the quarterfinals of the AFL playoffs, including the team's first-ever playoff win.

Neu then spent four years as head coach of the AFL's New Orleans VooDoo. There, he compiled a 33-31 record and earned 2004 AFL Coach of the Year honors. During his first season at the helm, Neu led the team to a franchise-best 11-5 record, a division title and a playoff berth.

From 2008-12, Neu worked on the New Orleans Saints' player personnel staff. He then spent the 2012 and 2013 seasons with Tulane as the quarterbacks coach. In 2013, Neu helped guide Tulane to a 7-6 overall record and its first postseason appearance in 11 years - the 2013 R+L Carriers New Orleans Bowl.

Neu received his bachelor's degree in sport administration from Ball State in 1994 and served as a graduate assistant coach for the Cardinals during the 1994 season. He was inducted into the Ball State Athletics Hall of Fame in 2004.

Neu and his wife, Charmin, have a daughter, Graycen (15), and two sons, Carson (14) and Chase (6).



Neu's Head Coaching Record

Year	School/Team	W-L-T
2000	Augusta Stallions (AF2)	14-4
2002	Carolina Cobras (AFL)	7-9
2004	New Orleans VooDoo (AFL)	11-6
2005	New Orleans VooDoo	9-7
2007	New Orleans VooDoo	5-11
2008	New Orleans VooDoo	8-8
2016	Ball State	1-0
Totals	7th year	55-45 (.550)
	1st year	1-0 (1.000) at Ball St.
	1st year	0-0 (.000) vs. MAC

Neu's Coaching Experience

- New Orleans Saints (NFL) 2014-15
Quarterbacks Coach
- Tulane 2012-13
Quarterbacks Coach
- New Orleans VooDoo (AFL) ... 2004-08
Head Coach
- Carolina Cobras (AFL) 2002
Head Coach
- Carolina Cobras (AFL) 2001
Offensive Coordinator
- Augusta Stallions (AF2) 2000
Head Coach
- Nashville Kats (AFL) 1998-99
Offensive Coordinator/QBs Coach
- Ball State 1994
Graduate Assistant

Ball State Coaching Staff

Mike Neu (F) Head Coach
 Tim Daoust (PB) Def. Coordinator
 Joey Lynch (PB) Off. Coord./QBs
 Alex Bailey (PB) Wide Receivers
 Johnny Curtis (F) Linebackers
 Kyle DeVan (F) Offensive Line
 Patrick Dougherty (F) STs/TEs
 Chevis Jackson (F) Defensive Backs
 Kevin Lynch (F) Running Backs
 Keith McKenzie (F) Defensive Line
 Graduate Assistants: Offense - Doug Ehinger, Dean Petzing; Defense - Shawn Chaffee, Cory Connolly



2016 Ball State Cardinals Football



Ball State Depth Chart (as of Sept. 5, 2016)

- Offense -			
Pos.	No.	Name (Ht., Wt., Yr., Hometown)	
QB	15	Riley Neal (6-6, 220, So./So., Yorktown, Ind.)	
	14	Jack Milas (6-1, 206, Sr./Jr., Arlington Heights, Ill.)	
RB	25	Darian Green (5-8, 185, Jr./Jr., Lafayette, Ind.)	
	34	James Gilbert (5-8, 194, So./So., Indianapolis, Ind.)	
	or 6	Teddy Williamson (5-9, 191, Sr./Sr., O'Fallon, Mo.)	
WR	16	KeVonn Mabon (6-2, 215, 5th/Sr., St. Louis, Mo.)	
	19	Devin Reece (6-2, 208, Jr./So., Westfield, Ind.)	
WR	5	Corey Lacanaria (5-8, 166, Jr./Jr., Farnington Hills, Mich.)	
	80	Aaron Hepp (6-1, 190, 5th/Sr., Indianapolis, Ind.)	
WR	1	Jordan Hogue (6-0, 183, Jr./Jr., Fort Wayne, Ind.)	
	85	Cywettne Brown (6-0, 166, 5th/Sr., Chicago, Ill.)	
	or 86	Riley Miller (6-1, 187, So./Fr., Yorktown, Ind.)	
TE	17	Sam Brunner (6-2, 244, 5th/Sr., Washington, Mich.)	
	84	Danny Pinter (6-4, 254, So./Fr., South Bend, Ind.)	
	or 81	Kyle Schrank (6-3, 231, So./Fr., Fishers, Ind.)	
LT	78	Drake Miller (6-5, 307, 5th/Sr., Sturgis, Mich.)	
	58	Kadin Booker (6-6, 286, Jr./So., Burlington City, N.J.)	
LG	70	Alex Joss (6-4, 292, Jr./So., Novi, Mich.)	
	71	Zac Ricketts (6-4, 295, So./Fr., Bremen, Ind.)	
C	75	Vinnie Palazeti (6-4, 300, Sr./Jr., Owosso, Mich.)	
	63	Grant Williamson (6-3, 274, So./Fr., Rolling Prairie, Ind.)	
RG	73	Pat Maloney (6-2, 292, Sr./Jr., Niles, Ill.)	
	71	Zac Ricketts (6-4, 295, So./Fr., Bremen, Ind.)	
RT	66	Steven Bell (6-5, 294, 5th/Sr., Cincinnati, Ohio)	
	58	Kadin Booker (6-6, 286, Jr./So., Burlington City, N.J.)	

- Defense -			
Pos.	No.	Name (Ht., Wt., Yr., Hometown)	
DE	98	Anthony Winbush (6-1, 225, Sr./Jr., Indianapolis, Ind.)	
	49	Kyle Seger (6-1, 247, 5th/Sr., Huntingburg, Ind.)	
DT	62	Kevin Thurmon (6-1, 281, So./So., South Holland, Ill.)	
	52	Fred Schroeder (6-2, 275, Jr./So., Yuma, Ariz.)	
NT	93	Kevin Willis (6-2, 303, Jr./Jr., Indianapolis, Ind.)	
	55	John Whitman III (6-1, 299, Sr./Sr., Columbus, Ohio)	
DE	57	Joshua Posley (6-1, 254, 5th/Sr., Indianapolis, Ind.)	
	95	Brian Whitaker (6-3, 243, Jr./Jr., Conyers, Ga.)	
WLB	3	Sean Wiggins (6-3, 232, Sr./Sr., Mint Hill, N.C.)	
	32	Jeremiah Jackson (5-11, 219, Jr./So., Brooksville, Fla.)	
MLB	2	Zack Ryan (5-11, 220, 5th/Sr., Westlake, Ohio)	
	27	Stu Stanley (6-1, 233, Sr./Sr., Indianapolis, Ind.)	
SLB	7	Aaron Taylor (5-11, 208, 5th/Sr., Lawrenceville, Ga.)	
	50	Damon Singleton (6-2, 237, Jr./So., Wyandotte, Mich.)	
CB	33	Tyree Holder (6-0, 168, 5th/Sr., Tampa, Fla.)	
	11	Josh Miller (5-11, 180, Jr./So., Indianapolis, Ind.)	
FS	8	Corey Hall (5-10, 185, Sr./Sr., Stockbridge, Ga.)	
	28	Armani McNulty (5-11, 181, So./So., Bolingbrook, Ill.)	
SS	21	Martez Hester (6-3, 201, 5th/Sr., Kennesaw, Ga.)	
	31	Romero Wade (6-0, 207, So./Fr., Altamonte Springs, Fla.)	
CB	23	Marc Walton (5-10, 185, So./So., Mentor, Ohio)	
	20	Deion Hallmon (5-11, 163, Jr./So., Weston, Fla.)	

- Specialists -			
Pos.	No.	Name (Ht., Wt., Yr., Hometown)	
PK	22	Morgan Hagee (5-11, 160, So./So., Plainfield, Ind.)	
	38	Steve Drida (6-0, 205, Sr./Jr., Waukesha, Wis.)	
P	12	Kyle Schmidt (6-2, 218, 5th/Sr., Chesterton, Ind.)	
	22	Morgan Hagee (5-11, 160, So./So., Plainfield, Ind.)	
LS	47	Nick Traub (5-11, 207, 5th/Sr., Indianapolis, Ind.)	
	56	Greg Gilliland (6-4, 225, So./Fr., Coldwater, Ohio)	
HO	14	Jack Milas (6-1, 206, Sr./Jr., Arlington Heights, Ill.)	
	12	Kyle Schmidt (6-2, 218, 5th/Sr., Chesterton, Ind.)	

- Specialists -			
Pos.	No.	Name (Ht., Wt., Yr., Hometown)	
KO	12	Kyle Schmidt (6-2, 218, 5th/Sr., Chesterton, Ind.)	
	38	Steve Drida (6-0, 205, Sr./Jr., Waukesha, Wis.)	
KOR	16	KeVonn Mabon (6-2, 215, 5th/Sr., St. Louis, Mo.)	
	25	Darian Green (5-8, 185, Jr./Jr., Lafayette, Ind.)	
PR	5	Corey Lacanaria (5-8, 166, Jr./Jr., Farnington Hills, Mich.)	
	80	Aaron Hepp (6-1, 190, 5th/Sr., Indianapolis, Ind.)	

Pronunciation Guide

Kadin Booker KAY-din
 Cywettne Brown SWEAT-nee
 Sam Brunner BREW-ner
 Dedrick Cromartie DEE-drick crow-MAHR-tee
 Malik Dunner mah-LEEK
 AJ Jaffal jah-FALL
 Corey Lacanaria LACK-an-R-ee-ah
 KeVonn Mabon KEE-von MAY-bon
 Jack Milas MY-lus
 Vinnie Palazeti PAL-ah-ZETT-ee
 Andrew Poenitsch PAIN-ish
 Joshua Posley POSE-lee
 Kyle Seger SAY-ger



2016 Alphabetical Roster

No.	Name	Pos.	Ht.	Wt.	Yr.	Hometown (Prev. School)
10	Lamar Anderson	S	5-9	182	Fr./Fr.	St. Louis, Mo. (Christian Brothers College HS)
54	Chris Beech	OL	6-1	284	Fr./Fr.	Miamisburg, Ohio (Archbishop Alter HS)
66	Steven Bell	OL	6-5	294	5th/Sr.	Cincinnati, Ohio (Indian Hill HS)
68	T.J. Beltavski	OL	6-0	291	Fr./Fr.	Strongsville, Ohio (Cleveland Benedictine HS)
2	Zack Blair	QB	5-11	188	So./Fr.	Tipp City, Ohio (Tippecanoe HS)
58	Kadin Booker	OL	6-6	286	Jr./So.	Burlington City, N.J. (Monroe College)
69	Josh Bridgford	OL	6-3	270	Fr./Fr.	Indianapolis, Ind. (Warren Central HS)
85	Cywettne Brown	WR	6-0	166	5th/Sr.	Chicago, Ill. (Wartburg College)
17	Sam Brunner	TE	6-2	244	5th/Sr.	Washington, Mich. (Romeo HS)
94	Frank Burton III	DT	6-1	257	Fr./Fr.	Bear, Del. (William Penn HS)
4	Darius Conaway	CB	6-1	189	Sr./Sr.	Kennesaw, Ga. (North Cobb HS)
43	Dedrick Cromartie	S	5-10	175	Jr./Jr.	St. Louis, Mo. (DeSmet HS)
42	Chris Crumb	DT	6-0	266	Fr./Fr.	Lewis Center, Ohio (Olentangy HS)
82	Keidren Davis	TE	6-4	240	Fr./Fr.	Grand Rapids, Mich. (Union HS)
38	Steve Drida	K	6-0	205	Sr./Jr.	Waukesha, Wis. (Waukesha West HS)
4	Malik Dunner	RB	5-11	192	Fr./Fr.	Carpentersville, Ill. (Dundee Crown HS)
34	James Gilbert	RB	5-8	194	So./So.	Indianapolis, Ind. (Arsenal Tech HS)
37	Spencer Gilbert	LB	5-11	198	Jr./So.	Greenfield, Ind. (Eastern Hancock HS)
87	Nik Giles	WR	5-11	183	So./Fr.	Matteson, Ill. (Mount Carmel HS)
56	Greg Gilliland	LS	6-4	225	So./Fr.	Coldwater, Ohio (Coldwater HS)
88	Nolan Givan	TE	6-3	236	Fr./Fr.	Berkley, Mich. (Berkley HS)
25	Darian Green	RB	5-8	185	Jr./Jr.	Lafayette, Ind. (Jefferson HS)
22	Morgan Hagee	K	5-11	160	So./So.	Plainfield, Ind. (Plainfield HS)
8	Corey Hall	S	5-10	185	Sr./Sr.	Stockbridge, Ga. (Eastern Arizona JC)
20	Deion Hallmon	CB	5-11	163	Jr./So.	Weston, Fla. (Iowa Western CC)
90	Sean Hammonds Jr.	DE	6-1	249	So./Fr.	Louisville, Ky. (Ballard HS)
89	Damon Hazelton Jr.	WR	6-2	209	Fr./Fr.	Baltimore, Md. (Franklin HS)
80	Aaron Hepp	WR	6-1	190	5th/Sr.	Indianapolis, Ind. (Bishop Chatard HS)
21	Martez Hester	S	6-3	201	5th/Sr.	Kennesaw, Ga. (North Cobb HS)
1	Jordan Hogue	WR	6-0	183	Jr./Jr.	Fort Wayne, Ind. (New Haven HS)
33	Tyree Holder	CB	6-0	168	5th./Sr.	Tampa, Fla. (Tampa Catholic HS)
91	Akeem Hutchinson	DE	6-3	240	So./Fr.	Lauderdale Lakes, Fla. (Stranahan HS)
32	Jeremiah Jackson	LB	5-11	219	Jr./So.	Brooksville, Fla. (Hernando HS)
46	AJ Jaffal	LB	6-0	216	So./Fr.	Dearborn, Mich. (Fordson HS)
35	James Jennette III	DE	6-3	225	Fr./Fr.	Florissant, Mo. (Hazelwood West HS)
70	Alex Joss	OL	6-4	292	Jr./So.	Novi, Mich. (Walled Lake Western HS)
20	David Keeling	RB	5-8	185	Fr./Fr.	Fairfield, Ohio (Fairfield HS)
53	Malik King	OL	6-3	312	Jr./So.	Muskegon, Mich. (Muskegon HS)
18	Ty Kirtz	WR	6-1	187	Fr./Fr.	Brownsburg, Ind. (Brownsburg HS)
99	Kenny Knight Jr.	DT	6-0	253	So./Fr.	East St. Louis, Ill. (East St. Louis HS)
44	Dylan Koch	TE	6-4	214	Fr./Fr.	Plainfield, Ill. (Plainfield East HS)
74	Chase Krauter	OL	6-0	275	Fr./Fr.	Carmel, Ind. (Carmel HS)
5	Corey Lacanaria	WR	5-8	166	Jr./Jr.	Farmington Hills, Mich. (Brother Rice HS)
29	Mitch Larsen	S	5-9	185	Fr./Fr.	Fairfield, Ohio (Fairfield Senior HS)
25	Kyle Lewis	CB	6-1	185	5th/Sr.	Bellflower, Calif. (West LA College)
79	Jarrid Lloyd	OL	6-5	271	Sr./Jr.	Naperville, Ill. (Benet Academy)
16	KeVonn Mabon	WR	6-2	215	5th/Sr.	St. Louis, Mo. (DeSmet Jesuit HS)
73	Pat Maloney	OL	6-2	292	Sr./Jr.	Niles, Ill. (Maine South HS)
44	Jake Maple	CB	6-0	185	Fr./Fr.	Plainfield, Ind. (Plainfield HS)
26	Brandon Martin	RB	6-0	237	Fr./Fr.	Indianapolis, Ind. (Lawrence North HS)
67	Dominick Mathis	OL	6-2	308	Fr./Fr.	Indianapolis, Ind. (Warren Central HS)
9	Reggie McGee	DE	6-1	230	Sr./Jr.	Baltimore, Md. (Hartnell College)
28	Armani McNulty	S	5-11	181	So./So.	Bolingbrook, Ill. (Bolingbrook HS)

Numerical Roster

1	Jordan Hogue	WR
2	Zack Blair	QB
2	Zack Ryan	LB
3	Sean Wiggins	LB
4	Darius Conaway	CB
4	Malik Dunner	RB
5	Corey Lacanaria	WR
6	Teddy Williamson	RB
7	Aaron Taylor	LB
8	Corey Hall	S
9	Reggie McGee	DE
10	Lamar Anderson	S
10	Ryan Rimmler	K
11	Josh Miller	CB
11	David Morrison	QB
12	Drew Plitt	QB
12	Kyle Schmidt	P
13	David Moore	CB
14	Jack Milas	QB
15	Riley Neal	QB
15	Terin Solomon	LB
16	KeVonn Mabon	WR
17	Sam Brunner	TE
18	Ty Kirtz	WR
18	Alec Neu	S
19	Devin Reece	WR
20	Deion Hallmon	CB
20	David Keeling	RB
21	Martez Hester	S
22	Morgan Hagee	K
23	Marc Walton	CB
24	Ralph Smith III	WR
25	Darian Green	RB
25	Kyle Lewis	CB
26	Brandon Martin	RB
27	Stu Stanley	LB
28	Armani McNulty	S
29	Mitch Larsen	S
30	Isaiah Quarles	CB
31	Romero Wade	S
32	Jeremiah Jackson	LB
33	Tyree Holder	CB
34	James Gilbert	RB
35	James Jennette III	DE
36	Jacob White	LB
37	Spencer Gilbert	LB
38	Steve Drida	K
39	Joe Spegal	RB
41	Payton Stonefield	LB
42	Chris Crumb	DT
43	Dedrick Cromartie	S
44	Dylan Koch	TE
44	Jake Maple	CB



2016 Ball State Cardinals Football



2016 Alphabetical Roster (cont.)

No.	Name	Pos.	Ht.	Wt.	Yr.	Hometown (Prev. School)
45	Lamont McPhatter	S	5-10	179	Jr./So.	New Castle, Pa. (New Castle HS)
14	Jack Milas	QB	6-1	206	Sr./Jr.	Arlington Heights, Ill. (Rolling Meadows HS)
78	Drake Miller	OL	6-5	307	5th./Sr.	Sturgis, Mich. (Sturgis HS)
11	Josh Miller	CB	5-11	180	Jr./So.	Indianapolis, Ind. (Marian Univ. (Ind.))
86	Riley Miller	WR	6-1	187	So./Fr.	Yorktown, Ind. (Yorktown HS)
13	David Moore	CB	5-9	167	Sr./Jr.	Matthews, N.C. (Butler HS)
11	David Morrison	QB	6-1	195	Jr./So.	Fort Wayne, Ind. (Concordia HS)
15	Riley Neal	QB	6-6	220	So./So.	Yorktown, Ind. (Yorktown HS)
18	Alec Neu	S	5-11	175	Fr./Fr.	McCordsville, Ind. (Catherdral HS)
75	Vinnie Palazeti	OL	6-4	300	Sr./Jr.	Owosso, Mich. (Powers Catholic HS)
84	Danny Pinter	TE	6-4	254	So./Fr.	South Bend, Ind. (John Adams HS)
83	Wyatt Plate	WR	5-9	169	Fr./Fr.	Jackson, Mich. (Lumen Christi HS)
12	Drew Plitt	QB	6-2	217	Fr./Fr.	Loveland, Ohio (Loveland HS)
64	Andrew Poenitsch	OL	6-3	266	So./Fr.	Waukesha, Wis. (Sussex Hamilton HS)
57	Joshua Posley	DE	6-1	254	5th./Sr.	Indianapolis, Ind. (Univ. of Cincinnati)
30	Isaiah Quarles	CB	5-8	170	Fr./Fr.	Lawrence, Ind. (Marion Community HS)
19	Devin Reece	WR	6-2	208	Jr./So.	Westfield, Ind. (Westfield HS)
71	Zac Ricketts	OL	6-4	295	So./Fr.	Bremen, Ind. (Bremen HS)
10	Ryan Rimmmler	K	5-10	185	Fr./Fr.	East Jordan, Mich. (Kaiserslautern HS)
51	Cody Rudy	LB	5-11	235	Fr./Fr.	Middletown, Ind. (Shenandoah HS)
2	Zack Ryan	LB	5-11	220	5th./Sr.	Westlake, Ohio (St. Ignatius HS)
12	Kyle Schmidt	P	6-2	218	5th./Sr.	Chesterton, Ind. (Chesterton HS)
59	Kraig Schoenherr	LB	6-0	215	Fr./Fr.	Coldwater, Ohio (Coldwater HS)
81	Kyle Schrank	TE	6-3	231	So./Fr.	Fishers, Ind. (Hamilton Southeastern HS)
52	Fred Schroeder	DT	6-2	275	Jr./So.	Yuma, Ariz. (IMG Academy)
49	Kyle Seger	DE	6-1	247	5th./Sr.	Huntingburg, Ind. (Southridge HS)
50	Damon Singleton	LB	6-2	237	Jr./So.	Wyandotte, Mich. (Roosevelt HS)
77	Kaleb Slaven	OL	6-3	272	Fr./Fr.	Muncie, Ind. (Delta HS)
24	Ralph Smith III	WR	5-9	174	Sr./Jr.	Avon, Ohio (Avon HS)
15	Terin Solomon	LB	6-0	205	Jr./Jr.	Murrieta, Calif. (Riverside City College)
39	Joe Spegal	RB	5-9	189	So./Fr.	Eaton, Ind. (Anderson Univ. (Ind.))
27	Stu Stanley	LB	6-1	233	Sr./Sr.	Indianapolis, Ind. (Cathedral HS)
41	Payton Stonefield	LB	6-1	210	Sr./Jr.	Sunman, Ind. (East Central HS)
92	John Swisher	DT	6-2	282	Jr./Jr.	Des Moines, Iowa (Iowa Western CC)
7	Aaron Taylor	LB	5-11	208	5th./Sr.	Lawrenceville, Ga. (Central Gwinnett HS)
48	Jaylin Thomas	LB	6-1	212	Fr./Fr.	Lima, Ohio (Lima Senior HS)
62	Kevin Thurmon	DT	6-1	281	So./So.	South Holland, Ill. (Mount Carmel HS)
72	Anthony Todd	OL	6-3	293	Fr./Fr.	Yorktown, Ind. (Yorktown HS)
47	Nick Traub	LS	5-11	207	5th./Sr.	Indianapolis, Ind. (Bishop Chatard HS)
31	Romero Wade	S	6-0	207	So./Fr.	Altamonte Springs, Fla. (Lyman HS)
23	Marc Walton	CB	5-10	185	So./So.	Mentor, Ohio (Mentor HS)
95	Brian Whitaker	DE	6-3	243	Jr./Jr.	Conyers, Ga. (Eastern Arizona Coll.)
36	Jacob White	LB	6-0	229	So./Fr.	Clarendon Hills, Ill. (Hinsdale Central HS)
55	John Whitman III	DT	6-1	299	Sr./Sr.	Columbus, Ohio (Lackawanna CC)
3	Sean Wiggins	LB	6-3	232	Sr./Sr.	Mint Hill, N.C. (Butler HS)
63	Grant Williamson	OL	6-3	274	So./Fr.	Rolling Prairie, Ind. (New Prairie HS)
6	Teddy Williamson	RB	5-9	191	Sr./Sr.	O'Fallon, Mo. (Fort Zumwalt West HS)
93	Kevin Willis	DT	6-2	303	Jr./Jr.	Indianapolis, Ind. (Lawrence Central HS)
98	Anthony Winbush	DE	6-1	225	Sr./Jr.	Indianapolis, Ind. (Warren Central HS)

Numerical Roster

45	Lamont McPhatter	S
46	AJ Jaffal	LB
47	Nick Traub	LS
48	Jaylin Thomas	LB
49	Kyle Seger	DE
50	Damon Singleton	LB
51	Cody Rudy	LB
52	Fred Schroeder	DT
53	Malik King	OL
54	Chris Beech	OL
55	John Whitman III	DT
56	Greg Gilliland	LS
57	Joshua Posley	DE
58	Kadin Booker	OL
59	Kraig Schoenherr	LB
62	Kevin Thurmon	DT
63	Grant Williamson	OL
64	Andrew Poenitsch	OL
66	Steven Bell	OL
67	Dominick Mathis	OL
68	T.J. Beltavski	OL
69	Josh Bridgford	OL
70	Alex Joss	OL
71	Zac Ricketts	OL
72	Anthony Todd	OL
73	Pat Maloney	OL
74	Chase Krauter	OL
75	Vinnie Palazeti	OL
77	Kaleb Slaven	OL
78	Drake Miller	OL
79	Jarrid Lloyd	OL
80	Aaron Hepp	WR
81	Kyle Schrank	TE
82	Keidren Davis	TE
83	Wyatt Plate	WR
84	Danny Pinter	TE
85	Cywettnie Brown	WR
86	Riley Miller	WR
87	Nik Giles	WR
88	Nolan Givan	TE
89	Damon Hazelton Jr.	WR
90	Sean Hammonds Jr.	DE
91	Akeem Hutchinson	DE
92	John Swisher	DT
93	Kevin Willis	DT
94	Frank Burton III	DT
95	Brian Whitaker	DE
98	Anthony Winbush	DE
99	Kenny Knight Jr.	DT



Weekly Schedule

MONDAY	TUESDAY	WEDNESDAY	THURSDAY	FRIDAY	SATURDAY	SUNDAY
-MAC coaches tele-conference, 9:30 a.m. -Mike Neu press conference, 12 p.m. -No practice -Monday Night With the Red & White, 7 p.m.	-Practice, 3:45 p.m. to 6 p.m.	-Practice, 3:45 p.m. to 5:45 p.m.	-Practice, 3:45 p.m. to 5:15 p.m.	-Depart for Indiana, 3 p.m. -No practice -No interviews	-Game 2 Ball State at Indiana, 4 p.m., ESPNNews	-No practice

Media Contacts

Michael Clark..... Associate AD
 Email..... maclark4@bsu.edu
 Phone..... 765-285-8904 (O)
765-760-6050 (C)
 Twitter..... @Mike_Clark77

Paula Haughn.. Asst. Director (Secondary)
 Email..... pmhaughn@bsu.edu
 Phone..... 765-285-8242 (O)
765-716-1837 (C)

Tyson Mathews Asst. Director (Secondary)
 Email..... temathews@bsu.edu
 Phone..... 765-285-8242 (O)
765-716-7235 (C)

University Information

Location Muncie, Ind. 47306
 Enrollment/Founded..... 21,998/1918
 President (Interim) Dr. Terry King
 Director of Athletics..... Mark Sandy
 Colors Cardinal (200) and White
 Home Facility Scheumann Stadium
 Surface Field Turf
 Football History 2016 is the 92nd team
 First Season in Stadium 1967
 Capacity 22,500
 Conference Mid-American (West Division)
 Ticket Office..... 765.285.1474
 or 1.888.BSU.TICKET

Media Guidelines

Practice Coverage

Ball State's practices are open to the media, except walk throughs the day before games. Please contact Michael Clark in the Media Relations office for schedule, times and location.

Interview Policy

Generally, all players and coaches are available for interviews to accredited media sources. Requests for such interviews must be directed to Michael Clark in the Media Relations office at least 24 hours in advance.

MAC Teleconference

Coach Mike Neu is available each Monday at 10:10 a.m. ET on the MAC Football Coaches' Teleconference. Media members wishing to access the teleconference should contact Michael Clark in the Media Relations office for access number and password.

9:30-9:38 P.J. Fleck, Western Michigan
 9:38-9:46 Jason Candle, Toledo
 9:46-9:54 Rod Carey, Northern Illinois
 9:54-10:02 Chris Creighton, EMU
 10:02-10:10 John Bonamego, CMU
 10:10-10:18 **Mike Neu, Ball State**
 10:18-10:26 Frank Solich, Ohio
 10:26-10:34 Chuck Martin, Miami
 10:34-10:42 Paul Haynes, Kent State
 10:42-10:50 Lance Leipold, Buffalo
 10:50-10:58 Mike Jinks, Bowling Green
 10:58-11:06 Terry Bowden, Akron

Weekly Press Conference

Coach Mike Neu meets with the media most game weeks on Mondays at the Venderly Center team meeting room at noon. Each press conference will be available live on YouTube.

Social Media

Ball State Media Relations is making a continued effort in 2016-17 to utilize social media outlets as another way of passing information to our fans and those who cover our programs.

Twitter: @BallStateSports,
 @BallStateFB,
 @BSUCoachNeu
Instagram:..... BallStateSports,
 BallStateFB
Facebook: BallStateSports,
 BallStateFootball
Snapchat: BallStateFootball,
 BallStateSports

Visiting Radio Note

The Ball State visiting radio booth has POTS and IP lines available for your broadcast.



Scheumann Stadium



Offensive Player Career Highs

SAM BRUNNER / TE / #17

6-2, 244, 5th./Sr., Washington, Mich.

Receptions: 2, Twice (Last at Ohio, 11/17/15)

Receiving yards: 25, Kent State, 10/12/13

Long reception: 25, Kent State, 10/12/13

KR: 1, Twice (Last time at Akron, 10/26/13)

Long kick return: 11, Illinois State, 8/29/13

JAMES GILBERT / RB / #34

5-8, 194, So./So., Indianapolis, Ind.

Rush attempts: 29, at Georgia State, 9/2/16

Rush yards: 160, at Georgia State, 9/2/16

Long rush: 43, at Georgia State, 9/2/16

TDs: 2, 3 times (Last at GSU, 9/2/16)

Receptions: 2, UMass, 10/31/15

Rec. yards: 19, Toledo, 10/3/15

Long reception: 19, Toledo, 10/3/15

DARIAN GREEN / RB / #25

5-8, 185, Jr./Jr., Lafayette, Ind.

Rush attempts: 25, at Eastern Mich., 9/19/15

Rush yards: 164, at Eastern Mich., 9/19/15

Long rush: 47, at Texas A&M, 9/12/15

TDs: 4, VMI, 9/3/15

Receptions: 6, VMI, 9/3/15

Rec. yards: 74, VMI, 9/3/15

Long reception: 35, VMI, 9/3/15

MORGAN HAGEE / K / #22

5-11, 160, So./So., Plainfield, Ind.

Field goals made: 3, at Texas A&M, 9/12/15

FG attempted: 4, at Northwestern, 9/26/15

Long field goal: 45, at Ohio, 11/17/15

AARON HEPP / WR / #80

6-1, 190, 5th./Sr., Indianapolis, Ind.

Receptions: 5, Indiana State, 9/13/14

Receiving yards: 38, Indiana State, 9/13/14

Long reception: 20, at WMU, 10/19/13

TDs: 1, Colgate, 8/30/14

PR: 3, Twice (Last vs. Indiana State, 9/13/14)

PR Yards: 27, at Georgia State, 9/2/16

Long PR: 15, at Georgia State, 9/2/16

JORDAN HOGUE / WR / #1

6-0, 183, Jr./Jr., Fort Wayne, Ind.

Receptions: 4, Indiana State, 9/13/14

Receiving yards: 59, Indiana State, 9/13/14

Long reception: 33, EMU, 11/22/14

TD: 1, 3 times (Last at NIU, 10/10/15)

COREY LACANARIA / WR / #5

5-8, 166, Jr./Jr., Farmington Hills, Mich.

Receptions: 10, Central Michigan, 10/24/15

Rec. yards: 72, Central Michigan, 10/24/15

Long reception: 26, W. Michigan, 10/11/14

TDs: 1, 3 times (Last vs. CMU, 10/24/15)

KeVONN MABON / WR / #16

6-2, 215, 5th./Sr., St. Louis, Mo.

Receptions: 11, Colgate, 8/30/14

Receiving yards: 150, UMass, 10/30/15

Receiving TDs: 1, 9 times

Touchdowns: 1, 11 times

Long reception: 62, Bowling Green, 11/28/14

JACK MILAS / QB / #14

6-1, 206, Sr./Jr., Arlington Heights, Ill.

Pass attempts: 52, VMI, 9/3/15

Pass completions: 34, VMI, 9/3/15

Pass yards: 338, VMI, 9/3/15

Pass TDs: 4, Western Michigan, 10/11/14

Long pass: 44, Eastern Michigan, 11/22/14

Rush attempts: 7, Akron, 10/25/14

Rush yards: 57, Eastern Michigan, 11/22/14

Long rush: 54, Eastern Michigan, 11/22/14

Rush TDs: 1, Twice (Last vs. EMU, 11/22/14)

RILEY NEAL / QB / #15

6-6, 220, So./So., Yorktown, Ind.

Pass attempts: 53, at Northern Ill., 10/10/15

Pass completions: 31, at NIU, 10/10/15

Pass yards: 393, at NIU, 10/10/15

Pass TDs: 4, at Northern Illinois, 10/10/15

Long pass: 53, 2x (Last vs. UMass, 10/31/15)

Rush attempts: 16, at Northwestern, 9/26/15

Rush yards: 86, at EMU, 9/19/15

Long rush: 46, at Georgia State, 9/2/16

Rush TDs: 1, Twice (Last at Ohio, 11/17/15)

DANNY PINTER / TE / #84

6-4, 254, So./Fr., South Bend, Ind.

Receptions: 1, at Georgia State, 9/2/16

Receiving yards: 4, at Georgia State, 9/2/16

Long reception: 4, at Georgia State, 9/2/16

DEVIN REECE / WR / #19

6-2, 208, Jr./So., Westfield, Ind.

Receptions: 1, at Georgia State, 9/2/16

Receiving yards: 7, at Georgia State, 9/2/16

Long reception: 7, at Georgia State, 9/2/16

TEDDY WILLIAMSON / RB / #6

5-9, 191, Sr./Sr., O'Fallon, Mo.

Rush attempts: 19, Miami (Ohio), 11/29/13

Rush yards: 80, Miami (Ohio), 11/29/13

Long rush: 18, Army, 9/7/13

TDs: 1, Twice (Last at Georgia State, 9/2/16)

Receptions: 2, Army, 9/7/13

Rec. yards: 4, Army, 9/7/13



Defensive Player Career Highs

DEDRICK CROMARTIE / S / #43

5-10, 175, Jr./Jr., St. Louis, Mo.

Tackles: 11, Eastern Michigan, 11/22/14

Tackles for loss: 1.0, at Texas A&M, 9/12/15

INT: 1, 3 times (Last vs. CMU, 10/24/15)

Long INT return: 14, at UMass, 11/12/14

Pass breakups: 1, 6 times

COREY HALL / S / #8

5-10, 185, Sr./Sr., Stockbridge, Ga.

Tackles: 7, VMI, 9/3/15

Tackles for loss: 1.0, at Ga. State, 9/2/16

INT: 1, at Georgia State, 9/2/16

FF: 1, VMI, 9/3/15

MARTEZ HESTER / S / #21

6-3, 201, 5th./Sr., Kennesaw, Ga.

Tackles: 15, Northern Illinois, 11/5/14

INT: 1, Twice (Last at MU, 11/29/13)

Long INT return: 10, at EMU, 9/21/13

FF: 1, Twice (Last vs. Akron 10/25/14)

FR: 1, Twice (Last at WMU, 11/5/15)

PBU: 1, 8 times

TYREE HOLDER / CB / #33

6-0, 168, 5th./Sr., Tampa, Fla.

Tackles: 6, Twice (Last vs. CMU, 10/24/15)

INT: 1, 5 times (Last vs. Toledo, 10/3/15)

PBU: 2, Twice (Last at UMass, 11/12/14)

FF: 1, at Northwestern, 9/26/15

JEREMIAH JACKSON / LB / #32

5-11, 219, Jr./So., Brooksville, Fla.

Tackles: 3, VMI, 9/3/15

ARMANI McNULTY / S / #28

5-11, 181, So./So., Bolingbrook, Ill.

Tackles: 2, at Georgia State, 9/2/16

JOSH MILLER / CB / #11

5-11, 180, Jr./So., Indianapolis, Ind.

Tackles: 5, at Georgia State, 9/2/16

DAVID MOORE / CB / #13

5-9, 167, Sr./Jr., Matthews, N.C.

Tackles: 8, Toledo, 10/3/15

TFL: 1.0, Twice (Last vs. GSU, 10/17/15)

FF: 1, Twice (Last vs. GSU, 10/17/15)

FR: 1, at Northern Illinois, 10/10/15

PBU: 1, 3 times (Last at Ohio, 11/17/15)

JOSHUA POSLEY / DE / #57

6-1, 254, 5th./Sr., Indianapolis, Ind.

Tackles: 8, Twice (Last at NW, 9/26/15)

Tackles for loss: 2.5, at Texas A&M, 9/12/15

Sacks: 1.0, Twice (Last vs. CMU, 10/24/15)

FF: 1, Twice (Last vs. GSU, 10/17/15)

PBU: 1, Central Michigan, 10/24/15

ZACK RYAN / LB / #2

5-11, 220, 5th./Sr., Westlake, Ohio

Tackles: 15, Eastern Michigan, 11/22/14

TFL: 2.5, Eastern Michigan, 11/22/14

Interceptions: 1, Akron 10/25/14

Long INT return: 27, Akron 10/25/14

Sacks: 1.5, at Eastern Mich., 9/21/13

FF: 2, Eastern Michigan, 11/22/14

FR: 1, at Northwestern, 9/26/15

PBU: 1, 4 times (Last vs. BGSU, 11/24/15)

KYLE SCHMIDT / P / #12

6-2, 218, Sr./Jr., Chesterton, Ind.

Punt attempts: 8, Northern Illinois, 11/5/14

Punt yards: 320, Northern Illinois, 11/5/14

Longest punt: 70, EMU, 11/22/14

KYLE SEGER / DE / #49

6-1, 247, 5th./Sr., Huntingburg, Ind.

Tackles: n/a

DAMON SINGLETON / LB / #50

6-2, 237, Jr./So., Wyandotte, Mich.

Tackles: 4, at Texas A&M, 9/12/15

STU STANLEY / LB / #27

6-1, 233, Sr./Sr., Indianapolis, Ind.

Tackles: 3, at Georgia State, 9/2/16

AARON TAYLOR / LB / #7

5-11, 208, 5th./Sr., Lawrenceville, Ga.

Tackles: 13, Northern Illinois, 11/5/14

Tackles for loss: 1, 7 times

Sacks: 1, Twice (Last vs. NIU, 11/5/14)

FF: 1, Illinois State, 8/29/13

FR: 1, Twice (Last vs. Eastern Mich., 11/22/14)

PBU: 1, Twice (Last at Eastern Mich., 9/19/15)

KEVIN THURMON / DT / #62

6-1, 281, So./So., South Holland, Ill.

Tackles: 3, Bowling Green, 11/24/15

Tackles for loss: 2.0, at Georgia State, 9/2/16

Sacks: 1, at Georgia State, 9/2/16

MARC WALTON / CB / #23

5-10, 185, So./So., Mentor, Ohio

Tackles: 6 at Georgia State, 9/2/16

Tackles for loss: 0.5, at Georgia State, 9/2/16

BRIAN WHITAKER / DE / #95

6-3, 243, Jr./Jr., Conyers, Ga.

Tackles: 1, at Georgia State, 9/2/16

Tackles for loss: 0.5, at Georgia State, 9/2/16

JOHN WHITMAN III / DT / #55

6-1, 299, Sr./Sr., Columbus, Ohio

Tackles: 6, Toledo, 10/3/15

TFL: 1.0, Twice (Last at WMU, 11/5/15)

PBU: 1, at Northwestern 9/26/15

SEAN WIGGINS / LB / #3

6-3, 232, Sr./Sr., Mint Hill, N.C.

Tackles: 13, Northern Illinois, 11/5/14

TFL: 1.0, 3 times (Last vs. BGSU, 11/24/15)

INT: 2, at Eastern Michigan, 9/19/15

Sacks: 1.0, Twice (Last vs. GSU, 10/17/15)

FF: 1, Twice (Last vs. CMU, 10/24/15)

FR: 2, at Central Michigan, 10/18/14

PBU: 2, Central Michigan, 10/24/15

KEVIN WILLIS / DT / #93

6-2, 303, Jr./Jr., Indianapolis, Ind.

Tackles: 8, Toledo, 10/3/15

TFL: 1.0, 3 times (Last vs. CMU, 10/24/15)

Sacks: 1.0, at Texas A&M, 9/12/15

FR: 1, at Northwestern, 9/26/15

ANTHONY WINBUSH / DE / #98

6-1, 225, Sr./Jr., Indianapolis, Ind.

Tackles: 4, Akron, 10/25/14

TFL: 1.0, 5 times (Last vs. BGSU, 11/24/15)

Sacks: 1.0, 5 times (Last vs. BGSU, 11/24/15)

FF: 1, 3 times (Last at GSU, 9/2/16)

FR: 1, at Georgia State, 9/2/16



Offensive Player Game-By-Game Statistics

RUSHING (att.-yards-TDs)

Player	GSU	IU	EKU	FAU	NIU	CMU	UB	AKR	WMU	EMU	TOL	MIA
Malik Dunner	0-0-0											
James Gilbert	29-160-2											
Darian Green	13-93-1											
Riley Neal	4-48-0											
Teddy Williamson	4-28-1											

RECEIVING (rec.-yards-TDs)

Player	GSU	IU	EKU	FAU	NIU	CMU	UB	AKR	WMU	EMU	TOL	MIA
Cywettne Brown	0-0-0											
Sam Brunner	0-0-0											
Malik Dunner	0-0-0											
James Gilbert	0-0-0											
Darian Green	0-0-0											
Jordan Hogue	1-9-0											
Corey Lacanaria	4-41-0											
KeVonn Mabon	8-69-0											
Danny Pinter	1-4-0											
Devin Reece	1-7-0											
Teddy Williamson	0-0-0											

KICK RETURNS (ret.-yards-TDs)

Player	GSU	IU	EKU	FAU	NIU	CMU	UB	AKR	WMU	EMU	TOL	MIA
Darian Green	2-48-0											
KeVonn Mabon	0-0-0											

PUNT RETURNS (ret.-yards-TDs)

Player	GSU	IU	EKU	FAU	NIU	CMU	UB	AKR	WMU	EMU	TOL	MIA
Aaron Hepp	2-27-0											
Corey Lacanaria	0-0-0											

PASSING

• #14 Jack Milas

Opponent	Com	Att	Int	Pct	Yds	TD	Lg	Sk-Yds
at Georgia State				- DNP -				
at Indiana								
EKU								
at FAU								
Northern Illinois								
at Central Michigan								
at Buffalo								
Akron								
Western Michigan								
Eastern Michigan								
at Toledo								
at Miami								
Totals	0	0	0	00.0	0	0	0	0-0

• #15 Riley Neal

Opponent	Com	Att	Int	Pct	Yds	TD	Lg	Sk-Yds
at Georgia State	15	29	2	51.7	130	0	21	1-6
at Indiana								
EKU								
at FAU								
Northern Illinois								
at Central Michigan								
at Buffalo								
Akron								
Western Michigan								
Eastern Michigan								
at Toledo								
at Miami								
Totals	15	29	2	51.7	130	0	21	1-6

FIELD GOALS

Player	FGM-A	Pct	18-29	30-39	40-49	50-59	Lg	Blk
Morgan Hagee	1-2	50.0	0-0	0-0	1-2	0-0	44	0



Defensive Player Game-By-Game Statistics

TACKLES

	Hall #8	Hallmon #20	Hester #21	Holder #33	Jackson #32	McGee #9	McNulty #28	Miller #11
Opponent	U-A-Tot-Other	U-A-Tot-Other	U-A-Tot-Other	U-A-Tot-Other	U-A-Tot-Other	U-A-Tot-Other	U-A-Tot-Other	U-A-Tot-Other
at Georgia State	4-0-4 (1 INT)	DNP	5-1-6	2-1-3	0-0-0	1-0-1	1-1-2	5-0-5
at Indiana								
EKU								
at FAU								
Northern Illinois								
at Central Mich.								
at Buffalo								
Akron								
Western Mich.								
Eastern Mich.								
at Toledo								
at Miami								

	Posley #57	Ryan #2	Schroeder #52	Seeger #49	Singleton #50	Solomon #15	Stanley #27	Taylor #7
Opponent	U-A-Tot-Other	U-A-Tot-Other	U-A-Tot-Other	U-A-Tot-Other	U-A-Tot-Other	U-A-Tot-Other	U-A-Tot-Other	U-A-Tot-Other
at Georgia State	1-0-1	7-2-9 (1 sack)	0-0-0	0-0-0	1-1-2	0-0-0	1-2-3	1-0-1
at Indiana								
EKU								
at FAU								
Northern Illinois								
at Central Mich.								
at Buffalo								
Akron								
Western Mich.								
Eastern Mich.								
at Toledo								
at Miami								

	Thurmon #62	Wade #31	Walton #23	Whitaker #95	Whitman #55	Wiggins #3	Willis #93	Winbush #98
Opponent	U-A-Tot-Other	U-A-Tot-Other	U-A-Tot-Other	U-A-Tot-Other	U-A-Tot-Other	U-A-Tot-Other	U-A-Tot-Other	U-A-Tot-Other
at Georgia State	2-0-2 (1 sack)	0-0-0	4-2-6 (0.5 TFL)	0-1-1 (0.5 TFL)	1-0-1	3-2-5 (1 PBU)	1-0-1	1-0-1 (1 FR)
at Indiana								
EKU								
at FAU								
Northern Illinois								
at Central Mich.								
at Buffalo								
Akron								
Western Mich.								
Eastern Mich.								
at Toledo								
at Miami								

TURNOVER CHART

	- Turnovers Gained -			- Points Off TO Gained -			- Turnovers Lost -			- Points Off TO Lost -			
Opponent	Fum	Int	Total	TD	FG	Points	Fum	Int	Total	TD	FG	Points	+/-
at Georgia State	1	1	2	1	0	7	0	2	2	1	0	7	0
at Indiana													
EKU													
at FAU													
Northern Illinois													
at Central Michigan													
at Buffalo													
Akron													
Western Michigan													
Eastern Michigan													
at Toledo													
at Miami													
Totals	1	1	2	1	0	7	0	2	2	1	0	7	0



Game One at Georgia State

Cardinals Run Away From Georgia State in Neu Debut

ATLANTA, Ga. -- One of the questions Ball State first-year head coach Mike Neu had to answer most frequently this preseason concerned how much improvement his team could make on the defensive side of the football.

After all, it was a unit that ranked next-to-last in the Mid-American Conference last season, allowing nearly 520 yards and 36 points per game.

In Friday's season opener at Georgia State, Ball State's defense could not have performed much better. The Cardinals held the Panthers to 272 yards as Neu won his debut with his alma mater, 31-21 at the Georgia Dome.

Georgia State punted on seven straight possessions at one point and managed only one offensive touchdown until scoring late on its final drive.

"We played a good football team in Georgia State," Neu said. "I have a lot of respect for the job coach (Trent) Miles has done and a lot of respect for (assistant coaches) Rick Minter and Jesse Minter. There are some great coaches on that staff, and they went to a bowl game last year.

"We knew it was going to be a challenge, but our guys were up for it. We prepared hard for the last seven months, and it was great to see our hard work pay off."

Ball State racked up 325 rushing yards, wearing down the Georgia State defense as the game progressed. The Cardinals scored all four of their touchdowns on the ground with two for James Gilbert and one each for Teddy Williamson and Darian Green.

Gilbert finished with a career-high 160 yards on 29 carries, while Green added 93 yards. The Cardinals, who started gashing the Panther defense for big gains in the fourth quarter, managed 267 of their 327 second-half yards on the ground.

"I think our offensive linemen stepped up," Neu said. "They were so excited about the challenge. They wanted to take the challenge on, for us to be able to run the ball like that, knowing everybody in the building knew we were running the football. For us to have success like that and to finish the game, our offensive linemen deserve a ton of credit."

It was a slow start offensively for Ball State, falling behind 14-7 while going three-and-out four times and throwing two interceptions. Both of those picks came at the hands of Georgia State corner Jerome Smith, who returned the first interception for the game's opening touchdown.

Ball State's defense created a pair of turnovers of its own to keep the Cardinals close until the offense could get going. Atlanta-area native Corey Hall -- who returned after missing all but last year's season opener to injury -- picked off a pass, and defensive end Anthony Winbush forced a fumble.



James Gilbert

The Cardinals finally found some offense on the final possession of the first half, but it wasn't easy. They seemingly used sheer determination to send the game to halftime tied and swing the momentum.

Ball State took possession at the Georgia State 44-yard line with 6:18 left before the half. The Cardinals used nearly all of that time, converting two third downs and two fourth downs along the way. The second fourth-down play was James Gilbert's second touchdown run of the game.

After halftime, Ball State looked like a new team offensively. A Morgan Hagee field goal gave the Cardinals the lead on their first possession, and a four-play, 82-yard drive in the fourth quarter put BSU in control.

That drive featured three rushes of at least 15 yards, including a 46-yarder on Riley Neal's quarterback keeper. Williamson scored from 15 yards out on the next play to push the lead to 10.

Green added a touchdown, and the Cardinals were on the doorstep once again in the final minute before taking a knee.

Neal started slowly through the air but finished the game 15 for 29 for 130 yards. Senior receiver KeVonn Mabon was his top target, catching eight passes for 69 yards. A pair of Mabon's catches set up both of Green's 1-yard touchdown runs.

Ball State won its seventh straight season opener while playing its first true road opener since 2005.

Game Day Statistics

Ball State 31
at Georgia State 21
Sept. 2, 2016 - Georgia Dome (12,233)

Scoring

Ball State	7	7	3	14	-	31
at Georgia State	7	7	0	7	-	21

Scoring Summary

GSU 7, BALL 0 - Jerome Smith 48-yard interception return, Roger ten Lohuis PAT (13:48, 1st)
GSU 7, BALL 7 - James Gilbert 1-yard run, Morgan Hagee PAT (3:26, 1st)
GSU 14, BALL 7 - Penny Hart 14-yard pass from Conner Manning, ten Lohuis PAT (14:52, 2nd)
GSU 14, BALL 14 - James Gilbert 1-yard run, Hagee PAT (0:10, 2nd)
BALL 17, GSU 14 - Hagee 44-yard field goal (8:25, 3rd)
BALL 24, GSU 14 - Teddy Williamson 15-yard run, Hagee PAT (8:43, 4th)
BALL 31, GSU 14 - Darian Green 8-yard run, Hagee PAT (4:46, 4th)
BALL 31, GSU 21 - Aaron Winchester 13-yard run, ten Lohuis kick (2:24, 4th)

Team Statistics	BALL	GSU
First Downs	22	19
Rushing Yardage	325	77
Passing Yardage	130	195
Passes	15-29-2	25-40-1
Total Offensive Yards	455	272
Fumbles-Lost	0-0	3-1
Penalties-Yards	5-39	6-52
Punting (No.-Net)	4-42.2	7-30.1
Time of Possession	35:56	24:04
3rd Dn. Conv.	7-18	7-15
4th Dn. Conv.	2-3	0-1
Red Zone Scores	4-6	2-2
Sacks By-Yards Lost	2-9	1-6

Individual Statistics

RUSHING: BALL: Gilbert 29-160-2; Green 13-93-1; Neal 4-48-0; Williamson 4-28-1. **GSU:** Winchester 8-59-1; Smith 8-14-0; Dorn 3-8-0; Kirk 1-4-0; Neal 2-3-0; Neal 2-3-0; Scaife 1-(-2)-0; Manning 2-(-9)-0.

PASSING: BALL: Neal 15-29-130, 0 TD, 2 INT. **GSU:** Manning 21-32-163, 1 TD, 1 INT; Winchester 4-8-32, 0 TD, 0 INT.

RECEIVING: BALL: Mabon 8-69-0; Lacanaria 4-41-0; Hogue 1-9-0; Reece 1-7-0; Pinter 1-4-0. **GSU:** Hart 7-76-1; Davis 6-33-0; Boyd 5-29-0; Smith 3-17-0; Rucker 2-22-0; Neal 1-16-0; Werts 1-2-0.

TACKLES: BALL: Ryan 7-2-9; Hester 5-1-6; Walton 4-2-6; Miller 5-0-5; Wiggins 3-2-5. **GSU:** Williams 6-4-10; McGee 6-3-9; Ringer 3-5-8; Cheridor 5-2-7; Sullivan 4-1-5.



The Last Time It Happened ...

Scored over 50 points:

BSU: 11-29-13 -- Ball State 55, Miami University 14
OPP: 11-5-15 -- Western Michigan 54, Ball State 7

Scored over 50 points in a game twice in the same season:

BSU: 2013 -- Ball State 51, Illinois State 28 (8/29) and
Ball State 51, Eastern Michigan 20 (9/21)

Scored over 50 points in a game three times in the same season:

BSU: 2013 -- Ball State 51, Illinois State 28 (8/29);
Ball State 51, Eastern Michigan 20 (9/21);
Ball State 55, Miami University 14 (11/29)

Scored at least 27 points in a quarter:

BSU: 9-21-13 -- Ball State (27) at Eastern Michigan
OPP: 9-12-15 -- Texas A&M (28) vs. Ball State

Held scoreless in a game:

BSU: 10-8-11 -- Temple 42, Ball State 0
OPP: 10-4-08 -- Ball State 31, Toledo 0

Held under 100 yards rushing in a game:

BSU: 11-5-15 -- Ball State (74) at Western Michigan
OPP: 9-2-16 -- at Georgia State (77)

Held under 100 yards passing in a game:

BSU: 11-5-15 -- Ball State (78) at Western Michigan
OPP: 10-4-14 -- Army (48)

Held under 200 yards total offense:

BSU: 11-5-15 -- at Western Michigan (152)
OPP: 11-12-10 -- Buffalo (144)

A player rushed for 200 yards or more in a game:

BSU: 8-30-12 -- Jahwan Edwards vs. Eastern Michigan (200)
OPP: 11-6-12 -- David Fluellen, Toledo (200)

Two players rushed for over 100 yards in a game:

BSU: 8-30-14 -- Jahwan Edwards (109) and Horacio Banks (134) vs. Colgate
OPP: 11-24-15 -- Bowling Green (Fred Coppet (108), Matthew Domer (105))

Two players rushed for over 200 yards in a game:

BSU: 10-24-09 -- MiQuale Lewis (301) and Cory Sykes (203) at Eastern Mich.

A QB rushed for over 100 yards in a game:

BSU: 10-28-00 -- Talmadge Hill vs. Central Michigan (101)
OPP: 11-13-13 -- Jordan Lynch, Northern Illinois (123)

An individual passed for over 400 yards:

BSU: 11-29-13 -- Keith Wenning vs. Miami University (445)
OPP: 10-17-15 -- Nick Arbuckle, Georgia State (412)

An individual passed for over 300 yards:

BSU: 10-10-15 -- Riley Neal at Northern Illinois (393)
OPP: 11-5-15 -- Zach Terrell, Western Michigan (324)

An individual scored four or more TDs in a game:

BSU: 9-3-15 -- Darian Green vs. VMI (4)
OPP: 10-8-05 -- Greg Jennings, Western Michigan (4)

Had a field goal blocked:

BSU: 1-5-14 -- vs. Arkansas State
OPP: 11-5-11 -- at Eastern Michigan (Joshua Howard)

Had a punt blocked:

BSU: 10-22-11 -- vs. Central Michigan
OPP: 10-17-15 -- vs. Georgia State (Teddy Williamson)

Had a PAT blocked:

BSU: 9-26-15 -- at Northwestern
OPP: 11-5-15 -- Western Michigan (Julian Jackson)

Returned an interception for a TD:

BSU: 9-11-10 -- Charlie Todd (36 yards) vs. Liberty
OPP: 9-2-16 -- Jerome Smith, Georgia State (48 yards)

Returned a punt for a TD:

BSU: 11-24-09 -- Charlie Todd vs. Western Michigan (87 yards)
OPP: 11-20-10 -- Northern Illinois

Returned a kickoff for a TD:

BSU: 10-24-15 -- KeVonn Mabon vs. Central Michigan (89 yards)
OPP: 9-29-12 -- Dri Archer, Kent State (99 yards)

Returned a Fumble for a TD:

BSU: 11-22-14 -- Ben Ingle vs. Eastern Michigan (5 yards)
OPP: 10-19-13 -- Ronald Zamort, Western Michigan (26 yards)

Game with Back-to-Back Kicks Returned for Touchdowns:

10-22-05 -- Ball State at Ohio (BSU's Dante Love/OU's Scott Mayle)

Returned a punt for a TD and a kickoff for a TD in the same season:

BSU: 2005, Dante Love, 94 yard KOR vs. Ohio, 10-22-05,
and B.J. Hill, 54 yard PR vs. Akron, 11-5-05

Recorded a safety:

BSU: 10-24-09 -- Team at Eastern Michigan
OPP: 10-27-12 -- Army

Defensive Extra Point:

OPP: 10-8-05 -- Western Michigan

The last time Ball State played a top-25 team:

9-26-15 -- Northwestern 24, Ball State 19
Northwestern entered the game ranked #17 (AP)/#19 (Coaches)

The last time Ball State defeated a top-25 team:

11-6-12 -- Ball State 34, Toledo 27 at Toledo
Toledo entered the game ranked #23 by The Associated Press and
#25 by ESPN/USA Today

The last time Ball State hosted a top-25 team:

11-22-03 -- vs. Bowling Green (BG 41-14)
Bowling Green entered the game ranked #22 by AP
and #25 by ESPN/USA Today

The last time Ball State played a top-25 team on the road:

9-26-15 -- Northwestern 24, Ball State 19
Northwestern entered the game ranked #17 (AP)/#19 (Coaches)

The highest ranked teams Ball State has ever played:

10-1-11 -- at Oklahoma (OU 62-6)
Oklahoma entered the game ranked #1 by ESPN/USA Today and #2 by AP
11-4-06 -- at Michigan (UM 34-26)
Entered Game ranked #2 by AP and #2 by USA Today

The last time Ball State was ranked:

12-7-08 -- Ranked 22nd in BCS Standings, #22 (USA Today), #23 (AP)

Highest Ball State has ever been ranked:

11-3-08 -- Ranked 12th in BCS Standings and by AP, and 13th by USA Today

Most consecutive weeks Ball State has ever been ranked:

10-5-08 to 12-7-08 -- Ball State ranked nine straight weeks

Largest Comebacks in School History

27 pts. BSU 31, Toledo 30 Oct. 9, 1993 at BSU -- BSU was behind 30-3

In Ball State's 1993 Homecoming game vs. Toledo, the Cardinals fell behind 16-3 at the half, and Toledo scored two third-quarter touchdowns to take a 30-3 lead with 4:10 remaining in the third stanza. Ball State's rally began with 2:24 left in the third quarter on a 22-yard touchdown pass from quarterback Mike Neu to receiver Brian Oliver. A Tony Nibbs' two-point conversion run made the score 30-11 and that was all the scoring in the third stanza. BSU started its fourth-quarter scoring with a Neu to Oliver 98-yard TD pass with 11:02 left in the game. The Matt Swart extra point kick was good and closed the gap to 30-18. With 2:40 left in the contest, Neu completed a 15-yard scoring strike to receiver Kyle Robinson. Followed by Swart's extra point kick, the Cardinals were down 30-24. Ball State's final score came on a Neu to Erin McCray 6-yard pass as time expired in the game. Swart's extra point kick with no time left on the clock gave the Cardinals a 31-30 win.

22 pts.	BSU 26, Eastern Michigan 25	Nov. 12, 2005 at EMU -- BSU was behind 22-0
20 pts.	BSU 24, Central Michigan 23	Oct. 24, 1992 at BSU -- BSU was behind 20-0
17 pts.	BSU 28, Eastern Michigan 17	Sept. 19, 2015 at EMU -- BSU was behind 17-0
17 pts.	BSU 31, Central Michigan 27	Oct. 22, 2011 at BSU -- BSU was behind 17-0
17 pts.	BSU 37, Central Michigan 34	Oct. 18, 1997 at BSU -- BSU was behind 34-17
17 pts.	BSU 30, Ohio 27 (OT)	Oct. 12, 1996 at BSU -- BSU was behind 17-0
16 pts.	BSU 30, DePauw 24	Oct. 17, 1959 at Ball State
15 pts.	BSU 35, Akron 21	Oct. 25, 2014 at Ball State
15 pts.	BSU 26, Indiana State 24	Oct. 28, 1967 at Indiana State
15 pts.	BSU 42, St. Joseph's 19	Nov. 6, 1965 at Ball State



2016 Ball State Cardinals Football



2016 Ball State Football Ball State Overall Team Statistics (as of Sep 02, 2016) All games



Team Statistics	BALL	OPP
SCORING	31	21
Points Per Game	31.0	21.0
Points Off Turnovers	7	7
FIRST DOWNS	22	19
Rushing	14	6
Passing	8	11
Penalty	0	2
RUSHING YARDAGE	325	77
Yards gained rushing	336	95
Yards lost rushing	11	18
Rushing Attempts	52	25
Average Per Rush	6.2	3.1
Average Per Game	325.0	77.0
TDs Rushing	4	1
PASSING YARDAGE	130	195
Comp-Att-Int	15-29-2	25-40-1
Average Per Pass	4.5	4.9
Average Per Catch	8.7	7.8
Average Per Game	130.0	195.0
TDs Passing	0	1
TOTAL OFFENSE	455	272
Total Plays	81	65
Average Per Play	5.6	4.2
Average Per Game	455.0	272.0
KICK RETURNS: #-Yards	2-48	6-142
PUNT RETURNS: #-Yards	2-27	1-0
INT RETURNS: #-Yards	1-11	2-50
KICK RETURN AVERAGE	24.0	23.7
PUNT RETURN AVERAGE	13.5	0.0
INT RETURN AVERAGE	11.0	25.0
FUMBLES-LOST	0-0	3-1
PENALTIES-Yards	5-39	6-52
Average Per Game	39.0	52.0
PUNTS-Yards	4-189	7-258
Average Per Punt	47.2	36.9
Net punt average	42.2	30.1
KICKOFFS-Yards	6-343	3-190
Average Per Kick	57.2	63.3
Net kick average	33.5	39.0
TIME OF POSSESSION/Game	35:56	24:04
3RD-DOWN Conversions	7/18	7/15
3rd-Down Pct	39%	47%
4TH-DOWN Conversions	2/3	0/1
4th-Down Pct	67%	0%
SACKS BY-Yards	1-7	1-6
MISC YARDS	0	0
TOUCHDOWNS SCORED	4	3
FIELD GOALS-ATTEMPTS	1-2	0-0
ON-SIDE KICKS	0-0	0-1
RED-ZONE SCORES	(4-6) 67%	(2-2) 100%
RED-ZONE TOUCHDOWNS	(4-6) 67%	(2-2) 100%
PAT-ATTEMPTS	(4-4) 100%	(3-3) 100%
ATTENDANCE	0	12233
Games/Avg Per Game	0/0	1/12233
Neutral Site Games		0/0

Score by Quarters

	1st	2nd	3rd	4th	OT	Total
Ball State	7	7	3	14	0	31
Opponents	7	7	0	7	0	21



2016 Ball State Cardinals Football



2016 Ball State Football Ball State Team Game-by-Game (as of Sep 02, 2016) All games



TEAM STATISTICS

Date	Opponent	Rushing				Receiving				Passing				Kick Returns				Punt Returns				tot off
		no.	yds	td	lg	no.	yds	td	lg	cmp-att-int	yds	td	lg	no.	yds	td	lg	no.	yds	td	lg	
Sep 02	at Georgia State	52	325	4	46	15	130	0	21	15-29-2	130	0	21	2	48	0	26	2	27	0	15	455
		52	325	4	46	15	130	0	21	15-29-2	130	0	21	2	48	0	26	2	27	0	15	455
	Opponents	25	77	1	21	25	195	1	24	25-40-1	195	1	24	6	142	0	38	1	0	0	0	272

Games: 1 • Avg/rush: 6.2 • Avg/catch: 8.7 • Pass effic: 75.59 • KR avg: 24.0 • PR avg: 13.5 • All purpose avg/game: 541.0 • Total offense avg/gm: 455.0

		Tackles				Sacks	Fumble		Pass Defense			blkd	PAT Attempts			off		
Date	Opponent	ua	a	total	tfl-yds	no-yds	ff	fr-yds	int-yds	qbh	brup	kick	kick	rush	rcv	saf	t/o	pts
Sep 02	at Georgia State	44	14	58	6.0-17	1.0-7	1	1-0	1-11	0	1	0	4-4	0	0	0	7	31
		44	14	58	6.0-17	1.0-7	1	1-0	1-11	0	1	0	4-4	0	0	0	7	31
Opponents		47	30	77	2.0-7	1.0-6	0	0-0	2-50	0	5	0	3-3	0	0	0	7	21

		Punting									Field Goals			Kickoffs				
Date	Opponent	no.	yds	avg	long	blkd	tb	fc	50+	i20	md-att	long	blkd	no.	yds	avg	tb	ob
Sep 02	at Georgia State	4	189	47.2	54	0	1	1	1	1	1-2	44	0	6	343	57.2	0	0
		4	189	47.2	54	0	1	1	1	1	1-2	44	0	6	343	57.2	0	0
Opponents		7	258	36.9	55	0	1	1	2	1	0-0	0	0	3	190	63.3	1	0

OPPONENT STATISTICS

Date	Opponent	Rushing				Receiving				Passing				Kick Returns				Punt Returns				tot off
		no.	yds	td	lg	no.	yds	td	lg	cmp-att-int	yds	td	lg	no.	yds	td	lg	no.	yds	td	lg	
Sep 02	at Georgia State	25	77	1	21	25	195	1	24	25-40-1	195	1	24	6	142	0	38	1	0	0	0	272
		25	77	1	21	25	195	1	24	25-40-1	195	1	24	6	142	0	38	1	0	0	0	272
	Ball State	52	325	4	46	15	130	0	21	15-29-2	130	0	21	2	48	0	26	2	27	0	15	455

Games: 1 • Avg/rush: 3.1 • Avg/catch: 7.8 • Pass effic: 106.70 • KR avg: 23.7 • PR avg: 0.0 • All purpose avg/game: 464.0 • Total offense avg/gm: 272.0

		Tackles				Sacks	Fumble		Pass Defense			blkd	PAT Attempts			off		
Date	Opponent	ua	a	total	tfl-yds	no-yds	ff	fr-yds	int-yds	qbh	brup	kick	kick	rush	rcv	saf	t/o	pts
Sep 02	at Georgia State	47	30	77	2.0-7	1.0-6	0	0-0	2-50	0	5	0	3-3	0	0	0	7	21
		47	30	77	2.0-7	1.0-6	0	0-0	2-50	0	5	0	3-3	0	0	0	7	21
	Ball State	44	14	58	6.0-17	1.0-7	1	1-0	1-11	0	1	0	4-4	0	0	0	7	31

		Punting									Field Goals			Kickoffs				
Date	Opponent	no.	yds	avg	long	blkd	tb	fc	50+	i20	md-att	long	blkd	no.	yds	avg	tb	ob
Sep 02	at Georgia State	7	258	36.9	55	0	1	1	2	1	0-0	0	0	3	190	63.3	1	0
		7	258	36.9	55	0	1	1	2	1	0-0	0	0	3	190	63.3	1	0
	Ball State	4	189	47.2	54	0	1	1	1	1	1-2	44	0	6	343	57.2	0	0



2016 Ball State Cardinals Football



2016 Ball State Football Ball State Individual Season/Career Statistics (as of Sep 06, 2016) All games



SEASON

CAREER

Rushing	gp	att	gain	loss	net	avg	td	lg	avg/g	gp	att	gain	loss	net	avg	td	lg	avg/g
GILBERT, James	1	29	161	1	160	5.5	2	43	160.0	13	181	782	14	768	4.2	10	43	59.1
GREEN, Darian	1	13	93	0	93	7.2	1	18	93.0	25	170	888	17	871	5.1	6	47	34.8
NEAL, Riley	1	4	54	6	48	12.0	0	46	48.0	12	92	530	83	447	4.9	2	46	37.2
WILLIAMSON, T.	1	4	28	0	28	7.0	1	15	28.0	36	136	482	38	444	3.3	2	18	12.3
TEAM	1	2	0	4	-4	-2.0	0	0	-4.0									
Total	1	52	336	11	325	6.2	4	46	325.0									
Opponents	1	25	95	18	77	3.1	1	21	77.0									

Passing	gp	effic	comp-att-int	pct	yds	td	lg	avg/g	gp	effic	comp-att-int	pct	yds	td	lg	avg/g
NEAL, Riley	1	75.59	15-29-2	51.7	130	0	21	130.0	12	114.74	243-420-8	57.9	2406	16	53	200.5
Total	1	75.59	15-29-2	51.7	130	0	21	130.0								
Opponents	1	106.70	25-40-1	62.5	195	1	24	195.0								

Receiving	gp	no.	yds	avg	td	lg	avg/g	gp	no.	yds	avg	td	lg	avg/g
MABON, KeVonn	1	8	69	8.6	0	21	69.0	41	167	1959	11.7	9	62	47.8
LACANARIA, C.	1	4	41	10.2	0	20	41.0	22	71	597	8.4	3	26	27.1
HOGUE, Jordan	1	1	9	9.0	0	9	9.0	22	21	197	9.4	3	33	9.0
REECE, Devin	1	1	7	7.0	0	7	7.0	5	1	7	7.0	0	7	1.4
PINTER, Danny	1	1	4	4.0	0	4	4.0	1	1	4	4.0	0	4	4.0
Total	1	15	130	8.7	0	21	130.0							
Opponents	1	25	195	7.8	1	24	195.0							

Total Offense	g	plays	rush	pass	total	avg/g	g	plays	rush	pass	total	avg/g
NEAL, Riley	1	33	48	130	178	178.0	12	512	447	2406	2853	237.8
GILBERT, James	1	29	160	0	160	160.0	13	181	768	0	768	59.1
GREEN, Darian	1	13	93	0	93	93.0	25	170	871	0	871	34.8
WILLIAMSON, T.	1	4	28	0	28	28.0	36	136	444	0	444	12.3
TEAM	1	2	-4	0	-4	-4.0						
Total	1	81	325	130	455	455.0						
Opponents	1	65	77	195	272	272.0						

Scoring	td	fg	kick	rush	rcv	pass	dxp	saf	pts	td	fg	kick	rush	rcv	pass	dxp	saf	pts
GILBERT, James	2	-	-	-	-	-	-	-	12	10	-	-	-	-	-	-	-	60
HAGEE, Morgan	-	1-2	4-4	-	-	-	-	-	7	-	17-23	35-36	-	-	-	-	-	86
WILLIAMSON, T.	1	-	-	-	-	-	-	-	6	2	-	-	-	-	-	-	-	12
GREEN, Darian	1	-	-	-	-	-	-	-	6	7	-	-	-	-	-	-	-	42
Total	4	1-2	4-4	-	-	-	-	-	31									
Opponents	3	-	3-3	-	-	-	-	-	21									

Punt Returns	no.	yds	avg	td	lg	no.	yds	avg	td	lg
HEPP, Aaron	2	27	13.5	0	15	12	75	6.2	0	15
Total	2	27	13.5	0	15					
Opponents	1	0	0.0	0	0					

Kick Returns	no.	yds	avg	td	lg	no.	yds	avg	td	lg
GREEN, Darian	2	48	24.0	0	26	27	691	25.6	0	85
Total	2	48	24.0	0	26					
Opponents	6	142	23.7	0	38					

Interceptions	no.	yds	avg	td	lg	no.	yds	avg	td	lg
HALL, Corey	1	11	11.0	0	11	1	11	11.0	0	11
Total	1	11	11.0	0	11					
Opponents	2	50	25.0	1	48					

Fumble Returns	no.	yds	avg	td	lg	no.	yds	avg	td	lg
Total	0	0	0.0	0	0					
Opponents	0	0	0.0	0	0					



2016 Ball State Cardinals Football



2016 Ball State Football Ball State Individual Season/Career Statistics (as of Sep 06, 2016) All games



SEASON

CAREER

All Purpose	g	rush	rcv	pr	kr	ir	total	avg/g	g	rush	rcv	pr	kr	ir	total	avg/g
GILBERT, James	1	160	0	0	0	0	160	160.0	13	768	35	0	0	0	803	61.8
GREEN, Darian	1	93	0	0	48	0	141	141.0	25	871	196	0	691	0	1758	70.3
MABON, KeVonn	1	0	69	0	0	0	69	69.0	41	50	1959	0	839	0	2848	69.5
NEAL, Riley	1	48	0	0	0	0	48	48.0	12	447	0	0	0	0	447	37.2
LACANARIA, C.	1	0	41	0	0	0	41	41.0	22	12	597	115	0	0	724	32.9
WILLIAMSON, T.	1	28	0	0	0	0	28	28.0	36	444	7	24	0	0	475	13.2
HEPP, Aaron	1	0	0	27	0	0	27	27.0	35	0	86	75	0	0	161	4.6
HALL, Corey	1	0	0	0	0	11	11	11.0	2	0	0	0	0	11	11	5.5
HOGUE, Jordan	1	0	9	0	0	0	9	9.0	22	0	197	0	0	0	197	9.0
REECE, Devin	1	0	7	0	0	0	7	7.0	5	0	7	0	0	0	7	1.4
PINTER, Danny	1	0	4	0	0	0	4	4.0	1	0	4	0	0	0	4	4.0
TEAM	1	-4	0	0	0	0	-4	-4.0								
Total	1	325	130	27	48	11	541	541.0								
Opponents	1	77	195	0	142	50	464	464.0								

Field Goals	att	good	long	blkd	att	good	long	blkd
HAGEE, Morgan	2	1	44	0	23	17	45	0
Total	2	1	44	0				
Opponents	0	0	0	0				

Punting	no.	yds	avg	lg	blk	no.	yds	avg	lg	blk
SCHMIDT, Kyle	4	189	47.2	54	0	159	6522	41.0	70	0
Total	4	189	47.2	54	0					
Opponents	7	258	36.9	55	0					

Kickoffs	no.	yds	avg	tb	ob	no.	yds	avg	tb	ob
DRIDA, Steve	6	343	57.2	0	0	11	638	58.0	0	0
Total	6	343	57.2	0	0					
Opponents	3	190	63.3	1	0					

##	Defensive Leaders	gp	ua	a	total	tfl	sack	int	pbu	fr	ff	blk	gp	ua	a	total	tfl	sack	int	pbu	fr	ff	blk
2	RYAN, Zack	1	7	2	9	2.0	38	117	142	259	19.0	3.5	1	4	3	5	.
23	WALTON, Marc	1	4	2	6	0.5	12	14	8	22	0.5
21	HESTER, Martez	1	5	1	6	0.0	28	86	82	168	0.0	.	2	8	2	2	.
11	MILLER, Josh	1	5	.	5	0.0	1	5	.	5	0.0
3	WIGGINS, Sean	1	3	2	5	0.0	.	.	1	.	.	.	36	88	98	186	8.0	2.0	2	7	4	2	.
8	HALL, Corey	1	4	.	4	1.0	.	1	2	10	1	11	1.0	.	1	.	.	1	.
27	STANLEY, Stu	1	1	2	3	0.0	28	4	8	12	0.0
33	HOLDER, Tyree	1	2	1	3	0.0	34	61	13	74	2.0	.	5	11	.	1	.
62	THURMON, Kevin	1	2	.	2	2.0	1.0	11	8	5	13	2.0	1.0
38	DRIDA, Steve	1	1	1	2	0.0	3	1	1	2	0.0
28	McNULTY, Armani	1	1	1	2	0.0	5	2	1	3	0.0
50	SINGLETON, D.	1	1	1	2	0.0	10	9	5	14	1.0
9	McGEE, Reggie	1	1	.	1	0.0	1	1	.	1	0.0
7	TAYLOR, Aaron	1	1	.	1	0.0	37	62	62	124	6.5	2.0	.	2	2	1	.
	TM TEAM	1	1	.	1	0.0											
95	WHITAKER, Brian	1	.	1	1	0.5	1	.	1	1	0.5
93	WILLIS, Kevin	1	1	.	1	0.0	19	12	16	28	3.5	1.0	.	.	1	.	.
57	POSLEY, Joshua	1	1	.	1	0.0	21	29	34	63	9.5	3.0	.	1	.	2	.
55	WHITMAN III, J.	1	1	.	1	0.0	13	14	18	32	2.5	.	.	1	.	.	.
37	GILBERT, S.	1	1	.	1	0.0	1	1	.	1	0.0
98	WINBUSH, A.	1	1	.	1	0.0	.	.	.	1	1	.	22	14	11	25	5.5	5.0	.	.	2	3	.
	Total	1	44	14	58	6	1	1	1	1	1	.											
	Opponents	1	47	30	77	2	1	2	5	.	.	.											