



# INDIANA SOCCER

8 NCAA TITLES • 18 NCAA COLLEGE CUP APPEARANCES

Athletic Media Relations • Scott Burns • Men's Soccer Contact  
O - (812) 856-2939 • C - (812) 322-5285 • sctburns@indiana.edu

## 2016 SCHEDULE/RESULTS

|                 |                                |                    |
|-----------------|--------------------------------|--------------------|
| Aug. 26         | vs. New Mexico ^               | W, 1-0             |
| Aug. 28         | vs. UC Irvine ^                | W, 3-1             |
| <b>Sept. 2</b>  | <b>No. 22 CALIFORNIA #</b>     | <b>W, 2-1</b>      |
| <b>Sept. 4</b>  | <b>No. 5 STANFORD #</b>        | <b>T, 0-0</b>      |
| <b>Sept. 9</b>  | <b>No. 2 MARYLAND *</b>        | <b>T, 1-1</b>      |
| Sept. 14        | at Michigan *                  | W, 2-0             |
| <b>Sept. 18</b> | <b>NORTHWESTERN *</b>          | <b>T, 0-0</b>      |
| <b>Sept. 20</b> | <b>IUPUI</b>                   | <b>W, 2-0</b>      |
| Sept. 23        | at Rutgers *                   | T, 0-0             |
| <b>Sept. 28</b> | <b>No. 6 BUTLER</b>            | <b>W, 3-2 (OT)</b> |
| Oct. 4          | at No. 1 Notre Dame            | L, 0-4             |
| <b>Oct. 8</b>   | <b>PENN STATE *</b>            | <b>W, 1-0</b>      |
| Oct. 11         | at No. 2 Louisville            | W, 2-1             |
| Oct. 15         | at Ohio State *                | T, 2-2             |
| Oct. 21         | at Wisconsin *                 | T, 0-0             |
| <b>Oct. 25</b>  | <b>SAINT LOUIS</b>             | <b>W, 5-0</b>      |
| <b>Oct. 30</b>  | <b>No. 13 MICHIGAN STATE *</b> | <b>W, 2-1</b>      |
| <b>Nov. 6</b>   | <b>NORTHWESTERN +</b>          | <b>W, 1-0 (OT)</b> |
| Nov. 11         | No. 18 Wisconsin +             | 2:30 PM            |
| Nov. 13         | Big Ten Championship           | 2 PM               |

All Game Times ET | **HOME GAMES BOLD**

^ Mike Berticelli Tournament

# adidas/IU Credit Union Classic

\* Big Ten match + Big Ten Tournament match

## FOLLOW THE HOOSIERS ON SOCIAL MEDIA



@IUMensSoccer



@IUMensSoccer



@IUMensSoccer



Indiana University Men's Soccer



IU Athletics

#Q49

#GoIU

## No. 3 INDIANA (11-1-6) vs. No. 18 WISCONSIN (11-3-3)



INDIANA  
**HOOSIERS**

### AT A GLANCE...

Date ..... November 11, 2016  
Kickoff ..... 2:30 PM  
Location ..... Westfield, Ind.  
Venue ..... Grand Park  
TV ..... Big Ten Network  
Live Stats ..... IUHoosiers.com  
Series Record ..... IU leads, 38-5-7  
Last Match ..... IU 0, WISC 0 (10/21/16)



WISCONSIN  
**BADGERS**

### SETTING THE SCENE

- The No. 3-ranked Indiana University men's soccer team enters Friday's contest with the Wisconsin Badgers with an overall record of 11-1-6, earning the No. 2 seed in the Big Ten Tournament with a mark of 3-0-5.
- The Hoosiers earned a spot in the Big Ten semifinals with a 1-0 win over Northwestern in overtime last Sunday in Bloomington.
- Trevor Swartz scored the match-winner for the Hoosiers just 59 seconds in to overtime off the assist from Austin Panchot.
- Tanner Thompson leads the team with 8 goals, four game-winning goals and 18 points on the season. Trevor Swartz is second on the team with 13 points on five goals and three assists.

### NEWS AND NOTES

- Tanner Thompson was named one of 10 finalists for the Senior CLASS Award.
- Colin Webb was named CoSIDA Academic All-District for the second-straight season.
- IU earned the NSCAA Team Academic Award for the sixth time in program history and for the fourth time in the last five seasons.
- IU's unbeaten 10-game streak (6-0-4) to start the season was the first for the program since 1997 and was the ninth-best start in team history.
- Indiana finished the regular season undefeated (6-0-3) at Jerry Yeagley Field at Bill Armstrong Stadium for the first time since 2003. That IU team went on to post a record of 9-0-4 at home en route to winning the NCAA Championship.
- Senior Tanner Thompson and junior Grant Lillard were two of 30 players named to the MAC Hermann Trophy Watch List in July. Indiana is one of just four schools in the nation to have two players on the prestigious list, joining UCLA, Seattle and Boston University.
- Tanner Thompson and Grant Lillard were both unanimous preseason All-America selections, as both were honored by College Soccer News and Top Drawer Soccer.
- Grant Lillard was also named the top defender in the nation in a preseason poll conducted by Top Drawer soccer of the nation's head coaches.
- After qualifying for the NCAA Tournament last year, the Hoosiers extended their streak to 29-straight appearances in the NCAA Tournament.

**NCAA CHAMPIONS: 1982 • 1983 • 1988 • 1998 • 1999 • 2003 • 2004 • 2012**

## 2016 INDIANA MEN'S SOCCER ROSTER

| No. | Name             | Pos. | Yr.   | Ht.  | Wt. | Hometown/Last School                       |
|-----|------------------|------|-------|------|-----|--|
| 0   | Sean Caulfield   | GK   | R-Fr. | 6-2  | 185 | East Lake, Fla./East Lake                  |
| 1   | Colin Webb       | GK   | Sr.   | 6-1  | 190 | San Diego, Calif./Rancho Bernardo          |
| 2   | Billy McConnell  | D    | Sr.   | 5-10 | 154 | Richboro, Pa./Council Rock North           |
| 3   | Derek Creviston  | D    | R-Sr. | 6-0  | 180 | Atlanta, Ga./Milton                        |
| 4   | A.J. Palazzolo   | D    | Fr.   | 6-1  | 165 | St. Louis, Mo./Charistain Brothers College |
| 5   | Grant Lillard    | D    | Jr.   | 6-4  | 195 | Hinsdale, Ill./Hinsdale Central            |
| 6   | Jack Griffith    | D/MF | R-So. | 6-0  | 155 | Danville, Ind./Brownsburg                  |
| 7   | Trevor Swartz    | D/MF | R-So. | 5-10 | 155 | Cameron Park, Calif./Ponderosa             |
| 9   | Rashad Hyacenth  | F    | Jr.   | 5-11 | 180 | D'Abadie, Trinidad & Tobago/Belmont        |
| 10  | Tanner Thompson  | MF   | Sr.   | 5-7  | 150 | Loomis, Calif./Granite Bay                 |
| 11  | Cory Thomas      | MF   | R-So. | 6-0  | 160 | Corydon, Ind./Corydon Central              |
| 12  | Austin Panchot   | MF/F | So.   | 5-7  | 140 | St. Louis, Mo./Lafayette                   |
| 13  | Francesco Moore  | D/MF | R-So. | 5-10 | 168 | Highland Park, Ill./Highland Park          |
| 14  | Phil Fives       | D    | Sr.   | 5-9  | 145 | Pittsburgh, Pa./Akron                      |
| 15  | Andrew Gutman    | D    | So.   | 6-0  | 170 | Hinsdale, Ill./Hinsdale Central            |
| 16  | Rees Wedderburn  | MF   | So.   | 5-6  | 156 | Wolverhampton, England/Deansfield          |
| 17  | Jeremiah Gutjahr | MF/D | So.   | 5-10 | 160 | Bloomington, Ind./North                    |
| 18  | Richard Ballard  | MF   | R-Sr. | 5-9  | 145 | Louisville, Ky./duPont Manual              |
| 19  | Rece Buckmaster  | MF   | So.   | 5-8  | 145 | Auburn, Ind./Canterbury                    |
| 20  | Timmy Mehl       | D    | R-So. | 6-1  | 170 | Manhattan Beach, Calif./Loyola             |
| 21  | Spencer Glass    | D    | Fr.   | 6-0  | 155 | Fort Wayne, Ind./Carroll                   |
| 22  | Ian Black        | F    | Fr.   | 5-10 | 165 | Dublin, Ohio/Dublin-Jerome                 |
| 24  | Isaac Friendt    | F    | Fr.   | 5-8  | 155 | Andover, Minn./Andover                     |
| 25  | Will Eslinger    | D    | Fr.   | 6-1  | 170 | Highlands Ranch, Colo./Mountain Vista      |
| 29  | Josh Lipe-Melton | F    | R-So. | 5-10 | 155 | Bloomington, Ind./North                    |
| 30  | Christian Lomeli | GK   | Sr.   | 5-9  | 135 | Crown Point, Ind./IUPUI                    |
| 31  | Jordan Kleyn     | F    | So.   | 5-11 | 165 | Plainfield, Ill./Avon                      |
| 32  | Drew Nuelle      | GK   | Fr.   | 6-5  | 190 | St. Louis, Mo./De Smet Jesuit              |
| 33  | Cody Jewett      | GK   | R-Fr. | 6-1  | 165 | Puyallup, Wash./IMG Academy                |

**Head Coach:** Todd Yeagley (Seventh Season)

**Associate Head Coach:** Brian Maisonneuve (Seventh Season)

**Assistant Coach:** Kevin Robson (Third Season)

**Volunteer Coach:** Brad Swenby (Third Season)

**Undergraduate Assistant Coach:** Danny O'Rourke (First Season)

## PRONUNCIATION GUIDE

|                  |                   |                   |             |
|------------------|-------------------|-------------------|-------------|
| Tim Mehl         | Mel               | Josh Lipe-Melton  | Lyp-Melton  |
| Jake Rufe        | Roof              | Christian Lomeli  | Low-mell-ee |
| Sean Caulfield   | "Call-field"      | Jordan Kleyn      | Kline       |
| Austin Panchot   | Poncho            | Brian Maisonneuve | Mason-off   |
| Phil Fives       | (like the number) | Kevin Robson      | Robe-son    |
| Andrew Gutman    | Goot-man          | Brad Swenby       | Swen-bee    |
| Rees Wedderburn  | Reece             | Rashad Hyacenth   | HIYA-centh  |
| Jeremiah Gutjahr | GOOT-yar          | A.J. Palazzolo    | PALA-zo-LOW |

**SCOUTING THE BADGERS**

- The Wisconsin Badgers enter Friday's match with the Hoosiers with an overall record of 11-3-3.
- Northwestern finished third in the final Big Ten Conference standings with a 4-2-2 mark in league play to earn the No. 3 seed in the Big Ten Tournament.
- The Badgers have won three in a row and have posted a 4-0-1 mark in their last five matches since a 3-2 overtime loss at No. 1 Maryland on Oct. 14.
- Christopher Mueller leads the team with 24 points on seven goals and 10 assists.
- Mueller was named First-Team All-Big Ten, while Michael Catalano, Mark Segbers and Sam Brotherton were named Second-Team All-Big Ten.

**SERIES HISTORY**

- In the overall history between Indiana and Wisconsin dating back to 1975, the Hoosiers hold a record of 38-5-7 record over the Badgers.
- On Oct. 21 this season, IU traveled to Madison and came away with a 0-0 draw against the Badgers.
- The Hoosiers won both their meetings with Wisconsin in 2015, beating the Badgers, 1-0 in Bloomington during the regular season and 1-0 again at Armstrong Stadium in the Big Ten Tournament.
- In the Big Ten Tournament, IU is 7-0-0 against Wisconsin.
- In 1995, the Hoosiers and Badgers were named co-champions after the title match was canceled.

**HOOSIERS IN THE NATIONAL POLLS**

- Indiana checks in at No. 3 in the Soccer America poll, No. 4 in the College Soccer News rankings, No. 7 in the NSCAA Coaches Top 25 and No. 11 in the Top Drawer Soccer poll.
- In the seventh NCAA RPI rankings released on Monday, the Hoosiers are ranked No. 17.

**SWARTZ'S GOLDEN GOAL LEADS IU PAST NU IN QUARTERS**

- Trevor Swartz scored the game-winning goal for the Hoosiers just 59 seconds in to overtime, leading IU past Northwestern, 1-0, in the quarterfinals of the Big Ten Tournament.
- The goal was Swartz's fifth of the season and his second game-winner of the year.

**FOUR HOOSIERS EARN ALL-BIG TEN HONORS**

- Senior Tanner Thompson was named Big Ten Midfielder of the Year and First-Team Big Ten. Thompson is a three-time first-team all-conference selection and is the first player in Big Ten history to be named Midfielder of the Year more than once.
- Grant Lillard was named First-Team All-Big Ten for the second-straight year, while Andrew Gutman was named Second-Team All-Big Ten for the second-straight season. Richard Ballard was also named Second-Team All-Big Ten.
- Derek Crevison was named IU's Sportsmanship Award honoree.

**BIG TEN DOMINATION**

- IU has won 12 Big Ten tournament titles, sharing the 1995 crown with Wisconsin.
- Indiana has also been crowned regular season champion 14 times, including nine-straight seasons from 1996-2004. IU won back-to-back regular season titles in 2006 and 2007 and re-claimed the regular season crown in 2010.

**THOMPSON, LOMELI EARN BIG TEN WEEKLY HONORS**

- Tanner Thompson was named co-Player of the Week on Nov. 1, while GK Christian Lomeli was named Big Ten Defender of the Week.
- Along with his league honor, Thompson was also named Top Drawer Soccer National Player of the Week, as well as College Soccer News National Player of the Week.

**2016 QUICK FACTS**

|   |  |
|---|--|
| Location .....                            | Bloomington, Ind.  |
| Founded .....                             | 1820   |
| Colors.....                               | Cream and Crimson  |
| Nickname.....                             | Hoosiers   |
| Enrollment .....                          | 46,416   |
| Soccer Facility .....                     | Jerry Yeagley Field at<br>Bill Armstrong Stadium (6,100) |
| President.....                            | Michael A. McRobbie                                      |
| Vice President/Director of Athletics..... | Fred Glass   |
| Conference .....                          | Big Ten  |
| Athletic Department Phone.....            | 812-855-0866   |
| Ticket Office Phone .....                 | 1-866-IU-SPORTS  |

**Indiana Men's Soccer History**

|  |  |
|--|--|
| First year of varsity competition.....         | 1973                                       |
| All-Time Record .....                          | 714-172-90 (.775)                          |
| All-Time Big Ten Record .....                  | 105-27-21 (.759)                           |
| NCAA Titles .....                              | 8 ('82, '83, '88, '98, '99, '03, '04, '12) |
| NCAA College Cup Appearances .....             | 18   |
| NCAA Tournament Appearances.....               | 40   |
| Current NCAA Tournament Appearance Streak..... | 29   |
| Big Ten (Tournament) Championships .....       | 12   |
| Big Ten Regular Season Titles.....             | 14   |
| Record at Armstrong Stadium .....              | 299-63-44 (.788)                           |

**2016 Coaching Staff**

|                                     |   |
|-------------------------------------|---|
| Head Coach .....                    | Todd Yeagley  |
| Alma Mater .....                    | Indiana   |
| Indiana Record.....                 | 83-40-26 (7th year)   |
| Career Record.....                  | 90-49-28 (8th year)   |
| Associate Head Coach .....          | Brian Maisonneuve (Indiana)                                     |
| Assistant Coach.....                | Kevin Robson (Indiana)  |
| Volunteer Assistant Coach .....     | Brad Swenby (UW-Milwaukee)                                      |
| Undergraduate Assistant Coach ..... | Danny O'Rourke  |
| Soccer Office Secretary.....        | Cathy Narey   |
| Soccer Office Phone .....           | (812) 855-0051  |
| Mailing Address .....               | Assembly Hall<br>1001 East 17th Street<br>Bloomington, IN 47408 |

**2016 BIG TEN STANDINGS**

|                   | Conference |   |   |      | Overall |    |   |
|-------------------|------------|---|---|------|---------|----|---|
|                   | W          | L | T | Pts. | W       | L  | T |
| 1. Maryland       | 7          | 0 | 1 | 22   | 16      | 0  | 2 |
| 2. Indiana        | 3          | 0 | 5 | 14   | 11      | 1  | 6 |
| 3. Wisconsin      | 4          | 2 | 2 | 14   | 11      | 3  | 3 |
| 4. Michigan State | 4          | 3 | 1 | 13   | 13      | 4  | 1 |
| 5. Penn State     | 4          | 4 | 0 | 12   | 8       | 8  | 2 |
| 6. Ohio State     | 3          | 4 | 1 | 10   | 5       | 13 | 1 |
| 7. Northwestern   | 3          | 4 | 1 | 10   | 6       | 11 | 1 |
| 8. Michigan       | 1          | 6 | 1 | 4    | 4       | 11 | 4 |
| 9. Rutgers        | 0          | 6 | 2 | 2    | 1       | 14 | 2 |

FINAL REGULAR SEASON STANDINGS

**IU IN THE STATISTICAL RANKINGS**

• In the NCAA statistical rankings released on Monday, the Hoosiers rank sixth in the nation in shots per game (16.61), eighth in shutout percentage (0.56) and 15th in team goals against average (0.67).

**THOMPSON'S HAT TRICK LEADS IU PAST SAINT LOUIS**

• Senior Tanner Thompson was unstoppable against Saint Louis on Oct. 15, registering his first career hat trick - all in the first half - in IU's 5-0 win.  
• The hat trick was the first for a Hoosier since Nikita Kotlov had three goals against Xavier on Nov. 18, 2012.

**INDIANA WINS AT NO. 2 LOUISVILLE, 2-1**

• Trevor Swartz scored the game-winner on a penalty kick for the Hoosiers, while Grant Lillard netted his second goal of the season in the first half. Jeremiah Gutjahr recorded his first assist of the season.  
• IU goalkeeper Colin Webb led a tremendous second-half effort defensively for the Hoosiers, making three saves in the victory.

**HOOSIERS BEAT NO. 6 BUTLER IN OVERTIME THRILLER**

• Down 2-0 with just 15 minutes left in regulation, the Hoosiers scored twice to force overtime and then won the match in the 97th minute.  
• Tanner Thompson scored the team's first goal, while Trevor Swartz netted the overtime-forcing score for the Hoosiers. Austin Panchot's first goal of the season won it for Indiana in the 97th minute.  
• The come-from-behind victory marked Indiana's first win from a 2-0 deficit since beating Oregon State, 3-2, on Sept. 9, 2012.

**INDIANA BEATS CAL, DRAWS STANFORD AT CLASSIC**

• In the annual adidas/IU Credit Union Classic in Bloomington on Sept. 2-4, the Hoosiers defeated No. 22 Cal, 2-1, and played No. 5-ranked and defending NCAA Champion Stanford to a 0-0 draw.  
• In the win over Cal, Rashad Hyacenth and Trevor Swartz scored the Hoosiers' two goals.  
• Playing a man down for over 67 minutes, the Hoosiers battled Stanford to a scoreless draw, limiting the Cardinal to just six shots total.

**IU ADDS ALL-HORIZON LEAGUE TRANSFER HYACENTH**

• IU head coach Todd Yeagley announced the addition of Belmont transfer Rashad Hyacenth on March 21. Hyacenth was a two-time All-Horizon League honoree at Belmont, including earning Second-Team accolades in 2015 after scoring seven goals.

**GUTJAHR CALLED UP TO U.S. U-20 NATIONAL TEAM**

• IU's Jeremiah Gutjahr was called up to the U.S. U-20 National Team for training camp, July 30-Aug. 8.  
• Gutjahr was also called up to the U.S. Under-20 National Team to participate in the Four Nations Tournament in Stuttgart, Germany.

**700 WINS**

• With a 1-0 win over Wisconsin on Oct. 31, 2015, Indiana men's soccer became just the fifth program in Division I history to amass 700 victories.  
• With the win, the Hoosiers became the fastest program to reach the milestone, taking just 953 matches.  
• Indiana joined Virginia, Maryland, Saint Louis and UCLA in the 700-win club.

**UP NEXT**

• The winner of Friday's semifinal match between IU and Wisconsin will advance to play the winner of No. 1 Maryland and No. 4 Michigan State on Sunday at 2 PM at Grand Park in Westfield, Ind. for the Big Ten Championship.

**SUPERLATIVES****Indiana's Record...**

|  |       |
|--|-------|
| At home .....                                  | 7-0-3 |
| On the road .....                              | 2-1-3 |
| At neutral sites .....                         | 2-0-0 |
| vs. ranked opponents .....                     | 4-1-2 |
| In the Big Ten .....                           | 3-0-5 |
| In non-conference games (regular season) ..... | 7-1-1 |
| In overtime games .....                        | 2-0-6 |
| When scoring first .....                       | 9-0-1 |
| When opponent scores first .....               | 2-1-1 |
| When leading in shots .....                    | 9-0-4 |
| When trailing in shots .....                   | 2-1-2 |
| When tied in shots .....                       | 0-0-0 |
| When leading in corner kicks .....             | 9-1-4 |
| When trailing in corner kicks .....            | 1-0-1 |
| When tied in corner kicks .....                | 1-0-1 |
| With more fouls .....                          | 2-0-2 |
| With fewer fouls .....                         | 9-0-4 |
| When tied in fouls .....                       | 0-1-0 |
| When scoring one goal .....                    | 3-0-1 |
| When scoring two goals .....                   | 5-0-1 |
| When scoring three or more goals .....         | 3-0-0 |
| In August .....                                | 2-0-0 |
| In September .....                             | 4-0-4 |
| In October .....                               | 4-1-2 |
| In November .....                              | 1-0-0 |

**ATTENDANCE RECORDS**

The Indiana men's soccer team regularly draws large crowds to Armstrong Stadium. Below are the top-attended games in stadium history:

|                              |       |          |
|------------------------------|-------|----------|
| 1. vs. UCLA .....            | 7,720 | 9/1/13   |
| 2. vs. UCLA .....            | 7,423 | 9/2/07   |
| 3. vs. SMU .....             | 6,000 | 9/5/87   |
| 4. vs. Virginia .....        | 5,672 | 9/2/89   |
| 5. vs. Notre Dame .....      | 5,613 | 9/3/06   |
| 6. vs. Howard .....          | 5,168 | 12/4/88  |
| 7. vs. USF .....             | 5,000 | 9/17/83  |
| 8. vs. South Carolina .....  | 4,960 | 9/3/94   |
| 9. vs. Akron .....           | 4,884 | 11/3/05  |
| 10. vs. Maryland .....       | 4,726 | 9/3/99   |
| 11. vs. Penn State .....     | 4,585 | 9/30/05  |
| 12. vs. South Carolina ..... | 4,500 | 9/4/87   |
| 13. vs. Notre Dame .....     | 4,496 | 11/20/94 |
| 14. vs. UCLA .....           | 4,418 | 9/2/00   |
| 15. vs. UCLA .....           | 4,308 | 9/3/88   |



# Indiana Men's Soccer Career Stats Individual Career History



## BALLARD, Richard

| Season | GP | Min. | G | A | Pts | Shot | Shot% | SOG | SOG% | GW | PK-Att |
|--------|----|------|---|---|-----|------|-------|-----|------|----|--------|
| 2012   | 13 | 309  | 0 | 0 | 0   | 3    | .000  | 1   | .333 | 0  | 0-0    |
| 2014   | 16 | 300  | 0 | 0 | 0   | 9    | .000  | 1   | .111 | 0  | 0-0    |
| 2015   | 14 | 380  | 1 | 0 | 2   | 7    | .143  | 2   | .286 | 0  | 0-0    |
| 2016   | 18 | 1245 | 4 | 2 | 10  | 33   | .121  | 17  | .515 | 1  | 0-0    |
| TOTAL  | 61 | 2234 | 5 | 2 | 12  | 52   | .096  | 21  | .404 | 1  | 0-0    |

## BLACK, Ian

| Season | GP | Min. | G | A | Pts | Shot | Shot% | SOG | SOG% | GW | PK-Att |
|--------|----|------|---|---|-----|------|-------|-----|------|----|--------|
| 2016   | 3  | 47   | 0 | 0 | 0   | 2    | .000  | 0   | .000 | 0  | 0-0    |
| TOTAL  | 3  | 47   | 0 | 0 | 0   | 2    | .000  | 0   | .000 | 0  | 0-0    |

## BUCKMASTER, Rece

| Season | GP | Min. | G | A | Pts | Shot | Shot% | SOG | SOG% | GW | PK-Att |
|--------|----|------|---|---|-----|------|-------|-----|------|----|--------|
| 2015   | 12 | 354  | 1 | 1 | 3   | 4    | .250  | 1   | .250 | 0  | 0-0    |
| 2016   | 18 | 1115 | 0 | 2 | 2   | 6    | .000  | 1   | .167 | 0  | 0-0    |
| TOTAL  | 30 | 1469 | 1 | 3 | 5   | 10   | .100  | 2   | .200 | 0  | 0-0    |

## CAULFIELD, Sean

## CREVISTON, Derek

| Season | GP | Min. | G | A | Pts | Shot | Shot% | SOG | SOG% | GW | PK-Att |
|--------|----|------|---|---|-----|------|-------|-----|------|----|--------|
| 2014   | 22 | 1870 | 0 | 0 | 0   | 4    | .000  | 1   | .250 | 0  | 0-0    |
| 2015   | 21 | 1924 | 1 | 1 | 3   | 4    | .250  | 1   | .250 | 0  | 0-0    |
| 2016   | 16 | 1280 | 0 | 0 | 0   | 4    | .000  | 2   | .500 | 0  | 0-0    |
| TOTAL  | 59 | 5074 | 1 | 1 | 3   | 12   | .083  | 4   | .333 | 0  | 0-0    |

## ESLINGER, Will

## FIVES, Phil

| Season | GP | Min. | G | A | Pts | Shot | Shot% | SOG | SOG% | GW | PK-Att |
|--------|----|------|---|---|-----|------|-------|-----|------|----|--------|
| 2015   | 21 | 1300 | 3 | 1 | 7   | 34   | .088  | 13  | .382 | 1  | 0-0    |
| 2016   | 18 | 1219 | 0 | 2 | 2   | 26   | .000  | 10  | .385 | 0  | 0-0    |
| TOTAL  | 39 | 2519 | 3 | 3 | 9   | 60   | .050  | 23  | .383 | 1  | 0-0    |



### Indiana Men's Soccer Career Stats Individual Career History



#### FRIENDT, Isaac

#### GLASS, Spencer

#### GRIFFITH, Jack

| Season | GP | Min. | G | A | Pts | Shot | Shot% | SOG | SOG% | GW | PK-Att |
|--------|----|------|---|---|-----|------|-------|-----|------|----|--------|
| 2014   | 18 | 755  | 0 | 1 | 1   | 12   | .000  | 7   | .583 | 0  | 0-0    |
| 2016   | 7  | 100  | 0 | 1 | 1   | 3    | .000  | 1   | .333 | 0  | 0-0    |
| TOTAL  | 25 | 855  | 0 | 2 | 2   | 15   | .000  | 8   | .533 | 0  | 0-0    |

#### GUTJAHR, Jeremiah

| Season | GP | Min. | G | A | Pts | Shot | Shot% | SOG | SOG% | GW | PK-Att |
|--------|----|------|---|---|-----|------|-------|-----|------|----|--------|
| 2015   | 17 | 542  | 0 | 1 | 1   | 6    | .000  | 3   | .500 | 0  | 0-0    |
| 2016   | 17 | 951  | 1 | 1 | 3   | 10   | .100  | 4   | .400 | 0  | 0-0    |
| TOTAL  | 34 | 1493 | 1 | 2 | 4   | 16   | .062  | 7   | .438 | 0  | 0-0    |

#### GUTMAN, Andrew

| Season | GP | Min. | G | A | Pts | Shot | Shot% | SOG | SOG% | GW | PK-Att |
|--------|----|------|---|---|-----|------|-------|-----|------|----|--------|
| 2015   | 21 | 1890 | 1 | 1 | 3   | 31   | .032  | 8   | .258 | 1  | 0-0    |
| 2016   | 18 | 1681 | 1 | 2 | 4   | 34   | .029  | 9   | .265 | 0  | 0-0    |
| TOTAL  | 39 | 3571 | 2 | 3 | 7   | 65   | .031  | 17  | .262 | 1  | 0-0    |

#### HYACENTH, Rashad

| Season | GP | Min. | G | A | Pts | Shot | Shot% | SOG | SOG% | GW | PK-Att |
|--------|----|------|---|---|-----|------|-------|-----|------|----|--------|
| 2016   | 18 | 699  | 1 | 2 | 4   | 23   | .043  | 7   | .304 | 1  | 0-0    |
| TOTAL  | 18 | 699  | 1 | 2 | 4   | 23   | .043  | 7   | .304 | 1  | 0-0    |

#### JEWETT, Cody

#### KLEYN, Jordan

| Season | GP | Min. | G | A | Pts | Shot | Shot% | SOG | SOG% | GW | PK-Att |
|--------|----|------|---|---|-----|------|-------|-----|------|----|--------|
| 2015   | 7  | 102  | 0 | 0 | 0   | 0    | .000  | 0   | .000 | 0  | 0-0    |
| TOTAL  | 7  | 102  | 0 | 0 | 0   | 0    | .000  | 0   | .000 | 0  | 0-0    |





### Indiana Men's Soccer Career Stats Individual Career History



#### LILLARD, Grant

| Season | GP | Min. | G  | A | Pts | Shot | Shot% | SOG | SOG% | GW | PK-Att |
|--------|----|------|----|---|-----|------|-------|-----|------|----|--------|
| 2014   | 22 | 1974 | 5  | 1 | 11  | 20   | .250  | 8   | .400 | 2  | 0-0    |
| 2015   | 21 | 1959 | 4  | 5 | 13  | 19   | .211  | 10  | .526 | 1  | 0-0    |
| 2016   | 15 | 1283 | 2  | 1 | 5   | 9    | .222  | 3   | .333 | 0  | 0-0    |
| TOTAL  | 58 | 5216 | 11 | 7 | 29  | 48   | .229  | 21  | .438 | 3  | 0-0    |

#### LIPE-MELTON, Josh

| Season | GP | Min. | G | A | Pts | Shot | Shot% | SOG | SOG% | GW | PK-Att |
|--------|----|------|---|---|-----|------|-------|-----|------|----|--------|
| 2016   | 1  | 7    | 0 | 0 | 0   | 0    | .000  | 0   | .000 | 0  | 0-0    |
| TOTAL  | 1  | 7    | 0 | 0 | 0   | 0    | .000  | 0   | .000 | 0  | 0-0    |

#### LOMELI, Christian

| Season | GP | Min. | G | A | Pts | Shot | Shot% | SOG | SOG% | GW | PK-Att |
|--------|----|------|---|---|-----|------|-------|-----|------|----|--------|
| 2016   | 4  | 381  | 0 | 0 | 0   | 0    | .000  | 0   | .000 | 0  | 0-0    |
| TOTAL  | 4  | 381  | 0 | 0 | 0   | 0    | .000  | 0   | .000 | 0  | 0-0    |

| Season | GP | Minutes | GA | GAAvg | Saves | Save% | W | L | T | Sho |
|--------|----|---------|----|-------|-------|-------|---|---|---|-----|
| 2016   | 4  | 380:59  | 1  | 0.24  | 8     | .889  | 3 | 0 | 1 | 3   |
| TOTAL  | 4  | 380:59  | 1  | 0.24  | 8     | .889  | 3 | 0 | 1 | 3   |

#### McCONNELL, Billy

| Season | GP | Min. | G | A | Pts | Shot | Shot% | SOG | SOG% | GW | PK-Att |
|--------|----|------|---|---|-----|------|-------|-----|------|----|--------|
| 2013   | 11 | 813  | 0 | 0 | 0   | 3    | .000  | 1   | .333 | 0  | 0-0    |
| 2014   | 20 | 1535 | 0 | 2 | 2   | 4    | .000  | 2   | .500 | 0  | 0-0    |
| 2015   | 21 | 1976 | 1 | 4 | 6   | 21   | .048  | 9   | .429 | 0  | 0-0    |
| 2016   | 13 | 1109 | 2 | 2 | 6   | 5    | .400  | 2   | .400 | 1  | 0-0    |
| TOTAL  | 65 | 5433 | 3 | 8 | 14  | 33   | .091  | 14  | .424 | 1  | 0-0    |

#### MEHL, Timmy

| Season | GP | Min. | G | A | Pts | Shot | Shot% | SOG | SOG% | GW | PK-Att |
|--------|----|------|---|---|-----|------|-------|-----|------|----|--------|
| 2016   | 14 | 846  | 0 | 1 | 1   | 8    | .000  | 1   | .125 | 0  | 0-0    |
| TOTAL  | 14 | 846  | 0 | 1 | 1   | 8    | .000  | 1   | .125 | 0  | 0-0    |

#### MOORE, Francesco

| Season | GP | Min. | G | A | Pts | Shot | Shot% | SOG | SOG% | GW | PK-Att |
|--------|----|------|---|---|-----|------|-------|-----|------|----|--------|
| 2015   | 21 | 1977 | 0 | 0 | 0   | 9    | .000  | 2   | .222 | 0  | 0-0    |
| 2016   | 16 | 1326 | 0 | 1 | 1   | 2    | .000  | 0   | .000 | 0  | 0-0    |
| TOTAL  | 37 | 3303 | 0 | 1 | 1   | 11   | .000  | 2   | .182 | 0  | 0-0    |

#### NUELLE, Drew



### Indiana Men's Soccer Career Stats Individual Career History



#### PALAZZOLO, A.J.

| Season | GP | Min. | G | A | Pts | Shot | Shot% | SOG | SOG% | GW | PK-Att |
|--------|----|------|---|---|-----|------|-------|-----|------|----|--------|
| 2016   | 8  | 147  | 0 | 1 | 1   | 8    | .000  | 0   | .000 | 0  | 0-0    |
| TOTAL  | 8  | 147  | 0 | 1 | 1   | 8    | .000  | 0   | .000 | 0  | 0-0    |

#### PANCHOT, Austin

| Season | GP | Min. | G | A | Pts | Shot | Shot% | SOG | SOG% | GW | PK-Att |
|--------|----|------|---|---|-----|------|-------|-----|------|----|--------|
| 2015   | 13 | 712  | 2 | 0 | 4   | 12   | .167  | 4   | .333 | 1  | 0-0    |
| 2016   | 17 | 727  | 2 | 1 | 5   | 12   | .167  | 6   | .500 | 1  | 0-0    |
| TOTAL  | 30 | 1439 | 4 | 1 | 9   | 24   | .167  | 10  | .417 | 2  | 0-0    |

#### SWARTZ, Trevor

| Season | GP | Min. | G | A | Pts | Shot | Shot% | SOG | SOG% | GW | PK-Att |
|--------|----|------|---|---|-----|------|-------|-----|------|----|--------|
| 2014   | 14 | 472  | 2 | 0 | 4   | 5    | .400  | 3   | .600 | 1  | 0-0    |
| 2016   | 18 | 1364 | 5 | 3 | 13  | 44   | .114  | 13  | .295 | 2  | 1-1    |
| TOTAL  | 32 | 1836 | 7 | 3 | 17  | 49   | .143  | 16  | .327 | 3  | 1-1    |

#### THOMAS, Cory

| Season | GP | Min. | G | A | Pts | Shot | Shot% | SOG | SOG% | GW | PK-Att |
|--------|----|------|---|---|-----|------|-------|-----|------|----|--------|
| 2015   | 5  | 147  | 0 | 0 | 0   | 6    | .000  | 1   | .167 | 0  | 0-0    |
| 2016   | 14 | 398  | 1 | 1 | 3   | 12   | .083  | 3   | .250 | 1  | 0-0    |
| TOTAL  | 19 | 545  | 1 | 1 | 3   | 18   | .056  | 4   | .222 | 1  | 0-0    |

#### THOMPSON, Tanner

| Season | GP | Min. | G  | A  | Pts | Shot | Shot% | SOG | SOG% | GW | PK-Att |
|--------|----|------|----|----|-----|------|-------|-----|------|----|--------|
| 2013   | 19 | 450  | 1  | 4  | 6   | 10   | .100  | 3   | .300 | 0  | 0-0    |
| 2014   | 22 | 1910 | 6  | 3  | 15  | 74   | .081  | 28  | .378 | 2  | 2-4    |
| 2015   | 21 | 1838 | 3  | 9  | 15  | 51   | .059  | 21  | .412 | 3  | 1-2    |
| 2016   | 18 | 1568 | 8  | 2  | 18  | 49   | .163  | 22  | .449 | 4  | 1-2    |
| TOTAL  | 80 | 5766 | 18 | 18 | 54  | 184  | .098  | 74  | .402 | 9  | 4-8    |

#### WEBB, Colin

| Season | GP | Min. | G | A | Pts | Shot | Shot% | SOG | SOG% | GW | PK-Att |
|--------|----|------|---|---|-----|------|-------|-----|------|----|--------|
| 2013   | 6  | 579  | 0 | 0 | 0   | 0    | .000  | 0   | .000 | 0  | 0-0    |
| 2014   | 22 | 2023 | 0 | 0 | 0   | 1    | .000  | 0   | .000 | 0  | 0-0    |
| 2015   | 21 | 1991 | 0 | 0 | 0   | 0    | .000  | 0   | .000 | 0  | 0-0    |
| 2016   | 14 | 1367 | 0 | 0 | 0   | 0    | .000  | 0   | .000 | 0  | 0-0    |
| TOTAL  | 63 | 5960 | 0 | 0 | 0   | 1    | .000  | 0   | .000 | 0  | 0-0    |

| Season | GP | Minutes | GA | GAAvg | Saves | Save% | W  | L  | T  | Sho |
|--------|----|---------|----|-------|-------|-------|----|----|----|-----|
| 2013   | 6  | 578:32  | 9  | 1.40  | 29    | .763  | 3  | 2  | 1  | 3   |
| 2014   | 22 | 2067:59 | 22 | 0.96  | 70    | .761  | 12 | 5  | 5  | 7   |
| 2015   | 21 | 1990:28 | 16 | 0.72  | 44    | .733  | 13 | 5  | 3  | 10  |
| 2016   | 14 | 1366:51 | 12 | 0.79  | 41    | .774  | 8  | 1  | 4  | 7   |
| TOTAL  | 63 | 6003:50 | 59 | 0.88  | 184   | .757  | 36 | 13 | 13 | 27  |

#### WEDDERBURN, Rees

| Season | GP | Min. | G | A | Pts | Shot | Shot% | SOG | SOG% | GW | PK-Att |
|--------|----|------|---|---|-----|------|-------|-----|------|----|--------|
| 2015   | 9  | 196  | 0 | 0 | 0   | 8    | .000  | 3   | .375 | 0  | 0-0    |
| 2016   | 11 | 312  | 0 | 1 | 1   | 8    | .000  | 2   | .250 | 0  | 0-0    |
| TOTAL  | 20 | 508  | 0 | 1 | 1   | 16   | .000  | 5   | .312 | 0  | 0-0    |





Indiana has won a league-best 12 Big Ten Tournament titles, taking home the crown in 1991, 1992, 1994, 1995, 1996, 1997, 1998, 1999, 2001, 2003, 2006 and 2013.

## INDIANA'S ALL-TIME BIG TEN TOURNAMENT RESULTS

2016--(at Campus Sites/Grand Park - Westfield, IN)  
No. 2 Indiana 1, No. 7 Northwestern 0 (OT)

2015--(at Campus Sites/Ohio State)  
No. 2 Indiana 1, No. 7 Wisconsin 0  
No. 2 Indiana 1, No. 3 Maryland 1 (MD advances 3-2 in PKs)

2014--(at Campus Sites/Maryland)  
No. 6 Indiana 1, No. 3 Northwestern 1 (IU advances 5-4 in PKs)  
No. 6 Indiana 2, No. 2 Ohio State 1  
No. 6 Indiana 1, No. 1 Maryland 2

**2013--Champions (at Columbus)**  
No. 5 Indiana 2, No. 4 Michigan 1 (OT)  
No. 5 Indiana 0, No. 1 Penn State 0 (IU advances 5-3 in PKs)  
No. 5 Indiana 1, No. 3 Michigan State 0

2012 (at Evanston)  
No. 4 Indiana 1, No. 5 Michigan State 2

2011 (at Ann Arbor)  
No. 4 Indiana 2, No. 5 Michigan State 1  
No. 1 Northwestern 1, No. 4 Indiana 1 (NU advances 3-2 in PKs)

2010 (at University Park)  
No. 1 Indiana 1, No. 4 Penn State 2

2009 (at Bloomington)  
No. 4 Indiana 2, No. 5 Wisconsin 0  
No. 4 Indiana 2, No. 1 Ohio State 4

2008- (at Madison)  
No. 3 Indiana 1, No. 6 Ohio State 0 (OT)  
No. 3 Indiana 1, No. 2 Michigan 0  
No. 1 Michigan State 1, No. 3 Indiana 0

2007- (at East Lansing)  
No. 1 Indiana 1, No. 5 Michigan State 0  
No. 1 Indiana 0, No. 2 Ohio State 0 (OSU wins 5-4 in PKs)

**2006--Champions (at Columbus)**  
No. 1 Indiana 1, No. 4 Penn State  
No. 1 Indiana 1, No. 2 Ohio State

2005 (at Evanston)  
No. 3 Indiana 2, No. 6 Wisconsin 0  
No. 3 Indiana 3, No. 2 Ohio State 0  
No. 1 Penn State 1, No. 3 Indiana 0

2004 (at Ann Arbor)  
No. 5 Michigan State 2, No. 1 Indiana 1

### 2003--Champions (at Bloomington)

No. 1 Indiana 1, No. 5 Wisconsin 0  
No. 1 Indiana 1, No. 7 Penn State 1 (IND wins 4-1 in PKs)

2002 (at University Park)  
No. 4 Penn State 2, No. 1 Indiana 1 (4-2 PKs)

### 2001--Champions (at Madison)

No. 1 Indiana 1, No. 5 Michigan 0 (3ot)  
No. 1 Indiana 2, No. 3 Michigan State 0

2000 (at Columbus)  
No. 5 Ohio State 1, No. 1 Indiana 0

### 1999--Champions (at East Lansing)

No. 1 Indiana 2, No. 4 Northwestern 0  
No. 1 Indiana 2, No. 3 Penn State 1 (2ot)

### 1998--Champions (at Evanston)

No. 1 Indiana 4, No. 4 Wisconsin 0  
No. 1 Indiana 1, No. 2 Penn State 0 (ot)

### 1997--Champions (at Bloomington)

No. 1 Indiana 4, No. 4 Penn State 0  
No. 1 Indiana 1, No. 2 Ohio State 0

### 1996--Champions (at University Park)

No. 1 Indiana 2, No. 4 Penn State 2 (IND wins 3-2 in PKs)  
No. 1 Indiana 4, No. 2 Michigan State 0

### 1995--Co-Champions (at East Lansing)

No. 3 Indiana 2, No. 6 Northwestern 1  
No. 3 Indiana 3, No. 2 Penn State 1  
No. 1 Wisconsin vs. No. 3 Indiana (cancelled, co-champs)

### 1994--Champions (at Columbus)

No. 1 Indiana 1, No. 4 Wisconsin 0  
No. 1 Indiana 3, No. 2 Penn State 1

1993 (at Madison)  
No. 4 Penn State 1, No. 1 Indiana 0

### 1992--Champions (at Bloomington)

No. 2 Indiana 1, No. 3 Ohio State 0  
No. 2 Indiana 2, No. 4 Penn State 1

### 1991--Champions (at Bloomington)

No. 2 Indiana 4, No. 3 Penn State 0  
No. 2 Indiana 2, No. 1 Wisconsin 0

# HEAD COACH TODD YEAGLEY



## TODD YEAGLEY

HEAD COACH

SEVENTH SEASON

### PERSONAL

**HOMETOWN:** Bloomington, Ind.

**FAMILY:** Wife - Suzy;

Sons - Ben, Grant & Jay

**HIGH SCHOOL:** Bloomington South

**COLLEGE:** Indiana

### PLAYING EXPERIENCE

#### INDIANA

1991-94: Midfielder/Defender

### PROFESSIONAL EXPERIENCE

#### COLUMBUS CREW (MLS)

1996-2002: Midfielder

2002: Assistant General Manager

### COACHING EXPERIENCE

#### WISCONSIN

2009: Head Coach

#### INDIANA

2003: Volunteer Assistant Coach

2004-08: Assistant Coach

2010-present: Head Coach

- Todd Yeagley was named Indiana head men's soccer coach on December 18, 2009 and is entering his seventh year as the Hoosiers' leader.

#### 2012 NCAA National Champions

- In just his third season as head coach, Yeagley led Indiana to the 2012 NCAA title, the eighth championship in IU history. The Hoosiers became the first No. 16 seed to win the championship, compiling victories over Xavier, at No. 1 Notre Dame, at No. 9 North Carolina, No. 12 Creighton and No. 3 Georgetown during their tournament run.

- Yeagley was named 2012 Soccer America Coach of the Year as he and his father Jerry become the only father-son duo to have won Division I men's soccer championships.

#### Year-By-Year

- The 2015 season was another successful one for the Indiana Hoosiers. The team earned a berth to the NCAA Tournament for the 29th-straight season – the 40th overall for the program, posting a record of 13-5-3 and reaching the NCAA Tournament Round of 16.

- Among the highlights of the 2015 season was a 1-0 victory over Wisconsin on October 31, when Indiana became the fifth men's soccer program in NCAA Division I history to win 700 games. The Hoosiers are the fastest team to accomplish the feat, reaching the milestone in just 953 matches. UCLA was previously the fastest team to 700, winning in 962 games. IU joins the Bruins, Virginia, Saint Louis and Maryland in the 700-win club.

- Under Yeagley, Tanner Thompson was named Third-Team All-American by the National Soccer Coaches Association of American (NSCAA), while also being named the Big Ten Midfielder of the Year. Thompson was a First-Team All-American in 2014.

- Thompson was one of five Hoosiers to earn All-Big Ten honors in 2015. Along with Thompson, Femi Hollinger-Janzen and Grant Lillard were named First-Team All-Big Ten. Andrew Gutman was named Second-Team All-Big Ten, as well as to the All-Freshman Team, where he was joined by Francesco Moore.

- Following the 2015 season, Hollinger-Janzen was taken with the 51st overall selection by the New England Revolution in the third round of the Major League Soccer SuperDraft.

- Yeagley led the Hoosiers to the Big Ten Tournament title game in 2014 as Indiana posted a 12-5-5 record. The Hoosiers went on to make their 28th-consecutive NCAA Tournament appearance.

- Sophomore Tanner Thompson was named an NSCAA All-American and was a semifinalist for the MAC Hermann Trophy, while Grant Lillard took home Big Ten Freshman of the Year honors, the third such honoree in Yeagley's tenure. Thompson and Femi Hollinger-Janzen were first-team All-Big Ten selections, while Lillard was named to the second team.

- Senior defender Patrick Doody was a homegrown signee with the Chicago Fire after the 2014 season.

- Yeagley led Indiana to the 2013 Big Ten Tournament title, the school's first Tournament crown since 2006. That title assured IU of its 27th-straight NCAA Tournament.

- IU had the Big Ten Freshman of the Year (Tommy Thompson), while Thompson, A.J. Corrado, Nikita Kotlov and Jacob Bushue were second-team All-Big Ten honorees.

- Corrado (third round-San Jose Earthquakes) and Kotlov (fourth round-Portland Timbers) were selected in the 2014 Major League Soccer draft, while Tommy Thompson became Indiana's first player to sign an MLS Homegrown Contract, going to the Earthquakes.

- In 2012 seven Hoosiers earned All-Big Ten honors, led by Big Ten Offensive Player of the Year Eriq Zavaleta. A.J. Corrado joined Zavaleta on the All-Big Ten first team, while Nikita Kotlov, Jacob Bushue and Caleb Konstanski were second-team honorees. Femi Hollinger-Janzen and Richard Ballard were named to the all-freshman squad.

- Following the 2012 season the Hoosiers had a trio of Major League Soccer Draft picks. Zavaleta was selected 10th overall by the Seattle Sounders, while goalkeeper Luis Soffner was the 36th overall selection of the New England Revolution. Konstanski was taken by the Chicago Fire in the MLS Supplemental Draft.

- In 2011 the Hoosiers made their fourth-straight trip to the round of 16 in the NCAA Tournament, falling to eventual national champion UNC by a 1-0 score in overtime. IU posted a 13-4-5 overall record, outscoring opponents 39-19.

- Under Yeagley's direction in 2011 Indiana produced the Big Ten Freshman of the Year (Eriq Zavaleta) and five first-team All-Big Ten honorees (Zavaleta, Tommy Meyer, Chris Estridge, Nikita Kotlov, Alec Purdie). Meyer (LA Galaxy) and Estridge (Vancouver Whitecaps) were selected in the 2012 MLS SuperDraft, while Purdie was taken by the New England Revolution in the MLS Supplemental draft.

- Yeagley's first year in 2010 was a memorable one as he led Indiana to its first Big Ten regular season title since 2007, as well as its third-consecutive trip to the NCAA Tournament round of 16.



- In Yeagley's first season the Hoosiers saw marked improvement in their offensive production, with forward Will Bruin ranking among the nation's leaders in goals scored with 18. Bruin was named the Big Ten Offensive Player of the Year and was runner-up for the M.A.C. Hermann Trophy, as well as a first-team All-American. Yeagley also took home his first Big Ten Coach of the Year award.

- Following his inaugural season at the helm, three Hoosier players signed contracts with Major League Soccer. Bruin was the 11th overall pick of the Houston Dynamo, while defender Rich Balchan was taken 12th overall by the Columbus Crew. Midfielder Andy Adlard also signed a contract with the Crew.

- Yeagley returned to his Hoosier roots after one season as head coach at Wisconsin. At Wisconsin, Yeagley took the helm of a program that had won just one game in conference play the previous year.

- In Yeagley's year in Madison, the Badgers showed demonstrable improvement as the season rolled along. Wisconsin knocked off three conference opponents with wins over eventual NCAA Tournament teams in Northwestern, Ohio State and Michigan State. It also played NCAA participant UC Santa Barbara to a 1-1 tie at a neutral site. The Badgers tied Indiana for fourth place in the conference at 3-3 after finishing in last place (1-4-1) the year prior to Yeagley's arrival.

#### Assistant Coaching Career

- Yeagley's coaching career began at Indiana in 2003 as a volunteer assistant before taking over a full-time assistant position in 2004.

- Considered one of collegiate soccer's rising stars in the coaching ranks, College Soccer News rated Yeagley as one of the top-12 assistant coaches in the country in 2008.

- In 2002, Yeagley served as the Assistant General Manager for Columbus before returning to the Hoosiers.

#### Playing Career

- As a player, Yeagley was a four-time All-American at Indiana (1991-94) and in 1994 was named the Missouri Athletic Club National Player of the Year. During his stint as a student-athlete in Bloomington, Yeagley was a two-time Academic All-Big Ten honoree. He led the Hoosiers to three Big Ten titles (1991, 1992, 1994) and a 79-9-5 overall record.

- He remains third on IU's career assists list with 40, and shares the Big Ten single-season assists record with the 14 he recorded in 1993.

- After his playing days at Indiana, Yeagley also enjoyed a successful seven-year professional career in Major League Soccer with the Columbus Crew. Columbus advanced to the MLS Playoffs in five of Yeagley's seven seasons with the team and won the Lamar Hunt U.S. Open Cup in 2002.

#### Honors

- Since returning to his alma mater, Yeagley has produced 11 Major League Soccer Draft picks, two MLS Homegrown signees, 29 All-Big Ten honorees (15 first-team selections) and three Big Ten Player of the Year selections.

- Under Yeagley's direction the Hoosiers have had 54 Academic All-Big Ten honorees (8-2010; 10-2011; 12-2012; 13-2013; 12-2014; 9-2015). The Hoosiers have also had a CoSIDA Academic All-District selection in four of his six seasons (2010-Tyler McCarroll; 2011-Harrison Petts; 2012-A.J. Corrado; 2013 A.J. Corrado), as well as a third-team Academic All-America selection in A.J. Corrado (2013).

- The Hoosiers have been honored with an APR Public Recognition Award five times (2010, 2012, 2013, 2014, 2015), and earned a perfect APR score for the 2012-13 season.

- In 2015, Jack Griffith was given the prestigious Jack D. Tichenor Award, which is given annually to IU's top male and female student-athletes that hold the highest individual cumulative GPA among the entire Department of Athletics. Griffith is the fourth men's soccer student-athlete to earn the Tichenor Award, joining Barry T. Margolin (1987), Christopher Munroe (2005) and three-time winner Tyler McCarroll (2010-12).

#### Personal

- Yeagley is a member of the Indiana Soccer Hall of Fame and in 2013 was inducted into the Monroe County Hall of Fame and the IU Athletics Hall of Fame.

- Yeagley earned a Bachelor of Science degree in sociology from Indiana in 2002. He and his wife, Suzy, have three children: Ben (16), Grant (14) and Jay (11).

#### CAREER RECORD

**2009 (Wisconsin):** 7-9-2 (3-3-0 B1G)

**2010:** 10-8-2 (4-1-1 B1G) - Big Ten Regular Season Champions; NCAA Round of 16 (No. 14 seed)

**2011:** 13-4-5 (3-1-2 B1G) - NCAA Round of 16 (No. 9 seed)

**2012:** 16-5-3 (3-2-1 B1G) - NCAA Champions (No. 16 seed)

**2013:** 8-12-2 (2-4-0 B1G) - Big Ten Tournament Champions; NCAA Tournament

**2014:** 12-5-5 (3-3-2 B1G) - NCAA Tournament (No. 5 seed)

**2015:** 13-5-3 (4-3-1 B1G) - NCAA Round of 16 (No. 16 seed)

**2016:** 11-1-6 (3-0-5 B1G)

**TOTAL: 90-49-28 (25-17-12 B1G)**



## 2016 BOX SCORES



### Soccer Box Score (Final)

#### 2016 Indiana Men's Soccer

New Mexico vs #15 Indiana (Aug 26, 2016 at Notre Dame, Ind.)



New Mexico (0-1-0) vs.  
Indiana (1-0-0)  
Date: Aug 26, 2016 • Attendance: 1371  
Weather:

| Po #              | Player            | Sh | SO | G | A | Fo | Min |
|-------------------|-------------------|----|----|---|---|----|-----|
| gk 1              | BEAULIEU, Jason   | -  | -  | - | - | -  | 90  |
| d 2               | SMART, Tom        | -  | -  | - | - | -  | 90  |
| d 6               | ROCHOWSKI, Nichol | -  | -  | - | - | -  | 90  |
| m 7               | GOSS, Josh        | -  | -  | - | - | -  | 63  |
| f 9               | LAWRENCE, Luke    | 3  | 1  | - | - | -  | 41  |
| f 11              | HANSEN, Niko      | 2  | 1  | - | - | -  | 66  |
| m 12              | KHOURI, Patrick   | 1  | -  | - | - | -  | 68  |
| m 14              | WEHMAN, Chris     | 4  | 2  | - | - | -  | 76  |
| d 15              | GURULE, Chris     | -  | -  | - | - | -  | 90  |
| d 17              | HERRERA, Aaron    | -  | -  | - | - | -  | 90  |
| d 19              | CONSTANT, Matthew | 1  | -  | - | - | -  | 90  |
| -- Substitutes -- |                   |    |    |   |   |    |     |
| 5                 | DORSEY, Matt      | -  | -  | - | - | -  | 22  |
| 10                | BOYCE, Devin      | -  | -  | - | - | -  | 38  |
| 21                | SPANGENBERG, Sim  | -  | -  | - | - | -  | 20  |
| 23                | GLEADLE, Sam      | 1  | -  | - | - | -  | 56  |
| Totals            |                   | 12 | 4  | 0 | 0 | 14 |     |

| # | Goalkeepers     | Min   | GA | Saves |
|---|-----------------|-------|----|-------|
| 1 | BEAULIEU, Jason | 90:00 | 1  | 3     |

| Shots by period | 1 | 2 | Total |
|-----------------|---|---|-------|
| New Mexico      | 4 | 8 | 12    |
| Indiana         | 5 | 9 | 14    |

| Corner kicks | 1 | 2 | Total |
|--------------|---|---|-------|
| New Mexico   | 1 | 0 | 1     |
| Indiana      | 3 | 4 | 7     |

## Scoring summary:

| No. | Time  | Team | Goal scorer          | Assist       | Description |
|-----|-------|------|----------------------|--------------|-------------|
| 1.  | 89:30 | IND  | THOMPSON, Tanner (1) | Penalty kick |             |

## Cautions and ejections:

YC-IND #9 (68:08)

| Goals by period | 1 | 2 | Total |
|-----------------|---|---|-------|
| New Mexico      | 0 | 0 | 0     |
| Indiana         | 0 | 1 | 1     |

| Po #              | Player            | Sh | SO | G | A | Fo | Min |
|-------------------|-------------------|----|----|---|---|----|-----|
| gk 1              | WEBB, Colin       | -  | -  | - | - | -  | 90  |
| d 3               | CREVISTON, Derek  | -  | -  | - | - | -  | 90  |
| d 5               | LILLARD, Grant    | 3  | 1  | - | - | -  | 86  |
| f 9               | HYACENTH, Rashad  | -  | -  | - | - | -  | 51  |
| m 10              | THOMPSON, Tanner  | 2  | 2  | 1 | - | -  | 90  |
| m 13              | MOORE, Francesco  | -  | -  | - | - | -  | 76  |
| m 14              | FIVES, Phil       | -  | -  | - | - | -  | 44  |
| d 15              | GUTMAN, Andrew    | 2  | -  | - | - | -  | 90  |
| m 17              | GUTJAHN, Jeremiah | 2  | 1  | - | - | -  | 84  |
| f 18              | BALLARD, Richard  | -  | -  | - | - | -  | 60  |
| d 19              | BUCKMASTER, Rece  | -  | -  | - | - | -  | 90  |
| -- Substitutes -- |                   |    |    |   |   |    |     |
| 4                 | PALAZZOLO, A.J.   | 3  | -  | - | - | -  | 26  |
| 7                 | SWARTZ, Trevor    | 2  | -  | - | - | -  | 64  |
| 11                | THOMAS, Cory      | -  | -  | - | - | -  | 13  |
| 12                | PANCHOT, Austin   | -  | -  | - | - | -  | 17  |
| 16                | WEDDERBURN, Rees  | -  | -  | - | - | -  | 15  |
| 20                | MEHL, Timmy       | -  | -  | - | - | -  | 5   |
| Totals            |                   | 14 | 4  | 1 | 0 | 8  |     |

| # | Goalkeepers | Min   | GA | Saves |
|---|-------------|-------|----|-------|
| 1 | WEBB, Colin | 90:00 | 0  | 4     |

| Saves by period | 1 | 2 | Total |
|-----------------|---|---|-------|
| New Mexico      | 1 | 2 | 3     |
| Indiana         | 2 | 2 | 4     |

| Fouls      | 1 | 2 | Total |
|------------|---|---|-------|
| New Mexico | 5 | 9 | 14    |
| Indiana    | 4 | 4 | 8     |



### Soccer Box Score (Final)

#### 2016 Indiana Men's Soccer

UC Irvine vs #15 Indiana (Aug 28, 2016 at Notre Dame, Ind.)



UC Irvine (0-2-0) vs.  
Indiana (2-0-0)  
Date: Aug 28, 2016 • Attendance: 1308  
Weather:

| Po #              | Player               | Sh | SO | G | A | Fo | Min |
|-------------------|----------------------|----|----|---|---|----|-----|
| gk 18             | Farmer, Elliot       | -  | -  | - | - | -  | 90  |
| d 3               | Lara, Jorge          | -  | -  | - | - | -  | 90  |
| d 4               | Tilley, Matthew      | 2  | 1  | - | - | -  | 90  |
| m 8               | Leon, Luis           | -  | -  | - | - | -  | 36  |
| m 9               | Crisostomo, Daniel   | -  | -  | - | - | -  | 69  |
| m 10              | Ortiz, Mario         | -  | -  | - | - | -  | 74  |
| m 11              | Perez, Alda          | -  | -  | - | - | -  | 78  |
| d 15              | Janjigian, Thomas    | -  | -  | - | - | -  | 53  |
| f 17              | Carrillo, Christian  | 2  | 1  | - | - | -  | 57  |
| m 21              | Gaines, Noah         | -  | -  | - | - | -  | 80  |
| d 25              | Canales, Ivan        | -  | -  | - | - | -  | 37  |
| -- Substitutes -- |                      |    |    |   |   |    |     |
| 6                 | Ojuola, Armon        | -  | -  | - | - | -  | 30  |
| 7                 | Godoy, Giovanni      | 2  | 1  | - | - | -  | 56  |
| 12                | Silva, Felipe        | -  | -  | - | - | -  | 37  |
| 13                | Ortiz, Jose          | 2  | 1  | 1 | - | -  | 68  |
| 19                | McDermott, Randall   | -  | -  | - | - | -  | 44  |
| 27                | Gutierrez, Christian | -  | -  | - | - | -  | 11  |
| Totals            |                      | 8  | 4  | 1 | 0 | 21 |     |

| #  | Goalkeepers    | Min   | GA | Saves |
|----|----------------|-------|----|-------|
| 18 | Farmer, Elliot | 90:00 | 3  | 3     |

| Shots by period | 1 | 2  | Total |
|-----------------|---|----|-------|
| UC Irvine       | 5 | 3  | 8     |
| Indiana         | 3 | 12 | 15    |

| Corner kicks | 1 | 2 | Total |
|--------------|---|---|-------|
| UC Irvine    | 2 | 0 | 2     |
| Indiana      | 2 | 2 | 4     |

## Scoring summary:

| No. | Time  | Team | Goal scorer          | Assist           | Description                               |
|-----|-------|------|----------------------|------------------|---|
| 1.  | 21:22 | IND  | LILLARD, Grant (1)   | THOMPSON, Tanner |   |
| 2.  | 63:43 | UCI  | Ortiz, Jose (1)      | (unassisted)     | left foot 20 yds.                         |
| 3.  | 75:45 | IND  | THOMPSON, Tanner (2) | (unassisted)     | run down left side, 15 yds. center of box |
| 4.  | 89:52 | IND  | BALLARD, Richard (1) | (unassisted)     | slot left of box, 12 yds.                 |

## Cautions and ejections:

YC-UCI #8 (21:18)



### Soccer Box Score (Final)

#### 2016 Indiana Men's Soccer

#22 California vs #5 Indiana (Sep 02, 2016 at Bloomington, IN)



California (1-1-1) vs.  
Indiana (3-0-0)  
Date: Sep 02, 2016 • Attendance: 4007  
Weather: Clear, Mid-70s

| Po #              | Player               | Sh | SO | G | A | Fo | Min |
|-------------------|----------------------|----|----|---|---|----|-----|
| gk 1              | Klinsmann, Jonathan  | -  | -  | - | - | -  | 90  |
| d 2               | Lima, Nick           | 5  | 2  | 1 | - | -  | 90  |
| f 6               | Thierjung, Christian | 1  | -  | - | - | -  | 90  |
| d 7               | Haberkorn, Trevor    | 1  | -  | - | - | -  | 90  |
| f 9               | Salcedo, Paul        | -  | -  | - | - | -  | 68  |
| mf 10             | Carerra-Garcia, Jose | -  | -  | - | - | -  | 90  |
| mf 11             | Miranda, Jorge       | -  | -  | - | - | -  | 78  |
| d 21              | Morton, Joshua       | 1  | -  | - | - | -  | 90  |
| d 23              | O'Hara, Brian        | -  | -  | - | - | -  | 90  |
| mf 26             | Rebecchini, Ugo      | -  | -  | - | - | -  | 35  |
| d 30              | Junqua, Sam          | -  | -  | - | 1 | -  | 90  |
| -- Substitutes -- |                      |    |    |   |   |    |     |
| 3                 | Kadono, Shinya       | -  | -  | - | - | -  | 14  |
| 8                 | Macias, Javier       | 1  | 1  | - | - | -  | 46  |
| 12                | Locklear, Matt       | -  | -  | - | - | -  | 7   |
| 17                | Texter, Noah         | -  | -  | - | - | -  | 0   |
| 19                | Swakumar, Aravind    | -  | -  | - | - | -  | 38  |
| Totals            |                      | 9  | 3  | 1 | 1 | 11 |     |

| # | Goalkeepers         | Min   | GA | Saves |
|---|---------------------|-------|----|-------|
| 1 | Klinsmann, Jonathan | 90:00 | 2  | 6     |

| Shots by period | 1 | 2  | Total |
|-----------------|---|----|-------|
| California      | 7 | 2  | 9     |
| Indiana         | 9 | 13 | 22    |

| Corner kicks | 1 | 2 | Total |
|--------------|---|---|-------|
| California   | 2 | 1 | 3     |
| Indiana      | 7 | 4 | 11    |

## Scoring summary:

| No. | Time  | Team | Goal scorer          | Assist           | Description                                  |
|-----|-------|------|----------------------|------------------|--|
| 1.  | 43:37 | CAL  | Lima, Nick (3)       | Junqua, Sam      | shot from 30 yards out, deflected in         |
| 2.  | 75:22 | IND  | SWARTZ, Trevor (1)   | BALLARD, Richard | Ball sent in from left, headed into 6 yard b |
| 3.  | 78:15 | IND  | HYACENTH, Rashad (1) | THOMPSON, Tanner | finished to right post                       |
|     |       |      |                      | GUTMAN, Andrew   | ball crossed in from left, headed to right p |

## Cautions and ejections:

YC-CAL #10 (68:48)

| Goals by period | 1 | 2 | Total |
|-----------------|---|---|-------|
| California      | 1 | 0 | 1     |
| Indiana         | 0 | 2 | 2     |

| Po #              | Player            | Sh | SO | G | A | Fo | Min |
|-------------------|-------------------|----|----|---|---|----|-----|
| gk 1              | WEBB, Colin       | -  | -  | - | - | -  | 90  |
| d 2               | McCONNELL, Billy  | 1  | -  | - | - | -  | 90  |
| d 3               | CREVISTON, Derek  | -  | -  | - | - | -  | 90  |
| d 5               | LILLARD, Grant    | 2  | 2  | 1 | - | -  | 90  |
| f 9               | HYACENTH, Rashad  | 2  | 2  | 1 | - | -  | 62  |
| mf 10             | THOMPSON, Tanner  | 3  | 1  | - | - | -  | 87  |
| mf 13             | MOORE, Francesco  | -  | -  | - | - | -  | 90  |
| m 14              | FIVES, Phil       | 3  | 2  | - | - | -  | 50  |
| d 15              | GUTMAN, Andrew    | 2  | -  | - | - | -  | 90  |
| mf 17             | GUTJAHN, Jeremiah | 3  | -  | - | - | -  | 90  |
| f 18              | BALLARD, Richard  | 3  | 2  | - | - | -  | 74  |
| -- Substitutes -- |                   |    |    |   |   |    |     |
| 4                 | PALAZZOLO, A.J.   | 1  | -  | - | - | -  | 20  |
| 7                 | SWARTZ, Trevor    | 3  | 1  | 1 | - | -  | 29  |
| 12                | PANCHOT, Austin   | -  | -  | - | - | -  | 3   |
| 16                | WEDDERBURN, Rees  | -  | -  | - | - | -  | 15  |
| 19                | BUCKMASTER, Rece  | -  | -  | - | - | -  | 12  |
| 22                | BLACK, Ian        | -  | -  | - | - | -  | 8   |
| Totals            |                   | 22 | 8  | 2 | 4 | 8  |     |

| #  | Goalkeepers | Min   | GA | Saves |
|----|-------------|-------|----|-------|
| 1  | WEBB, Colin | 90:00 | 1  | 1     |
| TM | TEAM        | 0:00  | 0  | 1     |

| Saves by period | 1 | 2 | Total |
|-----------------|---|---|-------|
| California      | 3 | 3 | 6     |
| Indiana         | 2 | 0 | 2     |

| Fouls      | 1 | 2 | Total |
|------------|---|---|-------|
| California | 6 | 5 | 11    |
| Indiana    | 4 | 4 | 8     |



### Soccer Box Score (Final)

#### 2016 Indiana Men's Soccer

#5 Stanford vs #5 Indiana (Sep 04, 2016 at Bloomington, IN)



Stanford (0-1-3) vs.  
Indiana (3-0-1)  
Date: Sep 04, 2016 • Attendance: 4081  
Weather: Clear, mid 70's

| Po #              | Player               | Sh | SO | G | A | Fo | Min |
|-------------------|----------------------|----|----|---|---|----|-----|
| gk 1              | Epstein, Andrew      | -  | -  | - | - | -  | 110 |
| f 2               | Langsdorf, Foster    | 1  | -  | - | - | -  | 105 |
| d 3               | Beason, Tanner       | -  | -  | - | - | -  | 110 |
| d 4               | Hilliard-Arce, Tomas | 1  | 1  | - | - | -  | 110 |
| mf 7              | Marion, Bryce        | -  | -  | - | - | -  | 92  |
| d 8               | Nana-Sinkam, Brian   | -  | -  | - | - | -  | 110 |
| mf 10             | Baird, Corey         | -  | -  | - | - | -  | 81  |
| f 11              | Bashti, Amir         | 2  | 2  | - | - | -  | 72  |
| mf 12             | Skundrich, Drew      | -  | -  | - | - | -  | 110 |
| d 16              | Mosharrafa, Adam     | -  | -  | - | - | -  | 110 |
| mf 23             | Werner, Sam          | 1  | -  | - | - | -  | 88  |
| -- Substitutes -- |                      |    |    |   |   |    |     |
| 6                 | Hymen, Trevor        | -  | -  | - | - | -  | 10  |
| 15                | Gilbey, Jared        | -  | -  | - | - | -  | 37  |
| 17                | Alabi, Adrian        | 1  | 1  | - | - | -  | 35  |
| 29                | Waldeck, Derek       | -  | -  | - | - | -  | 30  |
| Totals            |                      | 6  | 4  | 0 | 0 | 18 |     |

| # | Goalkeepers     | Min    | GA | Saves |
|---|-----------------|--------|----|-------|
| 1 | Epstein, Andrew | 110:00 | 0  | 2     |

| Shots by period | 1 | 2 | OT | O2 | Total |
|-----------------|---|---|----|----|-------|
| Stanford        | 2 | 2 | 2  | 0  | 6     |
| Indiana         | 1 | 4 | 0  | 0  | 5     |

| Corner kicks | 1 | 2 | OT | O2 | Total |
|--------------|---|---|----|----|-------|
| Stanford     | 4 | 3 | 1  | 1  | 9     |
| Indiana      | 4 | 1 | 0  | 0  | 5     |

## Scoring summary:

| No.        | Time   | Team | Goal scorer        | Assist | Description |
|------------|--------|------|--------------------|--------|-------------|
| YC-IND #5  | 16:07  | IND  | SWARTZ, Trevor (1) |        |             |
| YC-STAN #2 | 44:19  | STAN | Waldeck, Derek (1) |        |             |
| YC-IND #2  | 110:00 | IND  | SWARTZ, Trevor (2) |        |             |

## Cautions and ejections:

YC-IND #5 (16:07); YC-STAN #16 (35:58); RC-IND #5 (42:42);  
YC-STAN #2 (44:19); YC-STAN #8 (54:19); YC-STAN #15 (75:23);  
YC-IND #2 (110:00)

## INDIANA SOCCER

## No. 3 INDIANA VS. No. 18 WISCONSIN

## 2016 BOX SCORES



**Soccer Box Score (Final)**  
**2016 Indiana Men's Soccer**  
 #2 Maryland vs #4 Indiana (Sep 09, 2016 at Bloomington, IN)



Maryland (3-0-2) vs.  
 Indiana (3-0-2)  
 Date: Sep 09, 2016 • Attendance: 3038  
 Weather: Partly cloudy, mid to high 70's

| Po #              | Player            | Sh | SO | G | A | Fo | Min |
|-------------------|-------------------|----|----|---|---|----|-----|
| gk 1              | Niedermeier, Cody | -  | -  | - | - | -  | 110 |
| d 4               | Crognale, Alex    | 3  | 1  | 1 | - | -  | 110 |
| d 5               | Dainkehl, Suli    | 1  | -  | - | - | -  | 110 |
| f 8               | Wild, Gordon      | 5  | 2  | - | - | -  | 105 |
| f 9               | Elney, Sebastian  | -  | -  | - | - | -  | 77  |
| mf 10             | Seljdic, Amar     | 1  | -  | - | - | -  | 89  |
| mf 12             | Rozhansky, Jake   | -  | -  | - | - | -  | 72  |
| mf 17             | Calix, Jorge      | -  | -  | - | - | -  | 31  |
| d 22              | Silva, Diego      | -  | -  | - | - | -  | 64  |
| mf 25             | Albrecht, Cody    | -  | -  | - | - | -  | 54  |
| d 28              | Odoi-Atsem, Chris | 2  | -  | - | - | -  | 110 |
| -- Substitutes -- |                   |    |    |   |   |    |     |
| 2                 | Pines, Donovan    | -  | -  | 1 | - | -  | 32  |
| 6                 | Campbell, George  | -  | -  | - | - | -  | 40  |
| 7                 | Smith, Connor     | -  | -  | - | - | -  | 11  |
| 11                | Reeves, D.J.      | 1  | -  | - | - | -  | 65  |
| 13                | Samuels, Andrew   | -  | -  | - | - | -  | 70  |
| 20                | Levee, Luca       | -  | -  | - | - | -  | 9   |
| 23                | Kelly, Keegan     | -  | -  | - | - | -  | 21  |
| 26                | Korvah, Emmanuel  | 1  | 1  | - | - | -  | 19  |
| Totals            |                   | 14 | 4  | 1 | 1 | 9  |     |

| #               | Goalkeepers       | Min    | GA | Saves |       |
|-----------------|-------------------|--------|----|-------|-------|
| 1               | Niedermeier, Cody | 110:00 | 1  | 4     |       |
| Shots by period |                   |        |    |       |       |
|                 | 1                 | 2      | OT | O2    | Total |
| Maryland        | 6                 | 6      | 2  | 0     | 14    |
| Indiana         | 8                 | 8      | 0  | 0     | 16    |
| Corner kicks    |                   |        |    |       |       |
|                 | 1                 | 2      | OT | O2    | Total |
| Maryland        | 3                 | 2      | 0  | 0     | 5     |
| Indiana         | 3                 | 5      | 0  | 1     | 9     |

## Scoring summary:

| No. | Time  | Team | Goal scorer          | Assist         | Description   |
|-----|-------|------|----------------------|----------------|---|
| 1.  | 6:23  | IND  | BALLARD, Richard (2) | GUTMAN, Andrew | Shot by 15 from penalty spot (blocked), r shot from 6yd box |
| 2.  | 86:58 | UMD  | Crognale, Alex (2)   | Pines, Donovan | long serve from back, headed across box, kick 6yds out by 4 |

## Cautions and ejections:

YC-UMD #13 (76:48); YC-IND #2 (77:13)



**Soccer Box Score (Final)**  
**2016 Indiana Men's Soccer**  
 #3 Indiana vs Michigan (Sep 14, 2016 at Ann Arbor, Mich.)



Indiana (0-3-3, 0-2-0)  
 Michigan (0-3-3, 0-2-0)  
 Date: Sep 14, 2016 • Attendance: 1604  
 Weather: 65 degrees, slight breeze

| Po #              | Player           | Sh | SO | G | A | Fo | Min |
|-------------------|------------------|----|----|---|---|----|-----|
| gk 1              | WEBB, Colin      | -  | -  | - | - | -  | 90  |
| d 2               | McCONNELL, Billy | 1  | 1  | 1 | - | -  | 26  |
| d 3               | CREVISTON, Derek | -  | -  | - | - | -  | 90  |
| d 5               | LILLARD, Grant   | -  | -  | - | - | -  | 90  |
| m 7               | SWARTZ, Trevor   | -  | -  | - | - | -  | 90  |
| f 9               | HYACENTH, Rashad | 2  | -  | - | 1 | -  | 54  |
| m 10              | THOMPSON, Tanner | 1  | 1  | - | - | -  | 82  |
| m 13              | MOORE, Francesco | -  | -  | - | - | -  | 90  |
| d 14              | FIVES, Phil      | -  | -  | - | - | -  | 78  |
| d 15              | GUTMAN, Andrew   | 1  | -  | - | - | -  | 90  |
| m 18              | BALLARD, Richard | 1  | 1  | 1 | 1 | -  | 60  |
| -- Substitutes -- |                  |    |    |   |   |    |     |
| 6                 | GRIFFITH, Jack   | 1  | -  | - | 1 | -  | 15  |
| 11                | THOMAS, Cory     | -  | -  | - | - | -  | 46  |
| 12                | PANCHOT, Austin  | -  | -  | - | - | -  | 13  |
| 16                | WEDDERBURN, Rees | 1  | 1  | - | - | -  | 12  |
| 19                | BUCKMASTER, Rees | -  | -  | - | - | -  | 64  |
| Totals            |                  | 8  | 4  | 2 | 3 | 11 |     |

| #               | Goalkeepers | Min   | GA | Saves |
|-----------------|-------------|-------|----|-------|
| 1               | WEBB, Colin | 90:00 | 0  | 4     |
| Shots by period |             |       |    |       |
|                 | 1           | 2     | OT | Total |
| Indiana         | 4           | 4     | -  | 8     |
| Michigan        | 5           | 7     | -  | 12    |
| Corner kicks    |             |       |    |       |
|                 | 1           | 2     | OT | Total |
| Indiana         | 4           | 2     | -  | 6     |
| Michigan        | 2           | 2     | -  | 4     |

## Scoring summary:

| No. | Time  | Team | Goal scorer          | Assist           | Description                                |
|-----|-------|------|----------------------|------------------|--|
| 1.  | 26:22 | IND  | McCONNELL, Billy (1) | HYACENTH, Rashad | cross inside the box from right wing, scru |
| 2.  | 77:30 | IND  | BALLARD, Richard (3) | GRIFFITH, Jack   | 6 off rebound on initial save on volley    |

## Cautions and ejections:

YC-MICH #15 (71:33); YC-IND #10 (71:49); YC-MICH #4 (84:26)



**Soccer Box Score (Final)**  
**2016 Indiana Men's Soccer**  
 Northwestern vs #3 Indiana (Sep 18, 2016 at Bloomington, IN)



Northwestern (1-5-1, 0-2-1) vs.  
 Indiana (4-0-3, 1-0-2)  
 Date: Sep 18, 2016 • Attendance: 1685  
 Weather: Mostly sunny, low 80s

| Po #              | Player           | Sh | SO | G | A | Fo | Min |
|-------------------|------------------|----|----|---|---|----|-----|
| gk 0              | Robbie White     | -  | -  | - | - | -  | 110 |
| d 4               | Nathan Dearth    | -  | -  | - | - | -  | 110 |
| mf 5              | Camden Buescher  | -  | -  | - | - | -  | 90  |
| f 9               | Elo Ouzumba      | -  | -  | - | - | -  | 78  |
| d 13              | Willis Griffith  | -  | -  | - | - | -  | 110 |
| mf 14             | Matt Moderwell   | -  | -  | - | - | -  | 38  |
| d 17              | Mattias Tomasino | -  | -  | - | - | -  | 100 |
| mf 18             | Sean Lynch       | -  | -  | - | - | -  | 25  |
| mf 19             | Jeffrey Hopson   | 1  | 1  | - | - | -  | 104 |
| f 23              | Getenet Tuji     | -  | -  | - | - | -  | 20  |
| mf 24             | Drew Rosenberg   | -  | -  | - | - | -  | 110 |
| -- Substitutes -- |                  |    |    |   |   |    |     |
| 6                 | Riley Kellher    | -  | -  | - | - | -  | 65  |
| 7                 | Sam Forsgren     | -  | -  | - | - | -  | 27  |
| 11                | Jake Roberge     | -  | -  | - | - | -  | 4   |
| 12                | Shannon Seymour  | 1  | -  | - | - | -  | 31  |
| 16                | Mike Roberge     | 1  | -  | - | - | -  | 81  |
| 20                | Ty Seager        | -  | -  | - | - | -  | 31  |
| 21                | John Moderwell   | -  | -  | - | - | -  | 61  |
| 22                | Emmett Gordon    | -  | -  | - | - | -  | 18  |
| Totals            |                  | 3  | 1  | 0 | 0 | 10 |     |

| #               | Goalkeepers  | Min    | GA | Saves |       |
|-----------------|--------------|--------|----|-------|-------|
| 0               | Robbie White | 110:00 | 0  | 6     |       |
| Shots by period |              |        |    |       |       |
|                 | 1            | 2      | OT | O2    | Total |
| Northwestern    | 2            | 0      | 0  | 1     | 3     |
| Indiana         | 9            | 17     | 2  | 0     | 28    |
| Corner kicks    |              |        |    |       |       |
|                 | 1            | 2      | OT | O2    | Total |
| Northwestern    | 2            | 1      | 1  | 0     | 4     |
| Indiana         | 4            | 5      | 3  | 0     | 12    |

## Scoring summary:

| No. | Time | Team | Goal scorer | Assist | Description |
|-----|------|------|-------------|--------|-------------|
|-----|------|------|-------------|--------|-------------|

## Cautions and ejections:

YC-NU #23 (13:31)



**Soccer Box Score (Final)**  
**2016 Indiana Men's Soccer**  
 IUPUI vs #4 Indiana (Sep 20, 2016 at Bloomington, IN)



IUPUI (0-6-0) vs.  
 Indiana (5-0-3)  
 Date: Sep 20, 2016 • Attendance: 1306  
 Weather: Clear, high 70s

| Po #              | Player          | Sh | SO | G | A | Fo | Min |
|-------------------|-----------------|----|----|---|---|----|-----|
| gk 1              | Josh Gray       | -  | -  | - | - | -  | 90  |
| mf 8              | Joshua Ayala    | -  | -  | - | - | -  | 65  |
| f 9               | Uriel Macias    | -  | -  | - | - | -  | 68  |
| mf 10             | Cristian Soto   | 2  | -  | - | - | -  | 86  |
| d 12              | Ben Thornton    | -  | -  | - | - | -  | 90  |
| mf 15             | Alan Aguilar    | -  | -  | - | - | -  | 78  |
| d 20              | Kayode Tyler    | -  | -  | - | - | -  | 77  |
| f 22              | Sean Siasia     | -  | -  | - | - | -  | 69  |
| d 25              | Nick Anderson   | -  | -  | - | - | -  | 90  |
| d 27              | Jordan Parron   | -  | -  | - | - | -  | 90  |
| mf 28             | Pedro Valladao  | -  | -  | - | - | -  | 69  |
| -- Substitutes -- |                 |    |    |   |   |    |     |
| 2                 | Trevor Semakula | -  | -  | - | - | -  | 40  |
| 6                 | Pape Ndiaye     | -  | -  | - | - | -  | 35  |
| 14                | Jared O'Dell    | -  | -  | - | - | -  | 17  |
| 19                | Yan Souza       | -  | -  | - | - | -  | 34  |
| Totals            |                 | 2  | 0  | 0 | 0 | 11 |     |

| #               | Goalkeepers | Min   | GA | Saves |
|-----------------|-------------|-------|----|-------|
| 1               | Josh Gray   | 90:00 | 2  | 8     |
| Shots by period |             |       |    |       |
|                 | 1           | 2     | OT | Total |
| IUPUI           | 1           | 1     | -  | 2     |
| Indiana         | 17          | 19    | -  | 36    |
| Corner kicks    |             |       |    |       |
|                 | 1           | 2     | OT | Total |
| IUPUI           | 1           | 1     | -  | 2     |
| Indiana         | 9           | 3     | -  | 12    |

## Scoring summary:

| No. | Time  | Team | Goal scorer          | Assist                        | Description                                       |
|-----|-------|------|----------------------|-------------------------------|---|
| 1.  | 11:09 | IND  | BALLARD, Richard (4) | WEDDERBURN, Rees              | ball crossed in from endline, finished from yards |
| 2.  | 74:00 | IND  | THOMPSON, Tanner (3) | BUCKMASTER, Rees (unassisted) | Curled shot from 20 to far right post.            |

## Cautions and ejections:

YC-IUPUI #22 (73:06)



## 2016 BOX SCORES



### Soccer Box Score (Final)

#### 2016 Indiana Men's Soccer

#7 Indiana vs #2 Louisville (Oct 11, 2016 at Louisville, Ky.)



Indiana (8-1-4) vs.  
Louisville (9-2-2)  
Date: Oct 11, 2016 • Attendance: 2766  
Weather: 74, Mostly Clear | Wind: S 8 MPH

| Po #              | Player            | Sh | SO | G | A | Fo | Min |
|-------------------|-------------------|----|----|---|---|----|-----|
| gk 1              | WEBB, Colin       | -  | -  | - | - | -  | 90  |
| 2                 | McCONNELL, Billy  | -  | -  | - | - | -  | 90  |
| 3                 | CREVISTON, Derek  | -  | -  | - | - | -  | 90  |
| 5                 | LILLARD, Grant    | 1  | 1  | 1 | - | -  | 90  |
| 7                 | SWARTZ, Trevor    | 1  | 1  | 1 | - | -  | 90  |
| 10                | THOMPSON, Tanner  | 1  | -  | - | - | -  | 88  |
| 12                | PANCHOT, Austin   | 1  | -  | - | - | -  | 48  |
| 14                | FIVES, Phil       | -  | -  | - | - | -  | 84  |
| 15                | GUTMAN, Andrew    | -  | -  | - | - | -  | 90  |
| 17                | GUTJAHR, Jeremiah | 1  | -  | 1 | - | -  | 75  |
| 18                | BALLARD, Richard  | -  | -  | - | - | -  | 82  |
| -- Substitutes -- |                   |    |    |   |   |    |     |
| 6                 | GRIFFITH, Jack    | -  | -  | - | - | -  | 10  |
| 9                 | HYACENTH, Rashad  | -  | -  | - | - | -  | 15  |
| 11                | THOMAS, Cory      | 2  | -  | - | - | -  | 24  |
| 19                | BUCKMASTER, Rece  | -  | -  | - | - | -  | 24  |
| 20                | MEHL, Timmy       | -  | -  | - | - | -  | 0+  |
| Totals            |                   | 7  | 2  | 2 | 1 | 12 |     |

| # | Goalkeepers | Min   | GA | Saves |
|---|-------------|-------|----|-------|
| 1 | WEBB, Colin | 90:00 | 1  | 3     |

| Shots by period | 1 | 2 | Total |
|-----------------|---|---|-------|
| Indiana         | 2 | 5 | 7     |
| Louisville      | 6 | 7 | 13    |

| Corner kicks | 1 | 2 | Total |
|--------------|---|---|-------|
| Indiana      | 0 | 0 | 0     |
| Louisville   | 3 | 4 | 7     |

## Scoring summary:

| No. | Time  | Team | Goal scorer        | Assist            | Description  |
|-----|-------|------|--------------------|-------------------|--|
| 1.  | 11:41 | IND  | LILLARD, Grant (2) | GUTJAHR, Jeremiah | Cross from right into 6-yard box; finished far right post.   |
| 2.  | 17:34 | LOU  | Tate Schmitt (3)   | Tim Kubel         | Header from 8 yards, center of box; finish inside left post. |
| 3.  | 45:52 | IND  | SWARTZ, Trevor (3) | Penalty kick      |  |

Cautions and ejections:  
YC-IND #14 (63:53); YC-LOU #2 (87:07); YC-LOU #27 (89:55)



### Soccer Box Score (Final)

#### 2016 Indiana Men's Soccer

#4 Indiana vs Wisconsin (Oct 21, 2016 at Madison, Wis.)



Indiana (8-1-6, 2-0-5) vs.  
Wisconsin (8-3-3, 3-2-2)  
Date: Oct 21, 2016 • Attendance: 1812  
Weather:

| Po #              | Player            | Sh | SO | G | A | Fo | Min   |
|-------------------|-------------------|----|----|---|---|----|-------|
| gk 30             | LOMELI, Christian | -  | -  | - | - | -  | 110   |
| d 2               | McCONNELL, Billy  | -  | -  | - | - | -  | 110   |
| d 5               | LILLARD, Grant    | -  | -  | - | - | -  | 110   |
| m 7               | SWARTZ, Trevor    | 6  | 2  | - | - | -  | 1105  |
| m 10              | THOMPSON, Tanner  | 3  | 1  | - | - | -  | 1100  |
| d 13              | MOORE, Francesco  | -  | -  | - | - | -  | 110   |
| d 14              | FIVES, Phil       | -  | -  | - | - | -  | 1 47  |
| d 15              | GUTMAN, Andrew    | -  | -  | - | - | -  | 110   |
| m 17              | GUTJAHR, Jeremiah | 1  | 1  | - | - | -  | 45    |
| m 18              | BALLARD, Richard  | 1  | -  | - | - | -  | 88    |
| d 20              | MEHL, Timmy       | 1  | -  | - | - | -  | 1 110 |
| -- Substitutes -- |                   |    |    |   |   |    |       |
| 9                 | HYACENTH, Rashad  | -  | -  | - | - | -  | 27    |
| 11                | THOMAS, Cory      | -  | -  | - | - | -  | 18    |
| 12                | PANCHOT, Austin   | 1  | 1  | - | - | -  | 75    |
| 19                | BUCKMASTER, Rece  | 1  | 1  | - | - | -  | 45    |
| Totals            |                   | 14 | 6  | 0 | 0 | 9  |       |

| #  | Goalkeepers       | Min    | GA | Saves |
|----|-------------------|--------|----|-------|
| 30 | LOMELI, Christian | 110:00 | 0  | 5     |

| Shots by period | 1  | 2 | O2 | Total |
|-----------------|----|---|----|-------|
| Indiana         | 2  | 5 | 4  | 14    |
| Wisconsin       | 11 | 6 | 0  | 18    |

| Corner kicks | 1 | 2 | O2 | Total |
|--------------|---|---|----|-------|
| Indiana      | 1 | 4 | 0  | 4     |
| Wisconsin    | 4 | 2 | 0  | 1     |

## Scoring summary:

| No. | Time | Team | Goal scorer | Assist | Description |
|-----|------|------|-------------|--------|-------------|
|-----|------|------|-------------|--------|-------------|

Cautions and ejections:

| Goals by period | 1 | 2 | Total |
|-----------------|---|---|-------|
| Indiana         | 1 | 1 | 2     |
| Louisville      | 1 | 0 | 1     |

| Po #              | Player            | Sh | SO | G | A | Fo | Min |
|-------------------|-------------------|----|----|---|---|----|-----|
| gk 30             | Stefan Cleveland  | -  | -  | - | - | -  | 90  |
| d 2               | M. DeGraffenreidt | -  | -  | - | - | -  | 90  |
| m 5               | Jack Gayton       | 1  | -  | - | - | -  | 90  |
| m 6               | Geoffrey Dee      | 2  | 1  | - | - | -  | 90  |
| m 8               | Romilio Hernandez | 1  | -  | - | - | -  | 45  |
| m 9               | Tate Schmitt      | 3  | 1  | 1 | - | -  | 86  |
| f 10              | Mohamed Thlaw     | 2  | 1  | - | - | -  | 79  |
| m 14              | Daniel Johnson    | -  | -  | - | - | -  | 63  |
| d 20              | Cody Cochran      | -  | -  | - | - | -  | 78  |
| d 24              | Joey Kunkel       | -  | -  | - | - | -  | 90  |
| d 27              | Tim Kubel         | 2  | -  | - | - | -  | 86  |
| -- Substitutes -- |                   |    |    |   |   |    |     |
| 7                 | Grant Hollkamp    | -  | -  | - | - | -  | 10  |
| 12                | Cherif Dieye      | -  | -  | - | - | -  | 25  |
| 16                | Ricardo Oliveros  | 2  | 1  | - | - | -  | 11  |
| 18                | Danny Reynolds    | -  | -  | - | - | -  | 12  |
| Totals            |                   | 13 | 4  | 1 | 1 | 13 |     |

| #  | Goalkeepers      | Min   | GA | Saves |
|----|------------------|-------|----|-------|
| 30 | Stefan Cleveland | 90:00 | 2  | 0     |

| Saves by period | 1 | 2 | Total |
|-----------------|---|---|-------|
| Indiana         | 2 | 1 | 3     |
| Louisville      | 0 | 0 | 0     |

| Fouls      | 1 | 2 | Total |
|------------|---|---|-------|
| Indiana    | 5 | 7 | 12    |
| Louisville | 8 | 5 | 13    |



### Soccer Box Score (Final)

#### 2016 Indiana Men's Soccer

#7 Indiana vs Ohio State (Oct 15, 2016 at Columbus, Ohio)



Indiana (8-1-5, 2-0-4 B1G) vs.  
Ohio State (4-9-1, 2-3-1 B1G)  
Date: Oct 15, 2016 • Attendance: 882  
Weather: 72 degrees, partly sunny

| Po #              | Player            | Sh | SO | G | A | Fo | Min   |
|-------------------|-------------------|----|----|---|---|----|-------|
| gk 1              | WEBB, Colin       | -  | -  | - | - | -  | 110   |
| d 2               | McCONNELL, Billy  | 1  | 1  | 1 | 1 | 2  | 110   |
| d 3               | CREVISTON, Derek  | -  | -  | - | - | -  | 1 45  |
| d 5               | LILLARD, Grant    | -  | -  | - | - | -  | 2 110 |
| m 7               | SWARTZ, Trevor    | 1  | -  | - | - | -  | 1 96  |
| m 10              | THOMPSON, Tanner  | 2  | 1  | - | - | -  | 3 104 |
| d 13              | MOORE, Francesco  | -  | -  | - | - | -  | 1 83  |
| d 14              | FIVES, Phil       | 3  | 1  | - | - | -  | 7 86  |
| d 15              | GUTMAN, Andrew    | 4  | 2  | - | - | -  | 97    |
| m 17              | GUTJAHR, Jeremiah | 1  | 1  | 1 | - | -  | 1 56  |
| m 18              | BALLARD, Richard  | 1  | 1  | - | - | -  | 2 72  |
| -- Substitutes -- |                   |    |    |   |   |    |       |
| 9                 | HYACENTH, Rashad  | -  | -  | - | - | -  | 3 10  |
| 11                | THOMAS, Cory      | -  | -  | - | - | -  | 1 65  |
| 12                | PANCHOT, Austin   | -  | -  | - | - | -  | 1 81  |
| 16                | WEDDERBURN, Rees  | 1  | -  | - | - | -  | 1 15  |
| 19                | BUCKMASTER, Rece  | -  | -  | - | - | -  | 1 10  |
| 20                | MEHL, Timmy       | -  | -  | - | - | -  | 3 65  |
| Totals            |                   | 14 | 7  | 2 | 3 | 28 |       |

| # | Goalkeepers | Min    | GA | Saves |
|---|-------------|--------|----|-------|
| 1 | WEBB, Colin | 110:00 | 2  | 1     |

| Shots by period | 1 | 2 | O2 | Total |
|-----------------|---|---|----|-------|
| Indiana         | 4 | 8 | 1  | 14    |
| Ohio State      | 3 | 1 | 0  | 5     |

| Corner kicks | 1 | 2 | O2 | Total |
|--------------|---|---|----|-------|
| Indiana      | 0 | 4 | 0  | 4     |
| Ohio State   | 0 | 2 | 0  | 1     |

## Scoring summary:

| No. | Time  | Team | Goal scorer           | Assist           | Description                           |
|-----|-------|------|-----------------------|------------------|---------------------------------------|
| 1.  | 4:24  | OSU  | Kohl, Nate (5)        | (unassisted)     | off deflection of failed clear        |
| 2.  | 17:52 | IND  | GUTJAHR, Jeremiah (1) | McCONNELL, Billy | near corner, headed in five yards out |
| 3.  | 19:39 | OSU  | Fitzpatrick, Ben (2)  | MOORE, Francesco | played in top of box, 12 yards out    |
| 4.  | 82:34 | IND  | McCONNELL, Billy (2)  | THOMAS, Cory     | deflection, back right of net         |

Cautions and ejections:  
YC-IND #14 (58:22); YC-OSU #27 (74:14); YC-IND #2 (74:14);  
YC-IND #10 (78:26); YC-IND #9 (81:53)

| Goals by period | 1 | 2 | O2 | Total |
|-----------------|---|---|----|-------|
| Indiana         | 1 | 1 | 0  | 2     |
| Ohio State      | 2 | 0 | 0  | 2     |

| Po #              | Player            | Sh | SO | G | A | Fo | Min    |
|-------------------|-------------------|----|----|---|---|----|--------|
| gk 1              | Siegfried, Parker | -  | -  | - | - | -  | 110    |
| d 5               | Logue, Niall      | 1  | -  | - | - | -  | 1 110  |
| d 6               | Robertson, Hunter | -  | -  | - | - | -  | - 102  |
| m 7               | Fitzpatrick, Ben  | 1  | 1  | 1 | - | -  | 1 110  |
| m 10              | Chancy, Henry     | -  | -  | - | - | -  | - 49   |
| d 11              | Bergstrom, Austin | -  | -  | - | - | -  | - 110  |
| d 12              | Kidwell, Tyler    | 1  | 1  | - | - | -  | 2 94   |
| f 13              | Soldat, Christian | 1  | -  | - | - | -  | 3 103  |
| d 20              | Dichian, Michael  | -  | -  | - | - | -  | - 110  |
| m 26              | Mohamed, Abdi     | -  | -  | - | - | -  | - 110  |
| f 27              | Kohl, Nate        | 1  | 1  | 1 | 1 | 1  | 84     |
| -- Substitutes -- |                   |    |    |   |   |    |        |
| 3                 | Lombard, Andrew   | -  | -  | - | - | -  | 1 84   |
| 15                | Nichols, Alex     | -  | -  | - | - | -  | - 7    |
| 17                | Kossaka, Leo      | -  | -  | - | - | -  | - 1    |
| 21                | Duska, Jacob      | -  | -  | - | - | -  | - 1 26 |
| Totals            |                   | 5  | 3  | 2 | 1 | 12 |        |

| # | Goalkeepers       | Min    | GA | Saves |
|---|-------------------|--------|----|-------|
| 1 | Siegfried, Parker | 110:00 | 2  | 1     |

| Saves by period | 1 | 2 | O2 | Total |
|-----------------|---|---|----|-------|
| Indiana         | 0 | 1 | 0  | 1     |
| Ohio State      | 1 | 3 | 0  | 5     |

| Fouls      | 1 | 2  | O2 | Total |
|------------|---|----|----|-------|
| Indiana    | 6 | 16 | 3  | 3     |
| Ohio State | 6 | 4  | 2  | 0     |



### Soccer Box Score (Final)

#### 2016 Indiana Men's Soccer

Saint Louis vs #5 Indiana (Oct 25, 2016 at Bloomington, IN)



Saint Louis (7-5-3) vs.  
Indiana (9-1-6)  
Date: Oct 25, 2016 • Attendance: 1530  
Weather:

| Po #              | Player             | Sh | SO | G | A | Fo | Min |
|-------------------|--------------------|----|----|---|---|----|-----|
| gk 30             | YEAGER, Ben        | -  | -  | - | - | -  | 45  |
| d 2               | RIVERS-HARDWARE    | -  | -  | - | - | -  | 90  |
| mf 3              | KARCHER, Max       | -  | -  | - | - | -  | 90  |
| d 4               | RICHARDS, Akeem    | -  | -  | - | - | -  | 45  |
| mf 6              | HEIN, Lennart      | 1  | -  | - | - | -  | 45  |
| mf 7              | SAAD, Joe          | 1  | -  | - | - | -  | 67  |
| mf 10             | CORBETT, Duncan    | -  | -  | - | - | -  | 45  |
| d 12              | HEIDER, Constantin | -  | -  | - | - | -  | 64  |
| d 16              | MURANA, Quavvum    | -  | -  | - | - | -  | 45  |
| f 17              | MINORS, Jair       | -  | -  | - | - | -  | 48  |
| mf 18             | MOHAMMED, Saadiq   | 1  | -  | - | - | -  | 22  |
| -- Substitutes -- |                    |    |    |   |   |    |     |
| 5                 | GIESEKE, Julian    | -  | -  | - | - | -  | 45  |
| 8                 | SARR, Patrick      | 1  | -  | - | - | -  | 45  |
| 9                 | GRAY, Carson       | -  | -  | - | - | -  | 24  |
| 11                | NOVAES, Leo        | 2  | 1  | - | - | -  | 68  |
| 15                | HERNANDEZ, Jair    | -  | -  | - | - | -  | 45  |
| 21                | BROWN, Anthony     | -  | -  | - | - | -  | 44  |
| 23                | OWENS, Grant       | -  | -  | - | - | -  | 24  |
| 24                | MURPHY, Noah       | -  | -  | - | - | -  | 44  |
| 29                | FREDERKING, Ty     | -  | -  | - | - | -  | 45  |
| Totals            |                    | 6  | 1  | 0 | 0 | 9  |     |

| #  | Goalkeepers    | Min   | GA | Saves |
|----|----------------|-------|----|-------|
| 30 | YEAGER, Ben    | 45:00 | 4  | 0     |
| 29 | FREDERKING, Ty | 45:00 | 1  | 0     |

| Shots by period | 1  | 2 | Total |
|-----------------|----|---|-------|
| Saint Louis     | 3  | 3 | 6     |
| Indiana         | 10 | 3 | 13    |

| Corner kicks | 1 | 2 | Total |
|--------------|---|---|-------|
| Saint Louis  | 1 | 3 | 4     |
| Indiana      | 3 | 4 | 7     |

## Scoring summary:

| No. | Time  | Team | Goal scorer          | Assist           | Description  |
|-----|-------|------|----------------------|------------------|--|
| 1.  | 21:57 | IND  | THOMPSON, Tanner (5) | LILLARD, Grant   | Ball misplayed in back, 10 flicks over GK f left.      |
| 2.  | 33:41 | IND  | PANCHOT, Austin (2)  | McCONNELL, Billy | 2 knocks down, passes to 20, slots to 12, to left post |
| 3.  | 35:44 | IND  | THOMPSON, Tanner (6) | MEHL, Timmy      | 19 flicks on to 4, who slots it to 10 from 1 yards     |
| 4.  | 42:54 | IND  | THOMPSON, Tanner (7) | BUCKMASTER, Rece | Shot from 15 yards, beats Gk to near post              |
| 5.  | 63:10 | IND  | GUTMAN, Andrew (1)   | (unassisted)     | free kick played to back post, 15 finishes post        |

Cautions and ejections:



## 2016 BOX SCORES



**Soccer Box Score (Final)**  
**2016 Indiana Men's Soccer**  
 #13 Michigan State vs #5 Indiana (Oct 30, 2016 at Bloomington, IN)



Michigan State (12-4-1, 4-3-1 B1G) vs.  
 Indiana (10-1-6, 3-0-5 B1G)  
 Date: Oct 30, 2016 • Attendance: 1907  
 Weather: Mostly sunny, high 60s

| Po #              | Player             | Sh | SO | G | A | Fo | Min |
|-------------------|--------------------|----|----|---|---|----|-----|
| gk 1              | Hague, Jimmy       | -  | -  | - | - | -  | 90  |
| d 3               | Fiscus, Jimmy      | -  | -  | - | - | -  | 90  |
| f 7               | Barone, Hunter     | -  | -  | - | - | -  | 58  |
| d 8               | Centala, Brad      | -  | -  | - | - | -  | 86  |
| f 10              | Barone, Giuseppe   | 3  | 1  | - | - | -  | 90  |
| f 11              | Sierakowski, Ryan  | 3  | 2  | 1 | - | -  | 78  |
| d 14              | Lewis, Dewey       | -  | -  | - | - | -  | 90  |
| d 16              | Corrigan, Connor   | 1  | -  | - | - | -  | 90  |
| d 17              | Wetungu, Michael   | -  | -  | - | - | -  | 90  |
| mf 18             | Winterfield, Brian | -  | -  | - | - | -  | 32  |
| mf 22             | Krollicki, Ken     | -  | -  | - | - | -  | 78  |
| -- Substitutes -- |                    |    |    |   |   |    |     |
| 2                 | Scott, Ryan        | 1  | -  | - | - | -  | 4   |
| 9                 | Marcantognini, M.  | 1  | -  | - | - | -  | 58  |
| 21                | Beckett, Michael   | -  | -  | 1 | - | -  | 31  |
| Totals            |                    | 9  | 3  | 1 | 1 | 11 |     |

| # | Goalkeepers  | Min   | GA | Saves |
|---|--------------|-------|----|-------|
| 1 | Hague, Jimmy | 90:00 | 2  | 1     |

| Shots by period | 1 | 2 | Total |
|-----------------|---|---|-------|
| Michigan State  | 4 | 5 | 9     |
| Indiana         | 8 | 3 | 11    |

| Corner kicks   | 1 | 2 | Total |
|----------------|---|---|-------|
| Michigan State | 1 | 4 | 5     |
| Indiana        | 4 | 3 | 7     |

**Scoring summary:**

| No. | Time  | Team | Goal scorer           | Assist           | Description  |
|-----|-------|------|-----------------------|------------------|--|
| 1.  | 22:51 | IND  | SWARTZ, Trevor (4)    | (unassisted)     | Off deflection, 7 finishes from 8 yards out right side |
| 2.  | 32:19 | MSU  | Sierakowski, Ryan (9) | Beckett, Michael | Shot from right, 9 yards out, top net                  |
| 3.  | 85:15 | IND  | THOMPSON, Tanner (8)  | (unassisted)     | 10 works around defense on endline, finish to top net  |

**Cautions and ejections:**

**Soccer Box Score (Final)**  
**2016 Indiana Men's Soccer**  
 Northwestern vs #4 Indiana (Nov 06, 2016 at Bloomington, IN)



Northwestern (6-11-1) vs.  
 Indiana (11-1-6)  
 Date: Nov 06, 2016 • Attendance: 1245  
 Weather: Clear, high 60s

| Po #              | Player             | Sh | SO | G | A | Fo | Min |
|-------------------|--------------------|----|----|---|---|----|-----|
| gk 1              | Francisco Tomasino | -  | -  | - | - | -  | 91  |
| d 3               | Andrew McLeod      | -  | -  | - | - | -  | 91  |
| d 4               | Nathan Dearth      | -  | -  | - | - | -  | 83  |
| mf 6              | Riley Kelliher     | -  | -  | - | - | -  | 91  |
| f 9               | Elo Ozumba         | -  | -  | - | - | -  | 74  |
| d 13              | Willis Griffith    | -  | -  | - | - | -  | 91  |
| f 16              | Mike Roberge       | 1  | -  | - | - | -  | 82  |
| d 17              | Mattias Tomasino   | -  | -  | - | - | -  | 91  |
| mf 18             | Sean Lynch         | 2  | -  | - | - | -  | 91  |
| mf 19             | Jeffrey Hopson     | 1  | -  | - | - | -  | 91  |
| mf 24             | Drew Rosenberg     | 1  | -  | - | - | -  | 37  |
| -- Substitutes -- |                    |    |    |   |   |    |     |
| 5                 | Camden Buescher    | -  | -  | - | - | -  | 8   |
| 7                 | Sam Forsgren       | 1  | -  | - | - | -  | 21  |
| 20                | Ty Seager          | -  | -  | - | - | -  | 5   |
| 21                | John Moderwell     | -  | -  | - | - | -  | 54  |
| Totals            |                    | 6  | 0  | 0 | 0 | 12 |     |

| # | Goalkeepers        | Min   | GA | Saves |
|---|--------------------|-------|----|-------|
| 1 | Francisco Tomasino | 90:59 | 1  | 3     |

| Shots by period | 1 | 2 | OT | Total |
|-----------------|---|---|----|-------|
| Northwestern    | 2 | 4 | 0  | 6     |
| Indiana         | 7 | 7 | 1  | 15    |

| Corner kicks | 1 | 2 | OT | Total |
|--------------|---|---|----|-------|
| Northwestern | 1 | 1 | 0  | 2     |
| Indiana      | 2 | 2 | 0  | 4     |

**Scoring summary:**

| No. | Time  | Team | Goal scorer        | Assist          | Description              |
|-----|-------|------|--------------------|-----------------|--------------------------|
| 1.  | 90:59 | IND  | SWARTZ, Trevor (5) | PANCHOT, Austin | header from 10 yards out |

**Cautions and ejections:**

YC-NU #6 (90:00)

| Goals by period | 1 | 2 | OT | Total |
|-----------------|---|---|----|-------|
| Northwestern    | 0 | 0 | 0  | 0     |
| Indiana         | 0 | 0 | 1  | 1     |

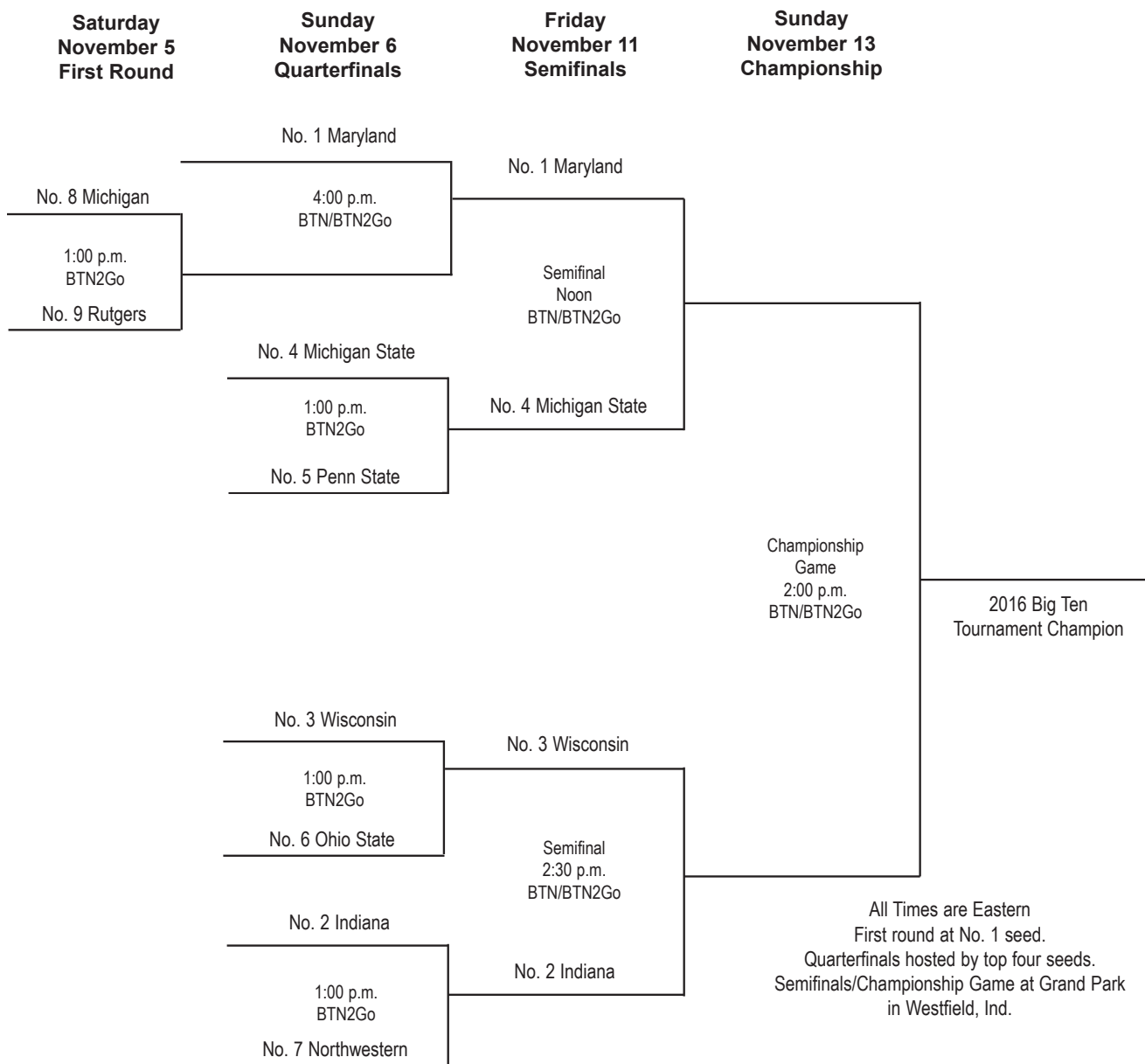
| Po #              | Player            | Sh | SO | G | A | Fo | Min |
|-------------------|-------------------|----|----|---|---|----|-----|
| gk 30             | LOMELI, Christian | -  | -  | - | - | -  | 91  |
| d 2               | McCONNELL, Billy  | 1  | -  | - | - | -  | 91  |
| d 5               | LILLARD, Grant    | -  | -  | - | - | -  | 91  |
| mf 7              | SWARTZ, Trevor    | 3  | 1  | 1 | - | -  | 59  |
| mf 10             | THOMPSON, Tanner  | 1  | 1  | - | - | -  | 85  |
| mf 12             | PANCHOT, Austin   | 1  | -  | 1 | - | -  | 69  |
| mf 13             | MOORE, Francesco  | -  | -  | - | - | -  | 91  |
| mf 14             | FIVES, Phil       | 1  | -  | - | - | -  | 49  |
| d 15              | GUTMAN, Andrew    | 2  | -  | - | - | -  | 91  |
| f 18              | BALLARD, Richard  | 3  | 1  | - | - | -  | 75  |
| d 20              | MEHL, Timmy       | 1  | -  | - | - | -  | 41  |
| -- Substitutes -- |                   |    |    |   |   |    |     |
| 4                 | PALAZZOLO, A.J.   | 1  | -  | - | - | -  | 23  |
| 9                 | HYACENTH, Rashad  | 1  | 1  | - | - | -  | 48  |
| 17                | GUTJAHR, Jeremiah | -  | -  | - | - | -  | 33  |
| 19                | BUCKMASTER, Rece  | -  | -  | - | - | -  | 65  |
| Totals            |                   | 15 | 4  | 1 | 1 | 7  |     |

| #  | Goalkeepers       | Min   | GA | Saves |
|----|-------------------|-------|----|-------|
| 30 | LOMELI, Christian | 90:59 | 0  | 0     |

| Saves by period | 1 | 2 | OT | Total |
|-----------------|---|---|----|-------|
| Northwestern    | 2 | 1 | 0  | 3     |
| Indiana         | 0 | 0 | 0  | 0     |

| Fouls        | 1 | 2 | OT | Total |
|--------------|---|---|----|-------|
| Northwestern | 4 | 8 | 0  | 12    |
| Indiana      | 3 | 4 | 0  | 7     |

# 2016 Big Ten Men's Soccer Tournament





**2016 Indiana Men's Soccer**  
**Indiana Category Leaders (as of Nov 07, 2016)**  
**All games**



| ## | Points            | GP | G | A | Pts | Shots |
|----|-------------------|----|---|---|-----|-------|
| 10 | THOMPSON, Tanner  | 18 | 8 | 2 | 18  | 49    |
| 7  | SWARTZ, Trevor    | 18 | 5 | 3 | 13  | 44    |
| 18 | BALLARD, Richard  | 18 | 4 | 2 | 10  | 33    |
| 2  | McCONNELL, Billy  | 13 | 2 | 2 | 6   | 5     |
| 12 | PANCHOT, Austin   | 17 | 2 | 1 | 5   | 12    |
| 5  | LILLARD, Grant    | 15 | 2 | 1 | 5   | 9     |
| 15 | GUTMAN, Andrew    | 18 | 1 | 2 | 4   | 34    |
| 9  | HYACENTH, Rashad  | 18 | 1 | 2 | 4   | 23    |
| 11 | THOMAS, Cory      | 14 | 1 | 1 | 3   | 12    |
| 17 | GUTJAHR, Jeremiah | 17 | 1 | 1 | 3   | 10    |

| ## | Shots             | GP | G | A | Shots | Shot% |
|----|-------------------|----|---|---|-------|-------|
| 10 | THOMPSON, Tanner  | 18 | 8 | 2 | 49    | .163  |
| 7  | SWARTZ, Trevor    | 18 | 5 | 3 | 44    | .114  |
| 15 | GUTMAN, Andrew    | 18 | 1 | 2 | 34    | .029  |
| 18 | BALLARD, Richard  | 18 | 4 | 2 | 33    | .121  |
| 14 | FIVES, Phil       | 18 | 0 | 2 | 26    | .000  |
| 9  | HYACENTH, Rashad  | 18 | 1 | 2 | 23    | .043  |
| 12 | PANCHOT, Austin   | 17 | 2 | 1 | 12    | .167  |
| 11 | THOMAS, Cory      | 14 | 1 | 1 | 12    | .083  |
| 17 | GUTJAHR, Jeremiah | 17 | 1 | 1 | 10    | .100  |
| 5  | LILLARD, Grant    | 15 | 2 | 1 | 9     | .222  |

| ## | Goals             | GP | G | A | Pts | Shots |
|----|-------------------|----|---|---|-----|-------|
| 10 | THOMPSON, Tanner  | 18 | 8 | 2 | 18  | 49    |
| 7  | SWARTZ, Trevor    | 18 | 5 | 3 | 13  | 44    |
| 18 | BALLARD, Richard  | 18 | 4 | 2 | 10  | 33    |
| 2  | McCONNELL, Billy  | 13 | 2 | 2 | 6   | 5     |
| 5  | LILLARD, Grant    | 15 | 2 | 1 | 5   | 9     |
| 12 | PANCHOT, Austin   | 17 | 2 | 1 | 5   | 12    |
| 15 | GUTMAN, Andrew    | 18 | 1 | 2 | 4   | 34    |
| 17 | GUTJAHR, Jeremiah | 17 | 1 | 1 | 3   | 10    |
| 9  | HYACENTH, Rashad  | 18 | 1 | 2 | 4   | 23    |
| 11 | THOMAS, Cory      | 14 | 1 | 1 | 3   | 12    |

| ## | Shots on Goal     | GP | G | A | Shots | SOG | SOG% |
|----|-------------------|----|---|---|-------|-----|------|
| 10 | THOMPSON, Tanner  | 18 | 8 | 2 | 49    | 22  | .449 |
| 18 | BALLARD, Richard  | 18 | 4 | 2 | 33    | 17  | .515 |
| 7  | SWARTZ, Trevor    | 18 | 5 | 3 | 44    | 13  | .295 |
| 14 | FIVES, Phil       | 18 | 0 | 2 | 26    | 10  | .385 |
| 15 | GUTMAN, Andrew    | 18 | 1 | 2 | 34    | 9   | .265 |
| 9  | HYACENTH, Rashad  | 18 | 1 | 2 | 23    | 7   | .304 |
| 12 | PANCHOT, Austin   | 17 | 2 | 1 | 12    | 6   | .500 |
| 17 | GUTJAHR, Jeremiah | 17 | 1 | 1 | 10    | 4   | .400 |
| 11 | THOMAS, Cory      | 14 | 1 | 1 | 12    | 3   | .250 |
| 5  | LILLARD, Grant    | 15 | 2 | 1 | 9     | 3   | .333 |

| ## | Assists          | GP | G | A | Pts | Shots |
|----|------------------|----|---|---|-----|-------|
| 7  | SWARTZ, Trevor   | 18 | 5 | 3 | 13  | 44    |
| 14 | FIVES, Phil      | 18 | 0 | 2 | 2   | 26    |
| 15 | GUTMAN, Andrew   | 18 | 1 | 2 | 4   | 34    |
| 2  | McCONNELL, Billy | 13 | 2 | 2 | 6   | 5     |
| 18 | BALLARD, Richard | 18 | 4 | 2 | 10  | 33    |
| 10 | THOMPSON, Tanner | 18 | 8 | 2 | 18  | 49    |
| 19 | BUCKMASTER, Rece | 18 | 0 | 2 | 2   | 6     |
| 9  | HYACENTH, Rashad | 18 | 1 | 2 | 4   | 23    |
| 6  | GRIFFITH, Jack   | 7  | 0 | 1 | 1   | 3     |
| 13 | MOORE, Francesco | 16 | 0 | 1 | 1   | 2     |

| ## | Game-winning Goals | GP | No. |
|----|--------------------|----|-----|
| 10 | THOMPSON, Tanner   | 18 | 4   |
| 7  | SWARTZ, Trevor     | 18 | 2   |
| 11 | THOMAS, Cory       | 14 | 1   |
| 9  | HYACENTH, Rashad   | 18 | 1   |
| 12 | PANCHOT, Austin    | 17 | 1   |
| 18 | BALLARD, Richard   | 18 | 1   |
| 2  | McCONNELL, Billy   | 13 | 1   |



**2016 Indiana Men's Soccer**  
**Indiana Combined Team Statistics (as of Oct 31, 2016)**  
**Conference games**



| <b>RECORD:</b> | <b>OVERALL</b> | <b>HOME</b> | <b>AWAY</b> | <b>NEUTRAL</b> |
|----------------|----------------|-------------|-------------|----------------|
| ALL GAMES      | 3-0-5          | 2-0-2       | 1-0-3       | 0-0            |
| CONFERENCE     | 3-0-5          | 2-0-2       | 1-0-3       | 0-0            |
| NON-CONFERENCE | 0-0            | 0-0         | 0-0         | 0-0            |

| <b>Date</b> | <b>Opponent</b>    |     | <b>Score</b> | <b>Att.</b> |
|-------------|--------------------|-----|--------------|-------------|
| * Sep 09    | #2 MARYLAND        | To2 | 1-1          | 3038        |
| * Sep 14    | at Michigan        | W   | 2-0          | 1604        |
| * Sep 18    | NORTHWESTERN       | To2 | 0-0          | 1685        |
| * Sep 23    | at Rutgers         | To2 | 0-0          | 1206        |
| * Oct 08    | PENN STATE         | W   | 1-0          | 2238        |
| * Oct 15    | at Ohio State      | To2 | 2-2          | 882         |
| * Oct 21    | at Wisconsin       | To2 | 0-0          | 1812        |
| * Oct 30    | #13 MICHIGAN STATE | W   | 2-1          | 1907        |

| <b>TEAM STATISTICS</b> | <b>IND</b> | <b>OPP</b> |
|------------------------|------------|------------|
| <b>SHOT STATISTICS</b> |            |            |
| Goals-Shot attempts    | 8-130      | 4-89       |
| Goals scored per game  | 1.00       | 0.50       |
| Shot pct.              | .062       | .045       |
| Shots on goal-Attempts | 47-130     | 30-89      |
| SOG pct.               | .362       | .337       |
| Shots/Game             | 16.2       | 11.1       |
| CORNER KICKS           | 57         | 38         |
| PENALTY KICKS          | 0-0        | 0-0        |
| <b>PENALTIES</b>       |            |            |
| Fouls                  | 96         | 90         |
| Yellow cards           | 6          | 7          |
| Red cards              | 0          | 0          |
| <b>ATTENDANCE</b>      |            |            |
| Total                  | 8868       | 5504       |
| Dates/Avg Per Date     | 4/2217     | 4/1376     |
| Neutral Site #/Avg     | 0/0        |            |

| <b>##</b>        | <b>Player</b>     | <b>gp</b> | <b>g</b> | <b>a</b> | <b>pts</b> | <b>sh</b> | <b>sh%</b> | <b>sog</b> | <b>sog%</b> | <b>gw</b> | <b>pk-att</b> |
|------------------|-------------------|-----------|----------|----------|------------|-----------|------------|------------|-------------|-----------|---------------|
| 18               | BALLARD, Richard  | 8         | 2        | 1        | 5          | 15        | .133       | 9          | .600        | 0         | 0-0           |
| 2                | McCONNELL, Billy  | 6         | 2        | 1        | 5          | 2         | 1.000      | 2          | 1.000       | 1         | 0-0           |
| 7                | SWARTZ, Trevor    | 8         | 1        | 1        | 3          | 20        | .050       | 6          | .300        | 0         | 0-0           |
| 11               | THOMAS, Cory      | 7         | 1        | 1        | 3          | 6         | .167       | 2          | .333        | 1         | 0-0           |
| 10               | THOMPSON, Tanner  | 8         | 1        | 0        | 2          | 23        | .043       | 9          | .391        | 1         | 0-0           |
| 17               | GUTJAHR, Jeremiah | 7         | 1        | 0        | 2          | 3         | .333       | 2          | .667        | 0         | 0-0           |
| 15               | GUTMAN, Andrew    | 8         | 0        | 1        | 1          | 17        | .000       | 7          | .412        | 0         | 0-0           |
| 9                | HYACENTH, Rashad  | 8         | 0        | 1        | 1          | 6         | .000       | 0          | .000        | 0         | 0-0           |
| 13               | MOORE, Francesco  | 7         | 0        | 1        | 1          | 2         | .000       | 0          | .000        | 0         | 0-0           |
| 6                | GRIFFITH, Jack    | 4         | 0        | 1        | 1          | 1         | .000       | 0          | .000        | 0         | 0-0           |
| 14               | FIVES, Phil       | 8         | 0        | 0        | 0          | 13        | .000       | 2          | .154        | 0         | 0-0           |
| 16               | WEDDERBURN, Rees  | 4         | 0        | 0        | 0          | 6         | .000       | 2          | .333        | 0         | 0-0           |
| 12               | PANCHOT, Austin   | 8         | 0        | 0        | 0          | 6         | .000       | 3          | .500        | 0         | 0-0           |
| 20               | MEHL, Timmy       | 6         | 0        | 0        | 0          | 4         | .000       | 1          | .250        | 0         | 0-0           |
| 19               | BUCKMASTER, Rece  | 8         | 0        | 0        | 0          | 3         | .000       | 1          | .333        | 0         | 0-0           |
| 22               | BLACK, Ian        | 1         | 0        | 0        | 0          | 1         | .000       | 0          | .000        | 0         | 0-0           |
| 5                | LILLARD, Grant    | 6         | 0        | 0        | 0          | 1         | .000       | 0          | .000        | 0         | 0-0           |
| 3                | CREVISTON, Derek  | 7         | 0        | 0        | 0          | 1         | .000       | 1          | 1.000       | 0         | 0-0           |
| 4                | PALAZZOLO, A.J.   | 2         | 0        | 0        | 0          | 0         | .000       | 0          | .000        | 0         | 0-0           |
| <b>Total</b>     |                   | 8         | 8        | 8        | 24         | 130       | .062       | 47         | .362        | 3         | 0-0           |
| <b>Opponents</b> |                   | 8         | 4        | 3        | 11         | 89        | .045       | 30         | .337        | 0         | 0-0           |

| <b>##</b>        | <b>Goalie</b>     | <b>GP</b> | <b>Min.</b> | <b>GA</b> | <b>GAAvg</b> | <b>Saves</b> | <b>Pct</b> | <b>W-L-T</b> | <b>Sho</b> |
|------------------|-------------------|-----------|-------------|-----------|--------------|--------------|------------|--------------|------------|
| 1                | WEBB, Colin       | 6         | 620:00      | 3         | 0.44         | 18           | .857       | 2-0-3        | 4/0        |
| 30               | LOMELI, Christian | 2         | 200:00      | 1         | 0.45         | 7            | .875       | 1-0-1        | 1/0        |
| <b>Total</b>     |                   | 8         | 820:00      | 4         | 0.44         | 26           | .867       | 3-0-4        | 5          |
| <b>Opponents</b> |                   | 8         | 820:00      | 8         | 0.88         | 39           | .830       | 0-3-4        | 3          |

| <b>Goals by Period</b> | <b>1st</b> | <b>2nd</b> | <b>OT</b> | <b>OT2</b> | <b>Total</b> |
|------------------------|------------|------------|-----------|------------|--------------|
| Indiana                | 5          | 3          | 0         | 0          | 8            |
| Opponents              | 3          | 1          | 0         | 0          | 4            |

| <b>Shots by Period</b> | <b>1st</b> | <b>2nd</b> | <b>OT</b> | <b>OT2</b> | <b>Total</b> |
|------------------------|------------|------------|-----------|------------|--------------|
| Indiana                | 52         | 62         | 12        | 4          | 130          |
| Opponents              | 39         | 40         | 2         | 8          | 89           |

| <b>Saves by Period</b> | <b>1st</b> | <b>2nd</b> | <b>OT</b> | <b>OT2</b> | <b>Total</b> |
|------------------------|------------|------------|-----------|------------|--------------|
| Indiana                | 10         | 13         | 1         | 2          | 26           |
| Opponents              | 13         | 21         | 3         | 2          | 39           |

| <b>Corners by Period</b> | <b>1st</b> | <b>2nd</b> | <b>OT</b> | <b>OT2</b> | <b>Total</b> |
|--------------------------|------------|------------|-----------|------------|--------------|
| Indiana                  | 19         | 29         | 4         | 5          | 57           |
| Opponents                | 15         | 17         | 1         | 5          | 38           |

| <b>Fouls by Period</b> | <b>1st</b> | <b>2nd</b> | <b>OT</b> | <b>OT2</b> | <b>Total</b> |
|------------------------|------------|------------|-----------|------------|--------------|
| Indiana                | 37         | 46         | 6         | 7          | 96           |
| Opponents              | 38         | 38         | 6         | 8          | 90           |



**2016 Indiana Men's Soccer**  
**Indiana Combined Team Statistics (as of Nov 07, 2016)**  
**All games**



| <b>RECORD:</b> | <b>OVERALL</b> | <b>HOME</b> | <b>AWAY</b> | <b>NEUTRAL</b> |
|----------------|----------------|-------------|-------------|----------------|
| ALL GAMES      | 11-1-6         | 7-0-3       | 2-1-3       | 2-0            |
| CONFERENCE     | 3-0-5          | 2-0-2       | 1-0-3       | 0-0            |
| NON-CONFERENCE | 8-1-1          | 5-0-1       | 1-1         | 2-0            |

| Date     | Opponent           |     | Score | Att. | #  | Player            | gp | g | a | pts | sh | sh%  | sog | sog% | gw | pk-att |
|----------|--------------------|-----|-------|------|----|-------------------|----|---|---|-----|----|------|-----|------|----|--------|
| Aug 26   | vs New Mexico      | w   | 1-0   | 1371 | 10 | THOMPSON, Tanner  | 18 | 8 | 2 | 18  | 49 | .163 | 22  | .449 | 4  | 1-2    |
| Aug 28   | vs UC Irvine       | w   | 3-1   | 1308 | 7  | SWARTZ, Trevor    | 18 | 5 | 3 | 13  | 44 | .114 | 13  | .295 | 2  | 1-1    |
| Sep 02   | #22 CALIFORNIA     | w   | 2-1   | 4007 | 18 | BALLARD, Richard  | 18 | 4 | 2 | 10  | 33 | .121 | 17  | .515 | 1  | 0-0    |
| Sep 04   | #5 STANFORD        | To2 | 0-0   | 4081 | 2  | McCONNELL, Billy  | 13 | 2 | 2 | 6   | 5  | .400 | 2   | .400 | 1  | 0-0    |
| * Sep 09 | #2 MARYLAND        | To2 | 1-1   | 3038 | 12 | PANCHOT, Austin   | 17 | 2 | 1 | 5   | 12 | .167 | 6   | .500 | 1  | 0-0    |
| * Sep 14 | at Michigan        | w   | 2-0   | 1604 | 5  | LILLARD, Grant    | 15 | 2 | 1 | 5   | 9  | .222 | 3   | .333 | 0  | 0-0    |
| * Sep 18 | NORTHWESTERN       | To2 | 0-0   | 1685 | 15 | GUTMAN, Andrew    | 18 | 1 | 2 | 4   | 34 | .029 | 9   | .265 | 0  | 0-0    |
| Sep 20   | IUPUI              | w   | 2-0   | 1306 | 9  | HYACENTH, Rashad  | 18 | 1 | 2 | 4   | 23 | .043 | 7   | .304 | 1  | 0-0    |
| * Sep 23 | at Rutgers         | To2 | 0-0   | 1206 | 11 | THOMAS, Cory      | 14 | 1 | 1 | 3   | 12 | .083 | 3   | .250 | 1  | 0-0    |
| Sep 28   | #6 BUTLER          | Wot | 3-2   | 2520 | 17 | GUTJAHR, Jeremiah | 17 | 1 | 1 | 3   | 10 | .100 | 4   | .400 | 0  | 0-0    |
| Oct 04   | at #1 Notre Dame   | L   | 0-4   | 1811 | 14 | FIVES, Phil       | 18 | 0 | 2 | 2   | 26 | .000 | 10  | .385 | 0  | 0-0    |
| * Oct 08 | PENN STATE         | w   | 1-0   | 2238 | 19 | BUCKMASTER, Rece  | 18 | 0 | 2 | 2   | 6  | .000 | 1   | .167 | 0  | 0-0    |
| Oct 11   | at #2 Louisville   | w   | 2-1   | 2766 | 20 | MEHL, Timmy       | 14 | 0 | 1 | 1   | 8  | .000 | 1   | .125 | 0  | 0-0    |
| * Oct 15 | at Ohio State      | To2 | 2-2   | 882  | 16 | WEDDERBURN, Rees  | 11 | 0 | 1 | 1   | 8  | .000 | 2   | .250 | 0  | 0-0    |
| * Oct 21 | at Wisconsin       | To2 | 0-0   | 1812 | 4  | PALAZZOLO, A.J.   | 8  | 0 | 1 | 1   | 8  | .000 | 0   | .000 | 0  | 0-0    |
| Oct 25   | SAINT LOUIS        | w   | 5-0   | 1530 | 6  | GRIFFITH, Jack    | 7  | 0 | 1 | 1   | 3  | .000 | 1   | .333 | 0  | 0-0    |
| * Oct 30 | #13 MICHIGAN STATE | w   | 2-1   | 1907 | 13 | MOORE, Francesco  | 16 | 0 | 1 | 1   | 2  | .000 | 0   | .000 | 0  | 0-0    |
| Nov 06   | NORTHWESTERN       | Wot | 1-0   | 1245 | 3  | CREVISTON, Derek  | 16 | 0 | 0 | 0   | 4  | .000 | 2   | .500 | 0  | 0-0    |

| <b>TEAM STATISTICS</b> | <b>IND</b> | <b>OPP</b> |
|------------------------|------------|------------|
|------------------------|------------|------------|

## SHOT STATISTICS

|                        |         |        |
|------------------------|---------|--------|
| Goals-Shot attempts    | 27-298  | 13-180 |
| Goals scored per game  | 1.50    | 0.72   |
| Shot pct.              | .091    | .072   |
| Shots on goal-Attempts | 103-298 | 64-180 |
| SOG pct.               | .346    | .356   |
| Shots/Game             | 16.6    | 10.0   |
| CORNER KICKS           | 123     | 71     |
| PENALTY KICKS          | 2-3     | 0-0    |

## PENALTIES

|              |     |     |
|--------------|-----|-----|
| Fouls        | 188 | 225 |
| Yellow cards | 10  | 22  |
| Red cards    | 1   | 0   |

## ATTENDANCE

|                    |         |        |
|--------------------|---------|--------|
| Total              | 23557   | 10081  |
| Dates/Avg Per Date | 10/2356 | 6/1680 |
| Neutral Site #/Avg | 2/1340  |        |

| #  | Goalie            | GP | Min.    | GA | GAAvg | Saves | Pct  | W-L-T  | Sho |
|----|-------------------|----|---------|----|-------|-------|------|--------|-----|
| 30 | LOMELI, Christian | 4  | 380:59  | 1  | 0.24  | 8     | .889 | 3-0-1  | 3/0 |
| 1  | WEBB, Colin       | 14 | 1366:51 | 12 | 0.79  | 41    | .774 | 8-1-4  | 7/0 |
|    | Total             | 18 | 1747:50 | 13 | 0.67  | 51    | .797 | 11-1-5 | 10  |
|    | Opponents         | 18 | 1747:50 | 27 | 1.39  | 76    | .738 | 1-11-5 | 5   |

## Goals by Period

|           | 1st | 2nd | OT | OT2 | Total |
|-----------|-----|-----|----|-----|-------|
| Indiana   | 12  | 13  | 2  | 0   | 27    |
| Opponents | 8   | 5   | 0  | 0   | 13    |

## Shots by Period

|           | 1st | 2nd | OT | OT2 | Total |
|-----------|-----|-----|----|-----|-------|
| Indiana   | 120 | 157 | 17 | 4   | 298   |
| Opponents | 86  | 82  | 4  | 8   | 180   |

## Saves by Period

|           | 1st | 2nd | OT | OT2 | Total |
|-----------|-----|-----|----|-----|-------|
| Indiana   | 24  | 24  | 1  | 2   | 51    |
| Opponents | 30  | 40  | 4  | 2   | 76    |

## Corners by Period


|           | 1st | 2nd | OT | OT2 | Total |
|-----------|-----|-----|----|-----|-------|
| Indiana   | 55  | 58  | 5  | 5   | 123   |
| Opponents | 31  | 32  | 2  | 6   | 71    |

## Fouls by Period

|           | 1st | 2nd | OT | OT2 | Total |
|-----------|-----|-----|----|-----|-------|
| Indiana   | 82  | 90  | 8  | 8   | 188   |
| Opponents | 101 | 106 | 9  | 9   | 225   |



# 2016 RADIO/TV ROSTER



**0 SEAN CAULFIELD**  
GK | R-FR. | EAST LAKE, FLA.



**1 COLIN WEBB**  
GK | SR. | SAN DIEGO, CALIF.



**2 BILLY MCCONNELL**  
D | SR. | RICHBORO, PA.



**3 DEREK CREVISTON**  
D | SR. | ATLANTA, GA.




**4 A.J. PALAZZOLO**  
D | FR. | ST. LOUIS, MO.




**5 GRANT LILLARD**  
D | JR. | HINSDALE, ILL.



**6 JACK GRIFFITH**  
M/D | R-SO. | DANVILLE, IND.



**7 TREVOR SWARTZ**  
M/D | R-SO. | CAMERON PARK, CALIF.



**9 RASHAD HYACENTH**  
F | JR. | D'ABADIE, TRINIDAD & TOBAGO



**10 TANNER THOMPSON**  
M | SR. | LOOMIS, CALIF.



**11 CORY THOMAS**  
M | R-SO. | CORYDON, IND.



**12 AUSTIN PANCHOT**  
M/F | SO. | ST. LOUIS, MO.



**13 FRANCESCO MOORE**  
D/M | R-SO. | HIGHLAND PARK, ILL.




**14 PHIL FIVES**  
D | SR. | PITTSBURGH, PA.



**15 ANDREW GUTMAN**  
D | SO. | HINSDALE, ILL.



**16 REES WEDDERBURN**  
M | SO. | WOLVERHAMPTON, ENGLAND



**17 JEREMIAH GUTJAHR**  
M/D | SO. | BLOOMINGTON, IND.



**18 RICHARD BALLARD**  
M | SR. | LOUISVILLE, KY.




**19 RECE BUCKMASTER**  
M | SO. | AUBURN, IND.



**20 TIMMY MEHL**  
D | R-SO. | MANHATTAN BEACH, CALIF.



**21 SPENCER GLASS**  
D | FR. | FORT WAYNE, IND.



**22 IAN BLACK**  
F | FR. | DUBLIN, OHIO



**24 ISAAC FRIENDT**  
F | FR. | ANDOVER, MINN.



**25 WILL ESLINGER**  
D | FR. | HIGHLANDS RANCH, COLO.



**29 JOSH LIPE-MELTON**  
F | R-SO. | BLOOMINGTON, IND.



**30 CHRISTIAN LOMELI**  
GK | SR. | LAKE FOREST, ILL.



**31 JORDAN KLEYN**  
F | SO. | PLAINFIELD, IND.



**32 DREW NUELLE**  
GK | FR. | ST. LOUIS, MO.



**33 CODY JEWETT**  
GK | R-FR. | PUYALLUP, WASH.



**TODD YEAGLEY**  
HEAD COACH



**BRIAN MAISONNEUVE**  
ASSOCIATE HEAD COACH



**KEVIN ROBSON**  
ASSISTANT COACH



**BRAD SWENBY**  
VOLUNTEER COACH



**DANNY O'ROURKE**  
UNDERGRADUATE COACH