

INDIANA MEN'S GOLF HISTORY AND RECORDS



UPDATED SEPT. 2015

2015-16 ROSTER

Name	Year	Height	Hometown	High School
Jake Brown	R-Fr.	5-10	Carmel, Ind.	Carmel
Brendon Doyle	So.	6-0	Louisville, Ky.	Saint Xavier
Christian Fairbanks	So.	6-1	Columbus, Ind.	Columbus North
Andrew Havill	Jr.	6-3	Carmel, Ind.	Carmel
Max Kollin	Sr.	6-0	Farmington Hills, Mich.	North Farmington
Trevor Ranton	Fr.	6-3	Waterloo, Ontario	Waterloo Collegiate Institute
Will Seger	Jr.	5-11	Jasper, Ind.	Jasper
Jack Sparrow	R-Fr.	6-1	Floyds Knobs, Ind.	Floyds Knob
Keegan Vea	Jr.	6-0	Evansville, Ind.	Evansville Memorial
Matthew Weber	So.	5-11	Saint Charles, Ill.	Burlington Central

Head Coach: Mike Mayer (18th Season)

Assistant Coach: Brian McCants (4th Season)

Volunteer Coach / Club Fitter: Dave Hohnke

2015-16 SCHEDULE

Date	Tournament	Golf Course	Location
Sept 12-13	Northern Intercollegiate	Rich Harvest Farms GC	Sugar Grove, Ill.
Sept. 18-20	Olympia Fields/Fighting Illini Invite	Olympia Fields CC	Chicago, Ill.
Sept. 27-28	Windon Memorial	Lakeshore CC	Glencoe, Ill.
October 12-13	Crooked Stick Invitational	Crooked Stick GC	Carmel, Ind.
October 26-27	Quail Valley Collegiate	Quail Valley GC	Vero Beach, Fla.
November 6-8	Ka'anapali Collegiate Classic	Ka'anapali GC	Maui, Hawaii
Feb. 15-16	Big Ten Match Play Championship	Hammock Beach Resort	Palm Coast, Fla.
Feb. 28-March 1	Loyola Intercollegiate	Palm Valley GC	Goodyear, Ariz.
April 2-3	NYX Hoosier Invitational	IU Golf Course	Bloomington, Ind.
April 9-10	Hoosier Collegiate at Otter Creek	Otter Creek GC	Columbus, Ind.
April 16-17	Boilermaker Invitational	Kampen GC	West Lafayette, Ind.
April 22-24	Big Ten Championship	Victoria National GC	Newburgh, Ind.
May 16-18	NCAA Regional	TBA	TBA
May 27-June 1	NCAA Championship	Eugene CC	Eugene, Ore.

PLAYER PROFILES



JAKE BROWN

REDSHIRT FRESHMAN

CARMEL, INDIANA • CARMEL HIGH SCHOOL

2014-15 (Freshman)

Redshirt

Prep/Personal

Earned all-state recognition in 2014 after a fifth place finish at the IHSAA State Finals (145, +1) ... finished 14th individually at the 2013 IHSAA State golf tournament with a score of even par ... tied for third in the regional tournament, also coming in at even par ... has twice been named to the all-county team ... ranked No. 116 on the Junior Golf Scoreboard and No. 3 in the state of Indiana ... came in T53 at the Western Junior Amateur tournament ... was a quarterfinalist in the boys state match play tournament ... posted a third place finish in the 2012 boys state medal play tournament ... is a three-time academic all-state honoree ... was the president of the Carmel High School Dance Marathon, the largest high school dance marathon in the country ... is the son of Kathy and Jim Brown ... has three brothers - Jimmy, Joey and Johnny ... intends to major in Business at Indiana.

CAREER STATS

Year	Rounds	Strokes	Stroke Avg.	Low Round
2015-16	18	1,353	75.17	66



BRENDON DOYLE

SOPHOMORE

LOUISVILLE, KENTUCKY • SAINT XAVIER

2014-15 (Freshman)

Appeared in 11 tournaments, playing a total of 28 stroke play rounds - the second-most on the team ... posted a scoring average of 76.46 on the season ... tied for second on the team with 13 rounds of 75 or better ... his low round of the season was a 70 in the final round of the NYX Hoosier Invitational, where he would also post his best tournament finish of the year (T14, 219) ... made is collegiate debut at the Northern Collegiate, where he registered a score of 231 (77-80-74) to tie for 38th ... tied for 28th place at the Wolf Run Intercollegiate with a score of 229 (79-78-72) went 1-2 at the Big Ten Match Play Championship.

Prep/Personal

Finished sixth in 2014 Kentucky Open Championship and was the second-lowest amateur (74-72-70) ... earned four letters in golf at St. Xavier High School in Louisville, Ky. ... named to the 2013 All-State Golf Team and helped his team to a runner-up finish at the state golf championship with rounds of 69 and 70 ... claimed the regional team championship this fall and earned individual medalist honors with a 69 ... tied for second place at the 2012 AJGA Greenbriar Classic as well as the Big I National Championship ... recorded a T3 finish at the 2012 Bubba Conlee National Championship with rounds of 71, 69 and 70 ... also helped his team to a runner-up finish at the state championship in 2012 ... is ranked No. 41 in the class of 2014 according to Junior Golf Scoreboard and No. 45 according to Golfweek ... is the son of John and Lori Doyle ... has one sister, Olivia, and one brother, Drew.

CAREER STATS

Year	Rounds	Strokes	Stroke Avg.	Low Round
2014-15	28	2,141	76.46	70

PLAYER PROFILES



CHRISTIAN FAIRBANKS

SOPHOMORE

COLUMBUS, INDIANA • COLUMBUS NORTH HIGH SCHOOL

2014-15 (Freshman)

Played in six tournaments, with three of those being as an individual ... logged a total of 15 competitive rounds in stroke play tournaments with a scoring average of 78.67 ... recorded five rounds of 75 or better with his best being a round of 69 in the first round of the Tavistock Collegiate Invitational ... best finish of the year came at the Sagamore Fall Preview, where he posted a score of 147 (75-72, T12) through two rounds before the final round was cancelled due to rain.

Prep/Personal

Co-Medalist of the 2014 Indiana Boys Golf State Championship ... member of the 2014 Columbus North IHSAA Boys Golf State Championship Team ... Twice named to IHSAA Boys Golf All State Team ... Competed in the 2012 USGA Junior Amateur at the Country Club of New England ... finished 37th at the 2013 AJGA Under Armour/Jeff Overton Junior Championship ... tied for 14th at the 2013 IHSAA State Championship as an individual and helped his team to a runner-up finish ... also helped Columbus North to a team runner-up finish at the state tournament in 2011 ... was medalist at the 2011 and 2012 Indiana Age-Group Championship ... tied for third at the Indiana Boys State Junior Championship with a score of 153 at the Kampen Course in West Lafayette ... is the son of John and Melissa Fairbanks ... has a younger brother, Spencer.

CAREER STATS

Year	Rounds	Strokes	Stroke Avg.	Low Round
2014-15	15	1,180	78.67	70



ANDREW HAVILL

JUNIOR

CARMEL, INDIANA • CARMEL HIGH SCHOOL

2014-15 (Sophomore)

Appeared in six tournaments on the year, playing four of those as an individual ... played a total of 18 rounds of stroke play with a scoring average of 78.06 ... carded three rounds of 75 or better ... best round of the year was a 73 in the first round of the NYX Hoosier Invitational ... finished tied for 10th at the Rocket Individual Classic with a score of 233 (78-75-80).

2013-14 (Freshman)

Appeared in seven stroke play tournaments and the Big Ten Match Play Championships ... posted a season scoring average of 77.33 with seven rounds of 75 or better ... best finish of the season was T7 at the Snowman Getaway in Arizona, where he posted a score of 208 (68-70-70) as an individual.

Prep/Personal

Played golf at Carmel High School for head coach Chad Carr ... ranked sixth in the state for the 2013 class according to Junior Golf Scoreboard ... was an all-state selection in 2012 and is a three-time All-Hamilton County honoree ... also earned All-MIC Conference distinction the past two seasons ... named Carmel High School MVP in 2011 and 2012 ... has stroke average of 73.22 at Carmel ... finished fifth individually in the HISAA state finals in 2012 ... helped Carmel place third in the IHSAA state finals in 2010 and sixth in 2012 as a team ... competed in eight American Junior Golf Association (AJGA) events, finishing inside the top 10 twice ... was the medalist at the 2012 Indiana Boys State Junior Championship and a semifinalist in match play ... is the son of Greg and Lauri Havill ... has one sister, Taylor ... intends to major in Business at Indiana.

CAREER STATS

Year	Rounds	Strokes	Stroke Avg.	Low Round
2013-14	21	1,624	77.33	68
2014-15	18	1,405	78.06	73
TOTAL	39	3,029	77.67	68

PLAYER PROFILES



MAX KOLLIN

SENIOR

FARMINGTON HILLS, MICHIGAN • NORTH FARMINGTON HIGH SCHOOL

2014-15 (Junior):

Played in 10 tournaments on the year ... recorded 27 rounds of stroke play competition and a scoring average of 76.03 ... tied for second on the team with 13 rounds of 75 or better ... his best round of the year was a 70 in the final round of the NYX Hoosier Invitational ... posted a pair of top 25 finishes, coming in tied for 11th at the NYX Hoosier Invitational (72-72-70, 214) and tied for 12th at the Boilermaker Intercollegiate (74-71-72, 217) ... went 1-1-2 at the Big Ten Match Play Championship ... came in tied for 47th at the Big Ten Championship with four rounds in the 70s (77-78-77-75, 307).

2013-14 (Sophomore):

Played in all 12 tournaments on the season, with a total of 34 stroke play rounds ... went 3-1 at the Big Ten Match Play Championship ... his 74.71 scoring average was the second-best on the team ... carded 21 rounds of 75 or better ... finished inside the Top 25 on six occasions, topped by a T9 showing at the NYX Hoosier Invitational ... opened the season with a T24 finish at the Northern Intercollegiate ... tied for 20th at the Pinetree Intercollegiate ... after his T9 showing at the NYX Hoosier Invitational in April, followed it up with a T16 finish at the Boilermaker Invitational the next week ... earned Academic All-Big Ten honors.

2012-13 (Freshman):

Played in three events, all as an individual ... posted a season scoring average of 76.88 with one Top 25 finish ... made his collegiate debut at the Earl Yestingsmeier Individual Invitational and finished T19 with a score of 222 (70-79-73) ... competed as an individual at the Mission Inn Spring Spectacular and finished T92 with a score of 241 (79-78-84) ... logged a score of 229 (77-76-76) as an individual at the NYX Hoosier Invitational to finish T57.

Prep/Personal

Kollin comes to Indiana from North Farmington High School, where he won the 2011 Michigan Division I Individual State Championship ... also named to the 2011 Michigan All-State Super Team, as well as the all-city, all-county, and all-division teams ... had success on the American Junior Golf Association (AJGA) circuit, finishing in the top-10 in each of his four 2011 events ... He posted fourth place finishes at the AJGA Coca-Cola Championships and the AJGA Randy Wise ... at the age of 15, Kollin became the youngest men's Club Champion at his home course, Twin Beach Country Club, in West Bloomfield, Mich ... set the course record at Twin Beach CC, firing a 64 that included a double bogey on the 16th hole ... played five years of travel baseball before concentrating on golf ... in his last year, he was the starting catcher for the No. 5 ranked team in Michigan, the Bloomfield Sting ... ranked No. 14 in the class of 2012 by Golfweek and No. 50 by the Junior Golf Scoreboard ... the son of Jimmy and Sheryll Kollin ... mother is a cancer survivor and Max raises money and awareness for breast cancer charities ... he also has one sister, Sophie, who plays travel soccer and high school golf, qualifying for the 2011 Michigan State Finals.

CAREER STATS

Year	Rounds	Strokes	Stroke Avg.	Low Round
2012-13	9	692	76.89	71
2013-14	34	2,540	74.71	70
2014-15	27	2,053	76.04	70
TOTAL	70	5,285	75.50	70

PLAYER PROFILES



TREVOR RANTON

FRESHMAN

WATERLOO, ONTARIO, CANADA • WATERLOO COLLEGIATE INSTITUTE

Prep/Personal

Ranton attended Waterloo Collegiate Institute and has had a decorated junior golf career while being named to the Canadian National Development Team coached by Robert Ratcliffe ... was the medalist at the U.S. Junior Amateur that was hosted by Stafford Golf and Country Club ... would go on to advance to the round of 64 at the U.S. Junior Amateur ... In the Canadian Junior Amateur, he posted an 11th place finish with scores of 74-71-71-70 ... also won the East Aurora International Junior Masters title in 2013 ... claimed the title at the Ontario Junior Match Play championship in 2014 ... was runner-up in the CN Future Links Ontario after posting a score of 69 in his final round ... at Waterloo Collegiate Institute, he helped guide his team to the 2014 team title while finishing third individually with scores of 71-70 ... the son of Doug and Sandra, Ranton also has one brother, Jacob ... plans to major in business at Indiana.



WILL SEGER

JUNIOR

JASPER, INDIANA • JASPER HIGH SCHOOL

2014-15 (Sophomore)

Played in nine tournaments, including 25 stroke play rounds ... posted a scoring average of 78.08 for the year with eight rounds of 75 or better ... his best performance of the year came at the Rocket Individual Classic, where he finished tied for 10th (78-75-80, 233) ... went 1-2 at the Big Ten Match Play Championship ... best round of the year was a 1-over par 72 at the NYX Hoosier Invitational.

2013-14 (Freshman)

Appeared in all 12 events on the year, including the Big Ten Match Play Championship ... posted a scoring average of 75.14 for the year, which ranks 13th-best freshman scoring average all-time at IU ... posted 21 rounds of 75 or better ... registered four Top 25 finishes, led by a T3 performance at the NYX Hoosier Invitational ... went 3-1 at the Big Ten Match Play Championship ... started a productive spring portion of

the schedule with a T19 finish at the Snowman Getaway ... after a T25 showing at the Irish Creek Collegiate with a score of 220 (70-74-76), carded a T3 finish at the NYX Hoosier Invitational ... the following week, took home 11th place at the Boilermaker Invitational ... over the summer of 2014, advanced to the match play portion of the 114th North-South Amateur at Pinehurst.

Prep/Personal

Played golf at Jasper High School for head coach Steve Milligan ... ranked No. 42 in the Class of 2013 and No. 1 in the state of Indiana for the 2013 class ... has been a first team all-state honoree each of the past two seasons ... was named team MVP his first three years ... set the Jasper High School scoring record as a junior (72.2) ... has led the team to a state finals appearance in his first three seasons, including a third place finish in 2012 ... posted five finishes in the Top 5 of AJGA events ... is a four-year starter on the tennis team and was part of the state runner-up doubles team ... is the son of Scott and Becky Seger ... has two sisters, Emma and Hannah ... intends to major in Business at Indiana.

CAREER STATS

Year	Rounds	Strokes	Stroke Avg.	Low Round
2013-14	34	2,555	75.14	68
2014-15	25	1,952	78.08	72
TOTAL	59	4,507	76.39	68

PLAYER PROFILES



JACK SPARROW

REDSHIRT FRESHMEN

FLOYDS KNOBS, INDIANA • FLOYDS KNOBS HIGH SCHOOL

2014-15 (Freshman)

Redshirt

Prep/Personal

Advanced to the quarterfinals of the Indiana Boys State Junior Championship ... picked up all-conference honors as a senior ... helped Floyd Central High School to a third place finish as a team in the IHSAA state championship in 2013 and a fifth place finish in 2012 ... also earned a fourth place team finish in the state championship in 2011 ... earned honorable mention all-conference as a junior ... also garnered all-conference honors as a sophomore ... finished second at the IHSAA regional tournament in 2012 with a round of 71 ... helped FCHS to three consecutive sectional titles ... ranked No. 25 on the Golfweek Junior Tour ... tied for 15th place at the AJGA Jeff Overton Tournament (74-76-71) ... came in fourth at the 2013 Southern Junior Masters (72-74) ... graduated with an academic honors diploma after finishing in the top 10 percent of his class ... is the son of Ellen and Jim Sparrow ... has two sisters, Annie and Kate ... his mother and six other relatives all attended Indiana University ... intends to major in business.



KEEGAN VEA

JUNIOR

EVANSVILLE, INDIANA • EVANSVILLE MEMORIAL

2014-15 (Sophomore)

Played in seven events, including 17 rounds of stroke play competition ... led the Hoosiers with a 74.76 scoring average for the season ... registered 11 rounds of 75 or better ... recorded the team's best individual finish of the season with a T2 finish at the Rocket Individual Classic (73-75-79, 227) ... went 2-1 at the Big Ten Match Play Championship ... finished tied for 17th at the NYX Hoosier Invitational with a score of 217 (74-70-73) ... played well at the Boilermaker Intercollegiate, finishing tied for 26th with a score of 220 (71-75-74) ... was the top IU finisher at the Big Ten Championship at Victoria National, posting a four-round score of 301 (74-79-70-78).

2013-14 (Freshman)

Appeared in six stroke play events and the Big Ten Match Play Championship ... played a total of 18 stroke play rounds and registered a scoring average of 75.61 ... had three Top 25 finishes on the year, led by at T20 showing at the Pinetree Intercollegiate ... posted eight rounds of 75 or better ... in his first collegiate, finished T24 at the Wolf Run Intercollegiate with a score of 225 (70-76-79) while playing as an individual ... opened the spring portion of the schedule with a T21 performance at the Snowman Getaway with a score of 214 (73-70-71).

Prep/Personal

Played golf at Evansville Memorial for head coach Greg Charnes ... ranked fifth in the state for the 2013 class according to Junior Golf Scoreboard ... played as the number one golfer on the team for three seasons while the team was ranked in the top 10 ... has been named first team all-city each of the last two seasons and first team all-conference the past three years ... also earned all-city academic accolades ... has led Memorial to 10 tournament victories during his career, including two sectional titles ... has been ranked as high as No. 42 in the Polo Rankings for the class of 2013 ... registered two Top 5, one Top 10 and five Top 25 finishes on the AJGA ... played in the U.S. Junior Amateur ... played in the Western Junior Amateur, the Jones Cup Invitational ... placed eighth in the 2010 Optimist International Championship ... has also lettered in basketball ... is the son of Mike and Cappra Vea ... has one brother, Declan, and one sister, Kaeley ... intends to major in Business or Sports Management at Indiana.

CAREER STATS

Year	Rounds	Strokes	Stroke Avg.	Low Round
2013-14	18	1,361	75.61	70
2014-15	17	1,271	74.76	70
TOTAL	35	2,632	75.20	70

PLAYER PROFILES



MATTHEW WEBER

SOPHOMORE

ST. CHARLES, ILLINOIS • BURLINGTON CENTRAL HIGH SCHOOL

2014-15 (Freshman)

Played in eight events in his first collegiate season, including 18 rounds of stroke play ... registered a scoring average of 76.05 ... had seven rounds of 75 or better ... his best round of the year was a 69 in the second round of the NYX Hoosier Invitational ... his best finish of the year came at the 18-hole Blue Devil Spring Shootout hosted by Duke University, where his came in tied for 29th ... went 0-3-1 at the Big Ten Match Play Championship, where two losses were by a 1-down margin and the other was a 2&1 loss.

Prep/Personal

Finished as runner-up in the 2013 2A Illinois State Championship ... Two-time All State selection and Three time state qualifier, winning 2 Regional and 1 Sectional titles. Three-time Big Northern All-Conference selection ... Multi-year Conference MVP ... Owns all Big Northern Conference individual scoring records ... Multi-year team captain, and Kane County All-Area Team ... Kane County Player of the Year 2013 ... Ranked top 3 for state of Illinois and top 100 for class of 2014 ... Named to MAJGT All-Midwest team in 2011, 2014 ... Won the 2012 and 2014 MAJGT Sanctuary Open ... Has had 9 AJGA top-15 finishes and Won the 2012 AJGA McArthur Towel and Sports Future Legends ... Finished 5th at 2014 Illinois State Junior Am Championship ... Placed 17th at the 2013 Western Junior Championship ... Came in 18th at the Illinois PGA Open ... Finished 18th at the 2014 PGA Junior Championship ... Placed 8th at the 2014 Illinois State Amateur Championship ... Named AJGA HP Scholastic Honor Roll 2012 ... recieved the Presidents Academic Award 2014 ... named Illinois High School State Scholar 2014 ... Parents are Mark Weber and Jeanne Hem ... has a younger sister, Sara ... Intends to major in Business.

CAREER STATS

Year	Rounds	Strokes	Stroke Avg.	Low Round
2014-15	18	1,369	76.05	69



HEAD COACH MIKE MAYER



MIKE MAYER

HEAD COACH

18TH YEAR AS HEAD COACH AT INDIANA
27 YEARS AS COLLEGE COACH

NCAA TOURNAMENT APPEARANCES: 9 ('04, '05, '06, '08, '09, '10, '11, '12, '13)

ALL-AMERICANS COACHED: 7

ALL-CONFERENCE PLAYERS COACHED: 27

Mike Mayer is in his 18th season at the helm of the Indiana men's golf program in 2015-16.

He has propelled Indiana golf to the top of the Big Ten Conference and a regular in the NCAA Tournament field while also building the program into one of the nation's best in the classroom. The men's golf team has posted a perfect multi-year Academic Progress Rate score of 1000 in each of the last seven years and eight of the last nine years.

In his 17 seasons, he has had 14 players receive All-Big Ten honors, including four-time honoree Jorge Campillo (2006-09) and three-time recipient Jeff Overton (2002, 04-05).

Mayer mentored David Mills (2010-14) during his career, helping him record a career scoring average of 74.09, which ranked eighth all-time at IU upon his graduation. During Mills' senior season in 2013-14, the Hoosiers captured the NYX Hoosier Invitational crown, making it 11 straight seasons with at least one tournament victory for Mayer.

IU claimed three team tournament victories in 2012-13, giving Mayer 25 wins in his career at Indiana. The started the season with a tremendous team effort to get a win at the Northern Intercollegiate and then finished second at the Wolf Run Intercollegiate in Zionsville. In the spring, the Hoosiers claimed back-to-back wins at the Mission Inn Spring Spectacular and the NYX Hoosier Invitational.

Brant Peaper was named to the First Team All-Big Ten as well as the PING All-Midwest Region team as he led the team with a season stroke average of 73.43, which ranks 20th all-time in IU history.

The 2011-12 season saw Mayer guide the Hoosiers to a pair of tournament victories (Firestone Invitational, Boilermaker Invitational) in addition to six other top 5 team finishes. The team finished second at the Big Ten Championships in French Lick and advanced to the Greensboro Regional of the NCAA Tournament, where they finished ninth.

Individually, Chase Wright and David Mills were named First Team All-Big Ten as well as PING All-Midwest Region team by the GCAA.

Coach Mayer added his 19th and 20th tournament titles during the 2011 Spring season at the Wexford Plantation Intercollegiate and the adidas Hoosier Invitational. The squad finished the 2011 campaign with four titles, as the Hoosiers captured the Firestone Invitational and the Kiawah Island Intercollegiate in the Fall of 2010.

The Hoosiers also collected team titles during the 2010 season at the Renaissance Intercollegiate and the adidas Hoosier Invitational. Indiana also had three other top-5 team finishes.

In 2009, his Hoosiers could be found in the national top-10 rankings for much of the season, ascending as high as No. 4 in the country.

The Hoosiers netted Coach Mayer two more team championships in 2009. Indiana won the inaugural Big Ten Match Play Championship and adidas Hoosier Invitational, an event IU won by a whopping 27 strokes over the second place team.

Two of the best, if not the two best golfers in IU history have played under the watchful eye of Coach Mayer. Current PGA Tour member Jeff Overton played from 2002-05 while Jorge Campillo graduated in 2009. Overton and Campillo own the best career scoring averages in school history and combined for four All-American recognitions. In addition, Overton and Campillo are two of the five golfers in conference history to win back-to-back Big Ten Player of the Year accolades.

Both Hoosier greats totaled nine Big Ten Player of the Week honors in their four years as Hoosiers, tied for the most weekly awards in Big Ten history.

Mayer, the 2008 Midwest Region Coach of the Year, guided the Hoosiers to their best NCAA finish since 1980 when IU finished 21st in 2008. Campillo tied for second place in the country by shooting a 1-over-par 289 at the NCAA Championship.

Mayer was named the Midwest Region Coach of the Year in 2006 as well. He was also recognized as the Big Ten Coach of the Year that season after leading the Hoosiers to their third consecutive NCAA Regional appearance.

Mayer registered at least one all-conference selection each of his first 12 seasons. Alex Martin joined Campillo on the 2009 All-Big Ten team. Martin was also named to the 2010 All-Big Ten squad.

HEAD COACH MIKE MAYER

In 2005-06, Campillo shattered Overton's freshman scoring average, ending the season with a 72.67 average. Campillo was also named Big Ten Freshman of the Year by a unanimous vote and became the first IU rookie since Overton in 2002 to be selected to the All-Big Ten team. The Caceres, Spain, native earned a spot on the PING All-Midwest Region team following the season. Chase Wright excelled as a freshman in 2009, posting the second-lowest freshman scoring average in school history (73.96). During Indiana's 2004-05 campaign, Mayer led the Hoosiers into the NAAs for the second straight year. Indiana also corralled its best finish at the Big Ten Championships since 1998, finishing in second place - five shots behind Michigan State.

At Big Tens, Overton became the first Hoosier since Shaun Micheel in 1991 to win medalist honors. He plowed through the field with a record-tying total of 199.

One of the greatest seasons in program history came in 2004-05. For the first time since the 1996-97 season and the first time in his tenure, Mayer led the Hoosiers into the NCAA postseason. IU finished tied for 20th at the Central Regional, and Overton became the first Hoosier since Randy Leen (1998) to advance to the NCAA Championships.


In addition to returning to the NAAs, Mayer led Indiana to four team titles, the second-most in school history and the most in a single season since 1974-75. Mayer also coached Indiana's first All-American since Leen (1998) in Overton. Along with Overton, Mayer helped develop Heath Peters into one of the top golfers in the conference. Peters narrowly missed advancing to the NCAA Championships, tying for 30th at the NCAA Regionals. He finished the year earning a spot on the All-Midwest Region team and was a second team All-Big Ten member.

The success derived by Mayer is even more rewarding given Mayer's familiarity with IU. He is an alum of the university and spent nine seasons as an assistant coach under Sam Carmichael before taking over the Hoosier men's program in the fall of 1998.

During those nine seasons as an assistant coach, Mayer was a part of two Big Ten Championships and a trip to the NCAA Championships.

In his first year as head coach, Mayer had the pressure of repeating what the team had accomplished in 1998 - winning a Big Ten Championship. Though the Hoosiers did not repeat, he helped set the foundation for what is once again one of the top programs in the conference. In that first season, Mayer had his first All-Big Ten recipient, as Brent Landry was named to the all-conference squad.

Individual accolades have not only come for Mayer's golfers on the course, but also in the classroom. During his tenure, Indiana golfers have earned 79 Academic All-Big Ten honors, including a program record eight in 2004, 2005, 2011 and 2012.



Additionally, 13 Hoosiers have been recognized as All-America Scholars under the leadership of Mayer. Most recently, was David Mills who earned the honor in 2014 and became the fourth IU golfer to receive the honor multiple times. Drew Allenspach received that honor in 2009 in addition to being named an Academic All-American by ESPN The Magazine.

Mayer has brought the Hoosiers into the Big Ten spotlight as the conference has emerged as one of the best in the nation. A big asset in Mayer returning the program to prominence has been his strong recruiting classes.

Mayer has brought in three of the top four IU golfers of all-time in terms of lowest career stroke average. The top three single-season averages also belong to Mayer recruits. A pair of All-Americans and Big Ten Champions in Campillo and Overton came to Bloomington in the Mayer Era.

Before Mayer embarked upon his coaching career, he worked as the sports editor for the North Vernon Plain Dealer and Sun as well as a sports writer and columnist for the Bedford Times Mail. Mayer also has held the position of Golf Course Manager and Superintendent at Muscatuck Country Club located in North Vernon, Ind.

A 1975 graduate of Jennings County High School, Mayer obtained degrees in journalism and English literature from Indiana in 1987, and went on to receive his master's degree in sport management from IU in 1998. Mayer also serves as the Director of Golf at Indiana University in charge of the IU golf facility and is a Class A member of the Professional Golfers Association of America and a Class A PGA Professional.

Born on Feb. 17, 1957, in Seymour, Ind., Mayer married the former Kimberly Collier on July 26, 2005. The couple resides in Unionville and have two children, Zachary Collier and Ty Mayer.

ASSISTANT COACH



BRIAN McCANTS

HEAD COACH
FOURTH YEAR AT INDIANA

Brian McCants was named assistant coach for the Indiana men's golf team on July 24, 2012. McCants spent the previous season as an assistant coach at Kansas University, following six highly successful seasons as head men's golf coach at Newberry College.

The 2013-14 season saw McCants help the Hoosiers to the NYX Hoosier Invitational title as well as a seventh place finish at the Big Ten Championships for Nicholas Grubnich. Senior David Mills also finished his career with a 74.09 career scoring average, which ranks in the top 10 all-time at Indiana.

In his first season with the Hoosiers, he helped guide IU to three tournament championships and an appearance in the NCAA Regional. Individually, Brant Peaper received First Team All-Big Ten honors and was named to the PING All-Midwest Region team as well.

During his one season at Kansas, the Jayhawks posted three Top Five tournament finishes, including a win at the Hawkeye/Great River Entertainment Invitational.

As head coach at Newberry College, McCants guided the Wolves to three South Atlantic Conference Championships and earned the South Atlantic Conference Coach of the Year honor four consecutive years.

McCants spent seven seasons on the men's golf coaching staff at Newberry College, serving as the head coach for the final six. During that time, he guided Newberry to the NCAA Division II National Championship quarterfinals in 2011, making Newberry College the first South Atlantic Conference team in history to qualify for the NCAA Division II Men's Golf National Championship twice after they also accomplished the feat in 2008.

McCants also coached the first South Atlantic Conference Golfer of the Year in program history in 2011 and three-straight SAC Freshman of the Year winners from 2008 to 2010. Prior to Newberry, McCants was the head men's golf coach at St. Andrews Presbyterian College in Laurinburg, N.C.

McCants is a 1994 graduate of Ferris State University in Big Rapids, Mich.



DAVE HOHNKE

VOLUNTEER COACH / CLUB FITTER
SIXTH YEAR AS A COACH AT INDIANA
WITH THE GOLF PROGRAM SINCE 2005

Dave Hohnke has been associated with the IU Men's Golf program since 2005, and officially began his duties as the team's volunteer coach at the start of the 2010-11 season. In addition to his coaching duties, Hohnke is the team's club fitter and assists in the organization of the annual NYX Hoosier Invitational each spring.

Hohnke started clubmaking in 1987 and has been a professional clubmaker since 1998. He is a member of the Golf Clubmakers Association, Professional Clubmakers Society and the International Clubmakers Guild. Regarded as the best club fitter in the state of Indiana, Hohnke is also certified as a golf equipment professional.

Hohnke graduated from IU in 1976 with an A.B. in English, Psychology and Philosophy.

2014-15 STATISTICS

INDIVIDUAL SEASON STATISTICS

Player	Rds.	Strokes	Avg.	75 & Below	Best 18	Best 36	Best 54	Top-5 Finish	Top-10 Finish	Top-25 Finish	Best Finish	Match Play Record
Keegan Vea (So.)	17	1,271	74.76	11	70	144	217	1	1	2	2nd - Rocket Individual	2-1
Andrew Fogg (Sr.)	14	1,054	75.29	7	72	148	222	0	0	1	T20 - Sagamore	--
Nicholas Grubnich (Sr.)	31	2,339	75.45	17	69	145	217	1	1	2	T4 - Northern Intercol.	0-3
Max Kollin (Jr.)	27	2,053	76.03	13	70	144	214	0	0	2	T11 - NYX Hoosier	1-1-2
Matt Weber (Fr.)	18	1,369	76.05	7	69	146	220	0	0	0	T29 - Blue Devil Shoot.	0-3-1
Brendon Doyle (Fr.)	28	2,141	76.46	13	70	145	215	0	0	1	T14 - NYX Hoosier	1-2
Andrew Havill (So.)	18	1,405	78.06	3	73	149	227	0	1	1	T10 - Rocket Individual	--
Will Seger (So.)	25	1,952	78.08	8	72	148	226	0	1	1	T10 - Rocket Individual	1-2
Christian Fairbanks (Fr.)	15	1,180	78.67	5	69	147	223	0	0	0	T12 - Sagamore	--
Jack Sparrow (Fr.)	--											
Jake Brown (Fr.)	--											

INDIVIDUAL RESULTS

BRENDON DOYLE (FR., LOUISVILLE, KY. - SAINT XAVIER H.S.)

Date	Tournament	Rd. 1	Rd. 2	Rd. 3	Rd. 4	Total (Finish)
Sept. 5-7	Northern Intercollegiate	77	80	74	--	231 (T38)
Sept. 12-14	OFCC/Fighting Illini Invitational	75	81	79	--	235 (T64)
Sept. 20-21	Wolf Run Intercollegiate	79	78	72	--	229 (T28)
Oct. 13	Sagamore Fall Preview*	79	82	rain	--	161 (T70)
Feb. 15-16	Big Ten Match Play	L, 1-up	L, 4&3	--	W, 3&2	1-2
March 15-16	Talis Park Challenge	74	74	71	--	219 (T34)
March 22	Blue Devil Spring Shootout	80				80 (T44)
April 3-5	Mason Rudolph Championship	71	81	79	--	231 (T65)
April 11-12	NYX Hoosier Invitational	72	73	70	--	215 (T14)
April 18-19	Boilermaker Intercollegiate	72	74	77	--	223 (T36)
April 24-26	Big Ten Championship	85	75	77	80	317 (61)

CHRISTIAN FAIRBANKS (FR., COLUMBUS, IND. - COLUMBUS NORTH H.S.)

Date	Tournament	Rd. 1	Rd. 2	Rd. 3	Rd. 4	Total (Finish)
Sept. 5-7	Northern Intercollegiate	78	82	81	--	241 (68)
Sept. 20-21	Wolf Run Intercollegiate*	81	83	94	--	258 (85)
Oct. 13	Sagamore Fall Preview	75	72	rain	--	147 (T12)
Oct. 19-21	Tavistock Collegiate Invitational	69	78	76	--	223 (T61)
March 22	Blue Devil Spring Shootout	80				80 (T44)
April 11-12	NYX Hoosier Invitational*	75	74	82	--	231 (78)

ANDREW FOGG (SR., GREENWOOD, IND. - RONCALLI H.S.)

Date	Tournament	Rd. 1	Rd. 2	Rd. 3	Rd. 4	Total (Finish)
Sept. 20-21	Wolf Run Intercollegiate*	78	79	73	--	230 (T30)
Oct. 13	Sagamore Fall Preview	73	76	rain	--	149 (T20)
Oct. 19-21	Tavistock Collegiate Invitational	73	79	76	--	228 (70)
March 15-16	Talis Park Challenge	74	74	77	--	225 (T57)
April 11-12	NYX Hoosier Invitational*	76	72	74	--	222 (T41)

NICHOLAS GRUBNICH (SR., CROWN POINT, IND. - CROWN POINT H.S.)

Date	Tournament	Rd. 1	Rd. 2	Rd. 3	Rd. 4	Total (Finish)
Sept. 5-7	Northern Intercollegiate	77	72	69	--	218 (T4)
Sept. 12-14	OFCC/Fighting Illini Invitational	74	73	80	--	227 (T38)
Sept. 20-21	Wolf Run Intercollegiate	73	80	78	--	231 (T34)
Oct. 13	Sagamore Fall Preview	75	77	rain	--	152 (T38)
Oct. 19-21	Tavistock Collegiate Invitational	81	73	79	--	233 (73)
Feb. 15-16	Big Ten Match Play	L, 4&2	--	L, 3&1	L, 2&1	0-3
March 15-16	Talis Park Challenge*	73	73	72	--	218 (T31)
March 22	Blue Devil Spring Shootout	78				78 (T35)
April 3-5	Mason Rudolph Championship	80	79	75	--	234 (68)
April 11-12	NYX Hoosier Invitational	77	74	77	--	228 (T66)
April 18-19	Boilermaker Intercollegiate	72	73	72	--	217 (T12)
April 24-26	Big Ten Championship	74	76	72	81	303 (T37)

ANDREW HAVILL (SO., CARMEL, IND. - CARMEL H.S.)

Date	Tournament	Rd. 1	Rd. 2	Rd. 3	Rd. 4	Total (Finish)
Sept. 5-7	Northern Intercollegiate*	74	79	76	--	229 (T32)
Sept. 12-14	OFCC/Fighting Illini Invitational	82	77	83	--	242 (73)
Sept. 20-21	Wolf Run Intercollegiate*	77	77	80	--	234 (T52)
Oct. 27-28	Rocket Individual Classic*	78	75	80	--	233 (T10)
March 15-16	Talis Park Challenge	78	80	82	--	240 (T76)
April 11-12	NYX Hoosier Invitational*	73	76	78	--	227 (T60)

MAX KOLLIN (JR., FARMINGTON HILLS, MICH. - NORTH FARMINGTON H.S.)

Date	Tournament	Rd. 1	Rd. 2	Rd. 3	Rd. 4	Total (Finish)
Sept. 5-7	Northern Intercollegiate	84	84	82	--	250 (72)
Sept. 20-21	Wolf Run Intercollegiate	77	81	75	--	233 (T48)
Oct. 13	Sagamore Fall Preview	78	72	rain	--	150 (T26)
Oct. 19-21	Tavistock Collegiate Invitational	74	72	71	--	217 (T40)
Feb. 15-16	Big Ten Match Play	Halved	L, 4&3	W, 4&3	Halved	1-1-2
March 15-16	Talis Park Challenge	81	77	79	--	237 (T73)
April 3-5	Mason Rudolph Championship	78	73	77	--	228 (T51)
April 11-12	NYX Hoosier Invitational	72	72	70	--	214 (T11)
April 18-19	Boilermaker Intercollegiate	74	71	72	--	217 (T12)
April 24-26	Big Ten Championship	77	78	77	75	307 (T47)

WILL SEGER (SO., JASPER, IND. - JASPER H.S.)

Date	Tournament	Rd. 1	Rd. 2	Rd. 3	Rd. 4	Total (Finish)
Sept. 5-7	Northern Intercollegiate	75	83	79	--	237 (T58)
Sept. 12-14	OFCC/Fighting Illini Invitational	77	81	75	--	233 (T59)
Sept. 20-21	Wolf Run Intercollegiate	77	82	80	--	239 (T66)
Oct. 27-28	Rocket Individual Classic*	78	75	80	--	233 (T10)
Feb. 15-16	Big Ten Match Play	W, 2&1	L, 4&2	L, 3&2	--	1-2
March 15-16	Talis Park Challenge	75	79	75	--	229 (64)
April 3-5	Mason Rudolph Championship	75	80	82	--	237 (T73)
April 11-12	NYX Hoosier Invitational*	76	72	78	--	226 (T57)
April 24-26	Big Ten Championship	74	83	79	82	318 (T62)

KEEGAN VEA (SO., EVANSVILLE, IND. - EVANSVILLE MEMORIAL H.S.)

Date	Tournament	Rd. 1	Rd. 2	Rd. 3	Rd. 4	Total (Finish)
Oct. 27-28	Rocket Individual Classic*	73	75	79	--	227 (2)
Feb. 15-16	Big Ten Match Play	--	W, 2-up	L, 6&5	W, 1-up	2-1
March 22	Blue Devil Spring Shootout	77				77 (T29)
April 3-5	Mason Rudolph Championship	79	76	74	--	229 (T54)
April 11-12	NYX Hoosier Invitational	74	70	73	--	217 (T17)
April 18-19	Boilermaker Intercollegiate	71	75	74	--	220 (T26)
April 24-26	Big Ten Championship	74	79	70	78	301 (T32)

MATT WEBER (FR., SAINT CHARLES, ILL. - BURLINGTON CENTRAL H.S.)

Date	Tournament	Rd. 1	Rd. 2	Rd. 3	Rd. 4	Total (Finish)
Sept. 12-14	OFCC/Fighting Illini Invitational	77	81	73	--	231 (T57)
Sept. 20-21	Wolf Run Intercollegiate	78	78	78	--	234 (T52)
Oct. 13	Sagamore Fall Preview	76	77	rain	--	153 (T45)
Oct. 19-21	Tavistock Collegiate Invitational	74	73	73	--	220 (T52)
Feb. 15-16	Big Ten Match Play	L, 1-up	L, 1-up	L, 2&1	Halved	0-3-1
March 22	Blue Devil Spring Shootout	77				77 (T29)
April 11-12	NYX Hoosier Invitational	77	69	75	--	221 (T37)
April 18-19	Boilermaker Intercollegiate	73	76	84	--	233 (T72)

2014-15 TOURNAMENT RESULTS

Date	Tournament	Finish	Rd. 1	Rd. 2	Rd. 3	Rd. 4	Total	
Sept. 5-7	Northern Intercollegiate	11th/13	307	317	303	---	927	
Sept. 12-14	Olympia Fields/Fighting Illini Invitational	15th/15	303	312	307	--	922	
Sept. 20-21	Wolf Run Intercollegiate	11th/15	305	317	303	--	925	
Oct. 13	Sagamore Fall Preview	7th/14	299	297	--	--	596	
Oct. 19-21	Tavistock Collegiate Invitational	15th/15	290	296	296	--	882	
Oct. 27-28	Rocket Individual Classic	No Team Score						
Feb. 15-16	Big Ten Match Play	1-3	L, 1-3-1 (NW)	L, 1-4 (PSU)	L, 1-4 (MSU)	W, 2-1-2 (NEB)		
March 15-16	Talis Park Challenge	15th/15	301	304	302	--	907	
March 22	Blue Devil Spring Shootout	8th/15	312	--	--	--	312	
April 3-5	Mason Rudolph Championship	14th/14	303	308	305	--	916	
April 11-12	NYX Hoosier Invitational	3rd/17	295	284	288	--	867	
April 18-19	Boilermaker Intercollegiate	5th/15	288	293	295	--	876	
April 24-26	Big Ten Championship	12th/14	299	308	296	314	1217	
Season Averages 47-108		300.1	303.6	299.4	314.0	903.1		

NORTHERN INTERCOLLEGIATE

Rich Harvest Farms • Sugar Grove, Ill. • Sept. 5-7, 2014

	Rd. 1	Rd. 2	Rd. 3	Total
INDIANA (11th/13)	307	317	303	927
Nicholas Grubnich (T4)	77	72	69	218
Brendon Doyle (T38)	77	80	74	231
Will Seger (T58)	75	83	79	237
Christian Fairbanks (68)	78	82	81	241
Max Kollin (72)	84	84	82	250
Andrew Havill* (T32)	74	79	76	229

OLYMPIA FIELDS/FIGHTING ILLINI INVITATIONAL

Olympia Fields Country Club • Olympia Fields, Ill. • Sept. 12-14, 2014

	Rd. 1	Rd. 2	Rd. 3	Total
INDIANA (15th/15)	303	312	307	922
Nicholas Grubnich (T38)	74	73	80	227
Matt Weber (T57)	77	81	73	231
Will Seger (T59)	77	81	75	233
Brendon Doyle (T64)	75	81	79	235
Andrew Havill (73)	82	77	83	242

WOLF RUN INTERCOLLEGIATE

Wolf Run Golf Club • Zionsville, Ind. • Sept. 20-21, 2014

	Rd. 1	Rd. 2	Rd. 3	Total
INDIANA (11th/15)	305	317	303	925
Brendon Doyle (T28)	79	78	72	229
Nicholas Grubnich (T34)	73	80	78	231
Max Kollin (T48)	77	81	75	233
Matt Weber (T52)	78	78	78	234
Will Seger (T66)	77	82	80	239
Andrew Fogg (T30)*	78	79	73	230
Andrew Havill (T52)*	77	77	80	234
Christian Fairbanks (85)*	81	83	94	258

SAGAMORE FALL PREVIEW

The Sagamore Club • Noblesville, Ind. • Oct. 13, 2014

	Rd. 1	Rd. 2	Rd. 3	Total
INDIANA (7th/14)	299	297	Rain	596
Christian Fairbanks (T12)	75	72		147
Andrew Fogg (T20)	73	76		149
Max Kollin (T26)	78	72		150
Nicholas Grubnich (T38)	75	77		152
Matt Weber (T45)	76	77		153
Brendon Doyle (T70)*	79	82		161

TAVISTOCK COLLEGIATE INVITATIONAL

Lake Nona Golf and Country Club • Orlando, Fla. • Oct. 19-21, 2014

	Rd. 1	Rd. 2	Rd. 3	Total
INDIANA (15th/15)	290	296	296	882
Max Kollin (T40)	74	72	71	217
Matt Weber (T52)	74	73	73	220
Christian Fairbanks (T61)	69	78	76	223
Andrew Fogg (70)	73	79	76	228
Nicholas Grubnich (73)	81	73	79	233

ROCKET INDIVIDUAL CLASSIC

Belmont Country Club • Perrysburg, Ohio • Oct. 27-28, 2014

	Rd. 1	Rd. 2	Rd. 3	Total
INDIANA (No Team Score)				
Keegan Veal (2)	73	75	79	227
Andrew Havill (T10)	78	75	80	233
Will Seger (T10)	78	75	80	233

BIG TEN MATCH PLAY CHAMPIONSHIP

Hammock Beach Resot • Palm Coast, Fla • Feb. 15-16, 2015

FIRST ROUND

(#5) Northwestern def. (#12) Indiana, 3-1-1

Will Seger (IU) def. Sam Triplett (NW), 2&1
 Charles Wang (NW) def. Brendon Doyle, 1up
 Bennett Lavin (NW) vs. Max Kollin (IU), halved
 Josh Jamieson (NW) def. Matt Weber (IU), 1up
 Dylan Wu (NW) def. Nicholas Grubnich (IU), 4&2

ROUND ROBIN

(#6) Penn State def. (#12) Indiana, 4-1

Keegan Veal (IU) def. Christian Elliot (PSU), 2up
 Cole Miller (PSU) def. Will Seger (IU), 4&2
 Cody Cox (PSU) def. Brendon Doyle (IU), 4&3
 Jens Talbert (PSU) def. Max Kollin (IU), 4&3
 JD Dornes (PSU) def. Matt Weber (IU), 1up

ROUND ROBIN

(#9) Michigan State def. (#12) Indiana, 4-1

Charlie Netzel (MSU) def. Keegan Veal (IU), 6&5
 Sam Weatherhead (MSU) def. Will Seger (IU), 3&2
 Max Kollin (IU) def. Jon Finley (MSU), 4&3
 Mitch Rutledge (MSU) def. Matt Weber (IU), 2&1
 Gareth Lappin (MSU) def. Nicholas Grubnich, 3&1

2014-15 TOURNAMENT RESULTS

ROUND ROBIN

(#12) Nebraska def. (#14) Indiana, 2-1-2

Keegan Vea (IU) def. Aaron Wong (NEB), 1up
 Brendon Doyle (IU) def. Justin Jennings (NEB), 3&2
 Max Kollin (IU) vs. Mike Siwa (NEB), halved
 Matt Weber (IU) vs. Ross Dickson (NEB), halved
 Josh Reinertson (NEB) def. Nicholas Grubnich, 2&1

TALIS PARK CHALLENGE

Talis Park Golf Club • Naples, Fla. • March 15-16, 2015

	Rd. 1	Rd. 2	Rd. 3	Total
INDIANA (15th/15)				
Brendon Doyle (T34)	74	74	71	219 (+6)
Andrew Fogg (T57)	74	74	77	225 (+12)
Will Seger (64)	75	79	75	229 (+16)
Max Kollin (T73)	81	77	79	237 (+24)
Andrew Havill (T76)	78	80	82	240 (+27)
Nicholas Grubnich (T31)*	73	73	72	218 (+5)

BLUE DEVIL SPRING SHOOTOUT

Duke University Golf Club • Durham, N.C. • March 22, 2015

	Rd. 1	Total
INDIANA (8th/15)		
Keegan Vea (T29)	77	+5
Matt Weber (T29)	77	+5
Nicholas Grubnich (T35)	78	+6
Christian Fairbanks (T44)	80	+8
Brendon Doyle (T44)	80	+8

MASON RUDOLPH CHAMPIONSHIP

Vanderbilt Legends Club • Franklin, Tenn. • April 3-5, 2015

	Rd. 1	Rd. 2	Rd. 3	Total
INDIANA (14th/14)	303	308	305	916
Max Kollin (T51)	78	73	77	228
Keegan Vea (T54)	79	76	74	229
Brendon Doyle (T65)	71	81	79	231
Nicholas Grubnich (68)	80	79	75	234
Will Seger (T73)	75	80	82	237

NYX HOOSIER INVITATIONAL

IU Golf Course • Bloomington, Ind. • April 11-12, 2015

	Rd. 1	Rd. 2	Rd. 3	Total
INDIANA (3rd/17)	295	285	288	867
Max Kollin (T11)	72	72	70	214
Brendon Doyle (T14)	72	73	70	215
Keegan Vea (T17)	74	70	73	217
Matthew Weber (T37)	77	69	75	221
Nicholas Grubnich (T66)	77	74	77	228
Andrew Fogg* (T41)	76	72	74	222
Will Seger* (T57)	76	72	78	226
Andrew Havill* (T60)	73	76	78	227
Christian Fairbanks* (78)	75	74	82	231

* - Competed as an individual

BOILERMAKER INTERCOLLEGIATE

Kampen Course • West Lafayette, Ind. • April 18-19, 2015

	Rd. 1	Rd. 2	Rd. 3	Total
INDIANA (5th/15)	288	293	295	876
Nicholas Grubnich (T12)	72	73	72	217
Max Kollin (T12)	74	71	72	217
Keegan Vea (T26)	71	75	74	220
Brendon Doyle (T36)	72	74	77	223
Matthew Weber (T72)	73	76	84	233

BIG TEN CHAMPIONSHIP

Victoria National Golf Club • Newburgh, Ind. • April 24-26, 2015

	Rd. 1	Rd. 2	Rd. 3	Rd. 4	Total
INDIANA (12th/14)	299	308	296	314	1217
Keegan Vea (T32)	74	79	70	78	301
Nicholas Grubnich (T37)	74	76	72	81	303
Max Kollin (T47)	77	78	77	75	307
Brendon Doyle (61)	85	75	77	80	317
Will Seger (T62)	74	83	79	82	318

*Competed as an individual


ALL-AMERICANS



RON ROYER
1959 THIRD TEAM
1958-60
 Crawfordsville, Ind.

Ron Royer became the first Indiana men's golfer selected as an All-American, garnering a spot on the third team in 1959. The 1958 Indiana State Junior Champion qualified for match play at the NAAs in 1958 and 1959. Royer was the top Hoosier finisher at the three Big Ten Championships in which he competed. In 1958, he finished in sixth place with 301. The following season he finished second in the conference, shooting a 307 and leading the team to a third-place finish in the league. In 1960, Royer entered the final round in the top three before finishing sixth with a three-round total of 299. Royer led the team with a 75.00 scoring average in 1957-58. The team finished second in the Big Ten and 13th in the NCAA Tournament. In his final season, Royer led the Hoosiers, playing in 11 rounds and recording a career-best scoring average of 74.73. Success also followed Royer after his collegiate career as he won the Indiana State Amateur Championship in 1969.


Year	Rounds	Strokes	Average	Low
1957-58	18	1,350	75.00	70
1958-59	21	1,600	76.19	69
1959-60	11	822	74.73	69
Career	50	3,772	75.44	69



STEVE CISCO
1968 HONORABLE MENTION
1967-69
 Evanston, Ill.

Steve Cisco was named honorable mention All-America after the 1968 season. In 1968, he finished second at the Big Ten Championships with a 295, leading the Hoosiers to their second conference title. Cisco also captured a spot on the All-Big Ten team. As a senior, he qualified for the NCAA Tournament and tied for 83rd, shooting a 321. In 1969, the team finished 11th at the NCAA Championships. Cisco was the second-leading scorer on the team in 1967-68 with a 75.21 average. He led the team in number of rounds played in each of his three seasons.

Year	Rounds	Strokes	Average	Low
1966-67	17	1,356	79.76	71
1967-68	19	1,429	75.21	69
1968-69	19.5	1,529	78.41	73
Career	55.5	4,314	77.73	69



BYRON COMSTOCK
1964 SECOND TEAM
1962-64
 Sioux Falls, N.D.

Indiana's second All-American, Byron Comstock earned second team honors in 1964. As a sophomore in 1962, Comstock helped the Hoosiers to their first Big Ten Championship. He placed 10th in the event with a 301 (72-72-79-78). Comstock scored for the Hoosiers in many dual matches during the 1964 season. In each of his three varsity seasons with the Hoosiers, Comstock was the team's second-leading scorer.

Year	Rounds	Strokes	Average	Low
1961-62	17	1,284	75.53	72
1962-63	13	1,001	77.00	72
1963-64	17	1,287	75.71	70
Career	47	3,572	76.00	70

WAYNE MCDONALD
1969-70 FIRST TEAM
1968-70
 Port Credit, Ontario



Wayne McDonald earned first team accolades in 1969 and 1970, after placing second and ninth, respectively, at the NAAs. His second-place tie at the 1969 NCAA Tournament is tied for the best individual performance in Hoosier history. McDonald was a member of Big Ten Championship title teams in both 1968 and 1970. He placed seventh at the 1969 Big Ten meet and second in 1970. McDonald also earned All-Big Ten honors in 1970.

Year	Rounds	Strokes	Average	Low
1967-68	19	1,461	76.89	72
1968-69	19.5	1,474	75.59	68
1969-70	22.5	1,708	75.91	72
Career	61	4,643	76.11	68

ALL-AMERICANS




DON PADGETT
1969 SECOND TEAM
1970 HONORABLE MENTION
1969-70
Akron, Ohio

Don Padgett earned national recognition after being named second team All-America in 1969 and receiving honorable mention All-America honors in 1970. Padgett placed first at the Big Ten Championship in 1969 after shooting a 269. He qualified for the 1969 NCAA Tournament and finished tied for 45th with a 313. In 1970, Padgett tied for 28th at the NCAAs with a 297. After winning the Big Ten Individual Championship, Padgett was an All-Big Ten selection in 1969. He led the team in scoring average (75.51) in 1968-69 and was second on the team with a 76.58 scoring average in 1969-70. Padgett's 22.5 rounds played his final season led the team.

Year	Rounds	Strokes	Average	Low
1968-69	18.5	1,398	75.51	67
1969-70	22.5	1,723	76.58	70
Career	41	3,121	76.12	67

GARY BIDDINGER
1973 THIRD TEAM
1974-75 HONORABLE MENTION
1972-75
Westport, Ind.



A three-time All-American, Gary Biddinger earned third-team honors in 1973 and followed with two consecutive honorable mention selections in 1974 and 1975. Biddinger was a member of three straight Big Ten Championship teams from 1973-75. He tied Hoosier teammate Bob Ackerman for medalist honors at the 1975 league championship, just the second time in league history teammates have accomplished the feat. Biddinger finished 20th at the 1975 NCAA Tournament to help IU to a share of eighth place.

Year	Rounds	Strokes	Average	Low
1971-72	17	1,274	74.94	70
1972-73	23	1,717	74.64	71
1973-74	26	1,964	74.54	71
1974-75	28	2,097	74.89	70
Career	94	7,052	75.02	70




KEVIN PROCTOR
1973 HONORABLE MENTION
1970-73
Bowling Green, Ky.

Kevin Proctor earned honorable mention All-America honors in 1973 after leading the Hoosiers with a 74.26 stroke average. Proctor placed eighth in the 1970 Big Ten Championship, helping the team capture the conference title. He qualified for the NCAA Tournament in 1970, 1972 and 1973. Proctor tied for 51st in the 1972 NCAAs. He grabbed a spot on the 1973 All-Big Ten team. The team appeared in three NCAA Tournaments during his four-year career, finishing 12th twice.

Year	Rounds	Strokes	Average	Low
1970-71	17.5	1,380	78.86	72
1971-72	23	1,759	76.48	72
1972-73	19	1,447	76.16	67
1973-74	23	1,708	74.26	70
Career	82.5	6,294	76.29	67

KELLY ROBERTS
1974 SECOND TEAM
1975 FIRST TEAM
1972-75
London, Ontario



Kelly Roberts earned first-team All-America honors in 1975 after capturing second-team accolades in 1974. Roberts placed second at the Big Ten Championship in 1974 as well. A member of three straight Big Ten Championship teams, Roberts earned All-Big Ten honors from 1973-75. He shot a round of 67 at the Schenkel Invitational in 1975. Roberts also boasts IU's fifth-lowest four-round mark of 283 at the Northern Intercollegiate in 1974.

Year	Rounds	Strokes	Average	Low
1971-72	14	1,047	74.79	69
1972-73	23	1,718	74.70	68
1973-74	28	2,084	74.43	69
1974-75	28	2,079	74.25	67
Career	93	6,928	74.49	67

ALL-AMERICANS



BOB ACKERMAN
1975 SECOND TEAM
1973-75
 Bridgeman, Mich.

Bob Ackerman was a second team All-America honoree in 1975. The Bridgeman, Mich., native was a member of three straight Big Ten Championship teams from 1973-75. He tied Hoosier teammate Gary Biddinger for medalist honors at the 1975 league championship, just the second time in league history teammates have accomplished the feat. Ackerman, who earned All-Big Ten honors in 1975, finished 14th at the 1975 NCAA Tournament to help IU to a share of eighth place.

Year	Rounds	Strokes	Average	Low
1972-73	23	1,758	76.43	71
1973-74	24	1,792	74.67	70
1974-75	28	2,094	74.79	70
Career	75	5,644	75.25	70

ROB JACKSON
1975-76 HONORABLE MENTION
1977 THIRD TEAM
1974-77
 Montreal, Ontario



Rob Jackson was named honorable mention All-America in 1975 and 1976 and earned a spot on the third team in 1977. His 73.13 scoring average in 1976 ranks 15th on Indiana's all-time list. He also owns the ninth-lowest freshman scoring average (74.64) in Indiana history. His 74.05 career average ranks fifth in school history. Jackson's second-place finish at the 1975 Big Ten Championships helped guide the Hoosiers to a league title. He finished third at the 1975 and 1976 Big Ten Championships. He qualified for the NCAA Tournament as a sophomore, junior and senior. He was an All-Big Ten selection from 1974-76 and was awarded the Big Ten Les Bolstad Award for low season stroke average in 1975 with a 73.50 average. During his four seasons, the Hoosiers won two Big Ten Championships (1974 and 1975) and finished second twice.

Year	Rounds	Strokes	Average	Low
1973-74	28	2,090	74.64	69
1974-75	28	2,076	74.14	65
1975-76	24	1,755	73.13	68
1976-77	29	2,159	74.45	68
Career	109	8,080	74.13	65



TIM KORESSEL
1983 HONORABLE MENTION
1982-83
 Tell City, Ind.

Tim Koressel was an honorable mention All-American in 1983 after leading the Hoosiers with a 74.32 stroke average in 25 rounds. He topped the team in scoring average each season from 1981-83. Koressel placed fourth at the 1981 Big Ten Championships, fifth in 1982 and second in 1983, guiding the Hoosiers to three consecutive second-place finishes. He was named to the All-Big Ten team in 1982 and 1983. Koressel was an NCAA qualifier in 1982. In 1982, he led the team to an NCAA appearance, where the team finished in 30th place. He led the Hoosiers playing 20 tournaments in 1981-82 and 25 rounds in 1982-83.

Year	Rounds	Strokes	Average	Low
1980-81	20	1,488	74.40	68
1981-82	20	1,496	74.80	66
1982-83	25	1,858	74.32	68
Career	65	4,842	74.49	66


SHAUN MICHEEL
1991 FIRST TEAM
1988-91
 Cordova, Tenn.



The 2003 PGA champion and current member of the PGA Tour, Shaun Micheel earned first team All-America honors after becoming IU's sixth Big Ten medalist while leading IU to its seventh Big Ten Championship title in 1991. Micheel shot the league's third-lowest winning individual score for 72 holes with a 276. He also was named Big Ten Player of the Year in 1991. A year prior, Micheel earned NCAA All-District IV honors. A two-time all-conference selection, Micheel became the second Hoosier to win the Big Ten's Les Bolstad Award for low stroke average (72.08) in 1991. A two-time Balfour Award honoree at Indiana University, Micheel also was a Jake Gimbel Award winner.

Year	Rounds	Strokes	Average	Low
1987-88	26	1,965	75.58	68
1988-89	31.5	2,370	75.24	70
1989-90	38	2,844	74.84	68
1990-91	39	2,811	72.08	67
Career	134.5	9,990	74.28	67

ALL-AMERICANS



RANDY LEEN
1997 FIRST TEAM
1998 SECOND TEAM
1995-98
Dayton, Ohio

Randy Leen earned first team All-America honors in 1997, and second team laurels in 1998. Leen, a three-time Big Ten Player of the Year as well as all-conference selection, also was a U.S. Amateur semifinalist and Walker Cup participant in 1997. A year prior, he was the low amateur in the 1996 U.S. Open. Leen was invited to play in the Open as an alternate after Fred Couples withdrew with a back injury. His highest NCAA finish was 10th place at the 1997 Championships. That same year, Leen's 72.02 scoring average set a then-IU record, while the 65 he shot at the Wolverine Invite in 1998 also stood as the school's best one-round mark until 2003. Leen was a two-time Balfour Award winner.

Year	Rounds	Strokes	Average	Low
1994-95	33	2,517	76.27	73
1995-96	38	2,796	73.58	67
1996-97	43	3,097	72.02	68
1997-98	38	2,761	72.66	65
Career	152	11,171	73.49	65



JORGE CAMPILLO
2008-09 FIRST TEAM
2006-09
Caceres, Spain

Jorge Campillo, a two-time All-American, notched first team All-America laurels in 2008 following a tie for second place at the NCAA Championship. Campillo's career scoring average of 72.22 is the second lowest in school history. He joined PGA Tour stars Jeff Overton and Shaun Micheel as the only golfers in IU history to win a Big Ten championship, Big Ten Golfer of the Year and the Les Bolstad Award in the same season, a feat Campillo accomplished in 2008. He was named Big Ten Player of the Year in 2009 as well. Campillo represented Team Europe three consecutive years in the Palmer Cup (2007-09). Campillo was selected as Indiana's Male Athlete of the Year in 2009. In four years as a Hoosier, Campillo racked up individual medalist honors nine times, including three tournament titles in each of his final two seasons donning the Cream and Crimson. His season scoring averages during those two seasons also rank third and fourth all-time in IU lore.

Year	Rounds	Strokes	Average	Low
2005-06	39	2,834	72.69	67
2006-07	38	2,803	73.76	67
2007-08	43	3,084	71.72	63
2008-09	36	2,545	70.69	63
Career	156	11,266	72.22	63



JEFF OVERTON
2004-05 SECOND TEAM
2002-2005
Evansville, Ind.

Jeff Overton completed his career as one of the most storied golfers in the history of Indiana golf with second team All-America accolades in 2004 and 2005. He is the only Hoosier golfer to ever card a single-season scoring average under 70 with 69.97 in 2004-05, and his career average of 71.72 bested Randy Leen's 73.49 mark for the top spot in school history. Overton won eight career tournaments, including Big Ten medalist honors in 2005. For the second straight year, the Evansville, Ind., native was named Big Ten Player of the Year in 2004-05, becoming the first Hoosier since Leen (1996-98) to garner the award in consecutive seasons. Additionally in 2004-05, Overton won the Les Bolstad Award for low season stroke average for the second time in as many years. Overton was named to the All-Big Ten team all four years of his career, claiming first team honors three times. He also became the first Hoosier to participate in both the Walker and Palmer Cups in 2005.

Year	Rounds	Strokes	Average	Low
2001-02	31	2,308	74.45	66
2002-03	40	2,890	72.25	66
2003-04	42	2,966	70.62	64
2004-05	34	2,379	69.97	61
Career	147	10,543	71.72	61



INDIVIDUAL RECORDS

ONE ROUND

61	Jeff Overton - Xavier Invitational, 2004
63	Jorge Campillo - Windon Memorial Classic, 2008 Jorge Campillo - Boilermaker Inv., 2008
64	Alex Martin - Renaissance Intercollegiate, 2009 Jorge Campillo - College All-American Classic, 2008 Jeff Overton - 49er Collegiate Classic, 2003
65	Andrew Fogg - NYX Hoosier Invite, 2013 Brant Peaper - Wolf Run Intercol., 2012 Brant Peaper - Windon Memorial - 2012 David Erdy - Firestone Invitational, 2010 David Erdy - Wolf Run Intercollegiate, 2009 David Erdy - Collegiate Match Play Qlfr., 2009 Jeff Overton - Big Ten Championships, 2005 (2x) Jeff Overton - Xavier Invitational, 2004 Jeff Overton - Xavier Invitational, 2003 (2x) Jeff Overton - Hoosier Invitational, 2003 Brent Landry - Xavier Intercollegiate, 1998 Randy Leen - Wolverine Invitational, 1998 Dan Olsen - Ellwood Greens, 1989 Rob Jackson - Port Malabar Invitational, 1975

TWO ROUNDS

130	Jeff Overton - Big Ten Championships, 2005 Jeff Overton - Xavier Invitational, 2003
131	Jorge Campillo - Boilermaker Inv., 2008 Jeff Overton - Xavier Invitational, 2004 Jeff Overton - 49er Collegiate Classic, 2003
133	Alex Martin - Renaissance Intercollegiate, 2009
134	Heath Peters - Xavier Invitational, 2004 Jeff Overton - Hoosier Invitational, 2003
135	Brant Peaper - Wolf Run Intercollegiate, 2013 David Erdy - Firestone Invitational, 2010 Jorge Campillo - Hoosier Invitational, 2009 Jeff Overton - Fossum/TaylorMade Inv., 2005
	Brent Landry - Xavier Invitational, 1998

THREE ROUNDS

192	Jeff Overton - Xavier Invitational, 2004
199	Jeff Overton - Big Ten Championships, 2005 Jeff Overton - 49er Collegiate Classic, 2003
200	Alex Martin - Renaissance Intercollegiate, 2009
201	Jorge Campillo - Boilermaker Inv., 2008
202	Brant Peaper - Wolf Run Intercollegiate, 2013
203	Jorge Campillo - Hoosier Invitational, 2009 Heath Peters - Xavier Invitational, 2004 Jeff Overton - Hoosier Invitational, 2003
204	Chase Wright - Hoosier Invitational, 2010 Jorge Campillo - Olympia Fields Inv., 2008 Dan Olsen - Ellwood Greens, 1989
205	Jorge Campillo - Windon Mem. Classic, 2008

FOUR ROUNDS

276	Shaun Micheel - Big Ten Championships, 1991
278	Jorge Campillo - Big Ten Championships, 2008
279	Tim Koressel - Big Ten Championships, 1981
281	Yves Tremblay - Big Ten Championships, 1981
283	Kelly Roberts - Northern Invitational, 1974
284	Shaun Micheel - Spartan Invitational, 1990
285	Jeff Overton - NCAA Championships, 2004 Jeff Overton - Big Ten Championships, 2003 Steve Wheatcroft - Big Ten Champ., 2001
286	Ben Davidson - Big Ten Championships, 2002 Mike Ingram - Big Ten Championships, 1984 Tim Koressel - Big Ten Championships, 1983 David Thomas - Big Ten Championships, 1981

SEASON AVERAGE

(20 ROUND MINIMUM, BELOW 74.00)

Avg.	Player	Year
69.97	Jeff Overton	2005
70.62	Jeff Overton	2004
70.69	Jorge Campillo	2009
71.72	Jorge Campillo	2008
72.02	Randy Leen	1997
72.08	Shaun Micheel	1991
72.25	Jeff Overton	2003
72.33	Alex Martin	2010
72.44	Dan Olsen	1989
72.48	Alex Martin	2009
72.66	Randy Leen	1998
72.67	Jorge Campillo	2006
72.79	David Erdy	2010
72.83	David Erdy	2011
72.81	Steve Wheatcroft	2001
72.92	Dan Olsen	1988
73.00	Heath Peters	2004
73.06	Chase Wright	2011
73.13	Rob Jackson	1976
73.43	Brant Peaper	2013
73.58	Randy Leen	1996
73.76	Jorge Campillo	2007
73.77	Santiago Quirarte	2006
73.52	Chase Wright	2010
73.83	David Mills	2011
73.96	Chase Wright	2009

LOW CAREER STROKE AVERAGE (50 RD. MIN.)

Avg.	Player	Years
71.72	Jeff Overton	2002-05
72.22	Jorge Campillo	2006-09
73.29	Chase Wright	2009-12
73.49	Randy Leen	1995-98
73.60	David Erdy	2009-12
73.94	Heath Peters	2002-05
74.05	Rob Jackson	1974-77
74.18	Alex Martin	2007-10
74.24	Dan Olsen	1986-89
74.28	Shaun Micheel	1988-91

YEARLY LOW STROKE AVERAGE (15 RD. MIN.)

Year	Player	Avg.	Year	Player	Avg.
1973	Kevin Proctor	74.26	1996	Randy Leen	73.58
1974	Kelly Roberts	74.43	1997	Randy Leen	72.02
1975	Rob Jackson	74.14	1998	Randy Leen	72.66
1976	Rob Jackson	73.13	1999	Brent Landry	74.08
1977	Rob Jackson	74.45	2000	Steve Wheatcroft	74.53
1978	Steve Rogers	75.14	2001	Steve Wheatcroft	72.81
1979	Gary Stickl	75.82	2002	Jeff Overton	74.45
1980	Gary Stickl	75.25	2003	Jeff Overton	72.25
1981	Tim Koressel	74.40	2004	Jeff Overton	70.62
1982	Tim Koressel	74.80	2005	Jeff Overton	69.97
1983	Tim Koressel	74.32	2006	Jorge Campillo	72.67
1984	Mike Ingram	75.12	2007	Jorge Campillo	73.76
1985	Mike Ingram	75.60	2008	Jorge Campillo	71.67
1986	John Kernohan	75.73	2009	Jorge Campillo	70.69
1987	Remi Bouchard	74.12	2010	Alex Martin	72.33
1988	Dan Olsen	72.92	2011	David Erdy	72.83
1989	Dan Olsen	72.44	2012	Chase Wright	72.84
1990	Shaun Micheel	74.84	2013	Brant Peaper	73.43
1991	Shaun Micheel	72.08	2014	David Mills	73.94
1992	Derek Clouse	75.82	2015	Keegan Vea	74.76
1993	Jody Roudebush	74.53			
1994	Jody Roudebush	75.28			
1995	Don Padgett III	75.24			

TEAM & FRESHMAN RECORDS

ONE ROUND

Score	Event	Year
271	Renaissance Intercollegiate	2009
	*Big Ten Championships	1981
273	Firestone Invitational	2010
	Hoosier Invitational	2003
	Stanford Shootout	1992
274	Hoosier Invitational	2009
	Xavier Invitational	2004
275	Big Ten Championships	2005
277	NCAA Southeast Regional	2009
	Xavier Invitational	2003
	Xavier Invitational	1998
278	Winton Memorial	2012
	Hoosier Invitational	2010
	Hoosier Invitational	2010
	Hoosier Invitational	2009
	Legends Intercollegiate	2000

*1981 Big Ten Championships format counted top five golfers. However, Indiana fired a 66-68-68-69 along with a 70-71 in the second round of the event.

TWO ROUNDS

Score	Event	Year
551	Renaissance Intercollegiate	2009
555	Xavier Invitational	2004
556	Hoosier Invitational	2003
557	Legends Intercollegiate	2000
558	Big Ten Championships	2005
559	Big Ten Championships	1991
560	Hoosier Invitational	2010
	Xavier Invitational	2003
561	NYX Hoosier Invitationals	2013
	Winton Memorial	2012
	Hoosier Invitational	2009
	*Big Ten Championships	1981
562	Hoosier Invitational	2011
563	Boilermaker Invitational	2008
	49er Collegiate Classic	2003

*290-271, counting the top four scores.

THREE ROUNDS

Score	Event	Year
832	Renaissance Intercollegiate	2009
834	Xavier Invitational	2004
837	Hoosier Invitational	2003
838	Hoosier Invitational	2010
839	Hoosier Invitational	2009
840	Legends Intercollegiate	2000
842	49er Collegiate Classic	2003
846	*Big Ten Championships	1981
847	Stanford Shootout	1992
848	Winton Memorial Classic	2008
	Cardinal Collegiate	2008

*290-271-285, counting the top four scores.

FOUR ROUNDS

Score	Event	Year
1,124	Northern Intercollegiate	1977
1,137	Kepler Invitational	1980
1,138	Big Ten Championships	1991
1,152	Kepler Invitational	1973
1,161	Kepler Invitational	1978

FRESHMAN SEASON AVERAGE (15 ROUND MINIMUM, BELOW 76.00)

Avg.	Player	Rds.	Year
72.67	Jorge Campillo	39	2006
73.83	David Mills	36	2011
73.96	Chase Wright	24	2009
74.15	Drew Allenspach	39	2006
74.33	Seth Brandon	33	2006
74.45	David Erdy	33	2009
74.45	Jeff Overton	31	2002
74.53	Santiago Quirarte	34	2005
74.60	Jody Roudebush	30	1991
74.64	Rob Jackson	28	1974
74.89	Heath Peters	32	2002
75.12	Michael Ingram	17	1981
75.14	Will Seger	34	2014
75.23	Corey Ziedonis	30	2010
	Mike Castleforte	22	2001
75.27	Sean Stone	15	2013
75.48	Scott Seibert	31	2003
75.52	Brant Peaper	25	2010
	Remi Bouchard	21	1984
75.58	Shaun Micheel	26	1988
75.61	Keegan Vea	18	2014
75.78	Aldo Jordan	37	2000
75.81	Don Padgett III	16	1994
75.87	David Butwell	30	2004
75.95	Yves Tremblay	20.5	1977

YEARLY LOW FRESHMAN AVG. (15 ROUND MINIMUM)

Year	Player	Avg.
1974	Rob Jackson	74.64
1975	Round Minimum Not Met	
1976	Jon Dunn	77.50
1977	Yves Tremblay	75.95
1978	Round Minimum Not Met	
1979	Round Minimum Not Met	
1980	David Thomas	76.59
1981	Michael Ingram	75.12
1982	Round Minimum Not Met	
1983	Round Minimum Not Met	
1984	Remi Bouchard	75.52
1985	Francois Hurtubise	81.27
1986	John Andrews	76.54
1987	Round Minimum Not Met	
1988	Shaun Micheel	75.58
1989	Mark Lancioni	77.96
1990	Jeff Ousley	78.69
1991	Jody Roudebush	74.60
1992	Round Minimum Not Met	
1993	No Freshmen Competed	
1994	Don Padgett III	75.81
1995	Randy Leen	76.27
1996	Round Minimum Not Met	
1997	Round Minimum Not Met	
1998	Round Minimum Not Met	
1999	Richard Thomas	77.33
2000	Aldo Jordan	75.78
2001	Mike Castleforte	75.23
2002	Jeff Overton	74.45
2003	Scott Seibert	75.48
2004	David Butwell	75.87
2005	Santiago Quirarte	74.53
2006	Jorge Campillo	72.67
2007	Alex Martin	77.34
2008	Ren Han	76.44
2009	Chase Wright	73.96
2010	Corey Ziedonis	75.23
2011	David Mills	73.83
2012	Round Minimum Not Met	
2013	Sean Stone	75.27
2014	Will Seger	75.14
2015	Matthew Weber	76.05

-BOLD denotes current Hoosier student-athlete

HONORS AND AWARDS

ALL-AMERICA SELECTIONS

1959 Ron Royer - (Third)
 1964 Byron Comstock - (Second)
 1968 Steve Cisco - (H.M.)
 1969 Wayne McDonald (First)
 Don Padgett (Second)
 1970 Wayne McDonald (First)
 Don Padgett (H.M.)
 1973 Gary Biddinger (Third)
 Kevin Proctor (H.M.)
 1974 Kelly Roberts (Second)
 Gary Biddinger (H.M.)
 1975 Kelly Roberts (First)
 Bob Ackerman (Second)
 Gary Biddinger (H.M.)
 Rob Jackson (H.M.)
 1976 Rob Jackson - (H.M.)
 1977 Rob Jackson - (Third)
 1983 Tim Koressel - (H.M.)
 1991 Shaun Micheel - (First)
 1997 Randy Leen - (First)
 1998 Randy Leen - (Second)
 2004 Jeff Overton - (Second)
 2005 Jeff Overton - (Second)
 2008 Jorge Campillo - (First)
 2009 Jorge Campillo - (First)

ALL-BIG TEN SELECTIONS

1968 Steve Cisco
 1969 Don Padgett Jr.
 1970 Wayne McDonald
 1972 Gary Biddinger
 Gary Hamilton
 1973 Gary Biddinger
 Kelly Roberts
 Kevin Proctor
 1974 Rob Jackson
 Kelly Roberts
 1975 Bob Ackerman
 Gary Biddinger
 Rob Jackson
 Kelly Roberts
 1976 Rob Jackson
 1977 Mike Mealia
 1979 Eric Kaufmanis
 Gary Stickl
 1980 Eric Kaufmanis
 Gary Stickl
 1982 Tim Koressel
 1983 Tim Koressel
 1984 Mike Ingram
 1987 Remi Bouchard
 1988 Dan Olsen
 1990 Shaun Micheel
 1991 Shaun Micheel
 1993 Jody Roudebush
 1994 Jody Roudebush
 1996 Randy Leen
 1997 Randy Leen
 1998 Randy Leen
 Josh Brewer
 1999 Brent Landry
 2000 Steve Wheatcroft
 2001 Steve Wheatcroft
 2002 Jeff Overton
 2003 Jeff Overton
 2004 Jeff Overton
 Heath Peters
 2005 Jeff Overton

2006 Jorge Campillo
 2007 Jorge Campillo
 2008 Seth Brandon
 Jorge Campillo
 2009 Jorge Campillo
 Alex Martin
 2010 Alex Martin
 2011 David Erdy
 2012 David Mills
 Chase Wright
 2013 Brant Peaper

ALL-AMERICA SCHOLARS

1992 Joe Tomaselli, Jody Roudebush
 1993 Jody Roudebush
 1994 Jody Roudebush
 1996 Mike Kemper
 1997 Josh Brewer
 1998 Josh Brewer
 2004 Ryan Cassidy
 2005 Brad Marek,
 Scott Seibert
 2008 Drew Allenspach
 2009 Drew Allenspach
 2011 David Erdy
 2013 Michael McGee
 David Mills
 Corey Ziedonis

BIG TEN PLAYER OF THE YEAR

1991 Shaun Micheel
 1996 Randy Leen
 1997 Randy Leen
 1998 Randy Leen
 2004 Jeff Overton
 2005 Jeff Overton
 2008 Jorge Campillo
 2009 Jorge Campillo

BIG TEN FRESHMAN OF THE YEAR

1991 Jody Roudebush
 2006 Jorge Campillo

BIG TEN CHAMPIONS

1964	Byron Comstock	290
1969	Don Padgett	290
1975	Bob Ackerman	294
	Gary Biddinger	294
1984	Mike Ingram	286
1991	Shaun Micheel	276
2005	Jeff Overton	199
2008	Jorge Campillo	278

BIG TEN LES BOLSTAD AWARD (LOW SEASON STROKE AVERAGE)

1975	Rob Jackson	73.50
1991	Shaun Micheel	72.10
2004	Jeff Overton	70.26
2005	Jeff Overton	69.87
2008	Jorge Campillo	71.72
2009	Jorge Campillo	70.69

ACADEMIC ALL-BIG TEN

1988 J.D. Meyer
 1992 Michael Chambers, Jody Roudebush,
 Joe Tomaselli, Kyle Wieneke
 1993 Michael Chambers, Michael Kemper,
 Jody Roudebush, Joe Tomaselli
 1995 Michael, Kemper, Don Padgett
 1996 Josh Brewer, Michael Kemper,
 Don Padgett
 1997 John Barry, Josh Brewer, Don Padgett
 1998 John Barry, Josh Brewer,
 Patrick Shelton
 1999 Corey Sullivan, Richard Thomas,
 Steve Wheatcroft
 2000 John Barry, James Kelley,
 Corey Sullivan,
 Richard Thomas, Steve Wheatcroft
 2001 Aldo Jordan, Richard Thomas,
 Steve Wheatcroft
 2002 Richard Thomas
 2003 Ryan Cassidy, Oren Hodak,
 Rob Ockenfuss,
 Jeff Overton, Heath Peters
 2004 Ryan Cassidy, Oren Hodak, Brad Marek,
 Rob Ockenfuss, Jeff Overton,
 Heath Peters, Scott Seibert, Kirk Wood
 2005 Mike Birkenfeld, David Butwell,
 Oren Hodak, Brad Marek,
 Rob Ockenfuss, Jeff Overton,
 Scott Seibert, Andrew Temple
 2006 David Butwell, Oren Hodak,
 Aaron Knapp, Brad Marek,
 Santiago Quirarte, Scott Seibert
 2007 Drew Allenspach, David Butwell,
 Jorge Campillo, Santiago Quirarte
 2008 Drew Allenspach, Jorge Campillo,
 Alex Martin, Brandon Pike,
 Santiago Quirarte
 2009 Drew Allenspach, Paul Park
 2010 Ben Bellville, David Erdy, Ren Han,
 Alex Martin, Paul Park, Chase Wright
 2011 Ben Bellville, John Beringer, David Erdy,
 Ren Han, Michael McGee,
 Hugo Menendez, Brant Peaper,
 Chase Wright
 2012 John Beringer, David Erdy,
 Michael McGee, Hugo Menendez,
 David Mills, Brant Peaper,
 Chase Wright, Corey Ziedonis
 2013 John Beringer, Andrew Fogg,
 Michael McGee, Hugo Menendez,
 David Mills, Brant Peaper,
 Corey Ziedonis
 2014 Andrew Fogg, Max Kollin,
 Hugo Menedez, David Mills
 2015 Andrew Fogg, Nicholas Grubnich
 Andrew Havill, Max Kollin, Will Seger
 Keegan Vea

WALKER CUP SELECTIONS

Randy Leen (1997)
 Jeff Overton (2005)

PALMER CUP SELECTIONS

Jeff Overton (2005)
 Jorge Campillo (2007-09)

POSTSEASON FEATS

TOP BIG TEN FINISHES

Year	Player	Place	Score
1958	Ron Royer	6th	301
	Jon Sommer	10th	306
	Darl Kriete	10th	306
1959	Ron Royer	2nd	307
	Jon Sommer	7th	311
1960	Ron Royer	6th	299
1961	Jim Vitou	4th	301
1962	Phil White	6th	298
	Tom Thomas	8th	300
	Byron Comstock	10th	301
1963	Dallas Peters	18th	309
1964	Byron Comstock	1st	290
	Jim Jewell	5th	297
1965	Paul Williams	3rd	293
1966	Jim Baske	6th	297
1967	Dan May	17th	318
1968	Steve Cisco	2nd	295
1969	Don Padgett,	1st	290
	Wayne McDonald	7th	302
1970	Wayne McDonald	2nd	304
	Kevin Proctor	8th	309
1971	Ken Trowbridge	N/A	301
1972	Gary Biddinger	4th	288
	Kevin Proctor	8th	290
	Kelley Roberts	10th	291
1973	Kelley Roberts	6th	295
	Bob Mann	7th	296
	Gary Biddinger	9th	297
1974	Kelly Roberts	T-2nd	289
1975	Bob Ackerman	1st	294
	Gary Biddinger	1st	294
	Rob Jackson	3rd	296
1976	Rob Jackson	3rd	306
1977	Yves Tremblay	2nd	287
	Rob Jackson	6th	289
	Mike Mealia	6th	289
1978	William Parker	8th	304
1979	Gary Stickl	5th	294
	E. Kaufmanis	7th	296
	Bob Dew	8th	297
1980	Gary Stickl	6th	294
1981	Tim Koressel	4th	271
	Yves Tremblay	5th	281
1982	Tim Koressel	5th	289
1983	Tim Koressel	2nd	286
	Jeff Cook	6th	294
1984	Mike Ingram	1st	286
1985	Bob Stanikas	13th	302
1986	John Kerhonan	15th	298
1987	John Andrews	7th	298
1988	Dan Olsen	8th	299
1990	Shaun Micheel	20th	297
1991	Shaun Micheel	1st	276
1992	Jody Roudebush	17th	292
1993	Jody Roudebush	11th	291
1994	Jody Roudebush	25th	299
1995	Randy Leen	8th	298
1996	Don Padgett	T-5th	293
1997	Randy Leen	2nd	289
1998	Josh Brewer	T-2nd	290
	Corey Sullivan	T-2nd	290
	Randy Leen	T-5th	292
1999	Brent Landry	12th	287
2000	Steve Wheatcroft	T-12th	298
2001	Steve Wheatcroft	T-6th	285

TOP BIG TEN FINISHES (CONT.)

Year	Player	Place	Score
2002	Ben Davidson	T-6th	286
	Jeff Overton	9th	288
2003	Jeff Overton	8th	285
2004	Mike Birkenfeld	T-17th	216
2005	Jeff Overton	1st	199
	Scott Seibert	T-6th	212
2006	Seth Brandon	7th	292
2007	Jorge Campillo	T-12th	301
2008	Jorge Campillo	1st	278
2009	Jorge Campillo	6th	287
	Alex Martin	T-10th	291
2010	Alex Martin	6th	289
2011	Chase Wright	T-5th	292
2012	David Mills	4th	292
2013	David Mills	T-8th	295
2014	Nicholas Grubnich	T-7th	299
2015	Keegan Vea	T32nd	301

NCAA FINALS QUALIFIERS

Year	Player	Place	Score
1969	Wayne McDonald	T-2nd	301
	Don Padgett	T-45th	313
	Steve Cisco	T-83rd	321
	Tom Thomas	T-83rd	321
1970	Wayne McDonald	9th	292
	Don Padgett	T-28th	297
	Ken Trowbridge	T-83rd	306
	Kevin Proctor	T-97th	309
	Wayne Shircliff	T-97th	309
1972	Kevin Proctor	T-51st	300
	Kelly Roberts	T-53rd	301
	Gary Hamilton	T-66th	304
	Bob Mann	T-71st	305
	Gary Biddinger	T-74th	306
1973	Bob Mann	T-57th	298
	Gary Biddinger	T-71st	302
	Kevin Proctor	MC	151
	Kelly Roberts	MC	154
	Bob Ackerman	MC	155
1974	Kelly Roberts	T-8th	291
	Gary Biddinger	T-30th	296
	Bob Ackerman	T-41st	298
	Rob Jackson	T-58th	301
	Tom Kelley	T-92nd	310
1975	Bob Ackerman	T-14th	295
	Gary Biddinger	T-20th	297
	Kelly Roberts	T-33rd	300
	Rob Jackson	T-102nd	312
	Mike Mealia	107th	315
1976	Mike Mealia	T-54th	298
	Rob Jackson	T-90th	303
	Tom Inskeep	T-104th	305
	Jon Dunn	T-132nd	309
	Steve Rogers	T-137th	310
1977	Steve Rogers	T-20th	304
	Rob Jackson	T-56th	311
	Mike Mealia	T-80th	318
	Yves Tremblay	96th	326
	Billy Parker	97th	327
1979	Eric Kaufmanis	T-102nd	231
	Yves Tremblay	T-135th	237
	Gary Stickl	T-143rd	239
	Bob Drew	T-156th	241
	John Mealia	T-173rd	245

NCAA FINALS QUALIFIERS (CONT.)

Year	Player	Place	Score
1980	Eric Kaufmanis	T-36th	301
	David Thomas	T-60th	305
	Gary Stickl	MC	230
	Yves Tremblay	MC	244
	Robbie Dew	MC	248
1982	David Thomas	MC	225
	Jeff Cook	MC	226
	Mike Fromuth	MC	229
	Denny Dennis	MC	235
	Tim Koressel	MC	238
1983	Tim Koressel	MC	237
1989	Dan Olsen	MC	147
1991	Shaun Micheel	T-45th	300
1996	Randy Leen	T-47th	152
	Don Padgett III	T-127th	161
	Michael Kemper	T-131st	162
	Grant Schimmele	T-136th	163
	Josh Brewer	T-145th	167
1997	Randy Leen	T-10th	285
2004	Jeff Overton	T-20th	285
2008	Jorge Campillo	T-2nd	289
	Seth Brandon	T-82nd	232
	Alex Martin	T-100th	234
	Drew Allensoach	T-119th	237
	Santiago Quirarte	151st	250

YEAR-BY-YEAR RESULTS

1927-1928

Big Ten - 6th, 1444

Tournament	Finish	Total
Big Ten Championships	6th	1444
Statistics Unavailable		

1928-1929

Big Ten - Did Not Compete

Statistics Unavailable

1929-1930

Big Ten - 7th, 1319

Tournament	Finish	Total
TERRE HAUTE NORMAL	W	15.5-2.5
at Purdue	W	14-4
WABASH	W	17-1
at Wisconsin	L	7-11
at DePauw	W	15-3
at Terre Haute Normal	W	14.5-3.5
NORTHWESTERN	W	12-6
OHIO STATE	W	10.5-7.5
Big Ten Championships	7th	1319

1930-1931

Big Ten - N/A

Tournament	Finish	Total
at Indiana State	W	16.5-1.5
PURDUE	W	13-5
DEPAUW	W	14.5-0.5
at Northwestern	L	3-15
INDIANA STATE	W	16-2
at Ohio State	L	7-11
at Kentucky	W	14-4
Big Ten Championships	N/A	N/A
KENTUCKY	W	16.5-1.5

1931-1932

Big Ten - N/A

Tournament	Finish	Total
DEPAUW	W	13.5-4.5
WABASH	W	17-1
at Northwestern	L	5.5-12.5
at Indiana State	W	11-7
OHIO STATE	L	6.5-11.5
at Purdue	L	5.5-12.5
INDIANA STATE	W	17.5-0.5
Big Ten Championships	N/A	N/A
at DePauw	L	6-12

1932-1933

Big Ten - 7th, 1401

Tournament	Finish	Total
DAYTON	L	5-13
ILLINOIS	W	11-7
PURDUE	W	16-2
at Purdue	W	14-4
Big Ten Championships	7th	1401
vs. Notre Dame at Terre Haute	L	N/A
vs. Purdue at Terre Haute	W	N/A

1933-1934

Big Ten - Did Not Compete

Tournament	Finish	Total
LOUISVILLE	W	10.5-7.5
PURDUE	L	7.5-10.5
at Louisville	W	10-8
at Illinois	L	0-9
DEPAUW	W	15.5-2.5
at Purdue	W	11.5-9.5
at Notre Dame	L	1.5-16.5
at Notre Dame	L	N/A
vs. Purdue	L	N/A

1934-1935

Big Ten - 8th, 1310

Tournament	Finish	Total
at Dayton	W	10.5-7.5
INDIANA STATE	W	14.5-2.5
at Ohio State	L	5-13
ILLINOIS	L	13-14
PURDUE	L	7-11
Big Ten Championships	8th	1310
at Purdue	L	6.5-11.5
at Notre Dame	L	N/A

1935-1936

Big Ten - 7th, 1277

Tournament	Finish	Total
PURDUE	T	9-9
at Illinois	L	7.5-10.5
OHIO STATE	W	11.5-6.5
Big Ten Championships	7th	1277
vs. Notre Dame at Indianapolis	L	N/A
at Purdue	W	10.5-7.5

1936-1937

Big Ten - 5th, 1301

Tournament	Finish	Total
IOWA	W	17-7
at Ohio State	W	17.5-9.5
ILLINOIS	L	6.5-11.5
PURDUE	W	10-8
at Michigan	L	2-22
Big Ten Championships	5th	1301
at Notre Dame	L	N/A

1937-1938

Big Ten - 9th, 1347

Tournament	Finish	Total
DETROIT	W	15.5-11.5
vs. Ohio State at Indianapolis	L	8-19
vs. Michigan at Indianapolis	L	8-16
at Purdue	L	9-12
at Illinois	N/A	N/A
at Iowa	N/A	N/A
Big Ten Championships	9th	1347

1938-1939

Big Ten - 5th, 1261

Tournament	Finish	Total
Midwest Amateur Team	1st	N/A
ALMA COLLEGE	W	12.5-5.5
PURDUE	L	6.5-11.5
ILLINOIS	L	9.5-17.5
DETROIT	W	13-5
at Ohio State	L	13-14
at Michigan	L	6.5-11.5
at Notre Dame	L	N/A
vs. Purdue	L	N/A
Big Ten Championships	5th	1261

1939-1940

Big Ten - 8th, 1309

Tournament	Finish	Total
LOUISVILLE	W	17-1
Midwest Amateur Team	1st	N/A
BUTLER	W	11-7
DETROIT	W	9.5-8.5
vs. Ohio State at French Lick	L	9-18
vs. Michigan at Indianapolis	L	11-13
at Illinois	L	4.5-19.5
vs. Highland C.C. at Ind'pls	L	5-13
MICHIGAN STATE	W	9.5-8.5
vs. Miami at Martinsville	W	13.5-4.5
at Purdue	W	13-8
Big Ten Championships	8th	1309
vs. Notre Dame at Earlham	L	N/A

1940-1941

Big Ten - T-7th, 1318

Tournament	Finish	Total
vs. Northwestern at Ind'pls	W	9.5-5.5
DETROIT	W	22-2
at Ohio State	L	5.5-18.5
at Michigan	L	4.5-19.5
PURDUE	W	12.5-5.5
at Butler	L	11-13
ILLINOIS	L	10.5-16.5
Big Ten Championships	T-7th	1318

1941-1942

Big Ten - 7th, 1306

Tournament	Finish	Total
vs. Northwestern at Ind'pls	L	5.5-15.5
DETROIT	W	16.5-1.5
at Illinois	L	5-13
OHIO STATE	L	7-17
vs. Michigan at Indianapolis	L	6-18
Big Ten Championships	7th	1306
at Notre Dame	W	N/A
vs. Purdue	W	N/A
at Michigan State	L	5-13

1942-1943

Big Ten - 8th, WD

Tournament	Finish	Total
vs. Illinois at Indianapolis	L	4.5-10.5
vs. Ohio State at Indianapolis	L	3.5-11.5
Big Ten Championships	8th	WD
Incomplete Statistics		

YEAR-BY-YEAR RESULTS

1943-1944 Big Ten - N/A

Tournament	Finish	Total
vs. Purdue	L	N/A
vs. Northwestern	L	N/A
vs. Purdue	L	N/A
vs. Ohio State	L	N/A
DETROIT	W	N/A
Big Ten Championships	N/A	N/A

1944-1945 Big Ten - 7th, 682

Tournament	Finish	Total
DETROIT	L	6-12
at Northwestern	L	1.5-14.5
vs. Wisconsin	L	5.5-9.5
vs. Ohio State at Indianapolis	L	3-18
vs. Illinois at Indianapolis	L	7.5-10.5
vs. Purdue at Indianapolis	L	6.5-11.5
at Purdue	L	12.5-17.5
vs. Illinois	L	10.5-19.5
at Illinois	T	15-15
vs. Northwestern	L	7-25
Big Ten Championships	7th	682

1945-1946 Big Ten - 6th, 1267

Tournament	Finish	Total
INDIANA STATE	W	22-5
MIAMI (OHIO)	W	25-2
at Northwestern	L	8-19
vs. Wisconsin	L	12-15
at Ohio State	L	0-27
vs. Illinois	L	6-21
vs. Purdue	L	11-16
at Cincinnati	W	20.5-6.5
at Indiana State	W	17-1
DETROIT	W	17-1
at Illinois	L	11-16
vs. Purdue at Terre Haute	L	634-620
vs. Notre Dame at Terre Haute	W	634-636
at Purdue	T	18-18
Big Ten Championships	6th	1267

1946-1947 Big Ten - 8th, 1286

Tournament	Finish	Total
BUTLER	W	6-0
at Butler	W	18-6
LOUISVILLE	W	14.5-3.5
PURDUE	L	14-28
DETROIT	W	19.5-7.5
at Purdue	L	4.5-22.5
vs. Ohio State	L	6.5-20.5
MIAMI (OHIO)	W	21.5-5.5
at Iowa	L	11-16
at Illinois	L	11.5-15.5
at Purdue	L	N/A
Big Ten Championships	8th	1286

1947-1948 Big Ten - 9th, 1631

Tournament	Finish	Total
at Kentucky	W	14.5-12.5
BUTLER	W	23-4
at Butler	W	15.5-11.5
KENTUCKY	W	15.5-11.5
at Purdue	W	16-11
vs. Detroit	W	18-0
ILLINOIS	W	20.5-15.5
at Purdue	L	8-19
vs. Ohio State	L	3-24
vs. Illinois	L	8.5-18.5
at Wisconsin	L	12-15
at Iowa	L	4.5-22.5
MIAMI (OHIO)	W	19.5-7.5
at Notre Dame	L	N/A
vs. Butler	T	N/A
Big Ten Championships	9th	1631

1948-1949 Big Ten - 7th, 1594

Tournament	Finish	Total
BUTLER	W	21.5-5.5
CINCINNATI	W	13.5-4.5
PURDUE	L	12-15
DETROIT	W	7-2
at Illinois	W	15-12
NORTHWESTERN	W	17-10
NOTRE DAME	W	14.5-12.5
WISCONSIN	W	16.5-10.5
IOWA	L	12.5-14.5
at Purdue	L	N/A
vs. Notre Dame	L	N/A
vs. Purdue at Indianapolis	L	932-888
vs. Ohio State at Indianapolis	L	932-908
vs. Illinois at Indianapolis	L	932-925
Big Ten Championships	7th	1594

1949-1950 Big Ten - 5th, 1550

Tournament	Finish	Total
DETROIT	W	19-8
at Purdue	L	6.5-20.5
BUTLER	W	14.5-4.5
at Notre Dame	L	12.5-14.5
at Miami (Ohio)	W	19-8
at Northwestern	L	9-18
at Iowa	L	11.5-15.5
ILLINOIS	W	16.5-13.5
at Wisconsin	W	14-13
at Ohio State	L	15-21
vs. Purdue	L	12.5-23.5
vs. Illinois	W	24-12
Big Ten Championships	5th	1550

1950-1951 Big Ten - 10th, 1620

Tournament	Finish	Total
WISCONSIN	L	16-20
IOWA	W	24-12
vs. U-M, OSU, Purdue	4th	N/A
NOTRE DAME	W	15-12
at Illinois	L	9-18
DETROIT	L	4.5-22.5
PURDUE	L	3-24
at Cincinnati	W	17.5-9.5
at Miami (Ohio)	L	12-15
at Purdue	L	2-34
vs. Ohio State	L	7-29
vs. Illinois	W	20-16
Big Ten Championships	10th	1620

1951-1952 Big Ten - 6th, 1620

Tournament	Finish	Total
at Notre Dame	L	8.5-18.5
DETROIT	W	16.5-10.5
ILLINOIS	W	26.5-9.5
BRADLEY	W	15-12
CINCINNATI	W	18.5-8.5
at Iowa	L	8.5-18.5
at Purdue	L	6-21
at Illinois	W	30.5-5.5
vs. Purdue	L	15.5-20.5
vs. Ohio State	L	15.5-20.5
Big Ten Championships	6th	1620

1952-1953 Big Ten - 7th, 1572

Tournament	Finish	Total
DETROIT	W	16-11
PURDUE	L	10.5-16.5
IOWA	W	15-12
NOTRE DAME	L	13.5-16.5
at Bradley	W	25-5
at Illinois	L	16.5-25.5
Big Ten Championships	5th	1572

1953-1954 Big Ten - 7th, 1572

Tournament	Finish	Total
DETROIT	W	16.5-10.5
at Ohio State	L	2-34
vs. Michigan	L	12.5-23.5
vs. Purdue	L	13-23
BRADLEY	W	15-12
MICHIGAN	W	20-16
at Illinois	L	14.5-21.5
vs. Iowa	L	14.5-21.5
ILLINOIS	W	24.5-11.5
at Purdue	L	13-23
vs. Notre Dame	L	17.5-18.5
Big Ten Championships	7th	1572

YEAR-BY-YEAR RESULTS

1954-1955

Big Ten - 10th, 1213

Tournament	Finish	Total
DETROIT	W	18-9
at Ohio State	L	11-25
vs. Purdue	L	9.5-26.5
vs. Michigan	L	9-27
at Bradley	L	9.5-17.5
IOWA	L	14.5-21.5
ILLINOIS	L	17.5-18.5
at Notre Dame	L	17-19
vs. Purdue	L	7-29
at Illinois	L	10.5-16.5
at Purdue	L	7.5-28.5
vs. Illinois	T	18-18
vs. Northwestern	W	20.5-15.5
Big Ten Championships	10th	1213

1955-1956

Big Ten - 10th, 1590

Tournament	Finish	Total
DETROIT	W	16.5-10.5
PURDUE	L	7.5-28.5
NOTRE DAME	L	15.5-20.5
at Ohio State	L	4.5-31.5
vs. Michigan	L	10-26
vs. Purdue	L	6.5-29.5
at Iowa	L	10.5-13.5
vs. Illinois	L	11.5-12.5
at Illinois	L	10.5-31.5
at Northwestern	L	16-23
vs. Purdue	L	9.5-29.5
vs. Illinois	L	13.5-22.5
Big Ten Championships	10th	1590

1956-1957

Big Ten - 10th, 1611

Tournament	Finish	Total
DETROIT	W	21.5-5.5
BRADLEY	W	23-4
at Ohio State	L	4.5-31.5
vs. Purdue	L	6-30
vs. Michigan	L	5.5-30.5
ILLINOIS	L	14-22
WABASH	W	29-7
at Illinois	L	7-29
vs. Iowa	L	9.5-26.5
vs. Northwestern	L	11.5-24.5
at Purdue	L	6-30
vs. Notre Dame	L	13.5-22.5
Big Ten Championships	10th	1611

1957-1958

Big Ten - 2nd, 1544 • NCAA - 13th, 606

Tournament	Finish	Total
at Duke	L	4-32
at North Carolina	L	13-14
at Wabash	W	17.5-0.5
vs. Butler	W	16-2
OHIO STATE	W	28.5-7.5
PURDUE	W	25.5-10.5
at Ohio State	W	19-17
vs. Michigan	W	19-17
vs. Purdue	L	11.5-24.5
at Illinois	T	9-9
vs. Iowa	W	14-4
vs. Northwestern	W	13-5
at Notre Dame	L	12-24
vs. Wisconsin	L	9.25-17.75
ILLINOIS	W	29.5-6.5
MICHIGAN STATE	W	30-6
DETROIT	W	32.5-3.5
at Notre Dame	L	74.5-75.0
vs. Purdue	L	74.5-73.4
Big Ten Championships	2nd	1544
NCAA Championships	13th	606

Player	Rds.	Strokes	Avg.	Low
Ron Royer	18	1350	75.00	70
Jon Sommer	18	1364	75.78	71
Tom Coble	17	1301	76.53	73
Darl Kriete	18	1379	76.61	69
Dick Barth	17	1321	77.71	73
Sherrell Johnson	7	557	79.57	73
Ronald Terrell	8	638	79.75	76
Bob Wilkinson	4	320	80.00	77
Wannemuehler	2	163	81.50	81

1958-1959

Big Ten - 3rd, 1576

Tournament	Finish	Total
at North Carolina	L	4-24
vs. Ohio University	W	17-13
KENTUCKY	W	28.5-3.5
at Illinois	W	21-15
vs. Wisconsin	W	18.5-17.5
vs. Purdue	L	14.5-21.5
at Ohio State	L	17-19
vs. Purdue	L	13.5-22.5
vs. Michigan	W	24-12
at Purdue	W	19-17
vs. Ohio State	W	21-15
vs. Western Illinois	W	22-14
at Wisconsin	W	20.5-15.5
vs. Northwestern	W	24.5-11.5
at Michigan State	W	20.5-15.5
vs. Detroit	W	31-5
Big Ten Championships	3rd	1576

Player	Rds.	Strokes	Avg.	Low
Jon Sommer	21	1596	76.00	71
Ron Royer	21	1600	76.19	69
Darl Kriete	19	1465	77.11	69
Dick Barth	18	1404	78.00	73
Jim Vitou	18	1408	78.22	72
Dave Pelz	15.5	1231	79.42	75
Sherrell Johnson	2	159	79.50	78
Tom Coble	8.5	684	80.47	75
Jim Brucker	1	82	82.00	82

1959-1960

Big Ten - 5th, 1552

Tournament	Finish	Total
PURDUE	W	25.5-22.5
KENTUCKY	W	27-9
at Kentucky	T	9-9
vs. Wittenberg	W	13-2
at Eglin Air Force Base	W	18-9
at Kentucky	W	9.5-8.5
vs. Purdue	L	6.5-9.5
at Ohio State	T	18-18
vs. Michigan	W	26.5-9.5
vs. Purdue	T	18-18
at Purdue	L	10.5-25.5
vs. Ohio State	W	19.5-16.5
vs. Western Illinois	W	19.5-16.5
at Purdue	L	779-769
vs. Notre Dame	L	779-762
Big Ten Championships	5th	1552

Player	Rds.	Strokes	Avg.	Low
Ron Royer	11	822	74.73	69
Tom Coble	11	847	77.00	71
Jon Sommer	11	851	77.36	74
Dick Barth	11	859	78.09	73
Jim Brucker	11	862	78.36	74
Dave Pelz	10	793	79.30	73
Forrest Jones	3	247	82.33	81
Jim Larson	2	170	85.00	83

1960-1961

Big Ten - 5th, 1555

Tournament	Finish	Total
MICHIGAN STATE	L	551-545
IOWA	W	1127-1148
at Ohio State	L	488-461
vs. Michigan	L	488-460
vs. Purdue	L	488-467
OHIO STATE	W	18.5-17.5
at Purdue	L	950-912
vs. Michigan State	L	950-919
vs. Ohio State	L	950-947
at Notre Dame	L	746-736
vs. Purdue	L	746-730
PURDUE	L	933-917
vs. Northwestern	W	933-934
vs. Illinois	W	933-964
Big Ten Championships	5th	1555

YEAR-BY-YEAR RESULTS

1961-1962 Big Ten - 1st, 1509

Tournament	Finish	Total
at Miami (Ohio)	L	8.5-9.5
vs. Purdue at Ohio State	T	785-785
vs. Michigan at Ohio State	W	785-787
vs. Ohio U. at Ohio State	W	785-796
vs. Kentucky at Ohio State	W	785-799
WESTERN ILLINOIS	W	30.5-11.5
at Iowa	W	33.5-14.5
vs. Notre Dame	W	33-9
BALL STATE	W	26.5-9.5
ILLINOIS	W	27.5-8.5
PURDUE	W	750-751
NOTRE DAME	W	750-765
BALL STATE	W	750-772
at Illinois	W	22.5-19.5
vs. Northwestern	L	14.5-27.5
Big Ten Championships	1st	1509

Player	Rds.	Strokes	Avg.	Low
Phil White	17	1280	75.29	72
Byron Comstock	17	1284	75.53	72
Forrest Jones	17	1299	76.41	73
Tom Thomas	17	1304	76.71	70
Berry Cooper	5	384	76.80	71
Charles Griffith	17	1332	77.76	72
Fred Henoch	4	315	78.75	74
Jerry McRae	16	1280	80.00	71

1962-1963 Big Ten - 6th, 1552

Tournament	Finish	Total
at Eglin Air Force Base	W	20-16
at Pensacola	W	26-10
Midwest Invitational	1st	763
at Ohio State	L	803-794
vs. Purdue	L	803-788
vs. Michigan	L	803-790
at Louisville	W	16-5
at Purdue	W	768-771
vs. Notre Dame	L	768-760
vs. Ball State	W	768-787
at Wisconsin	L	16-20
vs. Purdue	L	15-21
vs. Michigan State	W	16-14
Big Ten Championships	6th	1552

Player	Rds.	Strokes	Avg.	Low
Phil White	14	1087	76.64	71
Byron Comstock	13	1001	77.00	72
Fred Henoch	14	1094	78.14	74
Jerry McRae	14	1098	78.43	75
Dallas Peters	14	1100	78.57	72
Paul Williams	1	80	80.00	80
Charles Griffith	13	1045	80.38	76
Berry Cooper	3	255	85.00	79

1963-1964 Big Ten - 2nd, 1505

Tournament	Finish	Total
at Louisville	W	19-8
at Georgia	L	10-26
	L	15.5-20.5
at Tennessee	L	8-16
	T	12-12
vs. Purdue	L	6-18
	W	12.5-11.5
at Ohio State	W	382-383
vs. Purdue	L	382-379
vs. Michigan	W	382-390
WESTERN ILLINOIS	W	756-781
LOUISVILLE	W	756-792
OHIO STATE	W	756-796
at Michigan State	W	1067-1072
vs. Northwestern	W	916-926
vs. Wisconsin	W	916-950
vs. Michigan	W	1067-1088
at Notre Dame	L	753-738
vs. Purdue	L	753-719
vs. Ball State	W	753-756
Iowa Invitational	2nd	784
Big Ten Championships	2nd	1505

Player	Rds.	Strokes	Avg.	Low
Jim Jewell	18	1348	74.89	71
Byron Comstock	17	1287	75.71	70
Terry Comstock	17	1292	76.00	71
Paul Williams	18	1373	76.28	69
Dallas Peters	18	1383	76.83	72
Tom Thomas	15	1167	77.80	70
James Topoligus	10	786	78.60	74
Dennis Troy	4	329	82.25	76

1964-1965 Big Ten - 3rd, 1497

Tournament	Finish	Total
at Georgia	L	6-12
	T	13.5-13.5
vs. Auburn	W	10.5-7.5
at Ohio State	L	14.5-21.5
vs. Michigan State	W	20.5-15.5
vs. Purdue	L	15.5-20.5
OHIO STATE	W	747-787
WESTERN ILLINOIS	W	747-818
LOUISVILLE	W	747-820
Southern Intercollegiate	5th	592
PURDUE	L	752-750
NOTRE DAME	W	752-773
BALL STATE	W	752-817
at Michigan State	W	762-775
vs. Ohio State	L	762-756
vs. Notre Dame	T	762-762
vs. Purdue	W	762-763
vs. Michigan	W	762-772
at Purdue	L	757-738
vs. Michigan State	W	757-771
vs. Minnesota	W	757-771
vs. Wisconsin	W	757-783
vs. Northwestern	W	757-784
vs. Illinois	W	757-804
Big Ten Championships	3rd	1497

1965-1966 Big Ten - 6th, 1521

Tournament	Finish	Total
at Georgia	L	8-19
	L	459-449
at Georgia Tech	T	13.5-13.5
	L	9.5-17.5
at Ohio State	L	924-907
vs. Michigan State	W	765-772
vs. Purdue	L	924-893
at Iowa	W	1064-1095
vs. Michigan State	W	906-912
vs. Notre Dame	W	749-756
at Purdue	L	770-736
vs. Notre Dame	L	770-764
vs. Ohio State	L	770-769
vs. Illinois	W	770-798
vs. Northwestern	W	770-798
Northern Intercollegiate	5th	1535
Big Ten Championships	6th	1521

1966-1967 Big Ten - 7th, 1614

Tournament	Finish	Total
at Georgia	L	569-517
	L	2.5-27.5
at Georgia Tech	W	16.5-10.5
vs. William & Mary	W	22-5
vs. Georgia Tech	L	16-11
at Ohio State	L	950-940
vs. Marshall	W	789-815
vs. Michigan State	W	789-802
vs. Notre Dame	W	950-963
vs. Purdue	L	950-946
PURDUE	L	1098-1089
OHIO STATE	W	1098-1110
WESTERN ILLINOIS	W	781-814
Northern Intercollegiate	6th	1585
at Purdue	L	1092-1066
vs. Ohio State	L	1092-1091
vs. Illinois	L	773-770
vs. Notre Dame	W	932-965
vs. Northwestern	W	932-969
Big Ten Championships	7th	1614

Player	Rds.	Strokes	Avg.	Low
Jim Cheney	17	1321	77.71	72
Jim Baske	17	1354	79.65	76
Danny May	17	1354	79.65	72
Steve Cisco	17	1356	79.76	71
Bill Stinnett	17	1363	80.18	73
Brooke Farnsworth	10	806	80.60	76
Mark Toth	13	1049	80.69	72
Fred Biggs	7	571	81.57	78

YEAR-BY-YEAR RESULTS

1967-1968

Big Ten - 1st, 1511

Tournament	Finish	Total
vs. DePauw	W	27-0
vs. Miami (Ohio)	W	384-409
vs. Michigan State	W	1065-1085
vs. Purdue	W	1065-1099
vs. Ohio State	T	1074-1074
vs. Purdue	W	1074-1078
vs. Michigan State	W	1074-1144
vs. Illinois	W	1074-1138
vs. Marshall	W	763-783
vs. Illinois	W	883-947
vs. Illinois	W	767-773
vs. Southern Illinois	W	772-792
Northern Intercollegiate	2nd	1487
vs. Purdue	L	382-383
vs. Ball State	L	379-383
vs. Illinois State	W	383-384
vs. Illinois	W	383-394
Big Ten Championships	1st	1511

Player	Rds.	Strokes	Avg.	Low
Jim Cheney	19	1415	74.47	69
Steve Cisco	19	1429	75.21	69
Ron Essenpreis	18	1372	76.22	73
Danny May	19	1450	76.32	72
Rick Lee	5	382	76.40	73
Wayne McDonald	19	1461	76.89	72
Walt Osterberg	10	782	78.20	75
Jim Baske	9	704	78.22	74
Bill Stinnett	14	1101	78.64	71
Mark Toth	3	238	79.33	79

1968-1969

Big Ten - 3rd, 1528 • NCAA - 11th, 1256

Tournament	Finish	Total
Dual at Cincinnati	W	11-7
Miami Invitational	3rd	368
INDIANA STATE	W	365-408
Ohio State Invitational	5th	1174
Illinois Intercollegiate	6th	587
Dual at Indiana State	W	18-10.5
Purdue Invitational	T-3rd	743
Northern Intercollegiate	5th	1547
Spartan Invitational	1st	362
Big Ten Championships	3rd	1528
NCAA Championships	11th	1256

Player	Rds.	Strokes	Avg.	Low
Don Padgett	18.5	1398	75.51	67
Wayne Shircliff	19.5	1473	75.54	70
Wayne McDonald	19.5	1474	75.59	68
Mike Kerby	16	1241	77.56	71
Steve Cisco	19.5	1529	78.41	73
Danny May	14.5	1138	78.48	74
Bill Stinnett	11.5	903	78.52	73

1969-1970

Big Ten - 1st, 1542 • NCAA - 12th, 1204

Tournament	Finish	Total
at Georgia	W	6.5-5.5
	L	6.5-29.5
Georgia Tech Invitational	1st	443
Southeastern Invitational	3rd	1160
Kepler Invitational	1st	1152
Mid-American Invitational	1st	770
Indiana Invitational	2nd	753
Northern Intercollegiate	6th	1616
at Purdue	W	914-915
vs. Illinois	W	914-926
vs. Notre Dame	W	757-770
Big Ten Championships	1st	1542

Player	Rds.	Strokes	Avg.	Low
Wayne McDonald	22.5	1708	75.91	72
Don Padgett	22.5	1723	76.58	70
Ken Trowbridge	22.5	1743	77.47	72
Kent Frandsen	18.5	1450	78.38	73
Wayne Shircliff	22.5	1771	78.71	74
Kevin Proctor	17.5	1380	78.86	72
Tom Thomas	10.5	837	79.71	73
Mike Kerby	2.5	188	75.20	74
Mike Harvey	2	161	80.50	80

1970-1971

Big Ten - T-4th, 1523

Tournament	Finish	Total
Duals at Athens, Georgia	(2-3)	(2-3)
Kepler Invitational	1st	1155
All-American Invitational	9th	1216
IU/Illinois/Wisconsin Tri-Meet	1st	386
Illinois Intercollegiate	3rd	756
Mid-American Invitational	2nd	741
Indiana Invitational	2nd	767
Northern Intercollegiate	T-3rd	1513
Purdue Invitational	6th	763
Big Ten Championships	T-4th	1523

Player	Rds.	Strokes	Avg.	Low
Bob Mann	3	228	76.00	75
Kevin Proctor	23	1759	76.48	72
Kent Frandsen	23	1765	76.74	72
Garnard Hamilton	22	1702	77.36	72
Tom Thomas	10	779	77.90	74
Cole Mahan	9	702	78.00	75

1971-1972

Big Ten - 2nd, 1456 • NCAA - 12th, 1210

Tournament	Finish	Total
Tennessee Invitational	1st	1126
All-American Invitational	15th	1225
Mid-American Invitational	1st	754
Illinois Invitational	1st	751
Northern Intercollegiate	1st	1490
Purdue Invitational	1st	759
Big Ten Championships	2nd	1456
NCAA Championships	12th	1210

Player	Rds.	Strokes	Avg.	Low
Kelly Roberts	14	1047	74.79	69
Gary Biddinger	17	1274	74.94	70
Garnard Hamilton	21	1580	75.24	70
Bob Mann	19	1434	75.47	70
Kent Frandsen	21	1588	75.62	71
Kevin Proctor	19	1447	76.16	67
Cole Mahan	2	153	76.50	75
Tom Thomas	9	689	76.56	74

1972-1973

Big Ten - 1st, 1484 • NCAA - 23rd, 600

Tournament	Finish	Total
Cape Coral Invitational	3rd	1167
All-American Invitational	11th	1219
Kepler Invitational	1st	1152
Purdue Invitational	1st	760
Mid-American Invitational	1st	748
Northern Intercollegiate	1st	1477
Big Ten Championships	1st	1484
NCAA Championships	23rd	600

Player	Rds.	Strokes	Avg.	Low
Kevin Proctor	23	1708	74.26	70
Gary Biddinger	23	1717	74.65	71
Kelly Roberts	23	1718	74.70	68
Bob Mann	23	1748	76.00	71
Bob Ackerman	23	1758	76.43	71
Cole Mahan	19	1478	77.79	72

1973-1974

Big Ten - 1st, 1471 • NCAA - T-6th, 1186

Tournament	Finish	Total
Port Malibar Invitational	1st	880
Kentucky Invitational	1st	743
Marshall Invitational	3rd	756
Alexander City Tournament	6th	776
Chris Schenkel Invitational	10th	1118
Northern Intercollegiate	1st	1476
Tournament of Champions	1st	1221
Big Ten Championships	1st	1471
NCAA Championships	T-6th	1186

Player	Rds.	Strokes	Avg.	Low
Kelly Roberts	28	2084	74.43	69
Robbie Jackson	28	2090	74.64	69
Bob Ackerman	24	1792	74.67	70
Gary Biddinger	26	1964	75.54	71
Tom Kelley	28	2138	76.36	70
Cole Mahan	21	1604	76.38	70
Mike Mealia	4	311	77.75	75

YEAR-BY-YEAR RESULTS

1974-1975

Big Ten - 1st, 1484 • NCAA - T-7th, 1204

Tournament	Finish	Total
Port Malibar Invitational	2nd	868
Olympia Invitational	3rd	894
Notre Dame Dual	1st	379
Kepler Invitational	3rd	1177
Chris Schenkel Invitational	9th	1085
Northern Intercollegiate	1st	1506
Southern Intercollegiate	1st	869
Big Ten Championships	1st	1484
NCAA Championships	T-7th	1204

Player	Rds.	Strokes	Avg.	Low
Rob Jackson	28	2076	74.13	65
Kelly Roberts	28	2079	74.25	67
Bob Ackerman	28	2094	74.79	70
Gary Biddinger	28	2097	74.89	70
Mike Mealia	28	2142	76.50	70
Tom Inskeep	7	544	77.71	73
Steve Rogers	11	909	82.64	80
Mark Litz	3	259	86.33	85

1975-1976

Big Ten - 2nd, 1542 • NCAA - 23rd, 1215

Player	Rds.	Strokes	Avg.	Low
Rob Jackson	24	1755	73.13	68
Mike Mealia	24	1808	75.33	68
Craig Deardon	7	535	76.43	74
Steve Rogers	24	1838	76.58	72
Jon Dunn	24	1860	77.50	72
Billy Parker	17	1321	77.71	73
Tom Inskeep	17	1326	78.00	72

1976-1977

Big Ten - 2nd, 1461 • NCAA - 19th, 1259

Player	Rds.	Strokes	Avg.	Low
Rob Jackson	29	2159	74.45	68
Mike Mealia	30	2236	74.53	67
Yves Tremblay	20.5	1557	75.95	69
Billy Parker	30	2291	76.37	71
Steve Rogers	22	1684	76.55	72
John Mealia	9	690	76.67	74
Craig Deardon	11	870	79.09	75
Tom Inskeep	13	1038	79.85	75

1977-1978

Big Ten - 2nd, 1542

Tournament	Finish	Total
Cape Coral Invitational	3rd	1175
Illinois Invitational	1st	378
Kepler Invitational	3rd	1161
Chris Schenkel Invitational	16th	909
Northern Intercollegiate	10th	1517
Spartan Invitational	5th	759
Big Ten Championships	2nd	1542

Player	Rds.	Strokes	Avg.	Low
Steve Rogers	21	1578	75.14	70
Billy Parker	21	1594	75.90	70
Mark Allenspach	1	76	76.00	76
Gary Stickl	21	1599	76.14	70
Robbie Dew	11	842	76.55	72
John Mealia	20	1548	77.40	70
Eric Kaufmanis	17	1333	78.41	70
Joe Wright	11	872	79.27	75

1978-1979

Big Ten - 2nd, 1497 • NCAA - T-26th, 943

Tournament	Finish	Total
Cape Coral Invitational	6th	1213
Illinois Invitational	2nd	777
Kepler Invitational	11th	634
Northern Intercollegiate	6th	1546
Southern Intercollegiate	13th	913
Spartan Invitational	2nd	736
Big Ten Championships	2nd	1497
NCAA Championships	T-26th	943

Player	Rds.	Strokes	Avg.	Low
Gary Stickl	22	1668	75.82	70
Eric Kaufmanis	24	1837	76.54	71
Robbie Dew	18	1380	76.67	70
Yves Tremblay	21	1633	77.76	72
John Mealia	24	1868	77.83	74
Denny Dennis	10	784	78.40	74
Joe Wright	11	868	78.91	74
Mark Allenspach	6	478	79.67	77

1979-1980

Big Ten - 3rd, 1500 • NCAA - T-20th, 916

Tournament	Finish	Total
Florida State Invitational	19th	307
Alabama Invitational	13th	935
Kepler Invitational	1st	1137
Purdue Invitational	1st	731
Southern Invitational	20th	619
Northern Intercollegiate	5th	1541
Big Ten Championships	3rd	1500
NCAA Championships	T-20th	916

Player	Rds.	Strokes	Avg.	Low
Gary Stickl	16	1204	75.25	68
Eric Kaufmanis	19	1441	75.84	70
David Thomas	17	1302	76.59	72
Robbie Dew	19	1474	77.58	71
Mitch Allenspach	18	1399	77.72	73
Yves Tremblay	19	1501	79.00	74

1980-1981

Big Ten - 3rd, 1420

Tournament	Finish	Total
Southern Junior-Senior	6th	898
Southeastern Invitational	14th	907
Kepler Intercollegiate	7th	1172
Michigan Intercollegiate	1st	597
Northern Intercollegiate	3rd	1099
Spartan Invitational	2nd	742
Big Ten Championships	3rd	1420

Player	Rds.	Strokes	Avg.	Low
Mike Ingram	17	1277	75.12	69
Remi Bouchard	21	1586	75.52	69
Andy Shuman	20	1523	76.15	69
John Kernohan	23	1772	77.04	69
Bob Stonikas	18	1388	77.11	73
Jeff Cook	20	1566	78.30	73
Richard Rousseau	8	630	78.75	74

1981-1982

Big Ten - 2nd, 1468 • NCAA - 30th, 915

Tournament	Finish	Total
Southern Intercollegiate	15th	934
Kepler Intercollegiate	5th	1194
Northern Intercollegiate	2nd	1094
Spartan Invitational	3rd	739
Badger Invitational	1st	742
Big Ten Championships	2nd	1468
NCAA Championships	30th	915

Player	Rds.	Strokes	Avg.	Low
Tim Koressel	20	1496	74.80	66
Denny Dennis	14	1057	75.50	71
Jeff Cook	20	1513	75.65	69
David Thomas	20	1522	76.10	71
Mike Ingram	14	1072	76.57	72
Mike Fromuth	16	1227	76.69	71
Richard Rousseau	9	697	77.44	75

1982-1983

Big Ten - 2nd, 1484

Tournament	Finish	Total
Seminole Classic	13th	921
Southeastern Intercollegiate	12th	902
Kepler Intercollegiate	2nd	1163
Purdue Invitational	T-2nd	1112
Northern Intercollegiate	3rd	1130
Badger Invitational	2nd	1092
Big Ten Championships	2nd	1484

Player	Rds.	Strokes	Avg.	Low
Tim Koressel	25	1858	74.32	68
Mike Fromuth	18	1348	74.89	72
John Kernohan	3	228	76.00	74
Jeff Cook	22	1675	76.14	71
David Thomas	22	1676	76.18	71
Mike Ingram	19	1448	76.21	71
Richard Rousseau	16	1236	77.25	72
Moore McDonough	3	245	81.67	80

1983-1984

Big Ten - 2nd, 1492

Tournament	Finish	Total
Southeastern Intercollegiate	10th	903
Kepler Intercollegiate	12th	1183
Mid-American Invitational	T-7th	607
Spartan Invitational	T-3rd	754
Big Ten Championships	2nd	1492
Southern Intercollegiate	6th	867

Player	Rds.	Strokes	Avg.	Low
Mike Ingram	17	1277	75.12	69
Remi Bouchard	21	1586	75.52	69
Andy Shuman	20	1523	76.15	69
John Kernohan	23	1772	77.04	69
Bob Stonikas	18	1388	77.11	73
Jeff Cook	20	1566	78.30	73
Richard Rousseau	8	630	78.75	74

YEAR-BY-YEAR RESULTS

1984-1985

Big Ten - T-6th, 1527

Tournament	Finish	18	36	54	72	Total
Americana Inv.	10th	305	209	315	---	929
Butler National Inter.	18th	319	324	330	---	973
Tiger Point Inv.	8th	308	297	331	---	936
Purdue Invitational	4th	378	380	---	---	758
Indiana Invitational	T-3rd	368	378	382	---	1128
Mid-American Invite	7th	303	295	298	---	896
Kepler Inter.	15th	392	396	394	---	1182
Northern Inter.	7th	386	369	383	---	1138
Big Ten Champ.	T-6th	380	370	384	393	1527

Rds: 27 • Strokes: 9,467

Count Four Avg.: 310.00 • Count Five Avg.: 382.20

Player	Rds.	Strokes	Avg.	Low
Mike Ingram	20	1512	75.60	71
John Kernohan	27	2059	76.26	68
Remi Bouchard	27	2089	77.37	70
Richard Rousseau	17	1318	77.53	71
Bob Stonikas	18	1402	77.89	71
Mark Bullington	6	475	79.17	76
Cary Campbell	16	1277	79.81	74
Francois Hurtubise	15	1219	81.27	76
Lance Rhodes	3	253	84.33	81

1985-1986

Big Ten - 4th, 1195

Tournament	Finish	18	36	54	72	Total
Americana Invitational	N/A	324	320	309	---	953
Miami Beach Sun & Fun	2nd	296	301	307	---	904
Butler National Inter.	16th	315	343	325	---	983
Eastern Kentucky Invite	3rd	302	304	308	---	914
Southeastern Invitational	13th	318	304	297	---	919
Jerry Pate Invitational	6th	295	315	316	---	926
Wildcat Invitational	9th	304	302	306	---	912
Mid-American Invitational	5th	300	301	295	---	896
Northern Intercollegiate	8th	298	315	314	---	927
Big Ten Championships	4th	295	302	302	296	1195

Rds: 31 • Strokes: 9,529 • Average: 307.39

Player	Rds.	Strokes	Avg.	Low
John Kernohan	22	1666	75.73	71
John Andrews	22	1684	76.54	70
Remi Bouchard	22	1687	76.68	69
Dan Olsen	22	1688	76.73	70
Francois Hurtubise	13	1022	78.62	74
Jeff Walton	6	492	82.00	77
David Houston	3	249	83.00	81

1986-1987

Big Ten - 3rd, 1215

Tournament	Finish	18	36	54	72	Total
Minnesota Invitational	1st	N/A	N/A	N/A	---	901
Augusta College Invite	10th	300	306	308	---	914
Hillman Robbins Memorial	7th	303	294	310	---	907
South Florida Invitational	14th	304	303	316	---	923
Southeastern Invitational	14th	N/A	N/A	N/A	---	923
Jerry Pate Invitational	6th	N/A	N/A	N/A	---	911
Johnny Owens Classic	11th	316	311	312	---	939
Midwestern Invitational	8th	307	296	294	---	897
Mid-American Invitational	3rd	292	296	304	---	892
Northern Intercollegiate	5th	293	294	293	---	880
Big Ten Championships	3rd	304	296	302	313	1215

Rds: 34 • Strokes: 10,312 • Average: 303.29

Player	Rds.	Strokes	Avg.	Low
Remi Bouchard	25	1853	74.12	67
John Andrews	24	1819	75.79	70
Dan Olsen	22	1679	76.32	70
J.D. Meyer	10	784	78.40	73

1987-1988

Big Ten - 8th, 1213

Tournament	Finish	18	36	54	72	Total
Badger Fall Invitational	1st	287	289	294	---	870
Hillman Robbins Memorial	1st	302	295	293	---	890
Southeastern Invitational	11th	296	320	---	---	616
Johnny Owens Classic	3rd	292	297	305	---	894
Jerry Pate Invitational	3rd	301	287	301	---	889
Akron Zip Invitational	5th	303	314	---	---	617
Midwestern Invitational	3rd	298	302	295	---	895
Northern Intercollegiate	8th	305	300	296	---	901
Big Ten Championships	8th	299	303	305	306	1213

Rds: 26 • Strokes: 7,789 • Average: 299.58

Player	Rds.	Strokes	Avg.	Low
Dan Olsen	26	1896	72.92	68
John Andrews	26	1931	74.27	68
Shaun Micheel	26	1965	75.58	68
J.D. Meyer	26	2029	78.04	72
Ernie Hamby	16	1274	79.63	72
Chris Williamson	10	816	81.60	77

1988-1989

Big Ten - 7th, 1195

Tournament	Finish	18	36	54	72	Total
Wisconsin Fall Invitational	2nd	292	294	298	---	884
Ellwood Greens Invitational	1st	294	283	290	---	867
Hillman Robbins Memorial	2nd	298	303	---	---	601
Central Florida Invitational	16th	305	304	312	---	921
Southeastern Invitational	T-7th	293	296	296	---	885
Johnny Owens Classic	10th	309	303	---	---	612
Music City Invitational	11th	307	305	298	---	910
Jerry Pate Invitational	10th	310	311	294	---	915
Spartan Invitational	3rd	298	304	293	---	895
Northern Intercollegiate	2nd	307	137	287	---	731
Big Ten Championships	7th	305	292	299	299	1195

Rds: 31.5 • Strokes: 9,416 • Average: 298.92

Player	Rds.	Strokes	Avg.	Low
Dan Olsen	36.5	2644	72.44	65
Shaun Micheel	31.5	2370	75.24	70
John Andrews	31.5	2394	76.00	70
Mark Lancioni	28.5	2222	77.96	73
Mike Phenicie	20.5	1587	77.41	73
Greg McIver	9	722	80.22	74
Anthony Andrews	5	381	76.20	70

1989-1990

Big Ten - 9th, 1197

Tournament	Finish	18	36	54	72	Total
Johnny Bench Collegiate	T-15th	---	325	332	---	657
Indiana Intercollegiate	T-2nd	---	303	295	---	598
Oak Club Invitational	10th	317	307	315	---	939
Hillman Robbins	10th	306	317	313	---	939
FIU Sun & Fun Invite	9th	320	308	306	---	934
Louisiana Classic	14th	315	308	323	---	946
Southeastern Intercollegiate	14th	294	302	304	---	900
Johnny Owens Classic	20th	---	318	317	---	635
Jerry Pate Invitational	15th	318	334	323	---	975
Zip Invitational	16th	302	307	309	---	918
Spartan Invitational	5th	299	290	305	291	1184
Big Ten Championships	9th	306	296	298	297	1197

Rds: 35 • Strokes: 10,822 • Average: 309.20

Player	Rds.	Strokes	Avg.	Low
Shaun Micheel	38	2844	74.84	68
Mike Phenicie	2	153	76.50	74
Mark Lancioni	29	2256	77.79	71
Jeff Ousley	29	2282	78.69	71
Bill Miller	27	2138	79.19	72
Ben Finley	27	2152	79.70	73
Chip Martin	17	1360	80.00	20
Jeff Stavroff	5	401	80.20	74

1990-1991

Big Ten - 1st, 1138

NCAA - 11th, 885 (Regional)

Tournament	Finish	18	36	54	72	Total
UC/Johnny Bench	1st	298	301	---	---	599
Indiana Intercollegiate	T-2nd	305	302	---	---	607
Northern Intercollegiate	2nd	286	286	286	---	858
Hillman Robbins Memorial	2nd	298	309	299	---	906
Louisiana Classic	11th	307	306	302	---	915
Southeastern Intercollegiate	14th	305	293	294	---	892
Johnny Owens Invite	6th	308	---	---	---	308
Indiana Invitational	3rd	305	302	---	---	607
Firestone Invitational	1st	285	293	300	---	878
Spartan Invitational	2nd	294	288	295	---	877
Wolverine Invitational	11th	296	290	306	---	892
Big Ten Championships	1st	279	280	289	290	1138
NCAA Central Regional	11th	294	296	295	---	885

Rds: 35 • Strokes: 10,362 • Average: 296.06

Player	Rds.	Strokes	Avg.	Low
Shaun Micheel	39	2811	72.08	67
Jody Roudebush	30	2238	74.60	70
Bill Miller	24	1810	75.42	68
Joe Tomaselli	28	2116	75.57	69
Kyle Weineke	26	1971	75.81	68
Jeff Ousley	3	228	76.00	74
Jeff Stavroff	19	1455	76.58	69
Ben Finley	8	622	77.75	75
Derek Clouse	9	702	78.00	75
Chip Martin	2	156	78.00	78
Mark Lancioni	5	391	78.20	76

1991-1992

Big Ten - 6th, 1174

NCAA - T-15th, 905 (Regional)

Tournament	Finish	18	36	54	72	Total
UC/Johnny Bench	1st	304	308	---	---	612
Northern Intercollegiate	10th	308	296	305	---	909
Persimmon Ridge Invite	4th	320	305	---	---	625
Old Dominion/Seascape	T-11th	293	302	---	---	595
Southeastern Intercollegiate	T-11th	297	303	299	---	899
Johnny Owens Invitational	10th	316	317	---	---	633
Indiana Invitational	2nd	295	290	306	---	891
Firestone Invitational	5th	*450	---	---	---	*450
Kepler Intercollegiate	T-11th	325	318	312	---	955
Wolverine Invitational	4th	293	290	300	---	883
Big Ten Championships	6th	299	288	292	295	1174
NCAA Central Regional	T-15th	299	295	311	---	905

*Score reflects 27-hole event at Firestone

Rds: 31.5 • Strokes: 9,531 • Average: 302.57

Player	Rds.	Strokes	Avg.	Low
Derek Clouse	27.5	2085	75.82	70
Kyle Weineke	27	2049	75.89	70
Jody Roudebush	29.5	2242	76.00	71
Joe Tomaselli	28.5	2167	76.04	70
Bill Miller	22.5	1730	76.89	68
Jeff Stavroff	16.5	1277	77.39	73
Ben Finley	8	629	78.63	73
Jim Ousley	5	403	80.60	76
Mike Chambers	5	410	82.00	75

YEAR-BY-YEAR RESULTS

1992-1993

Big Ten - 5th, 1175

Tournament	Finish	18	36	54	72	Total
Kansas Invitational	3rd	306	306	300	---	912
Northern Intercollegiate	4th	303	295	298	---	896
Stanford Shootout	T-7th	282	292	273	---	847
Central Florida Classic	12th	304	308	317	---	919
Mangola Grove Classic	2nd	304	309	---	---	613
Southeastern Intercol.	9th	289	300	298	---	887
Purdue Invitational	2nd	292	294	---	---	586
Indiana Invitational	4th	287	301	311	---	899
Firestone Intercollegiate	6th	313	308	302	---	923
Kepler Intercollegiate	9th	313	307	---	---	620
Wolverine Invitational	9th	293	294	291	---	878
Big Ten Championships	5th	289	295	296	295	1175

Rds: 34 • Strokes: 10,155 • Average: 298.68

Player	Rds.	Strokes	Avg.	Low
Jody Roudebush	34	2534	74.53	69
Jeff Stavroff	29	2189	75.48	68
Joe Tomaselli	12	910	75.83	69
Derek Clouse	19	1442	75.89	72
Kyle Wieneke	16	1217	76.06	70
Jeff Ousley	23	1755	76.30	72
Ben Finley	18	1374	76.33	71
Chip Martin	11	840	76.36	74
Mike Chambers	3	232	77.33	73
Bill Miller	27	2093	77.52	70
Michael Kemper	8	626	78.25	75

1993-1994

Big Ten - 10th, 1215

Tournament	Finish	18	36	54	72	Total
Northern Intercollegiate	6th	293	303	306	---	902
Quintessence Classic	6th	307	306	301	---	914
Stanford Intercollegiate	13th	300	302	302	---	904
UCF Golf Classic	13th	315	313	302	---	930
Southeastern Intercol.	15th	301	304	301	---	906
Indiana Invitational	1st	288	290	---	---	578
Legends Intercollegiate	8th	310	302	319	---	931
Hawkeye Invitational	2nd	296	305	297	---	897
Xavier Invitational	3rd	303	302	---	---	605
Kepler Intercollegiate	6th	299	311	---	---	610
Fossum Invitational	11th	311	310	310	---	931
Big Ten Championships	10th	298	299	303	311	1215

Rds: 34 • Strokes: 10,323 • Average: 303.62

Player	Rds.	Strokes	Avg.	Low
Jody Roudebush	32	2409	75.28	68
Don Padgett III	16	1213	75.81	71
Derek Clouse	29	2208	76.14	70
Kyle Wieneke	19	1452	76.42	72
Chip Martin	27	2066	76.52	71
Grant Schimmele	4	307	76.75	74
Jim Ousley	16	1237	77.31	72
Michael Kemper	18	1403	77.94	72
David Cotton	3	234	78.00	77
Mike Chambers	7	553	79.00	74
Joe Tomaselli	7	570	81.43	78

1994-1995

Big Ten - 10th, 1222

Tournament	Finish	18	36	54	72	Total
Marquette Invitational	7th	294	302	304	---	900
Northern Intercollegiate	16th	307	312	---	---	619
Memphis/Xavier Invite	T-5th	308	315	324	---	947
Florida Atlantic Invite	6th	298	312	312	---	922
Central Florida Invite	20th	314	310	305	---	929
Southeastern Intercol.	16th	302	300	296	---	898
Johnny Owens Classic	T-5th	300	306	304	---	910
Legends Intercollegiate	8th	299	295	300	---	894
Kepler Intercollegiate	11th	305	320	310	---	925
Fossum Invitational	9th	299	309	303	---	911
Big Ten Championships	10th	294	304	317	307	1222

Rds: 33 • Strokes: 10,077 • Average: 305.36

Player	Rds.	Strokes	Avg.	Low
Don Padgett III	33	2483	75.24	70
Randy Leen	33	2517	76.27	73
Josh Brewer	33	2553	77.36	68
David Whitson	21	1631	77.67	72
Grant Schimmele	6	479	79.83	76
Will Carson	22	1767	80.32	74
Michael Kemper	14	1131	80.78	75

1995-1996

Big Ten - 3rd, 1194

NCAA - T-6th, 878 (Regional)

NCAA Finals - 30th, 636

Tournament	Finish	18	36	54	72	Total
Michigan Intercollegiate	3rd	301	300	299	---	900
Missouri Intercollegiate	10th	296	294	303	---	893
Northern Intercollegiate	T-3rd	294	303	---	---	597
Stanford Intercollegiate	T-8th	290	295	313	---	898
Central Florida Invite	T-12th	301	304	300	---	905
Southeastern Intercol.	5th	289	299	290	---	878
Dr. Pepper Intercollegiate	T-5th	311	298	296	---	905
Legends Intercollegiate	8th	307	305	317	---	929
Kepler Intercollegiate	6th	314	312	308	---	934
Fossum Invitational	5th	298	305	300	---	903
Big Ten Championships	3rd	295	292	287	320	1194
NCAA Regionals	T-6th	285	290	303	---	878
NCAA Championships	30th	314	322	---	---	636

Rds: 38 • Strokes: 11,450 • Average: 301.32

Player	Rds.	Strokes	Avg.	Low
Randy Leen	38	2796	73.58	67
Don Padgett III	38	2883	75.87	69
Michael Kemper	38	2936	77.26	70
Grant Schimmele	27	2099	77.74	70
Brent Landry	11	857	77.91	72
Josh Brewer	38	2962	77.95	69

1996-1997

Big Ten - 4th, 1212

NCAA - T-15th, 893 (Regional)

Tournament	Finish	18	36	54	72	Total
Northern Intercollegiate	T-9th	306	310	---	---	616
Wolverine Invitational	5th	296	296	302	---	894
USA Fall Beach Classic	12th	295	295	292	---	882
The Nelson	2nd	294	290	295	---	879
The Bridges Classic	13th	311	301	297	---	905
Seminole Classic	15th	308	309	302	---	919
Southeastern Intercol.	4th	288	291	284	---	863
Dr. Pepper Intercollegiate	4th	296	294	310	---	900
Marshall Invitational	3rd	288	291	296	---	875
Legends Intercollegiate	9th	301	303	288	---	892
Fossum Invitational	5th	300	295	309	---	904
Big Ten Championships	4th	301	306	308	297	1212
NCAA Central Regional	T-15th	299	303	291	---	893

Rds: 39 • Strokes: 11,634 • Average: 298.31

Player	Rds.	Strokes	Avg.	Low
Randy Leen	43	3097	72.02	68
Don Padgett III	39	2922	74.92	68
Josh Brewer	33	2478	75.09	70
Will Carson	14	1083	77.36	73
Grant Schimmele	36	2787	77.42	72
Brent Landry	28	2176	77.71	72
John Barry	9	707	78.56	74

1997-1998

Big Ten - 1st, 1177

Tournament	Finish	18	36	54	72	Total
Northern Intercollegiate	T-10th	306	304	301	---	911
Legends Intercollegiate	13th	288	297	295	---	880
Persimmon Ridge Invite	T-2nd	---	298	303	---	601
The Nelson	7th	293	295	297	---	883
The Bridges Classic	11th	---	296	311	---	607
Mercedes Benz	11th	284	292	310	---	886
Seminole Classic	T-10th	310	304	318	---	932
Dr. Pepper Intercollegiate	T-6th	312	296	293	---	901
Marshall Invitational	T-3rd	291	289	289	---	869
Kepler Intercollegiate	8th	300	302	300	---	902
Wolverine Invitational	5th	297	283	286	---	866
Big Ten Championships	1st	302	296	291	288	1177

Rds: 35 • Strokes: 10,415 • Average: 297.57

Player	Rds.	Strokes	Avg.	Low
Randy Leen	38	2761	72.66	65
Corey Sullivan	16	1193	74.56	71
Josh Brewer	35	2617	74.77	68
John Barry	32	2445	76.41	71
Brent Landry	20	1540	77.00	69
Chick Linski	16	1239	77.44	69
Steve Wheatcroft	15	1174	78.27	74
Will Carson	3	236	78.67	76
Joe Drozda	3	243	81.00	78

YEAR-BY-YEAR RESULTS

1998-1999

Big Ten - 10th, 1173

Tournament	Finish	18	36	54	72	Total
Northern Intercollegiate	9th	290	296	288	---	874
Legends Intercollegiate	3rd	295	290	301	---	886
Xavier Intercollegiate	2nd	287	277	306	---	870
Nelson/Pepsi Invitational	14th	303	301	293	---	897
Golden Ocala Invite	T-10th	---	302	300	---	602
Dr. Pepper Intercollegiate	10th	304	297	299	---	900
Johnny Owens Classic	8th	302	302	300	---	904
Marshall Invitational	11th	301	308	295	---	904
Kepler Intercollegiate	12th	307	314	306	---	927
Fossum Invitational	12th	312	302	303	---	917
Wolverine Invitational	11th	300	301	297	---	898
Big Ten Championships	10th	296	295	297	285	1173

Rds: 36 • Strokes: 10,752 • Average: 298.67

Player	Rds.	Strokes	Avg.	Low
Brent Landry	36	2667	74.08	65
Steve Wheatcroft	36	2681	74.47	69
John Barry	36	2717	75.47	70
Joe Drozda	3	228	76.00	73
Corey Sullivan	30	2285	76.17	72
Rich Thomas	24	1856	77.33	71
Chick Linski	14	1084	77.43	75
Jon Oliver	3	241	80.33	79

1999-2000

Big Ten - 9th, 1223

Tournament	Finish	18	36	54	72	Total
Hawkeye Invitational	3rd	294	294	292	---	880
Northern Intercollegiate	12th	308	314	301	---	923
Legends Intercollegiate	3rd	302	297	283	---	882
Xavier Invitational	T-9th	296	294	299	---	889
Stan Sheriff Invitational	8th	320	313	319	---	952
Mauna Kea Invitational	2nd	302	293	309	---	904
Silver Springs Invitational	2nd	292	280	286	---	858
Dr. Pepper Intercollegiate	10th	291	286	296	---	873
Marshall Invitational	3rd	297	291	299	---	887
Kepler Intercollegiate	T-8th	302	300	309	---	911
FirstEnergy Intercollegiate	13th	307	303	309	---	919
Fossum Invitational	9th	311	302	292	---	905
Big Ten Championships	9th	299	310	306	308	1223

Rds: 40 • Strokes: 12,006 • Average: 300.15

Player	Rds.	Strokes	Avg.	Low
Steve Wheatcroft	40	2981	74.53	67
Aldo Jordan	37	2804	75.78	71
Corey Sullivan	40	3033	75.83	69
John Barry	31	2354	75.94	69
Ben Davidson	9	686	76.22	69
Bret Hardin	19	1455	76.58	70
Drew Meyer	15	1153	76.87	71
Rich Thomas	3	235	78.33	77
Michael Miller	12	976	81.33	71
Jon Oliver	3	246	82.00	78

2000-2001

Big Ten - 11th, 1205

Tournament	Finish	18	36	54	72	Total
Badger Invitational	7th	297	293	298	---	888
Wolverine Invitational	11th	298	298	313	---	909
Northern Intercollegiate	3rd	293	302	302	---	897
Xavier Invitational	9th	297	295	301	---	893
Legends Intercollegiate	1st	279	278	283	---	840
Big Red Classic	8th	309	284	304	---	897
El Diablo Intercollegiate	12th	304	295	---	---	599
Dr. Pepper Intercollegiate	11th	---	306	312	---	618
Marshall Invitational	T-14th	301	284	300	---	885
Kepler Intercollegiate	17th	316	315	317	---	948
FirstEnergy Intercollegiate	17th	322	---	300	---	622
Fossum Invitational	15th	312	300	305	---	917
Big Ten Championships	11th	302	304	305	294	1205

Rds: 37 • Strokes: 11,118 • Average: 300.49

Player	Rds.	Strokes	Avg.	Low
Steve Wheatcroft	40	2981	74.53	67
Aldo Jordan	37	2804	75.78	71
Corey Sullivan	40	3033	75.83	69
John Barry	31	2354	75.94	69
Ben Davidson	9	686	76.22	69
Bret Hardin	19	1455	76.58	70
Drew Meyer	15	1153	76.87	71
Rich Thomas	3	235	78.33	77
Michael Miller	12	976	81.33	71
Jon Oliver	3	246	82.00	78

2001-2002

Big Ten - T-6th, 1167

Tournament	Finish	18	36	54	72	Total
Badger Invitational	15th	307	292	301	---	900
Northern Intercollegiate	Did Not Play (Sept. 11, 2001)	---	---	---	---	---
Wolverine Invitational	3rd	294	292	---	---	586
Xavier Invitational	7th	291	292	289	---	872
The Tillinghast	7th	300	296	---	---	596
Big Red Shootout	2nd	313	302	---	---	615
Emerald Coast Collegiate	7th	314	305	---	---	619
Big Red Classic	14th	319	306	304	---	929
El Diablo Intercollegiate	7th	292	296	303	---	891
Marshall Invitational	9th	302	301	295	---	898
Kepler Intercollegiate	T-6th	299	293	---	---	592
FirstEnergy Intercollegiate	T-6th	296	296	294	---	886
Fossum/Taylor Made	10th	305	315	295	---	915
Big Ten Championships	6th	293	287	287	300	1167

Rds: 35 • Strokes: 10,466 • Average: 299.03

2002-2003

Big Ten - 6th, 1164

Tournament	Finish	18	36	54	72	Total
Badger Invitational	7th	296	288	286	---	870
Earl Yestingsmeier Invite	5th	282	283	307	---	872
Northern Intercollegiate	T-5th	295	282	283	---	860
Wolverine Invitational	4th	296	287	290	---	873
Xavier Invitational	5th	293	287	288	---	868
Shootout at Belmont	2nd	294	---	---	---	294
Big Red Classic	6th	295	287	---	---	582
El Diablo Intercollegiate	T-7th	305	307	296	---	908
Johnny Owens Invite	2nd	298	302	306	---	906
Marshall Invitational	T-2nd	288	286	295	---	873
Kepler Intercollegiate	4th	302	298	301	---	901
Fossum/Taylor Made	8th	306	293	297	---	896
Big Ten Championships	6th	285	298	287	294	1164

Rds: 37 • Strokes: 10,867 • Average: 293.70

Player	Rds.	Strokes	Avg.	Low
Jeff Overton	40	2890	72.25	66
Heath Peters	37	2739	74.03	68
Ben Davidson	37	2782	75.19	67
Aldo Jordan	34	2560	75.29	69
Scott Seibert	31	2340	75.48	72
Rob Ockenfuss	5	368	73.60	71
Brad Marek	11	815	74.09	70
Michael Miller	11	819	74.45	72
Kirk Wood	3	225	75.00	73
Ryan Cassidy	6	457	76.17	73

2003-2004

Big Ten - 5th, 865

NCAA - T-20th, 934 (Regional)

Tournament	Finish	18	36	54	72	Total
Northern Intercollegiate	2nd	283	290	290	---	863
Hoosier Invitational	1st	273	283	281	---	837
49er Collegiate Classic	1st	282	281	279	---	842
Xavier Invitational	1st	283	277	---	---	560
UCF/Rio Pinar Inter.	10th	297	304	303	---	904
St. Croix Collegiate Classic	2nd	290	294	295	---	879
Steve Kerr Invitational	4th	298	289	294	---	881
Boilermaker Invitational	5th	297	288	293	---	878
Kepler Intercollegiate	T-6th	299	301	298	---	898
FirstEnergy Intercollegiate	T-3rd	282	290	297	---	869
Fossum/TaylorMade Invite	1st	288	295	297	---	880
Big Ten Championships	5th	286	291	288	---	865
NCAA Central Regional	T-20th	306	308	320	---	934

Rds: 38 • Strokes: 11,090 • Average: 291.84

Player	Rds.	Strokes	Avg.	Low
Jeff Overton	42	2966	70.62	64
Heath Peters	38	2774	73.00	68
Aaron Walters	3	220	73.33	71
Rob Ockenfuss	3	225	75.00	73
Ryan Cassidy	23	1729	75.17	68
Mike Birkenfeld	35	2633	75.23	68
Scott Seibert	29	2193	75.62	66
David Butwell	30	2,276	75.87	70
Brad Marek	18	1,370	76.11	71
Oren Hodak	6	464	77.33	75
Kirk Wood	3	233	77.67	75
Tad Scheck	3	235	78.33	75

2004-2005

Big Ten - 2nd, 852

NCAA - T-18th, 875 (Regional)

Tournament	Finish	18	36	54	72	Total
Radrick Farms Intercol.	T-9th	297	293	296	---	886
Central Regional Preview	5th	304	294	292	---	890
Adams Cup	5th	298	293	---	---	591
Xavier Invitational	1st	281	274	279	---	834
Big Ten/Pac-10 Challenge	10th	304	307	---	---	611
Hyatt Intercollegiate	T-4th	284	297	296	---	877
Pioneer Classic	3rd	293	280	286	---	859
Pinehurst Invitational	3rd	300	295	293	---	888
Boilermaker Invitational	4th	288	293	300	---	881
Fossum/TaylorMade Invite	6th	290	293	298	---	881
Big Ten Championships	2nd	283	275	294	---	852
NCAA East Regional	T-18th	294	292	289	---	875

Rds: 34 • Strokes: 9,925 • Average: 291.91

Player	Rds.	Strokes	Avg.	Low
Jeff Overton	34	2,379	69.97	61
Heath Peters	34	2,516	74.00	67
Santiago Quirarte	34	2,534	74.53	67
Scott Seibert	29	2,172	74.90	67
Mike Birkenfeld	6	450	75.00	71
Aaron Harrell	15	1,131	75.40	72
Aaron Walters	5	378	75.60	74
Brad Marek	22	1,665	75.68	69
Oren Hodak	6	456	76.00	71

YEAR-BY-YEAR RESULTS

2005-2006

Big Ten - 6th, 1,181

NCAA - T-11th, 891 (Regional)

Tournament	Finish	18	36	54	72	Total
NCAA Central Preview	11th	300	297	297	--	884
Gopher Invitational	6th	301	304	297	--	902
Wolverine Intercollegiate	8th	291	286	285	--	862
Big Ten/Pac-10 Challenge	11th	293	294	299	--	886
Xavier Invitational	T5th	289	284	289	--	862
Santa Anita/NT Classic	2nd	297	281	290	--	868
Orange County Invite	8th	291	285	296	--	872
Pinehurst Intercollegiate	3rd	294	303	--	--	597
Boilermaker Invitational	1st	301	287	294	--	882
Kepler Intercollegiate	2nd	286	292	304	--	882
Fossum/Spartan Invitational	1st	292	283	295	--	870
Big Ten Championships	6th	285	288	283	301	1181
NCAA East Regional	T11th	299	305	287	--	891

Rds: 39 • Strokes: 11,439 • Average: 293.28

Player	Rds.	Strokes	Avg.	Low
Jorge Campillo	39	2,834	72.67	67
Santiago Quirarte	39	2,877	73.77	69
Drew Allenspach	39	2,892	74.15	69
Seth Brandon	33	2,453	74.33	66
Scott Seibert	20	1,519	75.95	71
Brandon Pike	11	836	76.00	70
Brad Marek	19	1,454	76.53	69
Aaron Harrell	5	395	79.00	76
Oren Hodak	2	161	80.50	79

2006-2007

Big Ten - T-6th, 1,213

Tournament	Finish	18	36	54	72	Total
Rich Harvest Farms	8th	305	318	306	---	929
Gopher Invitational	6th	300	295	313	---	908
VCU/Mattaponi Springs	4th	284	288	282	---	854
Wolf Run Intercollegiate	7th	296	303	310	---	909
Big Ten/Pac-10 Challenge	10th	312	304	302	---	918
Landfall Tradition	6th	306	300	308	---	914
GADO North Texas Classic	T-1st	305	287	304	---	896
Pinehurst Intercollegiate	1st	297	293	290	---	880
Boilermaker Invitational	T6th	308	301	---	---	609
Kepler Intercollegiate	10th	313	312	---	---	625
Fossum/Spartan Invitational	7th	298	286	288	---	872
Big Ten Championships	T-6th	299	303	300	311	1213

Rds: 35 • Strokes: 10,527 • Average: 300.77

Player	Rds.	Strokes	Avg.	Low
Jorge Campillo	38	2,803	73.76	67
Seth Brandon	35	2,655	75.86	69
Drew Allenspach	35	2,661	76.03	69
Santiago Quirarte	29	2,240	77.24	70
Alex Martin	29	2,243	77.34	71
Brandon Pike	15	1,180	78.67	73
Tad Sacheck	3	237	79.00	78
Aaron Harrell	3	239	79.67	78

2007-2008

Big Ten - 4th, 1,183

NCAA - 10th, 901 (Regional) • NCAA Finals - 21st, 920

Tournament	Finish	18	36	54	72	Total
Inverness Collegiate	6th	285	294	302	---	881
Gopher Invitational	T-4th	297	295	299	---	891
Wolf Run Intercollegiate	3rd	287	286	296	---	869
Olympia Fields	3rd	287	291	292	---	870
Windon Memorial Classic	3rd	284	293	278	---	855
UNCG Bridestone Classic	T-6th	298	291	285	---	874
John Hayt Invitational	12th	302	301	297	---	900
Pinehurst Intercollegiate	1st	286	292	287	---	865
adidas Hoosier Inv.	4th	306	284	---	---	590
UMB Bank-Mizzou Tiger	1st	294	286	301	---	881
Boilermaker Invitational	T-3rd	287	276	291	---	854
Big Ten Championships	4th	297	295	293	298	1183
NCAA Central Regional	10th	300	297	304	---	901
NCAA Championships	21st	313	310	297	---	920

Rds: 42 • Strokes: 12,334 • Average: 293.67

Player	Rds.	Strokes	Avg.	Low
Jorge Campillo	43	2,795	71.67	63
Seth Bradon	42	3,108	74.00	68
Drew Allenspach	39	2,913	74.69	67
Alex Martin	42	3,140	74.76	69
Brandon Pike	2	151	75.50	73
Eric Serch	8	607	75.88	72
Tad Sacheck	11	836	76.00	71
Ren Han	18	1,376	76.44	70
Santiago Quirarte	17	1,316	77.41	69
Paul Park	11	857	77.91	69

2008-2009

Big Ten - 3rd, 1,167

NCAA - 12th, 855 (Regional)

Tournament	Finish	18	36	54	72	Total
Wolf Run Intercollegiate	5th	296	300	300	---	896
Olympia Fields Invitational	2nd	288	292	283	---	863
Cardinal Collegiate	5th	286	282	280	---	848
Windon Memorial Classic	2nd	286	281	281	---	848
Isleworth UCF Collegiate	3rd	289	285	312	---	866
Big Ten Match Play	1st	W	W	W	---	3-0
Collegiate Match Play Qual.	1st	303	282	---	---	585
Collegiate Match Play	2nd	W	W	W	---	2-1
United States Collegiate	14th	303	297	310	---	910
adidas Hoosier Invitational	1st	287	274	278	---	839
Boilermaker Invitational	5th	296	297	281	---	874
Big Ten Championship	3rd	286	295	294	292	1,167
NCAA Southeast Regional	12th	294	284	277	---	855

Rds: 33 • Strokes: 9,551 • Average: 289.42

Player	Rds.	Strokes	Avg.	Low
Jorge Campillo	36	2,545	70.69	63
Alex Martin	33	2,392	72.48	68
Chase Wright	24	1,775	73.96	70
Seth Brandon	29	2,157	74.38	68
David Erdy	33	2,457	74.45	65
Drew Allenspach	21	1,599	76.14	70
Eric Serch	3	230	76.67	75
Ren Han	5	387	77.40	72
Paul Park	5	389	77.80	74
Brandon Pike	8	623	77.88	69
Ben Bellville	5	391	78.20	72

2009-2010

Big Ten - 6th, 1,185

NCAA - 9th, 850 (Regional)

Tournament	Finish	18	36	54	72	Total
Wolf Run Intercollegiate	3rd	298	288	285	---	871
Olympia Fields Invitational	T-13th	302	299	304	---	905
PING/Golfweek Invitational	15th	319	301	313	---	933
Windon Memorial Classic	10th	308	295	295	---	898
Alistar MacKenzie Inv.	T-12th	285	289	---	---	574
Renaissance Intercollegiate	1st	280	271	281	---	832
Big Ten Match Play	8th	L	L	L	---	0-3
Callaway Coll. Match Play	3-1	L	W	W	W	3-1
adidas Hoosier Invitational	1st	282	278	278	---	838
Crooked Stick Invitational	4th	304	290	291	---	885
Boilermaker Invitational	4th	293	297	291	---	881
Big Ten Championships	6th	289	290	306	300	1185
NCAA Central Regional	9th	285	286	279	---	850

Rds: 33 • Strokes: 9,652 • Average: 292.48

Player	Rds.	Strokes	Avg.	Low
Alex Martin	33	2,387	72.33	64
David Erdy	33	2,402	72.79	65
Chase Wright	33	2,426	73.52	66
Ren Han	8	600	75.00	72
John Beringer	9	676	75.11	71
Corey Ziedonis	30	2,257	75.23	68
Brant Peaper	25	1,888	75.52	68
Ben Bellville	3	232	77.33	72
Michael McGee	15	1,173	78.20	73
Paul Park	3	242	80.66	78

2010-11

Big Ten - 5th, 1,192

NCAA - T-8th, 882 (Regional)

Tournament	Finish	18	36	54	72	Total
Wolf Run Intercollegiate	T-5th	290	306	286	---	882
Olympia Fields Invitational	13th	286	293	299	---	878
Windon Memorial Classic	T-5th	295	294	279	---	868
Firestone Invitational	1st	291	273	285	---	849
Kiawah Island Intercol.	1st	286	292	299	---	877
Big Red Shootout	9.5-2.5	5.1	4.5-1.5	---	---	9.5-2.5
Big Ten Match Play	2nd	W	W	W	L	3-1
Wexford Plantation Intercol.	1st	289	300	288	---	877
National Invitational Tourn.	T-4th	303	289	290	---	882
Border Olympics	7th	286	284	286	---	856
adidas Hoosier Invitational	1st	279	283	290	---	852
Illini Spring Classic	5th	302	299	---	---	601
Big Ten Championships	5th	298	298	302	294	1192
NCAA Indiana Regional	T-8th	293	295	294	---	882

Rds: 36 • Strokes: 10,496 • Average: 291.56

Player	Rds.	Strokes	Avg.	Low
David Erdy	36	2,622	72.83	65
Chase Wright	36	2,630	73.06	67
David Mills	36	2,658	73.83	67
Brant Peaper	36	2,665	74.03	68
Corey Ziedonis	27	2,011	74.48	68
Kyle Perry	14	1,054	75.29	70
Hugo Menendez	14	1,087	77.64	72
Michael McGee	5	363	72.60	68
John Beringer	5	393	78.60	76
Ren Han	3	235	78.33	74
Ben Bellville	3	222	74.00	70

2011-12

Big Ten - 2nd, 1,178

NCAA - 9th, 894 (Regional)

Tournament	Finish	18	36	54	72	Total
Northern Intercollegiate	T3rd	293	300	295	---	888
Olympia Fields Invitational	12th	288	299	305	---	892
Firestone Invitational	T1st	289	283	282	---	854
Windon Memorial	T2nd	283	278	290	---	851
Isleworth Collegiate Invite	T4th	296	301	291	---	888
Big Ten Match Play	0-2	L	L	---	---	0-2
Callaway Coll. Match Play	5th	W	L	W	W	3-1
NYX Hoosier Invitational	3rd	285	285	283	---	853
Kepler Intercollegiate	3rd	292	307	304	---	903
Boilermaker Invitational	1st	301	294	282	---	877
Big Ten Championships	2nd	293	304	294	287	1178
NCAA Greensboro Regional	9th	298	293	303	---	894

Rds: 31 • Strokes: 9,078 • Average: 292.84

Player	Rds.	Strokes	Avg.	Low
Chase Wright	31	2,258</		

YEAR-BY-YEAR RESULTS

2012-13

Big Ten - T4, 1,190

NCAA - 13th, 931 (Regional)

Tournament	Finish	18	36	54	72	Total
Northern Intercollegiate	1st	308	291	289	-	888
Wolf Run Intercollegiate	2nd	284	284	290	-	858
Windon Memorial	7th	298	298	299	-	895
Olympia Fields	T10th	300	291	296	-	887
Isleworth Collegiate Invite	15th	306	310	311	-	927
Warrior Wave Intercollegiate	6th	295	294	280	-	869
Big Ten Match Play	T5th	L	W	T	-	1-1-1
Bayou City Coll. Champ	12th	296	297	300	-	893
Mission Inn Spring Spec	1st	292	286	291	-	869
NYX Hoosier Invitational	1st	279	282	289	-	850
Boilermaker Invitational	T6th	297	295	297	-	889
Big Ten Championship	T4th	299	291	300	300	1190
NCAA Fayetteville Regional	13th	307	306	318	-	931

Rds: 37 • Strokes: 10,946 • Average: 295.84

Player	Rds.	Strokes	Avg.	Low
Brant Peaper	37	2717	73.43	65
Michael McGee	31	2312	74.58	67
Andrew Fogg	19	1438	75.68	65
Corey Ziedonis	37	2772	74.91	68
David Mills	37	2783	75.21	66
Sean Stone	15	1129	25.27	67
John Beringer	9	667	74.11	71
Hugo Menendez	27	2053	76.03	68
Max Kollin	9	692	76.88	70
Nicholas Grubnich	6	451	75.17	71
Kyle Perry	3	208	69.33	67

2013-14

Big Ten - 8th, 1,215

Tournament	Finish	18	36	54	72	Total
Northern Intercollegiate	8th	306	297	296	-	899
Olympia Fields/Illini Invite	11th	299	292	292	-	883
Wolf run Intercollegiate	5th	303	298	295	-	896
Crooked Stick Intercollegiate	6th	299	305	303	-	907
Pinetree Intercollegiate	5th	296	291	298	-	885
Big Ten Match Play	T5th	W	L	W	T	2-2-1
Snowman Getaway	9th	287	290	291	-	868
Talis Park Challenge	6th	298	319	299	-	916
Irish Creek Collegiate	8th	294	291	294	-	879
NYX Hoosier Invitational	1st	283	285	285	-	853
Boilermaker Invitational	T9th	301	295	299	-	895
Big Ten Championship	8th	301	305	313	296	1215

Rds: 34 • Strokes: 10,096 • Average: 296.94

Player	Rds.	Strokes	Avg.	Low
David Mills	34	2514	73.94	68
Max Kollin	34	2540	74.71	70
Will Seger	34	2555	75.14	68
Hugo Menendez	19	1435	75.53	68
Nicholas Grubnich	34	2569	75.56	69
Keegan Veal	18	1361	75.61	70
Andrew Fogg	21	1595	75.95	69
Hugo Menendez	21	1624	77.33	68

2014-15

Big Ten - 12th, 1,217

Tournament	Finish	18	36	54	72	Total
Northern Intercollegiate	11th	307	217	303	-	927
Olympia Fields/Illini Invite	15th	303	312	307	-	922
Wolf run Intercollegiate	11th	305	317	303	-	925
Sagamore Fall Preview	7th	299	297	-	-	596
Tavistock Collegiate Invit.	15th	290	296	296	-	882
Big Ten Match Play	-	1.5-3.5	1.4	1.4	3-2	1-3
Talis Park Challenge	15th	301	304	302	-	907
Blue Devil Spring Shootout	8th	312	-	-	-	312
Mason Rudolph Champ.	14th	303	308	305	-	916
NYX Hoosier Invitational	3rd	295	284	288	-	867
Boilermaker Invitational	5th	288	293	295	-	876
Big Ten Championship	12th	299	308	296	314	1217

Rds: 31 • Strokes: 9,347 • Average: 301.51

Player	Rds.	Strokes	Avg.	Low
Keegan Veal	17	1,271	74.76	70
Andrew Fogg	14	1,054	75.29	72
Nicholas Grubnich	31	2,339	75.45	69
Max Kollin	27	2,053	76.03	70
Matt Weber	18	1,369	76.05	69
Brendon Doyle	28	2,141	76.46	70
Andrew Havill	18	1,405	78.06	73
Will Seger	25	1,952	78.08	72
Christian Fairbanks	15	1,180	78.67	69

ALL-TIME COACHES



HARPER MILLER
1929
First Head Coach

1928 team captain Harper Miller served as head coach in 1929 while guiding the Crimson squad to its second State Intercollegiate Championship. The team shot 663 in the 36-hole event to edge out state rival Purdue. Miller was second in the individual scoring.


Statistics Unavailable for that season.



JOE GREENWOOD
1931
Third Head Coach

The men's team was under the direction of team captain Joe Greenwood in 1931. Greenwood's Hoosiers compiled a 6-2 dual record during the season, but did not compete at the Big Ten Championships.

Career Record: 6-2
Best Big Ten Championship Finish: N/A
Best NCAA Finish: N/A



HUGH E. WILLIS
1933-40
Fifth Head Coach

In 1933, Professor Hugh E. Willis of the Law School took charge of the team at the beginning of the season and spent a large part of the year instilling fundamentals. Willis remained as the Hoosier coach until the completion of the 1940 season.

Career Record: 24-31-1
Best Big Ten Championship Finish: 5th (1937 & 1939)
Best NCAA Finish: N/A



GERALD REDDING
1930
Second Head Coach

Gerald Redding led the 1930 squad to a near flawless regular season, recording a 7-1 dual record. Acting as a player and coach, Redding's Hoosiers finished seventh at the Big Ten Championships with a 1,319.


Career Record: 7-1
Best Big Ten Championship Finish: 7th (1930)
Best NCAA Finish: N/A



PHIL TALBOT
1932
Fourth Head Coach

Phil Talbot served as head coach and captain for the Hoosiers in 1932. Talbot, a top amateur golfer in the state at the time, won the Bloomington City Golf Tournament a record 11 times, including nine consecutive titles between 1935-1943.

Career Record: 4-4
Best Big Ten Championship Finish: N/A
Best NCAA Finish: N/A



JAMES SOUTAR
1941-46
Sixth Head Coach

James Soutar coached the IU men's team from 1941-46 and was primarily responsible for laying out the IU Golf Course. Soutar, a native of Carnoustie, Scotland, also served as a golf professional for the Bloomington Country Club.

Career Record: 13-31-2
Best Big Ten Championship Finish: 6th (1946)
Best NCAA Finish: N/A

ALL-TIME COACHES



OWEN COCHRANE
1947-56
Seventh Head Coach

Owen (Chili) Cochrane coached IU from 1947-56. Known to his friends as "Chili," Cochrane first joined the Indiana University coaching staff as a backfield coach for A.N. (Bo) McMillin's Hoosier football team in 1946. After coaching football, Cochrane took over various department administrative responsibilities as well as continuing to coach IU's golf team.

Career Record: 45-68-2

Best Big Ten Championship Finish: 5th (1950)

Best NCAA Finish: N/A



BOB FITCH
1957-89
Eighth Head Coach

Serving as the Indiana men's golf coach for 33 years, Bob Fitch, along with former swimming coach James (Doc) Counsilman, is the longest-tenured IU coach in school history. Having coached the Hoosiers from 1957-89, Fitch coached the program to six conference titles and numerous top-20 rankings. Indiana earned Big Ten Championships in 1962, '68, '70, '73, '74 and '75, while finishing runner-up in 1958, '64, '72, '76, '77, '78, '79, '82, '83 and '84. The Hoosiers also finished in third place on six different occasions. Under his direction, the Hoosiers appeared in 12 NCAA tournaments, placing sixth in 1974 and seventh in 1975. Fitch came to IU as an ends coach in football in 1952. Prior to that, he was an All-American football player at Minnesota and set a world record in the discus throw as a track and field performer.

Career Record: 120-69-9

Team Tournament Titles: 40

Best Big Ten Championship Finish: 1st (1962, '68, '70, '73-'75)

Best NCAA Finish: T-6th (1974)



SAM CARMICHAEL
1990-98
Ninth Head Coach

In the fall of 1990, Sam Carmichael added the men's head golf coaching duties to his resume after having already served as the women's coach since 1981. Following a 1998 Big Ten title, Carmichael again moved his attentions back to solely coaching the women's squad after leading the men's program for eight years. During that time, Carmichael won Big Ten Coach of the Year honors twice after claiming the 1991 and 1998 Big Ten Championships. Carmichael grew up in Martinsville, Ind., and spent his collegiate golf career at Louisiana State, playing on an SEC Championship team in 1960. He won all three major men's tournaments in Indiana - Junior, Amateur and Open. He played on the professional tour for seven years and in 1973 was inducted into the Indiana Golf Hall of Fame.

Team Tournament Titles: 6

Best Big Ten Championship Finish: 1st (1991, '98)

Best NCAA Finish: 30th (1996)



MIKE MAYER
1998-present
Tenth Head Coach

Mike Mayer enters his 18th season at the helm of the Indiana men's golf program after taking over at the start of the 1998-99 season. His focus has been to rekindle the fire that brought Indiana Golf a Big Ten title in 1998, and he has accomplished just that. In 2011-12, the Hoosiers finished second at the Big Ten Championships by three strokes and were ranked No. 33 in the final GolfStat rankings. During the 2010-11 season, Mayer led the Hoosiers to a top-10 national ranking for much of the season, including as high as No. 4. Mayer, the 2008 Midwest Region Coach of the Year, guided the Hoosiers to their best NCAA showing since 1980 when IU finished 21st in 2008. Jorge Campillo, under the tutelage of Mayer, finished in a tie for second place by shooting a 1-over-par 289. Mayer was named the Midwest Region Coach of the Year in 2006 as well. He was also recognized as the Big Ten Coach of the Year that season after leading the Hoosiers to their third consecutive NCAA Regional appearance.

Team Tournament Titles: 27

Best Big Ten Championship Finish: 2nd (2005, 2012)

Best NCAA Finish: 21st (2008)

ALL-TIME ROSTER

A

Ackerman, Robert III • 1973-75

Year	Rds	Strokes	Avg	Low
1972-73	23	1,758	76.43	71
1973-74	24	1,792	74.67	70
1974-75	28	2,094	74.79	70
Career	75	5,644	75.25	70

Aldrich, Wendell R. • 1940, '42**Allenspach, Drew • 2006-09**

Year	Rds	Strokes	Avg	Low
2005-06	39	2,892	74.15	69
2006-07	35	2,661	76.03	69
2007-08	39	2,913	74.69	67
2008-09	21	1,599	76.14	70
Career	134	10,065	75.11	67

Allenspach, Mark • 1978-79

Year	Rds	Strokes	Avg	Low
1977-78	1	76	76.00	76
1978-79	6	478	79.67	77
Career	7	554	79.14	76

Allenspach, Mitch • 1980

Year	Rds	Strokes	Avg	Low
1979-80	18	1,399	77.72	73

Andrews, John F. • 1986-89

Year	Rds	Strokes	Avg	Low
1985-86	22	1,684	76.54	70
1986-87	24	1,819	75.79	70
1987-88	26	1,931	74.27	68
1988-89	31.5	2,394	76.00	70
Career	103.5	7,828	75.63	68

B

Balch, James F. Jr. • 1952, '54-55**Barry, John M. • 1997-2000**

Year	Rds	Strokes	Avg	Low
1996-97	9	707	78.56	74
1997-98	32	2,445	76.41	71
1998-99	36	2,717	75.47	70
1999-00	31	2,354	75.94	69
Career	108	8,223	76.14	69

Barth, Richard C. • 1958-60

Year	Rds	Strokes	Avg	Low
1957-58	17	1,321	77.71	73
1958-59	18	1,404	78.00	73
1959-60	11	859	78.09	73
Career	46	3,630	78.91	73

Bartholomew, Harold • 1951-53**Baske, James R. • 1966-68**

Year	Rds	Strokes	Avg	Low
1966-67	17	1,354	79.65	76
1967-68	9	704	78.22	74
Career	26	2,058	79.15	74

Beauer, Ernest R. • 1936-37**Beauer, Howard W. • 1936-38****Bellville, Ben • 2008-11**

Year	Rds	Strokes	Avg	Low
2008-09	5	391	78.20	72
2009-10	3	232	77.33	72
2010-11	3	222	74.00	70
Career	11	1,245	76.14	70

Benke, Joey • 1992**Berg, Richard E. • 1957****Berasman, James R. • 1951****Beringer, John • 2009-13**

Year	Rds	Strokes	Avg	Low
2009-10	9	676	75.11	71
2010-11	5	393	78.60	76
2011-12	6	477	79.50	72
2012-13	9	667	74.11	71
Career	29	2,213	76.31	71

Biddinger, Gary A. • 1972-75

Year	Rds	Strokes	Avg	Low
1971-72	17	1,274	74.94	70
1972-73	23	1,717	74.65	71
1973-74	26	1,964	75.54	71
1974-75	28	2,097	74.89	70
Career	94	7,052	75.02	70

Birkenfeld, Mike • 2004-05

Year	Rds	Strokes	Avg	Low
2003-04	35	2,633	75.23	68
2004-05	6	450	75.00	71
Career	41	3,083	75.20	68

Black, Thomas E. • 1944**Blackburn, Thomas • 1945****Bradlow, Jeff • 1996-97****Boden, Charles L. • 1941-42****Borhwick, Robert J. • 1965-66****Boswell, Charles H. • 1936-37****Bouchard, Remi • 1984-87**

Year	Rds	Strokes	Avg	Low
1983-84	21	1,586	75.52	69
1984-85	27	2,089	77.37	70
1985-86	22	1,687	76.68	69
1986-87	25	1,853	74.12	67
Career	95	7,215	75.95	67

Brandon, Seth • 2006-09

Year	Rds	Strokes	Avg	Low
2005-06	33	2,453	74.33	66
2006-07	35	2,655	75.86	69
2007-08	42	3,108	74.00	68
2008-09	29	2,157	74.38	68
Career	139	10,373	74.63	66

Brant, Fidane W. • 1934**Brewer, Joshua B. • 1995-98**

Year	Rds	Strokes	Avg	Low
1994-95	33	2,553	77.36	68
1995-96	38	2,962	77.95	69
1996-97	33	2,478	75.09	70
1997-98	35	2,617	74.77	68
Career	139	10,610	76.33	68

Brinker, Kyle • 2001**Brown, Jake • 2015-Present**

Year	Rds	Strokes	Avg	Low
2014-15		Redshirt		

Brownstein, Julius R. • 1940**Brubaker, Joe B. • 1954****Bruce, Grant • 1985-86****Brucker, James G. • 1959-60**

Year	Rds	Strokes	Avg	Low
1958-59	1	82	82.00	82
1959-60	11	862	78.36	74
Career	12	944	78.67	74

Bryan, E. Burritt • 1950**Bullington, Mark A. • 1985**

Year	Rds	Strokes	Avg	Low
1984-85	6	475	79.17	76

Butwell, David • 2004

Year	Rds	Strokes	Avg	Low
2003-04	30	2,276	75.87	70

C

Callis, Robert • 1952-54**Campbell, Gary C. • 1985**

Year	Rds	Strokes	Avg	Low
1984-85	16	1,277	79.81	74

Campbell, Keith E. • 1933-35**Campillo, Jorge • 2006-09**

Year	Rds	Strokes	Avg	Low
2005-06	39	2,834	72.67	67
2006-07	38	2,803	73.76	67
2007-08	43	3,084	71.72	63
2008-09	36	2,545	70.69	63
Career	156	11,266	72.22	63

ALL-TIME ROSTER

Cardwell, Richard • 1953-55**Carr, Michael • 1987-88****Carson, William H. • 1995-98**

Year	Rds	Strokes	Avg	Low
1994-95	22	1,767	80.32	74
1996-97	14	1,083	77.36	73
1997-98	3	236	78.67	76
Career	39	3,086	79.13	73

Cassidy, Ryan • 2001-04

Year	Rds	Strokes	Avg	Low
2000-01	12	932	77.67	69
2001-02	2	162	81.00	78
2002-03	6	457	76.17	73
2003-04	23	1,729	75.17	68
Career	43	3,280	76.28	68

Castletorte, Mike • 2001

Year	Rds	Strokes	Avg	Low
2001-02	22	1655	75.23	70

Chambers, Michael • 1992-94

Year	Rds	Strokes	Avg	Low
1991-92	5	410	82.00	75
1992-93	3	232	77.33	73
1993-94	7	553	79.00	74
Career	15	1,195	79.67	73

Cheney, James A. • 1966-68

Year	Rds	Strokes	Avg	Low
1966-67	17	1,321	77.71	72
1967-68	19	1,415	74.47	69
Career	36	2,736	76.00	69

Cisco, Walter S. • 1937-39**Cisco, Steve • 1967-69**

Year	Rds	Strokes	Avg	Low
1966-67	17	1,356	79.76	71
1967-68	19	1,429	75.21	69
1968-69	19.5	1,529	78.41	73
Career	55.5	4,314	77.73	69

Cleveland, Robert • 1947-50**Clouse, Derek W. • 1991-94**

Year	Rds	Strokes	Avg	Low
1990-91	9	702	78.00	75
1991-92	27.5	2,085	75.82	70
1992-93	19	1,442	75.89	72
1993-94	29	2,208	76.14	70
Career	84.5	6,437	76.18	70

Coble, Rob • 1985-88**Coble, Thomas C. • 1958-60**

Year	Rds	Strokes	Avg	Low
1957-58	17	1,301	76.53	73
1958-59	8.5	684	80.47	75
1959-60	11	847	77.00	71
Career	36.5	2,832	77.59	71

Cohen, Steve • 1977**Comstock, Byron J. • 1962-64**

Year	Rds	Strokes	Avg	Low
1961-62	17	1,284	75.53	72
1962-63	13	1,001	77.00	72
1963-64	17	1,287	75.71	70
Career	47	3,572	76.00	70

Comstock, Terrence • 1963-64

Year	Rds	Strokes	Avg	Low
1963-64	17	1,292	76.00	71

Cook, James W. • 1949**Cook, Jeff D. • 1981-84**

Year	Rds	Strokes	Avg	Low
1980-81	20	1,566	78.30	73
1981-82	20	1,513	75.65	69
1982-83	22	1,675	76.14	71
1983-84	20	1,566	78.30	73
Career	82	6,320	77.07	69

Cook, Robert J. • 1946-49**Cooper, Berigan M. • 1961-63**

Year	Rds	Strokes	Avg	Low
1960-61	6	500	83.33	79
1961-62	5	384	76.80	71
1962-63	3	255	85.00	79
Career	14	1,139	81.36	71

Cosens, Mark • 1974**Cotton, David • 1994**

Year	Rds	Strokes	Avg	Low
1994-95	3	234	78.00	77

Cox, Francis G. • 1931-33**Coyle, Gene A. • 1970-73****Crauen, Dan M. • 1942****D****Day, Harold K. • 1938****Davidson, Ben • 2000-03**

Year	Rds	Strokes	Avg	Low
1999-00	9	686	76.22	69
2000-01	9	696	77.33	71
2001-02	33	2,473	74.94	71
2002-03	37	2,782	75.19	67
Career	88	6,337	75.42	67

Davis, Ben • 1973**Deardon, Craig E. • 1976-77**

Year	Rds	Strokes	Avg	Low
1975-76	7	535	76.43	74
1976-77	11	870	79.09	75
Career	18	1,405	78.06	74

Demitri, John A. • 1955-56**Dennis, Darrell O. • 1979-82**

Year	Rds	Strokes	Avg	Low
1978-79	10	784	78.40	74
1981-82	14	1,057	75.50	71
Career	24	1,841	76.71	71

Dew, Robert J. • 1978-80

Year	Rds	Strokes	Avg	Low
1977-78	11	842	76.55	72
1978-79	18	1,380	76.67	70
1979-80	19	1,474	77.58	71
Career	48	3,696	77.00	70

Doyle, Brendon • 2015-Present

Year	Rds	Strokes	Avg	Low
2014-15	28	2,141	76.46	70

Drozda, Joseph • 1998-01

Year	Rds	Strokes	Avg	Low
1997-98	3	243	81.00	78
1998-99	3	228	76.00	73
2000-01	9	704	78.22	72
Career	15	1,175	78.33	72

Dunn, John W. • 1976

Year	Rds	Strokes	Avg	Low
1975-76	24	1,860	77.50	72

Dyar, Robert W. • 1954-56**E****Eaton, Edwin R. • 1937-38****Engstrom, Carl J. • 1924****Erdy, David • 2009-12**

Year	Rds	Strokes	Avg	Low
2008-09	33	2,457	74.45	65
2009-10	33	2,402	72.79	65
2010-11	36	2,622	72.83	65
2011-12	28	2,088	74.57	69
Career	130	9,569	73.61	65

Essenpreis, Ronald • 1966-68

Year	Rds	Strokes	Avg	Low
1967-68	18	1,372	76.22	73

ALL-TIME ROSTER

F
Fadeve, Leon F. • 1957**Fairbanks, Christian • 2015-Present**

Year	Rds	Strokes	Avg	Low
2014-15	15	1,180	78.67	69

Fike, Tom • 1976**Finley, Benjamin G. • 1990-93**

Year	Rds	Strokes	Avg	Low
1989-90	27	2,152	79.70	73
1990-91	8	622	77.75	75
1991-92	8	629	78.63	73
1992-83	18	1,374	76.33	71
Career	61	4,777	78.31	71

Fogg, Andrew • 2011-15

Year	Rds	Strokes	Avg	Low
2011-12	14	1,028	73.43	68
2012-13	19	1,438	75.68	65
2013-14	21	1,595	75.95	69
2014-15	14	1,054	75.29	72
Career	68	5,115	75.21	65

Frandsen, Andrew • 2009

Year	Rds	Strokes	Avg	Low
2009-10	3	258	86.00	84

Frandsen, Kent M. • 1970-72

Year	Rds	Strokes	Avg	Low
1969-70	18.5	1,450	78.38	73
1970-71	23	1,765	76.74	72
1971-72	21	1,588	75.62	71
Career	62.5	4,803	76.85	71

Fromuth, Michael J. • 1982-84

Year	Rds	Strokes	Avg	Low
1981-82	16	1,227	76.69	71
1982-83	18	1,348	74.89	72
Career	34	2,575	75.74	71

G**Gaunt, Russell E. • 1936****Gilgrist, Philip M. • 1953****Grant, Peter M. Jr. • 1938-40****Grenwood, Joseph R. • 1929-31****Griffith, Charles O. • 1962-63**

Year	Rds	Strokes	Avg	Low
1961-62	17	1,332	77.76	72
1962-63	13	1,045	80.38	76
Career	30	2,377	79.23	72

Griffiths, Edward M. • 1949-50**Grubnich, Nicholas • 2011-15**

Year	Rds	Strokes	Avg	Low
2011-12	6	433	72.17	70
2012-13	6	451	75.17	71
2013-14	34	2,569	75.56	69
2014-15	31	2,339	75.45	69
Career	77	5,792	75.22	69

H**Hamby, Earnest L. Jr. • 1987-88**

Year	Rds	Strokes	Avg	Low
1987-88	16	1,274	79.63	72

Hamilton, Garnard F. • 1971-72

Year	Rds	Strokes	Avg	Low
1970-71	22	1,702	77.36	72
1971-72	21	1,580	75.24	70
Career	43	3,282	76.33	70

Han, Ren • 2008-11

Year	Rds	Strokes	Avg	Low
2007-08	18	1,376	76.44	70
2008-09	5	387	77.40	72
2009-10	8	600	75.00	72
2010-11	3	235	78.33	74
Career	34	2,598	76.47	70

Hancock, John P. • 1950-51**Hancock, Paul W. • 1947-49****Hardin, Bret • 2000-02**

Year	Rds	Strokes	Avg	Low
1999-00	19	1,455	76.58	70
2000-01	3	244	81.33	80
2001-02	12	956	79.67	74
Career	34	2,655	78.09	70

Haring, David P. • 1946-49**Harrell, Aaron • 2005-07**

Year	Rds	Strokes	Avg	Low
2004-05	15	1,131	75.40	72
2005-06	5	385	79.00	76
2006-07	3	239	79.67	78
Career	23	1,765	76.74	72

Harrell, Robert T. • 1934-36**Harrison, Jim • 1975****Havill, Andrew • 2014-Present**

Year	Rds	Strokes	Avg	Low
2013-14	21	1,624	77.33	68
2014-15	18	1,405	77.67	73
Career	39	3,029	77.67	68

Helm, Dwight E. • 1966**Henoch, Fredweick • 1962-63**

Year	Rds	Strokes	Avg	Low
1961-62	4	315	78.75	74

1962-63	14	1,094	78.14	74
Career	18	1,409	78.28	74

Henry, Tom • 1973**Hodak, Oren • 2004-06**

Year	Rds	Strokes	Avg	Low
2003-04	6	464	77.33	73
2004-05	6	456	76.00	71
2005-06	2	161	80.50	79
Career	14	1,081	77.21	71

Hoke, Charles W. • 1946-47**Horton, William E. • 1939-41****Houlihan, James • 1979-81****Houlihan, Pat • 1980****Houston, David R. • 1986**

Year	Rds	Strokes	Avg	Low
1985-86	3	249	83.00	81

Hurtubise, Francois • 1985-86

Year	Rds	Strokes	Avg	Low
1984-85	15	1,219	81.27	76
1985-86	13	1,022	78.62	74
Career	28	2,241	80.04	74

I**Ingram, Michael A. • 1981-85**

Year	Rds	Strokes	Avg	Low
1980-81	17	1,277	75.12	69
1981-82	14	1,072	76.57	72
1982-83	19	1,448	76.21	71
1983-84	17	1,277	75.12	69
1984-85	20	1,512	75.60	71
Career	87	6,586	75.70	69

Inskeep, Thomas R. • 1975-77

Year	Rds	Strokes	Avg	Low
1974-75	7	544	77.71	73
1975-76	17	1,326	78.00	72
1976-77	13	1,038	79.85	75
Career	37	2,908	78.59	72

J**Jackson, Robert D. • 1974-77**

Year	Rds	Strokes	Avg	Low
1973-74	28	2,090	74.64	69
1974-75	28	2,076	74.14	65
1975-76	24	1,755	73.13	68
1976-77	29	2,159	74.45	68
Career	109	8,080	74.05	65

Jewell, James W. • 1964-66

Year	Rds	Strokes	Avg	Low
1963-64	18	1,348	74.89	71

Joers, Ronald A. • 1946

ALL-TIME ROSTER

Johnson, Sherell Jr. • 1958-59

Year	Rds	Strokes	Avg	Low
1957-58	7	557	79.57	73
1958-59	2	159	79.50	78
Career	9	716	79.56	73

Johnson, Thomas J. • 1956-57**Jones, Forrest T. • 1960-62**

Year	Rds	Strokes	Avg	Low
1959-60	3	247	82.33	81
1960-61	14	1,084	77.43	72
1961-62	17	1,299	76.41	73
Career	34	2,630	77.35	72

Jones, Tom G. • 1956**Jordan, Aldo • 2000-03**

Year	Rds	Strokes	Avg	Low
1999-00	37	2,804	75.78	71
2000-01	34	2,551	75.03	67
2001-02	28	2,129	76.04	71
2002-03	34	2,560	75.29	69
Career	133	10,044	75.52	67

K**Kalinka, Carl • 1973-74****Kaufmanis, Eric • 1978-80**

Year	Rds	Strokes	Avg	Low
1977-78	17	1,333	78.41	70
1978-79	24	1,837	76.54	71
1979-80	19	1,441	75.84	70
1980-81	20	1,513	75.70	71
Career	80	6,124	76.55	70

Kelley, Jim • 1996-97**Kelley, Thomas W. • 1974**

Year	Rds	Strokes	Avg	Low
1973-74	28	2,138	76.36	70

Kemper, Michael K. • 1993-96

Year	Rds	Strokes	Avg	Low
1992-93	8	626	78.25	75
1993-94	18	1,403	77.94	72
1994-95	14	1,131	80.78	75
1995-96	38	2,936	77.26	70
Career	78	6,096	78.15	70

Kenney, Henry C. • 1933-35**Kerby, Michail G. • 1969**

Year	Rds	Strokes	Avg	Low
1968-69	16	1,241	77.56	71

Kernohan, John F. • 1983-86

Year	Rds	Strokes	Avg	Low
1982-83	3	228	76.00	74
1983-84	23	1,772	77.04	69
1984-85	27	2,059	76.26	68
1985-86	22	1,666	75.73	71
Career	75	5,725	76.33	68

Kerr, John W. • 1954-57**Killian, John • 1990****Kloeffler, Lloyd C. • 1935-38****Knapp, Aaron • 2005-06****Kohlmeier, Doug • 1975-76****Kollin, Max • 2012-Present**

Year	Rds	Strokes	Avg	Low
2012-13	9	692	76.88	71
2013-14	34	2,540	74.71	70
2014-15	27	2,053	76.05	70
Career	70	5,285	75.50	70

Komar, Sam • 2000**Koressel, Tim A. • 1981-83**

Year	Rds	Strokes	Avg	Low
1980-81	20	1,488	74.40	68
1981-82	20	1,496	74.80	66
1982-83	25	1,858	74.32	68
Career	65	4,842	74.49	66

Kriete, Darl • 1957-59**Kropschot, Jeffrey S. • 1985****Kuhn, Ken • 1975****L****Lach, Michael • 1965****Lalaeff, M. • 1951****Landry, Brent L. • 1996-99**

Year	Rds	Strokes	Avg	Low
1995-96	11	857	77.91	72
1996-97	28	2,176	77.71	72
1997-98	20	1,540	77.00	69
1998-99	36	2,667	74.08	65
Career	95	7,240	76.21	65

Lane, Gordon L. • 1961-62

Year	Rds	Strokes	Avg	Low
1960-61	16	1,253	78.31	73
Career	16	1,253	78.31	73

Lanscioni, Mark J. • 1989-92

Year	Rds	Strokes	Avg	Low
1988-89	28.5	2,222	77.96	73
1989-90	29	2,256	77.79	71
1990-91	5	391	78.20	76
Career	62.5	4,869	77.90	71

Larson, James R. • 1960

Year	Rds	Strokes	Avg	Low
1959-60	2	170	85.00	83

Lawson, Gary • 1975**Lawson, Harry A. Jr. • 1930****Lee, Ricky O. • 1968**

Year	Rds	Strokes	Avg	Low
1967-68	5	382	76.40	73

Leen, Randy T. • 1995-98

Year	Rds	Strokes	Avg	Low
1994-95	33	2,517	76.27	73
1995-96	38	2,796	73.58	67
1996-97	43	3,097	72.02	68
1997-98	38	2,761	72.66	65
Career	152	11,171	73.49	65

Leen, Jack R. • 1950-53**Lewis, Brian • 1982****Levy, Jeff • 1982****Linski, Charles • 1999**

Year	Rds	Strokes	Avg	Low
1998-99	14	1,084	77.43	75

Lipsich • 1984**Litz, Mark • 1974-75****M****Mahan, James (Cole) • 1971-74**

Year	Rds	Strokes	Avg	Low
1970-71	9	702	78.00	75
1971-72	2	153	76.50	75
1972-73	19	1,478	77.79	72
1973-74	21	1,604	76.38	70
Career	51	3,937	77.20	70

Mann, Robert J. • 1971-73

Year	Rds	Strokes	Avg	Low
1970-71	3	228	76.00	75
1971-72	19	1,434	75.47	70
1972-73	23	1,748	76.00	71
Career	45	3,410	75.78	70

Marcus, Merrit E. • 1956

ALL-TIME ROSTER

Marek, Brad • 2002-06

Year	Rds	Strokes	Avg	Low
2002-03	11	815	74.09	70
2003-04	18	1,370	76.11	71
2004-05	22	1,665	75.68	69
2005-06	19	1,454	76.53	69
Career	70	5,304	75.77	69

Mariotti, Michael • 1987**Martin, Alex • 2007-10**

Year	Rds	Strokes	Avg	Low
2006-07	29	2,243	77.34	71
2007-08	42	3,140	74.76	69
2008-09	33	2,392	72.48	68
2009-10	33	2,387	72.33	64
Career	137	10,162	74.18	64

Martin, Charles V. • 1990-94

Year	Rds	Strokes	Avg	Low
1989-90	17	1,360	80.00	74
1990-91	2	156	78.00	78
1991-92		Redshirted		
1992-93	11	840	76.36	74
1993-94	27	2,066	76.52	71
Career	57	4,422	77.58	71

Matheson, Scott • 1982**May, Denny J. • 1967-69**

Year	Rds	Strokes	Avg	Low
1966-67	17	1,354	79.65	72
1967-68	19	1,450	76.32	72
1968-69	14.5	1,138	78.48	74
Career	50.5	3,942	78.06	72

McCod, Ralph L. • 1945**McDonald, Brian • 1981****McDonald, Wayne C. • 1968-70**

Year	Rds	Strokes	Avg	Low
1967-68	19	1,461	76.89	72
1968-69	19.5	1,474	75.59	68
1969-70	22.5	1,708	75.91	72
Career	61	4,643	76.11	68

McDonough, James M. • 1983-84

Year	Rds	Strokes	Avg	Low
1982-83	3	245	81.67	80

McGee, Michael • 2010-13

Year	Rds	Strokes	Avg	Low
2009-10	15	1,173	78.20	73
2010-11	5	363	72.60	68
2011-12	11	811	73.73	67
2012-13	31	2,312	74.58	67
Career	62	4,659	75.14	67

McIver, Gregory K. • 1989**McRae, Jerry J. • 1961-63**

Year	Rds	Strokes	Avg	Low
1960-61	16	1,256	78.50	73
1961-62	16	1,280	80.00	71
1962-63	14	1,098	78.43	75
Career	46	3,634	79.00	71

Mealia, John J. • 1977-79

Year	Rds	Strokes	Avg	Low
1976-77	9	690	76.67	74
1977-78	20	1,548	77.40	70
1978-79	24	1,868	77.83	74
Career	53	4,106	77.47	70

Mealia, Mike N. • 1974-77

Year	Rds	Strokes	Avg	Low
1973-74	4	311	77.75	75
1974-75	28	2,142	76.50	70
1975-76	24	1,808	75.33	68
1976-77	30	2,236	74.53	67
Career	86	6,497	75.55	67

Menendez, Hugo • 2011-2014

Year	Rds	Strokes	Avg	Low
2010-11	14	1,087	77.64	72
2011-12	5	375	75.00	69
2012-13	27	2,053	76.03	68
2013-14	19	1,435	75.53	68
Career	65	4,950	76.15	68

Messick, Paul J. • 1929-30**Meyer, Drew • 2000**

Year	Rds	Strokes	Avg	Low
1999-00	15	1,153	76.87	71

Meyer, John D. • 1987-88

Year	Rds	Strokes	Avg	Low
1986-87	10	784	78.40	73
1987-88	26	2,029	78.04	72
Career	36	2,813	78.14	72

Micheel, Shaun C. • 1988-91

Year	Rds	Strokes	Avg	Low
1987-88	26	1,965	75.58	68
1988-89	31.5	2,370	75.24	70
1989-90	38	2,844	74.84	68
1990-91	39	2,811	72.08	67
Career	134.5	9,990	74.28	67

Miller, Harper B. • 1928-29**Miller, Joe • 2002****Miller, Mike • 2000-03**

Year	Rds	Strokes	Avg	Low
1999-00	12	976	81.33	71
2000-01	19	1,484	78.11	74
2001-02	12	922	76.83	71
2002-03	11	819	74.45	72
Career	54	4,201	77.80	71

Miller, William Jr. • 1990-93

Year	Rds	Strokes	Avg	Low
1989-90	27	2,138	79.19	72
1990-91	24	1,810	75.42	68
1991-92	22.5	1,730	76.89	68
1992-93	27	2,093	77.52	70
Career	100.5	7,771	77.32	68

Miller, Zack • 1996-97**Mills, David • 2011-2014**

Year	Rds	Strokes	Avg	Low
2010-11	36	2,658	73.83	67
2011-12	31	2,270	73.23	67
2012-13	37	2,783	75.21	66
2013-14	34	2,514	73.60	68
Career	138	10,225	74.09	66

Moulton, James K. • 1946**Mueller, Jack L. • 1937-39****Muehlhaus, Brian • 1995****Murphy, Harry L. • 1942****O****O'Haver, Thomas F. • 1933-35****Ockenfuss, Rob • 2002-04**

Year	Rds	Strokes	Avg	Low
2001-02	29	2,250	77.59	70
2002-03	5	368	73.60	71
2003-04	3	225	75.00	73
Career	37	2,843	76.84	70

Oliver, Jonathan • 1999-02

Year	Rds	Strokes	Avg	Low
1998-99	3	241	80.33	79
1999-00	3	246	82.00	78
2000-01	9	728	80.89	71
2001-02	2	174	87.00	86
Career	17	1,389	81.71	71

Olsen, Daniel W. • 1986-89

Year	Rds	Strokes	Avg	Low
1985-86	22	1,688	76.73	70
1986-87	22	1,679	76.32	70
1987-88	26	1,896	72.92	68
1988-89	36.5	2,644	72.44	65
Career	106.5	7,907	74.24	65

Osburn, William E. • 1935**Osterburg, Walter S. • 1968**

Year	Rds	Strokes	Avg	Low
1967-68	10	782	78.20	75

ALL-TIME ROSTER

Ousley, Jeffrey G. • 1990-92

Year	Rds	Strokes	Avg	Low
1989-90	29	2,282	78.69	71
1990-91	3	228	76.00	74
1991-92	5	403	80.60	76
Career	37	2,913	78.73	71

Ousley, Jim • 1991-93**Overton, Jeff • 2002-05**

Year	Rds	Strokes	Avg	Low
2001-02	31	2,308	74.45	66
2002-03	40	2,890	72.25	66
2003-04	42	2,966	70.62	64
2004-05	34	2,379	69.97	61
Career	147	10,543	71.72	61

P**Padgett, Donald E. II • 1969-70**

Year	Rds	Strokes	Avg	Low
1968-69	18.5	1,398	75.51	67
1969-70	22.5	1,723	76.58	70
Career	41	3,121	76.12	67

Padgett, Donald E. III • 1994-97

Year	Rds	Strokes	Avg	Low
1993-94	16	1,213	75.81	71
1994-95	33	2,483	75.24	70
1995-96	38	2,883	75.87	69
1996-97	39	2,922	74.92	68
Career	126	9,501	75.40	68

Park, Paul • 2008-2011

Year	Rds	Strokes	Avg	Low
2007-08	11	857	77.91	69
2008-09	5	389	77.40	74
2009-10	3	242	80.66	78
Career	19	1,488	78.42	69

Parker, William R. • 1976-78

Year	Rds	Strokes	Avg	Low
1975-76	17	1,321	77.71	73
1976-77	30	2,291	76.37	71
1977-78	21	1,594	75.90	70
Career	68	5,206	76.56	70

Pasquale, Tom • 1974-75**Peaper, Brant • 2010-13**

Year	Rds	Strokes	Avg	Low
2009-10	25	1,888	75.52	68
2010-11	36	2,665	74.03	68
2011-12	31	2,319	74.81	65
2012-13	37	2,717	73.43	65
Career	129	9,589	74.33	65

Pelz, David T. • 1959-61

Year	Rds	Strokes	Avg	Low
1958-59	15.5	1,231	79.42	75
1959-60	10	793	79.30	73
1960-61	13	1,031	79.31	74
Career	38.5	3,055	79.35	73

Penning, Frank G. Jr. • 1939-41**Pepping, Tom • 1979****Perk, Richard L. • 1945****Perry, Kyle • 2011-13**

Year	Rds	Strokes	Avg	Low
2010-11	14	1,054	75.29	70
2011-12	5	375	75.00	71
2012-13	3	208	69.33	67
Career	22	1,637	74.40	67

Peters, Dallas M. Jr. • 1963-65

Year	Rds	Strokes	Avg	Low
1962-63	14	1,100	78.57	72
1963-64	18	1,383	76.83	72
Career	32	2,483	77.59	72

Peters, Heath • 2002-05

Year	Rds	Strokes	Avg	Low
2001-02	32	2,396	74.89	70
2002-03	37	2,739	74.03	68
2003-04	38	2,774	73.00	68
2004-05	34	2,516	74.00	67
Career	141	10,425	73.94	67

Phenicie, Greg V. • 1989-90

Year	Rds	Strokes	Avg	Low
1988-89	20.5	1,587	77.41	73
1989-90	2	153	76.50	74
Career	22.5	1,740	77.33	73

Phillips, Elliot V. • 1952-54**Pike, Brandon • 2006-09**

Year	Rds	Strokes	Avg	Low
2005-06	11	836	76.00	70
2006-07	15	1,180	78.67	73
2007-08	2	151	75.50	73
2008-09	8	623	77.88	69
Career	36	2,790	77.50	69

Pinnick, Brooks C. • 1946-49**Proctor, Kevin • 1970-73**

Year	Rds	Strokes	Avg	Low
1969-70	17.5	1,380	78.86	72
1970-71	23	1,759	76.48	72
1971-72	19	1,447	76.16	67
1972-73	23	1,708	74.26	70
Career	82.5	6,294	76.29	67

Q**Quirarte, Santiago • 2005-08**

Year	Rds	Strokes	Avg	Low
2004-05	34	2,534	74.53	67
2005-06	39	2,877	73.77	69
2006-07	29	2,240	77.24	70
2007-08	17	1,316	77.41	69
Career	119	8,967	75.35	67

R**Redding, Gerald R. • 1926****Ritchey, Jeff • 1997****Ritchie, William D. • 1943****Roberts, Jeff • 1973-74****Roberts, N. Kelly • 1972-75**

Year	Rds	Strokes	Avg	Low
1971-72	14	1,047	74.79	69
1972-73	23	1,718	74.70	68
1973-74	28	2,084	74.43	69
1974-75	28	2,079	74.25	67
Career	93	6,928	74.49	67

Rogers, Steven A. • 1975-78

Year	Rds	Strokes	Avg	Low
1974-75	11	909	82.64	80
1975-76	24	1,838	76.58	72
1976-77	22	1,684	76.55	72
1977-78	21	1,578	75.14	70
Career	78	6,009	77.04	70

Root, John H. • 1935**Rose, Stephen G. • 1941****Roudebush, Jody M. • 1991-94**

Year	Rds	Strokes	Avg	Low
1990-91	30	2,238	74.60	70
1991-92	29.5	2,242	76.00	71
1992-93	34	2,534	74.53	69
1993-94	32	2,409	75.28	68
Career	125.5	9,423	75.08	68

Rouchier, Jack A. • 1956-57**Rousseau, Richard G. • 1982-85**

Year	Rds	Strokes	Avg	Low
1981-82	9	697	77.44	75
1982-83	16	1,236	77.25	72
1983-84	8	630	78.75	74
1984-85	17	1,318	77.53	71
Career	50	3,881	77.62	71

Royer, Ronald L. • 1958-60

Year	Rds	Strokes	Avg	Low
1957-58	18	1,350	75.00	70
1958-59	21	1,600	76.19	69
1959-60	11	822	74.73	69
Career	50	3,772	75.44	69

ALL-TIME ROSTER

S

Sacheck, Tad • 2004, '07-08

Year	Rds	Strokes	Avg	Low
2003-04	3	235	78.33	75
2006-07	3	237	79.00	78
2007-08	11	836	76.00	71
Career	17	1,308	76.94	71

Schieve, Donald R. • 1954-55**Schimmele, Grant S. • 1994-97**

Year	Rds	Strokes	Avg	Low
1993-94	4	307	76.75	74
1994-95	6	479	79.83	76
1995-96	27	2,099	77.74	70
1996-97	36	2,787	77.42	72
Career	73	5,672	77.70	70

Schmidt, Harold J. Jr. • 1941**Schneider, Eric • 1976****Schultz, Charles L. Jr. • 1950-51****Seeger, Will • 2014-Present**

Year	Rds	Strokes	Avg	Low
2013-14	34	2,555	75.14	68
2014-15	25	1,952	78.08	72
Career	59	4,507	76.39	68

Seibert, Scott • 2003-2006

Year	Rds	Strokes	Avg	Low
2002-03	31	2,340	75.48	72
2003-04	29	2,193	75.62	66
2004-05	29	2,172	74.90	67
2005-06	20	1,519	75.95	71
Career	109	8,224	75.45	66

Serch, Eric • 2008-09

Year	Rds	Strokes	Avg	Low
2007-08	8	607	75.88	72
2008-09	3	230	76.67	75
Career	11	837	76.09	72

Seward, James B. • 1936-38**Sharp, Donald G. • 1951****Sharp, Robert I. • 1932****Shelton, Patrick • 1999****Shircliff, Wayne J. • 1969-71**

Year	Rds	Strokes	Avg	Low
1968-69	19.5	1,473	75.54	70
1969-70	22.5	1,771	78.71	74
Career	42	3,244	77.24	70

Shuman, Andy • 1982-84**Sibbitt, Bill • 1973****Sill, Robert W. • 1939-40****Slucker, Brian • 1995****Snyder, William H. • 1932-40****Sommer, Jon W. • 1958-60**

Year	Rds	Strokes	Avg	Low
1957-58	18	1,364	75.78	71
1958-59	21	1,596	76.00	71
1959-60	11	851	77.36	74
Career	50	3,811	76.22	71

Sparrow, Jack • 2015-Present

Year	Rds	Strokes	Avg	Low
2014-15		Redshirt		

Spillman, Berton • 1957**Staats, Robert E. • 1947-48, '53****Stavroff, Jeffrey D. • 1990-93**

Year	Rds	Strokes	Avg	Low
1989-90	5	401	80.20	74
1990-91	19	1,455	76.58	69
1991-92	16.5	1,277	77.39	73
1992-93	29	2,189	75.48	68
Career	69.5	5,322	76.58	68

Stefanie, John • 1943**Stevenson, Roderick M. • 1946-47****Stickl, Gary J. • 1978-80**

Year	Rds	Strokes	Avg	Low
1977-78	21	1,599	76.14	70
1978-79	22	1,668	75.82	70
1979-80	16	1,204	75.25	68
1980-81	20	1,490	74.50	66
Career	79	5,961	75.46	66

Stinnett, William A. • 1967-69

Year	Rds	Strokes	Avg	Low
1966-67	17	1,363	80.18	73
1967-68	14	1,101	78.64	71
1968-69	11.5	903	78.52	73
Career	42.5	3,367	79.22	71

Stone, Sean • 2013-Present

Year	Rds	Strokes	Avg	Low
2012-13	15	1,129	75.27	67

Stonikas, Robert M. • 1984-85

Year	Rds	Strokes	Avg	Low
1983-84	18	1,388	77.11	73
1984-85	18	1,402	77.89	71
Career	36	2,790	77.50	71

Stultz, Robert D. • 1952**Sullivan, Corey L. • 1998-00**

Year	Rds	Strokes	Avg	Low
1997-98	16	1,193	74.56	71
1998-99	30	2,285	76.17	72
1999-00	40	3,033	75.83	69
Career	86	6,511	75.71	69

T

Talbot, Phillip L. • 1930-31**Temple, Andrew • 2003****Terrell, Ronald R. • 1956-58**

Year	Rds	Strokes	Avg	Low
1957-58	8	638	79.75	76

Thomas, David G. • 1980-83

Year	Rds	Strokes	Avg	Low
1979-80	17	1,302	76.59	72
1980-81	20	1,496	74.80	68
1981-82	20	1,522	76.10	71
1982-83	22	1,676	76.18	71
Career	79	5,996	75.90	68

Thomas, Richard • 1999-02

Year	Rds	Strokes	Avg	Low
1998-99	24	1,856	77.33	71
1999-00	3	235	78.33	77
2000-01	32	2,472	77.25	67
2001-02	5	409	81.80	76
Career	64	4,972	77.69	67

Thomas, Thomas J. • 1962-64

Year	Rds	Strokes	Avg	Low
1961-62	17	1,304	76.71	70
1963-64	15	1,167	77.80	70
Career	32	2,471	77.22	70

Thompson, Thomas W. • 1943-46**Timbrook, Henry Jr. • 1940-42****Todd, Jeff • 1981****Tomaseli, Joe W. Jr. • 1991-94**

Year	Rds	Strokes	Avg	Low
1990-91	28	2,116	75.57	69
1991-92	28.5	2,167	76.04	70
1992-93	12	910	75.83	69
1993-94	7	570	81.43	78
Career	75.5	5,763	76.33	69

Topoligus, James N. • 1964

Year	Rds	Strokes	Avg	Low
1963-64	10	786	78.60	74

Toth, Mark E. • 1967-68

Year	Rds	Strokes	Avg	Low
1966-67	13	1,049	80.69	72
1967-68	3	238	79.33	79
Career	16	1,287	80.44	72

ALL-TIME ROSTER

Trembley, Yves C. • 1977, 1979-81

Year	Rds	Strokes	Avg	Low
1976-77	20.5	1,557	75.95	69
1977-78		Redshirted		
1978-79	21	1,633	77.76	72
1979-80	19	1,501	79.00	74
1980-81	20	1,491	74.55	68
Career	80.5	6,182	76.80	68

Trowthbridge, Ken • 1970-71

Year	Rds	Strokes	Avg	Low
1969-70	22.5	1,743	77.47	72

Troy, Dennis A. • 1966

V

VanHorn, Wilbur H. Jr. • 1940-41**Ve, Keegan • 2014-Present**

Year	Rds	Strokes	Avg	Low
2013-14	18	1,361	75.61	70
2014-15	17	1,271	74.76	70
Career	35	2,632	75.20	70

W

Walters, Aaron • 2004-05

Year	Rds	Strokes	Avg	Low
2003-04	3	220	73.33	71
2004-05	5	378	75.60	74
Career	8	598	74.75	71

Walton, Jeff • 1986-87**Wheatcroft, Steven • 1998-01**

Year	Rds	Strokes	Avg	Low
1997-98	15	1,174	78.27	74
1998-99	36	2,681	74.47	69
1999-00	40	2,981	74.53	67
2000-01	37	2,694	72.81	68
Career	128	9,530	74.45	67

Weber, Matt • 2015-Present

Year	Rds	Strokes	Avg	Low
2014-15	18	1,369	76.05	69

White, Phil • 1962-64

Year	Rds	Strokes	Avg	Low
1960-61	16	1,251	78.19	74
1961-62	17	1,280	75.29	72
1962-63	14	1,087	76.64	71
Career	47	3,618	76.98	71

Whitson, David • 1995

Year	Rds	Strokes	Avg	Low
1994-95	24	1,867	77.79	72

Wieneke, Kyle • 1991-94

Year	Rds	Strokes	Avg	Low
1990-91	26	1,971	75.8	68
1991-92	27	2,049	75.9	70
1992-93	16	1,217	76.1	70
1993-94	19	1,452	76.4	72
Career	88	6,689	76.0	68

Wilehm, Greg • 1987**Williams, Jerry • 1960-61****Williamson, Chris • 1988-89****Wolf, Mike • 1981****Wolski, Brad • 1981****Wood, Kirk • 2001-04**

Year	Rds	Strokes	Avg	Low
2000-01	14	1,097	78.36	70
2001-02	8	651	81.38	74
2002-03	3	225	75.00	73
2003-04	3	233	77.67	75
Career	28	2,206	78.79	70

Wright, Chase • 2009-12

Year	Rds	Strokes	Avg	Low
2008-09	24	1,775	73.96	70
2009-10	33	2,426	73.52	66
2010-11	36	2,630	73.06	67
2011-12	31	2,258	72.84	68
Career	124	9,089	73.29	66

Wright, Joe • 1978-80

Year	Rds	Strokes	Avg	Low
1978-79	11	872	79.3	75
1979-80	11	868	78.9	74
Career	22	1,740	79.1	74

Z

Ziedonis, Corey • 2010-13

Year	Rds	Strokes	Avg	Low
2009-10	30	2,257	75.23	68
2010-11	27	2,011	74.48	68
2011-12	28	2,094	74.79	71
2012-13	37	2,772	74.91	68
Career	122	9,134	74.87	68