



INDIANA SOFTBALL

Caitlin Davis - Media Relations

E-MAIL - davis288@indiana.edu • CELL - (317) 690-0086 • IUHOOSIERS.COM

2015 SCHEDULE

Date	Opponent	Time/Result (ET)
Kajikawa Classic (Tempe, Ariz.)		
Feb. 6	Western Michigan	L, 5-4
	Oregon State	L, 10-6
7	San Diego	W, 4-3
	#16 Arizona State	L, 10-2 (6)
8	Utah Valley	L, 4-1
Wilson/DeMarini Desert Classic (Henderson, Nev.)		
13	Utah Valley	W, 8-7
	UTEP	L, 4-1
14	Cal State Northridge	L, 12-5
	New Mexico	L, 9-8
15	Utah State	L, 6-5
Mary Nutter Collegiate Classic (Cathedral City, Calif.)		
19	Georgia	1 p.m.
	UCLA	8:30 p.m.
20	Loyola Marymount	1:30 p.m.
	Cal Poly	6 p.m.
21	BYU	1 p.m.
Citrus Classic II (Orlando, Fla.)		
27	Georgia	1:15 p.m.
	Nebraska-Omaha	3:30 p.m.
28	Georgetown	1:15 p.m.
	Mississippi State	5:45 p.m.
March 1	Notre Dame	12:15 p.m.
Indiana Classic (Bloomington, Ind.)		
6	Austin Peay	2:30 p.m.
7	Austin Peay	2:30 p.m.
	Eastern Illinois	4:45 p.m.
8	Eastern Illinois	1:15 p.m.
	Saint Louis	3:30 p.m.
Hoosier Classic (Bloomington, Ind.)		
13	North Dakota State	4 p.m.
14	Wright State	12:15 p.m.
	Bowling Green	4:45 p.m.
15	IPFW	4:45 p.m.
18	at Kentucky	7 p.m.
20	Rutgers*	6 p.m.
21	Rutgers*	1 p.m.
22	Rutgers*	1 p.m.
25	at Louisville	6 p.m.
27	at Illinois*	6:30 p.m.
28	at Illinois*	2 p.m.
29	at Illinois*	1 p.m.
April 3	Maryland*	6 p.m.
4	Maryland*	1 p.m.
5	Maryland*	1 p.m.
8	Purdue (DH)*	4 p.m.
10	at Penn State*	6 p.m.
11	at Penn State*	3 p.m.
12	at Penn State*	1 p.m.
17	at Michigan*	6 p.m.
18	at Michigan*	2 p.m.
19	at Michigan*	1 p.m.
21	at Ball State	4 p.m.
24	Michigan State*	6 p.m.
25	Michigan State*	1 p.m.
26	Michigan State*	1 p.m.
28	at Indiana State	TBA
May 1	at Ohio State*	6 p.m.
2	at Ohio State*	2 p.m.
3	at Ohio State*	1 p.m.
2015 Big Ten Tournament (Columbus, Ohio)		
7-10	TBA	TBA
NCAA Regional (Campus Sites)		
15-17	TBA	TBA
NCAA Super Regional (Campus Sites)		
22-24	TBA	TBA
Women's College World Series (Oklahoma City, Okla.)		
May 28-June 3	TBA	TBA

All times are ET
 * Big Ten Opponent
 Bold indicates home game

MARY NUTTER COLLEGIATE CLASSIC - Feb. 19-21 - Cathedral City, Calif.

Thursday, Feb. 19, 2015

Indiana vs. #8 Georgia • 1 p.m. ET
 Georgia leads the all-time series, 1-0

Indiana vs #12 UCLA • 8:30 p.m. ET
 Series is tied, 1-1

***Live stats and Live Radio Broadcasts for all games
 available on IUHoosiers.com*

Friday, Feb. 20, 2015

Indiana vs. Loyola Marymount • 1:30 p.m. ET
 Indiana leads all-times series, 2-1

Indiana vs. Cal Poly • 6 p.m. ET
 Cal Poly leads the all-time series, 5-1

Saturday, Feb. 21, 2015

Indiana vs. BYU • 1 p.m. ET
 BYU leads the all-time series, 3-1

LAST TIME OUT

Indiana traveled to Henderson, Nev. last weekend for the Wilson/DeMarini Desert Classic. The Hoosiers picked up a win against Utah Valley on Friday before falling to UTEP, Cal State Northridge, New Mexico and Utah State.

In the Hoosiers 8-7 victory against Utah Valley, Indiana came back from two separate 3-run deficits to win the game. Senior pitcher Miranda Tamayo earned her first win of the year in the contest, pitching 2.1 scoreless innings while giving up just one hit. Junior Michelle Huber went 4-for-4 against the Wolverines, scoring a run and collecting three RBI. Huber is the team leader with a remarkable .433 batting average through the first 10 games of the year.

CALLING ON CAWLEY

Shannon Cawley knocked three 2-run home runs over the weekend, including two against New Mexico on Saturday night. The senior hit .389 on the weekend, with seven hits, six runs scored and seven RBI. Cawley leads the team in home runs (4) and RBI (10).

UTILIZING UDEN

Freshman Taylor Uden continued her solid start to her Indiana career last weekend, scoring seven runs for the Hoosiers. The Glendale, Ariz. - native has started all 10 games at shortstop and is second on the team in runs scored with eight.

CALIFORNIA CONNECTION

Three Hoosiers will be having a coming home of sorts this weekend as they return to their home state of California. Senior Brianna Meyer hails from Rancho Cucamonga, senior pitcher Miranda Tamayo is from Huntington Beach and freshman Kennedy Cribbs is from San Gabriel.

GOING AGAINST GEORGIA

The Hoosiers open up play in the Mary Nutter Collegiate Classic against Georgia, a team that ranks No. 8 with a perfect 10-0 start to the year. Last season, the Bulldogs advanced to the Super Regionals before falling to Baylor.

Thursday's meeting marks just the second matchup between the two schools, with then-No.1 ranked

Georgia taking a 2-0 victory in 2011.

BATTLING THE BRUINS

Indiana's second opponent of the weekend is also ranked, with the Hoosiers facing No. 12 UCLA. The Bruins are off to a 9-2 start and have picked up seven straight victories. Like Georgia, UCLA is also coming off a 2014 Super Regionals appearance.

This is the third matchup between Indiana and UCLA with the most recent game resulting in a 10-2 Bruin victory in 2009.

A LOOK AT LOYOLA

The first Indiana game on Friday pits the Hoosiers against Loyola Marymount University. The Lions are off to a 3-5 start, picking up a pair of wins against Northwestern State and a 12-1 victory against Wright State.

This is the fourth matchup between Indiana and the Lions, with Indiana earning wins in 2009 and 2011.

MEETING THE MUSTANGS

In the Hoosiers' Saturday afternoon showdown, Indiana takes on a 5-5 Cal Poly squad. The Mustangs are heading to Cathedral City after knocking off Stanford last weekend in the Stanford Invitational, 4-3.

Cal Poly leads the all-time series, 1-5. The Hoosiers and Mustangs have met five times in the last six seasons. Indiana defeated Cal Poly in 2011, however the Mustangs have won the last two meetings.

BRING ON BYU

Indiana concludes play in the Mary Nutter Collegiate Classic on Saturday against BYU, who has started 6-4. The Cougars have picked up wins against Virginia, New Mexico, Hawai'i, Northwestern, UNLV and UTEP.

BYU leads the all-time series against the Hoosiers, 3-1, including three straight victories with the most recent coming in 2012.

INDIANA'S RECORD WHEN...

OVERALL RECORD	2-8
At Andy Mohr Field.....	0-0
On the road.....	0-1
At a neutral site.....	2-7
Day games.....	2-5
Night games.....	0-3
Vs. top-10 opponents.....	0-0
Vs. ranked opponents.....	0-1
Vs. unranked opponents.....	2-7
Vs. teams .500 or better.....	2-3
Vs. teams worse than .500.....	0-5
Indiana scores first.....	1-4
Opponent scores first.....	1-4
Scoring 4 or more runs.....	2-5
10 hits or more.....	1-0
Hitting one home run.....	0-3
Hitting 2 or more home runs.....	0-2
Playing error free.....	1-0
Committing one error.....	0-3
Committing two or more errors.....	1-5
Leading after 5 innings.....	0-0
Trailing after 5 innings.....	1-8
Leading after 6 innings.....	2-0
Trailing after 6 innings.....	0-5
In one-run games.....	2-3
In two-run games.....	0-0
Extra innings.....	0-0
Run-rule decisions.....	0-1
vs. left-handed starters.....	0-1
vs. right-handed starters.....	2-7

MONTHLY RECORD

Indiana in February.....	2-8
Indiana in March.....	0-0
Indiana in April.....	0-0
Indiana in May.....	0-0

DAYS OF THE WEEK

Indiana on Monday.....	0-0
Indiana on Tuesday.....	0-0
Indiana on Wednesday.....	0-0
Indiana on Thursday.....	0-0
Indiana on Friday.....	1-3
Indiana on Saturday.....	1-3
Indiana on Sunday.....	0-2

WINNING AND LOSING STREAKS

Longest winning streak.....	1
Longest losing streak.....	4
Last 10 games.....	0-0
Last 15 games.....	0-0
Last 20 games.....	0-0
Current streak.....	0-0
Largest winning margin.....	1
Largest losing margin.....	2-10

PITCHING

Olson Starts.....	2-3
Tamayo Starts.....	0-4
Kirk Starts.....	0-1

ATTENDANCE

Total home attendance.....	0-0
Average home attendance.....	0-0
Total home dates.....	0-0
Largest Crowd.....	0-0

2015 INDIANA SOFTBALL ROSTER

No.	Name	Pos.	B-T	Yr.	Ht.	Hometown/Last School/Previous School
00	Denisa Brooks	IF	L-R	FR	5-6	Columbus, Ind./Columbus North
1	Shannon Cawley	OF	R-R	SR	5-4	Brookfield, Ill./Nazareth Academy
2	Maria Latimer	C	R-R	SO	5-1	Leesburg, Va./Tuscarora
4	Erin Lehman	UT	R-R	SO	5-7	New Palestine, Ind./New Palestine
5	Mena Fulton	UT	R-R	FR	5-7	Bloomington, Ind./Bloomington South
7	Lora Olson	P	R-R	SR	5-10	Orland Park, Ill./Carl Sandburg
10	Miranda Tamayo	P	R-R	SR	5-10	Huntington Beach, Calif./Mater Dei
11	Rebecca Blitz	OF	L-R	FR	5-4	Birmingham, Ala./Mountain Brook
14	Sarah Thompson	OF	L-R	FR	5-4	Greenwood, Ind./Center Grove
15	Emily Kirk	P	R-R	FR	5-10	Round Rock, Texas/Stony Point
16	Alyssa Rosati	OF	R-R	JR	5-7	Clearwater, Fla./Countryside
18	Taylor Uden	IF	R-R	FR	5-10	Glendale, Ariz./Raymond S. Kellis
19	Kennedy Cribbs	IF	R-R	FR	5-2	San Gabriel, Calif./La Salle
21	Rachel O'Malley	IF	R-R	FR	5-8	Elk Grove Village, Ill./James B. Conant
22	Kassi Farmer	C/IF	R-R	JR	5-7	Columbia, Ill./Columbia
23	Kelsey Dotson	C/3B	R-R	JR	5-6	Silver Lake, Ind./Warsaw Community
24	CaraMia Tsigigos	C/IF	R-R	SO	6-0	Atlanta, Ga./Wesleyan
26	Michelle Huber	UT	R-R	JR	5-9	Carmel, Ind./Carmel
28	Brianna Meyer	OF	L-L	SR	5-7	Rancho Cucamonga/Los Osos
44	Kayla Mathewson	OF	L-R	SO	5-4	Lakewood, Colo./Wheat Ridge
77	Katelyn Conenna	UT	R-R	JR	5-8	Addison, Ill./Immaculate Conception

Head Coach: Michelle Gardner (Seventh Year, Michigan '89)

Assistant Coaches: Ben Sorden (Second Year, Buena Vista University, '95) and Mike Perniciaro (First Year, University of Missouri-St. Louis, '93 and Western Illinois, 95)

Pronunciation Guide

00 Denisa - Da-nee-sa	5 Mena - Mean-ah	24 - Tsigigos - Surr-EE-goes
1 Cawley - Call-ee	10 Tamayo -Ta-my-oh	26 - Huber - HUE-burr
4 Lehman - Lay-men	16 - Rosati - Row-zah-tee	28 - Brianna - BRY-anna (Like Brian)
		Perniciaro - Per-ni-CHAIR-oh

TUNE IN AND LISTEN UP

Every 2015 Indiana softball game will be broadcasted LIVE on IUHoosiers.com with Will Chukerman on the call. In addition, fans can also follow along with GameTracker, just click on the appropriate link in the schedule.

QUEST FOR 1,000

The Hoosiers are just seven wins away from reaching 1,000 program wins. Since the program began in 1974, Indiana has an all-time record of 993-975-8.

WHAT'S ON TAP FOR 2015

This season, Indiana faces eight teams that played in the 2014 NCAA Tournament, including three teams that advanced to the Super Regionals. Six Indiana opponents - Kentucky (No. 6), UCLA (No. 7), Michigan (No. 8), Georgia (No. 12), Arizona State (No. 16) and Notre Dame (No. 22) - ranked in the Top 25 USA Today/NFCA Coaches Preseason Poll.

Indiana's final February slate will come in Orlando, Fla.

at the Citrus Classic II Tournament. Indiana will face Georgia once again, as well as Omaha, Georgetown, Mississippi State and Notre Dame.

The Hoosiers will kick off the home portion of the year with back-to-back tournaments at Andy Mohr Field. The Hoosiers will host the Indiana Classic the first weekend of March with games against Austin Peay, Eastern Illinois and Saint Louis. The following weekend, Indiana hosts its annual Hoosier Classic and will square off against North Dakota State, Wright State, Bowling Green and IPFW.

Other non-conference matchups for the Hoosiers include Kentucky (March 18), Louisville (March 25), Ball State (April 21) and Indiana State (April 28).

Indiana opens up Big Ten play at home on March 20 against Rutgers. Other home Big Ten battles include Maryland, Purdue and Michigan State. The Hoosiers will face Illinois, Penn State, Michigan and Ohio State on the road.

The 2015 Big Ten Tournament will take place May 7-10 in Columbus, Ohio.

RETURNING IN 2015...

The Hoosiers welcome back 12 letterwinners this spring with seven of those being everyday players in the Hoosiers' 2014 lineup.

Senior **Lora Olson** is gearing up for her senior campaign. The right-handed pitcher made 36 appearances and a team-high 26 starts in 2014 and finished the year with a 3.98 ERA and eight wins.

Fellow senior **Miranda Tamayo**, who is returning to the Hoosiers after not playing last year, joins Olson in the circle this season. Tamayo has made three career appearances for the Hoosiers, two in 2012 and one in 2013.

Indiana will look to fill the loss of Breanna Saucedo, who led the team with a .335 batting average, 65 hits and 30 runs before graduating in 2014. However, Indiana does have much of its 2014 offensive firepower back this year, including senior **Brianna Meyer** and junior **Kassi Farmer**. Last season, the duo combined for 49 runs and 80 hits to be two of the top three scoring leaders. Farmer led the team with seven home runs, while Meyer tied with junior **Kelsey Dotson** for a team-high 23 runs batted in.

Sophomore **CaraMia Tsirigos** is looking to follow-up a big freshman campaign that saw the Atlanta, Ga. native hit six home runs, while earning an on-base percentage of .364. **Erin Lehman** is another sophomore coming off a productive season after scoring 16 runs on 24 hits last season.

After being sidelined in 2014 with an injury, senior **Shannon Cawley** is primed for a big year. In her first two seasons in Cream and Crimson, Cawley hit .301 while combining for 93 hits, 44 runs and 47 RBI, including a team-best 26 in 2013.

THE GREAT EIGHT

Indiana welcomes eight new faces to the 2015 squad this spring. Freshmen Rebecca Blitz, Denisa Brooks Kennedy Cribbs, Mena Fulton, Rachel O'Malley, Sarah Thompson, Taylor Uden and Emily Kirk will all don the Cream and Crimson for the first time in their careers.

•Hailing from Birmingham, Ala., **Rebecca Blitz** led her high school to a winning-tradition, while hitting .583 and swiping 34 bases in her senior campaign.

•Named Columbus North's Team MVP, Defensive Player of the Year and Team Captain, **Denisa Brooks** recorded a career batting average of .482, while earning a fielding percentage of .945.

•San Gabriel, Calif. - native **Kennedy Cribbs** hit .417 last season, which ranks 12th in her high school's history. For her efforts, Cribbs picked up First Team All-League, First Team All-Area and Team MVP honors.

•Bloomington's own **Mena Fulton**, who led South to its first-even State Championship appearance last season is a four-time All-Conference selection and was named the Bloomington Herald-Times Player of the Year.

•During her senior season, **Rachel O'Malley** hit a

school-record 11 home runs and 47 RBI, while picking up numerous accolades, including Chicago Sun-Times All-Area.

•Named the Top Female Athlete at Center Grove in 2014, **Sarah Thompson** hit .372 with 35 hits, 28 runs and 17 RBI in her senior season. In addition, the Greenwood, Ind. native is a multiple All-District selection.

•Also named the Female Athlete of the Year at her high school after her senior year, **Taylor Uden** knocked in 38 runs, while hitting .473 with nine home runs. She was named First Team All-Section in both her junior and seniors seasons.

•**Emily Kirk**, a Round Rock, Texas native, is set for her Indiana debut. Kirk was a three-time First Team All-District selection and recorded 253 strikeouts her senior season, while helping her high school to a Co-District Championship.

PERNICIARO JOINS STAFF

Head coach **Michelle Gardner** added a new face to the 2015 coaching staff as **Mike Perniciaro** joined the Hoosiers on July 8, 2014. Perniciaro works primarily with hitting and the infield, as well as assists with recruiting.

Perniciaro, who brings nearly 20 years of coaching experience to the Hoosiers, most recently served as the associate head coach at the University of Mississippi. In his three seasons with Ole Miss, Perniciaro coached 32 letterwinners and led the Rebels to school records in hits (396), walks (150) and stolen bases (79).

Prior to his tenure at Ole Miss, Perniciaro spent six seasons as the head coach for the Wichita State softball team, where he led the program to 168 wins. While leading the Shockers, Perniciaro coached Britnee Barnett to the most career hits in Wichita State's history (249).

He also served as the head coach for Northwestern State University during the 2005 campaign, which saw the Lady Demons amass a 35-28 record while averaging 4.7 runs per game.

As an assistant at Auburn University, he guided the Tigers to two NCAA Regional Tournament Appearances in 2002 and 2004. The Tigers also ranked as high as #12 in the nation in 2004. Following a successful 2004 campaign, the Tigers' staff earned South Region Coaching Staff of the Year honors by the National Fastpitch Coaches Association.

Before his time with Auburn, Perniciaro spent two years with the University of Georgia and was instrumental in the start-up of the program. He coached the Bulldogs to their first-ever winning season in 1998.

Perniciaro and his wife, Shannon, have two children: Nicholas (4) and Alexander (3).

USA Today/NFCA Top 25 Poll - Week 2

Rank/School	Record/Points	Previous	
1.....Florida (26)	11-0	722	1
2.....Oregon (3)	6-0	699	2
3.....Alabama	11-1	619	3
4.....Oklahoma	9-1	593	4
5.....Michigan	8-1	580	8
6.....Louisiana-Lafayette	9-0	553	7
7.....Baylor	9-0	503	9
8.....Georgia	10-0	480	10
9.....Florida State	7-3	474	6
10.....Tennessee	9-0	465	11
11.....Kentucky	6-2	458	5
12.....UCLA	9-2	403	12
13.....Arizona	9-0	397	14
14.....LSU	10-0	357	16
15.....Minnesota	8-1	328	13
16.....Auburn	12-0	320	17
17.....Washington	8-2	304	15
18.....Missouri	4-1	228	18
T19.....Arizona State	8-4	190	21
T19.....UCF	8-0	190	NR
21.....California	9-0	131	NR
22.....South Alabama	7-2	115	24
23.....Texas A&M	7-3	102	23
24.....Notre Dame	5-4	51	20
25.....Texas	7-3	23	NR


Also receiving votes: South Carolina 22, Kansas 21, Virginia Tech 20, Stanford 16, Tulsa 15, **Mississippi State 15**, Cal State Fullerton 12, Nebraska 11, James Madison 3, Hofstra 2, Florida Atlantic 2, Western Kentucky 1.
As of Feb.11 - 2015 Opponents in **Bold**

2015 BIG TEN STANDINGS

Team	Conf. Record	Pct.	Record	Pct.
Michigan	8-1	.889	0-0	.000
Minnesota	8-1	.889	0-0	.000
Ohio State	7-1	.875	0-0	.000
Michigan State	7-3	.700	0-0	.000
Maryland	6-4	.600	0-0	.000
Penn State	6-4	.600	0-0	.000
Purdue	6-4	.600	0-0	.000
Wisconsin	5-6	.455	0-0	.000
Nebraska	4-6	.400	0-0	.000
Rutgers	2-3	.400	0-0	.000
Iowa	3-5	.375	0-0	.000
Northwestern	3-6	.333	0-0	.000
Illinois	3-7	.300	0-0	.000
Indiana	2-8	.200	0-0	.000

Through games of Feb. 17, 2015.

HOOSIER SINGLE-GAME HIGHS




DENISA BROOKS • FR • INF **00**
Columbus, Ind. - Columbus North

CAREER SINGLE-GAME RECORDS
Hits - N/A
Runs - N/A
RBI - N/A
At Bats - N/A
Walks - N/A




SHANNON CAWLEY • SR • OF **1**
Brookfield, Ill. - Nazareth Academy

CAREER SINGLE-GAME RECORDS
Hits - 3, six times
Runs - 3 vs. Utah Valley (2/13/15)
RBI - 4 vs. Utah State (2/15/15)
At Bats - 5, three times
Walks - 2, twice




MARIA LATIMER • SO • C **2**
Leesburg, Va. - Tuscarora

CAREER SINGLE-GAME RECORDS
Hits - N/A
Runs - N/A
RBI - N/A
At Bats - N/A
Walks - N/A



ERIN LEHMAN • SO • UTL **4**
New Palestine, Ind. - New Palestine

CAREER SINGLE-GAME RECORDS
Hits - 2, four times
Runs - 2, vs. Texas-Arlington (2/28/14)
RBI - 3, twice
At Bats - 4, twice
Walks - 1, five times



MENA FULTON • FR • INF **5**
Bloomington, Ind. - Bloomington South


CAREER SINGLE-GAME RECORDS
Hits - N/A
Runs - N/A
RBI - N/A
At Bats - 1 vs. Utah Valley (2/8/15)
Walks - N/A



LORA OLSON • SR • P **7**
Orland Park, Ill. - Carl Sandburg

CAREER SINGLE-GAME RECORDS
Hits - 1, twice
Runs - 1 vs. Memphis (2/19/12)
RBI - 2 vs. Memphis (2/19/12)
At Bats - 2, five times
Walks - 2 vs. SE Louisiana (2/24/12)


PITCHING
Strikeouts - 7, three times
Innings - 8.0, twice
Batters Faced - 44 vs. Stanford (3/2/12)



MIRANDA TAMAYO • SR • P **10**
Huntington Beach, Calif. - Mater Dei

CAREER SINGLE-GAME RECORDS
Hits - N/A
Runs - N/A
RBI - N/A
At Bats - N/A
Walks - N/A

PITCHING
Strikeouts - 6 vs. New Mexico (2/14/15)
Innings - 5.1 vs. Oregon State (2/6/15)
Batters Faced - 31 vs. Oregon State (2/6/15)



REBECCA BLITZ • FR • OF **11**
Birmingham, Ala. - Mountain Brook

CAREER SINGLE-GAME RECORDS
Hits - 3, twice
Runs - 2 vs. Western Michigan (2/6/15)
RBI - N/A
At Bats - 4, five times
Walks - 1, twice



SARAH THOMPSON • FR • OF **14**
Greenwood, Ind. - Center Grove

CAREER SINGLE-GAME RECORDS
Hits - N/A
Runs - 1 vs. Oregon State (2/6/15)
RBI - N/A
At Bats - N/A
Walks - 1 vs. Oregon State (2/6/15)



EMILY KIRK • FR • P **15**
Round Rock, Texas - Stony Point


CAREER SINGLE-GAME RECORDS
Hits - N/A
Runs - N/A
RBI - N/A
At Bats - N/A
Walks - N/A

PITCHING
Strikeouts - 2, twice
Innings - 3.1, twice
Batters Faced - 21 Arizona St. (2/7/15)



ALYSSA ROSATI • JR • OF **16**
Clearwater, Fla. - Countryside


CAREER SINGLE-GAME RECORDS
Hits - N/A
Runs - 1, nine times
RBI - N/A
At Bats - N/A
Walks - N/A




TAYLOR UDEN • FR • INF **18**
Glendale, Ariz. - Raymond S. Kellis

CAREER SINGLE-GAME RECORDS
Hits - 2 vs. San Diego (2/7/15)
Runs - 2, twice
RBI - 1 vs. San Diego (2/7/15)
At Bats - 4, four times
Walks - 2, twice

HOOSIER SINGLE-GAME HIGHS


	KENNEDY CRIBBS • FR • INF 19
	San Gabriel, Calif. - La Salle
CAREER SINGLE-GAME RECORDS	
Hits - N/A Runs - N/A RBI - N/A At Bats - N/A Walks - N/A	


	RACHEL O'MALLEY • FR • INF 21
	Elk Grove Village, Ill. - James B. Conant
CAREER SINGLE-GAME RECORDS	
Hits - 2 vs. Oregon State (2/6/15) Runs - 1, three times RBI - 1 vs. Oregon State (2/6/15) At Bats - 3, three times Walks - 2 vs. Texas El-Paso (2/13/15)	

	KASSI FARMER • JR • C/1B 22
	Columbia, Ill. - Columbia
CAREER SINGLE-GAME RECORDS	
Hits - 4 vs. Penn State (4/13/14) Runs - 3 vs. Ohio State (3/28/14) RBI - 5 vs. Penn State (4/13/14) At Bats - 5, twice Walks - 2, four times	

	KELSEY DOTSON • JR • C/3B 23
	Silver Lake, Ind. - Warsaw Community
CAREER SINGLE-GAME RECORDS	
Hits - 3, three times Runs - 2, twice RBI - 5 vs. Ohio State (3/28/14) At Bats - 4, 13 times Walks - 3 vs. Northwestern (5/9/13)	

	CARAMIA TSIRIGOS • SO • C/INF 24
	Atlanta, Ga. - Wesleyan
CAREER SINGLE-GAME RECORDS	
Hits - 2, seven times Runs - 1, 10 times RBI - 3 vs. Wright State (3/15/14) At Bats - 4, six times Walks - 2, four times	

	MICHELLE HUBER • JR • INF 26
	Carmel, Ind. - Carmel
CAREER SINGLE-GAME RECORDS	
Hits - 4 vs. Utah Valley (2/13/15) Runs - 4, vs. Illinois-Chicago (3/14/14) RBI - 3, twice At Bats - 4, 13 times Walks - 2, three times	

	BRIANNA MEYER • SR • OF 28
	Rancho Cucamonga, Calif. - Los Osos
CAREER SINGLE-GAME RECORDS	
Hits - 4 at Ohio State (3/23/13) Runs - 3, three times RBI - 4 vs. Bradley (2/9/13) At Bats - 4, 36 times Walks - 4 at Penn State (4/14/12)	

	KAYLA MATHEWSON • SO • OF 44
	Lakewood, Colo. - Wheatridge
CAREER SINGLE-GAME RECORDS	
Hits - 1, six times Runs - 1, eight times RBI - 4, vs. Portland State (2/7/14) At Bats - 4, vs. Cal Poly (2/9/14) Walks - 2, vs. Illinois-Chicago (3/15/14)	

	KATELYN CONENNA • JR • UTL 77
	Addison, Ill. - Immaculate Conception
CAREER SINGLE-GAME RECORDS	
Hits - 1, twice Runs - 1, four times RBI - 1 vs. Cal Poly (2/9/14) At Bats - 3 vs. Longwood (3/1/14) Walks - 1, twice	



MICHELLE GARDNER

Head Coach

7th Year as Indiana Head Coach

13th Year as Collegiate Head Coach

312-368-1 Career Record (Prior to 2015)

PERSONAL

- > **BIRTHPLACE**PETERSBURGH, MICH.
- > **HUSBAND**WILLIAM "GARD" GARDNER
- > **CHILDREN** LUCAS (13)
JILLIYN (9)
LYDIA (8)
- > **COLLEGE**..... MICHIGAN, 1989
B.A. PHYSICAL EDUCATION

COACHING EXPERIENCE

- > **UNIVERSITY OF MICHIGAN**
1989-90ASSISTANT COACH
- > **MILAN (MICH.) HIGH SCHOOL**
1990-91 VARSITY HEAD COACH
- > **BOWLING GREEN STATE UNIVERSITY**
1992-94ASSISTANT COACH
- > **TRI-STATE SOFTBALL ACADEMY**
1994-95INSTRUCTOR
- > **FLORIDA STATE UNIVERSITY**
1995-99ASSISTANT COACH
- > **ARIZONA STATE UNIVERSITY**
1999-2002ASSISTANT COACH
- > **UNIVERSITY OF NEVADA**
2002-2008 HEAD COACH
- > **INDIANA UNIVERSITY**
2009-PRESENT HEAD COACH

PLAYING EXPERIENCE

- > **UNIVERSITY OF MICHIGAN**
PITCHER 1984-88
- > **WOMEN'S MAJOR FASTPITCH**
PITCHER 1988-1997
- > **OLYMPIC TRIALS**
PITCHER 1996

Michelle Gardner will be entering her seventh season as the head coach of the Indiana softball program in the 2015 season. She was named the eighth head coach IU softball history on June 9, 2008 after spending the previous six seasons as the head coach at the University of Nevada, where she was named the 2008 Western Athletic Conference Coach of the Year.

Since taking the helm for the 2009 campaign, she has had 11 players receive All-Big Ten honors, a 2011 Big Ten Pitcher of the year, the program's first All-Big Ten Freshman Team honoree, three NFCA All-Region selections and 36 Academic All-Big Ten selections. In 2011 and 2012, she had three players named First Team All-Big

Ten, which is more than the 2001-2010 seasons combined (two).

Gardner picked up her 300th career victory in 3-1 decision against Valparaiso on March 9, 2014. The 2014 Hoosiers picked up 17 victories, while senior Breanna Saucedo earned Second Team All-Big Ten honors. In addition, nine Hoosiers earned Academic All-Big Ten, three were named Big Ten Distinguished Scholars and six were named NFCA All-America Scholar Athletes.

In 2013, Gardner earned her 100th win in just her fifth season as the Hoosiers head coach the Hoosiers' 8-0, five-inning win over Alabama State at the Tiger Classic in Nashville, Tenn. to become one of three IU head coaches to earn at least 100 wins in program history.

Amanda Wagner was named a second team All-Big Ten selection that season and earned NFCA All-Region accolades after posting an impressive season campaign. She ranked fifth nationally with her .573 on-base percentage, while her 0.31 doubles per game and .423 batting average ranked 27th and 30th in the NCAA, respectively.

Gardner led the Hoosiers to a 30-25 record in 2012, and by reaching 30 wins, it was the first time since 1989 and 1990 that the Hoosiers have posted back-to-back 30-win seasons (37 wins in 2011). Shannon Cawley was named to the All-Big Ten First Team, while Amanda Wagner was named to the Second Team and Cassie Cograev earned Third Team honors.

Gardner led the Hoosiers resurgence in 2011 behind the arm of strike-out queen Morgan Melloh and the bat of Sara Olson. Melloh was named the Big Ten Pitcher of the Year and Olson was named First Team All-Big Ten. Both were named First Team All-Midwest Region and paced the Hoosiers as they advance to the NCAA Regional for the first time since 2006. Melloh set Big Ten and IU records for strikeouts in a single-season (494).

In 2010, Jennifer Glueckert became the first All-Big Ten honoree from Indiana to receive Second Team accolades since 2006 as she led the team with a .389 conference batting average and had a hit in all but three conference games.

While at Nevada, Gardner had an overall record of 187-176 and 60-56 in WAC play and coached 34 Academic All-WAC selections, 13 preseason All-WAC selections, 21 postseason All-WAC honorees, 21 WAC Players of the Week, eight WAC All-Tournament selections, one WAC Tournament MVP and 2008 WAC Player of the Year, Vanessa Briones. The success of her players also began to show itself on the national scene, as three Wolf Pack players on the 2008 roster received NFCA All-West Region honors.

Gardner, a native of Petersburg, Mich., led the Wolf Pack to an appearance in the NCAA Regional in 2008 and was named WAC Coach of the Year and her coaching staff was named NFCA West Region Staff of the Year following a school-best 44-18 overall record. She also posted a 16-2 record in conference play to claim the WAC regular season title, also the first in program history. Yet another first in the 2008 season for Gardner came at the end of the year when freshman catcher Noelle Micka was named NFCA Second Team All-American, the first Wolf Pack player to ever receive all-american laurels.

The 2007 season saw four Wolf Pack players receive All-WAC honors en route to 28 wins and an appearance in the WAC Tournament finals. All of this came one year after Gardner led Nevada to the WAC regular season and tournament titles and the first-ever appearance in the NCAA Regionals in 2006.

The Wolf Pack record dipped below .500 in 2005 but they were still able to land a player on the first and second all-conference teams. In 2004, Gardner led Nevada to a then-school record 38 wins and saw Candice Rainwater earn First Team All-WAC honors, the first time in school history a player was named to the first team. In her inaugural season in Reno in 2003, Gardner and the Wolf Pack went 22-35 on the year and were still able to place a pair of players on the All-WAC Second Team.

She was hired by Nevada in December of 2001 when the university decided to bring softball back a varsity sport following a 14-year hiatus. The Wolf Pack began competing in the WAC with the start of the 2003 season and Gardner led them to 22 overall wins, the first of six consecutive seasons with 20-plus wins

Before heading up the Nevada program, Gardner was an assistant coach at Arizona State (1999-2001) and Florida State (1995-1998) helping lead both schools to NCAA Regional appearances and a College World Series appearance at Arizona State. She was also an assistant coach at Bowling Green State University as well as a hitting and pitching instructor at the high school level.

Gardner is a 1989 graduate of the University of Michigan with a degree in Physical Education, where she was a standout pitcher from 1984-1988. In her senior season, she was named the Big Ten Player of the Year and garnered first team all-region honors as well. After exhausting her eligibility at Michigan, Gardner participated with several nationally-ranked Amateur Softball Association (ASA) teams in addition to competing in three Olympic festivals. She was also part of softball's first appearance in the 1996 Olympic Games when she took part in the Olympic Trials.

Gardner is married to William "Gard" Gardner and they have three children, Lucas (13), Jillilyn (9) and Lydia (8).

GARDNER YEAR-BY-YEAR

2003	Nevada	22-35
2004	Nevada	38-28
2005	Nevada	22-31
2006	Nevada	33-33
2007	Nevada	28-31
2008	Nevada	44-18

Totals at Nevada 187-176

2009	Indiana	10-39
2010	Indiana	12-36
2011	Indiana	37-18
2012	Indiana	30-25
2013	Indiana	19-35
2014	Indiana	17-39-1
2015	Indiana	1-4

Totals at Indiana 127-200-1
Career Totals 314-376-1

**2014 Indiana Softball
Overall Statistics for Indiana (as of Feb 04, 2015)
(All games Sorted by Batting avg)**

Record: 17-39-1 Home: 10-11 Away: 2-17 Neutral: 5-11-1 Big Ten: 5-18

Player	avg	gp-gs	ab	r	h	2b	3b	hr	rbi	tb	slg%	bb	hp	so	gdp	ob%	sf	sh	sb-att	po	a	e	fld%
2 Breanna Saucedo	.335	56-56	194	30	65	3	2	1	11	75	.387	5	0	11	0	.352	0	4	16-20	71	111	16	.919
22 Kassi Farmer	.291	56-54	158	26	46	7	2	7	23	78	.494	16	3	30	1	.365	1	1	4-5	249	36	7	.976
28 Brianna Meyer	.282	55-53	156	23	44	6	0	2	17	56	.359	33	1	28	0	.411	0	3	4-5	56	2	3	.951
3 Natalie Lalich	.275	39-30	91	14	25	4	0	1	15	32	.352	17	2	20	0	.400	0	1	1-1	28	3	2	.939
23 Kelsey Dotson	.250	52-51	120	11	30	6	0	5	23	51	.425	13	3	21	1	.338	0	5	0-2	240	32	6	.978
33 Jenna Abraham	.246	56-53	130	19	32	0	2	3	14	45	.346	23	9	30	1	.388	3	8	11-13	66	1	2	.971
24 CaraMia Tsirigos	.236	42-41	106	9	25	1	0	6	16	44	.415	21	1	20	3	.364	1	2	0-0	221	5	3	.987
4 Erin Lehman	.224	49-45	107	16	24	0	1	1	9	29	.271	4	3	11	0	.272	0	2	2-2	62	74	10	.932
26 Michelle Huber	.211	50-47	128	15	27	8	0	2	17	41	.320	13	1	33	1	.289	0	3	1-2	30	1	6	.838
77 Katelyn Conenna	.200	21-5	15	2	3	1	0	0	1	4	.267	2	1	8	0	.333	0	0	0-0	1	0	0	1.000
0 Shelby Gogreve	.198	56-55	131	8	26	4	1	1	17	35	.267	8	1	15	3	.248	1	10	1-3	43	107	12	.926
7 Lora Olson	.143	6-4	7	0	1	0	0	0	0	1	.143	0	0	4	0	.143	0	1	0-0	3	41	2	.957
44 Kayla Mathewson	.111	32-17	45	8	5	1	0	1	6	9	.200	11	2	13	0	.310	0	4	0-0	9	0	0	1.000
6 Brooke Boetjer	.111	7-3	9	0	1	0	0	0	0	1	.111	0	0	3	0	.111	0	0	0-0	4	24	2	.933
21 Jena Malmen	.056	10-5	18	0	1	0	0	0	1	1	.056	1	0	7	1	.105	0	0	0-0	1	0	0	1.000
11 Meaghan Murphy	.000	6-3	6	0	0	0	0	0	0	0	.000	1	0	2	0	.143	0	0	0-0	3	16	1	.950
5 Maria Latimer	.000	1-0	0	0	0	0	0	0	0	0	.000	0	0	0	0	.000	0	0	0-0	0	0	0	.000
16 Alyssa Rosati	.000	34-0	0	9	0	0	0	0	0	0	.000	0	0	0	0	.000	0	0	3-4	0	0	0	.000
Totals	.250	57	1421	190	355	41	8	30	170	502	.353	168	27	256	11	.339	6	44	43-57	1087	453	72	.955
Opponents	.306	57	1534	294	470	89	14	57	273	758	.494	122	32	287	6	.368	7	32	27-41	1110	473	57	.965

LOB - Team (369), Opp (348). DPs turned - Team (18), Opp (18). IBB - Team (1), Farmer 1, Opp (8). Picked off - Conenna 2, Saucedo 2, Huber 1, Mathewson 1.

(All games Sorted by Earned run avg)

Player	era	w-l	app	gs	cg	sho	sv	ip	h	r	er	bb	so	2b	3b	hr	b/avg	wp	hp	bk	sfa	sha
7 Lora Olson	3.98	8-17	36	26	6	0/2	0	144.1	188	113	82	42	95	29	2	15	.304	5	18	0	3	13
6 Brooke Boetjer	4.02	4-6	40	12	2	0/0	2	108.0	126	79	62	39	89	26	5	14	.284	1	12	4	2	10
11 Meaghan Murphy	5.92	5-16	34	19	5	0/2	0	110.0	156	102	93	41	103	34	7	28	.330	6	2	1	2	9
Totals	4.56	17-39	57	57	13	2/2	2	362.1	470	294	236	122	287	89	14	57	.306	12	32	5	7	32
Opponents	2.99	39-17	57	57	32	8/2	5	370.0	355	190	158	168	256	41	8	30	.250	25	27	1	6	44

PB - Team (6), Dotson 3, Farmer 3, Opp (10). Pickoffs - Team (2), Dotson 1, Boetjer 1, Opp (7). SBA/ATT - Dotson (23-33), Olson, L. (11-16), Boetjer (9-14), Murphy (7-11), Farmer (4-8).

**2015 Indiana Softball
Overall Statistics for Indiana (as of Feb 16, 2015)
(All games Sorted by Batting avg)**

Record: 2-8 Home: 0-0 Away: 0-1 Neutral: 2-7 Big Ten: 0-0

Player	avg	gp-gs	ab	r	h	2b	3b	hr	rbi	tb	slg%	bb	hp	so	gdp	ob%	sf	sh	sb-att	po	a	e	fld%
26 Michelle Huber	.433	10-8	30	3	13	1	0	1	7	17	.567	1	0	5	0	.452	0	0	0-0	4	0	0	1.000
11 Rebecca Blitz	.371	10-10	35	7	13	0	0	0	0	13	.371	2	0	4	0	.405	0	0	4-4	23	0	0	1.000
44 Kayla Mathewson	.333	5-0	3	1	1	0	0	0	1	1	.333	1	0	0	0	.500	0	0	0-0	0	0	0	.000
1 Shannon Cawley	.303	10-10	33	9	10	1	0	4	10	23	.697	2	1	6	0	.361	0	1	1-1	11	1	2	.857
18 Taylor Uden	.250	10-10	28	8	7	2	0	0	1	9	.321	7	0	5	0	.400	0	2	1-2	19	18	4	.902
22 Kassi Farmer	.241	10-10	29	2	7	1	0	1	1	11	.379	1	1	4	0	.290	0	0	0-0	16	16	1	.970
23 Kelsey Dotson	.241	10-10	29	2	7	1	0	0	3	8	.276	5	0	4	0	.353	0	0	0-0	43	3	0	1.000
28 Brianna Meyer	.222	10-10	27	4	6	0	0	0	4	6	.222	5	0	3	0	.344	0	1	0-0	12	0	1	.923
24 CaraMia Tsigiros	.208	9-9	24	1	5	0	0	1	5	8	.333	6	1	5	0	.375	1	0	0-0	48	1	1	.980
21 Rachel O'Malley	.100	10-10	20	3	2	1	0	0	1	3	.150	5	0	4	0	.280	0	1	0-0	12	19	6	.838
4 Erin Lehman	.000	5-3	7	2	0	0	0	0	0	0	.000	1	0	1	0	.125	0	1	0-0	5	3	2	.800
5 Mena Fulton	.000	2-0	2	0	0	0	0	0	0	0	.000	0	0	2	0	.000	0	0	0-0	1	0	0	1.000
77 Katelyn Conenna	.000	3-0	2	0	0	0	0	0	0	0	.000	0	0	1	0	.000	0	0	0-0	0	0	0	.000
14 Sarah Thompson	.000	5-0	1	1	0	0	0	0	0	0	.000	1	0	1	0	.500	0	0	0-0	2	0	1	.667
16 Alyssa Rosati	.000	4-0	0	1	0	0	0	0	0	0	.000	0	0	0	0	.000	0	0	0-0	0	0	0	.000
Totals	.263	10	270	44	71	7	0	7	33	99	.367	37	3	45	0	.357	1	6	6-7	198	70	19	.934
Opponents	.339	10	310	70	105	21	2	12	65	166	.535	21	10	42	0	.397	2	3	12-13	201	90	14	.954

LOB - Team (72), Opp (78). DPs turned - Team (1), Opp (1). IBB - Team (0), Opp (1). Picked off - Blitz 3.

(All games Sorted by Earned run avg)

Player	era	w-l	app	gs	cg	sho	sv	ip	h	r	er	bb	so	2b	3b	hr	b/avg	wp	hp	bk	sfa	sha
7 Lora Olson	4.85	1-3	7	5	2	0/0	0	30.1	43	25	21	8	18	9	1	6	.321	0	5	0	1	3
10 Miranda Tamayo	5.80	1-4	8	4	0	0/0	0	25.1	38	26	21	10	20	7	0	5	.319	1	2	0	0	0
15 Emily Kirk	10.84	0-1	5	1	0	0/0	0	10.1	24	19	16	3	4	5	1	1	.421	0	3	0	1	0
Totals	6.15	2-8	10	10	2	0/0	0	66.0	105	70	58	21	42	21	2	12	.339	1	10	0	2	3
Opponents	3.34	8-1	10	10	4	0/0	1	67.0	71	44	32	37	45	7	0	7	.263	6	3	1	1	6

PB - Team (0), Opp (6). SBA/ATT - Dotson (12-13), Olson, L. (9-9), Tamayo (1-2), Kirk (2-2).

2015 Indiana Softball
Team Game-by-Game for Indiana (as of Feb 17, 2015)
Batting (All games)

Date	Opponent	ab	r	h	rbi	2b	3b	hr	tb	bb	ibb	sb	cs	hbp	sac	sf	gdp	k	po	a	e	lob	avg
Feb 06	vs Western Michigan	26	4	6	3	0	0	0	6	6	0	2	0	0	0	0	0	4	21	6	2	7	.231
Feb 06	vs Oregon State	31	6	9	3	1	0	1	13	3	0	0	0	0	1	0	0	7	21	6	3	8	.263
Feb 07	vs San Diego	28	4	11	4	1	0	0	12	1	0	3	0	0	1	0	0	3	21	13	0	8	.306
Feb 07	at Arizona State	21	2	4	2	1	0	1	8	2	0	0	0	0	1	0	0	4	17	10	4	4	.283
Feb 08	vs Utah Valley	23	1	4	0	0	0	0	4	2	0	0	1	0	1	0	0	5	21	3	1	4	.264
Feb 13	vs Utah Valley	29	8	11	7	3	0	0	14	6	0	0	0	1	0	0	0	6	21	5	2	10	.285
Feb 13	vs Texas El-Paso	27	1	5	1	1	0	0	6	5	0	0	0	0	0	0	0	3	18	6	1	10	.270
Feb 14	vs Cal State Northridge	30	5	9	4	0	0	2	15	4	0	0	0	0	0	0	0	7	21	7	3	8	.274
Feb 15	vs Utah Valley	28	5	7	5	0	0	2	13	3	0	0	0	0	0	1	0	2	18	5	2	6	.272
Feb 14	vs New Mexico	27	8	5	4	0	0	1	8	5	0	1	0	2	2	0	0	4	19	9	1	7	.263
Totals		270	44	71	33	7	0	7	99	37	0	6	1	3	6	1	0	45	198	70	19	72	.263

2015 Indiana Softball
Team Game-by-Game for Indiana (as of Feb 17, 2015)
Pitching (All games)

Date	Opponent	ip	h	r	er	bb	so	2b	3b	hr	wp	bk	hbp	dp	ibb	score	w-l	sv	era
Feb 06	vs Western Michigan	7.0	9	5	5	0	4	1	0	0	0	0	0	0	0	4-5	0-1	0	5.00
Feb 06	vs Oregon State	7.0	11	10	8	7	3	2	0	1	1	0	0	0	0	6-10	0-2	0	6.50
Feb 07	vs San Diego	7.0	7	3	3	0	2	2	0	1	0	0	1	0	0	4-3	1-2	0	5.33
Feb 07	at Arizona State	5.2	12	10	7	2	2	1	0	3	0	0	0	0	0	2-10	1-3	0	6.04
Feb 08	vs Utah Valley	7.0	6	4	4	0	10	0	1	1	0	0	0	0	0	1-4	1-4	0	5.61
Feb 13	vs Utah Valley	7.0	12	7	6	2	4	4	1	1	0	0	1	0	0	8-7	2-4	0	5.68
Feb 13	vs Texas El-Paso	6.0	10	4	3	0	2	1	0	0	0	0	1	0	0	1-4	2-5	0	5.40
Feb 14	vs Cal State Northridge	7.0	13	12	9	5	4	3	0	4	0	0	3	1	0	5-12	2-6	0	5.87
Feb 15	vs Utah State	6.0	10	6	4	3	3	1	0	1	0	0	1	0	0	5-6	2-7	0	5.75
Feb 14	vs New Mexico	6.1	15	9	9	2	8	6	0	0	0	0	3	0	1	8-9	2-8	0	6.15
Totals		66.0	105	70	58	21	42	21	2	12	1	0	10	1	1	44-70	2-8	0	6.15

INDIVIDUAL CAREER HISTORY

Rebecca Blitz

Year	avg	gp-gs	ab	r	h	2b	3b	hr	rbi	tb	slg%	bb	hbp	so	gdp	ob%	sf	sh	sb-att	po	a	e	fld%
2015	.371	10-10	35	7	13	0	0	0	0	13	.371	2	0	4	0	.405	0	0	4-4	23	0	0	1.000
TOTAL	.371	10-10	35	7	13	0	0	0	0	13	.371	2	0	4	0	.405	0	0	4-4	23	0	0	1.000

Denisa Brooks

Year	avg	gp-gs	ab	r	h	2b	3b	hr	rbi	tb	slg%	bb	hbp	so	gdp	ob%	sf	sh	sb-att	po	a	e	fld%
------	-----	-------	----	---	---	----	----	----	-----	----	------	----	-----	----	-----	-----	----	----	--------	----	---	---	------

Shannon Cawley

Year	avg	gp-gs	ab	r	h	2b	3b	hr	rbi	tb	slg%	bb	hbp	so	gdp	ob%	sf	sh	sb-att	po	a	e	fld%
2012	.329	53-53	149	22	49	10	0	4	21	71	.477	16	1	26	1	.386	5	7	1-2	28	14	8	.840
2013	.275	53-53	160	22	44	4	0	3	26	57	.356	17	0	17	1	.337	4	2	6-9	68	25	12	.886
2015	.303	10-10	33	9	10	1	0	4	10	23	.697	2	1	6	0	.361	0	1	1-1	11	1	2	.857
TOTAL	.301	116-116	342	53	103	15	0	11	57	151	.442	35	2	49	2	.361	9	10	8-12	107	40	22	.870

Katelyn Conenna

Year	avg	gp-gs	ab	r	h	2b	3b	hr	rbi	tb	slg%	bb	hbp	so	gdp	ob%	sf	sh	sb-att	po	a	e	fld%
2013	.000	3-0	0	2	0	0	0	0	0	0	.000	0	0	0	0	.000	0	0	0-0	0	0	0	.000
2014	.200	21-5	15	2	3	1	0	0	1	4	.267	2	1	8	0	.333	0	0	0-0	1	0	0	1.000
2015	.000	3-0	2	0	0	0	0	0	0	0	.000	0	0	1	0	.000	0	0	0-0	0	0	0	.000
TOTAL	.176	27-5	17	4	3	1	0	0	1	4	.235	2	1	9	0	.300	0	0	0-0	1	0	0	1.000

Kennedy Cribbs

Year	avg	gp-gs	ab	r	h	2b	3b	hr	rbi	tb	slg%	bb	hbp	so	gdp	ob%	sf	sh	sb-att	po	a	e	fld%
------	-----	-------	----	---	---	----	----	----	-----	----	------	----	-----	----	-----	-----	----	----	--------	----	---	---	------

Kelsey Dotson

Year	avg	gp-gs	ab	r	h	2b	3b	hr	rbi	tb	slg%	bb	hbp	so	gdp	ob%	sf	sh	sb-att	po	a	e	fld%
2013	.196	52-47	112	10	22	4	0	2	9	32	.286	13	3	32	0	.295	1	2	0-0	211	27	10	.960
2014	.250	52-51	120	11	30	6	0	5	23	51	.425	13	3	21	1	.338	0	5	0-2	240	32	6	.978
2015	.241	10-10	29	2	7	1	0	0	3	8	.276	5	0	4	0	.353	0	0	0-0	43	3	0	1.000
TOTAL	.226	114-108	261	23	59	11	0	7	35	91	.349	31	6	57	1	.321	1	7	0-2	494	62	16	.972

Kassi Farmer

Year	avg	gp-gs	ab	r	h	2b	3b	hr	rbi	tb	slg%	bb	hbp	so	gdp	ob%	sf	sh	sb-att	po	a	e	fld%
2013	.224	51-48	134	15	30	6	0	3	19	45	.336	12	6	26	0	.316	0	5	1-1	249	14	3	.989
2014	.291	56-54	158	26	46	7	2	7	23	78	.494	16	3	30	1	.365	1	1	4-5	249	36	7	.976
2015	.241	10-10	29	2	7	1	0	1	1	11	.379	1	1	4	0	.290	0	0	0-0	16	16	1	.970
TOTAL	.259	117-112	321	43	83	14	2	11	43	134	.417	29	10	60	1	.338	1	6	5-6	514	66	11	.981

Mena Fulton

Year	avg	gp-gs	ab	r	h	2b	3b	hr	rbi	tb	slg%	bb	hbp	so	gdp	ob%	sf	sh	sb-att	po	a	e	fld%
2015	.000	2-0	2	0	0	0	0	0	0	0	.000	0	0	2	0	.000	0	0	0-0	1	0	0	1.000
TOTAL	.000	2-0	2	0	0	0	0	0	0	0	.000	0	0	2	0	.000	0	0	0-0	1	0	0	1.000

INDIVIDUAL CAREER HISTORY

Michelle Huber

Year	avg	gp-gs	ab	r	h	2b	3b	hr	rbi	tb	slg%	bb	hbp	so	gdp	ob%	sf	sh	sb-att	po	a	e	fld%
2013	.194	34-15	62	8	12	0	0	1	8	15	.242	5	1	15	0	.265	0	0	0-0	89	2	2	.978
2014	.211	50-47	128	15	27	8	0	2	17	41	.320	13	1	33	1	.289	0	3	1-2	30	1	6	.838
2015	.433	10-8	30	3	13	1	0	1	7	17	.567	1	0	5	0	.452	0	0	0-0	4	0	0	1.000
TOTAL	.236	94-70	220	26	52	9	0	4	32	73	.332	19	2	53	1	.303	0	3	1-2	123	3	8	.940

Emily Kirk

Year	avg	gp-gs	ab	r	h	2b	3b	hr	rbi	tb	slg%	bb	hbp	so	gdp	ob%	sf	sh	sb-att	po	a	e	fld%
2015	.000	0-0	0	0	0	0	0	0	0	0	.000	0	0	0	0	.000	0	0	0-0	0	3	0	1.000
TOTAL	.000	0-0	0	0	0	0	0	0	0	0	.000	0	0	0	0	.000	0	0	0-0	0	3	0	1.000

Year	era	w-l	app	gs	cg	sho	sv	ip	h	r	er	bb	so	2b	3b	hr	bf	bavg	wp	hbp	bk	sfa	sha
2015	10.84	0-1	5	1	0	0/0	0	10.1	24	19	16	3	4	5	1	1	64	.421	0	3	0	1	0
TOTAL	10.84	0-1	5	1	0	0/0	0	10.1	24	19	16	3	4	5	1	1	64	.421	0	3	0	1	0

Maria Latimer

Year	avg	gp-gs	ab	r	h	2b	3b	hr	rbi	tb	slg%	bb	hbp	so	gdp	ob%	sf	sh	sb-att	po	a	e	fld%
2014	.000	1-0	0	0	0	0	0	0	0	0	.000	0	0	0	0	.000	0	0	0-0	0	0	0	.000
TOTAL	.000	1-0	0	0	0	0	0	0	0	0	.000	0	0	0	0	.000	0	0	0-0	0	0	0	.000

Erin Lehman

Year	avg	gp-gs	ab	r	h	2b	3b	hr	rbi	tb	slg%	bb	hbp	so	gdp	ob%	sf	sh	sb-att	po	a	e	fld%
2014	.224	49-45	107	16	24	0	1	1	9	29	.271	4	3	11	0	.272	0	2	2-2	62	74	10	.932
2015	.000	5-3	7	2	0	0	0	0	0	0	.000	1	0	1	0	.125	0	1	0-0	5	3	2	.800
TOTAL	.211	54-48	114	18	24	0	1	1	9	29	.254	5	3	12	0	.262	0	3	2-2	67	77	12	.923

Kayla Mathewson

Year	avg	gp-gs	ab	r	h	2b	3b	hr	rbi	tb	slg%	bb	hbp	so	gdp	ob%	sf	sh	sb-att	po	a	e	fld%
2014	.111	32-17	45	8	5	1	0	1	6	9	.200	11	2	13	0	.310	0	4	0-0	9	0	0	1.000
2015	.333	5-0	3	1	1	0	0	0	1	1	.333	1	0	0	0	.500	0	0	0-0	0	0	0	.000
TOTAL	.125	37-17	48	9	6	1	0	1	7	10	.208	12	2	13	0	.323	0	4	0-0	9	0	0	1.000

Brianna Meyer

Year	avg	gp-gs	ab	r	h	2b	3b	hr	rbi	tb	slg%	bb	hbp	so	gdp	ob%	sf	sh	sb-att	po	a	e	fld%
2012	.262	53-52	149	25	39	7	0	1	18	49	.329	24	2	17	0	.369	1	3	0-0	363	8	8	.979
2013	.315	46-46	130	27	41	6	1	3	18	58	.446	34	0	23	1	.455	1	2	0-1	63	6	3	.958
2014	.282	55-53	156	23	44	6	0	2	17	56	.359	33	1	28	0	.411	0	3	4-5	56	2	3	.951
2015	.222	10-10	27	4	6	0	0	0	4	6	.222	5	0	3	0	.344	0	1	0-0	12	0	1	.923
TOTAL	.281	164-161	462	79	130	19	1	6	57	169	.366	96	3	71	1	.407	2	9	4-6	494	16	15	.971

Rachel O'Malley

Year	avg	gp-gs	ab	r	h	2b	3b	hr	rbi	tb	slg%	bb	hbp	so	gdp	ob%	sf	sh	sb-att	po	a	e	fld%
2015	.100	10-10	20	3	2	1	0	0	1	3	.150	5	0	4	0	.280	0	1	0-0	12	19	6	.838
TOTAL	.100	10-10	20	3	2	1	0	0	1	3	.150	5	0	4	0	.280	0	1	0-0	12	19	6	.838

INDIVIDUAL CAREER HISTORY

Lora Olson

Year	avg	gp-gs	ab	r	h	2b	3b	hr	rbi	tb	slg%	bb	hbp	so	gdp	ob%	sf	sh	sb-att	po	a	e	fld%
2012	.125	39-27	8	1	1	0	0	1	2	4	.500	3	0	4	1	.364	0	0	0-0	4	37	0	1.000
2013	.000	3-3	0	0	0	0	0	0	0	0	.000	0	0	0	0	.000	0	0	0-0	3	29	0	1.000
2014	.143	6-4	7	0	1	0	0	0	0	1	.143	0	0	4	0	.143	0	1	0-0	3	41	2	.957
2015	.000	0-0	0	0	0	0	0	0	0	0	.000	0	0	0	0	.000	0	0	0-0	1	5	0	1.000
TOTAL	.133	48-34	15	1	2	0	0	1	2	5	.333	3	0	8	1	.278	0	1	0-0	11	112	2	.984

Year	era	w-l	app	gs	cg	sho	sv	ip	h	r	er	bb	so	2b	3b	hr	bf	bavg	wp	hbp	bk	sfa	sha
2012	4.54	14-14	39	27	13	2/0	2	168.0	227	130	109	48	91	37	4	25	816	.316	8	31	1	4	14
2013	3.78	6-3	27	22	7	1/0	0	111.0	136	72	60	46	63	22	3	13	520	.305	1	10	1	0	18
2014	3.98	8-17	36	26	6	0/2	0	144.1	188	113	82	42	95	29	2	15	694	.304	5	18	0	3	13
2015	4.85	1-3	7	5	2	0/0	0	30.1	43	25	21	8	18	9	1	6	151	.321	0	5	0	1	3
TOTAL	4.20	29-47	109	80	28	3/2	2	453.2	594	340	272	144	267	97	10	59	2181	.310	14	64	2	8	48

Alyssa Rosati

Year	avg	gp-gs	ab	r	h	2b	3b	hr	rbi	tb	slg%	bb	hbp	so	gdp	ob%	sf	sh	sb-att	po	a	e	fld%
2014	.000	34-0	0	9	0	0	0	0	0	0	.000	0	0	0	0	.000	0	0	3-4	0	0	0	.000
2015	.000	4-0	0	1	0	0	0	0	0	0	.000	0	0	0	0	.000	0	0	0-0	0	0	0	.000
TOTAL	.000	38-0	0	10	0	0	0	0	0	0	.000	0	0	0	0	.000	0	0	3-4	0	0	0	.000

Miranda Tamayo

Year	avg	gp-gs	ab	r	h	2b	3b	hr	rbi	tb	slg%	bb	hbp	so	gdp	ob%	sf	sh	sb-att	po	a	e	fld%
2012	.000	2-0	0	0	0	0	0	0	0	0	.000	0	0	0	0	.000	0	0	0-0	0	0	0	.000
2015	.000	0-0	0	0	0	0	0	0	0	0	.000	0	0	0	0	.000	0	0	0-0	1	1	1	.667
TOTAL	.000	2-0	0	0	0	0	0	0	0	0	.000	0	0	0	0	.000	0	0	0-0	1	1	1	.667

Year	era	w-l	app	gs	cg	sho	sv	ip	h	r	er	bb	so	2b	3b	hr	bf	bavg	wp	hbp	bk	sfa	sha
2012	0.00	0-0	2	0	0	0/0	0	3.0	2	1	0	1	1	1	0	0	13	.167	0	0	0	0	0
2013	84.00	0-0	1	0	0	0/0	0	0.1	4	4	4	1	0	1	1	0	5	1.000	0	0	0	0	0
2015	5.80	1-4	8	4	0	0/0	0	25.1	38	26	21	10	20	7	0	5	131	.319	1	2	0	0	0
TOTAL	6.10	1-4	11	4	0	0/0	0	28.2	44	31	25	12	21	9	1	5	149	.326	1	2	0	0	0

Sarah Thompson

Year	avg	gp-gs	ab	r	h	2b	3b	hr	rbi	tb	slg%	bb	hbp	so	gdp	ob%	sf	sh	sb-att	po	a	e	fld%
2015	.000	5-0	1	1	0	0	0	0	0	0	.000	1	0	1	0	.500	0	0	0-0	2	0	1	.667
TOTAL	.000	5-0	1	1	0	0	0	0	0	0	.000	1	0	1	0	.500	0	0	0-0	2	0	1	.667

CaraMia Tsirigos

Year	avg	gp-gs	ab	r	h	2b	3b	hr	rbi	tb	slg%	bb	hbp	so	gdp	ob%	sf	sh	sb-att	po	a	e	fld%
2014	.236	42-41	106	9	25	1	0	6	16	44	.415	21	1	20	3	.364	1	2	0-0	221	5	3	.987
2015	.208	9-9	24	1	5	0	0	1	5	8	.333	6	1	5	0	.375	1	0	0-0	48	1	1	.980
TOTAL	.231	51-50	130	10	30	1	0	7	21	52	.400	27	2	25	3	.366	2	2	0-0	269	6	4	.986

Taylor Uden

Year	avg	gp-gs	ab	r	h	2b	3b	hr	rbi	tb	slg%	bb	hbp	so	gdp	ob%	sf	sh	sb-att	po	a	e	fld%
2015	.250	10-10	28	8	7	2	0	0	1	9	.321	7	0	5	0	.400	0	2	1-2	19	18	4	.902
TOTAL	.250	10-10	28	8	7	2	0	0	1	9	.321	7	0	5	0	.400	0	2	1-2	19	18	4	.902