



ISU CYCLONES

2024 FACT BOOK



IOWA STATE UNIVERSITY

X @CycloneFB f Iowa State Football

**2024
IOWA STATE
FOOTBALL FACT
BOOK**




TABLE OF CONTENTS

TABLE OF CONTENTS

Table of Contents	2
Quick Facts/2024 Schedule	3
Alphabetical Roster	4-5
Numerical Roster	6-7
Head Coach Matt Campbell	8-11
All-Time Letterwinners	12-21
All-Time Numbers	22-37
Cyclone All-Americans	38-43
Cyclone NFL/AFL Draft Picks	44-45
Cyclones In the NFL/AFL	46-47
Cyclones In Pro Leagues	48
Cyclone Professional Honors	49
Cyclone Awards	50-57
Postseason All-Star Games	58-60
Bowl Games	61-65
Coaching Records	66
Team Records	67-68
Individual Records	69-70
Individual Game Records	71-72
Individual Season Records	73-76
Freshman Records	77
Season Leaders	78-81
Career Records	82-84
Team Game Records	85-86
Team Season Bests	87
All-Time Home Fields	88
Attendance Records	89-90
Jack Trice Stadium Records	91
Miscellaneous Records	92-93
Record vs. Ranked Opponents	94
Bowl Game Records	95-97
Records vs. All Opponents	98
All-Time Series Results	99-106
Records vs. Conferences	107
All-Time Results	108-195
Team Year-By-Year	196-197
Encyclopedia	Available At Cyclones.com



4 Rosters



8 Head Coach Matt Campbell



50 Cyclone Award Winners




66 Coaching Records



69 Individual Records



85 Team Records



91 Jack Trice Stadium Records



98 Records Vs. Opponents



108 All-Time Results



Cyclones.com

An encyclopedia of all-time Iowa State player stats is available on Cyclones.com

QUICK FACTS/SCHEDULE

SCHOOL QUICK FACTS

President	Dr. Wendy Wintersteen
Director of Athletics	Jamie Pollard
Faculty Athletics Representative	Tim Day
Location	Ames, IA 50011
Founded	1858
Nickname	Cyclones
Colors	Cardinal and Gold
Mascot	Cy
Enrollment	30,177
Stadium	MidAmerican Energy Field at Jack Trice Stadium (61,500)
Surface	Natural Grass
Athletics Web Site	cyclones.com
Athletics Email	athletics@iastate.edu
Ticket Information	1-888-ISU-CYCLONE or 515-294-1816
Asst. AD, Athletics Communications	Matt Shoultz
Football Contact	Matt Shoultz (515-520-7642)
Athletics Communications Phone	515-294-3372
Football Press Box Phone	515-294-8443
Football Office Phone	515-294-3160
Football Twitter	@CycloneFB
Football Facebook	Iowa State Football
Football Instagram	@CycloneFB
Bowl Seasons (18)	
1971-72-77-78-2000-01-02-04-05-09-11-12-17-18-19-20-21-23	

FOOTBALL QUICK FACTS

Head Coach	Matt Campbell
Record at Iowa State (years)	53-48 (8)
Overall Record (years)	88-63 (12)
Defensive Coordinator	Jon Heacock
Offensive Coordinator/Tight Ends	Taylor Mouser
Linebackers	Colby Kratch
Quarterbacks	Jake Waters
Wide Receivers/Pass Game Coordinator	Noah Pauley
Assistant Head Coach/Running Backs	Tyler Roehl
Offensive Line/Run Game Coordinator	Ryan Clanton
Defensive Line	Eli Rasheed
Safeties/Pass Game Coordinator	Deon Broomfield
Cornerbacks	Hank Poteat
Assistant AD for Football/Chief of Staff	Greg "Skip" Brabenec
Assistant AD for Player Personnel	Derek Hoodjer
Director of Football Performance	Aaron Hillmann
Director for Student-Athlete Development	Justus Jones
Director of College Scouting/Defense	Mason Tomblin
Director of College Scouting/Offense	Xavier Quigley
Director of Recruiting	Kelli Fogt
Director of Player Personnel	Trent Slattenow
Assistant Director of Player Personnel	Dantrell Kelley
Director of New Media	Brad Frandsen
Director of Creative Media	Wyatt Jelden
Executive Special Teams	Rob Grande
Senior Defensive Analyst	Jeff Mills
Senior Offensive Analyst	Robert Steeples
Quality Control (Off. - Pass Game)	Kyle Kempt
Quality Control (Off. - Run Game)	Sam Seonbuchner
Quality Control (Def. - Pass Game)	Shawn Collins
Quality Control (Def. - Pass Rush Specialist)	Lee Stalker
Quality Control (Special Teams)	Rory Walling
Director of Strength and Conditioning	Reid Kagy
Asst. Coach Strength and Conditioning	Jalyn Baker
Asst. Coach Strength and Conditioning	Brandon Pietrzyk
Asst. Coach Strength and Conditioning	Trever Ryen
Asst. Coach Strength and Conditioning	Lucas White
Sport Dietitian - Football	Jonnee Sulzberger
G.A. (Offense)	Sheldon Croney Jr.
G.A. (Offense)	Jackson Scott-Brown
G.A. (Defense)	Kyle Krezek
G.A. (Defense)	Lawrence White

2023 Record	7-6
2023 Conference Record	6-3 (T4th)
Last Bowl Game	2023 Liberty Bowl (L, 36-26 vs. Memphis)
Offense	Multiple
Defense	Multiple
Letterwinners Returning	47
(16 offense, 27 defense, 4 specialists)	
Letterwinners Lost	15
(9 offense, 5 defense, 1 specialist)	
Starters Returning	18
(9 offense, 9 defense)	
Starters Lost	4
(2 offense, 2 defense)	

Offensive Starters Returning (minimum five starts)

QB Rocco Becht, TE Stevo Klotz, WR Jaylin Noel, WR Jayden Higgins, OL James Neal, OL Jarrod Hufford, OL Jim Bonifas, OL Brendan Black, OL Tyler Miller

Defensive Starters Returning (minimum five starts)

DE Joey Petersen, DL J.R. Singleton, DE Tyler Onyedim, LB Jack Sadowsky V, LB Will McLaughlin, DB Beau Freyler, DB Malik Verdon, DB Jeremiah Cooper, DB Myles Purchase

Specialists Returning

LS Drake Knobloch, P Tyler Perkins, K Keegan Shackford

2024 SCHEDULE

Aug. 31	NORTH DAKOTA (FS1)	2:30 p.m.
	<i>Iowa Corn Cy-Hawk Series</i>	
Sept. 7	at Iowa (CBS)	2:30 p.m.
	<i>Hall of Fame Weekend</i>	
Sept. 21	ARKANSAS STATE (Big 12 Now/ESPN+)	1 p.m.
Sept. 28	*at Houston	TBA
Oct. 5	*BAYLOR	TBA
Oct. 12	*at West Virginia	TBA
Oct. 19	*UCF	TBA
	<i>Homecoming</i>	
Nov. 2	*TEXAS TECH	TBA
Nov. 9	*vs. Kansas	TBA
Nov. 16	*CINCINNATI	TBA
Nov. 23	*at Utah	TBA
Nov. 30	*KANSAS STATE	TBA
Dec. 7	\$at Dr. Pepper Big 12 Football Championship	
	*Big 12 Conference game	
	^at GEHA Field at Arrowhead Stadium, Kansas City, Mo.	
	\$Big 12 Championship; AT&T Stadium, Arlington, Texas	

2023 RESULTS

Sept. 2	UNI (Big 12 Now/ESPN+)	W, 30-9
	<i>Iowa Corn Cy-Hawk Series</i>	
Sept. 9	IOWA (FOX)	L, 20-13
Sept. 16	at Ohio (ESPN)	L, 10-7
Sept. 23	*OKLAHOMA STATE (FS1)	W, 34-27
Sept. 30	*at No. 14 Oklahoma (FS1)	L, 50-20
	<i>Jack Trice Legacy Game Presented By Nationwide</i>	
Oct. 7	*TCU (FS1)	W, 27-14
Oct. 14	*at Cincinnati (FS1)	W, 30-10
Oct. 28	*at Baylor (Big 12 Now/ESPN+)	W, 30-18
	<i>Homecoming</i>	
Nov. 4	*NO. 22 KANSAS (ESPN)	L, 28-21
Nov. 11	*at BYU (ESPN)	W, 45-13
Nov. 18	*NO. 7 TEXAS (FOX)	L, 26-16
Nov. 25	*at No. 19 Kansas State (FOX)	W, 42-35
Dec. 29	&at Memphis (ESPN)	L, 36-26
	*Big 12 Conference game	
	&AutoZone Liberty Bowl, Memphis, Tenn.	



2024 ALPHABETICAL ROSTER

No.	Name	Pos	Ht	Wt	Yr	Hometown (High School/Previous School)
87	Cooper Alexander	TE	6-4	250	Fr.	Washington, Okla. (Washington)
8	Isaiah Alston	WR	6-4	205	Jr.#	Carteret, N.J. (Mater Dei Prep/Army)
96	Chet Andrews	DE	6-3	250	So.#	Huntley, Ill. (Huntley)
44	Wyatt Archer	WR	5-10	195	Fr.#	Omaha, Neb. (Skutt)
26	Caleb Bacon**	LB	6-4	245	Jr.#	Lake Mills, Iowa (Lake Mills)
49	Logan Bacon	DB	6-1	185	Fr.	Lake Mills, Iowa (Lake Mills)
41	Rylan Barnes	LB	6-3	235	Fr.#	Britt, Iowa (West Hancock)
61	Dylan Barrett	OL	6-5	330	Jr.#	St. Charles, Ill. (East/Wisconsin)
3	Rocco Becht*	QB	6-1	210	So.#	Wesley Chapel, Fla. (Wiregrass Ranch)
50	Vince Benetti	DE	6-4	255	Fr.#	Adel, Iowa (ADM)
16	Matthew Bess	DB	6-1	185	So.	Tomball, Texas (Memorial/Blinn JC)
48	Jack Bjorn	TE	6-7	275	So.#	Parkville, Mo. (Park Hill South)
51	Brendan Black*	OL	6-4	320	So.	Yulee, Fla. (The Bolles School)
17	Kai Black	WR	6-3	225	Fr.#	Urbandale, Iowa (Urbandale)
16	Wyatt Bohm	QB	6-4	220	Fr.#	Mahomet, Ill. (Mahomet-Seymour)
63	Jim Bonifas*	OL	6-5	315	Jr.#	Dubuque, Iowa (Dubuque Senior)
18	Benjamin Brahmmer*	TE	6-7	250	So.	Pierce, Neb. (Pierce)
9	Cael Brezina	LB	6-3	240	Fr.	Downers Grove, Ill. (Downers Grove North)
32	Carson Brown	WR	6-1	200	So.#	Ankeny, Iowa (Dowling Catholic)
70	Trevor Buhr	OL	6-4	315	Fr.#	Washington, Mo. (Washington)
84	Gabe Burkle*	TE	6-6	260	So.#	Cedar Rapids, Iowa (Prairie)
78	AJ Burton	OL	6-5	315	Fr.	Centennial, Colo. (Cherry Creek)
14	Major Cantrell	QB	5-11	190	Fr.	Washington, Okla. (Washington)
56	Alijah Carnell	DL	6-5	290	Fr.	Henderson, Nev. (Bishop Gorman)
89	Tyler Claiborne	WR	6-2	210	So.#	Lenexa, Kan. (St. James Academy)
56	Drew Clausen	LS	6-6	250	Jr.#	Grimes, Iowa (Dallas Center-Grimes/UNI)
18	David Coffey	DB	6-1	185	Fr.	Chicago, Ill. (De La Salle)
45	Alec Cook	LB	6-3	240	So.#	Omaha, Neb. (Burke)
4	Jeremiah Cooper**	DB	6-0	190	Jr.	El Paso, Texas (Andress)
20	Khijohn Cummings-Coleman	DB	5-11	200	Fr.	Minneapolis, Minn. (Coon Rapids)
37	Mason DouBrava*	DB	5-10	185	Jr.#	West Des Moines, Iowa (Valley)
98	Drew Doyle	LS	6-1	255	Fr.	Collinsville, Ill. (Collinsville)
47	Kooper Ebel*	LB	6-4	240	So.	Hartley, Iowa (Hartley-Melvin-Sanborn)
77	Easton Eledge	OL	6-3	315	So.#	Underwood, Iowa (Underwood)
44	Jacob Ellis*	LB	6-1	225	Jr.#	Roseville, Calif. (Granite Bay/Iowa Western CC)
81	Brett Eskildsen	WR	6-1	195	Fr.	Frisco, Texas (Centennial)
88	Ikenna Ezeogwu*	DE	6-5	270	So.#	Blue Springs, Mo. (Blue Springs)
17	Beau Freyler***	DB	6-2	220	Sr.	Colorado Springs, Colo. (Pine Creek)
35	Aiden Flora	RB	6-0	185	Fr.	Adel, Iowa (ADM)
20	Jace T. Gilbert*	PK/P	5-11	205	So.#	Marlow, Okla. (Marlow)
55	Jace J. Gilbert	DL	6-5	270	Fr.	Waukesha, Wis. (Arrowhead)
60	Aidan Gilmore	OL	6-5	310	Fr.#	Dallas, Texas (Parish Episcopal)
34	Beau Goodwin	LB	6-3	225	Fr.	Kingsley, Iowa (Kingsley-Pierson)
6	Eli Green	WR	5-11	195	Jr.#	Farmington, Minn. (Farmington/North Dakota State)
71	Gabe Greenlee	OL	6-7	310	So.#	Ames, Iowa (Ames)
94	Xavier Hamilton	DL	6-2	305	Fr.#	Bettendorf, Iowa (Bettendorf)
26	Carson Hansen*	RB	6-2	220	So.	Lakeville, Minn. (Lakeville South)
73	Deyin Hasert	OL	6-4	315	So.#	Marshall, Minn. (Marshall)
53	Zaimir Hawk*	DL	6-3	305	Fr.#	Hillside, N.J. (Hillside)
47	CJ Hayden	TE	6-6	240	Fr.	Cincinnati, Ohio (Indian Hill)
76	Brent Helton	OL	6-5	320	Fr.	Corona, Calif. (Centennial)
74	Wade Helton	OL	6-5	300	Fr.	Corona, Calif. (Centennial)
9	Jayden Higgins*	WR	6-4	215	Sr.	South Miami, Fla. (Westminster Christian/Eastern Kentucky)
69	Dontrell Holt	OL	6-5	305	Fr.	Joplin, Mo. (Joplin)
25	Trevon Howard*	DB	6-1	205	So.#	St. Paul, Minn. (IMG Academy [Fla.]
54	Jarrod Hufford***	OL	6-5	320	Sr.#	Newark, Ohio (Licking Valley)
7	Tanner Hughes	QB	6-5	235	Jr.#	Chico, Calif. (Pleasant Valley/Butte College)
12	Jacob Imming	LB	6-2	235	So.#	Sergeant Bluff, Iowa (Sergeant Bluff-Luton)
46	Danny Inglis	LB	6-1	215	Fr.	Canfield, Ohio (Canfield)
32	Angelo Jackson	DB	6-1	200	Fr.	Davenport, Iowa (Assumption)
16	Daniel Jackson**	WR	6-2	215	Sr.#	Cibola, Texas (Steele)
12	Jaylon Jackson	RB	5-7	180	Sr.	Burleson, Texas (Centennial/Lamar/Eastern Michigan)
19	Ta'Shawn James	DB	6-1	205	Fr.#	Oklahoma City, Okla. (Carl Albert)
89	Trent Jones III**	DE	6-3	275	Jr.#	Eden Prairie, Minn. (Eden Prairie)
86	Andrew Keller	TE	6-6	245	So.#	Wauaukee, Wis. (Wauaukee)
22	John Klosterman*	LB	5-11	230	So.#	Iowa City, Iowa (City)
49	Stevo Klotz**	TE	6-4	260	Sr.#	Chaska, Minn. (Chaska)
57	Drake Knobloch*	LS	6-3	255	So.#	Winterset, Iowa (Winterset)
35	Caden Kock	DB	6-0	215	So.#	Carroll, Iowa (Carroll)
10	JJ Kohl	QB	6-7	240	Fr.#	Ankeny, Iowa (Ankeny)
97	Kyle Konrardy	PK	6-1	200	Fr.#	Dubuque, Iowa (Dubuque Senior)
53	Evan Ladwig	OL	6-4	315	Jr.#	Cascade, Wis. (Plymouth)
2	Dylan Lee	RB	6-1	210	Fr.	Gilbert, Ariz. (Williams Field)
38	Eddie Lemos	DB	5-10	190	So.#	Loveland, Colo. (Resurrection Christian)



2024 ALPHABETICAL ROSTER

No.	Name	Pos	Ht	Wt	Yr	Hometown (High School/Previous School)
0	Zachary Lovett*	LB	6-2	245	Jr.#	Melbourne, Fla. (Rockledge/Missouri)
60	Jacob Lyftogt	LS	5-11	225	Fr.#	Waunakee, Wis. (Waunakee)
50	Tyler Maro**	OL	6-7	305	Jr.#	Davenport, Iowa (Assumption)
43	Caden Matson	DB	6-0	205	So.#	Humboldt, Iowa (Humboldt)
23	Will McLaughlin**	LB	6-4	240	Jr.	Defiance, Iowa (Harlan)
42	Lance McShane	LB	6-3	225	Fr.	Delhi, Iowa (Maquoketa Valley)
6	Myles Mendezsoon**	DE	6-4	245	Jr.#	Chardon, Ohio (Chardon)
25	Easton Miller	RB	6-1	230	Fr.#	Ankeny, Iowa (Centennial)
40	Mason Miller	LB	6-3	240	Fr.	Colorado Springs, Colo. (Pine Creek)
66	Tyler Miller***	OL	6-9	330	Sr.#	Scranton, Iowa (Greene County)
5	Connor Moberly	QB	6-4	210	Fr.	Altoona, Iowa (Southeast Polk)
82	Tyler Moore**	TE	6-5	260	Jr.#	Des Moines, Iowa (Johnston)
68	George Nahas	OL	6-4	295	Fr.#	West Des Moines, Iowa (Dowling Catholic)
75	James Neal*	OL	6-6	330	Jr.#	Grayson, Ga. (Grayson/Independence CC)
31	Marcus Neal	DB	6-1	210	Fr.	Kansas City, Mo. (Raytown South)
0	Beni Ngoyi	WR	6-4	200	Fr.#	Lincoln, Neb. (Lincoln)
93	Obald Niyonkuru	DL	6-0	280	Fr.#	Altoona, Iowa (Southeast Polk)
13	Jaylin Noel***	WR	5-11	200	Sr.	Kansas City, Mo. (Park Hill)
11	Tyler Onyedim**	DE	6-4	295	Jr.#	Richmond, Texas (Foster)
11	Dominic Overby	WR	6-5	195	Fr.	West Jordan, Utah (West Jordan)
95	Domonique Orange**	DL	6-4	325	Jr.	Kansas City, Mo. (North)
19	Michael Parkes	WR	6-1	185	Fr.#	Palm Bay, Fla. (Bayside)
2	Jamison Patton*	DB	6-2	210	So.	Des Moines, Iowa (Ankeny)
80	Tyler Perkins**	P	5-11	205	Jr.	Norwalk, Ohio (St. Paul)
39	AJ Petersen	RB	6-1	235	Fr.#	Long Grove, Iowa (North Scott)
52	Joey Petersen***	DE	6-4	260	Sr.	Long Grove, Iowa (North Scott)
10	Darien Porter****	DB	6-4	200	Sr.#	Bettendorf, Iowa (Bettendorf)
5	Myles Purchase***	DB	5-11	205	Sr.	Denver, Colo. (Cherry Creek)
22	Dillon Ranck	WR	6-3	200	Fr.#	Norwalk, Iowa (Norwalk)
51	Nick Reinicke	LB	6-4	235	Fr.#	Dike, Iowa (Dike-New Hartford)
67	Carson Rhodes	OL	6-8	300	Fr.	Nevada, Iowa (Nevada)
23	Carson Robbins	WR	6-0	190	Fr.	Altoona, Iowa (Southeast Polk)
21	Ryan Robinson Jr.	DB	5-11	185	Fr.#	New Orleans, La. (Edna Karr/LSU)
85	Keaton Roskop	TE	6-3	235	Fr.	Cedar Rapids, Iowa (Linn-Mar)
65	Garret Rutledge	OL	6-7	300	Fr.	Council Bluffs, Iowa (Lewis Central)
33	Jack Sadowsky V*	LB	6-2	240	So.	Batavia, Ill. (Batavia)
24	Abu Sama III*	RB	5-11	210	So.	Des Moines, Iowa (Southeast Polk)
45	Samuel Samè	DE	6-5	225	Fr.#	Wichita, Kan. (Derby)
55	Blaine Sandquist	OL	6-5	260	Fr.	Ankeny, Iowa (Centennial)
79	Isaiah Seymour	OL	6-7	320	Fr.	West Des Moines, Iowa (Dowling Catholic)
99	Keegan Shackford**	PK	5-10	205	Jr.#	Ashburn, Va. (Independence)
90	Braden Simonsen	DL	6-3	275	So.#	Ankeny, Iowa (Ankeny)
58	J.R. Singleton***	DL	6-2	305	Sr.#	Gurnee, Ill. (Warren Township)
91	Augustine Sleh	DL	6-4	200	Fr.	Des Moines, Iowa (North)
13	Cam Smith	DB	5-11	215	So.	Austintown, Ohio (Fitch)
8	Kenard Snyder	DE	6-0	265	Jr.#	Vero Beach, Fla. (Rockledge/Louisiana Monroe)
29	Drew Surges*	DB	6-1	210	So.	Chicago, Ill. (St. Charles North)
24	Quentin Taylor Jr.	DB	6-0	195	Fr.	Apopka, Fla. (Lake Minneola)
39	Asle Thorson*	DB	6-1	210	Sr.#	Ft. Dodge, Iowa (Ft. Dodge)
72	Jalen Travis	OL	6-7	340	Sr.#	Minneapolis, Minn. (DeLaSalle/Princeton)
36	Carson Van Dinter	DB	6-3	205	Fr.	Kaukauna, Wis. (Kaukauna)
80	Jonathan Vande Walle	WR	5-11	190	Fr.#	Sun Prairie, Wis. (Sun Prairie East)
7	Malik Verdon*	DB	6-4	220	Jr.#	Cincinnati, Ohio (Hamilton)
27	Tripp Walsh	TE	6-6	235	Fr.#	Hartland, Wis. (Arrowhead)
48	Connor Welsh	DB	6-2	195	Fr.	Ankeny, Iowa (Centennial)
62	Owen Westemeyer	OL	6-4	285	Fr.#	West Des Moines, Iowa (Valley/Colorado)
29	Charlie Wheelpley	RB	6-2	220	Fr.	Batavia, Ill. (Batavia)
3	Jontez Williams*	DB	5-11	200	So.#	Starke, Fla. (Bradford)
14	Carson Willich*	LB	6-1	225	So.#	Blue Springs, Mo. (Blue Springs)

*letters earned
#has redshirted



2024 NUMERICAL ROSTER

No.	Name	Pos	Ht	Wt	Yr	Hometown (High School/Previous School)
0	Zachary Lovett*	LB	6-2	245	Jr.#	Melbourne, Fla. (Rockledge/Missouri)
0	Beni Ngoyi	WR	6-4	200	Fr.#	Lincoln, Neb. (Lincoln)
2	Dylan Lee	RB	6-1	210	Fr.	Gilbert, Ariz. (Williams Field)
2	Jamison Patton*	DB	6-2	210	So.	Des Moines, Iowa (Ankeny)
3	Rocco Becht*	QB	6-1	210	So.#	Wesley Chapel, Fla. (Wiregrass Ranch)
3	Jontez Williams*	DB	5-11	200	So.#	Starke, Fla. (Bradford)
4	Jeremiah Cooper**	DB	6-0	190	Jr.	El Paso, Texas (Andress)
5	Connor Moberly	QB	6-4	210	Fr.	Altoona, Iowa (Southeast Polk)
5	Myles Purchase***	DB	5-11	205	Fr.	Denver, Colo. (Cherry Creek)
6	Eli Green	WR	5-11	195	Jr.#	Farmington, Minn. (Farmington/North Dakota State)
6	Myles Mendezsoon**	DE	6-4	245	Jr.#	Chardon, Ohio (Chardon)
7	Tanner Hughes	QB	6-5	235	Jr.#	Chico, Calif. (Pleasant Valley/Butte College)
7	Malik Verdon*	DB	6-4	220	Jr.#	Cincinnati, Ohio (Hamilton)
8	Isaiah Alston	WR	6-4	205	Jr.#	Carteret, N.J. (Mater Dei Prep/Army)
8	Kenard Snyder	DE	6-0	265	Jr.#	Vero Beach, Fla. (Rockledge/Louisiana Monroe)
9	Cael Brezina	LB	6-3	240	Fr.	Downers Grove, Ill. (Downers Grove North)
9	Jayden Higgins*	WR	6-4	215	Sr.	South Miami, Fla. (Westminster Christian/Eastern Kentucky)
10	JJ Kohl	QB	6-7	240	Fr.#	Ankeny, Iowa (Ankeny)
10	Darien Porter****	DB	6-4	200	Sr.#	Bettendorf, Iowa (Bettendorf)
11	Tyler Onyedim**	DE	6-4	295	Jr.#	Richmond, Texas (Foster)
11	Dominic Overby	WR	6-5	195	Fr.	West Jordan, Utah (West Jordan)
12	Jacob Imming	LB	6-2	235	So.#	Sergeant Bluff, Iowa (Sergeant Bluff-Luton)
12	Jaylon Jackson	RB	5-7	180	Sr.	Burleson, Texas (Centennial/Lamar/Eastern Michigan)
13	Jaylin Noel***	WR	5-11	200	Sr.	Kansas City, Mo. (Park Hill)
13	Cam Smith	DB	5-11	215	So.	Austintown, Ohio (Fitch)
14	Major Cantrell	QB	5-11	190	Fr.	Washington, Okla. (Washington)
14	Carson Willich*	LB	6-1	225	So.#	Blue Springs, Mo. (Blue Springs)
16	Matthew Bess	DB	6-1	185	So.	Tomball, Texas (Memorial/Blinn JC)
16	Wyatt Bohm	QB	6-4	220	Fr.#	Mahomet, Ill. (Mahomet-Seymour)
16	Daniel Jackson**	WR	6-2	215	Sr.#	Cibola, Texas (Steele)
17	Kai Black	WR	6-3	225	Fr.#	Urbandale, Iowa (Urbandale)
17	Beau Freyler***	DB	6-2	220	Sr.	Colorado Springs, Colo. (Pine Creek)
18	Benjamin Brahmer*	TE	6-7	250	So.	Pierce, Neb. (Pierce)
18	David Coffey	DB	6-1	185	Fr.	Chicago, Ill. (De La Salle)
19	Ta'Shawn James	DB	6-1	205	Fr.#	Oklahoma City, Okla. (Carl Albert)
19	Michael Parkes	WR	6-1	185	Fr.#	Palm Bay, Fla. (Bayside)
20	Khijohn Cummings-Coleman	DB	5-11	200	Fr.	Minneapolis, Minn. (Coon Rapids)
20	Jace T. Gilbert*	PK/P	5-11	205	So.#	Marlow, Okla. (Marlow)
21	Ryan Robinson Jr.	DB	5-11	185	Fr.#	New Orleans, La. (Edna Karr/LSU)
22	John Klosterman*	LB	5-11	230	So.#	Iowa City, Iowa (City)
22	Dillon Ranck	WR	6-3	200	Fr.#	Norwalk, Iowa (Norwalk)
23	Will McLaughlin**	LB	6-4	240	Jr.	Defiance, Iowa (Harlan)
23	Carson Robbins	WR	6-0	190	Fr.	Altoona, Iowa (Southeast Polk)
24	Abu Sama III*	RB	5-11	210	So.	Des Moines, Iowa (Southeast Polk)
24	Quentin Taylor Jr.	DB	6-0	195	Fr.	Apopka, Fla. (Lake Minneola)
25	Trevon Howard*	DB	6-1	205	So.#	St. Paul, Minn. (IMG Academy (Fla.))
25	Easton Miller	RB	6-1	230	Fr.#	Ankeny, Iowa (Centennial)
26	Caleb Bacon**	LB	6-4	245	Jr.#	Lake Mills, Iowa (Lake Mills)
26	Carson Hansen*	RB	6-2	220	So.	Lakeville, Minn. (Lakeville South)
27	Tripp Walsh	TE	6-6	235	Fr.#	Hartland, Wis. (Arrowhead)
29	Drew Surges*	DB	6-1	210	So.	Chicago, Ill. (St. Charles North)
29	Charlie Wheelpley	RB	6-2	220	Fr.	Batavia, Ill. (Batavia)
31	Marcus Neal	DB	6-1	210	Fr.	Kansas City, Mo. (Raytown South)
32	Carson Brown	WR	6-1	200	So.#	Ankeny, Iowa (Dowling Catholic)
32	Angelo Jackson	DB	6-1	200	Fr.	Davenport, Iowa (Assumption)
33	Jack Sadowsky V*	LB	6-2	240	So.	Batavia, Ill. (Batavia)
34	Beau Goodwin	LB	6-3	225	Fr.	Kingsley, Iowa (Kingsley-Pierson)
35	Aiden Flora	RB	6-0	185	Fr.	Adel, Iowa (ADM)
35	Caden Kock	DB	6-0	215	So.#	Carroll, Iowa (Carroll)
36	Carson Van Dinter	DB	6-3	205	Fr.	Kaukauna, Wis. (Kaukauna)
37	Mason DouBrava*	DB	5-10	185	Jr.#	West Des Moines, Iowa (Valley)
38	Eddie Lemos	DB	5-10	190	So.#	Loveland, Colo. (Resurrection Christian)
39	AJ Petersen	RB	6-1	235	Fr.#	Long Grove, Iowa (North Scott)
39	Asle Thorson*	DB	6-1	210	Sr.#	Ft. Dodge, Iowa (Ft. Dodge)
40	Mason Miller	LB	6-3	240	Fr.	Colorado Springs, Colo. (Pine Creek)
41	Rylan Barnes	LB	6-3	235	Fr.#	Britt, Iowa (West Hancock)
42	Lance McShane	LB	6-3	225	Fr.	Delhi, Iowa (Maquoketa Valley)
43	Caden Matson	DB	6-0	205	So.#	Humboldt, Iowa (Humboldt)
44	Wyatt Archer	WR	5-10	195	Fr.#	Omaha, Neb. (Skutt)
44	Jacob Ellis*	LB	6-1	225	Jr.#	Roseville, Calif. (Granite Bay/Iowa Western CC)
45	Alec Cook	LB	6-3	240	So.#	Omaha, Neb. (Burke)
45	Samuel Samè	DE	6-5	225	Fr.#	Wichita, Kan. (Derby)
46	Danny Inglis	LB	6-1	215	Fr.	Canfield, Ohio (Canfield)
47	Kooper Ebel*	LB	6-4	240	So.	Hartley, Iowa (Hartley-Melvin-Sanborn)



2024 NUMERICAL ROSTER

No.	Name	Pos	Ht	Wt	Yr	Hometown (High School/Previous School)
47	CJ Hayden	TE	6-6	240	Fr.	Cincinnati, Ohio (Indian Hill)
48	Jack Bjorn	TE	6-7	275	So.#	Parkville, Mo. (Park Hill South)
48	Connor Welsh	DB	6-2	195	Fr.	Ankeny, Iowa (Centennial)
49	Logan Bacon	DB	6-1	185	Fr.	Lake Mills, Iowa (Lake Mills)
49	Stevo Klotz**	TE	6-4	260	Sr.#	Chaska, Minn. (Chaska)
50	Vince Benetti	DE	6-4	255	Fr.#	Adel, Iowa (ADM)
50	Tyler Maro**	OL	6-7	305	Jr.#	Davenport, Iowa (Assumption)
51	Brendan Black*	OL	6-4	320	So.	Yulee, Fla. (The Bolles School)
51	Nick Reinicke	LB	6-4	235	Fr.#	Dike, Iowa (Dike-New Hartford)
52	Joey Petersen***	DE	6-4	260	Sr.	Long Grove, Iowa (North Scott)
53	Zaimir Hawk*	DL	6-3	305	Fr.#	Hillside, N.J. (Hillside)
53	Evan Ladwig	OL	6-4	315	Jr.#	Cascade, Wis. (Plymouth)
54	Jarrold Hufford***	OL	6-5	320	Sr.#	Newark, Ohio (Licking Valley)
55	Jace J. Gilbert	DL	6-5	270	Fr.	Waukesha, Wis. (Arrowhead)
55	Blaine Sandquist	OL	6-5	260	Fr.	Ankeny, Iowa (Centennial)
56	Alijah Carnell	DL	6-5	290	Fr.	Henderson, Nev. (Bishop Gorman)
56	Drew Clausen	LS	6-6	250	Jr.#	Grimes, Iowa (Dallas Center-Grimes/UNI)
57	Drake Knobloch*	LS	6-3	255	So.#	Winterset, Iowa (Winterset)
58	J.R. Singleton**	DL	6-2	305	Sr.#	Gurnee, Ill. (Warren Township)
60	Aidan Gilmore	OL	6-5	310	Fr.#	Dallas, Texas (Parish Episcopal)
60	Jacob Lyftogt	LS	5-11	225	Fr.#	Waunakee, Wis. (Waunakee)
61	Dylan Barrett	OL	6-5	330	Jr.#	St. Charles, Ill. (East/Wisconsin)
62	Owen Westemeyer	OL	6-4	285	Fr.#	West Des Moines, Iowa (Valley/Colorado)
63	Jim Bonifas*	OL	6-5	315	Jr.#	Dubuque, Iowa (Dubuque Senior)
65	Garret Rutledge	OL	6-7	300	Fr.	Council Bluffs, Iowa (Lewis Central)
66	Tyler Miller***	OL	6-9	330	Sr.#	Scranton, Iowa (Greene County)
67	Carson Rhodes	OL	6-8	300	Fr.	Nevada, Iowa (Nevada)
68	George Nahas	OL	6-4	295	Fr.#	West Des Moines, Iowa (Dowling Catholic)
69	Dontrell Holt	OL	6-5	305	Fr.	Joplin, Mo. (Joplin)
70	Trevor Buhr	OL	6-4	315	Fr.#	Washington, Mo. (Washington)
71	Gabe Greenlee	OL	6-7	310	So.#	Ames, Iowa (Ames)
72	Jalen Travis	OL	6-7	340	Sr.#	Minneapolis, Minn. (DeLaSalle/Princeton)
73	Deylin Hasert	OL	6-4	315	So.#	Marshall, Minn. (Marshall)
74	Wade Helton	OL	6-5	300	Fr.	Corona, Calif. (Centennial)
75	James Neal*	OL	6-6	330	Jr.#	Grayson, Ga. (Grayson/Independence CC)
76	Brent Helton	OL	6-5	320	Fr.	Corona, Calif. (Centennial)
77	Easton Eledge	OL	6-3	315	So.#	Underwood, Iowa (Underwood)
78	AJ Burton	OL	6-5	315	Fr.	Centennial, Colo. (Cherry Creek)
79	Isaiah Seymour	OL	6-7	320	Fr.	West Des Moines, Iowa (Dowling Catholic)
80	Tyler Perkins**	P	5-11	205	Jr.	Norwalk, Ohio (St. Paul)
80	Jonathan Vande Walle	WR	5-11	190	Fr.#	Sun Prairie, Wis. (Sun Prairie East)
81	Brett Eskildsen	WR	6-1	195	Fr.	Frisco, Texas (Centennial)
82	Tyler Moore**	TE	6-5	260	Jr.#	Des Moines, Iowa (Johnston)
84	Gabe Burkle*	TE	6-6	260	So.#	Cedar Rapids, Iowa (Prairie)
85	Keaton Roskop	TE	6-3	235	Fr.	Cedar Rapids, Iowa (Linn-Mar)
86	Andrew Keller	TE	6-6	245	So.#	Waunakee, Wis. (Waunakee)
87	Cooper Alexander	TE	6-4	250	Fr.	Washington, Okla. (Washington)
88	Ikenna Ezeogu*	DE	6-5	270	So.#	Blue Springs, Mo. (Blue Springs)
89	Tyler Claiborne	WR	6-2	210	So.#	Lenexa, Kan. (St. James Academy)
89	Trent Jones II**	DE	6-3	275	Jr.#	Eden Prairie, Minn. (Eden Prairie)
90	Braden Simonsen	DL	6-3	275	So.#	Ankeny, Iowa (Ankeny)
91	Augustine Sleh	DL	6-4	200	Fr.	Des Moines, Iowa (North)
93	Obald Niyonkuru	DL	6-0	280	Fr.#	Altoona, Iowa (Southeast Polk)
94	Xavier Hamilton	DL	6-2	305	Fr.#	Bettendorf, Iowa (Bettendorf)
95	Domonique Orange**	DL	6-4	325	Jr.	Kansas City, Mo. (North)
96	Chet Andrews	DE	6-3	250	So.#	Huntley, Ill. (Huntley)
97	Kyle Konrardy	PK	6-1	200	Fr.#	Dubuque, Iowa (Dubuque Senior)
98	Drew Doyle	LS	6-1	255	Fr.	Collinsville, Ill. (Collinsville)
99	Keegan Shackford**	PK	5-10	205	Jr.#	Ashburn, Va. (Independence)

*letters earned
#has redshirted



HEAD COACH MATT CAMPBELL



MATT CAMPBELL HEAD COACH / MT. UNION (2002) 9TH SEASON AT IOWA STATE (53-48)

Matt Campbell, the second-longest tenured active coach in the Big 12 and just the second in school history to coach 100 games, has changed the culture and invigorated the Iowa State football program since taking over as head coach prior to the 2016 season.

Campbell, who owns the second-best winning percentage in school history (52.5 pct.), enters the 2024 season just four wins shy of Dan McCarney's school record of 56 victories.

He initiated his rebuilding plan and laid the foundation by imploring his team to "Trust The Process." His team listened, sparking Iowa State to its most fruitful periods in the program's history.

National rankings and bowl berths have become the norm thanks to Campbell's leadership. The three-time Big 12 Coach of the Year (2017, 2018, 2020) has led the Cyclones to winning records and bowl games in six of the last seven seasons, including a school record five straight from 2017-21, and regular appearances in the national rankings.

In 2020, Campbell led the Cyclones to a first-place finish in the final Big 12 regular-season standings, a spot in the Big 12 Championship game and a New Year's Six bowl game, all program firsts.

The 2020 Cyclone squad was one of the best in school history. With a 34-17 win over Oregon in the PlayStation Fiesta Bowl, the Cyclones claimed their first victory in a New Year's Six bowl. ISU broke the school record for conference wins (8) and tied the school mark for overall victories (9).

Campbell's run at ISU has caught the nation's attention with its drastic improvement, placing Iowa State football into the national rankings and the college football spotlight. Iowa State has appeared in the AP Top 25 poll in five of the last seven seasons.

Campbell, who has fostered a player-driven atmosphere with his contagious personality, owns 39.3 percent of Iowa State's all-time victories over ranked teams, defeating 11 opponents ranked in the nation's Top 25 since 2017.

In 2021, Campbell notched his fourth victory over a Top 10 opponent (Oklahoma State). ISU owned just eight victories all-time over Top 10 teams prior to his arrival.

Records have been shattered in the Campbell era on offense and defense, including total offense (444.3 in 2019) and sacks (33 in 2018, 2021). His teams play with precision on both sides of the ball, boasting a defense ranked among the Big 12's top three in scoring defense in each of the last seven seasons and producing three of the top four scoring offenses in school history. Campbell's 2022 squad became just the third team in league history to lead in scoring defense, rushing defense, passing defense and total defense.

Campbell is the only coach in Iowa State history to defeat every team he's faced in the league at least once at home and on the road during his Cyclone tenure and produced six of Iowa State's seven winning seasons in Big 12 Conference history (1996-present).

The Cyclones have played as a ranked team a school-record 25 times since 2017 and Campbell has 38 victories vs. Big 12 competition, the most by a head coach vs. league teams in program history. Campbell owns 46.3 percent of the school's all-time wins vs. Big 12 teams (1996-present).

Since 2017, Iowa State has recorded 36 Big 12 wins, ranking among the top half of the league during that time.

Through recruiting, retention and development, Iowa State football players have received numerous national awards and All-American honors in Campbell's tenure. Running back Breece Hall was ISU's first unanimous All-American in school history in 2020 and was named the Big 12 Offensive Player of the Year in both 2020 and 2021. Tight end Charlie Kolar became the first three-time All-American in school history and was the recipient of the 2021 William V. Campbell Trophy, given annually to the nation's best scholar-athlete.

Most recently, T.J. Tampa earned All-American honors after a standout senior season at cornerback. Tampa is just the third defensive back in school history and second under Campbell to earn All-America accolades.

2023

Iowa State rebounded from a down season as Campbell and his coaching staff did, perhaps, their best coaching job based on the circumstances surrounding the team. With a decimated roster that was ultimately one of the nation's youngest, the Cyclones bounced back from a 1-2 start to finish the season 7-6 overall and 6-3 in Big 12 play. Iowa State advanced to play in the AutoZone Liberty Bowl, tying it for the third-most bowl

HEAD COACH MATT CAMPBELL

appearances (six) in the Big 12 Conference since 2017.

The roster included just 10 scholarship seniors as more than 20 redshirt sophomores or younger appeared in all 13 games.

After the slow non-conference start and splitting their first two league games, the Cyclones found their stride and went 3-0 in October. ISU won four-straight conference road games in the same season for the first time in school history, including a thrilling 42-35 snow game victory at Kansas State in the regular season finale. The win featured five Cyclone scoring plays of 50+ yards and gave ISU back-to-back wins in Manhattan for the first time since the 1920s.

Redshirt freshman quarterback Rocco Becht burst onto the scene and broke all of the ISU freshman passing records on his way to being named Big 12 Offensive Freshman of the Year. The Cyclone defense finished the season with 16 interceptions, including five by sophomore Jeremiah Cooper and two by Tampa. The pair both earned a spot on the All-Big 12 First Team, while Tampa earned the 17th All-America honor by a Campbell-coached Cyclone.

Wide receiver Jaylin Noel had the best season of his career, pulling in 66 receptions and seven touchdowns as one of the nation's most versatile players, to earn All-Big 12 Second-Team honors along with tight end Steve Klotz.

Safety Beau Freyler became the first Cyclone since 2017 to notch 100 tackles in a season on his way to earning All-Big 12 Second-Team honors from the Associated Press.

2022

ISU's defense continued to shine as one of the nation's best units. The Cyclones led the Big 12 in total defense (285.6 yards per game), rushing defense (107.3), passing defense (178.2) and scoring defense (20.2 points), becoming just the third team in league history to lead in all four categories. Iowa State held every opponent to fewer than 400 yards of total offense, running its streak to 15-straight games. The streak eventually reached 18 games before being snapped in 2023.

The Cyclones strolled into Kinnick Stadium and beat Iowa in a defensive slugfest, 10-7, as they started 3-0 for the first time since the 2012 season.

Iowa State had a record-setting performer on both sides of the ball. Wide receiver Xavier Hutchinson was a Biletnikoff Award finalist and earned All-America honors after shattering his own school record and leading the Big 12 Conference with 107 receptions. He led the nation in receptions per game (8.9) and was also among the Top 10 in receiving yards (1,171) and receiving yards per game (97.6).

On defense, Will McDonald had 5.0 sacks and tied the Big 12 record with 34.0 in his career. McDonald, who joined Hutchinson as three-time first-team All-Big 12 honoree, became ISU's first, first-round NFL Draft selection since 1973 when the New York Jets selected him with the 15th overall pick.

2021

Iowa State qualified for a school-record fifth-straight bowl (Cheez-It Bowl) and registered a program-best fifth-straight winning season, tying for fourth in the Big 12 at 7-6 overall and 5-4 in league play.

A victory at Kansas State, ISU's first in Manhattan since 2004, and a triumph over No. 8 Oklahoma State, Campbell's 10th victory vs. a Top 25 team in his Cyclone tenure, gave him wins over every league team on the road and at home in his Cyclone career. He is the only coach in school history to accomplish that feat.

The Cyclone defense was outstanding. ISU only allowed two teams to reach 350 yards of total offense, ranking ninth nationally in total defense at 310.5. ISU also tied a school record with 33 sacks, as first-team All-American McDonald IV led the league in sacks for the second-straight year with a school-record 11.5.

Behind consensus All-American Hall and four-time All-Big 12 QB Brock Purdy, who graduated with 32 school records, the Cyclones produced the fourth-best scoring average (31.3) in school history. ISU was second nationally in red zone offense (95.9%), converting on 47-of-49 trips.

Hall was second nationally in scoring (138) and broke the all-time NCAA FBS record by rushing for a touchdown in 24 consecutive games.

Kolar was the recipient of the prestigious William V. Campbell Trophy, which is awarded annually to the nation's best scholar-

CAMPBELL PROFILE

Hometown	Massillon, Ohio
High School	Perry
College	Mount Union, 2002
Year In Coaching	21st
Wife	Erica
Children	Katie, Izzy, Rudy and Rocco

COACHING EXPERIENCE

2016-	Head Coach	Iowa State
2012-15	Head Coach	Toledo
2010-11	Offensive Coordinator	Toledo
2009	Assistant Coach	Toledo
2007-08	Assistant Coach	Bowling Green
2005-06	Offensive Coordinator	Mount Union
2003-04	Graduate Assistant	Bowling Green

COLLEGE BOWL EXPERIENCE

2023	AutoZone Liberty Bowl	Iowa State
2021	Cheez-It Bowl	Iowa State
2020	PlayStation Fiesta Bowl	Iowa State
2019	Camping World Bowl	Iowa State
2018	Valero Alamo Bowl	Iowa State
2017	AutoZone Liberty Bowl	Iowa State
2014	GoDaddy Bowl	Toledo
2012	Famous Idaho Potato Bowl	Toledo
2011	Military Bowl	Toledo
2010	Little Ceasars Pizza Bowl	Toledo
2007	GMAC Bowl	Bowling Green
2004	GMAC Bowl	Bowling Green
2003	Motor City Bowl	Bowling Green

HEAD COACHING RECORD

Year	School	Record	Conf.	Bowl
2011	Toledo	1-0	0-0	Military
2012	Toledo	9-4	6-2	Famous Idaho
2013	Toledo	7-5	5-3	
2014	Toledo	9-4	7-1	GoDaddy
2015	Toledo	9-2	6-2	Boca Raton*
2016	Iowa State	3-9	2-7	
2017	Iowa State	8-5	5-4	Liberty
2018	Iowa State	8-5	6-3	Alamo
2019	Iowa State	7-6	5-4	Camping World
2020	Iowa State	9-3	8-1	Fiesta Bowl
2021	Iowa State	7-6	5-4	Cheez-it
2022	Iowa State	4-8	1-8	
2023	Iowa State	7-6	6-4	Liberty Bowl
Totals		88-63	62-42	

*did not coach in bowl game

athlete football player and considered the Academic Heisman.

2020

The 2020 campaign will go down as one of the greatest in Iowa State football history. The Cyclones surged as the frontrunner for the Big 12 title with a 37-30 win over No. 18 Oklahoma in October, their first win over the Sooners in Ames in 60 years, and never let up.

By season's end, Iowa State was in sole possession of first place in the final regular-season conference standings (8-1) for the first time in school history, earning a rematch against Oklahoma in its first-ever Big 12 Championship game.

The historic regular season earned the Cyclones their first New Year's Six bowl berth, defeating No. 25 Oregon, 34-17, in the PlayStation Fiesta Bowl.

The victory over the Ducks, Campbell's second bowl win at ISU, gave the Cyclones their ninth victory on the year, tying the school record for single-season wins (1906, 2000).

Campbell was honored as the Big 12 Coach of the Year for the third time in four years and was a finalist for national coach



HEAD COACH MATT CAMPBELL

of the year by all four of the major coaching awards: Eddie Robinson, Bobby Dodd, Bear Bryant and George Munger.

The national media paid attention during the season. Iowa State cracked the AP Top 10 for the first time since 2002 and achieved its highest ranking in school history at No. 6 in the fourth College Football Playoff rankings.

Iowa State, which played as a ranked team a school-record 10 times, ended the season ranked in the final AP poll (No. 9) for just the third time ever (1976, 2000).

Campbell continued his excellence against ranked opponents, knocking off a trio of rated teams (Oklahoma, Texas, Oregon) for only the second time in school history. It marked the first time an Iowa State team defeated both Oklahoma and Texas in the same season.

Iowa State had incredible balance on offense and defense, ranking among the Big 12's top three in both scoring offense (32.9, 3rd) and scoring defense (21.4, 2nd). The offense scored 30-plus points in seven of nine Big 12 games and set a school mark with 31 rushing touchdowns. The defense was second in the league and 21st nationally in total defense (340.4) and first in the Big 12 and eighth nationally in rushing defense (103.1).

Iowa State players were rewarded for the breakout season with a school-record and Big 12-best nine players earning All-Big 12 first-team recognition.

The Cyclones also had a school-record four All-Americans in RB Hall, TE Kolar, DE JaQuan Bailey and LB Mike Rose. Hall, who was the nation's leading rusher (1,572) and ranked second nationally in rushing touchdowns (21), was the first unanimous All-American in school history, earning first-team All-America accolades from the AP, FWAA, AFCA, Walter Camp and Sporting News.

2019

Iowa State's 2019 offense was the most prolific in program history, helping the Cyclones finish tied for third in the Big 12 with a 7-6 overall record and a 5-4 league mark.

School records fell in the following offensive categories: total offense (5,776), passing offense (4,047), yards per play (6.45) and points scored (418). Ten times during the season the Cyclones generated over 400 yards of offense and eight times Iowa State had more total yards than its opponent.

A victory at No. 22 Texas (23-21) on a last-second, walk-off field goal was a signature win during the season, as the Cyclones appeared in the College Football Playoff rankings for the third-straight season.

The offense was led by All-Big 12 QB Purdy, who broke virtually every school passing record, including passing yards (3,982), total offense (4,231), completions (312) and passing touchdowns (27).

Kolar was his favorite target, earning second-team All-America honors by the FWAA and CoSIDA Academic All-America accolades.

2018

The 2018 Iowa State football team once again captured the imagination of college football fans by proving the 2017 campaign wasn't a fluke.

Despite a 1-3 start to the season, Campbell kept the Cyclones on the right path by making an amazing turnaround with a five-game win streak, tying the best single-season conference victory string in school history en route to earning Big 12 Co-Coach of the Year accolades.

The Cyclones had six conference victories, second-best in school history, and also proved to be a tough out at home, ending the season on a six-game win streak at MidAmerican Energy Field at Jack Trice Stadium, tying the school record (six) for most season victories in the stadium.

Iowa State wrapped up its second-straight bowl berth with a spot in the Valero Alamo Bowl, ending the regular season with an 8-4 mark and tying for third in the Big 12 standings (6-3).

The Cyclones appeared in all six College Football Playoff rankings behind a stingy defense and Purdy as a true freshman signal-caller.

Iowa State led the Big 12 in scoring defense (22.9) and rushing defense (115.0), holding all but two teams to below their season scoring average.

Purdy took over signal-calling duties in the season's fifth game, promptly leading the Cyclones to five-straight victories and igniting the offense. Purdy had help from All-Americans David Montgomery (RB) and Hakeem Butler (WR), who both tallied over 1,000 yards from scrimmage, the first time in school history the Cyclones had a 1,000-yard rusher and 1,000-yard receiver in the same season.

Butler shattered the school record for receiving yards in a season with 1,318 yards and was named a second-team All-American by The Athletic.

2017

Campbell's 2017 squad will be remembered for breaking through.

Picked to finish ninth in the Big 12 Conference, the Cyclones capped off their outstanding 2017 campaign with a victory in the AutoZone Liberty Bowl over Memphis, just the fourth bowl win in program history. He was named Big 12 Coach of the Year for his efforts.

Iowa State surged into AP Top 25 poll for the first time since 2005 thanks to a perfect 4-0 mark in the month of October where it defeated two Top 5 teams in Oklahoma and TCU.

Prior to the season, Iowa State was 1-56-2 all-time vs. teams ranked in the Top 5 of the AP poll, tripling its all-time career total.

The victory over No. 3 Oklahoma (38-31) in Norman was Iowa State's first win over a Top 5 opponent on the road and one of the school's signature triumphs. Iowa State followed up the OU win with a 14-7 victory over No. 4 TCU three weeks later, helping the Cyclones garner their first appearance in the College Football Playoff rankings.

Iowa State finished the 2017 season with an 8-5 overall record and an upper-half finish in the Big 12 at 5-4.

Three of ISU's wins were against ranked opponents (Oklahoma, TCU, Memphis) and five were on the road, breaking or equaling school marks in both categories.

Campbell coupled an opportunistic offense with a stingy defense for the success in 2017. ISU scored over 40 points five times during the season, tying the school record for 40-point games in a season.

Defensively, the Cyclones ranked in the Top 30 nationally in scoring defense (26th, 20.9) and turnover margin (16th, +10). The Cyclones broke school marks in fewest turnovers and fewest fumbles lost in a season, going nearly the entire year before losing their first fumble, tying the NCAA FBS all-time record along the way.

2016

Campbell's work with the Cyclones in his inaugural season proved he was the right man for the job.

Inheriting a program with depleted numbers on both sides of the ball, the Cyclones displayed gradual improvement throughout the season, as ISU compiled a 3-9 overall mark and a 2-7 record in Big 12 play.

Iowa State's offense was balanced and efficient, boasting a 1,000-yard receiver in All-Big 12 performer Allen Lazard and a rushing attack which featured three players with 500+ yards on the ground, a first in school history.

Outstanding Players....Historic Victories....Elite Recruiting

In his eight years at ISU, Campbell has mentored 13 players who have earned All-America honors, including six first-teamers in Joel Lanning, Hall, Rose, Bailey, McDonald IV and Hutchinson.

Hall is the only unanimous All-American in school history and joins Troy Davis (1995, 1996) as the only two-time consensus All-Americans in Cyclone history. Kolar is the only three-time All-American in program history.

McDonald became Iowa State's first player selected in the first round of the NFL Draft in 50 years and Hutchinson and Anthony Johnson Jr. were also picked in 2023. After T.J. Tampa's selection in 2024, Campbell has seen 11 of his cyclone players hear their names called during the NFL Draft.

Four Cyclones were drafted in 2022, including Hall as a second-round pick by the New York Jets. Kolar and Enyi Uwazurike were picked in the fourth round and Purdy in the seventh round. Allen Lazard, who was an undrafted free agent in 2018, has made his mark as a wide receiver with the Green Bay Packers and Jets.



HEAD COACH MATT CAMPBELL

Purdy has become one of the NFL's best stories, rising from the last pick of the 2022 draft to starting quarterback and MVP candidate for the San Francisco 49ers.

Campbell's first Cyclone draft pick, David Montgomery, has carved out an impressive five-year career in which he's tallied more touchdowns in the NFL (36) than any former Iowa State.

Campbell's teams have annually produced historic victories. Campbell owns 40 percent (four) of Iowa State's 10 all-time wins over ranked opponents on the road and 11 of Iowa State's 28 all-time wins over ranked opponents.

In his tenure with the Cyclones, Campbell has four wins over teams ranked in the AP Top 10. Iowa State was 8-98-2 vs. Top 10 opponents prior to his arrival.

Jack Trice Stadium has emerged as one of the toughest places to play thanks to Campbell. Since 2018, ISU is 27-12 in home games, tying a school record for home victories in a season (6) in 2018. Iowa State registered two of the school's four undefeated seasons at home vs. conference teams in back-to-back years (2020, 2021).

He has also energized a fanbase. Six of the top seven season home attendance marks have occurred in the Campbell-era, including a school-record 60,704 average in 2021, a season featuring four sellouts and a school-record 49,470 season tickets sold.

Campbell's belief system is grounded in building relationships. He has often been referred to as a players' coach. Building relationships is at the foundation of his recruiting prowess. His first eight Iowa State recruiting classes rank among the best in school history. His 2022 recruiting class was the best in program history, earning Top 25 rankings by both 247Sports and Rivals.

PRIOR TO IOWA STATE

Campbell compiled a 35-15 record in four-plus seasons as the head coach at Toledo and led the Rockets to three nine-win seasons. He coached UT in three bowls and his 2015 Rocket team played in the Boca Raton Bowl after being hired at Iowa State. Campbell's winning percentage (.700) is third-best in school history, trailing only Nick Saban (.818, 1990) and Bill Orwig (.762, 1946-47).

He was named the UT head coach in December 2011 (when Tim Beckman left), becoming the youngest head coach in the FBS by three years. Only 16 days after his promotion from offensive coordinator to head coach, Campbell led the Rockets to a 42-41 win over Air Force in the Military Bowl. Interestingly, Campbell coached the bowl game from his accustomed spot in the press box to avoid a game-day distraction. Former Cyclone assistant coach Louis Ayeni handled coaching duties on the sidelines at the bowl game.

The Military Bowl win was a springboard to many more achievements at Toledo.

Campbell's first full season as head coach (2012) included an eight-game winning streak. The Rockets upset No. 18 Cincinnati during the win streak, moved into the nation's Top 25 for the first time in more than a decade and were invited to the Famous Idaho Potato Bowl.

The 2013-14 seasons included 16 wins, shares of the MAC West Division championship both years and the establishment of a nationally respected power rushing attack. Toledo ranked 14th and 12th nationally in rushing offense those seasons. The '14 campaign ended with a 63-44 victory over Arkansas State in the GoDaddy Bowl as tailback Kareem Hunt returned from injury to rush for 271 yards and five TDs.

His 2015 Toledo team – which had to replace five offensive line starters – got the nation's attention in September with a 16-12 upset of 18th-ranked Arkansas. Following that win, the Rockets defeated Iowa State in overtime, their second Power 5 victory in a row. The 2015 Rockets ranked 27th nationally in scoring offense and 28th in scoring defense. They ran the ball (213.2) and stopped the run (115.5) and UT earned the first College Football Playoff ranking in school history.

He was honored as the 2015 MAC Coach of the Year.

PERSONAL

Campbell and his wife (Erica) have four children: Katie, Izzy, Rudy and Rocco. Campbell earned a bachelor's degree in history from Mount Union in 2002.

As a player, Campbell was a two-time All-American at Mount Union. The Massillon, Ohio, native, won three national championships and was a 2002 Academic All-American.

Campbell was inducted into the College Sports Communicators (CSC) Academic All-America Hall of Fame in 2022.

In 2021, Campbell agreed to a three-year extension to his contract through 2028.

CAMPBELL VS. OPPONENTS

Opponent	At ISU	Overall
Air Force	0-0	1-0
Akron	2-0	3-1
Arizona	0-0	0-1
Arkansas	0-0	1-0
Arkansas State	0-0	2-0
Ball State	0-0	2-2
Baylor	4-4	4-4
Bowling Green	0-0	4-0
Buffalo	0-0	2-0
BYU	1-0	1-0
Central Michigan	0-0	4-0
Cincinnati	1-0	2-1
Clemson	0-1	0-1
Coastal Carolina	0-0	1-0
Drake	1-0	1-0
Eastern Michigan	0-0	4-0
Eastern Washington	0-0	1-0
Florida	0-0	0-1
Iowa	1-6	1-6
Iowa State	0-0	1-1
Kansas	6-2	6-2
Kansas State	4-4	4-4
Kent State	0-0	2-0
Louisiana	0-1	0-1
Louisiana-Monroe	1-0	1-0
Memphis	1-1	1-1
Missouri	0-0	0-2
Navy	0-0	1-0
New Hampshire	0-0	1-0
Northern Illinois	0-0	0-4
Northern Iowa	4-1	4-1
Notre Dame	0-1	0-1
Ohio	1-1	1-1
Oklahoma	2-7	2-7
Oklahoma State	3-5	3-5
Oregon	1-0	1-0
San Jose State	1-0	1-0
Southeast Missouri	1-0	1-0
TCU	5-3	5-3
Texas	3-5	3-5
Texas Tech	5-2	5-2
UNLV	1-0	1-0
UMass	0-0	2-0
Utah State	0-0	0-1
Washington State	0-1	0-1
West Virginia	4-3	4-3
Western Michigan	0-0	3-1
Wyoming	0-0	1-0



ALL-TIME LETTERMEN

A

Brad Abbas, 1982
 Chin Achebe, 1995-96-97-98
 A.E. Adams, 1916
 Brad Adams, 2010
 Jim Affholder, 1964-65
 Dean Ahlers, 1988-89
 Pierre Aka, 2014-15-16
 Landen Akers, 2017-18-19-20
 Austin Alburts, 2008-09
 Andy Alcorn, 1992
 Howard Aldrich, 1915-16-17
 Bruce Alexander, 1953-54-55
 Ellis Alexander, 1941
 Mackenro Alexander, 2017
 Dennis Alitz, 1963-64
 Ken Allbee, 1930
 Barney Alleman, 1952-53-54
 Bill Allen, 1963-64
 Chase Allen, 2017-18-19-20-21
 Jeff Allen, 1968-69-70
 Marcus Allen, 1991-92-93-94
 Bill Allender, 1933-34-35
 Harry Alley, 1964-65
 Marley Allison, 2015
 H.P. Allstrand, 1910
 Bill Alsin, 1919-20-21
 Leslie Alt, 1924
 Alex Alvarez, 2008-09-10
 Jason Ambrosio, 1993
 Ken Ames, 1935
 George Amundson, 1970-71-72
 Mitch Amundson, 2013
 Don Andersen, 1961-62
 Bill Anderson, 1923-24
 Bob Anderson, 1957-58-59
 Cole Anderson, 2016-18
 Dawan Anderson, 1995-96-97-98
 DeCarlos Anderson, 1999
 Edwin Anderson, 1946
 Elmer Anderson, 1922-26
 Erik Anderson, 2001-02-03-04
 Ernest Anderson, 1926
 Ezeriah Anderson, 2020
 Jim Anderson, 1977
 Joe Anderson, 1923
 John Anderson, 1935-36-37
 Kent Anderson, 1983-84-85
 MJ Anderson, 2022
 Norm Anderson, 1945-46-47
 Stan Anderson, 1948
 Tom Anderson, 1987
 Dale Andrews, 1911-12
 Derek Andrews, 1979
 Tommie Andrews, 1983
 Terry Andringa, 1974
 Bob Angle, 1947-48-49
 Larry Anglin, 2002
 Sam Anker, 2010
 Breon Ansley, 1997-98-99-00
 Chris Anthony, 1997-98-99-00
 Lagrant Anthony, 1974
 Terrence Anthony, 1984-85-86
 Michal Antoine Jr., 2020-21
 Edwin Arceo, 2012-13
 David Archer, 1982-83

Jim Arenston, 1912
 Scott Armbrust, 1990-91-92
 Bill Armstrong, 1945
 Dwayne Armstrong, 1991-92
 Austen Arnaud, 2007-08-09-10
 John Arnaud, 1979-80-81-82
 Jahn Arnold, 1994
 Jesse Arnold, 2002
 Rollie Arns, 1950-51-52
 Bob Ash, 1941-42
 Roger Ashland, 1967
 Connor Assalay, 2018-19-20-21
 Gary Astleford, 1958-60-61
 Patrick Augafa, 1995-96
 Aaron Austin, 2017
 Atif Austin, 1999-00-01-02
 Owen Austrheim, 1970-71
 Dustin Avey, 1997-98-99-00
 Irving Axelson, 1924
 Edward Axtheim, 1913-14
 Gould Ayres, 1926-27
 Arnold Azunna, 2018-19-20

B

Marc Bachrodt, 1983-84-85
 Caleb Bacon, 2022-23
 Cordarius Bailey, 2018
 JaQuan Bailey, 2016-17-18-19-20
 Joshua Bailey, 2020
 Alvin Baker, 1982-83
 Bob Baker, 1968-69
 Dennis Baker, 1965-66
 Tim Baker, 1986-87-88
 Tony Baker, 1964-65
 Gabe Bakker, 2003-04
 Casey Baldwin, 2000-01-02-03
 Jim Baldwin, 1922
 Jason Bales, 1995
 Steve Balkovec, 1963-64-65
 R.J. Balthus, 1905
 Todd Bandhauer, 1995-97-98
 Dennis Bandy, 1967
 Bob Banger, 1970-71-72
 Jon Banks, 2005-06-07
 Kennard Banks, 2008-09
 Michael Banks, 1998-99-00-01
 Latrell Bankston, 2020
 David Banks-Bursey, 2002-03
 Ralph Baracz, 1969-70
 Tim Bardole, 1989
 Bill Barger, 1940-41-42
 Ben Barkema, 2004-05-06-07
 Dick Barker, 1916-17-19
 Willie Barker, 1934
 Tom Barnes, 1968-69-70
 Jared Barnett, 2011-12
 Eppie Barney, 1964-65-66
 Jim Barr, 1959
 Bob Barrow, 1939
 Jerry Bartell, 1955
 Neal Barton, 1922
 J.J. Bass, 2007-08
 Harold Bassett, 1970-71
 Sy Bassett, 1974-75
 C.E. Bates, 1921
 Phillip Bates, 2007

Jeff Bauer, 1987-88-89-90
 Ryan Baum, 2003-04-05-06
 Al Bauman, 1931-36-37
 Trey Baysinger, 2008
 George Bazik, 1937-38
 Vince Beacom, 1948-49-50
 Bruce Beaman, 1974
 Clarke Beard, 1909
 Jesse Woodrow Beard, 1935
 Jim Beasley, 1968-69
 Joe Beauchamp, 1964
 Ben Beaudet, 1997-98-99-00
 Broc Bebout, 2005
 Rocco Becht, 2023
 Adam Beck, 1987-88
 Dan Becker, 1972-73
 Jesse Beckom, 1998-99
 Johnny Behm, 1923-24-25
 Norton Behm, 1923-24-25
 Dean Beilby, 1977
 G.C. Beiter, 1907
 Frank Belichick, 1962-65
 Allen Bell, 2007-08
 Cameron Bell, 2007-08
 Bob Belluz, 1970-71
 Mark Benda, 1975-76
 Jim Benke, 1942
 Adam Benike, 2002-03
 Bryce Bennett, 1947
 Forrest Bennett, 1928-29-30
 Herschel Bennett, 1922
 Kyle Benning, 2009
 Dave Benoit, 1985-87-88-89
 Ray Benson, 1919
 Scott Benson, 1986-87
 Spencer Benton, 2016-17-18
 Ter'ran Benton, 2008-09-10-11
 Caleb Berg, 2004-05-06-07
 Paul Berger, 1932-33-34
 Walter Berger, 1922
 Randy Bern, 1987-88-89
 Jerry Berna, 1968-69-70
 Eugene Bernal, 1998
 John Berrington, 1963-64
 Jason Berryman, 2003-05
 Bill Berthusen, 1983-84-85-86
 Wayne Beske, 1968-69
 J.D. Bewley, 1994
 Jack Beyer, 1932-33
 *Sammy Beyer, 1904
 E.J. Bibbs, 2013-14
 Michael Bibbs, 2007-08
 Justin Bickham, 2019
 H.T. Bigelow, 1909
 I.O. Biggs, 1921
 D.H. Biller, 1904-05-06
 Chad Billings, 1997
 JaMaine Billups, 2000-01-02-03
 A.L. Birch, 1920
 Bob Bird, 1955-56-57
 Harold Birney, 1934
 Warren Bissell, 1920
 Aidan Bitter, 2020-22-23
 Gerrick Bivins, 1997
 Ken Bixby, 1966-67
 Rich Blabolil, 1975-76-77

Brendan Black, 2023
 Jerrod Black, 2008
 Joe Blaes, 2008
 Matt Blair, 1971-73
 Dick Blanch, 1895
 Brett Blaney, 1980-82-83
 Grant Blaney, 1955-56
 Joe Blankenship, 1986
 Troy Blankenship, 2004-05
 Chuck Blaskovich, 1972-73
 Bill Bliss, 1938-39
 Dick Bliss, 1943
 Mike Bliss, 1968-69
 Travis Block, 1988-89-90-91
 Luther Blue, 1974-75-76
 Ed Blumenstein, 1936
 Todd Blythe, 2004-05-06-07
 Shannon Boals, 1990
 Brian Bobek, 2016
 Ed Bock, 1936-37-38
 Matt Bockes, 2000-01-02-03
 Ron Bockhaus, 1978-79
 V.C. Bodwell, 1920
 Mark Boehm, 1976-77
 Eugene Boeke, 1919
 Ben Boesen, 2013-14
 Phil Bogdanovitch, 1941
 Bob Bognar, 1971
 Charley Bogwill, 1997-98
 Lloyd Bohannon, 1928
 Rob Bolks, 1973-74
 Craig Boller, 1967-68-69
 Brian Bonacci, 2015-16
 Karl Bond, 1924-25
 Mort Bonesteel, 1948
 Jim Bonifas, 2023
 Tony Booth, 1991-92-93-94
 Bob Bos, 1973-74-75
 Chris Boskey, 1978-79-81-82
 Tom Boskey, 1975-76-77-78
 Lou Bosnyak, 1942-46-48
 Marty Boswell, 1937-38-39
 Alvin Bowen, 2005-06-07
 Roger Bowen, 1930-31
 Richard Bowens III, 2018
 John Bowens, 1939
 Hillford Bowes, 1929-30
 Jason Bowman, 2018
 Robert Bowmen, 1931
 Greg Boyd, 1995-96
 Marshall Boyd, 1917-19-20
 Wes Boyer, 2010-11-12-13
 Jerry Boyington, 1968-69-70
 Randy Bozich, 1972-73
 Brent Braaksma, 2000
 Bryce Braaksma, 2006-07
 Jared Brackens, 2011-12-13-14
 Scott Bradley, 1973-74
 Benjamin Brahmer, 2023
 Calvin Branch, 1993-94
 Reid Brandenhorst, 2011
 Scott Brandt, 1983-84
 Mike Brandtner, 2006-07-08-09
 Robert Brannon, 1998-99
 Aaron Brant, 2003-04-05-06
 Michael Brantley, 1996-97-98-99



ALL-TIME LETTERMEN

Jeff Braswell, 1984-85
 Mark Brauer, 1977
 Lawrence Brazon, 1965
 Dave Brcka, 1996-97-98-99
 John Breckenridge, 1954-55
 Frank Bredahl, 1947
 Ron Bredeson, 1955-56
 Cyrus Breeden, 1916-17-18
 Bill Brennan, 1913
 Bob Brettman, 1949-50
 Carl Brettschneider, 1950-51-52
 Guy Brewer, 1897
 Eddie Bridges, 1986-87
 Phil Brinkman, 1948
 Jirehl Brock, 2020-21-22
 George Broderson, 1920-21-22
 Warren Broms, 1916-19
 Bill Brooks, 1965-66
 Earl Brooks, 2010-11
 James Brooks, 1992-93
 Deon Broomfield, 2010-11-12-13
 J.B. Brorby, 1922
 Bob Brouillette, 1969-70
 Brandon Brown, 2001-02-03-04
 Chris Brown, 2007-08
 David Brown, 2005
 Eddie Brown, 1986-88
 Harold Brown, 1982
 Howard Brown, 2022
 Hunter Brown, 1934
 Jason Brown, 1993-94-95-96
 Joe Brown, 1978-79-80-81
 Mike Brown, 1986
 Norman Brown, 1926
 Ralph Brown, 1952-53-54
 Stan Brown, 1940
 Tim Brown, 1962-63
 Tyler Brown, 2014-15
 Ira C. Brownlie, 1894
 Howard Brubaker, 1948
 Joe Brubaker, 1947-48-49
 F.W. Brugger, 1906-07
 Ernest Brun, Jr., 2012-13
 Ben Bruns, 1997-98-99-00
 Chris Brunsvold, 1996
 Bob Brutsman, 1962-63-64
 Blaise Bryant, 1989-90
 Jamarr Buchanan, 2003-04-05
 Howard Buck, 1939

Tom Buck, 1977-78-79
 Arthur Buckley, 1902
 Jared Bucksa, 1999-01
 Brett Buckner, 2011-12
 Andrew Buggs, 1989-90-91-92
 Quenton Bundrage, 2012-13
 Ben Bunte, 1963-64
 Rick Burchett, 1965-66-67
 J.W. "Joe" Burden, 1960-61
 Charlie Burge, 1911-12
 Max Burkett, 1951-52-53-54
 Gabe Burkle, 2023
 Dick Burnett, 1949
 Steve Burns, 1970-71-72
 Warren Burns, 1919
 Bob Burrell, 1939-40-41
 Brayden Burris, 2009-10-11-12
 Kenyatta Burris, 1998
 Jim Burrows, 1907
 Bob Burton, 1927-28-29
 Daniel Burton, 2013-14-15
 Mike Busch, 1986-87-88-89
 Tom Busch, 1965-67-68
 Joe Bush, 1947
 Hakeem Butler, 2016-17-18
 James Butler, 1984-85
 Zach Butler, 1999-01-02
 Marcus Butts, 1979-80-81
 Greg Buttz, 1984
 Bill Byers, 1920
 Fred Byl, 1899
 Carter Bykowski, 2008-2010-11-12
 Bill Byrus, 1950-51-52

C

Bob Caddock, 1941
 Kevin Caldwell, 1991
 Dick Callahan, 1954
 Bobby Campbell, 1994
 Craig Campbell, 1999-00-01
 George Campbell, 1971-72
 Nick Campbell, 2006
 Roy Campbell, 1901
 Sam Campbell, 1966-67-68
 Stan Campbell, 1949-50-51
 M.V. Campion, 1895
 Jake Campos, 2014-15-17
 Brian Cannon, 1970-71-72
 Gil Carafiol, 1943

Ken Caratelli, 1970-71-72
 Dean Carlson, 1970-71
 Lyle Carlson, 1956-57
 Mark Carlson, 1979-80-81-82
 Tony Carlson, 1980-81
 Adam Carper, 2005-06
 Hugh Carr, 1907
 Ray Carreathers, 1987-88
 Jordan Carstens, 2000-01-02-03
 Larry Carwell, 1964-65-66
 Jon Caspers, 2011
 Harlan Cassin, 1918
 Derrick Catlett, 2007-08-09
 John Catron, 1933-34-35
 J.H. Cave, 1902
 Dan Celoni, 1959-60-61
 Vinny Cerrato, 1977-78-80-81
 L.H. Chamberlain, 1894-95
 L.M. Chamberlain, 1900-01
 L.M. Chambers, 1899
 Mason Chambers, 2020-21-22
 Jim Champlin, 1952-53
 Justin Chandler, 2015-16
 Terry Chandler, 1962
 A.R. Chappell, 1909-10-11
 Darrell Chapper, 1976
 Martin Chase, 1924
 Bill Chauncey, 1946-47-48-49
 Dave Cheesebrough, 1978
 Dick Cherpinsky, 1951-52
 John Chism, 1965
 E.W. Church, 1920-21
 Arlen Ciechanowski, 1974
 Jerry Cimburek, 1948-50
 John Cinefro, 1986-88
 Jon Claborn, 1967
 Jim Clapper, 1960-61-62
 Ted Clapper, 1979-80-81-82
 Blake Clark, 2019-20-21-22
 Bob Clark, 1953
 Derrik Clark, 1996-97
 Fred Clausen, 1943
 Nick Clausen, 1993-94
 Ozzie Clay, 1962-63
 Dave Clayberg, 1960-61-62
 Sam Clear, 1982-83
 Mike Clemons, 1976-77-78
 Bob Clendenning, 1950-51-52
 Harold Clewis, 2000-01-02-03
 Beau Coberley, 2020-22
 B.F. Cockerell, 1909-10
 Cliff Cody, 1922-23
 Rodney, Coe 2013
 Roland "Bud" Coe, 1924-25-26
 Chuck Coey, 1952-53
 Ray Coffey, 1969
 Jeff Cole, 1991-92-93-94
 Richard Cole, 1944-45-46
 Scott Cole, 1976-77-78
 Beau Coleman, 2001-02
 Greg Coleman, 2004-05
 Justin Coleman, 2012-13
 Lon Coleman, 1972-73
 Ray Coleman, 1969
 Kevin Colon, 1985-86
 George Conditt, 1990, 1992

Frank Congiardo, 1950-51-52
 Ralph Conner, 1982-83
 Chase Contreras, 2023
 Jeremiah Cooper, 2022-23
 John Cooper, 1959-60-61
 Michael Cooper, 1994-95-96-97
 Tim Copeland, 1980
 Frank Copper, 1976-77
 Marc Cortez, 1997-98
 Lincoln Cory, 1925
 Darian Cotton, 2013-14
 Kamari Cotton-Moya, 2014-15-16-17
 D.E. Cotter, 1916
 W.O. Cotter, 1923
 William O. Cotter, 1969-70
 Theman Couch, 1969-70
 Kevin Coughlin, 1980-81
 Russ Coundiff, 1934-35
 Devlyn Cousin, 2013-14
 Lynn Cowan, 1912-13
 Warner Cowely, 1895
 Chris Cox, 1986
 Dick Cox, 1951-52-53
 Mike Cox, 1962-63-64
 Travis Cox, 1993
 John Coye, 1900-01
 Stan Cozzi, 1951-52
 E.F. Cramer, 1914
 Alva Crawford, 1912
 Larry Crawford, 1977-78-79-80
 Tim Creamsan, 1986-88
 Breion Creer, 2016
 Andrew Crenshaw, 2009
 Mark Criner, 1986
 Hal Crisler, 1943
 Steve Cromie, 1986
 Sheldon Cronney, 2017-18-19
 Carl Crowse, 1918
 Dwayne Crutchfield, 1980-81
 Bret Culbertson, 2004-05-06-07
 Cal Cummins, 1976-77
 C.W. Cunningham, 1911-13
 Jim Cunningham, 1966
 Kevin Cunningham, 1975-76-77
 Roger Cunningham, 1951-52
 Jack Currie, 1919-20-21
 Mitch Curtis, 2002
 Shawn Curtis, 2017
 Jeff Curry, 1976-77-78
 Brent Curvey, 2003-04-05-06
 Dick Cuvelier, 1976-77-78-79

D

Robert Dabney, 1986-87
 Brock Dagel, 2012-13-14
 Bill Dailey, 1936
 Dondre Daley, 2013-14-15-16
 Dan Daly, 1988
 Terry Dammann, 1988
 P.E. Damon, 1897
 Amos Dana, 1932-33
 Javon Daniels, 1998
 Preston Daniels, 1901-02-03-04
 Thadd Daniels, 2016
 Lane Danielsen, 2000-01-02-03
 Phil Danowsky, 1972-73-74



Mike Busch



ALL-TIME LETTERMEN

Darius Darks, 2008-09-10-11
 Paul Darling, 1940-41-42
 Bob Darrow, 1939
 Ole Davidson, 1897
 Anthony Davis, 1984
 Dae'Shawn Davis, 2020
 Darren Davis, 1996-97-98-99
 Drew Davis, 2012
 Frank Davis, 1913
 Harry Davis, 1907-08
 Jon Davis, 2003-04-05-06
 Sammy Davis, 1968-71
 Scott Davis, 2000
 Tommy Davis, 1981-82-83-84
 Troy Davis, 1994-95-96
 Tyrone Davis, 1988
 Will Davis, 1916-19
 W.S. Dawson, 1893
 Kelly Day, 1986
 M.R. Deakin, 1908
 Easton Dean, 2020-21-22-23
 William DeButts, 1914
 Francis DeDecker, 1945-46
 Doug Dedrick, 2007-08
 Clarence Dee, 1936-37
 John Dee, 1958
 Charles Deering, 1892
 Glenn Deffke, 1914-15
 Derek DeGennaro, 1985-86-87-88
 Hunter Dekkers, 2021-22
 F.J. Delaney, 1915
 Joe DeLaRosa, 1966
 Jack Delbridge, 1949
 Gilbert Denfield, 1915-16-19
 Bob Dennis, 1946
 Brian Dennis, 1956-57
 Clifford Dennis, 1944
 Doug Densmore, 1997-98-99-00
 Kevin DeRonde, 1998-99-00-01
 W.E. Deshler, 1901
 Dennis DiBiase, 1994-95-96
 Jim Dickerson, 1948
 George Dimitri, 1966-67-68
 Jim Dishinger, 1935-36-37
 Al Dixon, 1974-75-76
 Bill Dixon, 1931-32-33
 Tim Dobbins, 2004-05
 Fabian Dodd, 2005
 Pete Doering, 1987
 Wendell Dohrman, 1951

Jeff Dole, 1985-86-87-88
 Brian Donahue, 1999-01
 Jerry Donohue, 1956-58
 Ole Doran, 1949-50
 Jim Doran, Jr., 1987-88-89-90
 Lant Doran, 1989-90-91
 Dan Dostal, 1991-92-93-94
 Jesse Doty, 1928
 Mark DouBrava, 1989-90-91-92
 Mason DouBrava, 2023
 J.M. Dowell, 1913
 Colin Downing, 2014-15-16-17
 Trevor Downing, 2019-21-22
 Blaze Doxzon, 2023
 Todd Doxzon, 1993-94-95-96
 I.A. Dreher, 1902
 R.H. Drennan, 1904-05-06
 Marcus Dubel, 1915
 Warren Duesenberg, 1929-30-31
 Greg Dukstein, 1967-69
 Ray Dumphy, 1899
 Shane Dunlevy, 1990-92
 Corey Dunn, 2018-20-21
 Howard Dunn, 1930
 Mark Dunn, 1989-90-91
 Jake Dunning, 2013-14
 Ben Durbin, 2012
 H.E. Dyer, 1895-96-97

E

Terry Earnest, 1977-78-79
 Doug Easley, 1995-96
 Bill Easter, 1968
 Matthew Eaton, 2017-18
 Kooper Ebel, 2023
 H.N. Ebersole, 1901
 Steve Ebner, 2007
 Tad Echy, 2013-14
 Herb Eckles, 1899-1900
 Ray Eckles, 1896
 Robert Eckles, 1895-96
 Bill Edar, 1914
 Dave Eder, 1987-88-89-90
 Willis Edson, 1898
 Charles Edwards, 2017
 Don Edwards, 1986-87-88-89
 Everett Edwards, 2016
 Johannes Egbers, 2002-03-05
 Kevin Eggleston, 1983-84-85
 Paul Eichling, 1912

Emery Eichorn, 1950-51-52
 Justin Eilers, 2000-01
 Greg Eisworth II, 2018-19-20-21
 Brian Ekkelund, 2007-08-09
 Robert Ekins, 1922
 Kern Elerick, 1931
 Robert Elkins, 1933
 Dave Eller, 1957
 Roosevelt Elerbe, 1963
 F.A. Elliott, 1909
 Tom Elliott, 1968-69
 Gary Ellis, 1960-61-62
 Jacob Ellis, 2023
 James Elmore, 1996-97-98-99
 W.D. Elwood, 1904
 Bob Engebretson, 1964
 Dennis Engel, 1976-77
 Jon English, 1981-82
 Scott English, 1991
 Carson Epps, 2015-16-17-18
 Jack Erickson, 1952
 Clyde Erskine, 1916
 Louie Ervin, 1991-92
 Alex Espinoza, 1984-85-86
 Dennis Esselmann, 1965-66-67
 Arden Esslinger, 1958-59-60
 Clair Ethington, 1940-41-46
 Bob Ettinger, 1942
 Sam Etzel, 1931
 Bob Evans, 1964-65-66
 Harold Evans, 1916
 John L. Evans, 1914-15
 Seymour Evans, 1916
 W.T. Evans, 1914
 Elve Everage, 1970
 Willie Everett, 1984-85
 Vince Ewald, 2012
 Ikenna Ezeogu, 2023


F

John Falter, 1955-56-57
 W.H. Farner, 1914
 Ed Farni, 1945-46
 Tom Farniok, 2011-12-13-14
 Andrew Farrell, 1932
 Jack Fathauer, 1943-44-45-46
 Ev Faunce, 1945
 Ray Fauser, 1958
 Oliver Fay, 1898
 Burt Fayram, 1925
 Drake, Ferch, 2013-14
 Don Ferguson, 1947-48-49
 Ernest Ferguson, 2008
 Travis Ferguson, 2008
 Tom Ferree, 1958-59
 Nick Fett, 2015-16
 Jerry Fiat, 1967-68-69
 Brian Fiekema, 1965-66-67
 Jerry Finley, 1954
 B.J. "Bugs" Firkins, 1916
 Austin Fischer, 2014
 Doug Fischer, 1980-81-82-83
 Karl Fischer, 1927
 Ben Fisher, 2013
 Bob Fisher, 1924-25-26
 F.D. Fisher, 1917

Paul Fisher, 2006
 Scott Fisher, 2005-06
 Mike Fitzgerald, 1958-59-60
 Kevin Fleecs, 1994-95
 Bruce Fling, 1973
 Qujuan Floyd, 2014
 Austin Flynn, 2003-04-05-06
 Vernon Foell, 1917
 Bill Fogarty, 1957
 Mark Foley, 1987-88
 Ron Fontana, 1957
 Mike Fontanini, 1969-71
 Gerry Forge, 1973-74
 Anthony Forrest, 2001-02
 Jim Foster, 1961
 John Foster, 1915
 Sean Foster, 2017-18-20-21
 Howard Foy, 1944
 Jim Foy, 1945-48
 W. H. Frakes, 1916
 Chris Francis, 2015-16-17-18
 Rick Frank, 1985-86
 Collin Franklin, 2008-09-10
 Wallace Franklin, 2007
 Gary Fraser, 1969
 F.C. French, 1895-96
 Beau Freyler, 2021-22-23
 Nate Frere, 2006-07-08-09
 Nick Frere, 2007-08
 George Friedl, 1947-48-49
 John Fritsch, 1973-74-75
 Henry Fritzel, 1899
 Wes Fuchs, 1949
 Ed Fuller, 1939
 Kevin Fulton, 1991-92-93-94
 Robert Fulton, 1909
 R.A. Furrows, 1905
 Sherman Fyles, 1903-05

G

Larry Gaffin, 1968
 Ray Gahone, 1971
 Jerry Gair, 2004
 Ray Galbraith, 1924-25-27
 George Gallagher, 1943-44-45
 Jacob Gannon, 2011-12-13-14
 Mike Gannon, 1978
 Danny Gantt, 1983-84-85
 Ben Garbarini, 2022
 Frank Garcia, 2002
 Robby Garcia, 2014-16-17
 Dwight M. Garner, 1932-33-34
 Fred Garrin, 2007-08-09
 Artis Garris, 1992-93-94
 Morrison Garth, 1913
 Lou Gartner, 1958-59-60
 Albert Gary, 2011-12-13
 George Gast, 1941-42-43
 R.E. Gaylor, 1919
 Garlon Gaylord, 1921
 Doran Geise, 1981-82
 Pierre Gelinias, 1974-75
 Bill George, 1923
 Jeremiah George, 2010-11-12-13
 Pete Gerdorn, 1970
 Ryan Gerke, 1998-99



Alex Espinoza



ALL-TIME LETTERMEN

Bert German, 1895
 Jared Gescheidler, 2019
 Damian Gibson, 1995-96-97-98
 Dennis Gibson, 1983-84-85-86
 Gale Gibson, 1956-57-58
 Alex Giffords, 1979-80-81-82
 Jace Gilbert, 2022
 Rocky Gillis, 1978-80-81-82
 Willie Gillis, 1972-73
 Dwayne Gilyard, 1981-82-83
 Durrell Givens, 2011-12
 Duncan Glab, 1938
 Greg Gloede, 1987-88-89
 John Glofelty, 1987-88-89-90
 Mike Gnade, 1973-74-75
 Tom Goedjen, 1972-73-74
 Pete Goeser, 1957-58-59
 Joe Goldberg, 1938
 Melvin "Bud" Goltry, 1946
 Carl Gomez, 1997-98-99-00
 Kelly Goodburn, 1982
 Julian Good-Jones, 2016-17-18-19
 Dan Goodwin, 1979
 Malcolm Goodwin, 1990-91-92
 Matt Goodwin, 1989-92
 Brandon Goodyk, 1994
 Bob Graham, 2012
 Jim Graham, 1925
 M.L. Graham, 1907-08
 Tom Graham, 1959-61
 Jason Grant, 1996
 Jatairis Grant, 2017-18-19
 Walter Grant, 1978-79
 Bruce Grasser, 1961-62-63
 John Graveno, 1933
 Don Graves, 1966-67
 Doug Graves, 1938-39-40
 Jayden Gray, 2022
 Roy Gray, 1909
 Daman Green, 1996-97
 Dexter Green, 1975-76-77-78
 Eddy Green, 1948-49-50
 King Green, 1982

Bill Greene, 1908
 Conner Greene, 2018-19
 Reece "Pinky" Greene, 1922
 Tony Greene, 1981-82
 J.M. Greenfield, 1917
 Karl Greenlee, 1923
 Jace Greenwood, 1974-75-76
 Don Greenwood, 1972-73
 J. E. Greer, 1922
 Dick Grefe, 1931-32-33
 Don Grefe, 1932-35
 Derek Greiner, 2021
 Don Griswold, 2006-07
 C.J. Griffith, 1899
 John Griffith, 1947-48
 John Grifglione, 1968-69-70
 Lynn Grimes, 1925-26
 Al Grissinger, 1976-77-78
 Don Griswold, 1938-39-40
 Damien Groce, 1998-99
 Bill Gross, 1908-09
 Greg Grove, 1974-75-76
 Matt Grubb, 1989-90-91
 Tom Grundman, 1947-48-49
 Connor Guess, 2020-21-22
 Roger Guge, 1968
 Rodney Guggenheim, 1993-94-95
 Clarence Gustine, 1935-36
 Russell Gute, 1934-35
 Zach Guyer, 2011
 N.F. Guylow, 1921

H

Bobby Hackett, 1985
 L.M. Hadley, 1918-19
 C.F. Hagle, 1912
 Webb Halbert, 1947-48
 Ron Halda, 1964-65
 Scott Hale, 1973-74-75
 Breece Hall, 2019-20-21
 Daryl Hall, 1993-94
 Ted Hall, 1966-68
 Vernon Hall, 1925-26-27

Mitch Hallett, 1974
 Marquis Hamilton, 2006-07-08-09
 Kevin Hamlin, 2010
 M.J. Hammer, 1895-98
 Kurt Hammerschmidt, 2010-11-12
 Deshawn Hanika, 2020-21-22
 Wurdette Hanna, 1936
 Larry Hannahs, 1961-62-63
 Cory Hannen, 1998-99-00-01
 Dan Hanover, 1976
 Jeff Hansel, 1986
 Carson Hansen, 2023
 Jack Hansen, 1955-57
 Mike Hansen, 1995
 Scott Hansen, 1977
 G.D. Hanson, 1917
 Richard Hanson, 1983-84
 Mel Happe, 1939-40
 Ray Hardee, 1975-76-77-78
 Buddy Hardeman, 1973-75-76
 Bob Harden, 1956-57-58
 Weylan Harding, 1991-92-93
 Mitchell Harger, 2014-15-16
 Nick Harklau, 2007-08
 Ryan Harklau, 1997-98-99-00
 Howard Harlan, 1933-34
 Ray Harm, 1969-70-71
 Sam Harms, 2016-17
 Tyler Harmeyer, 2014
 Brandon Harris, 2014-15
 Ike Harris, 1971-72-73
 Jason Harris, 2006-07-08
 Jordan Harris, 2015
 Justin Harris, 2006
 Marc Harris, 1993-94-95-96
 Mike Harris, 1980
 P.J. Harris, 2013-14
 Rodney Harris, 1986-88
 Willie Harris, 1969-70
 Dan Harrison, 1936
 Maurice Harrison, 1914-16
 Kevin Hart, 1976-77
 E.C. Harte, 1909-10-11
 Ben Harvey, 1991-92-93
 Ray Harvey, 1984
 Willie Harvey, 2015-16-17-18
 George Harville, 1942
 Koby Hathcock, 2020-21
 John Hauck, 1945
 Scott Haughton, 2008-09
 Walter Haugo, 1944
 Zaimir Hawk, 2023
 Tony Hawkins, 1974-75-76
 Jace Hawley, 2011-12
 Casey Hayes, 1985-86
 Ike Hayes, 1933-34-35
 Claude Hays, 1941
 Reggie Hayward, 1997-98-99-00
 Ennis Haywood, 1998-99-00-01
 V.A. "Chick" Heater, 1916-17-18
 Jerome Heavens, 1997
 A.N. Heggen, 1908-09
 John Heggen, 1939-40-41
 George Heick, 1951-52
 Charles Heidel, 1944
 Charles Heileman, 1936-37-38

Nick Hein, 2000
 Howard Heinrich, 1956
 Byron Heitz, 1994-95
 Darrell Helgens, 1957
 H.K. Helseth, 1916
 Keith Hemingway, 1951-52
 James Henderson, 1995
 Joe Henderson, 1985-86-87-88
 Tracy Henderson, 1982-83-84
 Lance Henkel, 1991
 C.A. Henninger, 1904-05-06
 Frank Henninger, 1910-11
 Pat Henriksen, 1978
 Ray Henteges, 1922
 Chris Hentges, 1986-87-88
 Bob Herman, 1974
 Carl Herman, 1917
 Bill Herren, 1977-79
 George Hess, 1950-51
 David Heyn, 1984-86-87-88
 Do Hibbs, 1918-19-20
 LaMarcus Hicks, 2004-05
 Hayworth Hicks, 2008-2010-11
 Stavia Hicks, 2003-04-05-06
 Jayden Higgins, 2023
 Otis Higgins, 1920-21
 Terrance Highsmith, 2005
 Tom Hilden, 1968-70
 Barry Hill, 1972-73-74
 Charles Hill, 1923-24-25
 Lamont Hill, 1990-91-92-93
 Phil Hill, 1956-57-58
 Sanford Hill, 1927
 Jacob Hillmann, 2022
 Arthur Hinderman, 1918-19
 Dick Hiserodt, 1945
 Gilbert Hitch, 1929
 Stan Hixon, 1976-77-78
 Daryl Hobbs, 1953-55
 Ellis Hobbs, 2001-02-03-04
 Darryl Hobson, 1979-80-81-82
 Sam Holden, 2002
 Van Holloway, 1971-72
 Jim Hollingsworth, 1921
 Duran Hollis, 2011
 Dean Hollrah, 1977
 Allen Holman, 1926
 Earl A. Holmes, 1913-15
 Larry Holton, 1966-67-69
 Alan Hood, 1983-84-85
 Charles Hood, 1930
 Frank Hood, 1933-34
 Dave Hoover, 1961-62-63
 Dave Hoppmann, 1960-61-62
 Mike Horacek, 1993-94-95
 Brandon Horbach, 2014
 Aaron Horne, 2011-12
 Aric Horne, 2020
 Vince Horras, 2018
 Wayne Horras, 1952-53-54
 Anthony Hoskins, 1986-87-88
 H.S. Hough, 1910
 Don Houser, 1952-53
 Dick Howard, 1943-44-45-46
 Marcel Howard, 1998-99-00-01
 Ricky Howard, 2012



Stan Hixon



ALL-TIME LETTERMEN

Trevon Howard, 2022-23
 Nick Howe, 2007
 Rick Howe, 1972-73-74
 Howard Howell, 1983
 Larry Howes, 1937
 Homer Hubbard, 1905-06-07-08
 Kevin Hudson, 1995-96-97
 Robert Hudson, 2019-20
 Jarrod Hufford, 2021-22-23
 Dick Huffman, 1945
 Rocky Hugee, 1978
 Brandon Hughes, 1990-91-92-93
 Eric Huhndorf, 1984-85-86
 Matt Hulbert, 2007-08
 Jake Hummel, 2017-18-19-20-21
 Levi Hummel, 2022-23
 Brandon Hunley, 2005-06-07-08
 D.A. Hunt, 1910-11-12
 Larry Hunt, 1971-72-73
 Kent Hunter, 1986
 R.L. "Buck" Hurst, 1910-11-12
 Chase Hurtig, 2009
 Mark Huston, 1972-73-74
 Rodney Hutchins, 1980-81-83
 Xavier Hutchinson, 2020-21-22

I
 T.J. Iles, 1913
 Ivan Impson, 1930-31-32
 Michael Ingram, 1980
 Terry Ingram, 1956-57-58
 Webster Intermill, 1930
 Harold Ireland, 1943
 David Irving, 2011-12-13
 Klarence Isler, 1975
 Tim Iversen, 1983-84-85

J
 Andrew Jackson, 1985-86
 Daniel Jackson, 2021-23
 DeAndre Jackson, 2003-04-05-06
 Hez Jackson, 1996-99
 Joe Jackson, 1983-84
 Kendall Jackson, 2020-21-22
 Michael Jackson, 1998
 Cal Jacobs, 1976-78-80
 Jason Jacobs, 1982-83
 Bob Jacobson, 1949-50-51
 Steve Jacobsen, 1969-70-72
 Harry Jager, 1917
 Josh Jahlas, 2014-15-16
 Jerry Jaksich, 1973-74-75-76
 Kenneth James, 1979
 Ladislus Janda, 1916-19
 Darrell Jansonius, 1970
 Steele Jantz, 2011-12
 Paul Jarrett, 2001
 Brett Jarvis, 2005
 Vince Jasper, 1984-85-86
 Ramsey Jay, 1973-74
 Robert Jeanson, 1904-06-07
 Tim Jeffries, 1968-69
 Donnie Jennert, 2010
 Tim Jennings, 1992
 Bill Jensen, 1951-55
 Bob Jensen, 1945-46-47

Brandon Jensen, 2011-12-13-14
 Howard Jensen, 1949-50
 Mike Jensen, 1980-81
 Tony Jenson, 1979-80
 George Jessen, 1979-80-81-82
 Jim Jessen, 1947-48
 Tony Johann, 1983
 Ed John, 1913-14-15
 Al Johnson, 1976-78-79
 Anthony Johnson Jr., 2018-19-20-21-22
 Bailey Johnson, 2007-09-10
 Brandon Johnson, 2007-08
 Brian Johnson, 1977-78-79
 Bruce Johnson, 1945
 Cephus Johnson, 2002-03-04-05
 Dan Johnson, 1980-81
 Dwayne Johnson, 2002
 Harry Johnson, 1927-28-29
 Anthony "Jock" Johnson, 1968-69-70
 J.V. Johnson, 1919
 Jamahl Johnson, 2016-17-18-19
 Josh Johnson, 2018
 Leonard Johnson, 2008-09-10-11
 Lyell Johnson, 1916-17
 Mike Johnson, 2016
 Nick Johnson, 1959
 Randoon Johnson, 1988
 Russell Johnson, 1993-94
 Sedrick Johnson, 2008-09-10
 Shontrelle Johnson, 2010-11-12-13
 Steve Johnson, 1977-78
 Steve Johnson, 2006-07
 Stevie Johnson, 2000
 Ted Johnson Jr., 1990
 Tiray Johnson, 2001
 Wendell Johnson, 1932
 Judge Johnston, 1987-88-89
 W.D. Johnston, 1907-09
 D.C. Jones, 1914-15-16
 Deshaunte Jones, 2016-17-18-19
 Ed Jones, 1914-15-16
 Edwin Jones, 1987
 Fred Jones, 1967-68-69
 Houston Jones, 2007-08-09
 Jarnor Jones, 2015-16
 Jeff Jones, 1973-74-75
 John Jones, 1904-05-06
 Marshall Jones, 1920
 Ray Jones, 1914
 Trent Jones, 2022
 Willie Jones, 1971-72-73
 Martin Jordan, 1928
 F.F. Jorgenson, 1901
 Nathan Jorgenson, 1997
 Ted Jormov, 1971-72-73
 Dick Joslyn, 1944
 Willie Judd, 2000-01
 Noah Juergensen, 2020
 Chris Juhl, 1910-11

K
 Steve Karber, 1968-69-70
 Arthur Karr, 1915
 Tom Karr, 1972-73
 Dick Kasperek, 1963-65
 Preston Kaufman, 2008-09-10

Lance Keller, 1991
 Andrew Kelley, 2000
 Brett Kellogg, 2003-04
 John Kelly, 1969-71
 Kyle Kempt, 2017-18
 Earnest Kennedy, 1963-64-65
 Pat Kennedy, 1976-77-78
 Ken Keough, 1944
 Doug Keown, 1971-72
 Carl Kern, 1928-29
 Carl Kessle, 1922
 Lynn Kettleison, 1964
 James Key, 1981
 Randy Kidd, 1961-62-63
 Ed Kimbrough, 1964
 Jeff Kincart, 1980
 Ben King, 1966-67-68
 Charles King, 1938
 Gary King, 1965-66
 Kip King, 1995-96-97-98
 Ray King, 1973-74-75
 Kym-Mani King, 2019-20
 Elmer Kingery, 1925-26
 Nile Kinnick Sr., 1913-14
 Mike Kirar, 1967-68-69
 Bob Kirkpatrick, 1939-40-41
 Everett Kischer, 1936-37-38
 Tom Kiska, 1986
 A.J. Klein, 2009-10-11-12
 Joseph Klerekooper, 2008
 Ray Klootwyk, 1946-47-48
 John Klosterman, 2023
 Stevo Klotz, 2022-23
 Bill Klug, 1926
 Cory Kluver, 1996-97-98
 Mike Knapp, 2008
 Dan Kneller, 1971-72-73
 Mark Kness, 1977
 Kemp Knighten, 1996-97-98
 Josh Knipfel, 2017-18-19
 Drake Knobloch, 2023
 Kyle Knock, 1999-00-01-02
 Werner Knoop, 1924
 Carl Knop, 1944-47
 Jake Knott, 2009-10-11-12
 Jim Knott, 1991-92-93-94
 Luke Knott, 2013-14-15
 A.B. Knox, 1905
 A.R. Knox, 1908

Jim Knuth, 1979-80-82
 Randy Koch, 1975-76-78
 Ryan Kock, 2003-04-05-06
 John Koen, 1930
 Jamie Kohl, 1995-96-97-98
 Andy Kohler, 2002-04
 Tim Kohn, 1993-94-95-96
 Carter Kojer, 1943-44-46
 Charlie Kolar, 2018-19-20-21
 John Kolar, 2019
 Scott Kollman, 1975-76-77
 Mark Konopka, 1992-93-95
 Paul Konrad, 1973
 Harold Kornbaum, 1950
 Kip Koski, 1964-66
 Brent Kouba, 1991-92
 Gene Kowalski, 1952-53
 J.H. Kraft, 1909
 Merv Krakau, 1970-71-72
 Holden Kramer, 2014-15
 Harry Kraus, 1944-46
 H.R. Kregar, 1894
 Ed Krekow, 1927-28
 Keith Krepfle, 1971-72-73
 Todd Krieger, 1983-84
 Austin Krick, 2013
 Wilbur Kroeger, 1934
 Nick Kron, 2012-13
 Milton Kubicek, 1928
 Daniel Kuehl, 1910
 Matt Kuhns, 2000
 John Kulp, 1928
 Ernest Kun, 1963-64
 Dennis Kushlak, 1965
 Tayvonn Kyle, 2019-20-21-22

L
 Cleyon Laing, 2010-11-12
 Jamison Lalk, 2012-13-14
 Ben Lamaak, 2007-08-09-10
 E.W. Lambert, 1906-07-08
 Guy Lambert, 1907-08
 Jeff Lambert, 1983-85
 Mike Lamberto, 1966-67-68
 Prentis Lamont, 1958
 Ray Lampman, 1907
 Bob Lamson, 1926-27
 Chuck Lamson, 1958
 Johnnie Lang, 2018-19-20



Allen Lazard



Jean Lange, 1939-40-41
 Joel Lanning, 2015-16-17
 Bill Larkin, 1975
 Mike Larsen, 1975
 Bryan Larson, 2017
 C.H. Larson, 1923
 Craig Larson, 1958
 Elmer Larson, 1928
 Eugene Larson, 1924
 Jim Lary, 1956-57
 G.M. LaSourd, 1909
 B.J. Lattimer, 1911
 Jake Lattimer, 2010-11
 Chuck Latting, 1956-57
 Clarence Laufenfels, 1917
 Louis Laughlin, 1920-22
 Dean Laun, 1946-47-48-49
 Don Laun, 1946-48-50
 Perry Laures, 1984-85
 F.W. Law, 1907-08
 Brett Lawrence, 1983-84-85-86
 Dainein Lawry, 2014
 Allen Lazard, 2014-15-16-17
 Anthony Lazard, 2015-16
 Kevin Lazard, 1990-91-93
 Jeff Leaders, 1986
 Andy Leaders, 2004
 Mike Leaders, 1977-78-79
 Nick Leaders, 2002-03-04-05
 Mickey Leafblad, 1976-77-79
 Frankie Leaks, 1981-82
 Bobby Leath, 2015
 Bill Lechtenberg, 1939-40
 Bob Lechtenberg, 1940-42
 Andre Lee, 1996-97-98
 Isaiah Lee, 2020-21-22
 Darius Lee-Campbell, 2016
 Devin Lemke, 2013
 Greg Lempike, 1978
 Robert Lendino, 1988
 Doug Lenth, 1973-75
 Josh Lenz, 2009-10-11-12
 Matt Leo, 2018-19
 Tyler Leo, 2011
 Les Leonard, 1975
 Alex Leslie, 2014
 John Less, 1978-79-80
 Jack Lessin, 1951-52-53
 Marcus Lester, 1986
 Kurt Levetzow, 1995-96-97
 Curtis Livingston, 1983
 Braxton Lewis, 2016-17-18-19
 Cal Lewis, 1965-66-67
 Clarence Lewis, 1895
 Henry Lewis, 1971-72-73
 LaVerne Lewis, 1939-40-41
 Robert Lewis, 1998-99
 Kyle Livingston, 2010-11-12-13
 Magnus Lichter, 1932-33
 Keevin Lignons, 1978
 Marc Lillibridge, 1992-93-94
 Ray Lima, 2017-18-19
 Dick Limerick, 1961-62-63
 F.S. Linbach, 1920
 Mike Lincavage, 1993-94-95-96
 Harry Lindblom, 1926-27-28

Nick Linder, 2001-02-03
 Larry Lindgren, 1945
 F.B. Lingenfelter, 1920-21
 Jeff Lingren, 1978-79
 Herb Linn, 1975
 Cedric Linwood, 1991-93-94
 George Lirer, 1983-84-85-86
 Gary Little, 1972
 Steve Little, 1981-82-83-84
 Royal Lohry, 1940-41-42
 Jarrett Lollis, 1998-99
 William Lomax, 1927
 Ray Lombard, 1907
 Steve Loney, 1973
 Darren Longshore, 1981-82
 Roy Longstreet, 1922-23-24
 Tom Lorenz, 1968-69-70
 Donn Lorenzen, 1954-55
 Jerry Lorenzen, 1979-80-81-82
 Ralph Losee, 1956-57-58
 Ben Loth, 2013
 Dean Loucks, 1917
 Ray Lombard, 1907
 Lloyd Lounsbury, 1929
 Cris Love, 2003-04
 Zachary Lovett, 2023
 Earl Lowe, 1921
 Clint Loy, 1979
 Jeremy Loyd, 2001-02
 Vernon Loyd, 1934
 Jim Luebbers, 1982-83-84-85
 Wayne Lueders, 1963-64-65
 Gabe Luna, 2016
 Fred Lutjens, 1927-28
 Brian Lutter, 2004
 Gary Lutz, 1953-54
 Glenn Luymes, 1948
 Fred Lyford, 1895
 Jason Lyftogt, 1999-00-01
 Chris Lyle, 2007-08-09
 Wayne Lyles, 1974
 Ken Lynn, 2013-14
 R.A. Lyman, 1906
 Jim Lyons, 1954-55

M

Ira Mabie, 1905
 John Machado, 2006
 Victor Mack, 1978-79-80
 Norm Madson, 1943
 Roosevelt Maggitt, 2009-10-12
 Rick Magill, 1977
 Craig Mahoney, 1987-88-89-90
 Grant Mahoney, 2008-09-10-11
 H.A. Maine, 1898-99
 Mike Malloy, 1989-91
 Dick Mann, 1951-52
 Aaron Manning, 1985-86
 Taylor Mansfield, 2008-09-10
 Craig Manske, 1976
 Duane Marcellus, 1960
 Joe Marconi, 1970-71
 Jim Marks, 1945
 Larry Marquardt, 1971-72-73
 Cliff Mayo, 2022-23
 Bill Marsau, 1996-97-98-99
 Leo Marshall, 1958-59

Bill Martin, 1956-58
 Bobby Martin, 1972
 Charles Martin, 1956-58
 Dan Martin, 1981-82-83
 Dave Martin, 1986-87
 Eric Martin, 1994
 George Martin, 1932
 Jalen Martin, 2017
 Bob Martinson, 1970-71-72
 Terry Martinson, 1972-73
 Tom Mason, 1974-75
 W.D. Mason, 1899
 Bob Matey, 1969-70-71
 Bob Matheson, 1950-51-52
 Floyd Mattison, 2011
 Homer Mattison, 1913-14
 Mark Matuscak, 1984
 George Maurer, 1964-65-66
 Channon Mawdsley, 1984-85-86
 Elmer May, 1953-54
 Dave Mayberry, 1965-66-67
 Frank Mayer, 1923-24-25
 Antonio Mays, 1996
 Anthony Mayze, 1984-85
 J.M. McAvinchey, 1921
 Dan McAvoey, 1968
 Jon McCarthy, 1974
 Jim McCaulley, 1954-55
 Larry McCaulley, 1978-79
 E.G. McClere, 1899
 Todd McClish, 1991-92
 Ed McCoy, 1909-10
 Bill McCue, 1981-82-83-84
 Dave McCurry, 1970-71-72
 Herb McDermott, 1949-50-54
 Craig McDonald, 2021
 Dennis McDonald, 1969-70-71
 Roy McDonald, 1910-11-12
 Will McDonald IV, 2019-20-21-22
 Everett McDonnell, 1914
 Jake McDonough, 2010-11-12
 Shamus McDonough, 1979-80-81-82
 Devin McDowell, 2007-08
 Ralph McElhinney, 1904-05-06-07
 Dick McFarland, 1917
 Ron McFarland, 1973-74-75-77
 Treyveon McGee, 2022
 Jerry McGlynn, 1948-49-50
 John McGonegale, 1962
 LaVerne McGraw, 1940-41-42
 M.W. McGuire, 1918
 Azel McClrath, 1919
 Tyrone McKenzie, 2006
 E.G. McKibbin, 1920
 John McKillop, 1971-72-73
 Harold McKinley, 1913-14-15
 Mike McKnight, 1999-00
 E.M. McLaughlin, 1894
 Will McLaughlin, 2022-23
 Bobby McMillen, 2017-19
 James McMillon, 1989-91-92-93
 H.L. McRoberts, 1910
 Gilbert McQuern, 1932
 Cliff McTaggart, 1920
 Randy Means, 1969-70
 Nate Mechaelsen, 2007

Greg Meckstroth, 1978
 Ralph Meckstroth, 1978
 Brett Medders, 2014
 Howard Medin, 1939
 Bryce Meeker, 2016-17-18-19
 Royal Meeker, 1895-96-97
 Alton Meeks, 2014
 Chris Mehring, 2007
 John Meis, 1977-78
 Bill Melham, 1920
 Bob Meling, 1956
 Mel Meling, 1949-50-51
 Bob Mellgren, 1951-52
 E.A. Mellinger, 1895
 Collin Menard, 2002-03
 Myles Mendezsoo, 2022-23
 Euseph Messiah, 2007-08
 Don Metcalf, 1956-57
 Andrew Mevis, 2021
 Bret Meyer, 2004-05-06-07
 Jim Meyer, 1979-80-81-82
 Robert Meyer, 1955
 Chuck Meyers, 1980-81-82-83
 Joe Meyers, 1895
 Mitchell Meyers, 2013-14-16
 Ivory Mhoon, 1993-94
 B.O. Mickelson, 1939-40
 D.J. Miller Jr., 2019-20-21
 Harold Miller, 1933-34-35
 J. John Miller, 2011-12-13-14
 Jehn Miller, 1926-27
 Merritt Miller, 1940
 Rich Miller, 1978-79-80-81
 Sherman Miller, 1972-73-74
 Todd Miller, 1990-92-93
 Todd Miller, 2002-03-04
 Tom Miller, 1976
 Tyler Miller, 2021-22-23
 Brian Mills, 2014-15-16
 M.A. Mills, 1905
 Dan Milner, 1990-91-92
 Tarique Milton, 2018-19-20-21
 Robbie Minor, 1983-84-86
 Ben Mitchell, 1986-87-88
 Dick Mitchell, 1935
 Drew Mitchell, 2010
 Jack Mitchell, 1996
 Les Mitchell, 1970-72
 Re-al Mitchell, 2019-21
 Byron Moad, 1913
 Jim Moeller, 1960
 John Moen, 1930
 Bob Montgomery, 2000-01-02-03
 David Montgomery, 2016-17-18
 D'Vario Montgomery, 2014-15
 Jamaul Montgomery, 2000-01-02-03
 Larry Montre, 1960-61-62
 Bob Moody, 1987-88
 Barry Moore, 1981-82-83-84
 Chris Moore, 1985-86-87
 Jedd Moore, 2000
 Kelvin Moore, 1995
 Moses Moore, 1971-72-73
 Rich Moore, 1987-88
 Troy Moore, 1988-89-90
 Tyler Moore, 2022-23



ALL-TIME LETTERMEN

Shawn Moorehead, 2004-05-06
 Reggie Moore, 1999
 Edward Moosman, 1952-53
 C.J. Morgan, 2011-12
 Jordyn Morgan, 2021
 Paul Morin, 1937-38
 Cory Morrissey, 2012-13-14
 Jim Morrison, 1920-21
 Jim Morse, 1997-98-99
 Bernard Mortenson, 1943
 John A. Mortimer, 1952
 John R. Mortimer, 1961-62-63
 Ed Morton, 1974
 Matt Morton, 2009-10-11-12
 Andrew Moser, 1999-01
 Nik Moser, 2002-03-04-05
 Jerry Moses, 1972-73
 Jerry Moses Jr., 1998-99-00
 Milan Moses, 2004-05-06-07
 Durwood "Dury" Moss, 1914-15
 Al Moton, 1977-78
 Jim Mraz, 1971
 Ernest Muehler, 1938
 Chuck Muelhaupt, 1954-55-56
 Josh Mueller, 2017
 Patrick Mulcahy, 2011
 Willie Muldrew, 1966-67-68
 Greg Mulhall, 1970-71-72
 R.G. Mullen, 1914
 Dick Muller, 1969
 Dave Munger, 1956-57-58
 Geary Murdock, 1970-71-72
 Marchie Murdock, 2016-17
 J.L. Murphy, 1908
 John Murphy, 1954-55-56
 Benn Musgrave, 1980-81-82-83
 Chris Mussman, 1987-88-89-90
 T.J. Mutcherson, 2013-14
 Tendai Muyengwa, 1994
 Bill Myers, 1947-48-49
 Doug Myers, 1982-83
 Jim Myers, 1948

N

Clarence Nagel, 1912-14
 Gordon Nagel, 1929-30-31
 Sheldon Napastuk, 1993-94-95-96
 Brayden Narveson, 2019
 Eric Nasstrom, 1990-91
 W.L. "Spike" Nave, 1923-24
 Adam "Jud" Neal, 1917-19
 Brian Neal, 1977-78-80-81
 James Neal, 2023
 Patrick Neal, 2008-09-10-11
 Tom Neal, 1934-35-36
 DeVondrick Nealy, 2012-13-14
 Kenny Neil, 1977-78-80-81
 Arthur Nelson, 1917
 Bervin Nelson, 1954
 Jay Nelson, 1983
 Jim Nelson, 1977
 Karl Nelson, 1979-80-81-82
 L.A. "Bat" Nelson, 1906-07-08
 Mort Nelson, 1950
 Rony Nelson, 2011-12
 Scott Nelson, 1981-82-83

Truman Nelson, 1929-30
 Cole Netten, 2013-14-15-16
 Drake Nettles, 2020-22
 Colin Newell, 2018-19-20-21
 Harry Neyenesch, 1922-23
 Dwight Nichols, 1957-58-59
 Floyd Nichols, 1930
 T.E. Nichols, 2002
 Walter Nickel, 2005-06
 Sylvester Nickerson, 1986-87-88
 Dick Niemann, 1982
 Tim Niggeling, 1984
 Ben Nikkel, 2022-23
 Jim Nissen, 1978-79-80
 Matt Nitchie, 1990-91-93-94
 Joe Noble, 1943-44
 Jaylin Noel, 2021-22-23
 Zeb Noland, 2017
 Frank Nolte, 1929-30-31
 Dean Norman, 1948-49
 Ron Norman, 1942-46-47
 Graston Norris, 1993-94-95-96
 Reggan Northrup, 2015-16-17-18
 Cartevion Norton, 2022
 Harold Nowlin, 1920-21
 Kene Nwangwu, 2016-18-19-20

O

Bret Oberg, 1988-89
 Marv Oberg, 1934
 Mike O'Brien, 1996-97
 Dustin Ochs, 2002
 Mike O'Connell, 2007-08-09-10
 Eddie Ogamba, 2020
 Duane Ohrt, 1974
 Herb Ohrt, 1932
 Bryan Ollie, 2000-01-02-03
 Brent Olsen, 1992
 Bob Olson, 1950-51
 Collin Olson, 2018-19
 Dana Omer, 1947-48-49
 Oni Omolie, 2013-14
 James O'Neal, 1997
 Ron Onopa, 1963
 Tyler Onyedim, 2022-23
 Dmonique Orange, 2022-23
 R.E. Orr, 1919
 Dell Osborn, 1971-72-73
 Merle Osborne, 1938-39-40
 Ron Osborne, 1979-80-81-82
 Kelechi Osemele, 2008-09-10-11
 Jared Otto, 2003
 Carl Ours, 1928
 Rob Overton, 1973-74
 Fred Owen, 1899
 Garrett Owens, 2017
 Larry Owens, 1940
 Todd Oxley, 1985

P

Roscoe Packer, 1914-16
 Peyton Paddock, 2019
 Tom Padjen, 1973
 Carl Paetz, 1944-45-46
 Will Paige, 1916-19
 Cyril Palm, 1922-24

Cloyce Palmer, 1952-53
 Denny Palmer, 1954
 Mike Palmer, 1969-70
 Joe Palmisano, 1973-74-75
 Steve Paris, 2002-03-04-05
 Jacob Park, 2016-17
 Foster Parker, 1897
 Rashawn Parker, 2006-07-08-10
 Joe Parmentier, 1995-96-97-98
 Tom Parrish, 1962
 Jason Parrott, 1998
 Will Parsons, 1896
 Win Parsons, 1895-96
 Alan Patten, 1986-87-88
 Sundiata Patterson, 1990-91-92
 Jamison Patton, 2023
 Dick Paukert, 1964-65
 Lawrence Paulson, 1947-48-49
 D'Andre Payne, 2016-17-18
 Michael Payne, 1979-80
 Bob Pearson, 1943
 Terry Pearson, 1957
 Brian Peavy, 2015-16-17-18
 Chris Pedersen, 1989-90-91
 Cole Pedersen, 2020
 Gary Pedersen, 1988-90
 Scott Pederson, 1977
 Kory Pence, 2002-04-05
 Chuck Penn, 1973
 Alex Perez, 1959
 Duke Perfect, 1997
 Tyler Perkins, 2022-23
 Wayne Perr, 1967
 A.C. Perrin, 1904
 Lenzy Perrine, 1974-75-76
 Tom Perticone, 1976-77-78
 Levi Peters, 2013-14-15
 Brady Petersen, 2022-23
 Joey Petersen, 2021-22-23
 Luke Petersen, 1997
 Troy Petersen, 1991-92-93-94
 Tyler Petersen, 2011
 Zach Petersen, 2018-19-20-21
 Blake Peterson, 2021-22

Carl Peterson, 1928
 Stan Peterson, 1943
 Rich Petrovich, 1993
 Gerry Petsch, 1974-76
 La'Michael Pettway, 2019
 F.H. Pfautz, 1912
 John Pflum, 1945
 Hans Pfund, 1911-12
 Gene Phelps, 1944-45
 Jaypee Philbert, 2015
 DeAndre Phillips, 2000-01
 Henry Philmon, 1953-54-55
 Ken Pigott, 1964
 Bob Pierson, 1943
 Dale Pierson, 2014
 M.A. Piper, 1917
 Dave Pittman, 1970-71-72
 Greg Pittman, 1975
 Milton Pitts, 1985-86
 L.W. Plager, 1906
 Bill Plantan, 1952-53
 Adam Ploog, 1998
 Ron Pohl, 1956-57-58
 Andrius Poncius, 1956-57
 Fred Poole, 1934-35-36
 Don Poprilo, 1984-85
 Darien Porter, 2020-21-22-23
 Mike Posey, 1983-84
 Dan Potema, 1998
 John Pottebaum, 1948
 Jimmy Potter, 1974
 Tom Potter, 1968-69-71
 Harold Potts, 1954-55
 Henry Poullard, 2002-04
 Frank Powell, 1956-57
 Lester Powell, 1913
 Jamarcus Powers, 1998-00
 Steve Powers, 1968-69
 Tom Powers, 1972-73-74
 Carroll Preston, 1944
 Guy Preston, 1974-75-77-78
 Carl Proto, 1960-61-62
 Angelo Provenza, 1994-95



Dennis Ross

ALL-TIME LETTERMEN

Ron Puetzman, 1992
Chandler Pulvermacher, 2019
Ed Pundt, 1966-67
Myles Purchase, 2021-22-23
Brock Purdy, 2018-19-20-21
Matt Purvis, 2006-07
Jim Pusch, 1945
Jason Putz, 1993-94-95

Q

Brian Quarrie, 1970
John Quinn, 1977-79-80-81

R

Tom Radtke, 1995-96-97
Doug Ragaller, 1992-93-94
David Rahe, 2005-06
Matt Rahfaldt, 1994-95-96-97
Andrea Rainey, 2001
Sam Ramensofsky, 1963-64-65
Joey Ramos, 2019-20-21
Howard Ramsey, 1919
Tom Randall, 1974-75-76-77
Jim Randolph, 1975
Josh Rank, 1998
James Ransom, 1979-80-81-82
John Rasmess, 1923-24-25
Ned Rasmussen, 1980-81-82
Larry Ratigan, 1988-89-90-91
Josh Raven, 2007-08-09
Matt Rawley, 1951-52-53
Charles Rawn, 1942
James Reed, 1997-98-99-00
Colby Reeder, 2022
Ralph Reese, 1944
J.J. Reeve, 1910
Lew Reeve, 1912-13-14-15
Jeremy Reeves, 2009-10-11-12
Brian Reffner, 1985-86
Matt Rehberg, 1987-89-90-91
Ted Reimer, 1967-68
Bruce Reimers, 1979-81-82-83
Jake Remsburg, 2020-21-22-23
Steve Renfrow, 1987
Greg Rensink, 1977
Phil Reppert, 1906-07-08
Gordon Reupke, 1936-37-38
Darius Reynolds, 2009-10-11
Preston Rhamy, 1994-95-96-97

Jake Rhoads, 2015
Dan Rice, 1952-53
S.O. Rice, 1895
Tom Rice, 1894
Randy Richards, 1983-84-85-87
Steve Richards, 1968
Bob Richardson, 1970-71
Jamaal Richardson, 2016
Sam B. Richardson (QB), 2012-13-14-15
Sam D. Richardson (DB), 2012-13-14-15
Cliff Rick, 1958-59-60
Scott Rickard, 1999-00
A.L. Rickert, 1957
Parker Rickert, 2020
Paul Ridder, 1972-73
Jim Riding, 1944-45-46
Lester Ridley, 1991-92
I.S. "Zeke" Riggs, 1920-22
Horace Ringheim, 1909-09-11
Fred Rippele, 1955-56
Joe Rivera, 2018-19-20
Tom Roach, 1978-79-80-81
Guy Roberts, 1899
Guy T. Roberts, 1922-23-24
H.L. Roberts, 1910
Hugh Roberts, 1936
Lawrence Roberts, 1991
Mike Roberts, 1983-84-85
Marcus Robertson, 1987-88-89-90
Matt Robertson, 2003-04-05
Shane Robertson, 1991-92
Tucker Robertson, 2018-19-20-21
Alexander Robinson, 2007-08-09-10
Dan Robinson, 1967-68
Doug Robinson, 1965-66-67
Willie Robinson, 1965-66
Bill Robitaille, 1959
Otis Rodgers, 1975-76
Terron Rodgers, 1980-81
Hiram Roe, 1932-33
Orrie Roe, 1927-29
Clarence "Buck" Rogers, 1934
Charlie Rogers, 2013
Glover Rogers, 1974-75-76
Grant Rohach, 2013-14
Bob Rohwedder, 1951-52-53
Harley Rollinger, 1945-46-47
Tom Roloson, 1976
David Rom, 1977

Michael Romey, 2011
V.H. Rempel, 1920
Mike Rose, 2018-19-20-21
Sage Rosenfels, 1997-98-99-00
Dennis Ross, 1985-86-87-88
Oliver Ross, 1997
Zach Ross, 2021-22
James Roster, 1951
Mark Rothacker, 1948-49-50
Andre Roundtree, 1973-74
Matt Rouse, 1989-90-91-92
Gene Rowell, 1976
Dale Rowley, 1992-93-94-95
Athyba Rubin, 2006-07
Terry Rubley, 1977-78-79
Carl Rudi, 1922-28
Stephen Ruempolhammer, 2008-09-10-11
Rudy Ruffolo, 1995-96-97
Justin Rumpfle, 2008-09
Jim Ruprecht, 1979-80
Adam Runk, 1998-99-00-01
Jared Rus, 2020-21-22
Rowland Rushmore, 1935-36-37
Rod Rust, 1947-48
De'Monte Ruth, 2015-16-17-18
Hiawatha Rutland, 2000-01-02-03
Brandon Rutledge, 1996
I.C. Rutledge, 1907-08
R.L. Rutledge, 1910-11
Maurice Ryan, 1941-42
Trever Ryan, 2015-16-17
Matt Rysavy, 1995-96-97

S

Craig Sabatini, 1972
Erwin Sadanowiz, 1959
Cecil Sadoris, 1931
Brett Sadek, 1986-87
Jack Sadowsky V, 2023
Evan Sage, 1923
Lee Sage, 1974
Mike Sakalas, 1994-96
Tom Salerno, 1968-69-70
Abu Samal II, 2023
Ted Sandberg, 1950
Ken Sandbloom, 1986
Clyde Sanders, 1998
Eli Sanders, 2022
Lyman Sanders, 1922-23
Tim Sanders, 1993-94-95
Clive Sands, 1975
Zac Sandvig, 2007-08-09-10
Adam Sansale, 2001
C.G. Saurberg, 1908
Jason Scales, 2004-06-07-08
Joe Scates, 2019-20
Dick Scesniak, 1959-60-61
Dick Schafroth, 1965-66
Ed Schafroth, 1931-32-33
Harold Schafroth, 1934-35-36
Charles "Bud" Schalk, 1941-42
K.W. Schalk, 1913
Louis Schalk, 1916-17-18
John Scheldrup, 1956
Matt Scherbring, 2003
Ed Schillmoeller, 1950-51-52

Ed Schlenker, 1927-28-29
Tom Schmeling, 2006-07
Derec Schmidgall, 2007-08-09
Harry Schmidt, 1922-23-24
Mal Schmidt, 1949-50-51
Eric Schmitz, 2002-03
Fred Schneider, 1946
Walt Schneider, 1980-81
Maury Schnell, 1949-50-51
Bastian Schober, 2006
Jon Schnoor, 1990-91-92
George Schoel, 1942-46
Gerald Schoendfelder, 1957-59
William Scholty, 1899-01
Carl Scholz, 1919-20
Floyd Schooley, 1920-21
Greg Schoon, 1995-96-97
Keith Schrage, 1985-86
Landon Schrage, 2004-05
Larry Schreiber, 1961-62
Curt Schroeder, 2001
Keith Schroeder, 1969-70-71
Ben Schuler, 1901
Paul Schulte, 1988-89-90-91
Tom Schulting, 1986-87
Scott Schulz, 1991-92
Don Schulze, 1954
Jeremiah Schwartz, 2009
Mike Schwartz, 1976-77-78-79
Ron Schwartz, 1956
John Schweickert, 1956
Derek Schweiger, 2020-21
John Schweizer, 1970-71-72
Harold Schweppe, 1928
Patrick Scoggins, 2016
A.B. Scott, 1901
A. Floyd Scott, 1912
Anthony Scott, 1991-92-93-94
Cliff Scott, 1909-10
Walker Scott, 2006
Willie Scott, 2011-12-13
Jack Seabrooke, 1977-78-79-80
Bob Sealey, 1939-40-41
Brian Seda, 2016
Scott Seeliger, 1971
Kane Seeley, 2013-14-15-16
Kenny Segin, 2002-03-04
Don Seibold, 1942-43-46
Wayne Seibold, 1947-48
Marv Seiler, 1990-91-92
Bob Sennewald, 1951
Sam Seonbuchner, 2016-17-18
Matt Seres, 2020
Mark Settle, 1975-76-77
Keegan Shackford, 2022-23
Gage Shaeffer, 2012-13
Mel Shanda, 1943
Mike Shane, 1987-88-89
Willis Shaner, 1950
E.P. Sharp, 1909
R.G. Shaum, 1895
Sean Shaw Jr., 2019-20-21-22
Ralph Shawhan, 1926
Norville Shearer, 1932
Terry Sheffey, 1985-86
Bill Shellabarger, 1972



Jack Seabrooke



ALL-TIME LETTERMEN


Casey Shelton, 2001-02-03
 Bill Sherman, 1927
 Bob Shibley, 1952
 Clarence Shiflet, 1944
 Mike Shindelar, 1982-83
 Reggie Shoemaker, 1970-71
 Harold Shoemaker, 1917
 Burt Shoem, 1942
 Cameron Shook, 2020-22
 Jeff Shudak, 1987-88-89-90
 Eddie Shufford, 1997
 Clyde Shugart, 1937-38
 Harold Shugart, 1947
 Paul Shupe, 1951-52-56
 Deon Silas, 2021-22
 Darrell Simmons Jr., 2020-21-22-23
 Henry Simon, 2011-12
 Jeff Simonds, 1966-67-68
 David Sims, 2009-10
 Keith Sims, 1985-86-88-89
 Herb Sindt, 1922
 Chris Singleton, 2005-06-07-08
 J.R. Singleton, 2021-22-23
 Vernon Singleton, 1984
 M.L. Sink, 1921
 Doug Skartvedt, 1990-91-92-93
 Paul Skartvedt, 1994-95-96
 Vern Skripsky, 1968-69
 Kyle Slička, 2009
 Nick Slobidsky, 2007-08
 A.C. Sloss, 1911
 John Sloss, 1915-16
 Ryan Sloth, 1998-99-00
 Anthony Smith, 2023
 Bob Smith, 1929-30-31
 Dick Smith, 1933
 Donnie Smith, 1992
 Forry Smith, 1974-75
 G.A. Smith, 1899
 Gerald Smith, 1931-32-33
 Greg Smith, 1978-79
 H.M. Smith, 1904-05
 Harold Smith, 1922-23
 Holloway Smith, 1926-27
 James Smith, 2006-07-08-09
 Jesse Smith, 2006-07-08-09
 Jim Smith, 1950
 John Smith, 1983-85-86-87
 Johnny Smith III, 2000-01-02-03
 Korey Smith, 2003-05
 Kyle Smith, 2005
 Sean Smith, 2008-10
 Tom Smith, 1938-39-40
 Tyson Smith, 2000-01-02-04
 W.A. Smith, 1909-10
 Dave Smoldt, 1981-83-84
 Elwin Snell, 1935
 Roy Snell, 1968-69
 Lon Snook, 1967
 Jim Snyder, 1922-23
 Tony Sobers, 1978
 Dylan Soehner, 2017-18-19-20
 John Sokol, 1940
 John Solomon, 1975-76-77
 Jim Solus, 1978
 Quinn Sonntag, 2016-17-18

Jon Soucek, 1966
 Tom Southard, 1947-48
 Mike Sparks, 1991-92-93-94
 Oliver Sparks, 1955-56
 Roger Spaulding, 1957
 Maynard Spear, 1928-29-30
 Marcel Spears, 2016-17-18-19
 Ralph Spears, 1940
 Zack Spears, 2011
 Jon Spelman, 1959-61
 Lee Spence, 1952
 Chris Spencer, 1990-91-92
 Al Spindler, 1945
 Jack Spreen, 2014-15-16-17
 B.J. Spyskma, 1993-94-95
 Jeff St. Clair, 1994-95-96
 Cody Stafford, 2003
 Al Staidl, 1968
 Jeff Stallworth, 1979-80-81
 Rob Standard, 2013
 Dimitri Stanley, 2022-23
 Don Stanley, 1966-67
 Wayne Stanley, 1973-74-76
 Kyle Starcevic, 2016-17
 Otto Starzinger, 1901-02
 Tom Stawniak, 1984-85-86-87
 Bradd Steckmesser, 1971
 G.L. Steelsmith, 1896
 Ray Steffy, 1961-62
 Jim Stehbens, 1959
 Charles Steimle, 1962-63
 Andy Stensrud, 1997-98-99-00
 Maynard Stensrud, 1974-75-76
 Mike Stensrud, 1974-76-77-78
 Reggie Stephens, 2006-07-08-09
 Scott Stephenson, 2005-06
 Shawn Stevens, 1977
 S.W. Stevens, 1900-01
 Bob Stevenson, 1928
 Glen "Bus" Steward, 1949-50
 Lincoln Stewart, 1939-40-41
 Ty Stewart, 1991-92-93-94
 Al Stoeker, 1937
 Rob Stoffel, 1974-75-76
 Cliff Stokes, 2012-13
 Tim Stonerook, 1978-79-80
 Tom Stonerook, 1976-77-78
 Dennis Storey, 1965-66-67
 Brad Storm, 1972-73-74
 Don Stoufer, 1904-05-06
 P.L. Stow, 1914
 Otto Stowe, 1968-69-70
 Mike Strachan, 1972-73-74
 Lee Straight, 1931
 Matt Straight, 1993-94-95
 Max Strain, 1970
 Eli Strand, 1963-64
 Bill Strickler, 1908
 Paul Strohmman, 1950-54
 Cale Stubbe, 2002-03-04
 Dick Stuber, 1953
 Lloyd Studniarz, 1977-78-79-80
 Jim Stuelke, 1954-55-57
 Steve Sturek, 1959-61
 Hughes Suffren, 1985-87
 Paul Sullivan, 1959-61

Lamar Summers, 1979-81
 RJ Sumrall, 2005-06-07-08
 Drew Surges, 2023
 Jim Sutherland, 1948
 Corey Suttle, 2020
 Terry Sutton, 1970-71
 Tymar Sutton, 2017-18-19
 Mike Swale, 1952
 John Swan, 1915
 Ron Swanson, 1951
 Jim Sweeney, 1977-78-79
 Homer Sweet, 1922
 Larry Switzer, 1962-63
 Franz Swoboda, 1929-30-31
 Matt Swoyzer, 2014-15
 Martinez Syria, 2014
 Kamari Syrie, 2014

T
 Wendell Taiese, 2015
 T.J. Tampa, 2020-21-22-23
 Joe Tarr, 1899
 Simon Tarr, 1898
 Michael Tate, 2008
 Bill Taylor, 1939
 Matt Tau'fo'ou, 2010-11
 Sam Tautolo, 2011-12
 Grady Taylor, 1937
 Kurtis Taylor, 2005-07-08
 Michael Taylor, 1984-85
 Norm Taylor, 1962-63-64
 Trent Taylor, 2014
 Wilford Taylor, 1911
 Tim TeBrink, 2001-02-03-04
 R.W. Tedrick, 1904
 Rudolph Tegland, 1928-29-30
 Ed TeHeltrup, 1910
 George Tellier, 1908
 H.O. Tellier, 1901-02-03
 Harold Templeton, 1931-32
 Wilfrid Tener, 1902-03-04
 John Tenges, 1945
 Ray Tenhoff, 1941
 Mike Terrizzi, 1970-71
 Wayne Terry, 2003
 Weldon Thalacker, 1952-53-54
 Nigel Tharpe, 1997-98-99-00

Home Thayer, 1916
 Starr Thayer, 1905-07
 Don Theophilus, 1932-33-34
 Paul Thibodeaux, 1985-87-88-89
 Bob Thomas, 1968
 Clint Thomas, 1993-94
 Dean Thomas, 1942
 Ernie Thomas, 1982
 Jack Thomas, 1973-74
 Jhaustin Thomas, 2015-16
 Joshua Thomas, 2015
 Kirk Thomas, 1983-84-85
 Leonard Thomas, 1940
 Norm Thomas, 1925-26
 Steve Thomas, 1982-83
 Terry Thomas, 1996
 Matt Thomas, 2013-14
 A.J. Thompson, 1904
 Blake Thompson, 2023
 Brian Thompson, 2002-03
 E.J. Thompson, 1911
 F.E. Thompson, 1916
 Jim Thompson, 1984
 Jim Thompson, 1992-93-94
 Rickey Thompson, 2008
 Ron Thompson, 1952-53
 Tyease Thompson, 2004
 Al Thornburg, 1923-24-25
 Spencer Thornton, 2012-13-14
 Asle Thorson, 2023
 Lee Tibbs, 2007
 Kim Tidd, 1952-53-54
 Joe Tiernan, 1913
 Jerome Tiller, 2009-10-12
 Jack Tilles, 1957
 John Tillo, 1948-49-50
 Marc Timmons, 2000-01-02-03
 Brandon Tinlin, 2007
 Howard Tippee, 1943
 Obert Tisdale, 1968-69-70
 Clyde Titus, 1951
 Lowell Titus, 1949-50
 John Tjaden, 2006
 Gabe Toft, 1994
 Lawrence Tollenaere, 1943
 Kamilo Tongamaoa, 2018
 Harry Toom, 1926



Tim Van Galder



ALL-TIME LETTERMEN

Paul Trauger, 1928-29-30
 Merlin Trausch, 1965
 John Travis, 1926
 Grant Treiber, 2022-23
 J.G. Treloar, 1921
 Russ Trenary, 1939
 Vernell Trent, 2014-15-16-17
 Nigel Tribune, 2013-14-15-16
 Jack Trice, 1923
 Darrin Trieb, 1986
 Paul C. Troeger, 1909
 Ken Trommler, 1943
 Ron Trojan, 1980
 Mike Tryon, 1975-76-77
 George Tsiotsias, 1989-90
 Demond Tucker, 2015-16
 Frank Tucker, 1916-19
 Tony Tucker, 1984-85
 Tyrone Tucker, 2000
 T.J. Tuetken, 1999
 Ethan Tuftee, 2011-12-13
 Ted Tuinstra, 1965-66
 Ab Turner, 1998-99-00
 Charles Turner, 1920
 Geoff Turner, 1994
 Paul Turner, 1982
 Ray Tweeten, 1954-55
 John Tyson, 1958
 Mike Tyson, 1973

U

Oge Udeogu, 2018
 Edwin Uhl, 1913-14-15
 Chris Ulrich, 1992-93
 Bill Unsderfer, 1933
 John Usmaial, 1970
 Bob Utter, 1990-92-93
 Enyi Uwazurike, 2017-18-19-20-21

V

John Valasa, 1975
 Dick Valentine, 1930
 Caleb Van Cleave, 2004
 Tim VandeMerk, 1979
 Larry Van Der Heyden, 1958-59-60
 Kirby Van Der Kamp, 2010-11-12-13
 Matt Van Dyke, 2012
 O'Rien Vance, 2018-19-20-21-22
 V.B. Vanderloo, 1917-18-19-20
 Luke Vander Sanden, 2002-03-04
 Tim Van Galder, 1964-65-66
 Trent Van Hoosen, 1985-87-88-89
 Kevin Van Meter, 1977
 John Van Sicklen, 1962-63-64
 Doug Van Sloten, 1983-84-85
 Joe Vanstrom, 2007-08
 Kyle Van Winkle, 2006
 Gerry Vaughn, 2019-20-21-22-23
 Tom Vaughn, 1962-63-64
 Evan Vencil, 2008
 Malik Verdon, 2023
 Hugh Vickerstaff, 1937-38
 Lou Vieceil, 1978-79-80
 Boyd Viers, 2003-04
 Ralph Vincent, 1910-12
 Lindsay Vinsel, 1938-39

Howard Voelker, 1944-45
 Bob Voetberg, 1950-51
 Henry Vogelman, 1959
 Craig Volkens, 1974-76-77
 Charles Vondra, 1986-87-88-89
 Greg Vondrak, 1972
 Ron Vorwald, 1987-88
 Terry Voy, 1966-68

W

Michael Wade, 1980-81-82-83
 J.D. Waggoner, 2015-16-17
 Michael Wagner, 2000-01-02-03
 Rex Wagner, 1943-44
 Ron Wagner, 1980
 Al Waite, 1935-36-37
 Amecchie Walker, 2019
 Anthony Walker, 2007
 Derrick Walker, 1999-00
 George Walker, 1980-82-83-84
 Kyle Walker, 2009
 R.A. Walker, 1899
 Shawn Walker, 1989-90-91-92
 Walter "Bo" Walker, 1952
 Joe Wall, 1911
 Leigh "Polly" Wallace, 1917-20-21
 Seneca Wallace, 2001-02
 Andy Waller, 1968-69
 Rory Walling, 2019-20-21
 Marv Walter, 1955-56-57
 Ray Walter, 1955
 Ron Walter, 1959-60
 Derek Walters, 2003
 Charles Walton, 1961-62
 Dave Ward, 1990
 Marv Warden, 1902-03-04-05
 John Warder, 1967-68
 Steve Wardlaw, 1970-71
 Hussein Warmack, 1989-90-93
 Roger Warne, 1979-81
 Meredith Warner, 1943-44
 Curtis Warren, 1986-88
 Mike Warren, 2015-16-17-18
 Chris Washington, 1980-81-82-83
 Jacques Washington, 2010-11-12-13
 Jerry Washington, 1977-78
 Tony Washington, 1968-69-70
 Glenn Waterhouse, 1993
 Jeff Waters, 1998-99
 Dan Watkins, 1989-90-91-92
 Thaddeus Watkins, 1980
 Tom Watkins, 1958-59-60
 Ty Watley, 1996-97
 Al Watson, 1983-84-85
 Jan Watson, 2010-11-12-13
 Cleal Watts, 1923
 Tom Watts, 1904
 Jared Weaver, 2014
 Don Webb, 1958-59-60
 John Webb, 1919-20
 Ralph Weber, 1929
 Vic Weber, 1946-47
 Les Webster, 1965-66-67
 Bill Weeks, 1948-49-50
 Mark Weidemann, 1980
 Steve Weidemann, 1977-78

Eric Weiford, 1998-99-00
 Chris Weir, 2007-08
 Walter Weiss, 1926-27
 Chad Welding, 1986-87-88
 Bob Wellendorf, 1954
 Ken Wells, 1929-30-31
 Rick Wells, 1986-87
 Aaron Wendel, 2003
 W.W. Wentch, 1896
 Edwin Wernentin, 1925
 Steve Weron, 1989-90-91
 Jauan Wesley, 2014-15
 Jack West, 1937-38-39
 Jarvis West, 2011-12-13-14
 Quan West, 2013-14
 Bruce Westemeyer, 1983-84-85
 Roger Westman, 1957-58
 Ed Weyrauch, 1911-12
 Russ Whalen, 1947-48
 Charles Wheeler, 1923
 Chris Whitaker, 1999-00-02-03
 Robert Whitaker, 1920
 Darius White, 2014-15
 Dean White, 1988
 E.L. White, 1920
 James White, 2010-11-12-13
 Lawrence White, 2017-18-19-20
 Lorenzo White, 2000-01
 Rick White, 1976-77-78
 Stewart White, 1919-20
 Jack Whitver, 2001-02-03
 Ed Wiemer, 1925
 Harley Wilcox, 1929
 Dick Wilcox, 1928-29-30
 Tom Wilcox, 1971
 Henry Wilder, 1938-40
 Sy Wilhelm, 1948-50
 Doug Wilke, 1972-73
 Reggie Wilkerson, 2017
 Bill Wilkinson, 1991
 Brian Wilkinson, 1993-94
 Charles Wilkinson, 1968-69-70
 Ron Wilkinson, 1988
 Wendell "Bud" Willer, 1946
 Tom Willett, 1907
 Bob Williams, 1968-69-70
 Drenard Williams, 2006
 Ed Williams, 1994-95-96-97
 Gene Williams, 1987-88-89-90
 Jake Williams, 2008-09-10
 Jontez Williams, 2023
 Kevin Williams, 1983-84
 L.A. Williams, 1909
 Lester Williams, 1982-83-84-85
 Lopez Williams, 1987
 Mark Williams, 1973-76
 Marlowe Williams, 1932-33-34
 Mike Williams, 1974-75-76
 Otis Williams, 1902-03
 Otis Williams, 1962-63-64
 Roe Williams, 1942
 Scott Williams, 1982-83-84
 Sherman Williams, 1989-90-91-92
 Tracy Williams, 1995-96-97
 W.H. Williams, 1902
 Carson Willich, 2023

R.H. Wilmarth, 1908-09
 B.W. Wilson, 1895-96
 Ben Wilson, 1904-05-06
 Bill Wilson, 1952-53
 Darren Wilson Jr., 2019-20-21-22
 Dave Wilson, 1912
 James W. Wilson, 1895-96
 Jim Wilson, 1977-78
 Kevin Wilson, 1995-96-97-98
 Merle Wilson, 1920
 Ray Wilson, 1913-14
 Lee Wiltsie, 1943-46
 Jomal Wiltz, 2015-16
 Aaron Wimberly, 2013-14
 Will Windham, 2017-18
 Vernon Winfrey, 1949
 Jim Wingender, 1974-75
 Claire Wingert, 1922-23
 Russ Winnekins, 1984
 Jim Winstead, 1958
 Wilbur Winter, 1933-34
 B.P. Woodburn, 1921
 Steve Wirtel, 2016-17-18-19
 Mark Withrow, 1968-69-70
 Jeff Woodka, 1982-83-84-85
 Bill Wolfe, 1956
 A.E. "Deac" Wolters, 1921-22
 O.P. Woodburn, 1895
 Joe Woodley, 2000-01-02-03
 Tom Woolwine, 1971
 David Wonders, 2009
 Walker Woods, 2011-12
 Walter Woods III, 2011-12-13
 Jeff Woody, 2010-11-12-13
 Matt Word, 1999-00-01-02
 Worden, 1902
 Henry Wormhoudt, 1913
 David Worsham, 1980
 Mel Wostoupal, 1953-54-55
 Charles Wright, 1943-44-46
 James Wright, 2003-04

Y

Josh Yates, 1997
 Mike Ybarra, 1972
 Tony Yelk, 2001-02-03-04-05
 Anthony Young, 2010
 Chris Young, 2011-12
 Datrone Young, 2018-19-20-21
 Henry "Lafe" Young, 1918-19-20
 Ira Young, 1922-23
 Iseem Young, 2020
 Lance Young, 2001-02-03
 Randy Young, 1973-74-75
 Wes Young, 1919
 Roger Youngblut, 1983-84
 Jeff Yurchak, 1978

Z

Seth Zehr, 2003-04-05-06
 Hunter Zenzen, 2021-22
 Dakota Zimmerman, 2008-09-10-11
 Leland Zink, 1919
 Joel Zitek, 2008-09
 Charles Zlomke, 1945-46
** Honorary letterman*



ALL-TIME NUMBERS

0

Zachary Lovett, 2023
Beni Ngoyi, 2023
Mason Chambers, 2022
Greg Gaines III, 2022
Corey Dunn, 2020-21

1

Anthony Johnson Jr., 2022
Isheem Young, 2020-21
Tarique Milton, 2019-20-21
D'Andre Payne, 2016-17-18
Cole Netten, 2012-13-14-15-16
Joshua Thomas, 2015
Vic Holmes, 2014
Jarvis West, 2011-12-13-14
Duran Hollis, 2010
David Sims, 2009-10
Todd Blythe, 2004-05-06-07
Tyson Smith, 2000-01-02-03-04
Josh Griebahn, 2003
Steve Paris, 2001
Michael Brantley, 1995-96-97-98-99
Geoff Turner, 1994
James McMillion, 1992-93
Jay Williams, 1991
Dan Paulsen, 1990
David Knight, 1989
Eddie Brown, 1986-88
George Walker, 1982
Roger Warne, 1980-81
Bud Coe, 1926
Johnny Behm, 1925
Harry Schmidt, 1924

2

T.J. Tampa, 2022-23
Sean Shaw Jr., 2019-20-21-22
Datrone Young, 2019-20-21
Willie Harvey, 2017-18
Mike Warren, 2015-16-17-18
Jordan Harris, 2014-15
Aaron Wimberly, 2013-14
Kamari Syrie, 2013
Jansen Watson, 2010-11-12-13
Steele Jantz, 2011-12
Adrian Bennett, 2010
Sedrick Johnson, 2008-09-10
James Smith, 2005-06-07-08-09
Derron Montgomery, 2006-07
Terrance Highsmith, 2004-05
Gabe Bakker, 2003-04
Brian Thompson, 2002
Brian Johnson, 2001
Ennis Haywood, 1998-99-2000-01
Julian Cummings, 1999
Darren Davis, 1996
Kelvin Moore, 1995
Ty Stewart, 1991-92-93-94
Shannon Boals, 1987-88-89-90
Steve Weron, 1988
Jeff Bauer, 1987
Andrew Jackson, 1985-86
Kelly Goodburn, 1981-82-83
Jeff Conner, 1980
Craig Manske, 1976

Roger Burns, 1952
Don Ferguson, 1946-47-48-49
Richard Hiserodt, 1945
Johnny Behm, 1924

3

MJ Anderson, 2022
Rocco Becht, 2022-23
JaQuan Bailey, 2018-19-20
Kene Nwangwu, 2017-18-19-20
Reggie Wilkerson, 2017
Mike Johnson, 2015-16
Jake Rhoads, 2013-14-15
Grant Rohach, 2013-14-15
Drake Ferch, 2013-14
Aaron Horne, 2011-12
Kenneth Lynn, 2011
Jarvis West, 2010
Zac Sandvig, 2009-10
J.J. Bass, 2007-08
Ryan Baum, 2004-05-06
Broc Bebout, 2004-05
Bryan Ollie, 2000-01-02-03
Kyle Van Winkle, 2002-03
Damien Groce, 1998-99
Jeff St. Clair, 1993-94-95-96
Sherman Williams, 1990-91-92
James Davison, 1988
Eddie Bridges, 1986-87
Roger McCarron, 1985
Keith Schrage, 1982
Rich Miller, 1978-79-80-81
John Valasa, 1974-75-76
Gerry Hart, 1953
Rich Mann, 1950-51-52
Jim Sutherland, 1948
James Bean, 1947
Paul Gorham, 1945
Bob Lamson, 1926
Guy Roberts, 1924

4

Jeremiah Cooper, 2023
Colby Reeder, 2022
Corey Suttle, 2021
Johnnie Lang, 2019-20
Arnold Azunna, 2018-19-20
Evert Edwards, 2016-17
Zeb Noland, 2016-17-18
Sam E. Richardson, 2011-12-13-14-15
P.J. Harris, 2012-13-14
Teddy Lampkin, 2011
Devin Lemke, 2011
Anthony Young, 2010-11
Austen Arnaud, 2006-07-08-09-10
Zac Sandvig, 2007-08
DeAndre Jackson, 2005-06
Tyease Thompson, 2004
Nick Davidson, 2003-04
Michael Wagner, 2001-02-03
Sam Holden, 1998-99-2000
Derrick Walker, 1999-2000
Mikael Dorise, 1998
James O'Neal, 1996-97
Jake Hanson, 1997
Todd Doxzon, 1993-94

Calvin Branch, 1992
Shane Robertson, 1991-92
Troy Simon, 1990
Sylvester Nickerson, 1987-88
Rick Frank, 1985-86
Doug Myers, 1983
Frankie Leaks, 1981-82
Steve Johnson, 1977-78
Paul Gorham, 1948
Bob Angle, 1946
Gene Phelps, 1945
G.E. McFarland, 1927
Schwygart, 1926
William Anderson, 1924

5

Cartevious Norton, 2022-23
Myles Purchase, 2022-23
Andrew Mevis, 2021
John Kolar, 2019
Eyioma Uwazurike, 2019
Allen Lazard, 2014-15-16-17
Kamari Cotton-Moya, 2014-15-16-17
Jacques Washington, 2013
Trevor Hodge, 2013
Jeremy Reeves, 2009-10-11
Ja'Quarius Daniels, 2011
Blake Kliegl, 2010
Darius Reynolds, 2009
R.J. Sumrall, 2005-06-07-08
Ron Prelow, 2013-04-05
Todd Miller, 2000-01-02-03-04
Charles Mercer, 2002-03
Andrew Moser, 1997-98-99-2000-01
Mike Patak, 1998
Jahi Arnold, 1994-95-96
Chris Ulrich, 1992-93
Chris Pedersen, 1988-89-90-91
Lopey Williams, 1987
Kevin Colon, 1985-86
Alvin Baker, 1982
Terron Rogers, 1980-81
Scott Kollman, 1974-75-76-77
Dick Stuber, 1953
John Griffith, 1947-48
Dick Howard, 1945-46
Sielaaff, 1925
Bob Fisher, 1925
R. Malone, 1924

6

Myles Mendeszoon, 2022-23
Eli Sanders, 2022-23
Jaquan Amos, 2021
Rory Walling, 2020-21
Tymar Sutton, 2019
Re-al Mitchell, 2018-19
De'Monte Ruth, 2014-15-16-17-18
Tyler Brown, 2015
Tad Ecby, 2011-12-13-14
Kenneth Lynn, 2012-13
Darius Darks, 2009-10-11
Jason Scales, 2004-05-06-07-08
Chris Brown, 2005-06
Bobby Chalk, 2004
Todd Blythe, 2003

JaMaine Billups, 2000-01-02-03
Gabe Bakker, 2001-02
Carl Gomez, 1997-98-99-2000
Bryan Ollie, 1999
Jamar Gary, 1997
Gaston Norris, 1992-93-94-95-96
Shawn Walker, 1990-91-92
Edwin Jones, 1988-89
Brett Sadek, 1985-86-87
John Arnett, 1983
Alan Hood, 1981-82
Alex Giffords, 1979-80
Larry Crawford, 1977
John Breckenridge, 1954
Glen Steward, 1949-50
James Bean, 1948
James Dickerson, 1947
Wendell Willer, 1946
James Weingardner, 1945
Ed Krekow, 1926
Norm Thomas, 1924

7

Tanner Hughes, 2023
Malik Verdon, 2022-23
Darren Wilson Jr., 2022
Joe Rivera, 2019-20
Justin Bickham, 2019
La'Michael Pettway, 2019
Joel Lanning, 2013-14-15-16-17
Willie Harvey, 2016
Qujuan Floyd, 2015
Seth Nerness, 2015
Cliff Stokes, 2012-13
Jared Barnett, 2012
Matt Van Dyke, 2012
Darius Reynolds, 2010-11
Wes Sleeper, 2011
Jeremiah George, 2010
Kennard Banks, 2008-09
Phillip Bates, 2008
Drenard Williams, 2006-07
Bret Meyer, 2004-05-06-07
Tyler Mark, 2003-04-05
Mike Wierson, 2002-03
Matt Wood, 2001-02
Brian Thompson, 2001
Dustin Avey, 1997-98-99-2000
Andy Burbach, 1998
Todd Doxzon, 1995-96
Russell Johnson, 1993-94
Dwayne Armstrong, 1991-92
Troy Moore, 1988-89-90
Jim Doran, 1986
Daron Rice, 1985
Robbie Minor, 1982
David Holley, 1981
Alan Stephenson, 1980
Kevin Hart, 1976-77
Erwin Sadanowicz, 1955
Daryl Hobbs, 1953-54
Bob Mellgren, 1951-52
Lawrence Lindgren, 1947
Ed Farni, 1945-46
Frank Mayer, 1924



8

Greg Gaines III, 2023
 Xavier Hutchinson, 2020-21-22
 Cordarius Bailey, 2020-21
 Deshaunte Jones, 2016-17-18-19
 Jhaustin Thomas, 2015-16
 D'Vario Montgomery, 2013-14-15
 Dominic DeLira, 2015
 Kenneth Lynn, 2014
 Matthew Thomas, 2010-11-12-13
 James White, 2010-11-12-13
 Brett Bueker, 2008-09-10-11-12
 Jason Carlson, 2009
 Chris Brown, 2007-08
 Phillip Bates, 2007
 Justin Harris, 2006
 Steve Paris, 2002-03-04-05
 Austin Flynn, 2002-03-04-06
 DeAndre Phillips, 2001
 Jamarcus Powers, 1998-99-2000
 Jamaul Montgomery, 1999
 Charles Saxon, 1998
 Daman Green, 1996-97
 Greg Boyd, 1993-94-95-96
 Matt Goodwin, 1992
 Jeff Bauer, 1988-89-90
 Joe Blankenship, 1986
 Marc Bachrodt, 1983-84-85
 Rocky Gillis, 1978-79-80-81-82
 Buddy Hardeman, 1973-74-75-76
 Jerry Finley, 1954
 Bill Plantan, 1952-53
 Ted Mullen, 1951
 Bill Weeks, 1948-49-50
 Charles Heidel, 1946
 John Pflum, 1945
 G.H. Ayres, 1926
 Ralph Shawhan, 1924

9

Jayden Higgins, 2023
 Will McDonald IV, 2019-20-21-22
 Joe Scates, 2018-19-20-21
 Reggan Northrup, 2014-15-16-17-18
 Quenton Bundrage, 2012-13-14-15
 Quenton Coe, 2013
 Duran Hollis, 2011
 Jordan Doyle, 2011
 Keith Blanton, 2010
 Euseph Messiah, 2006-07-08
 Devin McDowell, 2006
 Nik Moser, 2001-02-03-04-05
 Chris Brown, 2004
 Wayne Terry, 2002-03
 Adam Runk, 1997-98-98-2000-01
 Brylan Alexander, 1999-2000
 Scott Koerselman, 1997
 James Henderson, 1995
 Ray Aguirre, 1994
 Lamont Hill, 1991-92-93
 Jeff Shudak, 1986-87-88-89-90
 Ernie Thomas, 1981-82
 Marc Bachrodt, 1981
 Jeff Grannon, 1980
 Keevin Ligons, 1978-79
 Al Johnson, 1976

Rusty Shelley, 1974
 Bruce Fling, 1973
 Brooks Young, 1955
 Eddie Anderson, 1946
 Jim Marks, 1945
 Harry Johnson, 1927
 Bob Fisher, 1926
 F. W. Greenlee, 1924

10

JJ Kohl, 2023
 Darien Porter, 2019-20-21-22-23
 Blake Clark, 2018-19-20-21-22
 Tayvonn Kyle, 2019
 Jacob Park, 2016-17
 Brian Peavy, 2014-15-16-17-18
 Jauan Wesley, 2015
 Kamari Cotton-Moya, 2013
 Rob Standard, 2011-12-13
 Jacques Washington, 2009-10-11-12
 Lonzie Range, 2008-09-10
 Cameron Bell, 2007-08
 Kyle Van Winkle, 2004-05-06
 Adam Carper, 2004-05
 Johnny Smith III, 2000-01-02-03
 Ben Stover, 2001
 Dan Salmen, 2000
 Javon Daniels, 1998
 Ben Dougherty, 1998
 Damian Brown, 1995-96-97
 Corey Lambert, 1994
 Tracy Rial, 1993-94
 Bret "Scooter" Huber, 1993
 Donnie Smith, 1992
 Mike Sparks, 1991
 Paul Blazek, 1990
 Bob Petersen, 1987-88
 Brent Berglund, 1986
 Alex Giffords, 1981-82
 Kelly Goodburn, 1980
 Mike Tryon, 1974-75-76
 John Piekieko, 1971-72-73
 Bill Redding, 1970
 Larry Holton, 1966-67
 Tom Vaughn, 1964
 Larry Switzer, 1963
 Russell Whalen, 1947
 George Schoel, 1946
 Kenneth Lynch, 1945
 Hamilton, 1925
 R.C. Walling, 1924

11

Jason Essex, 2022-23
 Nate Glantz, 2022
 Tyler Onyedim, 2021-22-23
 Lawrence White, 2017-18-19-20
 Chase Allen, 2016-17-18-19-20-21
 Gabe Luna, 2014-15-16
 Scotty Schaffner, 2015
 E.J. Bibbs, 2013-14
 Charlie Rogers, 2012-13
 Jerome Tiller, 2008-09-10-11-12
 Quenton Bundrage, 2011
 Chris Singleton, 2006-07-08
 Chris Mahoski, 2005-06-07

Matt Robertson, 2005
 Ellis Hobbs, 2001-02-03-04
 Trevor Shepperd, 2004
 Dustin Ochs, 2001-02
 Steffen Nass, 1998-99-2000
 Princeton Harris, 2000
 Jake Hanson, 1998
 Derrik Clark, 1996-97
 Duke Perfect, 1997
 Matt Straight, 1991-92-93-94-95
 Marcus Robertson, 1987-88-89-90
 Alex Espinoza, 1984-85-86
 Scott Williams, 1980-81-82
 Terry Rubley, 1976-77-78-79
 Bob Martin, 1972-73
 Rick Wuestling, 1971
 Skip Sullivan, 1970
 Tom Woolwine, 1969
 Eppie Barney, 1964-65-66
 Ken Bunte, 1963
 John Mesknes, 1948
 Robert McLuen, 1947
 Wayne Seibold, 1946
 Gordon Bowes, 1929
 Glenn Johnson, 1928
 Holloway Smith, 1926
 R.C. Greenlee, 1924

12

Hunter Dekkers, 2020-21-22
 Jacob Imming, 2022-23
 Greg Eisworth II, 2018-19-20-21
 Easton Dean, 2019
 Devon Moore, 2017-18
 Jarnor Jones, 2015-16
 Clifford Fernandez, 2016
 Holden Kramer, 2013-14-15
 Sam B. Richardson, 2011-12-13-14-15
 Wes Boyer, 2010-11-12-13
 Donnie Jennert, 2010-11
 Austin McBeth, 2010
 James Capello, 2009
 Allen Bell, 2007-08
 Taylor Bennett, 2007
 David Rahe, 2002-03-04-05-06
 David Brown, 2004
 Hiawatha Rutland, 2000-01-02-03
 Eric Perry, 2001-02
 Jason Parrott, 1998-99
 Gerin Scott, 1999
 Mitch Ryerson, 1996-97
 Corey Lambert, 1995
 Bryan Rubin, 1994
 Rich Petrovich, 1993
 Clinton Wallace, 1993
 Artis Garris, 1992
 Ty Yohe, 1990-91
 Matt Whitmire, 1989
 John Glotfelty, 1987
 Michael Brown, 1986
 Alan Hood, 1983-84-85
 Sam Clear, 1982
 David Worsham, 1980
 Greg Lempke, 1977-78
 Tom Mason, 1974-75
 Dan Fletcher, 1973

George Amundson, 1970-71-72
 Brad Steckmesser, 1968-69
 Larry Herrman, 1967
 Lou Beauchamp, 1965
 Dave Montgomery, 1964
 Steve Balkovec, 1963
 Chris Steinbach, 1947
 Harry Kraus, 1946
 Charles Heidel, 1945
 Carl Peterson, 1928-29
 Byron Cory, 1927
 Johnson, 1926
 J. Ayres, 1925
 Claire Wingert, 1924

13

Cam Smith, 2023
 Tayvonn Kyle, 2020-21-22
 Jaylin Noel, 2021-22-23
 Corey Dunn, 2018-19-20
 Jaeveyon Morton, 2018-19
 Josh Johnson, 2017-18
 Colin Downing, 2014-15-16-17
 Jordan Wallace, 2015-16
 Dondre Daley, 2012-13-14-15-16
 Ezra Reiners, 2013
 Kirby Van Der Kamp, 2010-11-12-13
 Ryan Byrne, 2010
 Mike Brandtner, 2006-07-08-09
 Kellen White, 2006
 Austin Flynn, 2005
 Brice Beck, 2005
 Justin Harris, 2004-05
 Brett Jarvis, 2004
 David Banks-Burse, 2002-03
 Andy Kohler, 2000-01
 Julian Cummings, 2000
 Kevin Hudson, 1994-95-96-97
 Josh Yates, 1995-96-97
 Bobby Campbell, 1993
 Andrew Buggs, 1988-89-90-91-92
 Ben Glispie, 1992
 Keith Kimberley, 1987
 Brian Nunez, 1980-81-82
 Pat Kennedy, 1976
 Lorenzo Johnson, 1974
 Dave McCurry, 1972
 Tony Washington, 1968-69-70
 Elmer Krekow, 1927
 Homrig, 1926
 R. A. Prunty, 1924

14

Dimitri Stanley, 2022-23
 Carson Willich, 2022-23
 Michal Antoine Jr., 2020-21
 Aidan Bouman, 2020-21
 Tory Spears, 2019
 Tarique Milton, 2017-18
 Darius Lee-Campbell, 2014-15-16-17
 Lawrence White, 2016
 Jared Brackens, 2011-12-13-14
 Chanse Creekmur, 2013
 Grant Rohach, 2012
 Deon Broomfield, 2009-10
 James Capello, 2010



ALL-TIME NUMBERS

Jeff Houk, 2010
 Chad Powell, 2009
 Michael Bibbs, 2007-08
 Houston Jones, 2005-06-07
 Tony Yelk, 2000-01-02-03-04-05
 DeAndre Jackson, 2003-04
 Jesse Arnold, 1998-2000-01-02
 Paul Conter, 2001
 Harold Clewis, 2000
 Johnny Smith III, 1999
 Dawan Anderson, 1994-95-96-97-98
 Zak Kimble, 1997
 Robby Duncan, 1993
 Marv Seiler, 1990-91-92
 Tim Creamsan, 1986-88
 Keith Fulton, 1982-83-84-85
 Ted Meyer, 1981
 Walter Grant, 1978-79
 Vinny Cerrato, 1977
 Tony Hawkins, 1974-75-76
 Randy Bozich, 1971-72-73
 Obert Tisdale, 1968-69-70
 Cal Lewis, 1965-66-67
 Otis Williams, 1962-64
 Ron Onopa, 1963
 Dennis Kushlak, 1960
 Chuck Lamson, 1958
 Charley Martin, 1956
 Willis Shaner, 1948
 James Sutherland, 1946-47
 Sanford Hill, 1927
 E. A. Anderson, 1926
 W. Sulzbach, 1924

15

Brock Purdy, 2018-19-20-21
 Myle Purchase, 2021
 Isheem Young, 2019
 Dallas Taylor-Cortez, 2018
 Stephen Pickett-Brown, 2015-16-17
 Brandon Harris, 2013-14-15-16
 Brandon Horbach, 2011-12-13-14
 Edwin Arceo, 2013
 Ben Durbin, 2012
 Chris Young, 2010-11-12
 Houston Jones, 2008-09
 Alvin Bowen, 2005-06-07
 Jerry Gair, 2004
 Tyler Lorenzen, 2004
 Seneca Wallace, 2001-02
 Broc BeBout, 2001-02-03
 Reggie Hayward, 1997-98-99-2000
 Kyle Swenor, 2000
 Kyle Bassett, 1998
 Robby Duncan, 1994-95-96
 Zak Kimble, 1995
 Brent Kouba, 1991-92
 Rich Petrovich, 1992
 John Livingstone, 1990
 Greg Gloede, 1987-88-89
 Shannon Boals, 1986
 David Little, 1985
 Trent Rubley, 1983
 Jon English, 1981-82
 Dave Jacobson, 1978-79
 Emmitt Doolin, 1973

Wendy Holloway, 1972
 Dean Carlson, 1970-71
 John Warder, 1968
 Les Webster, 1965-66-67
 Scott Schaupp, 1963
 Gary Ellis, 1961-62
 Chuck Latting, 1957
 John Holdefer, 1956
 Bryce Bennett, 1947
 Willard Sawyer, 1946
 Milton Kubicek, 1928-29
 Leslie Warburton, 1927
 Coomer, 1926
 R. Ewalt, 1925
 E. Easley, 1924

16

Wyatt Bohm, 2023
 Norris Davis Jr., 2023
 Daniel Jackson, 2020-21-22-23
 Answer Gaye, 2020-21
 Shane Starcevich, 2018-19
 Keontae Jones, 2017-18-19
 Carson Schleker, 2018
 Marchie Murdock, 2016-17
 Kyle Starcevich, 2014-15-16-17
 Vic Holmes, 2016
 Willie Harvey, 2014-15
 Wyatt Rhoads, 2015
 Ben Goaley, 2012-13
 Gage Schaeffer, 2011-12-13
 Jared Barnett, 2010-11
 Daniel Kuehl, 2008-09-10
 Josh Raven, 2008-09
 Jon Banks, 2006-07
 Grady Derheim, 2007
 Walter Nickel, 2005-06
 Durrell Williams, 2005
 Brandon Hunley, 2004
 Chris Love, 2000-01-02-03-04
 Harold Clewis, 2001-02-03
 Ron Veal, 1999-2000
 Rocco Rinaldi, 1999
 Todd Bandhauer, 1997-98
 Andrae Rainey, 1997
 Marc Harris, 1994-95-96
 Kelly Iverson, 1992
 Kevin Caldwell, 1990-91
 Bret Oberg, 1988-89
 Paul Blazek, 1988
 James Davison, 1987
 Scott Crimmins, 1984-85-86
 Jim Bordignon, 1986
 Ronnie Osborne, 1979-80-81-82
 Jeff Stallworth, 1978
 Mark Williams, 1973-74-75-76
 Bill Miller, 1970-71-72
 Bill Reding, 1968-69
 Dave Hoppmann, 1960-61-62
 Dwight Nichols, 1957-58-59
 Phil Hill, 1956
 Merle Harris, 1950
 Paul Bosholm, 1948
 Dean Laun, 1946-47
 Richard Hinkley, 1945
 Franz Swoboda, 1929

Carl Ours, 1928
 Holloway Smith, 1927
 William Graham, 1924

17

Kai Black, 2023
 Beau Freyler, 2021-22-23
 Shane Starcevich, 2020-21
 Darren Wilson Jr., 2019-20-21
 Richard Bowers III, 2017-18-19
 Garrett Owens, 2017
 Kyle Kempt, 2016-17-18
 Zach Hoover, 2016
 Jomal Wiltz, 2015-16
 Damein Lawry, 2012-13-14
 Bradley Hagerla, 2011-12
 Floyd Mattison, 2011
 Earl Brooks, 2009-10-11
 Bobby Brown, 2010
 Joel Zitek, 2006-07-08-09
 Devin McDowell, 2007-08
 Tyrone McKenzie, 2005-06
 Troy Blankenship, 2005
 Jon Warren, 2004
 Anthony Forrest, 2000-01-02-03
 Gerrin Scott, 2000-01
 Jeff Waters, 1998-99
 Adam Wagner, 1998-99
 Ben Ramundt, 1997
 Todd Bandhauer, 1995-96
 Ben Harvey, 1993
 Terence Jackson, 1991-92
 Jim Doran, 1987-88-89-90
 James Osborne, 1989
 Jeff Hansel, 1986
 Bobby Petersen, 1985
 Darryl Hobson, 1979-80-81-82
 Jerry Washington, 1977-78
 Jerry Jaksich, 1974-75-76
 Kerry Robinson, 1972
 Scott Bradley, 1972
 Mike Fontanini, 1969-70-71
 Jeff Simonds, 1966-67-68
 Herb Grigg, 1965
 Ozzie Clay, 1961-62-63
 Pete Goeser, 1960
 Terry Ingram, 1956-57-58
 Clarence Carney, 1950
 Bill Chauncey, 1946-47-48-49
 Frank DeDecker, 1945
 Forrest Bennett, 1928-29
 Carl Rudi, 1926
 E. J. Anderson, 1925
 N. Symonds, 1924

18

Benjamin Brahmer, 2023
 Ben Nikkel, 2022-23
 Ashton Cook, 2021-22
 Malik Verdon, 2021
 Devin Larsen, 2019
 Cordarius Bailey, 2017-18-19
 Hakeem Butler, 2015-16-17-18
 Michael Frankl, 2016
 Justin Stewart, 2016
 Jauan Wesley, 2014

Thomas Hall, 2013
 Albert Gary, 2010-11-12-13
 Collin Bevins, 2010
 Ryan Gent, 2010-11-12
 Wes Boyer, 2009
 Wallace Franklin, 2008
 Nate Mechaelsen, 2004-05-06-07
 Chris Singleton, 2005
 Will Lewis, 2004
 Marc Timmons, 1999-2000-01-02-03
 Jess Lowenberg, 2002
 Sage Rosenfels, 1996-97-98-99-2000
 Leonard Peel, 1998
 John Dillon, 1995
 Damian Gibson, 1994
 Scott Hoffman, 1994
 Bob Utter, 1990-91-92-93
 Ron Landphair, 1993
 Bobby Jensen, 1992
 Judge Johnston, 1987-88-89
 Brian Reffner, 1985-86
 David Archer, 1982-83
 John Quinn, 1977-78-79-80-81
 Wayne Stanley, 1972-73-74-76
 Charles Penn, 1974
 Doug Parsons, 1969-70
 Mike Guinn, 1968
 Bob McPherson, 1967
 Mike Cox, 1962
 John Cooper, 1959-60-61
 Pete Goeser, 1957-58
 Jim Kudlinski, 1956
 Charles Schreiber, 1950
 Ed Green, 1948
 George Knack, 1946-47
 Paul Trauger, 1928-29
 Kym-Mani King, 1927
 C. Ayres, 1925

19

Chase Contreras, 2023
 Ta'Shawn James, 2023
 Michael Parkes, 2023
 Jeremiah Cooper, 2022
 Beau Coberley, 2018-19-20-21-22
 Kym-Mani King, 2019-20-21
 JaQuan Bailey, 2016-17
 Trever Ryan, 2014-15-16-17
 Josh Ringelberg, 2015
 Kennan Davis, 2014
 Bryan Ajumobi, 2013
 Matt Swoyer, 2012-13
 Ben Fisher, 2010-11-12-13
 Josh Lenz, 2009-10-11-12
 Floyd Mattison, 2010
 A.J. Matthews, 2007
 Josh Griebahn, 2004-05-06-07
 Casey Baldwin, 2001-02-03
 Craig Campbell, 1999-2000-01
 Seth Moulton, 2000
 Corey Dickmeyer, 1999
 Kemp Knighten, 1994-95-96-97-98
 Jason Ambrosio, 1992-93
 Jon Schnoor, 1990-91-92
 Travis Cox, 1989
 Derek DeGennaro, 1984-85-86-87-88



ALL-TIME NUMBERS

Jerry Dammann, 1988
Tracy Henderson, 1982
Joe Brown, 1978-79-80-81
Stan Hixon, 1976
Ramsey Jay, 1973-74
Steve Jacobsen, 1969-70-71-72
Dave Hoover, 1961-62-63
Bob Shibley, 1950-51
Joseph Bush, 1947
Bryce Bennett, 1946
William Armstrong, 1945
Gilbert Hitch, 1929
Harry Lindblom, 1926
Meyers, 1925

20

Terrell Crosby Jr., 2022-23
Jace Gilbert, 2022-23
Hayes Gibson, 2020-21
Aric Horne, 2019-20-21
Aaron Austin, 2017-18
Kene Nwangwu, 2016
Joshua Bailey, 2016
Justin Webster, 2015
Matt Swayer, 2014-15
DeVondrick Nealy, 2011-12-13-14
Jake Knott, 2009-10-11-12
Brandon Hunley, 2005-06-07-08
Chad Powell, 2008
Nick Campbell, 2005
Henry Poullard, 2000-01-02-03-04
Michael Wagner, 1999-2000
Breon Anslay, 1997-98
Mike Lincavage, 1993-94-95-96
Steve Weron, 1989-90-91
Mike Brown, 1987-88
Mark Emsick, 1986
Marques Rodgers, 1985
Alvin Baker, 1983
John Arnaud, 1979-80-81-82
Lamar Summers, 1978
Mike Williams, 1973-74-75
Bob Dwyer, 1969-70
Ben King, 1968
Tom Butters, 1967
Gary King, 1965-66
Ken Bunte, 1964
Jim Lewis, 1963
Larry Switzer, 1962
Gary Theilig, 1960
Fred Rippel, 1956
Bill Molis, 1953
Bob Shibley, 1952
Don Houser, 1951
Jerry McGlynn, 1948-49-50
Ronald Norman, 1942-46-47
R.J. Tenges, 1945
Charles Heidel, 1944
Tom Bond, 1943
John Bowers, 1939
Ronald Rogers, 1938
Sam Linn, 1937
Francis Pallischreck, 1936
Slater, 1935
William Allender, 1933
Roger Bowen, 1931

John Moen, 1930
Sanford Hill, 1928
Vifquain, 1926
Walter Berger, 1924

21

Jamison Patton, 2023
Cole Pedersen, 2020-21-22
Jirehl Brock, 2019-20-21-22
Jatairis Grant, 2016-17-18-19
Tayvonn Kyle, 2018
Orion Salters, 2014-15-16
Luke Knott, 2012-13-14-15
Shontrelle Johnson, 2011-12-13
Tyler Petersen, 2010-11
Jamel Mahoney, 2008-09-10-11
Jansen Watson, 2009
Caleb Berg, 2003-04-05-06-07
Luke Johnson, 2006
Greg Coleman, 2004
Brook Richardson, 2003
Atif Austin, 1999-2000-01-02
Chad Tappendorf, 2002
Nathan Beck, 2001
Nick Hein, 1997-98-99-2000
David Whitten, 1998
Ty Watley, 1996-97
Robert Schneider, 1995
Artis Garris, 1993-94
Blaise Roberts, 1991-92
Blaise Bryant, 1989-90
Chad Welding, 1984-85-86-87-88
Dan Harris, 1983
Marc Bachrodt, 1982
Lamar Summers, 1979-80-81
Jeff Curry, 1975-76-77-78
Scott Bradley, 1973-74
Mark Votroubek, 1971
Jeff Allen, 1968-69-70
Larry Lindgren, 1967
John Warder, 1966
Ron Halda, 1964
Randy Vick, 1963
Tom Connelly, 1962
Doug Baldwin, 1956
Mike Reeves, 1955
Dan Rice, 1951-52-53
Tom Grundman, 1947-48-49
Larry Paetz, 1945-46
Howard Voelker, 1944
Meredith Warner, 1944
Bob Miller, 1943
Royal Lohry, 1940-41-42
Everett Kischer, 1936-37-38
William Allender, 1934-35
Herbert Ohrt, 1932
Sam Etzel, 1931
Hillford Bowes, 1930
Paul Hutchins, 1928
Baird, 1926
Hienton, 1925
C.M. Wheeler, 1924

22

Blake Thompson, 2022-23
Deon Silas, 2021-22

Kade Lynott, 2020-21
Coal Flansburg, 2019
O.J. Tucker, 2017-18
Arturo Romero, 2017
Mitchell Harger, 2015-16
Jack Bergstrom, 2015-16
T.J. Mutcherson, 2012-13-14
Ter'Ran Benton, 2009-10-11
James White, 2009
Jason Harris, 2006-07-08
Zac Sandvig, 2006
Brandon Gunn, 2004
T.J. Klith, 2001-02-03
Ryan Sloth, 1997-98-99-2000
Atif Austin, 1998
Jamel Joynere, 1997
Rodney Guggenheim, 1993-94-95-96
Leonard Holmes, 1991-92
Dave Eder, 1987-88-89-90
Byron Dondoyano, 1989
Aaron Manning, 1985-86
Tommy Davis, 1981-82-83-84
Kenneth James, 1979
Jed Shea, 1978
Ed Morton, 1974-75
Chuck Penn, 1973
Bill Kirk, 1971
Ralph Baracz, 1969-70
John Warder, 1967
Bruce Berge, 1966
Steve Balkovec, 1964-65
Otis Williams, 1963
George Crayton, 1962
Tom Watkins, 1959-60
Bob Harden, 1957-58
Jack Hansen, 1956
Al Rickert, 1955
Ed Green, 1950
Webb Halbert, 1947-48
Larry Lindgren, 1946
Harlan Rollinger, 1945
Harry Kraus, 1943
Charles Schalk, 1941-42
Larry Owens, 1940
Hugh Vickerstaff, 1937-38-39
Elwin Snell, 1935-36
Howard Harlan, 1932-33-34
Franz Swoboda, 1931
Paul Trauger, 1930
Arthur Boardman, 1929
Truman Nelson, 1928
R. Reighard, 1924

23

Quaron Adams, 2022-23
Will McLaughlin, 2022-23
Parker Rickert, 2019-20-21
Mike Rose, 2018-19-20-21
Matthew Eaton, 2017-18
Thadd Daniels, 2016
Clifford Kwaw-Mensah, 2014-15-16
Darian Cotton, 2011-12-13-14-15
Leonard Johnson, 2008-09-10-11
Jeremiah Schwartz, 2008-09
Stephen Johnson, 2005-06-07
Alexander Robinson, 2006

Euseph Messiah, 2004-05
Walker Scott, 2003
Dominique Flower, 2003
David Banks-Burse, 2001
Erik Anderson, 2001
Stevie Johnson, 2000
Robert Lewis, 1996-97-98-99
Josh Freed, 1998
Jason Brown, 1993-94-95-96
Lester Ridley, 1989-91-92
Adam Beck, 1987-88
Terry Sheffy, 1986
Andre Cheeks, 1985
Kevin Williams, 1983-84
Kent Anderson, 1981-82
Mike Harris, 1978-79-80
Frank Cooper, 1976-77
Steve Wilson, 1973-74
Brian Cannon, 1970-71-72
Sammy Davis, 1968
Bill Raun, 1967
Kip Koski, 1964-65-66
Dave Clayberg, 1961-62
Paul Sullivan, 1959-60
Ron Pohl, 1957-58
Chuck Latting, 1956
Gene DeKoster, 1955
Hank Philmon, 1953
Don Houser, 1952
Lee Spence, 1951
Lawrence Paulson, 1947-48-49
Merlyn Adkins, 1946
Richard Huffman, 1945
Cliff Dennis, 1944
Harold Braunstein, 1943
Leverne McGraw, 1940-41-42
David Lee, 1938-39
Bruce Miller, 1937
Harold Miller, 1933-34-35
Andrew Farrell, 1931-32
Magnus Lichter, 1930
Marvin Fitch, 1928
Zellers, 1926
Wallace, 1925
Eugene Larson, 1924

24

Abu Sama III, 2023
Treyvone McGee, 2022-23
D.J. Miller Jr., 2019-20-21
Johnnie Lang, 2017-18
Jamaal Richardson, 2015-16-17
Matthew Thomas, 2014
Martinez Syria, 2014
Caleb Leightnam, 2013
Durrell Givens, 2010-11-12
Derec Schmidgall, 2006-07-08-09
David Weber, 2009
Jake Williams, 2007
LaMarcus Hicks, 2004-05
Troy Blankenship, 2001-02-03-04
Aaron Howard, 2001
Doug Densmore, 1996-97-98-99-2000
Joe Foss, 1995
Mike Sparks, 1992-93-94
David Fiech, 1994



ALL-TIME NUMBERS

Greg Jensik, 1991
 Brandon Hughes, 1990
 James McMillion, 1989
 Anthony Benson, 1987-88
 David Eder, 1986
 Tony Tucker, 1984-85
 Jim Knuth, 1979-80-81
 Dexter Green, 1975-76-77-78
 Rob Bolks, 1971-72-73-74
 Mike Palmer, 1969-70
 Hub Nelson, 1967
 Tim Van Galder, 1964-65-66
 Ken Bunte, 1962
 Jim Watsabaugh, 1959-60-61
 Prentiss Lamont, 1957-58
 Jim Lary, 1956
 Ray Christiansen, 1954
 Melvin Meling, 1949-50-51
 Victor Weber, 1941-42-46-47
 Howard Voelker, 1945
 Stan Peterson, 1943
 Jack Wallace, 1939
 Al Waite, 1935-36-37
 Dwight Garner, 1932-33-34
 Frank Blohm, 1931
 Roger Bowen, 1930
 Andy Pontius, 1928
 Marvin Firsch, 1927
 Burt Fayram, 1925

25

Trevon Howard, 2022-23
 T.J. Tampa, 2020-21
 Tyler Rodgers, 2019-20
 Sheldon Croney, 2015-16-17-18-19
 Datrone Young, 2017-18
 Brian Mills, 2013-14-15-16
 Mike Warren, 2014
 Kyle Hatton, 2012
 Tyler Leo, 2011
 Zach Guyer, 2008-09-10-11
 Shontrelle Johnson, 2010

Nick Frere, 2004-05-06-07-08
 Lentrell Nealy, 2005
 Christopher Jones, 2002-03
 Scott Horne, 1999-2000
 Leonard Peel, 1999
 Kevin Wilson, 1995-96-97-98
 Calvin Branch, 1993-94
 Jamal Webster, 1993
 Mark DouBrava, 1988-89-90-91-92
 Casey Piper, 1987
 Joe Martin, 1986
 Byron Price, 1985
 Anthony Davis, 1983-84
 Tony Carlson, 1980-81-82
 Tom Buck, 1976-77-78-79
 Joe Palmisano, 1972-73-74-75
 Sheldon Morton, 1974
 Sammy Davis, 1971
 Ron Coleman, 1968-69
 Carroll Nast, 1965
 Scott Schaupp, 1964
 Ron Onopa, 1962
 Bill Smith, 1960-61
 Duane Marcellus, 1959
 John Breckenridge, 1955
 Donn Lorenzen, 1954
 Bo Walker, 1952
 George Hess, 1950-51
 Harold Shugart, 1947
 Bob Erwin, 1946
 Rex Wagner, 1943
 Robert Winders, 1940-41-42
 Bob Darrow, 1937-38-39
 Tom Neal, 1934-35-36
 Magnus Lichter, 1932-33
 Ken Wells, 1931
 Richard Hawk, 1930
 Warren Duesenberg, 1929
 Harold Schweppe, 1928
 Orrie Roe, 1926
 Ray Galbraith, 1924

26

Carson Hansen, 2023
 Myles Norwood, 2022-23
 Michael Tweten, 2020-21
 Anthony Johnson Jr., 2018-19-20-21
 Eli Sanders, 2021
 Nick Duehr, 2017-18
 Parker Rickert, 2017-18
 Brian Bonacci, 2015-16
 Qujuan Floyd, 2014
 Deon Broomfield, 2011-12-13
 Taylor Mansfield, 2007-08-09-10
 Jamarr Buchanan, 2001-02-03-04-05
 Scott Krava, 2004-05
 Jack Whitver, 2000-01-02-03
 Hiawatha Rutland, 1999
 Chin Achebe, 1995-96-97-98
 Chris Conrad, 1998
 Jim Knott, 1991-92-93-94
 Brandon Goodyk, 1993-94
 Matt Goodwin, 1989
 Tucker Sides, 1988
 Todd Holmes, 1986-87
 Kent Anderson, 1983-84-85
 Darren Longshore, 1980-81-82
 Mike Schwartz, 1976-77-78-79
 Neal Moses, 1973
 Ron Gattone, 1970-71
 Steve Powers, 1968-69
 Prentiss Lamont, 1956
 Chuck Gates, 1955
 Paul Johnson, 1954
 Max Persels, 1953
 Lee Spence, 1952
 Dan Rice, 1950
 Mark Rothacker, 1948
 Bill Myers, 1946-47
 Ken Trommler, 1943
 Don Seibold, 1941-42
 Milton Miletich, 1938-39
 Richard Grefe, 1930
 Robert Smith, 1929
 Donald Wilson, 1928
 John Kulp, 1927
 E.J. Anderson, 1924

Breon Ansley, 1999-2000
 Jacori Jacobs, 1998
 Nate Chown, 1996-97
 Daryl Hall, 1993-94-95
 Kevin Stewart, 1992
 Lant Doran, 1989-90-91
 Augie Gurenio, 1989
 Ray Carreathers, 1987-88
 Kyle Simmons, 1987
 Greg Gloede, 1986
 Greg Butts, 1984-85
 Tommie Andrews, 1983
 Curtis Levingston, 1982
 Tom Roach, 1978-79-80-81
 Dan Dummermuth, 1977
 Mike Tucci, 1976
 Forry Smith, 1973-74-75
 Jim Steinmueller, 1970-71-72
 Bob Thomas, 1968
 Gary Lutz, 1953-54-55
 Emory Eichhorn, 1950-51-52
 Bob Hollin, 1948
 Carl Knop, 1947
 Frank DeDecker, 1946
 Curtis Jensen, 1945
 Harle Damon, 1941
 Don Griswold, 1937-38-39-40
 Kenneth Batman, 1935-36
 Russell Gute, 1934
 Gerald Smith, 1931-32-33
 Richard Wilcox, 1930
 Lloyd Nagel, 1929
 Harold Teach, 1928
 Vernon Hall, 1927
 Winget 1925

28

Breece Hall, 2019-20-21
 Darren Davis, 1997-98-99
 Troy Davis, 1994-95-96
 Blaise Roberts, 1993
 Angelo Provenza, 1991-92
 Jason Williams, 1990
 Shawn Walker, 1989
 Tom Anderson, 1987
 Milon Pitts, 1985-86
 Joe Jackson, 1983-84
 Steve Williams, 1982
 Vinny Cerrato, 1978-79-80-81
 John Solomon, 1974-75-76-77
 Dan Becker, 1973
 Tom Hilden, 1968-69-70
 Willis Shaner, 1949-50
 Bob Angle, 1948
 Bob Dennis, 1946
 James Pusch, 1945
 Robert Lindauer, 1942
 Robert Burrell, 1939-40-41
 Harold Van De Van, 1938
 Clarence Dee, 1936
 Kroeger, 1935
 George Anderson, 1933
 Charles Doty, 1932
 Warren Duesenberg, 1931
 Leonard Rasmussen, 1930
 Edwin Schlenker, 1928-29



Mike Cox owns the distinction of having Iowa State's only officially retired jersey number (#30).

27

Vince Benetti, 2023
 Tripp Walsh, 2023
 Craig McDonald, 2020-21
 Israel Taylor, 2021
 Amechie Walker, 2018-19
 Jared Rus, 2018
 Romelo Webster, 2016-17
 Nick Leach, 2015-16-17
 Kenneth Lynn, 2015
 Kamari Syrie, 2014
 Dalton Ferch, 2013
 C.J. Morgan, 2010-11-12
 Michael Romey, 2008-09-10-11
 Brian Ekwelundu, 2009
 Steve Johnson, 2008
 Stevie Hicks, 2002-03-04-05-06
 Brian Perry, 2005-06
 Brent Alumbaugh, 2003
 Nathan Smith, 2001

ALL-TIME NUMBERS

George Schlenker, 1927
Vernon Hall, 1926
Sulzbach, 1925
Karl Bond, 1924

29

Drew Surges, 2023
Quincy Wiseman, 2022
Vonzell Kelley III, 2019-20-21
Ben Nikkel, 2021
Rory Walling, 2017-18-19
Kane Seeley, 2012-13-14-15-16
Tyler Leo, 2010
Rashawn Parker, 2006-07-08-09-10
Brian Ekwelundu, 2007-08
Brian Jansen, 2004-05
Korey Smith, 2002-03-04-05
Matt Grosserode, 2002
Jordan Wagner, 2000
Jarrett Lollis, 1998-99
Malik Aluqдах, 1997
Jason Bales, 1995
Cedric Linwood, 1990-91-92-93-94
Tim Baker, 1986-87-88-89
Jim Niggeling, 1984-85
Karl Johnson, 1982-83
Jeff Stallworth, 1979-80-81
Ray Hardee, 1975-76-77-78
Tom Goedjen, 1971-72-73-74
Cary Mueller, 1970
Tom Elliott, 1968-69
Jerry Finley, 1955
Donn Lorenzen, 1953
Dick Cherpinsky, 1951-52
Fred Schneider, 1946
Al Spindler, 1945
Harold Kornbaum, 1944
Roe Williams, 1939
Harold Alger, 1938
John Anderson, 1935-36-37
Donald Atkinson, 1936
Lawrence Pint, 1933-34
Marvin Zellar, 1932
Franz Swoboda, 1930
Franklin Nolte, 1929
Lloyd Bohannon, 1928
Walter Weiss, 1926

30

Mike Cox, 1963-64
Maury Schnell, 1949-50-51
Walter Bones, 1947
Clair Ethington, 1941-46
Lawrence Lindgren, 1945
Dick Howard, 1943-44
Joe Taylor, 1939-40
Charles Heileman, 1936-37-38
Hansen, 1935
Glenn Fitch, 1934
Robert Williams, 1933
John Cowan, 1932
Gordon Ebersole, 1931
Wayne Welty, 1930
Rudolph Tegland, 1928-29
George Booth, 1927
E.J. Anderson, 1926

Evan Sage, 1924

31

Jontez Williams, 2022-23
Virdel Edwards II, 2019-20-21
Conner Greene, 2017-18-19
Zach Jones, 2018
Josh Jahlas, 2014-15-16
Rob Myers, 2013
Rony Nelson, 2010-11-12
Matt Van Dyke, 2010-11
Justin Rumble, 2007-08-09
Ryan Kock, 2002-03-04-05-06
Chris Campbell, 2002-03
Clint Bushbaum, 1999-2000-01
Mike Banks, 1998-99-2000-01
Tracy Williams, 1993-94-95-96-97
Jay Jordan, 1990-91-92
Paul Thibodeaux, 1985-86-87-88-89
Andy Sanders, 1986
Anthony Davis, 1982
Paul Turner, 1981
Mike Bowden, 1978-79
Bill Larkin, 1974-75-76
Moses Moore, 1971-72-73
Bob Williams, 1968-69-70
Randy Calm, 1967
Tony Baker, 1964-65
John Schwieckert, 1955
Bob Clendening, 1950-51-52
Chris Steinbach, 1948
Tom Southard, 1947
Jack Fathauer, 1945-46
George Gallagher, 1944
Joe Noble, 1943
George Harville, 1941-42
Howard Buck, 1937-38-39
Arlo Miller, 1936
John Catron, 1934-35
Ike Hayes, 1933
George Paras, 1932
Alfred Bauman, 1931
Sam Etzel, 1930
Richard Valentine, 1928
Lloyd Bohannon, 1927
Sanford Hill, 1926
Norton Behm, 1924

32

Carson Brown, 2022-23
Gerry Vaughn, 2019-20-21-22-23
David Montgomery, 2016-17-18
Arnold Azunna, 2016-17
Justin Madison, 2013-14-15
Jeff Woody, 2009-10-11-12-13
Cody Ahrendt, 2010-11-12
Ter'Ran Benton, 2008
Hunter Burke, 2008
Milan Moses, 2003-04-05-06-07
Josh Raven, 2005-06-07
Josh Hargis, 2004
Chris Buesing, 2001-02-03
J.J. Moses, 1998-99-2000
Preston Rhamy, 1993-94-95-96-97
Weylan Harding, 1990-91-92-93
Ron Wilkinson, 1988-89

Tom Kiska, 1986-87
Don Popriolo, 1984-85
Jason Jacobs, 1983
Jerry Lorenzen, 1979-80-81-82
Kevin Washington, 1978
Cal Cummins, 1975-76-77
Jerry Moses, 1971-72-73-74
Mike Zuk, 1970
Larry Holton, 1969
Randy Calm, 1968
Ben King, 1966-67
Jim Lewis, 1964-65
Bill King, 1962-63
J.W. Burden, 1959-60-61
Don Webb, 1958
Dave Munger, 1956
Donn Lorenzen, 1955
Max Burkett, 1951-52-53-54
Jim Foster, 1949
Roger Lindblom, 1947
Dick Cole, 1945-46
Ed Abrahamson, 1944
LeRoy Wiltzie, 1943
Burt Shoen, 1942
Phillip Bogdanovitch, 1941
Tom Smith, 1938-39
Al Bauman, 1936-37
Russell Norgordt, 1934-35
Robert Beatty, 1932-33
Leonard Rasmussen, 1931
Andrew Farrell, 1930
Gordon Nagel, 1929
Fred Lutjens, 1928

33

Arlen Harris Jr., 2023
Jack Sadowsky V, 2023
Mason Chambers, 2020-21
Cale Anthony, 2021
Braxton Lewis, 2015-16-17-18-19
Tyler Brown, 2013-14
Josh Jahlas, 2012-13
Nathan Cork, 2011
Gary Gregg, 2010
Alexander Robinson, 2007-08-09-10
Zach Hunt, 2007
David Brown, 2005
A.J. Haase, 2005
Brandon Brown, 2001-02-03-04
Chris Campbell, 2004
Larry Anglin, 2000-01-02
Jedd Moore, 1998-99-2000
Andre Lee, 1998
Jerome Heavens, 1996-97
Bret "Scooter" Huber, 1994
Kevin Lazard, 1989-90-91-92-93
Joe Henderson, 1986-87-88
Kirk Thomas, 1981-82-83-84-85
Mike Payne, 1979-80
Tom Perticone, 1976-77-78
Mike Strachan, 1972-73-74
Dennis McDonald, 1969-70-71
Roger Guge, 1968
Willie Robinson, 1965-66-67
Dick Limerick, 1961-62-63

Mickey Fitzgerald, 1958-59-60
Jim Lary, 1957
Marv Walter, 1956
Bill Jensen, 1955
Stan Cozzi, 1951-52
Don Laun, 1950
Ed Green, 1949
Joe Brubaker, 1947
Charles Wright, 1944-46
George Gallagher, 1945
Mel Shanda, 1943
Paul Darling, 1940-41-42
Lindsay Vinsel, 1938-39
Clarence Dee, 1937
Darrel Johnson, 1935-36
Hunter Brown, 1934
George Martin, 1932
Harold Walker, 1930
Max Rieke, 1929
Carl Rudi, 1928
Robert Lamson, 1927
Karl Fischer, 1926
Cyril Palm, 1924

34

Blaze Doxzon, 2020-21-22-23
JJ Jean-Louis, 2023
O'Rien Vance, 2017-18-19-20-21-22
Charles Peeler, 2017
Nigel Tribune, 2013-14-15-16
Austin Fischer, 2013-14-15
Drake Ferch, 2012
Thad Satre, 2010
Bo Williams, 2008-09-10
Nick Harklau, 2005-06-07-08
Mitchell Moore, 2006
Matt Scribbins, 2005
Chip Smith, 2003
Royce Hooks, 2000-01
Jim Morse, 1996-97-98-99
Bernard Manson, 1996
Angelo Provenza, 1994-95
Hussein Warmack, 1989-90-91-93
Nick Broyles, 1992
Chris Hentges, 1987-88
Mark Criner, 1986
Derrick Sperling, 1984
Harold Brown, 1982
Micheal Ingram, 1980-81
Ernie Thomas, 1979
Mike Clemmons, 1976-77-78
Jim Wingender, 1972-73-74-75
Mike Terrizzi, 1968-69
Jerry Fiat, 1967
Alan Staidl, 1966
Dave Montgomery, 1963
Terry Chandler, 1960-61-62
Roger Spaulding, 1957
Marv Walter, 1955
Roger Harrington, 1954
Fred Beuttler, 1952-53
Al Stevenson, 1951
Jerry Cimburek, 1948-49-50
Robert J.P. Jensen, 1947
Ray Klootwyk, 1946
James Foy, 1945



ALL-TIME NUMBERS

Richard Caddock, 1941-42
Clair Ethington, 1940
Bob Moody, 1938-39
Rowland Rushmore, 1935-36-37
Hilary Ryan, 1937
Frank Hood, 1933-34
Ivan Impson, 1930-31-32
R.E. Grimes, 1926
J. Rasmess, 1924

35

Dominic Sisneros, 2023
Jacob Ellis, 2022
Caden Kock, 2022-23
Tyler Moen, 2020-21
Jake Hummel, 2017-18-19-20
Ethan Staskewicz, 2016
Levi Peters, 2012-13-14-15
Vince Ewald, 2008-09-10-11-12
Jay Brummel, 2009
Joe Cicciarelli, 2008
Chris Mehring, 2005-06-07
Jason Harris, 2005
Brandon Joyce, 2003
Quinton Jason, 2002-03
Cale Stubbe, 2000-01
Andrae Rainey, 1998-99-2000-01
Royce Hooks, 1999
Matt Sparks, 1997
Tendai Muyengwa, 1993-94
Lou Ervin, 1991-92
Tim Done, 1990
Randono Johnson, 1988-89
Edwin Jones, 1987
Terrence Anthony, 1984-85-86
Mark Perry, 1981-82-83
Kevin Coughlin, 1980
Steve Meinen, 1978-79
Rick Blabolil, 1974-75-76-77
Paul Konrad, 1973
George Campbell, 1971-72
Tom Fitzpatrick, 1970
Ray Coffey, 1967-68-69
Terry Voy, 1966
Ron Halda, 1965
Tom Vaughn, 1962-63
Don Hyer, 1961
Steve Sturek, 1959-60
Jerry Donahue, 1955
Dick Wager, 1954
Arlyn Anderson, 1953
Paul Ray Shupe, 1952
Jim Robertson, 1950-51
Jack Delbridge, 1949
Ray Klootwyk, 1947-48
Don Seibold, 1943-46
Joe Noble, 1944
Ellis Alexander, 1940-41-42
Martin Boswell, 1937-38-39
Burdette Hanna, 1935-36
Charles Hanna, 1934
Russell Gute, 1932-33
Wendell Johnson, 1930
Elmer Kingery, 1926
Roy Longstreet, 1924

36

Zack Anderson, 2022-23
Mason Cassidy, 2020
Chandler Pulvermacher, 2018-19
Bobby Leath, 2015-16
Jamaal Richardson, 2014
Sam George, 2013
Jace Hawley, 2010-11-12
Patrick Mulcahy, 2008-09-10-11
Kyle Walker, 2008-09
Jon Banks, 2005
Brett Kellogg, 2000-01-02-03-04
Elliott Dowling, 2001-02
James Elmore, 1995-96-97-98-99
Kevin Fulton, 1990-91-92-93-94
Casey Martinez, 1988-89
Byron Price, 1987
Sylvester Nickerson, 1986
Al Watson, 1982-83-84-85
Kevin Coughlin, 1981
Victor Mack, 1978-79-80
Klarence Isler, 1974-75
Ron Vorwald, 1973
John Kelly, 1970-71
Dave Van Lier, 1969
Maury Cox, 1967
Steve Morehouse, 1966
Ed Kimbrough, 1962
Tom Watkins, 1958
Jack Hansen, 1957
Bill Jensen, 1956
Cliff Deupree, 1955
Roger Miller, 1954
Dick Wager, 1953
Al Stevenson, 1952
Jack Delbridge, 1950
Don Laun, 1948
Roger Rutt, 1947
Art Martin, 1945
Don Dixon, 1944
Jack Fathauer, 1943
William Jahn, 1940-41-42
Bill Taylor, 1937-38-39
Harold Schafroth, 1934-35-36
Ed Schafroth, 1931-32-33
Elmer Larson, 1930
Myers, 1926
Owen, 1924

37

Jordyn Morgan, 2020-21
Daric Whipple, 2017-18-19
Mackentro Alexander, 2016-17
Daric Whipple, 2016
Vic Holmes, 2015
Nikko Wheeler, 2014
Walker Lee Woods, 2011-12
Ben Dinkins, 2010
Michael O'Connell, 2007-08-09-10
Bret Culbertson, 2004-05-06-07
Reggie Rock, 2005
Cody Stafford, 2000-01-02-03
Carlos Bacon, 2000
DeCarlos Anderson, 1999
Julian Sells, 1998

Michael O'Brien, 1994-95-96-97
Brad Patrick, 1993
Jason Young, 1992
Rob McCarville, 1991
Charles Vondra, 1986-87-88-89
Joe Henderson, 1985
Richard Hanson, 1983-84
Billy McCue, 1981-82
Jack Seabrooke, 1977-78-79-80
Rich Mark, 1976
Neal Moses, 1974
Les Leonard, 1973
John Schweizer, 1970-71-72
Bruce Beerman, 1968-69
Tom Salerno, 1967
Fred Rippel, 1955
Jim Rooker, 1952
Don Webb, 1948
Dean Norman, 1946-47
A.W. Anderson, 1945
Jean Lange, 1939
Paul Morin, 1937-38
Frank Connor, 1936
Smoke, 1935
Cecil Sadoris, 1931
Kenneth Wells, 1930
Tawzer, 1924

38

Levi Hummel, 2019-20-21-22-23
Eddie Lemos, 2022-23
Ar'quel Smith, 2020-21
Peyton Paddock, 2015-16-17-18-19
Gerry Vaughn, 2018
Aaron Austin, 2016
Jared Weaver, 2014
Dylan Lyman, 2013
Roosevelt Maggitt, 2008-09-10-11-12
Trenton Bledsoe, 2010
Chris Campbell, 2008
Tyler Pontier, 2005
Leon Ashby, 2004
Jermaine Hickey, 2003
Eric Snyder, 2002-03
Sam Holden, 2001-02
Jesse Beckom, 1998-99
Michael Cooper, 1993-94-95-96-97
Jason Regan, 1992
Michael Daniels, 1991
Ty Stewart, 1990
Gary Pedersen, 1988-89
Troy Moore, 1987
Curtis Warren, 1986
Ray Guzzi, 1985
Jim Thompson, 1983-84
King Green, 1981-82
Brian Johnson, 1977-78-79
Darrell Chapper, 1976
Sy Bassett, 1973-74-75
Dave Parker, 1970
Vern Skripsyk, 1968-69
Steve Richards, 1967
Bob Lohrenz, 1956
Bill Jensen, 1951
Dick Dillow, 1950
Robert Angle, 1947

George Friedl, 1946-47
Bruce Johnson, 1945
Howard Foy, 1944
Glen Midgordon, 1942
Maurice Ryan, 1940-41
Ed Bock, 1936-37-38
Ken Ames, 1935
Marvin Oberg, 1934
Hess, 1932
Edward Oberhauser, 1930
Grooms, 1926
Vifquain, 1924

39

AJ Petersen, 2023
Tyler Bittman, 2021-22
Asle Thorson, 2021-22-23
Steve Wirtel, 2016-17-18-19
Dean Norman, 2018
Zach Silbermann, 2016-17-18
Oscar Opara, 2015
Jack Spreen, 2014
Tysen Streeter, 2013
Matt Morton, 2009-10-11-12
Rickey Thompson, 2006-07-08
Edgar Arceo, 2005
Roger Wright, 2004
Rusty Gibbs, 2002-03
Mark Weisberg, 2002
Matt Grosserode, 2000-01
Curt Schroeder, 1998-99-2000-01
J.J. Moses, 1997
Eric Martin, 1994-95
Geoff Turner, 1993
Sundiata Patterson, 1989-90-91-92
Paul Schulte, 1988
Chris Hentges, 1984-85-86
Dwayne Johnson, 1979-80-81-82
Doug Myers, 1982
Don Nekola, 1977-78
Tom Miller, 1975-76
Mike Larsen, 1974
Craig Sabatini, 1970-71-72
Don McLaughlin, 1969
Al Staidl, 1968
Rodney Rust, 1947
Charles Zlomke, 1945
Dick France, 1944
Richard Wolfe, 1943
Glen Midgordon, 1942
Robert Kirkpatrick, 1939-40
Joe Goldberg, 1936-37-38
Don Grefe, 1934-35
Jack Beyer, 1931-32-33
Lynn Grimes, 1924

40

Jefferson Adam, 2023
Hunter Zenzen, 2020-21-22
Will Zahradnik, 2020-21
Jared Geschieder, 2015-16-17-18-19
Morgan Bartman, 2018
Justin Webster, 2013-14
Dalton Ferch, 2012
Zack Tucker, 2008-09
Shawn Moorehead, 2002-03-04-05-06



ALL-TIME NUMBERS

Corey Paetznick, 2005
 Derek Walters, 2002-03
 Brent Nash, 2000-01
 Jason Griffin, 1998-99
 Luke Peterson, 1997
 Tim Sanders, 1994-95-96
 Angelo Provenza, 1993
 Malcolm Goodwin, 1989-90-91-92
 Curtis Warren, 1988
 Steve Cromie, 1986
 Bobby Hackett, 1985
 George Walker, 1983-84
 Dwayne Gillyard, 1981-82
 Dan Goodwin, 1978-79
 Yogi Stevens, 1977
 Phil Danowsky, 1972-73-74
 Maris Grinvalds, 1970
 Bob Brouillette, 1968-69
 Doug Robinson, 1965-66-67
 Joe Beauchamp, 1964
 Charles Therkildsen, 1956
 Jack Hansen, 1955
 Van Greene, 1954
 Dick Cox, 1952-53
 Paul Shupe, 1951
 Jim Sturtz, 1950
 Myron Jepson, 1949
 Tony Loveall, 1948
 Norman Anderson, 1946-47
 Jack McDowell, 1944
 Jim McKeegan, 1943
 Delbert Greenlee, 1942
 Robert Kline, 1940
 Duncan Glab, 1937-38-39
 Ed Hergenrath, 1936
 Kraemer, 1935
 Truman Nelson, 1930
 Krekow, 1925
 Ed Weimer, 1924

41

Ryan Barnes, 2023
 Tylee Leske, 2022
 Koby Hathcock, 2020-21
 Drew Lutzwig, 2021
 Mason Cassady, 2019
 Ryan Reighard, 2018-19
 Chris Francis, 2014-15-16-17-18
 Darius White, 2012-13-14-15
 Edwin Arceo, 2011-12
 Walker Lee Woods, 2010
 Kyle Benning, 2009
 Ben Barkema, 2003-04-05-06-07
 Chase Hurtig, 2007
 Marc Soltis, 2002-03-04
 Jeremy Loyd, 2001-02
 Ab Turner, 1998-99-2000
 Shaka Jones, 1997
 Cameron Gregg, 1995-96
 Clint Thomas, 1993-94-95
 Dan Watkins, 1989-90-91-92
 Jeff Dole, 1986-87-88
 Anthony Mayze, 1984-85
 Scott Williams, 1983
 Ed Smith, 1982
 Bill Cooper, 1981

Jeff Lingren, 1979
 Stan Hixon, 1977-78
 Mike Larsen, 1975
 Gerry Forge, 1971-72-73-74
 John Usmaal, 1968-69-70
 Larry Carwell, 1964-65-66
 John Schweickert, 1954
 Bob Angle, 1949
 Russ Whalen, 1948
 Leonhardt Daib, 1947
 Art Martin, 1946
 George Gallagher, 1943
 Robert Lechtenberg, 1941-42
 William Lechtenberg, 1937-38-39-40
 Rod Van Scoy, 1935-36
 Paul Berger, 1933
 Gordon Nagel, 1931
 Warren Duesenberg, 1930
 Crawford, 1925
 William Nave, 1924

42

John Klosterman, 2022-23
 Trey Mathis, 2022
 Jack Tiarks, 2020-21
 Marcel Spears Jr., 2015-16-17-18-19
 Nathan Fagnani, 2017
 Spencer Benton, 2014-15
 Luke Sims, 2011-12
 Beau Blankenship, 2009
 Tahaun Fountain, 2009
 Greg Coleman, 2005
 Quinn Hendel, 2005
 Tony Johnson, 2004
 Nick Linder, 2000-01-02-03
 Frank Garcia, 1999-2000-01-02
 Jo Parmentier, 1995-96-97-98
 Marc Lillibridge, 1992-93-94
 Matt Walker, 1993
 Steve Lester, 1989-91
 Ted Johnson, 1990
 Rodney Harris, 1986-87-88
 Billy McCue, 1983-84
 Joe Johanns, 1981-82
 Jeff Eaton, 1979
 Jim Sulus, 1977-78
 Greg Grove, 1973-74-75-76
 Dom Bosco, 1971
 Marshall Lang, 1967-68-69
 Harry Alley, 1964-65-66
 Don Hyer, 1962
 Paul Sullivan, 1961
 Ken Griffith, 1960
 Bob Harden, 1956
 Hank Philmon, 1955
 Don Houser, 1953
 Chuck Gates, 1952
 Jim Sturtz, 1949
 Edson Dockstader, 1948
 Robert Erwin, 1947
 Oren Breda, 1946
 John Hauck, 1945
 Harry Kraus, 1944
 Charles Wright, 1943
 Jack Miller, 1942
 Ken Schneider, 1940

Mike Donald, 1937
 Paras, 1935
 Harold Templeton, 1931-32
 Webster Intermill, 1930
 Crooks, 1925
 R.J. Fisher, 1924

43

Caden Matson, 2022-23
 Jared Rus, 2019-20-21-22
 Dae'shawn Davis, 2020-21
 Logan Redeker, 2017
 Tymar Sutton, 2016-17-18
 Sam George, 2014-15
 Jordan Welch, 2012-13
 Gage Shaeffer, 2010
 Fred Garrin, 2006-07-08-09
 Cephus Johnson, 2001-02-03-04-05
 Ryan Frehse, 2002
 Ryan Corcoran, 2000-01
 Sean Manatt, 1999-2000
 Hez Jackson, 1995-96-97-98-99
 Steve Mulqueen, 1997
 Seth Drenner, 1993-94
 Greg Allen, 1991-92
 Doug Ragaller, 1990
 Don Edwards, 1986-87-88-89
 Michael Taylor, 1984-85
 Ray Harvey, 1983
 Tim Iversen, 1981-82
 Mark Nanke, 1979
 Pat Kennedy, 1977-78
 Bruce Beaman, 1972-73-74
 Curtis Bryant, 1974
 Steve Wardlaw, 1969-70-71
 Rich Marcordes, 1967
 Tom Ambrose, 1966
 Ernie Kennedy, 1962-63-64-65
 Jim Stehbens, 1959
 Bob Sokol, 1957
 Ron Pohl, 1956
 Hank Philmon, 1954
 Howard Jensen, 1948
 Harle Rollingner, 1946-47
 Dick Cole, 1944
 Fred Clausen, 1943
 James Beneke, 1941-42
 Leonard Thomas, 1940
 Jim Cobb, 1939
 Edgar Peiper, 1938
 Al Stoecker, 1935-36-37
 Vernon Loyd, 1932-33-34
 Rudy Tegland, 1930
 Jesse Doty, 1928-29
 Robert Helming, 1927
 Al Thornburg, 1924

44

Jacob Ellis, 2023
 Johnny Wilson, 2020-21-22
 Mason DouBrava, 2022-23
 Dan Sichterman, 2020
 Gage Gunnerson, 2019
 Bobby McMillen, 2015-16-17-18-19
 Ashton Clemons, 2015-16
 Zach Samson, 2014

Alton Meeks, 2013-14
 Luke Goodson, 2011-12
 Kevin Hamlin, 2008-09-10
 Tim Dobbins, 2004-05
 Kyle Smith, 2002-03-04
 Justin Eilers, 2001
 Ryan Harklau, 1996-97-98-99-2000
 B.J. Spykma, 1991-92-93-94-95
 Kelvin King, 1989-90
 John Cinefro, 1986-88
 Mark Matuscak, 1983-84-85
 Jim Laska, 1981-82
 Larry Crawford, 1978-79-80
 Greg Meckstroth, 1976
 Jimmy Randolph, 1975
 Barry Hill, 1971-72-73-74
 Jock Johnson, 1968-69-70
 Don Graves, 1967
 John Soucek, 1965-66
 Tom Connelly, 1963
 Ron Onopa, 1961
 Cliff Rick, 1958-59-60
 Marv Walter, 1957
 Paul Shupe, 1956
 Bruce Alexander, 1953-54
 Frank Congiardo, 1950-51-52
 John Pottebaum, 1948
 Lowell Titus, 1947
 Bob Jensen, 1946
 Jim McKeegan, 1944
 Floyd Bender, 1943
 Marc Pickrell, 1942
 Robert Lechtenberg, 1940
 Howard Medin, 1937-38-39
 Walters, 1935
 William Monlux, 1934
 Edward Oberhauser, 1931
 Cecil Sadoris, 1930
 Ed Hill, 1924

45

Samuel Samè, 2023
 Alec Cook, 2022-23
 Kevin Sawitzke, 2022
 Corey Suttle, 2019-20
 Ben Latusek, 2019
 Carson Lensing, 2016-17-18
 Dale Pierson, 2014-15
 Knute Severson, 2012-13
 Matt Tau'fo'ou, 2009-10-11
 Andrew Behnkendorf, 2010
 Jo Blaes, 2008
 Steven Ebner, 2004-05-06-07
 Curtiz Mathis, 2007
 Taylor Schrage, 2003-04
 Joe Woodley, 1999-2000-01-02-03
 Corey Bengston, 2002
 Jamie Kohli, 1995-96-97-98
 Matt Nitchie, 1990-91-92-93-94
 Mike Shane, 1986-87-88-89
 Lester Williams, 1983-84-85
 Jason Jacobs, 1982
 Dwayne Crutchfield, 1980-81
 Richard Gray, 1979
 Keno Laney, 1977-78
 Scott Cole, 1976



ALL-TIME NUMBERS

Mark Clarey, 1974
Bill Shellabarger, 1970-71-72
Jerry Fiat, 1968-69
Tom Busch, 1965-66-67
Jim Clapper, 1960-61-62
Phil Hill, 1957-58
Don Rogers, 1956
Jack Dee, 1955
Keith Holman, 1952
Dick Cox, 1951
Ed Herko, 1948
Robert McFerson, 1947
Carter Kojker, 1943-46
Dana Omer, 1944
Robert Kirkpatrick, 1941
Bernard Mickelson, 1939-40
Gordon Reupke, 1936-37-38
Robert Smith, 1930-31
W. Zeller, 1924

46

Carston Marshall, 2021-22-23
Andrew Ernstmeyer, 2019
Answer Gaye, 2019
Spencer Benton, 2016-17
Joe Doran, 2015
Brian Bonacci, 2013-14
Karl Nicholson, 2012
Dakota Zimmerman, 2008-09-10-11
Andrew Crenshaw, 2009
Kyle Smith, 2005
Boyd Viers, 2001-02-03-04
Matt Word, 1999-2000
Louis Van Dyke, 1998
Mark Malloy, 1996-97
Chuck Della Vella, 1995
Jeff Cole, 1992-93-94
Larry Ratigan, 1988-89-90-91
Robert Dabney, 1986-87
James Newbill, 1984-85
Steve Thomas, 1983
Michael Wade, 1980-81-82
Victor Heidelberg, 1979
Steve Meyer, 1978
Dan Falder, 1973
Van Holloway, 1970-71-72
Rich Yeargle, 1969
Hub Nelson, 1968
Dan Bernard, 1961
Gregg Gammack, 1960
Erwin Sadanowicz, 1956
Bob Rockwood, 1950
Ted Sandberg, 1948
Cliff Dennis, 1946-47
Ray Vandergriff, 1943
Joseph Galietto, 1942
LaVerne Lewis, 1941
Ernest Mueller, 1938-39-40
Arnold Krekow, 1937
Charles Hall, 1936
Domer, 1935
Robert Hiatt, 1933
Franklin Nolte, 1931
Charles Hood, 1930
Brockmeyer, 1925
R. Hienton, 1924

47

Kooper Ebel, 2023
Kendell Jackson, 2018-19-20-21-22
Sam Seonbuchner, 2014-15-16-17-18
Dalton Gilbert, 2013
A.J. Klein, 2009-10-11-12
Kurtis Taylor, 2004-05-06-07-08
Steven King, 2006
Chris Whitaker, 1999-2000-01-02-03
Cory Kluver, 1996-97-98
Rob Harken, 1995-97
Gabe Toft, 1994
Brandon Geise, 1991
Anthony Scott, 1990
Glenn Wilder, 1989
Robert Lendino, 1988
Duane Taylor, 1987
Al Patton, 1985
Ray Harvey, 1984
Sam Clear, 1983
Tony Greene, 1981-82
Mike Leaders, 1978-79
Barry Barritt, 1974
Matt Blair, 1971-72-73
Brad Steckmesser, 1970
Paul Scheraldi, 1969
Jim Dunn, 1957
Don Rogers, 1955
Mark Rothacker, 1949-50
Howard Snider, 1948
Phil Brinkman, 1947
Nerwin Soper, 1946
Ken Trommler, 1944
C.M. Kisner, 1943
Harley Rollingier, 1942
Lincoln Stewart, 1939-40-41
Robert Hunt, 1938
James Dishinger, 1935-36-37
Kenneth Allbee, 1930
Roland Coe, 1924

48

Cole Garwood, 2023
Jack Bjorn, 2022-23
Tommy Hamann, 2022-23
Benjamin Dunkleberger, 2019-20-21
Kamilong Tongamao, 2017-18
Jason Bowman, 2014-15-16-17-18
Jeffrey Proctor, 2016
Cory Morrissey, 2012-13
Jacob Lattimer, 2009-10-11
Brad Adams, 2009-10
Sean Smith, 2008
Matt Purvis, 2006-07
Travis Cruise, 2005-06
Ryan Baum, 2003
Pat Girskis, 2003
Dominic Bailey, 2001
Justin Eilers, 2000
David Brcka, 1995-96-97-98-99
Scott Schulz, 1990-91-92-93
Jeremy Earp, 1993
Dean Ahlers, 1987-88-89
John Clayborn, 1986
Jim Luebbers, 1983-84-85
Dennis Gibson, 1982

Joel Jenson, 1979-80-81
Anthony Norman, 1974
Larry Marquardt, 1971-72-73
Willie Harris, 1968-69-70
Bruce Alexander, 1955
Dave Heckmiller, 1953
Jim Smith, 1952
Wayne Horras, 1951
Paul Strohmam, 1949
Jack Nissly, 1948
Louis Bosnyak, 1946-47
Carter Kojker, 1944
Al Rawson, 1944
Bill Albrecht, 1943
George Schoel, 1942
Robert Seaburg, 1939-40-41
Jake Strong, 1938
Strackbein, 1935
Ray George Goelz, 1933
Forrest Bennett, 1930
Harry Lindblom, 1928
Harold Schweppe, 1927
Allen Holman, 1926
A.C. Burt, 1924

49

Kade Gilbertson, 2023
Stevo Klotz, 2021-22-23
Myles Mendeszoon, 2021
Trey Fancher, 2019-20
Caleb Young, 2018-19
Jack Spreen, 2013-15-16-17
Mauricio Ramirez, 2016
Spencer Thornton, 2010-11-12-13-14
Carl Kirpes, 2010
David Wonders, 2007-08-09
Landon Schrage, 2001-02-03-04-05
Adam Benike, 2001-02-03
Eric Weiford, 1999-2000
Joe Fisher, 1998
Brandon Rutledge, 1995-96-97
Marcus Allen, 1990-91-92-93-94
Anthony Hoskins, 1985-86-87-88
Eric Winterhof, 1988
Ralph Conner, 1983-84
Randy Richards, 1982
Robert Coffey, 1981
Cal Jacobs, 1978-79
Mike Gnade, 1973-74-75
Barry Johnson, 1971-72
Steve Karber, 1968-69-70
Harold Kornbaum, 1947
LeRoy Wiltsie, 1946
Robert Peterson, 1944
Norman Madson, 1943
Howard Tippee, 1941-42
Douglas Graves, 1938-39-40
Orcel Russell, 1937
Carrol Witmer, 1936
Jackson, 1935
Arthur Johnson, 1930
Fred Lutjens, 1927
Phil Petty, 1924

50

Caleb Bacon, 2022-23

Tyler Maro, 2021-22-23
Logan Otting, 2019
Eyioma Uwazurike, 2016-17-18
Bryan Larson, 2013-14-15-16-17
Willie Scott, 2009-10-11-12-13
Sean Smith, 2007-09-10
Jeremy Lang, 1999
Kip King, 1994-95-96-97-98
Troy Carmann, 1993
Jeff Cole, 1990-91
Dean White, 1988-89
Jon Claborn, 1987
Channon Mawdsley, 1984-85-86
Brad Abbas, 1980-81-82
Scott Cole, 1978-79
Denny Engel, 1976-77
Jimmy Potter, 1974
John McKillop, 1970-71-72-73
Wayne Bestke, 1966-67-68-69
Dick Kasperek, 1963-65
Steve Tisza, 1960
Larry Van Werden, 1956
Jim Rawley, 1951-52-53
Bob Livingston, 1949
Len Dai, 1948
Ralph Reese, 1944
Larry Tallenaere, 1943
Larry Potter, 1942
John Heggen, 1940-41
Ed Fuller, 1937-38-39
Dick Brisbin, 1936
P. Daley, 1935
Wilbur Kroger, 1933-34
Wilbur Schlenker, 1930
John Rasmess, 1925
Storvick, 1924

51

Tobechi Okoli, 2023
Brandan Black, 2023
Drake Knobloch, 2022-23
Stevo Klotz, 2020
Julian Good-Jones, 2015-16-17-18-19
Logan Wolf, 2016-17
Tanner Tusha, 2012-13-14-15
Greg Houghton, 2008-09
Andy Leaders, 2000-01-02-03-04
Dan Potempa, 1997-98
Oliver Ross, 1996-97
Byron Heitz, 1991-92-93-94-95
George Tsiotsias, 1989-90
Andy Alcorn, 1988
Pete Doering, 1987
Jeff Braswell, 1984-85
Dwayne Gilyard, 1983
Mike Shindelar, 1981-82
Ron Bockhaus, 1976-78-79
Greg Pittman, 1975
Lagrang Anthony, 1974
Tom Karr, 1972-73
Chuck Blaskovich, 1971
Bruce Van Langen, 1970
Dennis Pelisk, 1968-69
Al Staidl, 1967
John Lambi, 1966
Steve Morehouse, 1965



ALL-TIME NUMBERS

Bill Robitaille, 1956
Jack Falter, 1955
Rich George, 1954
Chuck Coey, 1952-53
Rod Rust, 1948-49
Robert Caddock, 1941-42
Stanley Brown, 1939-40
Walter Stuenkel, 1938
Elmer Lange, 1936
Camp, 1935
Joseph Borg, 1934
John Catron, 1933
Hiram Roe, 1931
Harold Ingle, 1930
Brockmeyer, 1924

52

Trevor Downing, 2018-19-20-21-22
Joey Petersen, 2021-22-23
Dan Sichterman, 2017-18-19
Collin Olson, 2015
Terry Ayeni, 2014-15
Cole Anderson, 2014
Jeremiah George, 2011-12-13
Mike Bangtson, 2009-10
Grant Stonerook, 2009-10
Mike Knapp, 2005-06-07-08-09
Brent Curvey, 2003-04-05-06
Brian Lutter, 2001-02-03-04
James Reed, 1997-98-99-2000
Adam Ploog, 1997
Aaron Schultze, 1995
Jim Thompson, 1990-91-92-94
Ryan Robuck, 1993
Jeff Smith, 1988-89
Kent Hunter, 1986
Tim Iversen, 1983-84-85
Doug Van Sloten, 1981-82
Jeff Kincart, 1979-80
Craig Volkens, 1974-76-77
Matt Kiger, 1973
Jeff Jones, 1972
Terry Sutton, 1969-70-71
Larry Thompson, 1967
Chuck Wahtola, 1966
Randy Vick, 1964
Jim Barr, 1959-60-61
Jon Haverman, 1955
Jim Lyons, 1954
Jim Johnson, 1952-53
Vince Beacom, 1948-49-50
H.J. Crisler, 1943
William Barger, 1940-41-42
Jack West, 1937-38-39
Fred Poole, 1934-35-36
Fred Radakovich, 1933
Wilbur Braniff, 1932
Maynard Spear, 1928-29-30
Harry Lindblom, 1927
Powek, 1924

53

Zaimir Hawk, 2023
Evan Ladwig, 2022-23
Derek Greiner, 2017-18-19-20-21
Will Clapper, 2019

Gerry Alt, 2017-18
Patrick Scoggins, 2015-16
Anthony Lazard, 2012-13-14-15-16
Tyler Sudbeck, 2010
Joe Jacobs, 2009
Evan Vencil, 2007-08
Walker Scott, 2005-06
Cale Stubbe, 2002-03-04
Jimmy Morris, 2002-03
Aaron Wendel, 2001-02-03
Todd Slycord, 2000
Jim Weston, 1997
Corey Stevenson, 1995
Ryan Culver, 1993
Bill Wilkinson, 1988-89-90-91
Darrin Tate, 1986
James Butler, 1985
Wes Winnekins, 1983-84
Eric Huhendorf, 1982
Shamus McDonough, 1978-79-80-81
Scott Hansen, 1977
Gene Rowell, 1976
Jeff Jones, 1973-74-75
Ken Caratelli, 1969-70-71-72
Jim Connor, 1968
Terry Voy, 1967
Joe De La Rosa, 1966
Jim Wipert, 1963-64
John Spelman, 1959-60-61
Grant Blaney, 1955-56
Chuck Muelhaupt, 1954
Ron Shoop, 1951-52
Len Daiv, 1949
Carol Preston, 1944
Gene Daubendick, 1943
Louis Bosnyak, 1942
James Cobb, 1941
Stewart Barnes, 1940
John Heggen, 1939
Kenneth Dyer, 1938
William Dailey, 1935-36-37
Robert Peck, 1934
William Dixon, 1930-31
Kenneth Wells, 1929
Leslie Warburton, 1928
Carl Ours, 1927

54

David Caulker, 2023
Jarrod Hufford, 2019-20-21-22-23
Aidan Ralph, 2021-22
Austin Svoboda, 2018
Josh Mueller, 2016-17-18
Collin Olson, 2016-17
Jack McAllister, 2014-15
Marcus Benton, 2011-12-13
Jesse Smith, 2006-07-08-09
Matthew Robertson, 2002-03-04
Ryan Bracius, 2001
Adam Jablonski, 2000
Chris Cue, 1999
Andre Lee, 1995-96-97
Glenn Waterhouse, 1993-94
Ally Alcorn, 1990-91-92
Trent Van Hoosen, 1986-87-88-89
Mike Malloy, 1988

Vernon Singleton, 1984
Chris Washington, 1980-81-82-83
Ned Rasmussen, 1978
Dave Rom, 1976-77
John Fritsch, 1973-74-75
Dave Pittman, 1970-71-72
Gary Fraser, 1969
Steve Richards, 1968
Lynn Kettleson, 1966
Ted Jones, 1965
John Lambi, 1964
Tom Parrish, 1961-62-63
Arden Esslinger, 1958-59-60
Jack Falter, 1956-57
Frank Howell, 1955
Elmer May, 1952-53-54
Carl Knop, 1944
Paul Salzman, 1940
Charles Briley, 1937
Cecil Bowie, 1936
Obye, 1935
Clarence Gustine, 1934
Ray Truesdell, 1931
Franklin Nolte, 1930
Norm Thomas, 1926

55

Anthony Cunningham Jr., 2023
Darrell Simmons Jr., 2019-20-21-22-23
Zach Petersen, 2018-19-20-21
J.D. Waggoner, 2015-16
Jacob Homa, 2013-14-15
Jevohn Miller, 2011-12-13-14
Nolan Gall, 2010-11
Chris Lyle, 2007-08-09
Anthony Walker, 2003-04-05-06-07
Matt Scherbring, 2003-04
Beau Coleman, 2001-02
Jared Bucks, 1999-2000-01
Antonio Mays, 1996-97-98
Terry Thomas, 1995
J.D. Bewley, 1994
Mark Wagner, 1991-92
Gary Pedersen, 1990
Phil Navarro, 1988-89
Chris Moore, 1985-86-87
Todd Krieger, 1983-84
Lester Williams, 1981-82
John Less, 1977-78-79-80
Rob Stoffel, 1974-75-76
Ted Jernow, 1971-72-73
Mark Withrow, 1968-69-70
Lon Snook, 1967
Clyde Senters, 1966
John Berrington, 1963-64
Ray Steffy, 1960-61-62
Gerald Winstead, 1958
Dave Eller, 1957
Tony Vertucci, 1956
Chuck Muelhaupt, 1954-55
Rollie Arns, 1950-51-52
Bob Sennewald, 1949
Carl Mahnke, 1948
Gene Phelps, 1944
Edward Weiler, 1942
Truman Nagel, 1930

Walter Weiss, 1927

56

J.R. Singleton, 2021-22
Anthony Smith, 2020-21-22-23
Latrell Bankston, 2020
Kendrick Harris, 2020
Bobby Denaro, 2017-18
Jaypee Philbert, 2015-16
Josh Coleman, 2015-16
J.D. Waggoner, 2013-14
Ben Loth, 2010-11-12-13-14
Russell Wright, 2010
Chris Weir, 2007-08
Kody Kuehl, 2004
Shaheed Richardson, 2002
Adam Sansale, 1997-98-99-2000-01
Tiray Johnson, 1999-2000-01
Tyronne Tucker, 2000
Eric Weiford, 1998
Mike Sakalas, 1994-95-96
Lawrence Roberts, 1991-92
Chris Mussman, 1987-88-89-90
Darrin Trieb, 1986
Willie Everett, 1984-85
Doug Fischer, 1983
Jim Meyer, 1978-79-80-81-82
Mark Boehm, 1975-76-77
Rick Howe, 1972-73-74
Jerry Boyington, 1968-69-70
Dave Mayberry, 1965-66-67
Bill Robitaille, 1958
Frank Powell, 1956-57
Bob Erickson, 1955
Gerald Gustafson, 1953
Wayne Horras, 1952
Norman Vesely, 1950-51
Eugene Phelps, 1949
LaVerne Lewis, 1939-40
 Rex Gilchrist, 1937
Gordon Putnam, 1936
Ike Hayes, 1934-35
John Graveno, 1933
Wendell Johnson, 1932
Kern Elerick, 1931
Norm Behm, 1925

57

Drake Knobloch, 2023
Colin Newell, 2017-18-19-20-21
Seth Nerness, 2016
Clark Johnson, 2015
Byron Klauenberg, 2014
Nick Lande, 2012
Jon Caspers, 2010-11
Jesse Smith, 2005
Walker Scott, 2002
Josh Rank, 1997-98-99
Chris Brunsvold, 1996
Nick Clausen, 1990-91-92-93-94
Rick Wells, 1987-88-89
Dennis Gibson, 1983-84-85-86
Ned Rasmussen, 1979-80-81-82
Jeff Lingren, 1978
Mark Settle, 1975-76-77
Arlen Ciechanowski, 1971-72-73-74



ALL-TIME NUMBERS

Keith Schroeder, 1968-69-70
Jim Wipert, 1965
Bob Sennewald, 1950
Carl Mahnke, 1949
Walter Haugo, 1944
Carroll Preston, 1943
Roe Williams, 1941-42
James Wertman, 1940
Orland Peterson, 1938-39
Clarence Gustine, 1935-36
Wilbur Winter, 1932-33-34
Wendell Johnson, 1931

58

J.R. Singleton, 2023
Isaiah Lee, 2022
Eyioma Uwazurike, 2020-21
Ray Lima, 2019
Spencer Benton, 2018
J.D. Waggoner, 2017
Mitchell Meyers, 2015-16
Cory Morrissey, 2014
Jared Weaver, 2011-12
Hayworth Hicks, 2008
Seth Zehr, 2002-03-04-05-06
Erik Anderson, 2002-03-04
Scott Davis, 1997-98-99-2000
Scott Scheide, 1997
Michael VerMeer, 1994
Eric Martin, 1993
Dan Milner, 1989-90-91-92
Tyrone Davis, 1988
Scott Benson, 1984-85-86-87
Chuck Meyers, 1979-80-81-82-83
Pat Henricksen, 1976-77-78
Bob Police, 1974
Chuck Blaskovich, 1972-73
Bob Matey, 1969-71
Don Stanley, 1965-66-67
Ernie Kun, 1962
Ron Ratliff, 1960
Bill Lambert, 1943
Melvin Shanda, 1941-42
Merle Osborne, 1938-39-40
Harold Alger, 1937
Donald Anderson, 1936
Hardle, 1935
Richard Brisbin, 1934
Hiram Roe, 1932-33
Richard Wilcox, 1928-29
Ray Galbraith, 1927
Harry Toom, 1926

59

Jack Hester, 2020-21-22-23
Connor Guess, 2018-19-20-21-22
Trey Benson, 2014-15
Charley Forey, 2012-13
Preston Kaufman, 2008-09-10
Brian Ekwelundu, 2006
Landon Streit, 2005
Drew Strube, 2004
Derek Walters, 2001
Matt Hensler, 1998-99
Jason Weite, 1995-96-97
Jason Klootwyk, 1994

Travis Cox, 1990-91-92-93
Jim Fotos, 1989
Mark Foley, 1988
Mark Richards, 1983-84-85-87
Chris Cox, 1986
Jeff Lambert, 1981-82
Clint Loy, 1979-80
Tom Stonerook, 1976-77-78
Ray Amos, 1975
Jack Thomas, 1973-74
Bob Banger, 1970-71-72
Mike Lorber, 1968-69
Bob Smith, 1967
Ed Pundt, 1966
Randy Vick, 1965
Dick Bliss, 1942-43
John Buoy, 1940-41
Bill Bliss, 1937-38-39
Russell Coundiff, 1934-35-36
Gilbert McQuern, 1932
Richard Grefe, 1931
Bob Fisher 1925

60

Aidan Gilmore, 2023
Jacob Lyftogt, 2023
Owen Terwilliger, 2019-20
Quinn Sonntag, 2015-16-17-18
Taimon Moran-Hoynes, 2009-10
Brandon Johnson, 2004-05-06-07-08
John Barghusen, 2002-03
Brent Nelson, 2000-01-03
T.J. Tuetken, 1996-97-98-99
Caleb Smith, 1997
Mark Konopka, 1991-92-93-94-95
Eric Carlson, 1989-90
Alan Patten, 1986-87-88
Brian Barkley, 1985
Mike Shindelar, 1983-84
Mark Lichtenberg, 1981
Cal Jacobs, 1980
Ron Wagner, 1978
Ronny Koch, 1975-76-77-78
Brad Storm, 1972-73-74
Mike Terrizzi, 1970-71
Larry Gaffin, 1966-67-68
Wayne Lueders, 1963-64-65
Bob Wolf, 1962
Jack Payne, 1960
Art Stephens, 1959
Ray Fauser, 1958
Ron Barnhart, 1957
Phil Zink, 1953-54
Bob Olson, 1950-51-52
Dana Omer, 1948-49
John McKee, 1944
Ken Keough, 1944
George Gast, 1941-42-43
Ed Woodruff, 1938
Warren Shoemaker, 1937
Ed Blumenfeld, 1934-35-36
Frank Driggins, 1933
Glen Liston, 1932
Charles Keasey, 1927
F. Bondor, 1924

61

Evan Kilstrom, 2019-20
Brian Bobek, 2016
Jacob Sandoe, 2015
Nick Beckman, 2011-12
Cameron Murray, 2009
Nick Slobidsky, 2007-08
Bonner Tuinstra, 1999
George Cunningham, 1997-98
Aaron Mauga, 1996
Jason Putz, 1992-93-94-95
T.J. Tuetken, 1995
Ted Dooley, 1990-91
Chris Hergenraider, 1988-89
Mike Gukeisen, 1987
Eric Holm, 1985
Mike Bruening, 1983
Doug Fischer, 1980-81-82
Tim Vande Merkt, 1978-79
Ron McFarland, 1974-75-77
Bob Herman, 1972-73
Lon Coleman, 1971
Elve Everage, 1970
Dan McAvoy, 1968
Dennis Bandy, 1967
George Dimitri, 1966
Frank Belichick, 1965
Ted Jones, 1963
Dan Celoni, 1959-60-61
Ralph Losee, 1957-58
Ron Bredasens, 1955-56
Gean Kowalski, 1952-53
Charles Coey, 1951
George Heick, 1950
Joe Brubaker, 1948-49
Tom Bond, 1944
Harold Hayes, 1944
Bernie Mortensen, 1943
Richard Swanson, 1942
Henry Wilder, 1937-38
Healy Burnham, 1936
Fitch, 1935
Donald Theophilus, 1932-33-34
Joseph Croker, 1928
John Kulp, 1926
Ed Hill, 1925
D. Chesneau, 1924

62

Dodge Sauser, 2021-22
Noah Juergensen, 2017-18-19-20
Nick Fett, 2012-14-15-16
Chance Benoit, 2011
Brandon Jensen, 2010
Nate Frere, 2006-07-08-09
Johannes Egbers, 2002-03-04-05
Adam Perpich, 2001
George Cunningham, 2000
Travis Atkins, 1998
Jeremy Johnson, 1997
Joe Cominsky, 1995-96
Jim Kolbet, 1993-94
Doug Skartvedt, 1989-90-91-92-93
Rich Moore, 1987-88
Eric Huhndorf, 1983-84-85-86
Rob Radosevich, 1981-82

Kenny Neil, 1977-78-79-80
John Wodziazak, 1974
Dom Bosco, 1972-73
Steve Stroup, 1969-70-71
Terry Voy, 1968
Dennis Storey, 1965-66-67
Ken Pigott, 1963
Ralph Esposito, 1962
Al Perez, 1959-60
Jerry Donohue, 1958
John Murphy, 1954-56
Bob Bird, 1955
Weldon Thalacker, 1952-53
Gean Kowalski, 1951
Bill Byrus, 1950
Bill Myers, 1948-49
Carl Kern, 1928-29
P. Konecky, 1924

63

Jim Bonifas, 2021-22-23
Collin Olson, 2018-19
Robby Garcia, 2017
Ryan Glenn, 2013-14-15
Patrick McCaffery, 2011-12-13
Ben Lamaak, 2007-08-09-10
Scott Stephenson, 2004-05-06
Craig Kuhr, 2003
Gerald Johnson, 2001
Ben Bruns, 1996-97-98-99-2000
Dale Rowley, 1992-93-94-95
Dave Ward, 1989-90-91
Vince Jasper, 1983-84-85-86
Wes Winnekins, 1981-82
Ron Wagner, 1980
Mike Stensrud, 1974-76-77-78
Dan Hanover, 1974
Gary Little, 1972-73
Terry Andringa, 1972
Jim Mraz, 1970-71
Mike Bliss, 1967-68-69
Clarence Bates, 1966
Mike Turk, 1965
Bob Engbretson, 1964
Chuck Steimle, 1961-62-63
Hank Vogelman, 1959-60
Jerry Schoenfelder, 1957-58
Howie Heinrich, 1956
Rich George, 1955
Wayne Horras, 1954
Russ Johnston, 1953
Dwight Nichols, 1951-52
Jimmy Myers, 1948
Bill Travers, 1944
Howard Braunstein, 1944
Gilbert Carafiol, 1943
Ray Tenhoff, 1940-41
Oscar Baerenwald, 1936
Harold Birney, 1934-35
Harry Johnson, 1928-29
Gould Ayres, 1927
John Miller, 1926
Woodhull, 1924

64

Derek Schweiger, 2017-18-19-20-21



ALL-TIME NUMBERS

Karson Green, 2016
Scott Schillb, 2015
Ethan Tuftee, 2009-10-11-12-13
Trent Claussen, 2002-03-04
Joseph Johnson, 2001
Andrew Kelley, 1997-98-99-2000
Erol Arkan, 1995-96
Chris Blohm, 1993-94
Mike Malloy, 1989-90-91
John Smith, 1985-86-87
Bill Hanley, 1983
Ted Clapper, 1979-80-81-82
Tom Randall, 1974-75-76-77
Terry Andringa, 1973-74
Steve Loney, 1972-73
Steve Burns, 1971-72
Scott Seeliger, 1970
Bill Easter, 1968-69
Vern Skripsky, 1967
Bill Brooks, 1965-66
Lynn Kettleson, 1964
Tom Trafals, 1963
Tom Postak, 1962
Gary Astleford, 1961
Bruce Grasser, 1960
Tom Ferrebee, 1958-59
Bob Bird, 1956-57
Jim Lyons, 1955
Ron Bredeson, 1954
Jim McCann, 1953
Ron Swanson, 1950-51-52
Wayne Seibold, 1947-48-49
Jim Riding, 1944-45-46
Howard Tippee, 1943
Robert Ash, 1941-42
Melvin Happe, 1939-40
Clyde Shugart, 1936-37-38
Joe Smoke, 1937
R. Johnson, 1935
Lynn Grimes, 1925

65

Sam Rengert, 2020-21-22
Matt Seres, 2018-19
Nate Cave, 2015
Jacob Gannon, 2010-11-12-13-14
Patrick Steinbach, 2007-08
Randy Kellman, 2007
Fabian Dodd, 2004-05
Bob Montgomery, 1999-2000-01-02-03
Jay Super, 1997-98
Brad Jacob, 1998
Patrick Augafa, 1995-96
Travis Bluck, 1988-89-90-91
Ray Pruchnicki, 1987
Ricky Wells, 1986
Kevin Eggleston, 1981-82-83-84-85
Bill Hambrick, 1980
Al Johnson, 1979
James Key, 1978
Joe Seymour, 1976
Dave Greenwood, 1975
Rick Chiaculas, 1974
Bob Luke, 1973
Terry Reelitz, 1972
John Griglione, 1969-70

Ted Hall, 1966-67-68
Sam Ramenofsky, 1963-64-65
John Van Sicken, 1962
Dick Scesniak, 1959-60-61
Dave Munger, 1957-58
Ed Arndt, 1956
Bob Meyer, 1955
Bob Wellendorf, 1954
Larry Herbold, 1953
Clyde Titus, 1950-51-52
Joe Roach, 1933
Jack Stolp, 1932
John Kulp, 1928
Woodhull, 1925

66

Tyler Miller, 2020-21-22-23
Josh Knipfel, 2017-18-19
Noah Juergensen, 2016
Jacob Dunning, 2012-13-14-15
Stewart Holloway, 2010
Kyle Slifka, 2007-08-09
Joe Blaes, 2007
Nick Leaders, 2002-03-04-05
Brandon Cook, 2003-04-05
Kerry Carlson, 2000
Kit Curry, 2000
Ryan Meyer, 1997-98
Doug Easley, 1994-95-96
Todd McClish, 1990-91-92
David Heyn, 1984-85-86-87-88
John Smith, 1983
Steve Thomas, 1982
Mike Jensen, 1980-81
Dick Cuvelier, 1976-77-78-79
Nate Parker, 1975
Terry Reelitz, 1973-74
Greg Vondrak, 1972
Harold Bassett, 1970-71
Fred Jones, 1968-69
Rick Burchett, 1965-66-67
Ted Jones, 1964
Carl Proto, 1961
Ed McGinty, 1959
Chuck Muehlaupt, 1956
John Murphy, 1955
Weldon Thalacker, 1954
Jim Champlin, 1952-53
Jack Lessin, 1950
Maurice Grier, 1943
Dean Thomas, 1942
Jean Lange, 1940-41
Ted Lang, 1938
Vincent Olberding, 1937
Wyman Maulsby, 1934-35
Harold Walker, 1932
Orrie Roe, 1927-28-29
Walter Weiss, 1925

67

Grant Treiber, 2019-20-21-22-23
Jake Campos, 2013-14-15-16-17
Sam Tautilo, 2011-12
Sody Jautoblo, 2010-11-12
Matt Hulbert, 2006-07-08
Luke Vander Sanden, 2000-02-03-04

Cory Hannen, 1997-98-99-2000-01
Paul Skartvedt, 1994-95-96
Todd Miller, 1989-90-91-92-93
Mark Foley, 1987
Steve Renfro, 1987
Brett Lawrence, 1984-85-86
Benn Musgrave, 1980-81-82-83
Rocky Hugee, 1978-79
Dave Williams, 1977
Dave Greenwood, 1976
Bob Bos, 1973-74-75
Mike Ybarra, 1970-71-72
Dan Falder, 1972
Mike O'Neill, 1968
Tom Saxe, 1966-67
Lynn Kettleson, 1965
Tim Brown, 1961-62-63
Tim Pichotta, 1960
Gary Astleford, 1958
Don Springer, 1957
Russ Johnston, 1956
Rex Giuntoli, 1955
Jack Kruger, 1954
Wayne Horras, 1953
Jack Lessin, 1952
Stan Campbell, 1949-50-51
Kenneth Ames, 1932
Johnnie Miller, 1927

68

George Nahas, 2023
Zach Ross, 2018-19-20-21-22
Brian Seda, 2013-14-15-16
Tadd Bergan, 2008
John Tjaden, 2003-04-05-06
Zach Butler, 1998-99-2000-01-02
Eddie Shufford, 1995-96-97
Marcel Howard, 1997
Brad Smith, 1993
Lance Henkel, 1987-88-89-90-91
Jeff Leaders, 1986
Doug Van Sloten, 1983-84-85
Todd Krieger, 1982
Walt Schneider, 1980-81
Larry McCaulley, 1978-79
Gary Collings, 1979
Marc Butts, 1978
Kevin Cunningham, 1974-75-76-77
Kent Barghols, 1973
Bob Martinson, 1970-71-72
Doug Louge, 1969
Tom Salerno, 1968
Bob Berrington, 1965-66-67
Charles Wahtola, 1963
Paul Ritchie, 1962
Jeff Warner, 1961
Gale Douglas, 1960
Jack Tilles, 1957
George Buckman, 1954-55
Erhard Moosman, 1952-53
Herb McDermott, 1949-50
Richard Grefe, 1932
Wayne Welty, 1929
Robert Stevenson, 1928
Zellers, 1925

69

Hunter Deyo, 2022
Kory Kodanko, 2014-15-16-17
Nick Kron, 2011-12-13
Kyle Lichtenberg, 2009-10-11-12-13
Scott Fisher, 2005-06
Bastian Schober, 2004
Dwayne Johnson, 2002
Luke Vander Sanden, 2001
Scott Rickard, 1999-2000
Nathan Jorgenson, 1995-96-97
Nigel Tharpe, 1996
Brian Wilkinson, 1990-91-92-93-94
Keith Sims, 1986-87-88-89
Jeff Leaders, 1985
Mark Nelson, 1983
Karl Nelson, 1978-79-80-81-82
Dave Cheesebrough, 1976-78
Wally Yelverton, 1974
Mark Wessenaar, 1973
Greg Thies, 1972
Bob Belluz, 1970-71
Bob Banger, 1969
Tom Alton, 1965-66-67
Ed Kimbrough, 1963-64
John Berrington, 1962
Bill Mosseller, 1960
Jack Tilles, 1955
Dick Callahan, 1954
Bill Wilson, 1952-53
Bill Armstrong, 1944
Meredith Warner, 1943
David Sharp, 1942
Leo Quinn, 1938-39
Robert Johnson, 1937
Roberts, 1935
Kenneth Ames, 1934
Amos Dana, 1932-33
Al Thornburg, 1925

70

Trevor Buhr, 2023
Joe Lilienthal, 2020-21
Oge Udeogu, 2016-17-18
Daniel Burton, 2012-13-14-15
Drew Davis, 2008-09-10-11-12
Tom Schmeling, 2004-05-06-07
Bastian Schober, 2003
Jared Otto, 2002-03
Mitch Kennedy, 2001
Ben Beaudet, 1996-97-98-99-2000
Chad Billings, 1995
Troy Petersen, 1990-91-92-93-94
Scott Brandt, 1982-83-84-85
James Key, 1980-80-81
Al Grissinger, 1976-77-78
Randy Young, 1973-74-75
Jim Christensen, 1970-71-72
Bob Herman, 1971
Mike Ashton, 1969
Dan Robinson, 1966-67-68
Bob Evans, 1964-65
Dave Thomas, 1962
Tom Graham, 1959-60-61
Ed Roberts, 1956
Ralph Yoder, 1955



ALL-TIME NUMBERS

Berwyn Nelson, 1954
Jack Kruger, 1953
Bill Byrus, 1951-52
Ralph Bartleman, 1973-20
Lou Bosnyak, 1948
Paul Berger, 1932
Ray Galbraith, 1925

71

Gabe Greenlee, 2022-23
Alex Kleinow, 2017-18-19-20
Robby Garcia, 2016
Nick Severs, 2013-14-15
Carter Bykowski, 2010-11-12
Trey Baysinger, 2007-08-09
Ahtyba Rubin, 2006-07
Jordan Goos, 2004-05
Casey Shelton, 2001-02-03
Mitch Ehrenfelt, 1999
Eugene Bernal, 1998
Kurt Levetzow, 1996-97
Eric Nasstrom, 1988-89-90-91
Jeff Lambert, 1984-85
Dan Martin, 1980-81-82-83
Greg Rensink, 1977-79
Greg Miller, 1974
Dan Kneller, 1971-72-73
Bob Falk, 1971
Bob Bognar, 1970
Willie Muldrew, 1966-67
Merlin Trausch, 1964-65
Tom Trafals, 1962
Bill Merridith, 1961
Don Chartier, 1957
Ralph Losee, 1956
Jim McCaulley, 1954-55
Bob Wellendorf, 1953
Ron Thompson, 1951
Paul Strohmam, 1950
Harry Waugh, 1949
Jim Jessen, 1948
Jack Fathauer, 1944
Stanley Anderson, 1942
Claude Hayes, 1939-40-41
Wayne Suesens, 1936-37
Massa, 1935
Marlowe Williams, 1932-33-34

72

Jake Remsburg, 2019-20-21-22-23
Jacob Bolton, 2017
Sean Foster, 2016
Brock Dagle, 2011-12-13-14-15
Kelechi Osemele, 2007-08-09-10-11
Jordan Goos, 2006
Kory Pence, 2002-03-04-05
Johannes Egbers, 2001
Andy Stensrud, 2000
Bill Marsau, 1995-96-97-98-99
Chad Billings, 1996-97
Kyle York, 1993-94
Robert Looney, 1991
Gene Williams, 1987-88-89-90
Casey Hayes, 1985-86
Bruce Reimers, 1981-82-83
Donald Spears, 1979-80

Mike Gannon, 1978
Jim Sweeney, 1977
Ralph Meckstroth, 1976
Carl Schueneman, 1973-74
Paul Ridder, 1972
Dennis Olson, 1972
Ray Harm, 1970-71
John Griglione, 1968
Georg Salisbury, 1967
Ted Tuinstra, 1965-66
John Van Sicklen, 1963-64
Dick Walton, 1960-61-62
Jerry Schoenfelder, 1959
Pete Davis, 1957
Oliver Sparks, 1956
Roger Harrington, 1955
Ralph Brown, 1952-53-54
John Tillo, 1948-49-50
William Dixon, 1932-33
Hampton Long, 1928
Russell Smith, 1927
Frank Mayer, 1925

73

Brady Petersen, 2020-21-22-23
Will Windham, 2014-15-16-17-18
Shaban Dika, 2010-11-12
Creggie Stephens, 2005-06-07-08-09
Collins Eboh, 2004
Dan Frank, 2001-02-03
Don Dean, 2000
Jordan Carstens, 1999
Marc Cortez, 1995-96-97-98
Tony Booth, 1990-91-92-93-94
Ben Mitchell, 1986-87-88
Paul McLain, 1985
Hugh Jebson, 1983
Steve Little, 1980-81-82
Terry Earnest, 1976-77-78-79
Sherman Miller, 1972-73-74
Joe Marconi, 1968-69-70-71
Roger Ashland, 1967
Dick Schafroth, 1966
Larry Brazon, 1965
Eli Strand, 1963-64
Dick Kasparek, 1962
Larry Van Der Heyden, 1958-59-60
Al Rickert, 1956
Dick Callahan, 1955
Paul Strohmam, 1954
Don Ulm, 1953
Bob Matheson, 1950-51-52
Bob Brettman, 1949
Phil Brinkman, 1948
Red Wagner, 1944
Kenneth Van Dusen, 1943
Alfred Beckham, 1941
Lloyd Schubert, 1940
Bob Russell, 1939
George Bazik, 1936-37-38
Thomas, 1935
Paul Berger, 1934
Robert Elkins, 1933
Donald Grefe, 1932
Carl Rudi, 1927

74

Hayden Pauls, 2020-21-22-23
Bryce Meeker, 2015-16-17-18-19
Tom Farniok, 2010-11-12-13-14
Joe Vanstrom, 2007-08
Jason McGinty, 2004-05
Wade Boehm, 2001-02-03
Austin Arndt, 2002
Ryan Terpening, 2000
Vince Kelly, 1997-98-99
Jack Mitchell, 1995-96
Doug Ragaller, 1991-92-93-94
Lawrence Roberts, 1990
Anton Petrzalka, 1984-85
Scott Nelson, 1979-80-81-82-83
Jeff Yurchak, 1976-78
Pierre Galinas, 1975
Mitch Omer, 1974
Willie Gillis, 1971-72-73
Bill Bousquet, 1970
Craig Boller, 1967-68-69
Bob Evans, 1966
Art Lakes, 1965
Dick Paukert, 1964
Bruce Grasser, 1961-62-63
Gary Astleford, 1960
Charlie Martin, 1958
Don Metcalf, 1956-57
Oliver Sparks, 1955
Gene Frank, 1954
Don Lucas, 1953
Ed Schillmoeller, 1952
Bob Jacobson, 1949-50-51
Lowell Titus, 1948

75

James Neal, 2022-23
Sean Foster, 2017-18-19-20-21
Breion Creer, 2015-16
Duaron Williams, 2012-13-14
Hayworth Hicks, 2009-10-11
Doug Dedrick, 2007-08
Aaron Brant, 2003-04-05-06
Emmanuel Valcourt, 2002
Marcel Howard, 1998-99-2000-01
Matt Rahfdal, 1993-94-95-96-97
Bruce Miller, 1992
Lance Keller, 1991
Randy Bern, 1986-87-88-89
Bruce Westemeyer, 1981-82-83-84-85
Tim Stonerook, 1976-77-78-79-80
Herb Linn, 1975
Dave Greenwood, 1974
Don McCarthy, 1973
Geary Murdock, 1970-71-72
Roger Ashland, 1969
George Dimitri, 1967-68
Dick Schafroth, 1965
Tom Trafals, 1964
Dave Happ, 1962
Harvey Anderson, 1960
Jim Van Buren, 1958
Lyle Carlson, 1956-57
Ray Tweeten, 1954-55
Ron Thompson, 1953
Bob Brettman, 1950-52

Ralph Brown, 1951
Tom Southard, 1948
Carl Ours, 1926
E.A. Anderson, 1925

76

Oluwafunto Akinshilo, 2022-23
Joey Ramos, 2019-20-21
Ray Lima, 2017-18
Jeff Nogaj, 2017-18
Keenan Forbes, 2016
Jamison Lalk, 2011-12-13-14-15
Zack Spears, 2009-10-11
Lee Tibbs, 2006-07
Joe Vanstrom, 2005-06
Chris O'Hollearn, 2002-03-04
Lorenzo White, 2000-01
Ryan Gerke, 1998-99
Jim Tuso, 1994-95-96-97
Scott Klug, 1991-92
Tony Meyer, 1990
Kelly Day, 1986
Brian Neal, 1977-78-79-80-81
Bob Herman, 1974
Jerry Allen, 1971-72-73
Duane Ohrt, 1972
Tim Connor, 1970
Jim Crow, 1968-69
John Chism, 1965-66-67
Bill Allen, 1962-63-64
LeRoy Pindara, 1961
Ron Walter, 1958-59-60
Bill Robitaille, 1957
Dick Brus, 1956
Ed Roberts, 1955
Bervin Nelson, 1953
George Heick, 1952
Jim Foster, 1951
Ted Sandberg, 1949-50
Glenn Luyms, 1948
Richard Campbell, 1928
Carl Kern, 1927

77

Easton Eledge, 2022-23
Robert Hudson, 2017-18-19-20-21
Keegan Pullis, 2016
Oni Omoile, 2011-12-13-14-15
Alex Alvarez, 2007-08-09-10
Paul Fisher, 2005-06
Joe Vanstrom, 2004
Cory Wierson, 2002-03
Brian Donahue, 1997-98-99-2000-01
Tim Kohn, 1993-94-95-96
Bryan Guill, 1993-94
Brian Porter, 1990-91
Dave Benoit, 1988-89
Mike Cerveny, 1989
Lyle German, 1984-85
Greg Lither, 1982
Thaddeus Watkins, 1980-81
Darryl Koch, 1978-79
Ted Clapper, 1978
Al Moton, 1977
Gerry Petsch, 1974-75-76
Henry Lewis, 1971-72-73



ALL-TIME NUMBERS

Steve Berigan, 1972
Darrell Jansonius, 1970
Tim Jeffries, 1968-69
Bob Engebretson, 1966
Chuck Wahkola, 1964-65
Don Andersen, 1960-61-62
Jerry Ciszewski, 1959
Andris Poncius, 1956-57
Skip Allison, 1955
Jack Lessin, 1953
Jack Erickson, 1952
Bill Wilson, 1951
Lowell Titus, 1950
George Friedl, 1948-49
Norm Thomas, 1925

78

Nick Lawler, 2020-21-22-23
Jeremiah Marlin, 2019
Joey Ramos, 2018
Colby Lafrenz, 2016-17
Wendell Taiese, 2014-15
Bob Graham, 2010-11-12-13
Joe Klerekoper, 2007-08
Bastian Schober, 2005-06
Collin Menard, 2002-03
T.J. Woods, 2000
David Knapp, 1998
Eugene Bernal, 1996-97
Grant Everett, 1994-95
Jeromy Dingeman, 1993-94
Scott Armbrust, 1988-89-90-91-92
Gene Harris, 1985-86-87
Roger Youngblut, 1984
Chris Boskey, 1978-79-81-82
Jim Ruprecht, 1978
Kevin Van Meter, 1977
Dan Hanover, 1976
Jon McCarthy, 1972-74
Lawrence Hunt, 1971-72-73
Jerry Berna, 1968-69-70
Ken Bixby, 1966-67
Joe De La Rosa, 1965
Ted Tuinstra, 1964
Merlin Trausch, 1962-63
Jeff Eckard, 1960
Terry Pearson, 1957-58
Ralph Yoder, 1956
Lyle Carlson, 1955
Don Schulze, 1954
George Alleman, 1952-53
Lowell Titus, 1949
Robert Burton, 1927-28-29
Elmer Kingery, 1925

79

Deylin Hasert, 2022-23
Mason Skovgard, 2019-20-21
Shawn Curtis, 2013-14-15-16-17
Bradyn Burris, 2008-09-10-11-12
Luke PINKELMAN, 2007
Jason Fiacco, 2005
Matt Bogges, 1999-2000-01-02-03
Charlie Bogwill, 1994-95-96-97-98
Ed Machin, 1993
Brian Krausman, 1991

Brent Olsen, 1990
Ted Johnson, 1989
Dave Martin, 1986-87
Mike Roberts, 1981-82-83-84-85
Jim Ruprecht, 1979-80
Jim Wilson, 1977-78
Tom Roloson, 1975-76
Mitch Hallett, 1973-74
Kevin Hauck, 1973
Merv Krakau, 1971-72
Tom Barnes, 1967-68-69-70
Dick Paukert, 1965-66
Norm Taylor, 1962-63-64
Terry Snyder, 1961
John Scheldrup, 1958
Bob Herbst, 1956
Jack Tyson, 1955
Dick Mohr, 1952
Jack Lessin, 1951
Dick Brockmeyer, 1949-50
Casey, 1926

80

Jonathan Vande Walle, 2023
Tyler Perkins, 2022-23
Tristan Michaud, 2021-22
Skylar Loving-Black, 2019-20
Carson Epps, 2015-16-17-18
Vince Horras, 2014-15-16-17-18
Justin Coleman, 2011-12-13
Drew Mitchell, 2009-10
Darius Darks, 2008
Brandon Tinlin, 2004-05-06-07
Lance Young, 2001-02-03
Andy Stensrud, 1997-98-99
Dustin Avey, 1996
Jerome Henry, 1993-94-95
Ben Harvey, 1991-92
Lamont Hill, 1990
Harold Champion, 1989
Dave Boerschel, 1988
Dan Bishop, 1987
Keith Schrage, 1983-85-86
Scott Williams, 1984
Jim Luebbers, 1981-82
Bruce Reimers, 1979-80
Clive Sands, 1975
Dave Brosher, 1974
Doug Keown, 1971-72
Tom Jacks, 1972
Tom Lorenz, 1968-69-70
Wayne Perry, 1966-67
Ken Bunte, 1965
Roosevelt Ellerbe, 1962-63-64
Don Webb, 1959-60
Jerry Donohue, 1956
Fred Bunch, 1955
Bob Rowweder, 1951-52-53
Sy Wilhelm, 1948-49-50
Lincoln Cory, 1925

81

D'Shayne James, 2020-21
Sean Shaw, 2018
Denver Johnson, 2015-16-17
Quan West, 2012-13-14

Ricky Howard, 2010-11-12
Michael Klacik, 2009
Jason Carlson, 2008
Michael Tate, 2007-08
Jon Davis, 2002-03-04-05-06
Bailey Johnson, 2006
Josh Stensrud, 1998-99-2000-01
Ed Williams, 1994-95-96-97
Brandon Hughes, 1991-92-93
John Glotfeldy, 1988-89-90
John Kooi, 1987
Dave Benoit, 1986
Danny Gantt, 1984-85
Greg Buttz, 1983
Paul Turner, 1982
Mark Weidemann, 1980
Al Moton, 1978
Jim Nissen, 1976
Nelson Taylor, 1974
Willie Jones, 1971-72-73
Chuck Wilkinson, 1968-69-70
Dennis Esselmann, 1965-66-67
Larry Hannahs, 1961-62-63
Carl Proto, 1960
Al Rickert, 1957
Jerry Bartelt, 1955-56
Jerry Marshall, 1953-54
Carl Brettschneider, 1950-51-52
Jim Foy, 1948
Kern Elerick, 1928
Karl Fischer, 1927
Charles Hill, 1925

82

Tyler Moore, 2021-22-23
Landen Akers, 2016-17-18-19-20
John Banta, 2016-17
Scotty Schaffner, 2014
Derek Hammann, 2012-13
Reid Branderhorst, 2010-11
Marquis Hamilton, 2005-06-07-08-09
R.J. Sumrall, 2004
Lane Daniels, 1999-2000-01-02-03
Darryl Taylor, 1997-98
Erick Turner, 1996
Dan Rowley, 1995
Brad Patrick, 1994
Paul Skartvedt, 1993
Ron Puettman, 1992
Scott English, 1991
James Osborne, 1990
Omar Helm, 1988
Scott Nygaard, 1988
Tom Schulting, 1986-87
Brian Bradley, 1985
Dave Smoldt, 1980-81-82-83-84
Bill Herren, 1977-78-79
Otis Rodgers, 1975-76
Clive Sands, 1974
Charles Penn, 1972
Dave McCurry, 1970-71
Mike Kirar, 1967-68-69
Ken Pigott, 1962-64
Lou Gartner, 1958-59-60
Dennis Blanchard, 1956
Jim Stuelke, 1954-55

Jack Lindstrom, 1952-53
Barney Alleman, 1951
Howard Jensen, 1949-50
Bob Erwin, 1948
Floyd Lounsberry, 1929
Edwin Krekow, 1928
Burton Dutton, 1927
Curtis, 1926
E. Hill, 1926

83

DeShawn Hanika, 2020-21-22-23
Jalen Martin, 2016-17-18-19
Brett Medders, 2011-12-13-14-15
Jake Williams, 2008-09-10
Travis Ferguson, 2004-05-06-07-08
Derrick Catlett, 2005
Jamaul Montgomery, 2000-01-02-03
Reggie Moore, 1998-99
Gerrick Bivins, 1995-96-97
Dan Dostal, 1990-91-92-93-94
Tyrone Williams, 1988-89
Jeff Wodka, 1981-82-83-84-85
Tim Copeland, 1980
Greg Smith, 1978-79
Dan Martin, 1979
Bob Overton, 1973-74
Tom Padjon, 1970-71-72
Roy Snell, 1968-69
Bob Brouillette, 1967
Tyrone Cunningham, 1964-65-66
Scott Tiek, 1961-62
Sam Grooms, 1960
Gale Gibson, 1956-57-58
Ron Schwartz, 1955
Barney Alleman, 1952-53-54
Jim Doran, 1948-49-50
Dan Cherry, 1927

84

Gabe Burkle, 2022-23
Ezeriah Anderson, 2019-20-21
Amechie Walker, 2016-17
Jake Lemming, 2014
Ernst Brun, 2011-12-13
Michael Klacik, 2010
Derrick Catlett, 2006-07-08-09
Jason Berryman, 2003-05
Brandon Tinlin, 2003
Jason Lyftogt, 1998-99-2000-01
Willie Perryman, 1997
Josh Rank, 1996
Mitch Brocato, 1994-95
Mike Sakalas, 1993
Scott Wamsley, 1991
Marty Laurich, 1989
Matt Fauser, 1988
Hughes Suffer, 1984-87
Earl Collins, 1987
Curtis Livingston, 1983
Greg Buttz, 1982
Doug Allen, 1980-81
Mickey Leafblad, 1976-77-78-79
Don Greenwood, 1972-73
Les Mitchell, 1970-71
John Koningswood, 1968



ALL-TIME NUMBERS

Brian Fiekema, 1965-66-67
Ernie Kun, 1963-64
Steve Sturek, 1961
Dave Clayberg, 1960
Leo Marshall, 1958-59
Bill Fogarty, 1956-57
Bob Clark, 1953-54-55
Roger Cunningham, 1951-52
Jim Rock, 1949
Vernon Hall, 1925

85

Aidan Bitter, 2020-21-22-23
Tory Spears, 2018
John Nagel, 2017
Colby Shane, 2016-17
Connor Greene, 2015-16
Marley Allison, 2015
Mitchell Harger, 2012-13-14
Devin Lemke, 2012-13
Mark Phillips, 2011
Bailey Johnson, 2007-08-09-10
Jarred Carlson, 2010
Donnie Jennert, 2009
Justin Lillie, 2008
Tanner Tracy, 2005
Kenny Segin, 2001-02-03-04
DeAndre Phillips, 2000
Robert Brown, 1998
Tom Radke, 1995-96-97
James Brooks, 1990-91-92-93-94
Shawn Chambers, 1992
Mike Busch, 1986-87-88-89
Matt Rouse, 1989
Dave Boerschel, 1987
Michael Posey, 1984
Paul Turner, 1983
George Jessen, 1979-80-81-82
Greg Meckstroth, 1977-78
Al Dixon, 1974-75-76
Ike Harris, 1971-72-73
Otto Stowe, 1968-69-70
Fred Jones, 1967
Don Graves, 1966
Gary Yeager, 1965
Dennis Alitz, 1962-63-64
Duane Marcellus, 1960-61
Brian Dennis, 1956-57
Harold Potts, 1955
Mell Woustopal, 1953-54
Keith Hemingway, 1950-51-52
Dean Laun, 1948-49
Roland Coe, 1925

86

Andrew Keller, 2022-23
Jacob Hillmann, 2019-20-21-22
Cole Anderson, 2015-16-17-18
Alex Leslie, 2013-14
Kurt Hammerschmidt, 2008-09-10-11-12
Justin Lillie, 2006-07
Tyler Lorenzen, 2005
James Wright, 2003-04
Ryan Flanagan, 2001
Chris Anthony, 1997-98-99-2000
Mike Hansen, 1995-96-97

Ivory Mhoon, 1992-93-94
James McMillion, 1990-91
Stacy Harrison, 1989
Dennis Ross, 1985-86-87-88
Brett Blaney, 1980-81-82-83
Lee Weist, 1978-79
Mark Benda, 1975-76
Curt Vondrak, 1973
Scott Seeliger, 1971
Merv Krakau, 1970
John Kelly, 1968-69
George Maurer, 1964-65-66
John McGonegle, 1963
Ray Horky, 1960-61
Jid Winstead, 1958
Jim Stuelke, 1957
Tom Ferreebe, 1956
Mell Woustopal, 1955
Harold Potts, 1953-54
Dean Norman, 1948-49
Elmer Larson, 1928-29

87

Easton Dean, 2020-21-22-23
Ryan Pritchard, 2019
Zach Shipman, 2018
Sam Harms, 2016-17
Quan West, 2015
Cole Wilson, 2015
Chase Onken, 2013-14
David Irving, 2011-12-13
Chance Creekmur, 2012
Trey Seiser, 2010
Carter Bykowski, 2009
Alex Sandvig, 2007-08
Nick Campbell, 2006
Brett Jarvis, 2005
Andy Kohler, 2002-03-04
Tom Anthony, 2001
Steve Pfalter, 2000
Kenyatta Burris, 1998-99
Dennis DiBiase, 1994-95-96
Matt Rouse, 1990-91-92
Glen Waterhouse, 1992
Harold Champion, 1988
Dave Benoit, 1985-87
Robbie Minor, 1983-84-86
Doran Geise, 1981-82
Lou Vieceli, 1978-79-80
Steve Hicks, 1974
Doug Laz, 1973
Steve Loney, 1971
Brian Pauling, 1970
Greg Dukstein, 1966-67-68-69
Tom Trafals, 1965
Jim Bullis, 1963
Larry Montre, 1960-61-62
Bob Anderson, 1957-58-59
John Scheldrup, 1956
Bill Fogarty, 1955
Kim Tidd, 1952-53-54
LeRoy Beal, 1949-51
Miles Camery, 1948

88

Ikenna Ezeogou, 2022-23

Charlie Kolar, 2017-18-19-20-21
Justin Chandler, 2014-15-16
Matt Bannon, 2013
Ben Dinkins, 2011-12-13
Ja'Quarius Daniels, 2012
Collin Franklin, 2007-08-09-10
Ben Lamaak, 2006
Trent Flander, 2005
Tim TeBrink, 2003
Craig Kuhrt, 2002
Tom Kucera, 2000-01
Erron Matthews, 1999-2000
Mike Zorich, 1998
Micheal Jackson, 1997-98
Jason Grant, 1996
Mike Horacek, 1991-92-93-94-95
Craig Mahoney, 1988-89-90
Tom Stawniak, 1984-85-86-87
Michael Wade, 1983
Brett Lawrence, 1982
Dan Johnson, 1980-81
Guy Preston, 1974-75-76-77-78
Dave Greenwood, 1973
Bob Richardson, 1970-71
Sam Campbell, 1966-67-68
Randy Kidd, 1961-62-63
Dick Limerick, 1960
Max Wade, 1956
Mike Swale, 1952
Mal Schmidt, 1949-50-51
Harold Kornbaum, 1948
Webster Intermill, 1928-29

89

Trent Jones II, 2022-23
Tyler Claiborne, 2022-23
Dylan Soehner, 2016-17-18-19-20
Matt Leo, 2017-18-19
Clayton Henning, 2015
Jake Ortale, 2014
Pierce Richardson, 2010-11-12-13
Keith Blanton, 2009
Drew Mitchell, 2008
Eric Schultz, 2005-06
Rashaad Rasberry, 2001-02-03-04
Mitch Kennedy, 2000
Chinwuba Ikwuakor, 2000
Ross Dean, 1999
Damian Gibson, 1995-96-97-98
Bobby Campbell, 1994
Kurt Levetzow, 1993
Chris Spencer, 1988-89-90-91-92
Marcus Lester, 1985-86
Tracy Henderson, 1983-84
George Walker, 1980-81
Al Moton, 1979
Steve Weidemann, 1977-78
Glover Rogers, 1973-74-75-76
Tom Woolwine, 1970-71
Dick Kohler, 1969
Ted Reimer, 1966-67-68
Jim Monson, 1965
Larry Schreiber, 1960-61-62
Ron Fontana, 1957
Ron Schwartz, 1956
Jack Scheldrup, 1955

Larry Voetberg, 1954
Bill Cutter, 1953
Ron Thompson, 1952
Bob Voetberg, 1950-51
Glen Johnson, 1929

90

Braden Simonsen, 2022-23
Alex Probert, 2020
Joshua Bailey, 2017-18-19-20
Brayden Narveson, 2018-19
Nathan Fagnani, 2016
Casey Sickels, 2014-15
Mitchell Meyers, 2012-13-14
Mitch Amundson, 2011-12-13
Cleyon Laing, 2008-09-10-11-12
John Machado, 2006
Thomas Patton, 2005
Zac Brouillette, 2004
Klayton Shoals, 2002-03
Dwayne Johnson, 2001
Casey Shelton, 1999-2000
Greg Schoon, 1993-94-95-96-97
Richard Powell, 1990-91
Dan Daly, 1988
Craig Mahoney, 1987
Greg Lither, 1983-84-85-86
Jim Knuth, 1982
Ron Troyan, 1978-79-80-81
Scott Cole, 1977
Maynard Stensrud, 1974-75-76
Doug Wilke, 1972-73
Tom Potter, 1968-69-71
Roy Snell, 1970
Eli Strand, 1962
Bob Meling, 1953
Jay Marti, 1951
Wayne Reynolds, 1929

91

Blake Peterson, 2019-20-21-22
Mason Skovgard, 2018
Pierre Aka, 2012-13-14-15-16
Patrick Neal, 2007-08-09-10-11
Zac Brouillette, 2005
Tim TeBrink, 2000-01-02-04
Kyle Krampe, 2001
Robert Brannon, 1998-99
Jack Mitchell, 1997
Sheldon Napastuk, 1993-94-95-96
Paul Schulte, 1989-90-91
Ted Dooley, 1987
David Ferguson, 1985
Barry Moore, 1981-82-83-84
Jim Nissen, 1977-78-79-80
Luther Blue, 1976
Keith Krepfle, 1971-72-73
Andy Waller, 1968-69-70
Bill Merridith, 1960
Leo Olsen, 1955
Mike Swale, 1951
Charles Hood, 1929

92

Matt Seres, 2020
Jamahl Johnson, 2016-17-18-19



Adam Bradley, 2014-15
 Austin Krick, 2010-11-12-13
 Duane Hatfield, 2009
 Jerrod Black, 2007-08
 John Machado, 2005
 Jordan Carstens, 2000-01-02-03
 Darrion Branch, 1999
 Terry Thomas, 1996
 Oliver Ross, 1995
 Anthony Scott, 1991-92-93-94
 Matt Rysavy, 1993-94
 Ted Dooley, 1989
 Paul Kosnar, 1988
 Rusty Stuart, 1985
 Mark Crane, 1984
 Brett Lawrence, 1983
 James Ransom, 1979-80-81-82
 Rick White, 1976-77-78
 Jeff Yurchak, 1975
 Andre Roundtree, 1973-74
 Frank Pierce, 1971
 Therman Couch, 1969-70
 Eric Ghianni, 1968
 Clyde Senters, 1967
 Oliver Sparks, 1954
 Ed Schillmoeller, 1951
 Cecil Frederici, 1929

93

Obald Niyonkuru, 2023
 Isaiah Lee, 2018-19-20-21
 Eddie Ogamba, 2019-20
 Eric Silvester, 2016
 Hiro Sasaki, 2015
 Brandon Jensen, 2011-12-13-14
 Sam Anker, 2009-10
 Aaron Moore, 2009-10
 Carter Bykowski, 2008
 Bryce Braakmsa, 2004-05-06-07
 Kyle Knock, 1998-99-2000-01-02
 Jon Calease, 2001-02
 Kevin Costello, 1999-2000
 Matt Rysavy, 1995-96-97
 Joshua Yates, 1994
 Brandon Geise, 1992-93
 Matt Grubb, 1988-90-91
 Mike Ernst, 1987
 Johnny Lomax, 1985
 Steve Little, 1983-84
 Mark Carlson, 1979-80-81-82
 Mike Leaders, 1977
 Lenzy Perine, 1973-74-75-76
 Steve Burns, 1970
 Ray Harm, 1968-69
 Jim McCauley, 1951
 Lawrence Reid, 1929

94

Cameron Shook, 2020-21-22
 Kyle Krezek, 2019-20-21-22
 Devlyn Cousin, 2012-13-14
 Jake McDonough, 2008-09-10-11-12
 Stephan Dale, 2005-06
 Caleb Van Cleave, 2002-03-04
 Kevin Hines, 2001
 Aaron Howard, 2000

George Cunningham, 1999
 Jared Bucksa, 1997-98
 Alphonso Carter, 1994-95
 Marc Harris, 1993
 Brent Olsen, 1991-92
 Matt Kuhns, 1989-90
 Mike Shane, 1985
 James Butler, 1984
 Jeff Lambert, 1983
 Ralph Conner, 1981-82
 Lloyd Studniarz, 1977-78-79-80
 Les Leonard, 1974-75
 Lon Coleman, 1972-73
 Reggie Shoemake, 1970-71
 Larry Herrman, 1968
 George Heick, 1951
 Bervin Nelson, 1950
 Harold Teach, 1929

95

Dominique Orange, 2022-23
 Tucker Robertson, 2017-18-19-20-21
 Robby Garcia, 2013-14-15
 Ben Boesen, 2011-12-13-14-15
 Walter Woods, 2009-10-11-12-13
 Chris Moore, 2011
 Spenser Zegers, 2008
 Matt Berg, 2006
 Beau Klaffke, 2002-03
 Willie Judd, 2000-01
 Brent Braakmsa, 2000
 Clyde Sanders, 1998
 Jeremy Johnson, 1996
 Kurt Levetzow, 1994-95
 Eric Machin, 1993
 Matt Rehberg, 1987-88-89-90-91
 Bill Berthussen, 1982-83-84-85-86
 Todd Hedgespeth, 1981
 John Meis, 1977-78-79
 Ray King, 1973-74-75
 Greg Mulhall, 1970-71-72
 Dick Muller, 1969
 Richard Valentine, 1929

96

Chet Andrews, 2022-23
 Ben Garbarini, 2022
 J.R. Singleton, 2020
 Connor Assalley, 2016-17-18-19-20-21
 Ben Latusek, 2017-18
 Ma'Kayle Phillips, 2014-15
 Rob Staub, 2012-13
 Paul Zinnel, 2011
 Austin Alburts, 2006-07-08-09
 Matt Wood, 2004-05
 Eric Schmitz, 2003
 Brent Nelson, 2002
 Paul Jarrett, 2000-01
 Mike McKnight, 1998-99-2000
 Kyle Pelecky, 1995-96-97
 Bryan Guill, 1996
 Greg Rogala, 1993
 George Conditt, 1989-90-91-92
 Perry Lawres, 1984-85
 Rodney Hutchins, 1979-80-81-82-83
 Tom Boskey, 1975-76-77-78

Kevin Cartier, 1973-74
 Duane Ohrt, 1973-74
 Dave Jahnke, 1970-71
 Scott Seeliger, 1969
 Ward Barritt, 1950
 Kern Elerick, 1929

97

Kyle Konrardy, 2023
 Jayden Gray, 2021-22
 Kaden Sutton, 2020-21-22-23
 Drake Nettles, 2019-20-21-22
 Angel Dominguez, 2017-18
 Demond Tucker, 2015-16
 Tyler Harmeyer, 2013-14
 Jordan Studer, 2012
 Stephen Ruempolhammer, 2008-09-10-11
 Eric Schmitz, 2001-02
 Matt Wood, 2003
 Chris Hopkins, 2002
 Nick Zeitler, 2001
 Shawn Sangster, 2000
 Adam Jablonski, 1999
 Rudy Ruffolo, 1993-94-95-96-97
 Shane Dunlevy, 1989-90-91-92
 Ken Sandbloom, 1986
 Jay Nelson, 1982-83-84
 Tom Ackerson, 1981
 Mark Angellotti, 1980
 Derek Andrews, 1979
 Jay Niemann, 1979
 Tony Sobers, 1978
 Doug Lenth, 1972-73-75
 Mark Benda, 1974
 Gregg Ott, 1971
 Mike Dely, 1970
 Tim Connor, 1969
 Roy Conaway, 1929

98

Ryan Millmore, 2023
 Seth Greiner, 2020-21-22
 Trent McCann, 2021-22
 Brian Papazian, 2019
 Joe Rivera, 2016-17-18
 Trent Taylor, 2014-15
 Henry Simon, 2011-12
 Jerrod Black, 2009-10
 Ryne Sandhagen, 2005
 Mitch Curtis, 2000-01-02
 Chris O'Hollearn, 2001
 Nigel Tharpe, 1997-98-99-2000
 Kevin Fleecs, 1991-92-93-94-95
 Stacy Harrison, 1990
 Kendell Webb, 1988-89
 Larry Ratigan, 1987
 Steve Renfro, 1986
 Jeff Utes, 1985
 Erich Rumble, 1983
 Jay Niemann, 1980-81-82
 Jim Sweeney, 1978-79
 Scott Pederson, 1977
 Pierre Gelinax, 1972-73-74
 Bradd Steckmesser, 1971
 Dave Jahnke, 1969
 Truman Nelson, 1929

99

Keegan Shackford, 2022-23
 Howard Brown, 2021-22
 Will McDonald IV, 2018
 Vernell Trent, 2013-14-15-16-17
 Quinton Pompey, 2011-12
 Nate Krumel, 2011
 Chase Hurtig, 2008-09
 Nick Howe, 2004-05-06-07
 Kevin DeRonde, 1997-98-99-2000-01
 Casey Baldwin, 2000
 Bryan Guill, 1995
 Trent Toline, 1993
 Mark Dunn, 1989-90-91
 Doug Krsek, 1988
 Brad Hrenke, 1985
 Roger Youngblut, 1982-83
 Marc Butts, 1979-80-81
 Al Jacobs, 1976-77
 Paul Ridder, 1973
 Mark Williams, 1972
 Owen Austrheim, 1970-71
 John Massa, 1934



CYCLONE ALL-AMERICANS



DICK BARKER OFFENSIVE GUARD (1919)

Was an All-America selection on the Eckersall team in the *Chicago Tribune* in 1919 ... also made Knute Rockne's All-American list ... was an All-Missouri Valley guard in 1917 and 1919 ... was the second ISU player to play professional football, signing with the Chicago Bears in 1921 ... he and 1920 All-American Polly Wallace both came to Iowa State College from Oklahoma City ... both also wrestled for ISU ... Barker was enshrined in the College Wrestling Hall of Fame in 1991 ... coached football and wrestling at Cornell College in Mt. Vernon, Iowa, in 1922, and then went to the University of Michigan where he started its wrestling program ... returned to Cornell and again directed that wrestling program until the early 1940 ... inducted into ISU's Letterwinners Club Hall of Fame.



POLLY WALLACE CENTER (1920)

Honored as an All-American center in 1920 ... was also an All-Missouri Valley Conference selection at that position ... captained the team in his senior season, 1921 ... inducted into ISU's Letterwinners Club Hall of Fame.



FRED POOLE PUNTER (1934)

Honored as an All-American punter in 1934 ... also played basketball and ran track for Iowa State College, lettering eight times ... best known for his booming punts that left Iowa deep in its own territory and helped the Cyclones to a 31-6 win in 1934 ... averaged 55 yards on 12 punts in that game ... was an all-conference end in 1934 ... played halfback in 1935 and 1936 ... served as Cyclone Club president.



IKE HAYES OFFENSIVE GUARD (1935)

Ike Hayes, brother of former legendary Ohio State coach Woody Hayes, was a 1935 second-team News Enterprise Association All-America selection ... was an offensive guard who also was selected All-Big Six in 1934 and 1935 ... served as a veterinarian in the Waterloo area and was active on the ISU Athletic Council.



EVERETT KISCHER QUARTERBACK (1938)

Was a standout quarterback at Iowa State and leader of the 1938 squad which ranks as one of the best in Cyclone history ... was a third-team All-America selection by the News Enterprise Association ... the native of Albert City, Iowa, was also an All-Big Six selection in 1938 ... in the 1938 game vs. Kansas State, his passing led to two Cyclone touchdowns which kept ISU's undefeated season going into the season finale against Oklahoma for a berth in the Orange Bowl ... played in the *Chicago Tribune* College All-Star Game ... was drafted by the Chicago Bears ... inducted into ISU's Letterwinners Club Hall of Fame.



ED BOCK OFFENSIVE GUARD (1938)

Iowa State's first consensus All-America selection ... chosen in 1938 as an All-America offensive guard ... also a two-time All-Big Six selection at guard ... first Cyclone football player to be inducted into the National Football Hall of Fame ... first ISU player to appear in a postseason all-star game, playing in the East-West Shrine Game, the Dallas Dream Game and the *Chicago Tribune* College All-Star Game ... became the president of Monsanto Chemical Co. ... inducted into ISU's Letterwinners Club Hall of Fame.




TOM SMITH GUARD (1940)

Earned third-team NEA All-America honors ... Boone native was 1940 team captain ... one of few linemen to call team signals in his era ... blocked punt for safety in Iowa State's 1938 win at Nebraska ... two-year starter ... tenacious blocker known for tackling ability ... killed in World War II.



JACK FATHAUER OFFENSIVE GUARD (1944)

The offensive guard came to Iowa State for Navy V-12 training while in service during World War II ... was a second-team All-America choice by Bill Stern in *Look Magazine* ... an All-Big Six guard in 1944 and 1945 ... ISU was 6-1-1 in 1944 and finished second in the league ... a four-time letterwinner (1943-46).



JIM DORAN WIDE RECEIVER (1950)

Earned All-America honors at end in 1950 ... also a two-time All-Big Seven Conference selection ... caught 79 passes for 1,410 yards during his three-year career at Iowa State ... formerly held the school mark for reception yards in a game with 203 yards vs. Oklahoma in 1950 ... that record stood for 34 years until Tracy Henderson broke it in 1984 ... appeared in the East-West Shrine Game, and was the first Cyclone to receive an invitation to play in the Hula Bowl ... played professional football from 1951-61 with the Detroit Lions and the Dallas Cowboys ... was the first Cowboy to make the Pro Bowl ... in 1991, the Jim Doran Award was established to honor the outstanding Iowa State performer on special teams ... inducted into ISU's Letterwinners Club Hall of Fame.



DWIGHT NICHOLS RUNNING BACK (1959)

All-American tailback during 1959 season ... captain of ISU's famed "Dirty Thirty" team of 1959 ... three-time All-Big Eight Conference selection at tailback ... first ISU player to rush for over 2,000 yards during his career, compiling 2,232 total yards ... also named to the 1959 academic all-conference team ... finished as the nation's No. 3 rusher in 1958 and 1959 ... played in the Hula Bowl, Blue-Gray Game and Optimist Bowl ... inducted into ISU's Letterwinners Club Hall of Fame.

CYCLONE ALL-AMERICANS




TOM WATKINS

FULLBACK (1960)

Earned All-America honors at fullback ... rushed for 1,605 yards during his three-year collegiate career ... two-time All-Big Eight Conference selection ... finished second nationally in rushing yardage in 1959 ... appeared in the East-West Shrine

Game, the Hula Bowl and the Lions' Club All-American Bowl following the 1960 season ... played in the NFL from 1961-68 ... inducted into ISU's Letterwinners Club Hall of Fame.



DAVE HOPPMANN

TAILBACK (1961, 1962)

One of ISU's five two-time All-America selections ... earned All-America honors at tailback in both 1961 and 1962 ... also earned All-Big Eight Conference honors those same two seasons ... led the nation in total offense with 1,638

yards during the 1961 season ... until 1995, he held the record for rushing yardage in a game, with 271 yards against Kansas State in 1961 ... played in the Blue-Gray Bowl, the Senior Bowl and the All-American Game ... played in the Canadian Professional Football League from 1962-67 ... inducted into ISU's Letterwinners Club Hall of Fame.



TOM VAUGHN

RUNNING BACK (1963)

Won All-America accolades at fullback in 1963 ... earned All-Big Eight Conference honors at fullback in 1963 and at defensive back in 1964 ... rushed for 1,889 yards during his three-year collegiate career ... scored 139 points

during his career ... played in the East-West Shrine Game and the Hula Bowl ... played seven years of professional football with the Detroit Lions ... former Iowa State assistant football coach under Earle Bruce, helping the Cyclones to bowl berths in 1977 and 1978 ... inducted into ISU's Letterwinners Club Hall of Fame.




JOHN VAN SICKLEN

OFFENSIVE TACKLE (1964)

All-American performer at offensive tackle in 1964 ... Iowa State's third offensive lineman to be selected to an All-American squad ... also tabbed a Big Eight all-conference tackle the same season ... selected to play in the

Blue-Gray Bowl and the Senior Bowl ... inducted into ISU's Letterwinners Club Hall of Fame.



EPPIE BARNEY

WIDE RECEIVER (1966)

Ranks as one of the top receivers in Iowa State history ... All-American receiver in 1966 ... All-Big Eight Conference selection in both 1965 and 1966 ... caught 97 passes for 1,350 yards in his three-year collegiate career ... selected to play in

two postseason games, including the Blue-Gray Bowl and the Senior Bowl ... played two seasons of professional football with the Cleveland Browns ... inducted into ISU's Letterwinners Club Hall of Fame.



GEORGE AMUNDSON

QUARTERBACK (1972)

One of the greatest players in school history ... earned national acclaim in 1972, leading the Cyclones to a berth in the Liberty Bowl ... posted 4,798 yards of total offense ... only Iowa State player to rush for 2,000 yards (2,130) as

well as pass for 2,000 yards (2,668) during his career ... tallied a then-school-record 1,260 rushing yards in 1971 ... played in three postseason games, the East-West Shrine Game, the Hula Bowl and the All-Star Game ... highest NFL draft pick in school history (No. 14) ... played three years in the NFL (1973-75) ... inducted into ISU's Letterwinners Club Hall of Fame.



MERV KRAKAU

DEFENSIVE END (1972)

Iowa State's first defensive All-American ... selected as an All-America defensive end in 1972 when the Cyclones played in the Liberty Bowl ... also an All-Big Eight Conference performer at defensive end in 1972 ... played in the Senior

Bowl ... played professional football with the Buffalo Bills and the New England Patriots ... inducted into ISU's Letterwinners Club Hall of Fame.



GEARY MURDOCK

OFFENSIVE GUARD (1972)

One of three Iowa State All-Americans in 1972 when the Cyclones earned a berth in the Liberty Bowl ... selected all-conference at offensive guard in 1972 ... played in the Lions' Club All-American Bowl ... spent two seasons in

the CFL with Calgary and British Columbia ... inducted into ISU's Letterwinners Club Hall of Fame.



MATT BLAIR

LINEBACKER (1973)

One of the top linebackers ever at Iowa State ... earned All-America and All-Big Eight Conference recognition at rover in 1973 ... played on the 1971 Cyclone squad that went to the Sun Bowl and the 1972 Liberty Bowl team ... recorded

121 tackles during 1971 campaign ... selected to play in three postseason games, including the Hula Bowl, the East-West Shrine Game and the Senior Bowl ... starred with the Minnesota Vikings from 1974-85 ... was selected to play in the Pro Bowl six times ... inducted into ISU's Letterwinners Club Hall of Fame.



BARRY HILL

SAFETY (1974)

Iowa State's only All-American safety, earning recognition in 1974 ... intercepted a school-record four passes against Kansas as a senior in 1974 ... holds Iowa State and Big Eight Conference records for interceptions in a season with nine

in 1974 ... owns ISU and conference career records for interceptions with 21 ... only Cyclone to play in four postseason classics ... played in the Blue-Gray Bowl, Lions' Club All-American Bowl, All-American Game and the East-West Shrine Game ... played two NFL seasons (1975-76) with the Miami Dolphins ... inducted into ISU's Letterwinners Club Hall of Fame.



CYCLONE ALL-AMERICANS



LUTHER BLUE SPLIT END (1976)

Earned All-America recognition at split end in 1976 ... also an All-Big Eight Conference pickin 1976 ... caught 69 passes for 1,274 yards in his three-year collegiate career ... second-best career kick return average (26.47 ypr) in program

history with 1,006 yards on 38 returns ... recorded fourth-longest kickoff return for a touchdown with his 95-yard return in the 1976 victory over Nebraska ... played in one postseason game, the Senior Bowl ... caught the first touchdown pass in Jack Trice Stadium ... played professional football with the Detroit Lions, Philadelphia Eagles and Toronto Argonauts (CFL) ... inducted into ISU's Letterwinners Club Hall of Fame.



RON MCFARLAND NOSE GUARD (1977)

The nose guard was a 1977 second-team All-America selection his senior season by *Football News* ... earned the honor despite playing in only six games after injuring his knee against Oklahoma ... a four-year starter for the Cyclones (1973-

74-75-77) ... redshirted in 1976 ... member of ISU's 1977 team that played North Carolina State in the Peach Bowl.



MIKE STENSRUD DEFENSIVE TACKLE (1978)

Led the Cyclones to back-to-back bowl berths in 1977 (Peach Bowl) and 1978 (Hall of Fame Bowl) ... selected as an All-American at defensive tackle in 1978 ... also named All-Big Eight at defensive tackle in both 1977 and 1978 ... recorded

306 tackles during his four-year ISU career ... selected to play in both the Hula Bowl and Senior Bowl ... enjoyed an 11-year NFL career with the Houston Oilers, Minnesota Vikings, Tampa Bay Buccaneers, Kansas City Chiefs and Washington Redskins ... inducted into ISU's Letterwinners Club Hall of Fame.



DEXTER GREEN TAILBACK (1978)

ISU's fourth-leading career rusher with 3,437 yards ... All-American in 1978 ... tied for fifth on career scoring chart with 228 points ... totaled 3,500 yards of total offense in his career ... tallied a pair of 1,000-yard rushing seasons ... two-time

All-Big Eight tailback ... Hula, Japan and Olympia Gold Bowl participant ... inducted into ISU's Letterwinners Club Hall of Fame.



WAYNE CRUTCHFIELD TAILBACK (1980)

All-American tailback in 1980, when he rushed for a then-ISU single-season record of 1,312 yards ... tallied 2,501 career rushing yards in his brilliant two-year career ... scored then-school record 104 points in 1981 ... two-time All-Big

Eight selection ... Hula and Olympia Bowl selection ... played with the NFL's New York Jets, Houston Oilers and Los Angeles Rams ... inducted into ISU's Letterwinners Club Hall of Fame.



KARL NELSON OFFENSIVE TACKLE (1982)

All-American offensive tackle in 1982 ... two-time All-Big Eight selection and a three-time All-Big Eight academic pick ... named the Cyclones' top offensive lineman three consecutive years ... played in the East-West Shrine Game

... drafted by the New York Giants in the third round ... retired after four seasons with the Giants ... wrote "*Life on the Line*," his autobiography chronicling his comeback from Hodgkin's Disease ... inducted into ISU's Letterwinners Club Hall of Fame.



TRACY HENDERSON WIDE RECEIVER (1983, 1984)

Two-time All-American, earning national acclaim in 1983 and 1984 ... ended his career as the Big Eight Conference record holder for career receptions with 150 and then-ISU career leader for reception yardage with 2,048 ... caught

81 passes for 1,051 yards in 1983, setting ISU and Big Eight marks for receptions in a season, receiving yards in a season and receptions in a game with 16 catches at Kansas State ... also set the ISU record for touchdown receptions in a season ... first receiver ever in the Big Eight Conference to amass 1,000 reception yards in a single season ... fifth-round draft pick of the New York Giants.



MIKE BUSCH TIGHT END (1989)

Consensus All-American ... First-team All-American selection at tight end by UPI, Kodak and Walter Camp in 1989 ... first-team All-Big Eight selection by AP, UPI and the Big Eight coaches in 1989 ... also a baseball All-American at

first base in 1990 ... named 1990 Big Eight Athlete of the Year ... finished his senior season with 375 yards on 23 receptions ... career total of 1,061 yards on 78 receptions ... played in the East-West Shrine Game ... drafted in the 10th round of the 1990 NFL draft by Tampa Bay ... also drafted in the fourth round of the 1990 Major League Baseball draft by the Los Angeles Dodgers and chose to pursue a professional baseball career ... debuted for the Dodgers in the major leagues in 1995 ... inducted into ISU's Letterwinners Club Hall of Fame.



BLAISE BRYANT TAILBACK (1989)

A third-team All-America selection following his junior season by The Associated Press ... also a first-team All-Big Eight choice in 1989 by AP, UPI and the Big Eight Conference coaches ... *Playboy* pre-season All-America selection in

1990 ... led Big Eight Conference in rushing with 1,516 yards, and in scoring with 120 points ... both were then-ISU school records ... also set records for most touchdowns and rushing touchdowns scored in a season (19), most all-purpose yards (1,718) and most 200-yard games in a season (2) ... tied the then-school record for most 100-yard games in a season with seven ... gained 213 yards in his Cyclone debut against Ohio, the most-ever by a Big Eight running back in his first game ... played in the East-West Shrine Game ... a sixth-round selection by the New York Jets ... spent four seasons with the CFL's Winnipeg Blue Bombers.




GENE WILLIAMS OFFENSIVE TACKLE (1990)

A third-team All-America choice by the Gannett News Service in 1990 ... the offensive guard also was a first-team All-Big Eight pick as a senior in 1990 ... drafted in the fifth round by the Miami Dolphins and also played for the Cleveland Browns and Atlanta Falcons ... was a second-team all-conference selection his junior season ... selected as ISU's Outstanding Offensive Lineman in 1990 ... played in the Blue-Gray Bowl ... inducted into ISU's Letterwinners Club Hall of Fame.



DOUG SKARTVEDT OFFENSIVE TACKLE (1993)

A four-year starter ... was named to *The Associated Press*' third All-America team ... earned AP first-team All-Big Eight honors as a senior ... was All-Big Eight his junior year despite playing most of the season with broken bones in his left hand and a twisted left knee ... graded out at championship level in every game his senior season ... Iowa State's 1993 rushing attack was one of the most prolific in the history of Cyclone football and Skartvedt was the biggest reason for the major increase ... invited to play in the Hula Bowl and the Blue-Gray Bowl ... signed a free agent contract with the Los Angeles Raiders.



TROY DAVIS RUNNING BACK (1995, 1996)

Led the nation in rushing for two consecutive seasons in 1995 and 1996 to become the first player in NCAA FBS history with two 2,000-yard rushing seasons ... his 2,185 yards in 1996 is the third-highest total in NCAA history in an 11-game season ... finished second in Heisman Trophy balloting in 1996 after finishing fifth the previous year ... a two-time consensus All-America choice ... held NCAA sophomore rushing yardage and rushing yards per game records ... compiled 4,195 yards in two seasons, the most prolific two-year rushing total in NCAA history ... tallied the third-highest single-game rushing total in NCAA FBS history at the time, running for a school-record 378 yards against Missouri (Sept. 28, 1996) ... holds nearly every school rushing record ... played three seasons with the New Orleans Saints ... played eight seasons in the CFL, leading Edmonton to the 2005 Grey Cup Championship ... inducted into the College Football Hall of Fame in 2016 ... inducted into ISU's Letterwinners Club Hall of Fame.



BEN BRUNS CENTER (2000)

A third-team All-America choice by *Football News* ... the first-team All-Big 12 center (*The Associated Press*, *Football News*) overcame two knee surgeries to make 37 career starts ... blocked for a 1,000-yard rusher in each of his four collegiate seasons ... Cyclones ranked second in the Big 12 and allowed just seven sacks his senior season ... graded out at championship level in every game his senior season ... also an academic All-Big 12 honoree.



KELECHI OSEMELE OFFENSIVE TACKLE (2011)

A first-team All-America selection by *Sports Illustrated* ... selected in the second round (60th pick) of the NFL Draft by the Baltimore Ravens ... 2011 first-team All-Big 12 pick by the coaches and *The Associated Press* ... played in 49 career games and finished career making 44 consecutive starts ... was on the preseason watch lists for the Rotary Lombardi Trophy and the Outland Trophy ... earned all-conference honors three times in his career ... 2011 co-captain ... won a Super Bowl ring as a starter on the Ravens' Super Bowl XLVII champion team ... named All-Pro in 2016 and played in two Pro Bowls as an Oakland Raider.




JAKE KNOTT LINEBACKER (2012)

A fourth-team All-American at linebacker by *Phil Steele Magazine* ... also earned All-Big 12 first-team honors from *The Associated Press* and the coaches in 2012 ... finished season with 79 tackles despite missing final five games of the season with a shoulder injury ... finished career with 347 tackles, good for seventh all-time at Iowa State ... was on Bednarik, Butkus, Nagurski and Rotary Lombardi Watch Lists ... two-time co-captain ... played two seasons in the NFL with the Philadelphia Eagles and Miami Dolphins.



E.J. BIBBS TIGHT END (2014)


Iowa State's second tight end to earn All-America honors, making third-team All-American by CSM in 2014 ... finished season with 45 receptions and eight touchdowns in 10 games, leading all "Power 5" tight ends in touchdown catches and ranking second in receptions per game (4.5) ... was a semifinalist for the John Mackey Award and earned All-Big 12 first-team honors ... caught a pass in all 22 games he played in at Iowa State, ranking fourth all-time in catches by a tight end in ISU history (84) in just two seasons ... team co-captain who was invited to the 2015 Senior Bowl.



JOEL LANNING LINEBACKER/QUARTERBACK (2017)

One of the best stories in ISU football history, Joel Lanning earned first-team All-American by the FWAA and second-team honors by *Sports Illustrated* in his only season at linebacker in 2017 ... gained national attention for his uncanny versatility, registering an astounding 1,002 snaps on defense, offense and special teams ... led the team in tackles (114), was second in sacks (6.0) and third in TFL (11.0) ... he also recorded 135 rushing yards and 47 passing yards in spot duty at QB ... was the runner-up for the Paul Hornung Award and Lombardi Award ... two-time team captain.

CYCLONE ALL-AMERICANS



DAVID MONTGOMERY RUNNING BACK (2017, 2018)

A two-time first-team All-America selection by *Pro Football Focus*, David Montgomery is one of five Cyclones to earn All-America honors twice ... produced back-to-back 1,000-yard seasons in 2017 (1,146) and 2018 (1,216), earning first-team All-Big 12 honors twice and ranking third in the Big 12 both times ... recorded seven 100-yard rushing games in 2018 to tie for fourth on ISU's season list ... team captain and Doak Walker Award semifinalist ... rushed for 13 touchdowns in 2018 and 11 in 2017 ... gained 2,925 yards in three seasons ... led the nation in forced missed tackles according to PFF in 2017 (109) and 2018 (100) ... third-round pick in the 2019 NFL Draft by the Chicago Bears.



HAKEEM BUTLER WIDE RECEIVER (2018)

A second-team All-American by *The Athletic* and *College Football News* in 2018 ... also earned All-Big 12 first-team honors by ESPN ... broke or matched ISU season records in receiving yards (1,318), yards per reception (22.0) and 100-yard receiving games (6) ... third in the nation in yards per reception (22.0) and ninth nationally in receiving yards per game (101.4) ... also caught nine touchdown passes and had 10 catches of 40 yards or more to rank third in the nation ... tallied 192 receiving yards vs. Washington State in the Alamo Bowl ... fourth-round pick in the 2019 NFL Draft.



BRIAN PEAVY CORNERBACK (2018)

A four-time All-Big 12 recipient at cornerback and a *Pro Football Focus* All-American in 2018 ... two-time team captain who started 47 games, forced six fumbles, picked off six passes and defended 44 passes in his career ... first Cyclone to defeat every conference opponent in a four-year career ... was a second-team All-Big 12 selection in 2017 and 2018 ... posted 57 tackles, had eight pass breakups and ranked third in the Big 12 in forced fumbles (3) in 2018.



CHARLIE KOLAR TIGHT END (2019, 2020, 2021)

The greatest tight end in school history, Charlie Kolar is the only three-time All-American in Cyclone football history ... Kolar was a second-team All-American by the FWAA in 2019, a second-team All-American by Walter Camp and the AFCA in 2020 and a third-team All-American by *Phil Steele Magazine* in 2021 ... a three-time first-team All-Big 12 pick and three-time first-team CoSIDA Academic All-American, Kolar won the 2021 William V. Campbell Trophy as the nation's best football scholar-athlete ... owns the top three receiving yardage seasons by a tight end in school history: 756 (2021), 697 (2019), 591 (2020) ... twice was one of three finalists for the Mackey Award (2020, 2021) and ranks in ISU's career Top 5 in receptions (168), receiving yards (2,181) and touchdown catches (23) ... a fourth-round pick in the 2022 NFL Draft by the Baltimore Ravens.



BREECE HALL RUNNING BACK (2020, 2021)

The only unanimous All-American in Iowa State history (2020) and a two-time consensus All-American (2020, 2021) ... two-time Big 12 Offensive Player of the Year (2020, 2021) and twice finished in the Top 10 in the Heisman Trophy balloting (2020, 6th; 2021; 10th) ... broke or tied 11 school records, including season totals in touchdowns (23 in 2020 & 2021), scoring (138 in 2020 & 2021) and rushing touchdowns (21 in 2020) ... ISU's all-time leader in scoring (336), rushing touchdowns (50) and total touchdowns (56) ... led the Big 12 in rushing in 2020 (1,572) and 2021 (1,472) ... led the nation in rushing yards in 2020 ... owns the school and Big 12 record for multi-TD games (20) ... broke the NCAA FBS record for consecutive games with a rushing touchdown (24) ... 36th pick in the 2022 NFL Draft by the New York Jets.



KENE NWANGWU KICK RETURNER (2020)

Fourth-team All-American kick returner by *Phil Steele Magazine* ... honorable mention All-Big 12 ... Big 12 Scholar-Athlete of the Year ... career 26.8 kickoff return average is first in school history and seventh in Big 12 history ... career kickoff yards (2,470) is third all-time in Big 12 history ... seventh in the nation in kickoff return average at 28.9 in 2020, ranking second on ISU's single-season list ... had five returns of 30+ yards, including two of 65 yards or longer in the second half to aid in a pair of ISU come-from-behind victories (Oklahoma, Baylor) ... was also third on the team in rushing (339) and rushing touchdowns (4) ... fourth-round pick in 2021 NFL Draft.



MIKE ROSE LINEBACKER (2020)

First-team All-American by *The Athletic* and *Phil Steele Magazine*, and a second-team All-America selection by *The Associated Press* and *Sporting News* in 2020 ... Big 12 Defensive Player of the Year and a four-time All-Big 12 pick, earning first-team honors in 2020 and 2021 ... led team and the Big 12 in tackles (96) and interceptions (5) in 2020 ... his five interceptions were first nationally among linebackers and the most-ever by a Cyclone linebacker ... secured two ISU wins with a pair of late fourth-quarter interceptions ... also led the 2020 team with six QB hurries and was third on team in TFL (10.5).



JAQUAN BAILEY DEFENSIVE END (2020)

A first-team All-American by the FWAA and *Phil Steele Magazine*, and a third-team All-American by *The Associated Press* in 2020 ... three-time All-Big 12 pick, including first-team accolades in 2020 ... started 49 games and is ISU's career leader in TFL (44.5) and second in sacks (25.5) ... also tallied 151 tackles, four forced fumbles, 13 pass break ups and 11 QB hurries in his career ... posted 38 tackles and was second on the team in sacks (7.0) and TFL (13.0) in 2020 ... equaled single-game school marks in sacks (3.5) and TFL (4.0) vs. TCU in 2020.



WILL MCDONALD IV **DEFENSIVE END (2021)**

A first-team All-American by the FWAAs and a third-team All-American by *The Associated Press* in 2021 ... two-time first-team All-Big 12 pick (2020, 2021) ... broke his own single-season school record with 11.5 sacks in 2021, leading

the Big 12 and ranking ninth nationally ... was second in the Big 12, fifth nationally and tied the school record with five forced fumbles ... also second in the league in TFL (14.0) ... was the Big 12 leader in sacks in 2020 (10.5) and produced the second-most sacks (22.0) nationally from 2020-21 ... first-round pick by the New York Jets in the 2023 NFL Draft.



ANDREW MEVIS **PLACEKICKER (2021)**

Third-team 2021 All-American by *Phil Steele Magazine* ... honorable mention All-Big 12 ... tied school record with 20 field goals made and connected on 86.9 percent of his kicks, the second-best clip in school history ...

made 10 field goals from 40+ yards, the most in a season by a Cyclone and sixth-most nationally ... made 15 consecutive field goals to tie the best streak in school history ... boomed two 50-yarders, including a 54-yarder at UNLV, the seventh-longest kick in Cyclone history.



XAVIER HUTCHINSON **WIDE RECEIVER (2022)**

First-team 2022 All-American by *The Associated Press* and *Pro Football Focus (PFF)* ... second-team All-America by AFCA and *CBS Sports* ... third-team All-America by *Phil Steele Magazine* ... Biletnikoff Award Finalist and first-

team All-Big 12 by the coaches and *The Associated Press* ... re-wrote the Cyclone record books, breaking his own single-season record with 107 receptions and the career record with 254 receptions, the most-ever by a Big 12 receiver in three seasons ... had 1,171 receiver yards in 2022 and led the nation in receptions per game (8.9), making at least eight receptions in 11 of 12 games ... was among the top-10 nationally in receiving yards (8th) and receiving yards per game (7th, 97.6), both of which led the Big 12 Conference ... sixth-round pick in the 2023 NFL Draft by the Houston Texans.



T.J. TAMPA **DEFENSIVE BACK (2023)**

Third-team 2022 All-American by *The Associated Press* ... Thorpe and Bednarik Award semifinalist ... first-team All-Big 12 from the league's coaches and *The Associated Press* ... one of the top cornerbacks in the

nation, finished with 44 tackles and had two interceptions ... clinched the win against Oklahoma State with an interception with less than two minutes remaining and OSU in Cyclone territory ... finished season with seven pass breakups and allowed just one touchdown in his last 497 coverage snaps ... fourth-round pick by the Baltimore Ravens in the 2024 NFL Draft.

CYCLONE NFL/AFL DRAFT PICKS

ALL-TIME NFL/AFL DRAFT PICKS

Year Name (Round/Overall/Team)

2024 T.J. Tampa (4/130/Baltimore)
 2023 Will McDonald IV (1/15/NY Jets)
 Xavier Hutchinson (6/205/Houston)
 Anthony Johnson Jr. (7/242/Green Bay)
 2022 Breece Hall (2/36/NY Jets)
 Enyi Uwazurike (4/116/Denver)
 Charlie Kolar (4/128/Baltimore)
 Brock Purdy (7/262/San Francisco)
 2021 Kene Nwangwu (4/119/Minnesota)
 2019 David Montgomery (3/73/Chicago)
 Hakeem Butler (4/103/Arizona)
 2014 Jeremiah George (5/154/NY Jets)
 2013 A.J. Klein (5/148/Carolina)
 Carter Bykowski (7/246/San Francisco)
 2012 Kelechi Osemele (2/60/Baltimore)
 2009 Reggie Stephens (7/228/Cincinnati)
 2008 Alvin Bowen (5/147/Buffalo)
 Ahtyba Rubin (6/190/Cleveland)
 2007 Aaron Brant (7/241/Chicago)
 2006 Tim Dobbins (5/151/San Diego)
 2005 Ellis Hobbs (3/84/New England)
 2003 Seneca Wallace (4/110/Seattle)
 2002 Mike Banks (7/223/Arizona)
 2001 Reggie Hayward (3/87/Denver)
 Sage Rosenfels (4/109/Washington)
 James Reed (7/206/NY Jets)
 1998 Oliver Ross (5/138/Dallas)
 1997 Troy Davis (3/62/New Orleans)
 Tim Kohn (3/85/Oakland)
 1991 Marcus Robertson (4/102/Houston)
 Gene Williams (5/121/Miami)
 Blaise Bryant (6/148/NY Jets)
 1990 Keith Sims (2/39/Miami)
 Mike Busch (10/254/Tampa Bay)
 1989 Joe Henderson (10/273/New Orleans)
 1987 Dennis Gibson (8/203/Detroit)
 Terrence Anthony (9/236/Atlanta)

Bill Berthusen (12/321/NY Giants)
 1986 Jim Luebbers (9/241/NY Giants)
 1985 Tracy Henderson (5/132/NY Giants)
 1984 Chris Washington (6/142/Tampa Bay)
 Bruce Reimers (8/204/Cincinnati)
 Dan Martin (11/288/NY Jets)
 1983 Karl Nelson (3/70/NY Giants)
 1982 Dwayne Crutchfield (3/79/NY Jets)
 Dan Johnson (7/170/Miami)
 1981 Kenny Neil (7/169/NY Jets)
 1979 Mike Stensrud (2/31/Houston)
 1978 Tom Randall (7/194/Dallas)
 1977 Luther Blue (4/96/Detroit)
 Al Dixon (7/178/NY Giants)
 Otis Rodgers (8/211/NY Giants)
 Dave Greenwood (12/320/Detroit)
 1976 Bob Bos (9/239/Seattle)
 Greg Pittman (11/306/Denver)
 Forry Smith (11/309/Buffalo)
 Randy Young (11/339/Miami)
 1975 Barry Hill (5/127/Miami)
 Mike Strachan (9/216/New Orleans)
 Brad Storm (12/288/Baltimore)
 Andre Roundtree (12/300/Detroit)
 Tom Goedjen (16/414/Minnesota)
 1974 Matt Blair (2/51/Minnesota)
 Ike Harris (4/91/St. Louis)
 Keith Krepfle (5/115/Philadelphia)
 Ted Jorнов (13/335/Cincinnati)
 Willie Jones (15/381/Atlanta)
 Larry Hunt (15/387/Pittsburgh)
 1973 George Amundson (1/14/Houston)
 Dave McCurry (5/130/Miami)
 George Campbell (7/170/Atlanta)
 Geary Murdock (11/274/Minnesota)
 Merv Krakau (14/344/Buffalo)
 1972 Dean Carlson (7/179/Kansas City)



George Amundson is the highest NFL Draft pick in school history, selected as the 14th pick in the 1973 NFL Draft by the Houston Oilers.

CYCLONE NFL/AFL DRAFT PICKS

- 1971 Otto Stowe (2/47/Miami)
Therman Couch (9/231/San Francisco)
Jeff Allen (13/329/St. Louis)
Tom Lorenz (14/360/Detroit)
Darrell Jansonius (16/406/Kansas City)
- 1969 Sam Campbell (11/275/Chicago)
- 1968 Doug Robinson (10/254/New Orleans)
Tom Busch (10/259/St. Louis)
Les Webster (14/355/Cincinnati)
- 1967 Larry Carwell (3/56/Houston)
Eppie Barney (3/72/Cleveland)
Ted Tuinstra (7/166/Detroit)
Dick Schafroth (10/240/Atlanta)
- 1966 Tim Van Galder (2nd round, AFL Redshirt, Houston)
Tim Van Galder (6/88/St. Louis, NFL Future)
Dick Kasperek (16/238/St. Louis)
- 1965 Roosevelt Ellerbe (8th round, AFL RS, Kansas City)
Tommy Vaughn (11th round, AFL, Denver)
Mike Cox (12th round, AFL, Kansas City)
John Berrington (12th round, AFL, NY Jets)
Tommy Vaughn (5/57/Detroit)
Roosevelt Ellerbe (19/258/Washington, NFL Future)
- 1964 Ozzie Clay (17/227/Washington)
Dave Hoover (18/248/St. Louis)
- 1963 Chuck Walton (13/98/AFL, San Diego)
Chuck Walton (4/55/Detroit)
Dave Hoppmann (7/87/NY Giants)
- 1961 Tom Watkins (8th round, AFL, Oakland)
Jim Morgan (21st round, AFL, Denver)
Don Webb (24th round, AFL, Boston)
Jerry Morgan (20/268/Dallas)
- 1960 Dwight Nichols (Buffalo, AFL "Second Selection")
Tom Watkins (15/177/Cleveland)
Jim Doran (Dallas Expansion Draft, from Detroit)
- 1959 Gale Gibson (22/262/NY Giants)

- 1958 John Scheldrup (15/179/Detroit)
Bill Martin (21/252/Cleveland)
- 1957 Ed Muelhaupt (26/311/Detroit)
- 1955 Herb McDermott (11/132/Detroit)
- 1953 Bill Byrus (19/222/Chicago Bears)
Rollie Arns (20/236/Philadelphia)
Malcolm Schmidt (15/173/Philadelphia)
Stan Campbell (18/213/Detroit)
Maury Schnell (23/269/Philadelphia)
- 1951 Jim Doran (5/55/Detroit)
Bob Jensen (10/113/Washington, from Baltimore)
Bill Weeks (18/213/Philadelphia)
- 1950 Webb Halbert (20/255/Chicago Cardinals)
Bob Angle (21/270/Chicago Bears)
- 1949 Dean Laun (19/190/Chicago Cardinals)
- 1948 Bob Jensen (17/108/Brooklyn, AAFC)
Bob Jensen (13/109/Boston, NFL)
- 1947 Laverne Camaratta (12/96/Detroit)
- 1945 Charley Wright (24/248/Chicago Bears)
- 1944 Howard Tippee (25/261/Pittsburgh)
- 1943 Paul Darling (16/142/Philadelphia)
Royal Lohry (21/191/Detroit)
- 1941 Henry Wilder (8/70/Washington)
- 1939 Charlie Heileman (7/56/Chicago Bears)
Ed Bock (13/116/Chicago Bears)
Gordon Reupke (16/143/Cleveland)
Clyde Shugart (17/158/Washington)
Paul Morin (18/165/Brooklyn)
Ev Kischer (22/196/Chicago Bears)



Kelechi Osemele was a second-round pick in the 2012 NFL Draft. He was two-time Pro Bowler (2016 & 2017) for the Oakland Raiders.



Reggie Hayward was one of three Cyclones drafted in 2001. He enjoyed a nine-year NFL career, including registering 40 starts for the Jacksonville Jaguars (2005-09).

CYCLONES IN THE NFL/AFL

CYCLONES IN THE NFL/AFL

Must have been an active member of the 53-man roster for at least one game in the regular- or postseason.

Landen Akers (WR)	Los Angeles Rams 2021
Chase Allen (TE)	Chicago Bears, 2022
Jeff Allen (DB)	St. Louis Cardinals 1974
George Amundson (RB)	Houston Oilers 1973-74
	Philadelphia Eagles 1975
Terrence Anthony (DB)	St. Louis Cardinals 1987
David Archer (QB)	Atlanta Falcons 1984-87
	Washington Redskins 1988
Tony Baker (RB)	San Diego Chargers 1989
	New Orleans Saints 1968-71
	Philadelphia Eagles 1971-72
	Los Angeles Rams 1973-74
	San Diego Chargers 1975
Mike Banks (TE)	Arizona Cardinals 2002-03
Dick Barker (G)	Chicago Staleys 1921
	Rock Island Independents 1921
Eppie Barney (WR)	Cleveland Browns 1967-68
Joe Beauchamp (DB)	San Diego Chargers 1966-75
Bill Berthussen (DT)	Cincinnati Bengals 1987
	New York Giants 1987
E.J. Bibbs (TE)	Cleveland Browns 2015
Matt Blair (LB)	Minnesota Vikings 1974-85
Luther Blue (WR)	Detroit Lions 1977-79
	Philadelphia Eagles 1980
Alvin Bowen (LB)	Washington Redskins 2009
	Jacksonville Jaguars 2010
Carl Brettschneider (LB)	Chicago Cardinals 1956-59
	Detroit Lions 1960-63
Hakeem Butler (TE)	Philadelphia Eagles 2020
Carter Bykowski (OL)	Minnesota Vikings 2014
Stan Campbell (OG)	Detroit Lions 1952, 1955-58
	Philadelphia Eagles 1959-61
	Oakland Raiders 1962
George Campbell (DB)	Philadelphia Eagles 1976
Dean Carlson (QB)	Kansas City Chiefs 1974
Jordan Carstens (DL)	Carolina Panthers 2004-06
Larry Carwell (DB)	Houston Oilers 1967-68
	Boston Patriots 1969-70
	New England Patriots 1971-72
Ozzie Clay (WR)	Washington Redskins 1964
Hal Crisler (OE/DE/DB)	Boston Patriots 1946-47
	Washington Redskins 1948-49
Dwayne Crutchfield (RB)	Baltimore Colts 1950
	New York Jets 1982-83
	Houston Oilers 1983
Troy Davis (RB)	Los Angeles Rams 1984
Al Dixon (TE)	New Orleans Saints 1997-99
	New York Giants 1977-79
	Kansas City Chiefs 1979-82
	Philadelphia Eagles 1983
Tim Dobbins (LB)	San Francisco 49ers 1984
	San Diego Chargers 2006-09
	Miami Dolphins 2010
	Houston Texans 2011-13
Jim Doran (WR)	Detroit Lions 1951-59
	Dallas Cowboys 1960-61
Todd Doxzon (WR)	Miami Dolphins 1998
Alex Espinoza (QB)	Kansas City Chiefs 1987
Mike Fitzgerald (DB)	Minnesota Vikings 1966-67
	New York Giants 1967
	Atlanta Falcons 1967
Collin Franklin (TE)	Tampa Bay Buccaneers 2011

Jeremiah George (LB)	Jacksonville Jaguars 2014
	Tampa Bay Buccaneers 2015
	Indianapolis Colts 2017
Dennis Gibson (LB)	Detroit Lions 1987-93
	San Diego Chargers 1994-95
Julian Good-Jones (OL)	Washington Commanders 2023
Breece Hall (RB)	New York Jets, 2022-23
Buddy Hardeman (RB)	Washington Redskins 1979-80
Willie Harvey (LB)	Cleveland Browns 2019, 2021
Ike Harris (WR)	St. Louis Cardinals 1975-77
	New Orleans Saints 1978-81
Reggie Hayward (DE)	Denver Broncos 2001-04
	Jacksonville Jaguars 2005-09
	Chicago Bears 1939
Charlie Heileman (OE/DE)	Carolina Panthers 2012
Hayworth Hicks (OL)	Detroit Lions 2007-08
LaMarcus Hicks (DB)	Miami Dolphins 1975-76
Barry Hill (DB)	Rock Island Independents 1925
Chuck Hill (FB/E)	New England Patriots 2005-08
Ellis Hobbs (DB)	Philadelphia Eagles 2009-10
Jake Hummel (LB)	Los Angeles Rams, 2022-23
Xavier Hutchinson (WR)	Houston Texans, 2023
David Irving (DL)	Dallas Cowboys 2015-18
	Las Vegas Raiders 2020
Andrew Jackson (RB)	Houston Oilers 1987
Vince Jasper (OG)	New York Jets 1987
Bob Jensen (DE/OE)	Chicago Rockets (A AFC) 1948
	Chicago Hornets (A AFC) 1949
	Baltimore Colts 1950
Anthony Johnson Jr. (DB)	Green Bay Packers 2023
Dan Johnson (TE)	Miami Dolphins 1983-87
Leonard Johnson (DB)	Tampa Bay Buccaneers 2012-14
	New England Patriots 2015
	Carolina Panthers 2016
	Buffalo Bills, 2017
	Arizona Cardinals 2018
Dick Kasperek (C)	St. Louis Cardinals 1966-68
A.J. Klein (LB)	Carolina Panthers 2013-16
	New Orleans Saints 2017-19
	Buffalo Bills 2020-23
	Baltimore Ravens, 2022
	Chicago Bears, 2022
Jake Knott (LB)	Philadelphia Eagles 2013
	Miami Dolphins 2014
Tim Kohn (OL)	Oakland Raiders 1997, 99
Charlie Kolar (TE)	Baltimore Ravens, 2022-23
Merv Krakau (LB)	Buffalo Bills 1973-78
	New England Patriots 1978
Keith Krepfle (TE)	Philadelphia Eagles 1975-81
	Atlanta Falcons 1982
Chuck Lamson (DB)	Minnesota Vikings 1962-63
	Los Angeles Rams 1965-67
Allen Lazard (WR)	Green Bay Packers 2018-22
	New York Jets 2023
Josh Lenz (WR)	Indianapolis Colts 2013
Greg Liter (DE)	San Francisco 49ers 1987
	Philadelphia Eagles 1987
Roy Longstreet (C)	Racine Tornados 1926
Jeremy Loyd (LB)	St. Louis Rams 2003, 2005
Aaron Manning (DB)	Cincinnati Bengals 1987
Dave McCurry (DB)	New England Patriots 1974
Will McDonald IV (DE)	New York Jets 2023
David Montgomery (RB)	Chicago Bears 2019-22
	Detroit Lions 2023
J.J. Moses (WR/KR)	Green Bay Packers 2002
	Houston Texans 2003-04
	Arizona Cardinals 2005



CYCLONES IN THE NFL/AFL

Ed Muelhaupt (OG)
Kenny Neil (DE/DT)

Karl Nelson (OT)
Mark Nelson (OT)
Tony Norman (DE)
Kene Nwangwu (RB/KR)
Kelechi Osemele (OT)

Jamal Perry (DB)
Brock Purdy (QB)
Tom Randall (OG)

James Reed (DT)

Lew Reeve (OT)
Bruce Reimers (OL)

Guy Roberts (WB/FB)

Marcus Robertson (DB)

Sage Rosenfels (QB)

Oliver Ross (OL)

Ahtyba Rubin (DT)

Clyde Shugart (OG)
David Sims (S)

Buffalo Bills 1960-61
New York Jets 1981-83
Houston Oilers 1987
New York Giants 1984-86, 88
Kansas City Chiefs 1987
Minnesota Vikings 1987
Minnesota Vikings 2021-23
Baltimore Ravens 2012-15
Oakland Raiders 2016-18
New York Jets 2019
Kansas City Chiefs 2020
Miami Dolphins 2019-21
San Francisco 49ers, 2022-23
Dallas Cowboys 1978
Houston Oilers 1979
New York Jets 2001-05
Kansas City Chiefs 2006-07
Chicago Tigers 1920
Cincinnati Bengals 1984-91
Tampa Bay Buccaneers 1992-93
Canton Bulldogs 1926
Pottsville Maroons 1927
Houston Oilers 1991-96
Tennessee Oilers 1997-98
Tennessee Titans 1999-2000
Seattle Seahawks 2001-02
Miami Dolphins 2002-05
Houston Texans 2006-08
Minnesota Vikings 2009, 2011
New York Giants 2010
Dallas Cowboys 1998
Pittsburgh Steelers 2001-04
Arizona Cardinals 2005-06
Cleveland Browns 2008-14
Seattle Seahawks 2015-16
Atlanta Falcons 2017
Denver Broncos 2017
Washington Redskins 1939-44
Philadelphia Eagles 2012

Keith Sims (OG)

Tyson Smith (LB)

Mike Stensrud (DL)

Reggie Stephens (OL)
Otto Stowe (WR)

Mike Strachan (RB)
Eli Strand (OG)

Eyioma Uwazurike (DL)
Viv Vanderloo (FB)
Tim Van Galder (QB)
Tom Vaughn (DB)
Seneca Wallace (QB)

Chuck Walton (OG)
Chris Washington (LB)





Tom Watkins (HB)

Don Webb (DB)
Gene Williams (OL)

Kevin Williams (DB)

Steve Wirtel (LS)
Randy Young (OT)

Miami Dolphins 1990-97
Washington Redskins 1998-00
New York Giants 2006
Washington Redskins 2008
Houston Oilers 1979-85
Minnesota Vikings 1986
Tampa Bay Buccaneers 1987
Kansas City Chiefs 1988
Washington Redskins 1989
Cincinnati Bengals 2010
Miami Dolphins 1971-72
Dallas Cowboys 1973
Denver Broncos 1974
New Orleans Saints 1975-80
Pittsburgh Steelers 1966
New Orleans Saints 1967
Denver Broncos, 2022-23
Rock Island Independents 1921
St. Louis Cardinals 1972
Detroit Lions 1965-71
Seattle Seahawks 2003-09
Cleveland Browns 2010-11
Green Bay Packers 2013
Detroit Lions 1967-74
Tampa Bay Buccaneers 1984-88
Phoenix Cardinals 1990
Cleveland Browns 1961
Detroit Lions 1962-65, 1967
Pittsburgh Steelers 1968
Boston Patriots 1961-62, 64-71
Miami Dolphins 1991-92
Cleveland Browns 1993-94
Atlanta Falcons 1995-99
Washington Redskins 1985, 1988
Buffalo Bills 1986
Green Bay Packers 2021
Tampa Bay Buccaneers 1976



CYCLONES IN PRO LEAGUES

CYCLONES IN THE CFL


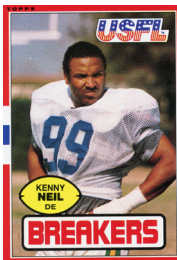

Must have played one game in the regular- or postseason

David Archer (QB)	Sacramento Gold Miners 1993-94 San Antonio Texans 1995 Ottawa Rough Riders 1996 Edmonton Eskimos 1998 Montreal Alouettes 2009-10 Toronto Argonauts 1981 Calgary Stampeders 2013-14 B.C. Lions 1988 Edmonton Eskimos 1989-90 Ottawa Rough Riders 1991 Toronto Argonauts 1991 Calgary Stampeders 1990 Ottawa Rough Riders 1991 Toronto Argonauts 1992, 2000 Edmonton Eskimos 1993-97 Memphis Mad Dogs 1995 Montreal Alouettes 1998 B.C. Lions 1998-99 Ottawa Renegades 2002 Winnipeg Blue Bombers 1993-96 Saskatchewan Roughriders 1993 Edmonton Elks 2022 Edmonton Eskimos 1970 Hamilton Tiger-Cats 1974-75 Saskatchewan Roughriders 1978 Edmonton Eskimos 1972 B.C. Lions 1981-89 Toronto Argonauts 1989 Saskatchewan Roughriders 2007-08 Saskatchewan Roughriders 2000-01 Ottawa Renegades 2002-03 Hamilton Tiger-Cats 2001-05 Edmonton Eskimos 2005-06 Toronto Argonauts 2007 Calgary Stampeders 2022 Baltimore Stallions 1994 Baltimore Stallions 1994-95 Hamilton Tiger-Cats 1979 Toronto Argonauts 1978 Saskatchewan Roughriders 1985 Montreal Alouettes 1963-64 Montreal Alouettes 2022 Toronto Argonauts 2013-15 Ottawa Redblacks 2016 Toronto Argonauts 2017-19 Ottawa Redblacks 2021-24 Calgary Stampeders 1974-75 B.C. Lions 1975 Saskatchewan Roughriders 1999-02 Calgary Stampeders 2003-06 Winnipeg Blue Bombers 1980-86 Hamilton Tiger-Cats 1972-74 Saskatchewan Roughriders 1975-78 B.C. Lions 2002 Calgary Stampeders 1984 Montreal Alouettes 1963-64 Hamilton Tiger-Cats 1965-66 Montreal Alouettes 1998
Jon Banks (LB)	
Luther Blue (WR)	
Alvin Bowen (LB)	
Jeff Braswell (LB)	
Eddie Brown (WR)	
Blaise Bryant (RB)	
Hakeem Butler (WR)	
Sam Campbell (OT)	
Tommy Campbell (DB)	
Therman Couch (LB)	
Larry Crawford (DB)	
Brent Curvey (DL)	
Darren Davis (RB)	
Troy Davis (RB)	
Julian Good-Jones (OL)	
Malcolm Goodwin (LB)	
Matt Goodwin (LB)	
Dexter Green (RB)	
Buddy Hardeman (RB/DB)	
Tracy Henderson (WR)	
Dave Hoppmann (CA/FB)	
Jarnor (Jay) Jones (DB)	
Cleyon Laing (DE)	
Geary Murdock (OT)	
Sheldon Napastuk (DT)	
Tony Norman (DE)	
Bob Richardson (OT/TE)	
Andy Stensrud (OL)	
Michael Wade (WR)	
Chuck Walton (OL)	
Ed Williams (WR)	

CYCLONES IN DEFUNCT LEAGUES

WFL (1974-75), USFL (1983-85), PSFL (1992), XFL (2001), WLAF (1991-92), NFL Europe (1995-2007), AAF (2019)

David Archer (QB)	Sacramento Surge 1992 Michigan Panthers 1983-84 Memphis Showboats 1985 Frankfurt Galaxy 1998
John Arnaud (DB)	Arkansas Miners 1992 Cologne Centurions 2007 Sacramento Surge 1992 Michigan Panthers 1984 Memphis Southmen 1975 Scottish Claymores 1995-2000 Barcelona Dragons 2003 Berlin Thunder 2004 Frankfurt Galaxy 2005 Los Angeles Xtreme 2001 Amsterdam Admirals 1998 Frankfurt Galaxy 1991-92 Scottish Claymores 1996 Washington Federals 1983 Southern California Sun 1974 Birmingham Fire 1991 Jacksonville Express 1975 Tampa Bay Bandits 1983 Jacksonville Sharks 1974 San Antonio Commanders 2019 Oakland Invaders 1983-84 Scottish Claymores 2002 Portland Breakers 1985 Michigan Panthers 1983-84 Memphis Showboats 1985 Berlin Thunder 2007 Scottish Claymores 2002 Frankfurt Galaxy 2002 Detroit Wheels 1974
Pat Augafa (C)	
Randy Bern (DL)	
Jason Berryman (DE)	
Eddie Brown (WR)	
Marcus Butts (DE)	
Tommy Campbell (DB)	
Jim Criner (Coach)	
Kevin DeRonde (DE/LB)	
Todd Doxzon (WR/QB)	
Alex Espinoza (QB)	
Matt Goodwin (LB)	
Buddy Hardeman (RB)	
Ike Harris (WR)	
Joe Henderson (RB)	
Ted Jornov (LB)	
Merv Krakau (LB)	
Keith Krepfle (TE)	
Joel Lanning (LB)	
Dean Moore (LB)	
J.J. Moses (WR)	
Kenny Neil (DE)	
Ron Osborne (DB)	
Steve Paris (CB)	
Andy Stensrud (OL)	
Nigel Tharpe (DT)	
Tom Vaughn (Asst. Coach)	



PROFESSIONAL HONORS

SUPER BOWL APPEARANCES

Name	Super Bowl	Team
Otto Stowe	VI, VII	Miami Dolphins
Matt Blair	IX, XI	Minnesota Vikings
Tom Randall	XIII	Dallas Cowboys
Keith Krepfle	XV*	Philadelphia Eagles
Dan Johnson	XIX*	Miami Dolphins
Karl Nelson	XXI	New York Giants
Bruce Reimers	XXIII	Cincinnati Bengals
Dennis Gibson	XXIX	San Diego Chargers
Gene Williams	XXXIII	Atlanta Falcons
Seneca Wallace	XL	Seattle Seahawks
Ellis Hobbs	XLII	New England Patriots
Kelechi Osemele	XLVII	Baltimore Ravens
	LV	Kansas City Chiefs
A.J. Klein	L	Carolina Panthers
Landen Akers	LVI	Los Angeles Rams
Brock Purdy	LVIII	San Francisco 49ers

*scored a touchdown

NFL CHAMPIONSHIP GAME APPEARANCES

Name	Year	Team
Clyde Shugart	1940	Washington Redskins
	1942	Washington Redskins
	1943	Washington Redskins
Jim Doran	1952	Detroit Lions
	1953*	Detroit Lions
	1954	Detroit Lions
	1957*	Detroit Lions
Stan Campbell	1952	Detroit Lions
	1957	Detroit Lions
	1960	Philadelphia Eagles


*scored a touchdown

PRO BOWL APPEARANCES

Name	Year	Team
Tony Baker	1969	New Orleans Saints
Matt Blair	1977	Minnesota Vikings
	1978	Minnesota Vikings
	1979	Minnesota Vikings
	1980	Minnesota Vikings
	1981	Minnesota Vikings
	1982	Minnesota Vikings
	1982	Minnesota Vikings
Jim Doran	1960	Dallas Cowboys
Kelechi Osemele	2016	Oakland Raiders
	2017	Oakland Raiders
Brock Purdy	2024	San Francisco 49ers
Clyde Shugart	1941	Washington Redskins
	1942	Washington Redskins
Keith Sims	1993	Miami Dolphins
	1994	Miami Dolphins
	1995	Miami Dolphins
Don Webb	1969	Boston Patriots

ALL-PRO AWARDS

Name	Year	Team
Matt Blair	1977	Minnesota Vikings
	1978	Minnesota Vikings
	1979	Minnesota Vikings
	1980	Minnesota Vikings
Carl Brettschneider	1962	Detroit Lions
Keith Krepfle	1979	Philadelphia Eagles
Kelechi Osemele	2016	Oakland Raiders
Marcus Robertson	1993	Houston Oilers
Clyde Shugart	1943	Washington Redskins
Keith Sims	1994	Miami Dolphins



Keith Krepfle caught a touchdown pass in Super Bowl XV as a member of the Philadelphia Eagles.



All-American Jim Doran played in four NFL Championship games with the Detroit Lions, scoring touchdowns in 1953 and 1957.

CYCLONE AWARDS

HEISMAN TROPHY VOTE-GETTERS

Year	Player (place)
1959	Dwight Nichols, tailback (eighth)
1972	George Amundson, quarterback (seventh)
1995	Troy Davis, running back (fifth)
1996	Troy Davis, running back (second)
2020	Breece Hall, running back (sixth)
2021	Breece Hall, running back (10th)

ALL-AMERICANS

Year	Player
1919	Dick Barker, guard
1920	Polly Wallace, center
1934	Fred Poole, punter
1935	Ike Hayes, guard
1938	Everett Kischer, quarterback; Ed Bock, guard
1940	Tom Smith, guard
1944	Jack Fathauer, guard
1950	Jim Doran, end
1959	Dwight Nichols, tailback
1960	Tom Watkins, fullback
1961	Dave Hoppmann, tailback
1962	Dave Hoppmann, tailback
1963	Tom Vaughn, fullback
1964	John Van Sicklen, tackle
1966	Eppie Barney, end
1972	George Amundson, quarterback; Merv Krakau, end; Geary Murdock, guard
1973	Matt Blair, rover
1974	Barry Hill, safety
1976	Luther Blue, split end
1977	Ron McFarland, nose guard
1978	Dexter Green, tailback; Mike Stensrud, defensive tackle
1980	Dwayne Crutchfield, tailback
1982	Karl Nelson, tackle
1983	Tracy Henderson, flanker
1984	Tracy Henderson, split end
1989	Blaise Bryant, tailback; Mike Busch, tight end
1990	Gene Williams, guard
1993	Doug Skartvedt, offensive tackle
1995	Troy Davis, running back
1996	Troy Davis, running back
2000	Ben Bruns, center
2011	Kelechi Osemele, tackle
2012	Jake Knott, linebacker
2014	E.J. Bibbs, tight end
2017	Joel Lanning, linebacker/quarterback; David Montgomery, running back
2018	David Montgomery, running back; Hakeem Butler, wide receiver; Brian Peavy, cornerback
2019	Charlie Kolar, tight end
2020	Breece Hall, running back; Charlie Kolar, tight end; Mike Rose, linebacker; JaQuan Bailey, defensive end; Kene Nwangwu, kick returner
2021	Breece Hall, running back; Charlie Kolar, tight end; Will McDonald IV, defensive end; Andrew Mevis, placekicker
2022	Xavier Hutchinson, wide receiver
2023	T.J. Tampa, defensive back

CSC ACADEMIC ALL-AMERICAN/ALL-DISTRICT

Year	Player
1952	Max Burkett (First Team)
1974	Tom Goedjen (Second Team)
1975	Jim Wingender (Second Team)
1982	Mark Carlson (First Team)
1992	Matt Rouse (District VII)
1995	Jason Putz (District VII)
1996	Tim Kohn (Second Team)
1997	Preston Rhamy (District VII)
1999	Dave Brcka (First Team) Bill Marsau (District VII)
2000	Dustin Avey (District VII)
2001	Jordan Carstens (Second Team)
2002	Jordan Carstens (First Team) Jack Whitver (Second Team) Bob Montgomery (District VII)
2003	Jordan Carstens, Jack Whitver (District VII)
2004	Shawn Moorehead, Seth Zehr (District VII)
2005	Shawn Moorehead (District VII)
2006	Shawn Moorehead (District VII)
2016	Mitchell Meyers (District VII)
2017	Jake Campos (District VII)
2019	Charlie Kolar (First Team)
2020	Charlie Kolar (First Team) Brock Purdy (Second Team)
2021	*Charlie Kolar (First Team) Brock Purdy (Second Team)
2022	Blake Clark, Beau Freyler, Connor Guess, Jake Remsburg, O'Rien Vance (All-District)
2023	Beau Freyler (First Team) Caleb Bacon, Rocco Becht, Jim Bonifas, Gabe Burkle, Easton Dean, John Klosterman, Myles Mendeszoon (All-District)

*CoSIDA Academic All-America Football Member of the Year

WILLIAM V. CAMPBELL TROPHY FINALISTS

Year	Player
1990	Craig Mahoney, tight end
1998	Todd Bandhauer, quarterback
1999	Dave Brcka, linebacker
2021	*Charlie Kolar, tight end

*Winner of the 2021 William V. Campbell Trophy



Two-time Heisman Trophy finalist Troy Davis was inducted into the College Football Hall of Fame in 2016.

CYCLONE AWARDS

FRESHMAN ALL-AMERICANS

Year	Player (Outlet)
2001	Tony Yelk, P (Sporting News)
2003	Jason Berryman, DE (Sporting News)
2004	Todd Blythe, WR (Sporting News)
	Bret Meyer, QB (Sporting News)
2008	Leonard Johnson, DB (Rivals)
2010	Kirby Van Der Kamp, P (Sporting News)
2014	Kamari Cotton-Moya, DB (FWAA)
2015	Mike Warren, RB (Consensus)
2016	Kene Nwangwu, KR (PFF)
2018	Mike Rose, LB (FWAA, The Athletic)
2019	Breece Hall, RB (PFF, The Athletic)
	Trevor Downing, OL (The Athletic)
2020	Darrell Simmons Jr., OL (The Athletic)
	Isheem Young, DB (The Athletic)
2022	Tyler Perkins, P (The Athletic)
2023	Rocco Becht, QB (The Athletic)
	Benjamin Brahmaer, TE (The Athletic)
	Abu Sama III, RB (247Sports)

CONFERENCE PLAYER OF THE YEAR

Year	Player (League)
1958	Dwight Nichols, TB (Big Eight)
1959	Dwight Nichols, TB (Big Eight)
1972	George Amundson, QB (Big Eight)
1996	Troy Davis, RB (Big 12, Offensive)
2011	A.J. Klein, LB (Big 12, Defensive)
2020	Breece Hall, RB (Big 12, Offensive)
	Mike Rose, LB (Big 12, Defensive)
2021	Breece Hall, RB (Big 12, Offensive)

CONFERENCE OFFENSIVE NEWCOMER OF THE YEAR

Year	Player (League)
1972	Mike Strachan, RB (Big Eight)
1989	Blaise Bryant, RB (Big Eight)
1995	Pat Augufa, C (Big Eight)
2001	Seneca Wallace, QB (Big 12)



Three-time All-American Charlie Kolar won the 2021 William V. Campbell Trophy as college football's best scholar-athlete. Kolar was also a three-time CoSIDA first-team Academic All-American.

2011	Aaron Horne, WR (Big 12)
2020	Xavier Hutchinson, WR (Big 12)

CONFERENCE DEFENSIVE LINEMAN OF THE YEAR

Year	Player (League)
2021	Will McDonald IV (Co-Big 12)

CONFERENCE DEFENSIVE NEWCOMER OF THE YEAR

Year	Player (League)
1978	Chris Boskey, DL (Big Eight)
1998	Jesse Beckom, LB (Big 12)
2004	Tim Dobbins, LB (Big 12)
2009	David Sims, DB (Big 12)
2015	Demond Tucker, NG (Big 12)
2018	Greg Eisworth II, S (Big 12)

CONFERENCE OFFENSIVE FRESHMAN OF THE YEAR

Year	Player (League)
2015	Mike Warren, RB (Big 12)
2023	Rocco Becht, QB (Big 12)

CONFERENCE DEFENSIVE FRESHMAN OF THE YEAR

Year	Player (League)
2003	Jason Berryman, DE (Big 12)
2014	Kamari Cotton-Moya, DB (Big 12)
2020	Isheem Young, DB (Co-Big 12)

BIG 12 SCHOLAR-ATHLETE OF THE YEAR

Year	Player (League)
2020	Kene Nwangwu, RB (Big 12)
2021	Charlie Kolar, TE (Big 12)

BIG 12 SPORTSPERSON OF THE YEAR

Year	Player (League)
2022	Brock Purdy, QB (Big 12)

CONFERENCE COACH OF THE YEAR

Year	Player (League)
1971	Johnny Majors (Big Eight)
1976	Earle Bruce (Big Eight)
1977	Earle Bruce (Big Eight)
2001	Dan McCarney (Big 12)
2004	Dan McCarney (Big 12)
2017	Matt Campbell (Big 12)
2018	Matt Campbell (Co-Big 12)
2020	Matt Campbell (Big 12)

COLLEGE FOOTBALL HALL OF FAME

Year	Player/Coach
1961	Glenn (Pop) Warner, coach
1970	Ed Bock, guard
2002	Earle Bruce, coach
2016	Troy Davis, running back

IOWA STATE ATHLETICS HALL OF FAME

Player/Coach
Ed Bock, class of 1997
Jim Doran, class of 1997
Clyde Williams, class of 1997
George Amundson, class of 1998
Matt Blair, class of 1999
Johnny Majors, class of 1999
Dwight Nichols, class of 1999
Earle Bruce, class of 2000
Mike Busch, class of 2000
Dexter Green, class of 2000



CYCLONE AWARDS

Mike Stensrud, class of 2000
 Polly Wallace, class of 2000
 Dave Hoppmann, class of 2001
 Everett Kischer, class of 2001
 Dick Barker, class of 2002
 Keith Krepfle, class of 2002
 Mal Schmidt, class of 2002
 Tom Watkins, class of 2002
 Clyde Shugart, class of 2004
 David Archer, class of 2005
 Karl Nelson, class of 2005
 Tom Vaughn, class of 2005
 Barry Hill, class of 2006
 Keith Sims, class of 2006
 Clay Stapleton, class of 2006
 Luther Blue, class of 2007
 Troy Davis, class of 2007
 Ike Harris, class of 2007
 Merv Krakau, class of 2007
 George Veenker, class of 2007
 Marcus Robertson, class of 2008
 Otto Stowe, class of 2008
 Eppie Barney, class of 2009
 Bruce Reimers, class of 2009
 Chris Washington, class of 2009
 Reece "Pinky" Greene, class of 2010
 Tom Randall, class of 2011
 Carl Brettschneider, class of 2012
 Gene Williams, class of 2012
 John Cooper, class of 2014
 John Van Sicklen, class of 2014
 Tim Van Galder, class of 2015
 Dan McCarney, class of 2016
 Geary Murdock, class of 2017
 Dwayne Crutchfield, class of 2017
 Ike Hayes, class of 2017
 Dennis Gibson, class of 2018
 Seneca Wallace, class of 2019
 Reggie Hayward, class of 2022
 Bill Weeks, class of 2022
 Mike Strachan, class of 2023
 Kelechi Osemele, class of 2024

FIRST-TEAM ALL-CONFERENCE

Year	Player
1908	Homer Hubbard, back Guy Lambert, back
1910	J. L. Murphy, back
1911	A. K. Chappell, end
1912	R. L. "Buck" Hurst, back Clarence Nagle, end
1913	Lynn Cowan, end
1914	Durwood Moss, back Roscoe Packer, end
1915	Harold McKinley, guard Durwood Moss, back
1916	Howard Aldrich, back Durwood Moss, back Roscoe Packer, end
1917	Dick Barker, guard Polly Wallace, center
1919	Dick Barker, guard Gilbert Denfield, tackle Stewart White, back
1920	Polly Wallace, center
1921	Polly Wallace, center

1924	Norton Behm, back Harry Schmidt, guard
1925	Lincoln Cory, back
1927	Harry Lindblom, back
1928	Paul Trauger, back
1929	Maynard Spear, guard
1931	Roger Bowen, back Dick Grefe, back
1934	Ike Hayes, guard Frank Hood, end Harold Miller, back Fred Poole, end
1935	John Catron, tackle Ike Hayes, guard
1936	Clarence Gustine, end
1937	Ed Bock, guard Everett Kischer, back
1938	Ed Bock, guard Charles Heileman, end Everett Kischer, back Clyde Shugart, tackle
1939	Jack West, center
1942	Paul Darling, back
1943	Howard Tippee, back
1944	Jack Fathauer, guard Rex Wagner, end Charles Wright, guard
1945	Jack Fathauer, guard Dick Howard, back Gene Phelps, back Jim Riding, center
1947	Webb Halbert, back
1948	Dean Laun, end
1949	Jim Doran, end Lowell Titus, tackle Bill Weeks, back
1950	Jim Doran, end Bill Weeks, back
1951	Stan Campbell, guard Rich Mann, back Mal Schmidt, end
1953	Max Burkett, back
1957	Dwight Nichols, back
1958	Dwight Nichols, back
1959	Dwight Nichols, back Tom Watkins, back Don Webb, end
1960	Tom Watkins, back
1961	Dan Celoni, guard Dave Hoppmann, back
1962	Dave Hoppmann, back
1963	John Berrington, center Tom Vaughn, back
1964	Mike Cox, back John Van Sicklen, tackle Tom Vaughn, back
1965	Eppie Barney, end Ron Halda, back Dick Kasperek, end
1966	Eppie Barney, end
1968	George Dimitri, tackle
1969	Mike Bliss, guard Tony Washington, safety
1970	Otto Stowe, end Tony Washington, safety
1971	Keith Schroeder, linebacker



CYCLONE AWARDS

1972 Reggie Shoemake, place-kicker
George Amundson, quarterback
Merv Krakau, defensive end
Keith Krepfle, tight end
Geary Murdock, guard

1973 Mike Strachan, running back
Matt Blair, rover
Lawrence Hunt, middle guard
Keith Krepfle, tight end
Mike Strachan, tailback

1974 Barry Hill, safety
Tom Goedjen, place-kicker

1976 Luther Blue, split end
Dave Greenwood, offensive guard
Tony Hawkins, safety
Maynard Stensrud, defensive guard

1977 Rick Blabolil, punter
Dexter Green, tailback
Kevin Hart, cornerback
Tom Randall, defensive tackle
Mike Stensrud, defensive tackle

1978 Dexter Green, tailback
Mike Schwartz, safety
Mike Stensrud, defensive tackle
Rick White, defensive end

1979 Mike Schwartz, safety

1980 Dwayne Crutchfield, tailback
Larry Crawford, cornerback
Alex Giffords, place-kicker
Kenny Neil, defensive end

1981 Joe Brown, cornerback
Dwayne Crutchfield, tailback
Karl Nelson, offensive tackle
John Quinn, quarterback

1982 Shamus McDonough, defensive tackle
Karl Nelson, offensive tackle



Dwayne Crutchfield was a two-time All-Big Eight selection in 1980 and 1981, rushing for over 1,000 yards in both seasons. The All-American played in the NFL from 1982-84.

1983 Ronnie Osborne, safety
Tracy Henderson, flanker
Jason Jacobs, fullback
Bruce Reimers, offensive guard

1984 Tracy Henderson, split end

1987 Joe Henderson, running back
Jeff Shudak, place-kicker
Dennis Ross, wide receiver

1988 Mike Shane, linebacker
Jeff Shudak, place-kicker

1989 Mike Busch, tight end
Blaise Bryant, tailback
Marcus Robertson, cornerback
Marcus Robertson, cornerback
Jeff Shudak, place-kicker

1990 Gene Williams, offensive guard
Mark DouBrava, free safety

1991 James McMillion, return specialist
Mark DouBrava, free safety
James McMillion, return specialist

1992 James McMillion, return specialist
Doug Skartvedt, offensive tackle
Ty Stewart, place-kicker

1994 Ty Stewart, place-kicker

1995 Troy Davis, running back

1996 Troy Davis, running back

1997 Ty Watley, wide receiver

1999 Darren Davis, running back

2000 Ben Bruns, center
Ennis Haywood, running back
J.J. Moses, kick returner
Ennis Haywood, running back

2001 Adam Benike, place-kicker

2002 Ellis Hobbs, cornerback

2004 Todd Blythe, wide receiver
Nick Leaders, defensive line
LaMarcus Hicks, defensive back

2006 Alvin Bowen, linebacker

2009 Jesse Smith, linebacker

2011 A.J. Klein, linebacker
Kelechi Osemele, offensive tackle

2012 A.J. Klein, linebacker
Jake Knott, linebacker
Jake McDonough, defensive tackle

2013 Jeremiah George, linebacker

2014 E.J. Bibbs, tight end

2016 Allen Lazard, wide receiver
Cole Netten, placekicker
Allen Lazard, wide receiver
David Montgomery, running back
Joel Lanning, linebacker (AP)
Kamari Cotton-Moya, safety

2018 Greg Eisworth II, safety
Ray Lima, defensive line (ESPN)
David Montgomery, running back (AP)
Hakeem Butler, wide receiver (ESPN)

2019 Charlie Kolar, tight end
Julian Good-Jones, offensive line
Greg Eisworth II, safety

2020 Brock Purdy, quarterback
Breece Hall, running back
Xavier Hutchinson, wide receiver
Charlie Kolar, tight end
Colin Newell, offensive line
JaQuan Bailey, defensive line
Will McDonald IV, defensive line



CYCLONE AWARDS

2021 Mike Rose, linebacker
Greg Eisworth II, safety
Trevor Downing, offensive line
Breece Hall, running back
Xavier Hutchinson, wide receiver
Charlie Kolar, tight end
Will McDonald IV, defensive line
Mike Rose, linebacker
Jared Rus, fullback
2023 Enyi Uwazurike, defensive line
Xavier Hutchinson, wide receiver
Will McDonald IV, defensive line
2024 Jeremiah Cooper, defensive back
T.J. Tampa, defensive back

BIG 12 ALL-CONFERENCE SELECTIONS (COACHES)

Year	Player (Team)
1997	Tyrone Watley, wide receiver (1st)
	Ed Williams, wide receiver (2nd)
	Darren Davis, running back (3rd)
	Todd Bandhauer, quarterback (HM)
1998	Kevin Hudson, defensive back (HM)
	Carl Gomez, punter (HM)
	Damien Groce, wide receiver (2nd)
	Darren Davis, running back (3rd)
1999	James Reed, defensive line (3rd)
	Todd Bandhauer, quarterback (HM)
	Chris Anthony, wide receiver (HM)
	Reggie Hayward, defensive end (HM)
2000	Breon Ansley, defensive back (HM)
	Darren Davis, running back (1st)
	Bill Marsau, offensive line (3rd)
	James Reed, defensive line (3rd)
2001	Ryan Gerke, offensive line (HM)
	Ben Beaudet, offensive line (HM)
	Reggie Hayward, defensive end (HM)
	Dustin Avey, defensive back (HM)
2002	Jeff Waters, defensive back (HM)
	J.J. Moses, punt returner/kick returner (HM)
	Ennis Haywood, running back (1st)
	J.J. Moses, punt returner/kick returner (1st)
2003	J.J. Moses, wide receiver (2nd)
	Ben Bruns, offensive line (2nd)
	Reggie Hayward, defensive end (2nd)
	James Reed, defensive line (3rd)
2004	Jamarcus Powers, defensive back (3rd)
	Sage Rosenfels, quarterback (HM)
	Chris Anthony, wide receiver (HM)
	Andy Stensrud, offensive line (HM)
2005	Mike Banks, tight end (HM)
	Dustin Avey, defensive back (HM)
	Ennis Haywood, running back (1st)
	Marcel Howard, offensive line (3rd)
2006	Jordan Carstens, defensive line (3rd)
	Adam Runk, defensive back (3rd)
	Seneca Wallace, quarterback (HM)
	Craig Campbell, wide receiver (HM)
2007	Lane Danielsen, wide receiver (HM)
	Mike Banks, tight end (HM)
	Tony Yelk, placekicker (HM)
	Jeremy Loyd, linebacker (HM)
2008	Seneca Wallace, quarterback (2nd)
	Bob Montgomery, offensive line (2nd)
	Adam Benike, placekicker (2nd)
	Jordan Carstens, defensive line (2nd)
2009	Zach Butler, offensive line (3rd)

2003 JaMaine Billups, defensive back (3rd)
Lane Danielsen, wide receiver (HM)
Jeremy Loyd, linebacker (HM)
Lane Danielsen, wide receiver (3rd)
Jordan Carstens, defensive line (3rd)
Jason Berryman, defensive end (HM)
JaMaine Billups, defensive back (HM)
Ellis Hobbs, defensive back (HM)
2004 Adam Benike, placekicker (HM)
Ellis Hobbs, defensive back (1st)
Cale Stubbe, offensive line (2nd)
Nick Leaders, defensive line (2nd)
Stevie Hicks, running back (HM)
Todd Blythe, wide receiver (HM)
Luke Vander Sanden, offensive line (HM)
Brent Curvey, defensive line (HM)
Tim Dobbins, linebacker (HM)
2005 Tyson Smith, defensive line (HM)
Todd Blythe, wide receiver (1st)
Nick Leaders, defensive line (1st)
LaMarcus Hicks, defensive back (1st)
Brent Curvey, defensive line (2nd)
Tim Dobbins, linebacker (2nd)
Bret Meyer, quarterback (HM)
Ryan Kock, fullback (HM)
Aaron Brant, offensive line (HM)
Scott Stephenson, offensive line (HM)
Jason Berryman, defensive line (HM)
Nik Moser, defensive back (HM)
Troy Blankenship, punter (HM)
2006 Scott Stephenson, offensive line (2nd)
Alvin Bowen, linebacker (2nd)
Todd Blythe, wide receiver (HM)
Aaron Brant, offensive line (HM)
Ryan Baum, kick returner (HM)
Brent Curvey, defensive line (HM)
Shawn Moorehead, defensive line (HM)
2007 Alvin Bowen, linebacker (2nd)
Todd Blythe, wide receiver (HM)
Bryce Braaksma, defensive line (HM)
Athyba Rubin, defensive line (HM)
2008 Reggie Stephens, offensive line (HM)
Leonard Johnson, kick returner/punt returner (HM)
Rashawn Parker, defensive line (HM)
Kurtis Taylor, defensive line (HM)
Jesse Smith, linebacker (HM)
Leonard Johnson, defensive back (HM)
James Smith, defensive back (HM)
2009 Michael Brandtner, punter (HM)
Jesse Smith, linebacker (1st)
Alexander Robinson, running back (HM)



A.J. Klein was the 2011 Co-Big 12 Defensive Player of the Year and the Pete Taylor MVP Award.



CYCLONE AWARDS

2010
 Kelechi Osemele, offensive line (HM)
 Reggie Stephens, offensive line (HM)
 Michael Brandtner, punter (HM)
 Collin Franklin, tight end (2nd)
 Ben Lamaak, offensive line (2nd)
 Jake Knott, linebacker (2nd)
 Leonard Johnson, defensive back (2nd)
 Kelechi Osemele, offensive line (HM)
 Jake Lattimer, defensive line (HM)
 A.J. Klein, linebacker (HM)
 David Sims, defensive back (HM)

2011
 Kirby Van Der Kamp, punter (HM)
 Kelechi Osemele, offensive line (1st)
 A.J. Klein, linebacker (1st)
 Hayworth Hicks, offensive line (2nd)
 Jake Knott, linebacker (2nd)
 Leonard Johnson, defensive back (2nd)
 James White, running back (HM)
 Jake Lattimer, defensive line (HM)
 Kirby Van Der Kamp, punter (HM)

2012
 Jake McDonough, defensive line (1st)
 A.J. Klein, linebacker (1st)
 Jake Knott, linebacker (1st)
 Durrell Givens, defensive back (2nd)
 Kirby Van Der Kamp, punter (2nd)
 Roosevelt Maggitt, defensive line (HM)
 Jeremy Reeves, defensive back (HM)
 Jacques Washington, defensive back (HM)

2013
 Jeremiah George, linebacker (1st)
 E.J. Bibbs, tight end (2nd)
 Jacques Washington, defensive back (2nd)
 Kirby Van Der Kamp, punter (2nd)
 Tom Farniok, offensive line (HM)
 Cory Morrissey, defensive line (HM)

2014
 E.J. Bibbs, tight end (1st)
 Jacob Gannon, offensive line (HM)
 Tom Farniok, offensive line (HM)
 Cory Morrissey, defensive line (HM)

2015
 Cole Netten, placekicker (HM)
 Jamison Lalk, offensive line (2nd)
 Dale Pierson, defensive end (2nd)
 Qujuan Floyd, defensive back (HM)
 Allen Lazard, wide receiver (HM)
 Brian Peavy, defensive back (HM)
 Demond Tucker, defensive line (HM)
 Mike Warren, running back (HM)

2016
 Allen Lazard, wide receiver (1st)
 Cole Netten, placekicker (1st)
 Nick Fett, offensive line (2nd)
 Jhaustin Thomas, defensive line (2nd)
 Demond Tucker, defensive line (2nd)
 Kamari Cotton-Moya, defensive back (2nd)
 Willie Harvey, linebacker (HM)
 Kene Nwangwu, kick returner/punt returner (HM)
 Brian Peavy, defensive back (HM)
 Patrick Scoggins, offensive line (HM)
 Jomal Wiltz, defensive back (HM)

2017
 Allen Lazard, wide receiver (1st)
 David Montgomery, running back (1st)
 Kamari Cotton-Moya, defensive back (1st)
 Jake Campos, offensive line (2nd)
 Chase Allen, tight end (2nd)
 Joel Lanning, linebacker (2nd)
 J.D. Waggoner, defensive end (2nd)
 Brian Peavy, defensive back (2nd)
 JaQuan Bailey, defensive end (HM)

Hakeem Butler, wide receiver (HM)
 Colin Downing, punter (HM)
 Julian Good-Jones, offensive line (HM)
 Willie Harvey, linebacker (HM)
 Kyle Kempt, quarterback (HM)
 Ray Lima, defensive line (HM)
 Garrett Owens, placekicker (HM)
 D'Andre Payne, defensive back (HM)
 Trever Ryan, punt returner (HM)
 Sam Seonbuchner, fullback (HM)
 Marcel Spears Jr., linebacker (HM)

2018
 Greg Eisworth II, defensive back (1st)
 David Montgomery, running back (2nd)
 Hakeem Butler, wide receiver (2nd)
 Charlie Kolar, tight end (2nd)
 Kene Nwangwu, kick returner (2nd)
 JaQuan Bailey, defensive end (2nd)
 Ray Lima, defensive line (2nd)
 Brian Peavy, defensive back (2nd)
 Spencer Benton, defensive end (HM)
 Willie Harvey, linebacker (HM)
 Josh Knipfel, offensive line (HM)
 Julian Good-Jones, offensive line (HM)
 Bryce Meeker, offensive line (HM)
 Brock Purdy, quarterback (HM)
 Mike Rose, linebacker (HM)
 Sam Seonbuchner, tight end (HM)
 Marcel Spears Jr., linebacker (HM)

2019
 Charlie Kolar, tight end (1st)
 Julian Good-Jones, offensive line (1st)
 Greg Eisworth II, defensive back (1st)
 Brock Purdy, quarterback (2nd)
 Breece Hall, running back (2nd)
 Deshaunte Jones, wide receiver (2nd)
 Chase Allen, tight end (2nd)
 Ray Lima, defensive line (2nd)
 Trevor Downing, offensive line (HM)
 Anthony Johnson Jr., defensive back (HM)
 Jamahl Johnson, defensive line (HM)
 Josh Knipfel, offensive line (HM)
 La'Michael Pettway, wide receiver (HM)
 Mike Rose, linebacker (HM)
 Dylan Soehner, tight end (HM)
 Marcel Spears Jr., linebacker (HM)
 Eyioma Uwazurike, defensive line (HM)
 O'Rien Vance, linebacker (HM)
 Lawrence White IV, defensive back (HM)

2020
 Brock Purdy, quarterback (1st)
 Breece Hall, running back (1st)
 Xavier Hutchinson, wide receiver (1st)
 Charlie Kolar, tight end (1st)
 Colin Newell, offensive line (1st)
 JaQuan Bailey, defensive line (1st)
 Will McDonald IV, defensive line (1st)
 Mike Rose, linebacker (1st)
 Greg Eisworth II, defensive back (1st)
 Chase Allen, tight end (2nd)
 Derek Schweiger, offensive line (2nd)
 Jake Hummel, linebacker (HM)
 Anthony Johnson Jr., defensive back (HM)
 Tayvonn Kyle, defensive back (HM)
 Isaiah Lee, defensive line (HM)
 Kene Nwangwu, kick returner/punt returner (HM)
 Darrell Simmons Jr., offensive line (HM)
 Dylan Soehner, tight end (HM)
 Eyioma Uwazurike, defensive line (HM)



CYCLONE AWARDS

2021	Lawrence White IV, defensive back (HM)	1978	DT Mike Stensrud vs. Okla. State, Nov. 19	
	Isheem Young, defensive back (HM)	1979	RB Dexter Green vs. Rice, Sept. 9	
	Rory Walling, special teams (HM)	1980	RB Rocky Gillis vs. Bowling Green, Sept. 15	
	Trevor Downing, offensive line (1st)	1981	LB Mark Carlson vs. San Jose St., Sept. 20	
	Breece Hall, running back (1st)	1981	RB Dwayne Crutchfield vs. Kan. St., Oct. 11	
	Xavier Hutchinson, wide receiver (1st)	1982	QB John Quinn vs. Missouri, Oct. 17	
	Charlie Kolar, tight end (1st)	1982	DB Darren Longshore vs. Missouri, Oct. 17	
	Will McDonald IV, defensive end (1st)	1983	RB Dwayne Crutchfield vs. Colorado, Oct. 24	
	Mike Rose, linebacker (1st)	1983	DT Shamus McDonough vs. Iowa, Sept. 18	
	Jared Rus, fullback (1st)	1984	QB David Archer vs. Kansas, Oct. 8	
	Enyi Uwazurike, defensive line (1st)	1984	LB Jeff Braswell vs. Oklahoma, Oct. 22	
	Chase Allen, tight end (2nd)	1985	QB Alan Hood vs. Missouri, Oct. 29	
	Colin Newell, offensive line (2nd)	1985	DB Terrence Anthony vs. Vanderbilt, Sept. 21	
	Brock Purdy, quarterback (2nd)	1986	WR Hughes Suffren vs. Kan. State, Nov. 16	
	Isheem Young, defensive back (2nd)	1986	LB Dennis Gibson vs. Okla. State, Nov. 23	
2022	Greg Esworth II, defensive back (HM)	1986	QB Alex Espinoza vs. Wichita State, Sept. 29	
	Beau Freyler, defensive back (HM)	1987	QB Alex Espinoza vs. Kansas, Oct. 13	
	Jake Hummel, linebacker (HM)	1987	LB Chris Moore vs. Kansas State, Nov. 17	
	Anthony Johnson Jr., defensive back (HM)	1987	RB Joe Henderson vs. Kansas, Oct. 26	
	Andrew Mevis, placekicker (HM)	1988	LB Chris Moore vs. Kansas State, Nov. 16	
	Zach Petersen, defensive end (HM)	1988	LB Mike Shane vs. Tulane, Sept. 12	
	Darrell Simmons Jr., offensive line (HM)	1988	LB Mike Shane vs. Oklahoma, Oct. 17	
	Xavier Hutchinson, wide receiver (1st)	1989	RB Joe Henderson vs. Kansas, Nov. 24	
	Will McDonald, defensive end (1st)	1989	RB Blaise Bryant vs. Ohio, Sept. 9	
	Trevor Downing, offensive line (2nd)	1990	QB Bret Oberg vs. Oklahoma, Oct. 21	
	Anthony Johnson Jr., defensive back (2nd)	1990	FS Tim Baker vs. Oklahoma State, Nov. 18	
	Jared Rus, fullback (2nd)	1990	TB Blaise Bryant vs. Northern Iowa, Sept. 8	
	T.J. Tampa, defensive back (2nd)	1991	QB Chris Pedersen vs. Oklahoma, Oct. 20	
	MJ Anderson, defensive end (HM)	1991	PK Jeff Shudak vs. Missouri, Nov. 10	
	2023	Hunter Dekkers, quarterback (HM)	1992	DB Kevin Fulton vs. Okla. State, Oct. 26
Beau Freyler, defensive back (HM)		1992	LB Malcolm Goodwin vs. Iowa, Sept. 12	
Myles Purchase, defensive back (HM)		1992	RB James McMillion vs. Missouri, Oct. 31	
Colby Reeder, linebacker (HM)		1993	QB Marv Seiler vs. Nebraska, Nov. 14	
O'Rien Vance, linebacker (HM)		1993	QB Bob Utter vs. Northern Illinois, Sept. 2	
Jeremiah Cooper, defensive back (1st)		1994	C Tony Booth vs. Kansas State, Nov. 6	
T.J. Tampa, defensive back (1st)		1994	LB Matt Nitche vs. Nebraska, Nov. 14	
Stevo Klotz, fullback (2nd)		1995	RB Troy Davis vs. Ohio, Sept. 3	
Jaylin Noel, wide receiver (2nd)		1996	RB Troy Davis vs. Kansas State, Nov. 12	
Benjamin Brahm, tight end (HM)		1996	RB Troy Davis vs. Missouri, Nov. 19	
Chase Contreras, placekicker (HM)		1996	RB Troy Davis vs. Northern Iowa, Sept. 23	
Beau Freyler, defensive back (HM)		1996	RB Troy Davis vs. Missouri, Sept. 30	
Jayden Higgins, wide receiver (HM)		1997	RB Troy Davis vs. Oklahoma State, Oct. 20	
Jarrold Hufford, offensive line (HM)		1997	DL Greg Schoon vs. Baylor, Oct. 27	
Tyler Onyedim, defensive line (HM)		1998	DL Reggie Hayward vs. Iowa, Sept. 13	
CONFERENCE PLAYERS OF THE WEEK	Domonique Orange, defensive line (HM)	2000	PK Jamie Kohl vs. Kansas, Nov. 21	
	Tyler Perkins, punter (HM)	2000	QB Sage Rosenfels vs. Iowa, Sept. 16	
	Gerry Vaughn, linebacker (HM)	2001	RB Ennis Haywood vs. Baylor, Oct. 2	
	Malik Verdon, defensive back (HM)	2001	RB Ennis Haywood vs. Ohio, Sept. 22	
	1970	RB George Amundson vs. Missouri, Nov. 14	2001	QB Seneca Wallace vs. Baylor, Sept. 29
	1971	RB George Amundson vs. Okla. St., Nov. 20	2001	PK Tony Yelk vs. Missouri, Oct. 13
	1972	RB George Amundson vs. Kansas, Oct. 28	2001	RB Ennis Haywood vs. Okla. State, Oct. 20
	1973	DE Merv Krakau vs. Nebraska, Nov. 11	2002	RB Ennis Haywood vs. Kansas, Nov. 17
		DT Lawrence Hunt vs. Oklahoma, Nov. 3	2002	QB Seneca Wallace vs. Florida St., Aug. 24
	1974	LB Matt Blair vs. Missouri, Nov. 17	2004	PR Todd Miller vs. Troy State, Sept. 21
		RB Mike Strachan vs. Okla. State, Nov. 24	2004	LB Matt Word vs. Texas Tech, Oct. 12
	1976	DB Barry Hill vs. Kansas, Oct. 26	2005	QB Seneca Wallace vs. Missouri, Nov. 2
		LB Brad Storm vs. Nebraska, Nov. 9	2005	LB Brandon Brown vs. Baylor, Oct. 23
	1977	QB Wayne Stanley vs. Air Force, Sept. 18	2007	PK Bret Culbertson vs. Kan. State, Nov. 20
		RB Dexter Green vs. Missouri, Oct. 16	2007	CB LaMarcus Hicks vs. Iowa, Sept. 10
DT Maynard Stensrud vs. Nebraska, Nov. 13		2007	P Troy Blankenship vs. Iowa, Sept. 10	
DE Craig Volkens vs. Missouri, Oct. 8		2007	FS Steve Paris vs. Army, Sept. 23	
RB Dexter Green vs. Nebraska, Oct. 15		2007	CB LaMarcus Hicks vs. Okla. State, Oct. 22	
RB Dexter Green vs. Okla. State, Nov. 19	2007	WR Todd Blythe vs. Texas A&M, Oct. 29		
		2007	RB Stevie Hicks vs. Kan. State, Nov. 5	
		2007	DT Brent Curvey vs. Colorado, Nov. 12	
		2007	PK Bret Culbertson vs. Iowa, Sept. 15	



CYCLONE AWARDS

- 2008 CB Chris Singleton vs. Kansas State, Nov. 3
 KR Leonard Johnson vs. Oklahoma St., Nov. 1
 2009 RB Alexander Robinson vs. Army, Sept. 26
 LB Jesse Smith vs. Nebraska, Oct. 24
 P Mike Brandtner vs. Nebraska, Oct. 24
 2010 LB Jake Knott vs. Northern Iowa, Sept. 25
 DB Jeremy Reeves vs. Texas Tech, Oct. 2
 DE Jacob Lattimer vs. Texas, Oct. 23
 2011 QB Steele Jantz vs. Iowa, Sept. 10
 LB A.J. Klein vs. Oklahoma State, Nov. 18
 2012 P Kirby Van Der Kamp vs. Tulsa, Sept. 1
 LB Jake Knott vs. Iowa, Sept. 8
 LB Jake Knott vs. Baylor, Oct. 27
 2013 RB Aaron Wimberly vs. Tulsa, Sept. 26
 KR Jarvis West vs. Texas Tech, Oct. 12
 QB Grant Rohach vs. West Virginia, Nov. 30
 2014 PR Jarvis West vs. Kansas State, Sept. 8
 PK Cole Netten vs. Iowa, Sept. 15
 DE Cory Morrissey vs. Iowa, Sept. 15
 2015 DL Demond Tucker vs. Oklahoma St., Nov. 14
 2016 RB David Montgomery vs. Kansas, Nov. 12
 FS Kamari Cotton-Moya vs. Texas Tech, Nov. 19
 PK Cole Netten vs. West Virginia, Nov. 26
 2017 QB Kyle Kempt vs. Oklahoma, Oct. 7
 LB Joel Lanning vs. Oklahoma, Oct. 7
 PR Trever Ryan vs. Kansas, Oct. 14
 LB Marcel Spears Jr. vs. Texas Tech, Oct. 21
 LB Marcel Spears Jr. vs. TCU, Oct. 28
 DB Brian Peavy vs. Baylor, Nov. 18
 PK Garrett Owens vs. Baylor, Nov. 18
 2018 DB Braxton Lewis vs. Oklahoma State, Oct. 8
 DE JaQuan Bailey vs. West Virginia, Oct. 15
 LB Marcel Spears Jr. vs. Texas Tech, Oct. 29
 2019 QB Brock Purdy vs. Louisiana-Monroe, Sept. 23
 PK Connor Assalley vs. Texas, Nov. 18
 QB Brock Purdy vs. Kansas, Nov. 25
 2020 DE JaQuan Bailey vs. TCU, Sept. 28
 RB Breece Hall vs. Oklahoma, Oct. 5
 RB Breece Hall vs. Oklahoma State, Oct. 26
 RB Breece Hall vs. Baylor, Nov. 9
 LB Mike Rose vs. Baylor, Nov. 9
 DL Latrell Bankston vs. Texas, Nov. 30
 QB Brock Purdy vs. West Virginia, Dec. 7
 2021 PK Andrew Mevis vs. Kansas State, Oct. 18
 QB Brock Purdy vs. Oklahoma State, Oct. 25
 DE Will McDonald IV vs. Oklahoma St., Oct. 25
 PK Andrew Mevis vs. Texas, Nov. 8
 DE Will McDonald IV vs. Texas, Nov. 8
 RB Breece Hall vs. TCU, Nov. 29
 2023 DB Jeremiah Cooper vs. UNI, Sept. 4
 PK Chase Contreras vs. Oklahoma State, Sept. 25
 DB Beau Freyler vs. TCU, Oct. 9
 PK Chase Contreras vs. Cincinnati, Oct. 16



JaQuan Bailey tied a school record for sacks in a game (3.5) and was named the Big 12's Defensive Player of the Week in Iowa State's win over TCU in 2020. Bailey has the second-most sacks (25.5) in Iowa State history.




First-team All-Big 12 cornerback Ellis Hobbs was the recipient of the 2004 Pete Taylor MVP Award. Hobbs played six years in the NFL for the New England Patriots and Philadelphia Eagles.



POSTSEASON ALL-STAR GAMES

EAST-WEST SHRINE GAME

Year	Player
1939	Ed Bock
	Chuck Heileman
1951	Jim Doran
	Bill Weeks
1952	Stan Campbell
1961	Tom Watkins
1964	Tom Vaughn
1965	Dick Kasperek
1966	Tim Van Galder
1972	George Amundson
1973	Matt Blair
1974	Tom Goedjen
	Barry Hill
1980	Dick Cuvelier
1983	Chris Boskey
	Karl Nelson
	Coach Donnie Duncan
1988	Joe Henderson
1989	Mike Busch
	Keith Sims
	Coach Jim Walden (assistant)
1990	Blaise Bryant
	Jeff Shudak
2001	Kevin DeRonde
	Ennis Haywood
2002	Zach Butler
2006	Stevie Hicks
2007	Todd Blythe
	Alvin Bowen
	Athyba Rubin
2009	Reggie Stephens
2010	David Sims
2012	A.J. Klein
2017	Joel Lanning
2019	Julian Good-Jones
2020	JaQuan Bailey
	Dylan Soehner
2021	Brock Purdy
	Enyi Uwazurike



Bill Weeks was a two-time first-team All-Big Seven quarterback (1949-50). Weeks, who participated in the 1951 Hula Bowl, later became the head coach at New Mexico.

HULA BOWL


Year	Player
1951	Jim Doran
	Bill Weeks
1960	Dwight Nichols
1961	Tom Watkins
1964	John Berrington
	Tom Vaughn
1965	Dick Kasperek
1973	George Amundson
1974	Matt Blair
1975	Tom Goedjen
1976	Bob Bos
	Coach Earle Bruce
1977	Dave Greenwood
	Tony Hawkins
1978	Tom Randall
1979	Dexter Green
	Mike Stensrud
1980	Mike Schwartz
1982	Dwayne Crutchfield
1983	Shamus McDonough
1993	Doug Skartvedt
1994	Tony Booth
1996	Pat Augafa
	Tim Kohn
1997	Derrick Clark
2000	Reggie Hayward (defensive MVP)
2001	Mike Banks
	Kevin DeRonde
	Ennis Haywood
	Marcel Howard
	Lorenzo White
2003	Lane Danielsen
2005	Tim Dobbins
	Steve Paris
2022	Colby Reeder

ALL-STAR GAME

Year	Player
1939	Ed Bock
	Everett Kischer
1973	George Amundson

BLUE-GRAY GAME

Year	Player
1955	Max Burkett
1960	Dwight Nichols
1962	Dave Hoppmann
	Chuck Walton



All-American George Amundson played in three postseason all-star games after his stellar career ended in 1972.

POSTSEASON ALL-STAR GAMES

1964	John Van Sicklen
1965	Mike Cox
1966	Eppie Barney
1967	Tom Busch
1969	Wayne Beske
	Bob Brouillette
1972	Mike Terrizzi
1973	Dave Pittman
1974	Barry Hill
1979	Dick Cuvelier
1980	Larry Crawford (defensive MVP)
1982	Shamus McDonough
1983	Bruce Reimers
1984	Kevin Williams
1986	Dennis Gibson
	Greg Liter
1988	Jeff Dole
	Joe Henderson
1989	Keith Sims
1990	Gene Williams
	Coach Jim Walden (offensive coordinator)
1992	Todd McClish
1993	Doug Skartvedt
1995	Mike Horacek
1996	Pat Augafa
	Tim Kohn
1997	Derrick Clark
	Oliver Ross
1999	Robert Brannon
	Darren Davis (offensive MVP)
2003	JaMaine Billups
	Lance Young

SENIOR BOWL

Year	Player
1955	Max Burkett
1962	Dave Hoppmann
	Chuck Walton
1963	Dave Hoover
1964	John Van Sicklen
1966	Eppie Barney
1968	Tom Busch
1969	Coach Clay Stapleton
1972	Dean Carlson
1973	Merv Krakau
1974	Matt Blair
1975	Tom Goedjen
1977	Luther Blue
1979	Mike Stensrud (DNP)
1981	Kenny Neil
1983	Bruce Reimers
1986	Dennis Gibson
1991	Blaise Bryant
2000	Sage Rosenfels
2001	Ennis Haywood
2002	Seneca Wallace
2003	Jordan Carstens
2007	Ahtyba Rubin
2011	Leonard Johnson
	Kelechi Osemele
2013	Kirby Van Der Kamp
2014	E.J. Bibbs (DNP)
2017	Allen Lazard
2019	Steve Wirtel

2021	Charlie Kolar
	Mike Rose (DNP)
	Andrew Mevis
2022	Xavier Hutchinson
	Will McDonald IV (DNP)

NORTH-SOUTH GAME

Year	Player
1971	Otto Stowe
1972	Joe Avezzano (line coach)
	Johnny Majors (coach)
	Dean Carlson
	Ray Harm
	Bob Richardson
	Keith Schroeder (defensive MVP)
1973	John Schweizer
1976	Al Dixon
	Tony Hawkins

TEXAS VS. THE NATION BOWL


Year	Player
1971	Otto Stowe
2006	Scott Stephenson
	Brent Curvey
2007	Bret Meyer (DNP)

THE VILLAGES GRIDIRON CLASSIC

Year	Player
2003	JaMaine Billups
2004	Ellis Hobbs

FLORIDA ALL-STAR GRIDIRON CLASSIC

Year	Player
1998	Todd Bandhauer
1999	Darren Davis
2001	Mike Banks



Otto Stowe played in two postseason all-star games before a career in the NFL.

POSTSEASON ALL-STAR GAMES

CHRISTIAN BOWL

Year	Player
1956	Bruce Alexander

OPTIMIST BOWL

Year	Player
1960	Dwight Nichols

LIONS' ALL-AMERICA BOWL

Year	Player
1961	Tom Watkins
1971	Otto Stowe
1972	George Campbell
	Geary Murdock
1973	Lawrence Hunt
1974	Barry Hill
	Mike Strachan
1975	Greg Pittman
1976	Otis Rodgers
	Maynard Stensrud

ALL-AMERICA GAME

Year	Player
1962	Dave Hoppmann
1971	Otto Stowe
1975	Barry Hill

CHALLENGE BOWL

Year	Player
1963	Dick Limerick

JAPAN BOWL

Year	Player
1976	Bob Bos
1977	Dave Greenwood
	Tony Hawkins
1978	Tom Randall
1979	Tom Boskey
	Dexter Green
	Coach Earle Bruce
1989	Mike Busch

OLYMPIA CHALLENGE BOWL

Year	Player
1979	Mike Clemons
	Ray Hardee
	Tom Perticone
	Guy Preston

OLYMPIA GOLD BOWL

Year	Player
1978	Dexter Green
1982	Dwayne Crutchfield

LAS VEGAS BOWL

Year	Player
2005	LaMarcus Hicks
	Nick Leaders

DALLAS DREAM GAME

Year	Player
1939	Ed Bock

NFLPA COLLEGIATE BOWL

Year	Player
2013	Jeremiah George
2014	Tom Farniok
2015	Dale Pierson
2018	Willie Harvey
	Brian Peavy
	D'Andre Payne
	Matthew Eaton
2019	Ray Lima
	Bryce Meeker
	Marcel Spears Jr.
2020	Dylan Soehner
2021	Chase Allen
	Greg Eisworth II
2022	Trevor Downing
	Anthony Johnson Jr.

MEDAL OF HONOR BOWL

Year	Player
2013	Deon Broomfield

COLLEGE GRIDIRON SHOWCASE

Year	Player
2014	Jacob Gannon
2015	Dale Pierson
2016	Jomal Wiltz
	Jarnor Jones
2017	Reggie Wilkerson
	Mackeno Alexander
2020	Kene Nwangwu


TROPICAL BOWL

Year	Player
2016	Demond Tucker
	Jarnor Jones
2019	Jamahl Johnson
	Amechie Walker
2021	Derek Schweiger




1971 SUN BOWL
LSU 33
IOWA STATE 15
DEC. 18, 1971 • EL PASO, TEXAS

	1	2	3	4	F
LSU	6	0	13	14	33
Iowa State	0	3	6	6	15




1972 LIBERTY BOWL
GEORGIA TECH 31
IOWA STATE 30
DEC. 18, 1972 • MEMPHIS, TENN.

	1	2	3	4	F
Georgia Tech	3	14	7	7	31
Iowa State	14	7	3	6	30




1977 PEACH BOWL
N.C. STATE 24
IOWA STATE 14
DEC. 31, 1977 • ATLANTA, GA.

	1	2	3	4	F
N.C. State	7	14	0	3	24
Iowa State	0	0	0	14	14



1978 HALL OF FAME BOWL
TEXAS A&M 28
IOWA STATE 12
DEC. 20, 1978 • BIRMINGHAM, ALA.

	1	2	3	4	F
Texas A&M	0	14	0	14	28
Iowa State	0	6	6	0	12



BOWL GAMES


2000 INSIGHT.COM BOWL

IOWA STATE 37

PITTSBURGH 29

DEC. 28, 2000 • PHOENIX, ARIZ.

	1	2	3	4	F
Pittsburgh	7	0	13	9	29
Iowa State	7	20	0	10	37




2001 INDEPENDENCE BOWL

ALABAMA 14

IOWA STATE 13

DEC. 27, 2001 • SHREVEPORT, LA.

	1	2	3	4	F
Alabama	0	7	0	7	14
Iowa State	3	7	3	0	13



2002 HUMANITARIAN BOWL

BOISE STATE 34

IOWA STATE 16

DEC. 31, 2002 • BOISE, IDAHO

	1	2	3	4	F
Boise State	0	7	14	13	34
Iowa State	3	7	0	6	16



2004 INDEPENDENCE BOWL

IOWA STATE 17

MIAMI (OHIO) 13


DEC. 28, 2004 • SHREVEPORT, LA.

	1	2	3	4	F
Miami	0	7	6	0	13
Iowa State	7	3	0	7	17



2005 HOUSTON BOWL
TCU 27
IOWA STATE 24
DEC. 31, 2005 • HOUSTON, TEXAS

	1	2	3	4	F
TCU	14	10	0	3	27
Iowa State	0	17	7	0	24




2009 INSIGHT BOWL
IOWA STATE 14
MINNESOTA 13
DEC. 31, 2009 • TEMPE, ARIZ.

	1	2	3	4	F
Minnesota	3	0	10	0	13
Iowa State	0	14	0	0	14




2011 PINSTRIPE BOWL
RUTGERS 27
IOWA STATE 13
DEC. 30, 2011 • NEW YORK, N.Y.

	1	2	3	4	F
Rutgers	0	17	0	10	27
Iowa State	6	0	0	7	13



2012 LIBERTY BOWL
TULSA 31
IOWA STATE 17
DEC. 31, 2012 • MEMPHIS, TENN.

	1	2	3	4	F
Tulsa	7	14	7	3	31
Iowa State	17	0	0	0	17



BOWL GAMES

2017 LIBERTY BOWL

IOWA STATE 21

MEMPHIS 20

DEC. 30, 2017 • MEMPHIS, TENN.

	1	2	3	4	F
Iowa State	7	7	7	0	21
Memphis	7	3	10	0	20




2018 ALAMO BOWL

WASHINGTON STATE 28

IOWA STATE 26

DEC. 28, 2018 • SAN ANTONIO, TEXAS

	1	2	3	4	F
Iowa State	0	10	10	6	26
Wash. State	7	14	0	7	28



2019 CAMPING WORLD BOWL

NOTRE DAME 33

IOWA STATE 9

DEC. 28, 2019 • ORLANDO, FLA.

	1	2	3	4	F
Notre Dame	10	10	10	3	33
Iowa State	0	6	3	0	9



2021 FIESTA BOWL

IOWA STATE 34

OREGON 17

JAN. 2, 2021 • GLENDALE, ARIZ.

	1	2	3	4	F
Oregon	7	10	0	0	17
Iowa State	7	21	3	3	34



2021 CHEEZ-IT BOWL

CLEMSON 20

IOWA STATE 13

DEC. 29, 2021 • ORLANDO, FLA.

	1	2	3	4	F
Clemson	3	3	14	0	20
Iowa State	0	3	3	7	13



2023 LIBERTY BOWL

MEMPHIS 36

IOWA STATE 26

DEC. 29, 2023 • MEMPHIS, TENN.

	1	2	3	4	F
Iowa State	0	13	7	6	26
Memphis	19	3	14	0	36

64 TEAMS. 64 YEARS. BRING ON 65!

ALABAMA, PENN. ST., OREGON, SYRACUSE, MIAMI, TILLAMOC, OREGON ST., NC STATE, MISSISSIPPI, UTAH, WEST VIRGINIA, OLE MISS, AUBURN, GEORGIA, IOWA, TENNESSEE, WISCONSIN, ARKANSAS, KANSAS, TEXAS A&M, NEBRASKA, MISSOURI, LSU, NORTH CAROLINA, NAVY, ILLINOIS, INDIANA, BIRMGHAM, NOTRE DAME, BAYLOR, MINNESOTA, SOUTHERN CALIFORNIA, LOUISVILLE, MICHIGAN, ST. JOSEPH, MISSOURI, HOUSTON, MEMPHIS, SOUTHERN MISS., COLORADO ST., IOWA STATE, TULSA, FRESNO ST., UCF, KENTUCKY, CINCINNATI, VANDERBILT, RICE, KANSAS ST., MEMPHIS, OKLAHOMA, ST. ARMY, TEXAS TECH

65th AUTOZONE LIBERTY BOWL
DECEMBER 29, 2023 • 5:00 P.M.

FedEx | HIBBETT | THE NAVY | COMBAT



2017 Liberty Bowl



2021 PlayStation Fiesta Bowl



COACHING RECORDS

Coach	Tenure	Yrs	CONFERENCE GAMES				ALL GAMES			
			W	L	T	Pct	W	L	T	Pct
Ira C. Brownlie	1892	1					1	0	1	.750
W.F. Finney	1893	1					0	3	0	.000
Bert German	1894	1					5	1	0	.833
Glenn "Pop" Warner	1895-99	4 1/3					18	8	0	.692
Joe Meyers	1899	2/3					4	4	1	.500
C.E. Woodruff	1900	1					2	5	1	.313
Edgar Clinton	1901	1					2	6	2	.300
A.W. Ristine	1902-06	5					36	10	1	.766
Clyde Williams	1907-12	6	8	5	2	.600	33	14	2	.694
Homer C. Hubbard	1913-14	2	4	3	1	.571	8	7	0	.533
Charles Mayser	1915-19	5	10	4	2	.688	21	11	2	.647
Norman C. Paine	1920	1	3	2	0	.600	4	4	0	.500
Maury Kent	1921	1	3	4	0	.429	4	4	0	.500
Sam F. Willaman	1922-25	4	11	10	2	.522	14	15	3	.484
Noel Workman	1926-30	5	8	17	2	.296	11	27	3	.305
George Veenker	1931-36	6	7	18	4	.310	21	22	8	.490
Jim Yeager	1937-40	4	7	12	1	.375	16	19	1	.458
Ray Donels	1941-42	1 1/3	1	4	1	.250	3	8	1	.292
Mike Michalske	1942-46	4 2/3	8	9	2	.474	18	18	3	.500
Abe Stuber	1947-53	7	12	28	1	.305	24	38	3	.393
Vince DiFrancesca	1954-56	3	2	15	1	.139	6	21	1	.232
Jim Myers	1957	1	2	4	0	.333	4	5	1	.450
Clay Stapleton	1958-67	10	22	43	2	.343	42	53	4	.444
John Majors	1968-72	5	9	25	1	.271	24	30	1	.445
Earle Bruce	1973-78	6	18	24	0	.429	36	32	0	.529
Donnie Duncan	1979-82	4	7	19	2	.286	18	24	2	.432
Jim Criner	1983-86	3 4/5	8	16	2	.346	16	24	2	.405
Chuck Banker	1986	1/5	1	1	0	.500	1	1	0	.500
Jim Walden	1987-94	8	16	37	3	.313	28	57	3	.335
Dan McCarney	1995-2006	12	27	68	0	.284	56	85	0	.397
Gene Chizik	2007-2008	2	2	14	0	.143	5	19	0	.208
Paul Rhoads	2009-2015	7	16	45	0	.262	32	55	0	.368
Matt Campbell	2016-	8	38	34	0	.528	53	48	0	.525
TOTALS	1892-2023	132	250	461	29	.357	566	678	46	.457



Clay Stapleton
1958-67



John Majors
1968-72



Earle Bruce
1973-78



Donnie Duncan
1979-82



Jim Criner
1983-86



Jim Walden
1987-94



Dan McCarney
1995-2006



Gene Chizik
2007-08



Paul Rhoads
2009-15



Matt Campbell
2016-



TEAM RECORDS

TOTAL OFFENSE

Most Points Scored

Game: 87, Simpson, 1904
Season: 418, 2019

Most Consecutive Games Scored

173, from Sept. 3, 2011, to present

Most Plays

Game: 102, twice
Season: 1,022, 2011

Most Yards

Game: 714, Louisiana-Monroe, 2019
Season: 5,776, 2019
APG: 444.3, 2019

Most Yards Per Play

Game: 13.9, Kansas State, 2023
Season: 6.45, 2019

Most Total First Downs

Game: 35, three times
Season: 298, 2019

TOTAL DEFENSE

Fewest Net Yards Allowed

Game: 43, BYU, 1969
Season: 1,949, 1947

Fewest Rushing Net Yards Allowed

Game: -16, Colorado, 1984
Season: 1,237, 2020

Fewest Passing Yards

Game: -3, Nebraska, 1986
Season: 302, 1960

Fewest TD Passes Allowed

Game: 0, several times
Season: 0, 1949 (NCAA record)

Fewest Completions Allowed

Game: 0, several times
Season: 29, 1960; 29, 1943

Lowest Completion Percentage Allowed

Game: .000, several times
Season: .312, (29-93), 1960

Fewest First Downs Allowed

Game: 2, Nebraska, 1947
Season: 119, 1949

PASSING

Most Attempts

Game: 63, Oklahoma State, 2019
Season: 510, 2014

Most Completions

Game: 39, Oklahoma State, 2019
Season: 315, 2019

Most Yards Gained

Game: 462, Kansas State, 2008
Season: 4,047, 2019

Most Touchdown Passes

Game: 6, Air Force, 1976
Season: 29, 2019

Most Interceptions Thrown

Game: 6, three times
Season: 23, 1970

Fewest Interceptions Thrown

Game: 0, many times
Season: 5, 1958

Best Completion Percentage

Game: .880 (22-25), Kansas State, 2021
Season: .702 (313-446), 2021

Lowest Interception Percentage

Game: .000, several times
Season: .0186, 2019

Most First Downs Passing

Game: 23, Texas A&M, 2008
Season: 188, 2019

RUSHING

Most Yards Rushing

Game: 586, UNLV, 1995
Season: 2,970, 1976

Most Rushing Attempts

Game: 79, Idaho, 1973
Season: 636, 1976

Most Yards Per Rush

Game: 12.1, TCU, 2021
Season: 5.2, 2000

Most Touchdowns Rushing

Game: 8, UNLV, 1995
8, Colorado State, 1980
Season: 31, 2020

Most First Downs by Rushing

Game: 24, Indiana State, 1999
Season: 150, 1976

INTERCEPTIONS

Most Interceptions

Game: 10, Gustavus Adolphus, 1944
Season: 23, 1971; 1972

Most Yards Returned

Game: 202, South Dakota State, 2008
Season: 387, 1964

Most Interceptions Returned for TD

Season: 4, 2004

PUNTS

Most Punts

Game: 18, Marquette, 1951
Season: 100, 1985

Fewest Punts

Game: 0, five times (last vs. ULM in 2019)
Season: 51, 2008



TEAM RECORDS

Most Punting Yards

Game: 601, Marquette, 1951
Season: 3,796, 1985

Highest Punting Average

Game: 58.5, (2 punts) Oklahoma State, 1977
Season: 45.3, 1996

PUNT RETURNS

Most Punt Returns

Game: 9, Kansas State, 1947
Season: 48, 1947

Most Yards Returned

Game: 193, UNI, 2015
Season: 503, 1947

Highest Avg. Per Return (Min. 4 returns)

Game: 27.4, Tulane (5 returns, 137 yards), 1992
Season: 17.8, 1992 (28 returns, 497 yards)

Punts Returned for TD

Game: 1, several times
Season: 3, 2002; 1992

KICKOFF RETURNS

Most Kickoff Returns

Game: 12, Utah, 2010
Season: 65, 2011

Most Yards Returned

Game: 319, Oklahoma State, 2008
Season: 1,986, 1970

Highest Average Per Return (Min. 4 returns)

Game: 42.3, Colorado, 1968 (6 returns, 254 yards)
Season: 26.8, 2020 (21 returns, 563 yards)

Most Kickoffs Returned for TD

Season: 2, 1963; 1959; 2013

FUMBLES

Most Fumbles

Game: 12, Northwestern, 1956
Season: 51, 1956

Most Fumbles Lost

Game: 7, Drake, 1953
Season: 32, 1956

Most Opponent Fumbles Recovered

Game: 7, Arizona, 1968
Season: 30, 1954

Fewest Fumbles

Game: 0, several times
Season: 7, 2000

Fewest Fumbles Lost

Game: 0, several times
Season: 1, 2017

PENALTIES

Most Penalties

Game: 15, Utah, 1976
Season: 88, 2011

Most Penalty Yards

Game: 156, Utah, 1976
Season: 742, 2000

Fewest Penalties

Game: 0, three times (last vs. Texas Tech, 2017)
Season: 26, 1953

Fewest Penalty Yards

Game: 0, three times (last vs. Texas Tech, 2017)
Season: 237, 1953



Trever Ryan's 81-yard punt return for a touchdown vs. UNI in 2015 helped the Cyclones set a single-game school mark for punt return yardage (193).

INDIVIDUAL RECORDS

RUSHING

Rushing Attempts

Game: 53, Troy Davis (241 yards), UNI, 1996
 Season: 402, Troy Davis (2,185 yards), 1996
 Career: 823, Darren Davis (3,763 yards), 1996-99

Net Rushing Yards

Game: 378, Troy Davis (41 carries), Missouri, 1996
 Season: 2,185, Troy Davis (402 carries), 1996
 Career: 4,382, Troy Davis (782 carries), 1994-96

Highest Average Per Carry

Game: 23.8, Max Burkett, South Dakota State, 1954
 Season (min 7 opp): 7.3, Abu Sama III, 2023
 Career: 5.6, Troy Davis, 1994-96

Most Touchdowns Rushing

Game: 5, Troy Davis, UNLV, 1995 and UNI, 1996;
 Joel Lanning, Texas Tech, 2016
 Season: 21, Troy Davis, 1996; Breece Hall, 2020
 Career: 50, Breece Hall, 2019-21

Most 100-yard Rushing Games

Season: 11, Troy Davis, 1996
 Career: 21, Troy Davis, 1994-96

Most 200-yard Rushing Games

Season: 5, Troy Davis, 1996
 Career: 9, Troy Davis, 1994-96

Most Consecutive 100-yard Rushing Games

17, Troy Davis, 1995-96

Most Consecutive Games With A Rushing TD

24, Breece Hall, 2020-21*
 *All-time NCAA FBS record

PASSING

Attempts

Game: 62, Todd Bandhauer, Texas, 1998; Brock Purdy, Oklahoma State, 2019
 Season: 475, Brock Purdy, 2019
 Career: 1,467, Brock Purdy, 2018-21

Most Completions

Game: 39, Brock Purdy, Oklahoma State, 2019
 Season: 312, Brock Purdy, 2019
 Career: 993, Brock Purdy, 2018-21

Highest Completion Percentage

Game: .917, Seneca Wallace (22-24), Baylor, 2001
 Season: .717, Brock Purdy (292-407), 2021
 Career: .677, Brock Purdy (993-1,467) 2018-21

Yards

Game: 440, Austen Arnaud, Kansas State, 2008
 Season: 3,982, Brock Purdy, 2019
 Career: 12,170, Brock Purdy, 2018-21

Touchdown Passes

Game: 5, Todd Bandhauer, Texas, 1998; Steele Jantz, Baylor, 2012; Brock Purdy, Oklahoma, 2019
 Season: 27, Brock Purdy, 2019
 Career: 81, Brock Purdy, 2018-21

Most Interceptions

Game: 6, Bret Oberg, Colorado, 1988
 Season: 20, George Amundson, 1972;
 Todd Bandhauer, 1998
 Career: 41, Bret Meyer, 2004-07

Lowest Interception Percentage

Season: .012, Kyle Kempt, 2017
 Career: .014, Kyle Kempt, 2016-18

Consecutive Passes Attempted Without an Interception

Season: 160, Kyle Kempt, 2017-18

Consecutive Games Throwing TD Pass

12, Brock Purdy, 2019

RECEIVING

Receptions

Game: 16, Tracy Henderson, Kansas State, 1983
 Season: 107, Xavier Hutchinson, 2022
 Career: 254, Xavier Hutchinson (2,929 yards), 2020-22

Yards

Game: 217, Tracy Henderson, Texas A&M, 1984
 Season: 1,318, Hakeem Butler (60 receptions), 2018
 Career: 3,360, Allen Lazard (241 receptions), 2014-17

Touchdown Catches

Game: 4, Todd Blythe, Texas A&M, 2005
 Season: 10, Allen Lazard, 2017
 Career: 31, Todd Blythe, 2004-07

100-yard Receiving Games

Season: 7, Xavier Hutchinson, 2022
 Career: 13, Xavier Hutchinson, 2020-22

Most Consecutive 100-yard Receiving Games

4, Allen Lazard, 11/12/16-9/2/17

Consecutive Games With A Reception

48, Allen Lazard, 2014-17

TOTAL OFFENSE

Most Plays

Game: 72, Jared Barnett, Oklahoma State, 2011
 Season: 568, Brock Purdy, 2019
 Career: 1,923, Bret Meyer, 2004-07

Yards

Game: 510, Brock Purdy, Louisiana-Monroe, 2019
 Season: 4,231, Brock Purdy, 2019
 Career: 13,347, Brock Purdy, 2018-21

Most TD Responsible (Rush-Pass)

Game: 6, Bret Oberg, Oklahoma, 1989; Brock Purdy, Louisiana-Monroe and Oklahoma, 2019
 Season: 35, Brock Purdy, 2019
 Career: 100, Brock Purdy, 2018-21

Most All-Purpose Yards

Game: 374, Troy Davis, Missouri, 1996
 Season: 2,466, Troy Davis, 1995
 Career: 5,177, Troy Davis, 1994-96



INDIVIDUAL RECORDS

PUNTING

Punts

Game: 18, George Hess (601 yards), Marquette, 1951
Season: 85, Jim Thompson (3,157 yards), 1984
Career: 289, Kirby Van Der Kamp, 2010-13

Yards

Game: 601, George Hess, Marquette, 1951
Season: 3,493, Kirby Van Der Kamp, 2013
Career: 12,261, Kirby Van Der Kamp, 2010-13

Average

Game: 58.5, Rick Blabolil, Oklahoma State, 1977
Season: 45.7, Marc Harris, 1996
Career: 43.1, Marc Harris, 1993-96

FIELD GOALS

Field Goals

Game: 5, Bret Culbertson, Iowa, 2007;
Jeff Shudak, Missouri, 1990
Season: 21, Chase Contreras, 2023
Career: 58, Jeff Shudak, 1987-90

Extra Points

Game: 9, Alex Giffords, Colorado State, 1980;
Connor Assalley, Louisiana-Monroe, 2019
Season: 49, Connor Assalley, 2019
Career: 138, Cole Netten, 2013-16

Percentage

Game: 100 pct. (5-5), Jeff Shudak, Missouri, 1990
Season: 94.1 pct., Cole Netten, 2016
Career: 79.4 pct., Cole Netten, 2013-16

Consecutive Field Goals Made

15, Cole Netten, 2015-16; Andrew Mevis, 2021

Consecutive Extra Points Made

100, Bret Culbertson, 2004-07

PUNT RETURNS

Punt Returns

Game: 9, Don Ferguson, Kansas State, 1947
Season: 41, Tom Buck, 1977
Career: 74, Don Ferguson, 1947-49

Yards

Game: 137, James McMillion, Tulane, 1992
Season: 435, James McMillion, 1992
Career: 843, James McMillion, 1991-93

Punts Returned for Touchdowns

Game: 1 by many, last: Trever Ryen vs. Kansas, 2017
Season: 3, James McMillion, 1992
Career: 3, James McMillion, 1991-93

Average

Game: 38.6, Trever Ryen, San Jose State, 2016
Season: 19.5, Allen Lazard, 2015
Career: 15.9, James McMillion, 1991-93

KICKOFF RETURNS

Kickoff Returns

Game: 10, Tyrone Watley, Nebraska, 1997
Season: 41, Leonard Johnson, 2008
Career: 92, Kene Nwangwu, 2016-2020

Yards

Game: 319, Leonard Johnson, Oklahoma State, 2008
Season: 1,081, Leonard Johnson, 2008
Career: 2,470, Kene Nwangwu, 2016-2020

Average

Season: 32.8, Luther Blue, 1974
Career: 26.8, Kene Nwangwu, 2016-2020

INTERCEPTIONS

Interceptions

Game: 4, Barry Hill, Kansas, 1974;
Everett Kischer, Northwestern, 1937
Season: 9, Barry Hill, 1974
Career: 21, Barry Hill, 1972-74

Return Yards

Game: 123, Larry Carwell, Kansas, 1966
Season: 152, Dick Howard, 1945
Career: 265, A.J. Klein, 2009-12

TACKLES

Game

Interior Lineman: 23, Chris Boskey, Nebraska, 1978
Linebacker: 27, Chris Moore, Oklahoma, 1986
Defensive Back: 28, Brian Refner, Nebraska, 1985

Season

Interior Lineman: 131, Chris Boskey, 1978
Linebacker: 168, Chris Washington, 1981
Defensive Back: 135, Jeff Dole, 1988

Career

Interior Lineman: 335, Shamus McDonough, 1979-82;
334, Larry Hunt, 1971-73
Linebacker: 457, Chris Washington, 1980-83
Defensive Back: 334, Mark Doubrava, 1989-92

SCORING

Points Scored (excluding kickers)

Game: 30, Troy Davis, TB, UNI, 1996; Troy
Davis, TB, UNLV, 1995; Joe Henderson, TB,
Kansas, 1988; Joel Lanning, QB, Texas Tech, 2016
Season: 138, Breece Hall, RB, 2020;
Breece Hall, RB, 2021
Career: 336, Breece Hall, RB, 2019-21

Points Scored by Kickers

Game: 18, Connor Assalley, Louisiana-Monroe, 2019
Season: 99, Chase Contreras, 2023
Career: 300, Cole Netten, 2013-16

Touchdowns Scored

Game: 5, Joel Lanning, QB, Texas Tech, 2016;
Troy Davis, TB, UNI, 1996;
Troy Davis, TB, UNLV, 1995;
Joe Henderson, TB, Kansas, 1988;
Season: 23, Breece Hall, 2020;
Breece Hall, 2021
Career: 56, Breece Hall, RB, 2019-21

Consecutive Games Scoring a Touchdown

24, Breece Hall, 2020-21

* Statistics from bowl games before 2002 are not included in school records, per NCAA policy.



GAME RECORDS

TOTAL TOUCHDOWNS

1. Joel Lanning, Texas Tech, 2016	5
Troy Davis, UNI, 1996	5
Troy Davis, UNLV, 1995	5
Joe Henderson, Kansas, 1988	5
5. Breece Hall, TCU, 2021	4
Todd Blythe, Texas A&M, 2005	4
Ennis Haywood, Kansas, 2001	4
Troy Davis, Missouri, 1996	4
Blaise Bryant, UNI, 1990	4
Dwayne Crutchfield, Kent State, 1981	4
George Amundson, Oklahoma St., 1971	4

RUSHING YARDS

1. Troy Davis, Missouri, 1996	378
2. Troy Davis, UNLV, 1995	302
3. Troy Davis, Ohio, 1995	291
4. Abu Sama III, Kansas State, 2023	276
5. Dave Hoppmann, Kansas State, 1961	271
6. Darren Davis, Kansas, 1997	261
7. Homer Hubbard, Drake, 1908	252
8. Darren Davis, Baylor, 1997	247
9. Mike Warren, Texas Tech, 2015	245
10. Darren Davis, Iowa, 1998	244

RUSHING ATTEMPTS

1. Troy Davis, UNI, 1996	53
2. Troy Davis, Kansas State, 1996	48
3. Dwayne Crutchfield, Colorado, 1981	47
4. Darren Davis, Kansas, 1998	43
Dwayne Crutchfield, Oklahoma, 1981	43
6. Darren Davis, Kansas, 1997	42
7. Troy Davis, Missouri, 1996	41
Troy Davis, Kansas State, 1995	41
9. Troy Davis, Ohio, 1995	40
Blaise Bryant, Kansas State, 1990	40
Mike Strachan, Colorado, 1973	40
Blaise Bryant, Missouri, 1989	40
Joe Henderson, Kansas State, 1988	40

RUSHING TOUCHDOWNS

1. Joel Lanning, Texas Tech, 2016	5
Troy Davis, UNI, 1996	5
Troy Davis, UNLV, 1995	5
4. Ennis Haywood, Kansas, 2001	4
Troy Davis, Missouri, 1996	4
Sundiata Patterson, Eastern Illinois, 1991	4
Blaise Bryant, UNI, 1990	4
Joe Henderson, Kansas, 1988	4
Dwayne Crutchfield, Kent State, 1981	4
George Amundson, Oklahoma St., 1971	4

TOUCHDOWN PASSES

1. Brock Purdy, Oklahoma, 2019	5
Steele Jantz, Baylor, 2012	5
Todd Bandhauer, Texas, 1998	5
4. Hunter Dekkers, SEMO, 2022	4
Brock Purdy, Kansas, 2021	4
Brock Purdy, Kansas, 2019	4
Brock Purdy, Oklahoma St., 2018	4
Jacob Park, Iowa, 2017	4
Grant Rohach, West Virginia, 2013	4
Sam Richardson, Kansas, 2012	4
Steele Jantz, Iowa, 2011	4
Austen Arnaud, Texas Tech, 2010	4
Bret Meyer, Texas A&M, 2005	4

Seneca Wallace, Baylor, 2001	4
Bret Oberg, Oklahoma, 1989	4
Alex Espinoza, Kansas State, 1986	4
Wayne Stanley, Air Force, 1976	4
Rich Mann, Nebraska, 1951	4

PASSING YARDS

1. Rocco Becht, Memphis, 2023	446
2. Austen Arnaud, Kansas State, 2008	440
3. Todd Bandhauer, Texas, 1998	437
4. Brock Purdy, ULM, 2019	435
5. Seneca Wallace, Missouri, 2002	425
6. Bret Oberg, Oklahoma, 1989	411
7. Brock Purdy, Oklahoma St., 2019	382
8. Steele Jantz, Baylor, 2012	381
9. Brock Purdy, Texas Tech, 2019	378
10. Jared Barnett, Oklahoma St., 2011	376

PASS COMPLETIONS

1. Brock Purdy, Oklahoma St., 2019	39
2. Hunter Dekkers, Oklahoma, 2022	37
Sam Richardson, Toledo, 2014	37
4. Sam Richardson, Texas, 2014	36
Steele Jantz, Baylor, 2012	36
Austen Arnaud, Missouri, 2008	36
7. Bret Meyer, Missouri, 2007	33
8. Brock Purdy, Texas Tech, 2021	32
3. Brock Purdy, Texas Tech, 2020	32
Steele Jantz, Tulsa, 2012	32

PASS ATTEMPTS

1. Brock Purdy, Oklahoma St., 2019	62
Todd Bandhauer, Texas, 1998	62
3. Jared Barnett, Oklahoma St., 2011	58
4. Hunter Dekkers, Oklahoma, 2022	57
5. Sam Richardson, Texas, 2014	55
6. Austen Arnaud, Missouri, 2008	54
7. Sam Richardson, Toledo, 2014	53
8. Steele Jantz, Baylor, 2012	52
9. Steele Jantz, Texas, 2011	51
Bret Meyer, Nebraska, 2007	51
Todd Bandhauer, Iowa, 1997	51
Joel Lanning, Oklahoma, 2015	51

COMPLETION PCT. (MINIMUM 15)

1. Seneca Wallace, Baylor, 2001	91.7
2. Brock Purdy, Kansas State, 2021	88.0
3. Brock Purdy, UNLV, 2021	87.5
4. Brock Purdy, West Virginia, 2020	87.0
5. Sam Richardson, Kansas, 2012	85.2
6. Seneca Wallace, Oklahoma St., 2001	84.2
7. Bret Meyer, UNI, 2006	82.8
8. Brock Purdy, Oklahoma St., 2021	81.8
9. Todd Doxzon, Missouri, 1995	81.3
Bret Oberg, Kansas State, 1989	81.3

RECEPTIONS

1. Tracy Henderson, Kansas State, 1983	16
2. Deshaunte Jones, UNI, 2019	14
3. Xavier Hutchinson, Kansas, 2022	13
Steve Lester, Oklahoma, 1989	13
Tom Busch, Kansas, 1967	13
4. Charlie Kolar, Oklahoma, 2021	12
6. Xavier Hutchinson, Oklahoma St., 2021	12
Tracy Henderson, Missouri, 1983	12
9. Xavier Hutchinson, Iowa, 2022	11

Collin Franklin, Colorado, 2010	11
J.J. Moses, Nebraska, 2000	11
Tracy Henderson, Texas A&M, 1984	11
Jason Jacobs, Nebraska, 1983	11
Eppie Barney, Arizona, 1966	11

RECEIVING YARDS

1. Tracy Henderson, Texas A&M, 1984	217
2. Jayden Higgins, Memphis, 2023	214
Todd Blythe, Texas A&M, 2005	214
4. Steve Lester, Oklahoma, 1989	203
Jim Doran, Oklahoma, 1949	203
6. Hakeem Butler, Wash. St., 2018	192
Lane Danielsen, Texas Tech, 2003	192
8. Todd Blythe, Nebraska, 2004	188
9. Darius Reynolds, Baylor, 2011	178
10. Tracy Henderson, Iowa, 1984	175
Eppie Barney, Arizona, 1966	175

TOUCHDOWN CATCHES

1. Todd Blythe, Texas A&M, 2005	4
2. Xavier Hutchinson, SEMO, 2022	3
Quenton Bundrage, Iowa, 2013	3
Jarvis West, Baylor, 2012	3
Josh Lenz, TCU, 2012	3
Todd Blythe, Northern Illinois, 2004	3
Damien Groce, Texas Tech, 1998	3
Jim Doran, Missouri, 1950	3
George Gast, Kansas State, 1943	3

TOTAL OFFENSE

1. Brock Purdy, ULM, 2019	510
2. Austen Arnaud, Kansas State, 2008	493
Seneca Wallace, Missouri, 2002	493
4. Jared Barnett, Oklahoma St., 2011	460
5. Bret Oberg, Oklahoma, 1989	449
6. Rocco Becht, Memphis, 2023	442
7. Austen Arnaud, Texas A&M, 2008	438
8. Steele Jantz, Baylor, 2012	435
9. Todd Bandhauer, Texas, 1998	427
10. Brock Purdy, Oklahoma St., 2018	402

ALL-PURPOSE YARDS

1. Troy Davis, Missouri, 1996	374
2. Tyrone Watley, Nebraska, 1997	324
3. Leonard Johnson, Okla. St., 2008	319
4. Troy Davis, Ohio, 1995	318
5. Tyrone Watley, Minnesota, 1997	316
6. Troy Davis, UNLV, 1995	302
7. Darren Davis, Ball State, 1998	291
8. Abu Sama III, Kansas State, 2023	287
Dave Hoppmann, Kansas State, 1961	287
10. Troy Davis, Kansas State, 1995	285

YARDS FROM SCRIMMAGE

1. Troy Davis, Missouri, 1996	374
2. Troy Davis, Ohio, 1995	303
3. Troy Davis, UNLV, 1995	302
4. Darren Davis, Ball State, 1998	291
5. Abu Sama III, Kansas State, 2023	287
6. Ennis Haywood, Baylor, 2000	284
7. Breece Hall, TCU, 2021	281
8. Darren Davis, Kansas, 1997	276
9. Darren Davis, Baylor, 1997	273
10. Dave Hoppmann, Kansas State, 1961	271



GAME RECORDS

FIELD GOALS MADE

1. Bret Culbertson, Iowa, 2007	5
Jeff Shudak, Missouri, 1990	5
3. Andrew Mevis, Kansas State, 2021	4
Connor Assalley, Akron, 2018	4
Cole Netten, West Virginia, 2016	4
Ty Stewart, Missouri, 1993	4
Ty Stewart, Nebraska, 1992	4
Jeff Shudak, Tulane, 1987	4
Alex Giffords, Iowa, 1982	4
Tom Goedjen, Oklahoma St., 1974	4
Tom Goedjen, BYU, 1973	4
Reggie Shoemaker, New Mexico, 1970	4

INTERCEPTIONS

1. Barry Hill, Kansas, 1974	4
Everett Kischer, Northwestern, 1937	4
3. George Walker, Vanderbilt, 1983	3
Barry Hill, Oklahoma St., 1973	3
Tom Hilden, Kansas State, 1968	3
Chuck Lamson, Arizona, 1958	3
Gene Phelps, UNI, 1945	3

TACKLES

1. Brian Refner, Nebraska, 1985	28
2. Tim Sanders, Oklahoma, 1995	26
3. Mike Leaders, Nebraska, 1979	23
Chris Boskey, Nebraska, 1978	23
5. Jeff Waters, Missouri, 1998	22
6. Mark Carlson, Kansas State, 1980	21
7. Joel Lanning, Texas, 2017	20
Alvin Bowen, Toledo, 2006	20
Matt Straight, Kansas, 1994	20
Mark Carlson, Iowa, 1980	20
Mike Leaders, Missouri, 1979	20

SACKS

1. JaQuan Bailey, TCU, 2020	3.5
Jason Berryman, TCU, 2005	3.5
3. Dale Pierson, UNI, 2015	3.0
Jesse Beckom, Iowa, 1998	3.0
Greg Schoon, Baylor, 1997	3.0
Matt Straight, TCU, 1995	3.0
John Cinefro, Indiana State, 1986	3.0

TACKLES FOR LOSS

1. JaQuan Bailey, TCU, 2020	4.0
Demond Tucker, Oklahoma St., 2015	4.0
Shawn Moorehead, Illinois St., 2005	4.0
Matt Word, Kansas, 2001	4.0
Jesse Beckom, Iowa, 1998	4.0
Chris Whitaker, Texas, 1999	4.0
Angelo Provenza, Iowa, 1995	4.0
8. Mike Rose, UNI, 2019	3.5
Dale Pierson, UNI, 2019	3.5
Jason Berryman, TCU, 2005	3.5

FUMBLES RECOVERED (SINCE 1979)

1. Marc Butts, Pacific, 1979	3
Mike Shane, Missouri, 1988	3
3. O'Rien Vance, Oregon, 2020	2
Deon Broomfield, UNI, 2013	2
Nick Kron, Tulsa, 2013	2
Durrell Givens, TCU, 2012	2
Durrell Givens, Baylor, 2012	2
James Smith, Nebraska, 2009	2

Nik Moser, TCU, 2005	2
Brandon Brown, Baylor, 2004	2
Derrick Clark, Iowa, 1996	2
Lester Ridley, Oklahoma St., 1992	2
Randy Bern, Oklahoma, 1988	2
Jeff Dole, Kansas State, 1988	2
Jay Carraethers, Wyoming, 1987	2
Darrin Trieb, Oklahoma, 1986	2
Milon Pitts, Nebraska, 1985	2
Jim Luebbers, Oklahoma St., 1984	2
Billy McCue, Missouri, 1984	2
Ronnie Osborne, Kansas, 1981	2

TAKEAWAYS (SINCE 1979)

1. Mike Schwartz, Bowling Green, 1979	3
Marc Butts, Pacific, 1979	3
George Walker, Vanderbilt, 1983	3
Antony Hoskins, Kansas, 1987	3
Mike Shane, Missouri, 1988	3
Tim Baker, Oklahoma St., 1989	3
Jacques Washington, West Vir., 2013	3

LONGEST RUSH

1. Meredith Warner, Iowa PF, 1943*	98
2. Marston Norris, UNLV, 1995*	91
3. Joe Burden, Tulsa, 1961*	89
Meredith Warner, Ottumwa PF, 1943*	89
5. Deac Wolters, Central Oklahoma, 1922	88
6. Breece Hall, TCU, 2021	80
Troy Davis, UNLV, 1995*	80
Tom Roach, Colorado State, 1980	80
Norton Behm, Minnesota, 1924*	80
Otis Higgins, Grinnell, 1921*	80

LONGEST RECEPTION

1. Quenton Bundrage, Texas, 2013*	97
2. Ed Williams, Oklahoma, 1995*	90
3. Carl Paetz, Kansas, 1946*	89
4. Jim Doran, Oklahoma, 1949	87
5. Deshaunte Jones, ULM, 2019	84
6. Hakeem Butler, Kansas, 2018*	83
Lamont Hill, Ohio, 1992*	83
8. Tom Busch, Oklahoma, 1965*	82
9. Tyrone Watley, Minnesota, 1997*	81
10. Lane Danielsen, Texas Tech, 2003*	80
Damien Groce, Iowa, 1999*	80

LONGEST SCORING PLAYS

1. Dick Howard, Kansas State, 1945 (int)	100
2. Troy Davis, Colorado, 1994 (kr)	99
3. Meredith Warner, Iowa PF, 1943 (rush)	98
DeVondrick Nealy, TCU, 2013 (kr)	98
5. Kene Nwangwu, West Virginia, 2016 (kr)	97
Quenton Bundrage, Texas, 2013 (rec)	97
7. Tom Elliott, Kansas, 1969 (pr)	96
Dick Howard, Kansas State, 1945 (kr)	96
9. Jarvis West, Texas Tech, 2013 (kr)	95
Luther Blue, Nebraska, 1976 (kr)	95
Gary King, Drake, 1965 (pr)	95

LONGEST PUNT RETURN

1. Tom Elliott, Kansas, 1969*	96
2. Gary King, Drake, 1965*	95
3. James McMillion, Oklahoma St., 1992*	91
4. James McMillion, Tulane, 1992*	87
5. Barry Hill, Kansas, 1973*	86

6. Mike Schwartz, Bowling Green, 1977*	85
Dury Moss, Drake, 1914	85
8. Tom Elliott, BYU, 1968*	84
9. Jarvis West, Kansas State, 2014*	82
10. Trever Ryan, UNI, 2015*	81

LONGEST KICKOFF RETURN

1. Troy Davis, Colorado, 1994*	99
2. DeVondrick Nealy, TCU, 2013*	98
3. Kene Nwangwu, West Virginia, 2016*	97
4. Dick Howard, Kansas State, 1945*	96
5. Jarvis West, Texas Tech, 2013*	95
Luther Blue, Nebraska, 1976*	95
Willie Jones, Oklahoma, 1971*	95
8. Willie Jones, Georgia Tech, 1972*	93
9. Donn Lorenzen, Northwestern, 1954	92
10. Tom Vaughn, VMI, 1963*	90
Royal Lohry, Kansas State, 1941*	90

LONGEST INTERCEPTION RETURN

1. Dick Howard, Kansas State, 1945*	100
2. Jeremy Reeves, UNI, 2010*	94
Dustin Avey, Colorado, 1997*	94
4. A.J. Klein, Texas Tech, 2012*	87
5. Ira Young, Drake, 1921*	85
6. Jeff Allen, Colorado State, 1970*	84
7. A.J. Klein, Missouri, 2011*	84
8. Marc Timmons, Missouri, 2000*	78
9. Ja'Maine Billups, Oklahoma, 2003*	77
10. Jeff Simonds, Kansas State, 1966*	76

FUMBLE RETURN FOR TOUCHDOWN

1. Deac Wolters, Grinnell, 1922	80
2. Bob Burton, Missouri, 1928	69
3. Steve Paris, Colorado, 2005	66
Gary Pedersen, Iowa, 1990	66
5. Brent Curvey, Baylor, 2004	65
6. Marv Walter, Nebraska, 1956	56
7. Jevohn Miller, Texas, 2014	51
8. Buck Hurst, Missouri, 1912	50
9. Kevin Fulton, Northern Illinois, 1993	41
10. R.L. Rutledge, Missouri, 1911	40

LONGEST PUNT

1. Bob Dennis, UNI, 1946	90
2. Ron Norman, Kansas, 1942	89
3. Royal Lohry, Oklahoma, 1940	86
4. Judge Johnston, Nebraska, 1988	80
Doug Myers, Nebraska, 1982	80
6. Carl Gomez, Wyoming, 1997	75
7. Marc Harris, Nebraska, 1996	75
8. Kirby Van Der Kamp, Texas, 2010	74
9. Mike Brandtner, Oklahoma, 2006	73
Rich Miller, Nebraska, 1979	73

LONGEST FIELD GOAL

1. Ty Stewart, Oklahoma St., 1993	58
Ty Stewart, Missouri, 1993	58
Alex Giffords, Oklahoma, 1979	58
4. Grant Mahoney, Nebraska, 2010	57
5. Chase Contreras, UNI, 2023	56
6. Jeff Shudak, UNI, 1988	55
Alex Giffords, Kent State, 1982	55
8. Andrew Mevis, UNLV, 2021	54
Grant Mahoney, Iowa, 2011	54
Jamie Kohl, Kansas, 1998	54

*Scored touchdown



SEASON RECORDS

TOUCHDOWNS

1. Breece Hall, 2021	23
Breece Hall, 2020	23
3. Troy Davis, 1996	21
4. Blaise Bryant, 1989	19
5. Dwayne Crutchfield, 1981	17
6. Darren Davis, 1999	16
Troy Davis, 1995	16
8. Dexter Green, 1977	15
George Amundson, 1971	15
10. Ennis Haywood, 2001	14

TOUCHDOWNS RESPONSIBLE

1. Brock Purdy, 2019	35
2. Rocco Becht, 2023	26
3. Brock Purdy, 2020	24
George Amundson, 1972	24
5. Breece Hall, 2021	23
Breece Hall, 2020	23
Seneca Wallace, 2002	23
8. Austen Arnaud, 2009	22
9. Hunter Dekkers, 2022	21
Brock Purdy, 2018	21
Sam Richardson, 2014	21
Troy Davis, 1996	21
David Archer, 1983	21

RUSHING YARDS

1. Troy Davis, 1996	2,185
2. Troy Davis, 1995	2,010
3. Breece Hall, 2020	1,572
4. Blaise Bryant, 1989	1,516
5. Breece Hall, 2021	1,472
6. Darren Davis, 1999	1,388
7. Mike Warren, 2015	1,339
8. Dwayne Crutchfield, 1980	1,312
9. Mike Strachan, 1972	1,260
George Amundson, 1971	1,260

RUSHING YARDS BY A QB

1. Buddy Hardeman, 1976	583
2. Chris Pedersen, 1990	570
3. Austen Arnaud, 2009	561
4. Joel Lanning, 2016	518
5. Seneca Wallace, 2001	475

RUSHING TOUCHDOWNS

1. Breece Hall, 2020	21
Troy Davis, 1996	21
3. Breece Hall, 2021	20
4. Blaise Bryant, 1989	19
5. Dwayne Crutchfield, 1981	17
Troy Davis, 1995	15
Dexter Green, 1977	15
George Amundson, 1971	15
9. Ennis Haywood, 2001	14
Darren Davis, 1999	14

RUSHING TOUCHDOWNS BY A QB

1. Joel Lanning, 2016	11
Dave Hoppmann, 1962	11
3. Sage Rosenfels, 2000	10
4. Dwight Nichols, 1959	9
5. Brock Purdy, 2019	8
Seneca Wallace, 2002	8

RUSHING ATTEMPTS

1. Troy Davis, 1996	402
2. Troy Davis, 1995	345
3. Dwayne Crutchfield, 1981	307
4. Blaise Bryant, 1989	299
5. Darren Davis, 1998	294
6. Darren Davis, 1999	287
7. Dwayne Crutchfield, 1980	284
8. Breece Hall, 2020	279
9. Mike Strachan, 1973	272
George Amundson, 1971	272

YARDS PER CARRY (MIN. 100 CARRIES)

1. Mike Warren, 2015	5.90
2. Buddy Hardeman, 1976	5.83
3. Breece Hall, 2021	5.82
Troy Davis, 1995	5.82
Tom Vaughn, 1962	5.82
6. Breece Hall, 2020	5.63
7. Jim Wingender, 1975	5.48
8. Harold Brown, 1982	5.45
9. Troy Davis, 1996	5.43
10. Ennis Haywood, 2000	5.40

100-YARD RUSHING GAMES

1. Troy Davis, 1996	11
2. Troy Davis, 1995	10
3. Breece Hall, 2020	9
4. Breece Hall, 2021	7
David Montgomery, 2018	7
Darren Davis, 1999	7
Blaise Bryant, 1989	7
Dwayne Crutchfield, 1980	7
Dexter Green, 1978	7
Dexter Green, 1977	7

200-YARD RUSHING GAMES

1. Troy Davis, 1996	5
2. Troy Davis, 1995	4
3. Ennis Haywood, 2000	2
Darren Davis, 1999	2
Darren Davis, 1998	2
Darren Davis, 1997	2
Blaise Bryant, 1989	2
8. Abu Sama III, 2023	1
Breece Hall, 2021	1
Mike Warren, 2015	1
Ennis Haywood, 2001	1
Joe Henderson, 1987	1
Harold Brown, 1982	1
Dexter Green, 1976	1
Dave Hoppmann, 1961	1
Dave Hoppmann, 1960	1
Homer Hubbard, 1908	1

CONS. 100-YARD RUSHING GAMES

1. Troy Davis, 10/14/95-11/23/96	17
2. Breece Hall, 9/12/20-11/21/20	8
Darren Davis, 11/21/98-10/23/99	8
4. Dwayne Crutchfield, 9/12/81-10/10/81	5
Dexter Green, 11/12/77-9/16/78	5
6. Breece Hall, 9/18/21-10/16/21	4
David Montgomery, 9/22/18-10/27/18	4
Ennis Haywood, 9/2/00-9/30/00	4
Darren Davis, 10/4/97-11/1/97	4
Troy Davis, 8/31/95-9/23/95	4
Blaise Bryant, 11/4/89-9/8/90	4
Dwayne Crutchfield, 10/4/80-10/25/80	4

CONS. GAMES WITH A RUSHING TD

1. Breece Hall, 2020-21	24
2. Troy Davis, 1995-96	10
3. Blaise Bryant, 1989-90	8
Dwayne Crutchfield, 1980-81	8
5. Dexter Green, 1977	7
Dave Hoppmann, 1962	7
7. Darren Davis, 1999	6
8. David Montgomery, 2018	5
Austen Arnaud, 2009	5
Blaise Bryant, 1989	5
Tom Watkins, 1959-60	5

PASSING YARDS

1. Brock Purdy, 2019	3,982
2. Seneca Wallace, 2002	3,245
3. Brock Purdy, 2021	3,188
4. Rocco Becht, 2023	3,120
5. Hunter Dekkers, 2022	3,044
6. Bret Meyer, 2005	2,876
7. Austen Arnaud, 2008	2,792



Two-time All-American and Heisman Trophy finalist Troy Davis was the first player in NCAA history to rush for over 2,000 yards in back-to-back seasons.



SEASON RECORDS

8. Brock Purdy, 2020	2,750
9. Sam Richardson, 2014	2,669
10. David Archer, 1983	2,639

300-YARD PASSING GAMES

1. Brock Purdy, 2019	6
2. Rocco Becht, 2023	3
Brock Purdy, 2020	3
Brock Purdy, 2018	3
Sam Richardson, 2014	3
Austen Arnaud, 2008	3
Bret Meyer, 2005	3
Seneca Wallace, 2002	3
9. Hunter Dekkers, 2022	2
Brock Purdy, 2021	2
Kyle Kempt, 2017	2
Jacob Park, 2017	2
Jacob Park, 2016	2
Grant Rohach, 2013	2
Sage Rosenfels, 2000	2
David Archer, 1983	2

PASSING TOUCHDOWNS

1. Brock Purdy, 2019	27
2. Rocco Becht, 2023	23
3. Todd Bandhauer, 1997	20
4. Hunter Dekkers, 2022	19
Brock Purdy, 2021	19
Brock Purdy, 2020	19
Bret Meyer, 2005	19
8. Sam Richardson, 2014	18
David Archer, 1983	18
10. Brock Purdy, 2018	16

PASS COMPLETIONS

1. Brock Purdy, 2019	312
2. Hunter Dekkers, 2022	302
3. Brock Purdy, 2021	292
4. Sam Richardson, 2014	254
5. Austen Arnaud, 2008	247
6. Seneca Wallace, 2002	244
7. Brock Purdy, 2020	243
8. David Archer, 1983	234
9. Bret Meyer, 2007	233
10. Rocco Becht, 2023	231

PASS ATTEMPTS

1. Brock Purdy, 2019	475
2. Hunter Dekkers, 2022	457
3. Sam Richardson, 2014	451
4. Seneca Wallace, 2002	443
5. Brock Purdy, 2021	407
6. David Archer, 1983	403
7. Austen Arnaud, 2008	401
8. Bret Meyer, 2007	382
9. Bret Meyer, 2006	374
Todd Bandhauer, 1997	374

COMPLETION PCT. (MIN. 100 ATT.)

1. Brock Purdy, 2021	.717
2. Brock Purdy, 2020	.666
3. Brock Purdy, 2018	.664
4. Kyle Kempt, 2017	.663
5. Hunter Dekkers, 2022	.661
6. Brock Purdy, 2019	.657
7. Rocco Becht, 2023	.629

8. Steele Jantz, 2012	.621
Seneca Wallace, 2001	.621
10. Bret Oberg, 1989	.620

PASSING EFFICIENCY (MIN. 100 ATT.)

1. Brock Purdy, 2018	169.91
2. Brock Purdy, 2019	151.07
3. Rocco Becht, 2023	150.68
4. Brock Purdy, 2021	149.02
5. Kyle Kempt, 2017	145.93
6. Bret Oberg, 1989	143.68
7. Brock Purdy, 2020	142.11
8. Bret Meyer, 2005	138.94
9. Jacob Park, 2016	138.52
10. Joel Lanning, 2016	136.72

RECEPTIONS

1. Xavier Hutchinson, 2022	107
2. Xavier Hutchinson, 2021	83
3. Tracy Henderson, 1983	81
4. Deshaunte Jones, 2019	76
5. Allen Lazard, 2017	71
6. Allen Lazard, 2016	69
7. Jaylin Noel, 2023	66
8. Xavier Hutchinson, 2020	64
Tracy Henderson, 1984	64
Jason Jacobs, 1983	64

RECEIVING YARDS

1. Hakeem Butler, 2018	1,318
2. Xavier Hutchinson, 2022	1,171
3. Lane Danielsen, 2002	1,073
4. Tracy Henderson, 1983	1,051
5. Allen Lazard, 2016	1,018
6. Todd Blythe, 2005	1,000
7. Xavier Hutchinson, 2021	987
8. Jayden Higgins, 2023	983
9. Allen Lazard, 2017	941
Tracy Henderson, 1984	941

TOUCHDOWN RECEPTIONS

1. Allen Lazard, 2017	10
2. Hakeem Butler, 2018	9
Quenton Bundrage, 2013	9
Todd Blythe, 2005	9
Todd Blythe, 2004	9
6. E.J. Bibbs, 2014	8
Todd Blythe, 2006	8
Ty Watley, 1997	8
Tracy Henderson, 1983	8
10. Jaylin Noel, 2023	7
Charlie Kolar, 2020	7
Charlie Kolar, 2019	7
Hakeem Butler, 2017	7
Allen Lazard, 2016	7
Darius Reynolds, 2011	7
R.J. Sumrall, 2008	7
Damien Groce, 1998	7
Ed Williams, 1995	7

YARDS PER RECEPTION (MIN. 25 REC.)

1. Hakeem Butler, 2018	22.0
2. Todd Blythe, 2004	21.4
3. Tarique Milton, 2019	20.6
4. Jim Doran, 1949	20.2
5. Todd Blythe, 2005	19.6

6. Luther Blue, 1976	19.5
7. Jayden Higgins, 2023	18.5
8. Willie Jones, 1972	17.8
9. Luther Blue, 1974	17.3
10. Ike Harris, 1971	17.1

MULTI-TD CATCH GAMES

1. Quenton Bundrage, 2013	3
Darius Reynolds, 2011	3
R.J. Sumrall, 2008	3
Tracy Henderson, 1983	3
5. Jaylin Noel, 2023	2
Xavier Hutchinson, 2021	2
La'Michael Pettway, 2019	2
Hakeem Butler, 2018	2
Allen Lazard, 2017	2
Deshaunte Jones, 2016	2
E.J. Bibbs, 2014	2
Todd Blythe, 2005	2
Damien Groce, 1998	2
Keith Krepfle, 1971	2
Jim Doran, 1950	2

CONS. GAMES WITH TD CATCH

1. Ty Watley, 1997	5
Todd Blythe, 2006	5
3. Charlie Kolar, 2019	4
Hakeem Butler, 2018	4
Keith Krepfle, 1971	4
Tracy Henderson, 1984	4
Ed Williams, 1995	4
Todd Blythe, 2004	4

100-YARD RECEIVING GAMES

1. Xavier Hutchinson, 2022	7
2. Hakeem Butler, 2018	6
Allen Lazard, 2016	6
4. Tracy Henderson, 1983	5
5. Xavier Hutchinson, 2021	4
Deshaunte Jones, 2019	4
Allen Lazard, 2017	4
R.J. Sumrall, 2008	4
Lane Danielsen, 2002	4
10. Jayden Higgins, 2023	3
Todd Blythe, 2005	3
Todd Blythe, 2004	3
J.J. Moses, 2000	3
Tracy Henderson, 1984	3
Otto Stowe, 1970	3
Jim Doran, 1950	3

CONS. 100-YARD RECEIVING GAMES

1. Allen Lazard, 11/12/16-9/2/17	4
2. Xavier Hutchinson, 11/5/22-11/19/22	3
Xavier Hutchinson, 10/1/22-10/15/22	3
Hakeem Butler, 10/13/18-11/3/18	3
Tracy Henderson, 9/8/84-9/22/84	3
Tracy Henderson, 10/29/83-11/12/83	3
Jim Doran, 10/7/50-10/21/50	3
8. Tarique Milton, 9/14/19-9/21/19	2
Allen Lazard, 9/3/16-9/10/16	2
Jack Whitver, 9/6/02-9/21/02	2
Lane Danielsen, 11/2/02-11/9/02	2
Jack Whitver, 9/14/02-9/21/02	2
Damien Groce, 9/26/98-10/3/98	2
Ty Watley, 9/13/97-9/20/97	2



SEASON RECORDS

Ed Williams, 8/30/97-9/6/97 2
 Dick Limerick, 11/4/61-11/11/61 2

RECEPTIONS BY A TIGHT END

1. Charlie Kolar, 2021 62
 2. Collin Franklin, 2010 54
 3. Charlie Kolar, 2019 51
 4. E.J. Bibbs, 2014 45
 5. Charlie Kolar, 2020 44
 6. E.J. Bibbs, 2013 39
 7. Jeff Wodka, 1985 35
 8. Keith Krepfle, 1971 34
 9. Tom Lorenz, 1970 32
 10. Keith Krepfle, 1972 30
 Keith Krepfle, 1973 30

RECEPTIONS BY A RUNNING BACK

1. Jason Jacobs, 1983 64
 2. Breece Hall, 2021 36
 David Montgomery, 2017 36
 4. Darren Davis, 1998 29
 Andrew Jackson, 1985 29
 Tommy Davis, 1984 29
 Richard Hanson, 1984 29
 8. Aaron Wimberly, 2014 27
 9. Alexander Robinson, 2010 26
 10. Ennis Haywood, 2000 25

SCORING

1. Breece Hall, 2021 138
 Breece Hall, 2020 138
 3. Troy Davis, 1996 126
 4. Blaise Bryant, 1989 120

5. Dwayne Crutchfield, 1981 104
 6. Chase Contreras, 2023 99
 7. Adam Benike, 2002 97
 8. Garrett Owens, 2017 96
 Darren Davis, 1999 96
 Troy Davis, 1995 96

TOTAL OFFENSE

1. Brock Purdy, 2019 4,231
 2. Seneca Wallace, 2002 3,682
 3. Brock Purdy, 2021 3,426
 4. Austen Arnaud, 2008 3,193
 5. Rocco Becht, 2023 3,183
 6. Brock Purdy, 2020 3,132
 7. Hunter Dekkers, 2022 3,117
 8. Sam Richardson, 2014 3,090
 9. Bret Meyer, 2005 2,999
 10. Bret Meyer, 2006 2,723

PUNTING AVERAGE

1. Marc Harris, 1996 45.7
 2. Kirby Van Der Kamp, 2010 45.2
 3. Tyler Perkins, 2023 44.3
 4. Tony Yelk, 2001 43.8
 5. Judge Johnston, 1989 42.9
 6. Rick Blabolil, 1976 42.8
 7. Kirby Van Der Kamp, 2011 42.7
 Doug Myers, 1982 42.7
 9. Troy Blankenship, 2005 42.6
 10. Marc Harris, 1994 42.4

PUNT RETURN AVG. (MIN 10 RETURNS)

1. Allen Lazard, 2015 19.45
 2. James McMillion, 1992 18.91
 3. Trever Ryan, 2016 16.50
 4. Ryan Baum, 2006 16.00
 5. Tom Vaughn, 1963 15.69
 6. Trever Ryan, 2015 15.36
 7. James McMillion, 1991 14.76
 8. Jarvis West, 2013 13.40
 9. Gary King, 1965 13.15
 10. Tarique Milton, 2018 12.67

KICKOFF RETURN AVG. (MIN 10 RETURNS)

1. Luther Blue, 1974 32.75
 2. Kene Nwangwu, 2020 28.94
 3. Kene Nwangwu, 2018 26.79
 4. Leonard Johnson, 2008 26.37
 5. Kene Nwangwu, 2016 26.35
 6. Willie Jones, 1972 26.06
 7. Jeff Allen, 1968 26.04
 8. Jaylin Noel, 2021 26.00
 9. Jarvis West, 2011 25.95
 10. Jeff Allen, 1970 25.82

TACKLES

1. Chris Washington, 1981, LB 168
 2. Malcolm Goodwin, 1992, LB 162
 3. Keith Schroeder, 1970, LB 161
 4. Brad Storm, 1974, LB 159
 5. Alvin Bowen, 2006, LB 155
 Keith Schroeder, 1971, LB 155
 7. Ted Jornov, 1973, LB 148
 8. Chris Washington, 1982, LB 147
 9. Chris Moore, 1986, LB 145
 10. Ted Jornov, 1972, LB 144

INTERCEPTIONS

1. Barry Hill, 1974 9
 2. Barry Hill, 1973 8
 Bob Mellgren, 1952 8
 4. John Schweizer, 1971 6
 Tony Washington, 1970 6
 Everett Kischer, 1936 6
 7. Jeremiah Cooper, 2023 5
 Mike Rose, 2020 5
 David Sims, 2009 5
 DeAndre Jackson, 2005 5
 LaMarcus Hicks, 2005 5
 Ellis Hobbs, 2004 5
 John Schweizer, 1972 5
 Larry Holton, 1969 5
 Tony Washington, 1969 5

CONS. GAMES WITH AN INT.

1. Barry Hill, 1973 5
 2. Bob Mellgren, 1952 4
 Larry Holton, 1969 4
 Ronnie Osborne, 1982 4
 5. Braxton Lewis, 2018 3
 10 others 3

SACKS

1. Will McDonald IV, 2021 11.5
 2. Will McDonald IV, 2020 10.5
 3. Enyi Uwazurike, 2021 9.0
 4. Dale Pierson, 2015 8.5



Will McDonald IV produced the top-two single-season sack marks in Iowa State history: 2020 (10.5) and 2021 (11.5).



SEASON RECORDS

Shawn Moorehead, 2006	8.5
6. JaQuan Bailey, 2018	8.0
7. Jason Berryman, 2005	7.5
8. JaQuan Bailey, 2020	7.0
JaQuan Bailey, 2017	7.0
Brent Curvey, 2006	7.0
Reggie Hayward, 2000	7.0
Derrick Clark, 1996	7.0
Dan Watkins, 1992	7.0
Lester Williams, 1983	7.0

TACKLES FOR LOSS (SINCE 1976)

1. Lester Williams, 1983	18.0
Mike Stensrud, 1978	18.0
3. Malcolm Goodwin, 1992	17.0
Rick White, 1978	17.0
5. Greg Litter, 1986	16.0
Jeff Braswell, 1984	16.0
7. Mike Leaders, 1979	15.0
8. JaQuan Bailey, 2018	14.5
9. Will McDonald IV, 2021	14.0
Jim Luebbers, 1984	14.0
Mike Stensrud, 1977	14.0

FORCED FUMBLES (SINCE 1973)

1. Will McDonald IV, 2021	5
Malcolm Goodwin, 1992	5
Mark Doubrava, 1990	5
Lenzy Perine, 1976	5
5. 12 players tied with	4

FUMBLE RECOVERIES (SINCE 1965)

1. Durrell Givens, 2012	6
Matt Blair, 1971	6
3. Otis Rodgers, 1975	5
Rick Howe, 1973	5
5. 11 players tied with	4

ALL-PURPOSE YARDS

1. Troy Davis, 1995	2,466
2. Troy Davis, 1996	2,367
3. Brecee Hall, 2021	1,774
4. Brecee Hall, 2020	1,752
5. Blaise Bryant, 1989	1,718
6. Darren Davis, 1999	1,607
7. Dexter Green, 1977	1,483
8. Mike Strachan, 1972	1,482
9. Alexander Robinson, 2009	1,456
10. Ennis Haywood, 2000	1,448

FIELD GOALS MADE

1. Chase Contreras, 2023	21
2. Andrew Mevis, 2021	20
Jeff Shudak, 1987	20
4. Jeff Shudak, 1990	19
5. Garrett Owens, 2017	19
Grant Mahoney, 2008	17
Adam Benike, 2002	17
8. Connor Assalley, 2018	16
Cole Netten, 2016	16
10. Connor Assalley, 2019	15
Alex Giffords, 1982	15
Tom Goedjen, 1973	15

FIELD GOALS ATTEMPTED

1. Tom Goedjen, 1972	29
2. Jeff Shudak, 1990	27
3. Chase Contreras, 2023	26
4. Grant Mahoney, 2008	25
Jeff Shudak, 1987	25
Tom Goedjen, 1974	25
7. Tom Goedjen, 1973	24
8. Connor Assalley, 2018	23
Adam Benike, 2002	23
10. Garrett Owens, 2017	22

FIELD GOAL PCT. (MIN. 10 ATT.)

1. Cole Netten, 2016	94.1
2. Andrew Mevis, 2021	86.9
3. Chase Contreras, 2023	80.8
4. Bret Culbertson, 2004	80.0
Jeff Shudak, 1987	80.0
6. Connor Assalley, 2019	78.9
7. Cole Netten, 2014	78.6
8. Garrett Owens, 2017	77.3
9. Bret Culbertson, 2005	75.0
Alex Giffords, 1982	75.0

CONS. FIELD GOALS MADE

1. Andrew Mevis, 2021	15
Cole Netten, 2015-16	15
3. Chase Contreras, 2023	12
4. Jeff Shudak, 1988-89	11
Cole Netten, 2013-14	11
Connor Assalley, 2019-20	11
7. Cole Netten, 2016	9
8. Connor Assalley, 2018	8
Marc Bachrodt, 1983	8
Ty Stewart, 1993	8
Garrett Owens, 2017	8

EXTRA POINTS MADE

1. Connor Assalley, 2019	49
2. Connor Assalley, 2020	48
3. Adam Benike, 2002	46
4. Garrett Owens, 2017	45
5. Scott Kollman, 1976	42
6. Tony Yelk, 2001	38
7. Edwin Arceo, 2012	37
8. Chase Contreras, 2023	36
Connor Assalley, 2018	36
10. Cole Netten, 2016	35
Cole Netten, 2015	35
Cole Netten, 2014	35

EXTRA POINTS ATTEMPTED

1. Connor Assalley, 2019	51
2. Connor Assalley, 2020	50
3. Adam Benike, 2002	48
4. Scott Kollman, 1976	46
5. Garrett Owens, 2017	45
6. Edwin Arceo, 2012	40
7. Tony Yelk, 2001	39
8. Connor Assalley, 2018	38
9. Chase Contreras, 2023	37
Cole Netten, 2016	37

EXTRA POINTS (NO MISSES)

1. Garrett Owens, 2017	45
2. Cole Netten, 2014	35
3. Bret Culbertson, 2005	34
4. Grant Mahoney, 2008	33
5. Andrew Mevis, 2021	32
6. Ty Stewart, 1992	27
Jeff Shudak, 1990	27
8. Bret Culbertson, 2007	26
9. Tom Goedjen, 1973	25
10. Bret Culbertson, 2006	24
Alex Giffords, 1982	24



Two-time All-American Brecee Hall had a school-record 23 touchdowns in both 2020 and 2021 and broke the all-time NCAA FBS record by rushing for a touchdown in 24 consecutive games.

FRESHMAN RECORDS

COMPLETIONS

1. Rocco Becht, 2023	231
2. Bret Meyer, 2004	149
3. Brock Purdy, 2018	146
4. Jared Barnett, 2011	110
Grant Rohach, 2013	110
6. Austin Flynn, 2003	99
7. Sam Richardson, 2012	46
8. Todd Bandhauer, 1995	42
9. Jerome Tiller, 2009	39
10. Bob Utter, 1990	39

PASSING YARDS

1. Rocco Becht, 2023	3,120
2. Brock Purdy, 2018	2,250
3. Bret Meyer, 2004	1,926
4. Austin Flynn, 2003	1,238
5. Grant Rohach, 2013	1,208
6. Jared Barnett, 2011	1,201
7. Sam Richardson, 2012	541
8. Zeb Noland, 2017	533
9. Bob Utter, 1990	511
10. Todd Bandhauer, 1995	501

PASSING TOUCHDOWNS

1. Rocco Becht, 2023	23
2. Brock Purdy, 2018	16
3. Bret Meyer, 2004	10
4. Sam Richardson, 2012	8
Grant Rohach, 2013	8
6. Jared Barnett, 2011	6
7. Austin Flynn, 2003	5
Todd Bandhauer, 1995	5
9. Buddy Hardeman, 1973	4
10. Zeb Noland, 2017	2
Bob Utter, 1990	2
Todd Doxzon, 1993	2

RUSHING YARDS

1. Mike Warren, 2015	1,339
2. Breece Hall, 2019	897
3. Abu Sama III, 2023	614
4. David Montgomery, 2016	563
5. Stevie Hicks, 2003	471
6. Buddy Hardeman, 1973	468
7. Alexander Robinson, 2007	465
8. Austin Flynn, 2003	396
Michael Wagner, 2000	396
10. Bret Meyer, 2004	331

RUSHING TOUCHDOWNS

1. Breece Hall, 2019	9
2. Joshua Thomas, 2015	7
3. Abu Sama III, 2023	6
Alexander Robinson, 2007	6
5. Brock Purdy, 2018	5
Mike Warren, 2015	5
Michael Wagner, 2000	5
8. Rodney Guggenheim, 1993	4
9. Buddy Hardeman, 1973	3
Jim Knott, 1991	3

RECEPTIONS

1. Darius Darks, 2008	49
2. Allen Lazard, 2014	45
3. Jaylin Noel, 2021	39

Todd Blythe, 2004	39
5. Deshaunte Jones, 2016	37
6. Tarique Milton, 2018	34
7. Benjamin Brahmer, 2023	28
8. Jarvis West, 2011	25
9. Breece Hall, 2019	23
Alexander Robinson, 2007	23

RECEIVING YARDS

1. Todd Blythe, 2004	833
2. Allen Lazard, 2014	593
3. Deshaunte Jones, 2016	536
4. Darius Darks, 2008	477
5. Tarique Milton, 2018	417
6. Benjamin Brahmer, 2023	352
7. Robbie Minor, 1983	322
8. R.J. Sumrall, 2005	311
9. Andy Stensrud, 1997	277
10. Jaylin Noel, 2021	269

RECEIVING TOUCHDOWNS

1. Todd Blythe, 2004	9
2. Deshaunte Jones, 2016	6
3. Sean Shaw Jr., 2019	5
4. Charlie Kolar, 2018	3
Allen Lazard, 2014	3
Andy Stensrud, 1997	3
Sedrick Johnson, 2008	3
8. Benjamin Brahmer, 2023	2
Hakeem Butler, 2016	2
9. James Reed, 1997	2
Lane Danielson, 2000	2

TACKLES

1. Chris Boskey, 1978	131
2. David Brcka, 1996	127
3. Jason Berryman, 2003	110
4. Brian Peavy, 2015	82
5. Darrin Trieb, 1986	80
6. Kamari Cotton-Moya, 2014	77
7. Mike Rose, 2018	75
Nick Leaders, 2002	75
9. James Reed, 1997	71
10. Michael Cooper, 1994	70
James Elmore, 1996	70

SACKS

1. Will McDonald IV, 2019	6.0
James Reed, 1997	6.0
3. Nick Leaders, 2002	5.0
4. JaQuan Bailey, 2016	3.5
5. Jason Berryman, 2003	3.0
Darrin Trieb, 1986	3.0
Rashawn Parker, 2006	3.0
8. Kevin DeRonde, 1998	2.5
9. Willie Harvey, 2015	2.0
James Elmore, 1996	2.0
Brent Curvey, 2003	2.0
Robert Dabney, 1986	2.0
Chris Whitaker, 1999	2.0

INTERCEPTIONS

1. Marc Timmons, 2000	3
Jeff Stallworth, 1979	3
3. Brian Peavy, 2015	2
Dustin Avey, 1997	2
Dawan Anderson, 1995	2
Leonard Johnson, 2008	2
Andrew Buggs, 1989	2

FIELD GOALS

1. Jeff Shudak, 1987	20
2. Grant Mahoney, 2008	17
3. Cole Netten, 2013	13
4. Jace Gilbert, 2022	12
5. Jamie Kohl, 1995	10
6. Alex Giffords, 1979	9
7. Tony Yelk, 2001	8
Bret Culbertson, 2004	8

YARDS PER PUNT

1. Kirby Van Der Kamp, 2010	45.2
2. Kelly Goodburn, 1980	45.0
3. Tony Yelk, 2001	43.8
4. Marc Harris, 1993	42.9
5. Tyler Perkins, 2022	42.2
6. Carl Gomez, 1997	41.6
7. Mike Brandtner, 2006	41.2
8. Troy Blankenship, 2002	40.8
9. Rich Miller, 1978	39.5
10. Colin Downing, 2014	39.4



Rocco Becht broke three ISU freshman records in 2023.



SEASON LEADERS

RUSHING

Year	Player, Position	Att.	Yds.	#	Avg. TD
1943	Meredith Warner, RB	74	401	5.4	2
1944	Meredith Warner, RB	42	260	6.2	3
1945	(Stats not available)				
1946	Dick Howard, RB	69	335	4.9	2
1947	Webb Halbert, RB	109	464	4.3	3
1948	Bill Chauncey, FB	90	428	4.8	3
1949	Bill Chauncey, FB	134	544	4.1	5
1950	Maury Schnell, FB	131	490	3.7	1
1951	Frank Congiardo, FB	99	315	3.2	2
1952	Dick Cherpinsky, RB	62	278	4.5	3
1953	Max Burkett, RB	109	342	3.1	1
1954	Max Burkett, RB	97	528	5.4	4
1955	Donn Lorenzen, RB	32	179	5.6	1
1956	Bob Harden, RB	70	244	3.5	4
1957	Dwight Nichols, TB	211	668	3.2	4
1958	Dwight Nichols, TB	220	*815 (3)	3.7	3
1959	Tom Watkins, FB	161	*843 (2)	5.2	8
	Dwight Nichols, TB		749 (3)		
1960	Dave Hoppmann, TB	161	*844 (5)	5.2	5
	Tom Watkins, FB		688 (12)		
1961	Dave Hoppmann, TB	229	*920 (4)	4.0	5
1962	Dave Hoppmann, TB-QB	198	798 (10)	4.0	11
1963	Tom Vaughn, FB	190	795 (11)	4.2	9
1964	Tom Vaughn, FB	129	497	3.9	4
1965	Les Webster, RB	137	498	3.6	5
1966	Les Webster, RB	149	572	3.8	6
1967	Ben King, RB	110	388	3.5	1
1968	Ben King, RB	124	437	3.5	2
1969	Jock Johnson, FB	98	427	4.4	2
1970	George Amundson, QB	111	440	4.0	7
1971	George Amundson, RB	272	1260 (14)	4.6	15
1972	Mike Strachan, RB	268	*1260 (10)	4.7	8
1973	Mike Strachan, RB	272	1103	4.1	3
1974	Mike Strachan, RB	189	647	3.4	1
1975	Jim Wingender, RB	195	1070	5.5	3
1976	Dexter Green, RB	208	1074	5.2	8
1977	Dexter Green, RB	271	1240	4.6	15
1978	Dexter Green, RB	230	991	4.3	9
1979	Jack Seabrooke, RB	105	441	4.2	2
1980	Dwayne Crutchfield, RB	284	*1312 (10)	4.6	11
1981	Dwayne Crutchfield, RB	307	*1189	3.9	17
1982	Tommy Davis, RB	193	832	4.3	3
1983	Jason Jacobs, RB	99	490	4.9	3
1984	Richard Hanson, RB	155	507	3.3	2
1985	Andrew Jackson, RB	113	415	3.7	2
1986	Andrew Jackson, RB	143	455	3.2	1
1987	Joe Henderson, RB	262	1232 (8)	4.7	5
1988	Joe Henderson, RB	242	1040	4.3	9
1989	Blaise Bryant, RB	299	*1516 (5)	5.1	19
1990	Blaise Bryant, RB	187	753	4.0	12
1991	Sundiata Patterson, FB	100	467	4.7	5
1992	Chris Ulrich, FB	103	474	4.6	3
1993	Calvin Branch, FB	84	478	5.7	2
1994	Todd Doxzon, QB	148	375	2.5	4
1995	Troy Davis, TB	345	*2010 (1)	5.8	15
1996	Troy Davis, TB	402	*2185 (1)	5.4	21
1997	Darren Davis, TB	212	1005	4.7	5
1998	Darren Davis, TB	294	1166	4.0	7
1999	Darren Davis, TB	287	*1388 (18)	4.8	14
2000	Ennis Haywood, TB	229	*1237 (10)	5.4	8
2001	Ennis Haywood, TB	258	1169 (24)	4.5	14
2002	Hiawatha Rutland, TB	160	614	3.8	6
2003	Stevie Hicks, TB	123	471	3.8	0
2004	Stevie Hicks, TB	270	1062 (42)	3.9	5

2005	Stevie Hicks, TB	149	545	3.7	4
2006	Stevie Hicks, TB	107	523	4.9	2
2007	Alexander Robinson, RB	118	465	3.9	6
2008	Alexander Robinson, RB	153	703	4.6	6
2009	Alexander Robinson, RB	232	1195 (25)	5.2	6
2010	Alexander Robinson, RB	202	946 (54)	4.7	9
2011	James White, RB	159	743	4.7	8
2012	James White, RB	99	505	5.1	2
2013	Aaron Wimberly, RB	141	567	4.0	2
2014	Aaron Wimberly, RB	147	642	4.4	7
2015	Mike Warren, RB	227	1339 (24)	5.9	5
2016	David Montgomery, RB	109	563	5.2	2
2017	David Montgomery, RB	258	1146 (37)	4.4	11
2018	David Montgomery, RB	257	1216 (23)	4.7	13
2019	Breece Hall, RB	186	897	4.8	9
2020	Breece Hall, RB	279	*1572 (1)	5.6	21
2021	Breece Hall, RB	253	*1472 (6)	5.8	20
2022	Jirehl Brock, RB	99	445	4.5	3
2023	Abu Sama III, RB	84	614	7.3	6

(National ranking) *Led conference

PASSING

Year	Player	A-C-I	Pct.	Yds	#	TD
1943	Howard Tippee	122-56-13	.459	*637	(5)	0
1944	Joe Noble	30-13-0	.433	162		3
1945	(Stats not available)					
1946	Ron Norman	82-33-9	.402	356		2
1947	Ron Norman	110-35-8	.318	504		5
1948	Don Ferguson	71-32-11	.451	367		0
1949	Bill Weeks	176-79-10	.449	*1247 (14)		7
1950	Bill Weeks	220-116-16	.527	*1552 (3)		9
1951	Rich Mann	212-104-17	.491	*1296 (12)		15
1952	Rich Mann	72-36-9	.500	389		3
1953	Bill Plantan	100-57-9	.570	*723		4
1954	John Breckenridge	76-35-7	.461	236		2
1955	John Breckenridge	89-36-9	.404	354		4
1956	Phil Hill	38-14-1	.368	205		3
1957	Dwight Nichols	99-50-7	.505	*751		7
1958	Dwight Nichols	55-26-1	.473	357		0
1959	Dwight Nichols	80-43-5	.538	609		8
1960	Dave Hoppmann	40-17-6	.425	214		3
1961	Dave Hoppmann	91-41-11	.451	718		7
1962	Dave Hoppmann	89-40-6	.449	679		6
1963	Ken Bunte	70-26-6	.371	347		2
1964	Tim Van Galder	105-35-6	.333	354		0
1965	Tim Van Galder	228-100-14	.439	*1418		6
1966	Tim Van Galder	245-124-16	.506	*1645		6
1967	John Warder	196-80-14	.408	949		3
1968	John Warder	201-89-9	.443	1184		7
1969	Obert Tisdale	189-79-10	.418	896		5
1970	Dean Carlson	220-105-16	.477	1391		11
1971	Dean Carlson	253-123-17	.486	1634		12
1972	George Amundson	313-145-20	.463	1957		15
1973	Wayne Stanley	116-49-9	.422	723		8
1974	Wayne Stanley	121-58-12	.479	842		6
1975	Tom Mason	128-42-13	.328	725		4
1976	Wayne Stanley	146-70-6	.479	1084		11
1977	Terry Rubley	130-73-6	.562	904		4
1978	Walter Grant	125-57-4	.456	877		5
1979	Terry Rubley	132-71-9	.538	716		1
1980	John Quinn	153-69-6	.451	835		4
1981	John Quinn	251-140-14	.558	*1576		3
1982	David Archer	244-125-13	.512	1465		5
1983	David Archer	403-234-12	.581	2639		18
1984	Alex Espinoza	262-143-8	.546	1580		10
1985	Alex Espinoza	330-159-13	.482	1704		8



SEASON LEADERS

1986	Alex Espinoza	299-153-10	.512	*2023	15
1987	Brett Sadek	229-117-6	.511	1443	7
1988	Bret Oberg	179-99-15	.553	1360	6
1989	Bret Oberg	245-152-9	.620	*2242	9
1990	Chris Pedersen	206-114-7	.553	1601	6
1991	Chris Pedersen	90-46-3	.511	598	2
1992	Bob Utter	86-50-5	.581	712	2
1993	Bob Utter	105-60-9	.571	893	6
1994	Todd Doxzon	90-51-3	.567	745	3
1995	Todd Doxzon	100-58-4	.580	730	4
1996	Todd Doxzon	231-124-9	.537	1498	12
1997	Todd Bandhauer	374-180-9	.481	*2514	20
1998	Todd Bandhauer	355-179-20	.504	2206	14
1999	Sage Rosenfels	235-127-11	.540	1781	10
2000	Sage Rosenfels	333-172-12	.517	2298	8
2001	Seneca Wallace	269-167-9	.621	2044	11
2002	Seneca Wallace	443-244-18	.551	3245	15
2003	Austin Flynn	212-99-10	.467	1238	5
2004	Bret Meyer	290-149-6	.514	1926	10
2005	Bret Meyer	368-227-10	.617	2876	19
2006	Bret Meyer	374-211-12	.564	2546	12
2007	Bret Meyer	382-233-13	.610	2151	9
2008	Austen Arnaud	401-247-10	.616	2792	(23) 15
2009	Austen Arnaud	303-178-13	.587	2015	14
2010	Austen Arnaud	290-171-10	.590	1703	13
2011	Steele Jantz	259-138-11	.533	1519	10
2012	Steele Jantz	269-167-12	.621	1603	13
2013	Sam Richardson	220-121-7	.550	1397	11
2014	Sam Richardson	451-254-9	.563	2669	(52) 18
2015	Sam Richardson	213-128-8	.601	1443	8
2016	Jacob Park	226-133-5	.588	1791	12
2017	Kyle Kempt	243-161-3	.663	1787	15
2018	Brock Purdy	220-146-7	.664	2250	16
2019	Brock Purdy	475-312-9	.657	*3982	(4) 27
2020	Brock Purdy	365-243-9	.666	2750	(13) 19
2021	Brock Purdy	407-292-8	.717	*3188	(26) 19
2022	Hunter Dekkers	457-302-14	.661	3044	(32) 19
2023	Rocco Becht	367-231-8	.629	3120	(30) 23

(National ranking) *Led conference

RECEIVING

Year	Player, Position	Rec.	Yds.	#	Avg.	TD
1943	Hal Crisler, E	8	139		17.4	2
1944	Dick Howard, RB	7	108		15.4	2
1945	(Stats not available)					
1946	Dean Laun, E	23	*322	(8)	14.0	0
1947	Dean Laun, E	11	246		22.4	2
1948	Dean Laun, E	17	225		13.2	1
1949	Jim Doran, E	34	*688	(14)	20.2	4
1950	Jim Doran, E	42	*651	(3)	15.5	6
1951	Mal Schmidt, E	33	*547		16.6	5
1952	Bob Rohwedder, E	11	167		15.2	1
1953	Gary Lutz, RB	15	249		16.6	3
1954	Mel Wostoupal, E	12	151		12.6	0
1955	Harold Potts, E	14	173		12.4	3
1956	John Scheldrup, E	6	140		23.3	0
1957	Brian Dennis, E	15	252		16.8	3
1958	Gale Gibson, E	9	148		16.4	0
1959	Don Webb, E	24	*309		12.9	2
1960	Don Webb, E	13	203		15.6	2
1961	Dick Limerick, WB	21	*402		*19.1	4
1962	Dick Limerick, WB	17	296		17.4	4
1963	Dick Limerick, WB	24	*339		14.1	4
1964	Tony Baker, FB	6	76		12.7	0
1965	Eppie Barney, E	35	*495		14.1	1
1966	Eppie Barney, E	56	*782		14.0	3

1967	Tom Busch, WB	33	429		13.0	2
1968	Otto Stowe, E	34	421		12.4	1
1969	Otto Stowe, E	39	508		13.0	3
1970	Otto Stowe, E	59	*822	(13)	13.9	6
1971	Keith Krepfle, TE	34	492		14.5	6
1972	Willie Jones, FL	34	606		17.8	5
1973	Keith Krepfle, TE	30	436		14.5	5
1974	Luther Blue, SE	26	450		17.3	4
1975	Forry Smith, SE	31	493		15.9	2
1976	Luther Blue, SE	33	644		19.5	5
1977	Dexter Green, RB	20	168		8.4	0
1978	Stan Hixon, SE	23	446		19.4	2
1979	Mickey Leafblad, E	18	168		9.3	0
1980	Jerry Lorenzen, WR	15	203		13.5	0
1981	Michael Wade, RB	27	343		12.7	0
1982	Frankie Leaks, FL	25	427		17.1	2
1983	Tracy Henderson, WR	81	*1051	(3)	13.0	8
1984	Tracy Henderson, WR	64	*941	(5)	14.7	6
1985	Hughes Suffren, WR	31	433		14.0	4
1986	Robbie Minor, WR	35	592		16.9	4
1987	Dennis Ross, WR	53	673		12.7	4
1988	Dennis Ross, WR	39	506		13.0	3
1989	Steve Lester, WR	46	612		13.3	3
1990	Chris Spencer, WR	31	485		15.6	0
1991	Chris Spencer, WR	25	356		14.2	1
1992	Chris Spencer, WR	26	437		16.8	2
1993	Calvin Branch, HB	16	350		21.9	4
1994	Calvin Branch, HB	19	370		19.5	4
1995	Ed Williams, WR	46	639		13.9	7
1996	Ed Williams, WR	34	491		14.4	3
1997	Ty Watley, WR	50	*827	(44)	16.5	8
1998	Damien Groce, WR	47	640		13.6	7
1999	Chris Anthony, WR	37	432		11.7	1
2000	J.J. Moses, WR	53	775		14.6	4
2001	Lane Danielsen, WR	49	694		14.2	4
2002	Lane Danielsen, WR	63	1073		17.0	3
2003	Lane Danielsen, WR	46	772		16.8	5
2004	Todd Blythe, WR	39	833	(12)	*21.4	9
2005	Todd Blythe, WR	51	1000	(33)	19.6	9
2006	Jon Davis, WR	36	508		14.1	2
2007	Todd Blythe, WR	52	779		15.0	5
2008	R.J. Sumrall, WR	57	750		13.2	7
2009	Marquis Hamilton, WR	50	606		12.1	4
2010	Collin Franklin, TE	54	530		9.8	3
2011	Darius Reynolds, WR	43	695		16.2	7
2012	Josh Lenz, WR	31	459		14.8	6
2013	Quenton Bundrage, WR	48	676		14.1	9
2014	D'Vario Montgomery, WR	44	605		13.8	2
2015	Allen Lazard, WR	56	808		14.4	6
2016	Allen Lazard, WR	69	1018	(29)	14.8	7
2017	Allen Lazard, WR	71	941	(41)	13.3	10
2018	Hakeem Butler, WR	60	1318	(9)	*22.0	9
2019	Deshaute Jones, WR	76	877		11.5	2
2020	Xavier Hutchinson, WR	*64	771	(26)	12.0	4
2021	Xavier Hutchinson, WR	*83	987	(19)	11.9	5
2022	Xavier Hutchinson, WR	*107	*1,171	(8)	10.9	6
2023	Jaylin Noel, WR	66	820		12.4	7

(National ranking) *Led conference

^Led conference and ranked third nationally

SCORING

Year	Player, Position	TD	PAT	FG	TP	#
1943	Meredith Warner, RB	3	13-19	0-0		31
1944	Meredith Warner, RB	3	14-21	0-0		32
1945	(Stats not available)					
1946	Dick Howard, RB	4	0-0	0-0		24



SEASON LEADERS

1947	Harle Rollinger, T	0	12-15	3-3	21
1948	Bob Angle, RB	3	0-0	0-0	18
1949	Bill Chauncey, FB	5	0-0	0-0	30
1950	Jim Doran, E	6	0-0	0-0	36
	Bill Weeks, QB	6	0-0	0-0	36
1951	Stan Cozzi, RB	6	0-0	0-0	36
1952	Stan Cozzi, RB	4	0-0	0-0	24
1953	Bill Plantan, QB	5	11-17	0-0	41
1954	Max Burkett, FB	5	0-0	0-0	30
1955	Harold Potts, E	3	0-0	0-0	18
1956	Bob Harden, RB	4	0-0	0-0	24
1957	Dwight Nichols, TB	4	0-0	0-0	24
	Terry Ingram, FB	4	0-0	0-0	24
1958	Bob Harden, RB	7	0-0	0-0	42
1959	Dwight Nichols, TB	9	0-0	0-0	54
	Tom Watkins, FB	9	0-0	0-0	54
1960	Tom Watkins, FB	10	0-0	0-0	60
1961	Dave Hoppmann, RB	5	0-0	0-0	30
1962	Dave Hoppmann, TB	11	0-0	0-0	66
1963	Dick Limerick, WB	5	14-15	5-11	*59
1964	Tom Vaughn, FB	4	1-1	0-0	25
1965	Steve Balkovec, K	0	22-24	4-8	34
1966	Tom Busch, WB	3	16-17	6-10	52
1967	Vern Skripsky, K	0	11-11	3-7	20
1968	Jeff Allen, WB	5	0-0	0-0	30
1969	Vern Skripsky, K	0	17-19	5-11	32
1970	Reggie Shoemake, K	0	24-27	12-21	60
1971	George Amundson, TB	15	0-0	0-0	90
1972	Tom Goedjen, K	0	33-36	10-29	63
1973	Tom Goedjen, K	0	25-25	15-24	70
1974	Tom Goedjen, K	0	18-18	14-25	60
1975	Mike Williams, RB	6	0-0	0-0	36
1976	Scott Kollman, K	0	42-46	11-17	75
1977	Dexter Green, RB	15	0-0	0-0	*90 (12)
1978	Dexter Green, RB	11	0-0	0-0	66
1979	Alex Giffords, K	0	14-16	9-13	41
1980	Dwayne Crutchfield, TB	11	0-0	0-0	66
1981	Dwayne Crutchfield, TB	17	+1	0-0	*104 (5)
1982	Alex Giffords, K	0	24-24	15-20	69
1983	Tracy Henderson, WR	8	+2	0-0	52
1984	Marc Bachrodt, K	0	16-16	7-20	37
1985	Rick Frank, K	0	14-15	11-16	47
1986	Rick Frank, K	0	30-32	11-17	63
1987	Jeff Shudak, K	0	17-17	20-25	77
1988	Joe Henderson, RB	10	+1	0-0	62
1989	Blaise Bryant, RB	19	+3	0-0	*120 (14)
1990	Jeff Shudak, K	0	27-27	19-27	84
1991	Ty Stewart, K	0	15-16	12-17	51
1992	Ty Stewart, K	0	27-27	10-16	57
1993	Ty Stewart, K	0	20-22	11-15	53
1994	Ty Stewart, K	0	15-18	11-20	48
1995	Troy Davis, TB	16	0-0	0-0	*96 (12)
1996	Troy Davis, TB	21	0-0	0-0	*126 (2)
1997	Jamie Kohl, K	0	23-24	9-14	50
1998	Darren Davis, TB	9	0-0	0-0	54
1999	Darren Davis, TB	16	0-0	0-0	*96 (15)
2000	Sage Rosenfels, QB	10	0-0	0-0	60
2001	Ennis Haywood, TB	14	0-0	0-0	84
2002	Adam Benike, K	0	46-48	17-23	97
2003	Adam Benike, K	0	19-19	6-8	37
2004	Todd Blythe, WR	9	0-0	0-0	54
2005	Ryan Kock, FB	13	0-0	0-0	78
2006	Todd Blythe, WR	8	0-0	0-0	48
	Bret Culbertson, K	0	24-24	8-11	48
2007	Bret Culbertson, K	0	26-26	10-18	56
2008	Grant Mahoney, K	0	33-33	17-25	84

2009	Grant Mahoney, K	0	26-30	13-20	65
2010	Alexander Robinson, TB	10	0-0	0-0	60
2011	Zach Guyer, K	0	29-31	11-16	62
2012	Edwin Arceo, K	0	37-40	12-18	73
2013	Cole Netten, K	0	33-34	13-18	72
2014	Cole Netten, K	0	35-35	11-14	68
2015	Cole Netten, K	0	35-36	14-19	77
2016	Cole Netten, K	0	35-37	16-17	83
2017	Garrett Owens, K	0	45-45	17-22	96
2018	Connor Assalley, K	0	36-38	16-23	84
2019	Connor Assalley, K	0	49-51	15-19	94
2020	Breece Hall, TB	23	0-0	0-0	*138 (3)
2021	Breece Hall, TB	23	0-0	0-0	*138 (2)
2022	Jace Gilbert, K	0	21-22	12-20	57
2023	Chase Contreras, K	0	36-37	21-26	99 (46)

*Led conference (National ranking)
+Denotes 2-point conversion

INTERCEPTIONS

Year	Player, Position	Int.	Yds.	#	TD
1943	Howard Tippee, B	3	9	0	0
1944	Meredith Warner, RB	3	50	0	0
1945	(Stats not available)				
1946	Bill Chauncey, FB	2	6	0	0
1947	Don Ferguson, S	3	16	0	0
1948	Bill Myers, LB	4	5	0	0
1949	Jerry McGlynn, HB	4	96	0	0
1950	Mark Rothacker, HB	3	61	0	0
1951	George Hess, QB	5	28	0	0
1952	Bob Mellgren, QB	8	27	0	0
1953	Max Burkett, RB	1	26	0	0
1954	Bruce Alexander, HB	1	29	0	0
	Donn Lorenzen, RB	1	28	0	0
1955	Jack Hansen, LH	2	36	0	0
	Mike Reeves, QB	2	5	0	0
1956	Bob Harden, RB	3	97	0	0
1957	Dwight Nichols, S	2	5	0	0
1958	Charles Lamson, TB	3	22	0	0
	Pete Goeser, TB	3	19	0	0
1959	Dwight Nichols, S	4	70	0	0
	Tom Watkins, HB	4	25	0	0
	Mickey Fitzgerald, HB	4	19	0	0
1960	Mickey Fitzgerald, HB	2	26	0	0
1961	John Cooper, TB	4	23	0	0
1962	Jim Clapper, LB	3	17	0	0
1963	Dave Hoover, TB	4	39	0	0
1964	Eppie Barney, HB	2	49	0	0
	Mike Cox, LB	2	10	0	0
	Tom Vaughn, S	2	0	0	0
1965	Larry Carwell, HB	2	15	0	0
	Cal Lewis, S	2	0	0	0
1966	Larry Carwell, HB	4	123	0	0
	Jeff Simonds, HB	4	116	1	0
1967	Jeff Simonds, S	4	23	0	0
1968	Tom Hillen, RB	4	0	0	0
1969	Larry Holton, HB	5	64	0	0
	Tony Washington, S	5	63	0	0
1970	Tony Washington, S	6	25	0	0
1971	John Schweizer, HB	6	28	0	0
1972	John Schweizer, HB	5	52	1	0
1973	Barry Hill, S	8*	99	(2)	0
1974	Barry Hill, S	9*	90	(2)	0
1975	Tony Hawkins, HB	2	17	0	0
	Jerry Jaksich, HB	2	17	0	0
1976	Jerry Jaksich, HB	3	51	0	0
	Mike Clemons, HB	3	45	0	0



SEASON LEADERS

	Tom Boskey, LB	3	40	0	
	Kevin Hart, HB	3	6	0	
1977	Kevin Hart, HB	3	19	0	
1978	Mike Schwartz, S	2	0	0	
	Larry Crawford, HB	2	0	0	
1979	Mike Schwartz, FS	4	12	0	
1980	Larry Crawford, CB	4	53	0	
1981	Joe Brown, CB	4	31	0	
1982	Ronnie Osborne, FS	4	35	0	
1983	George Walker, FS	4	22	0	
1984	Dennis Gibson, LB	3	32	0	
1985	Terrence Anthony, CB	3	38	1	
1986	Terrence Anthony, CB	2	35	0	
1987	Anthony Hoskins, LB	2	30	1	
	Lopez Williams, CB	2	8	0	
	Chris Moore, LB	2	3	0	
1988	Marcus Robertson, CB	3	30	0	
1989	Tim Baker, SS	3	13	0	
1990	Shawn Walker, CB	1	25	0	
	Mark DouBrava, FS	1	17	0	
	Marcus Robertson, CB	1	-4	0	
1991	Andrew Buggs, CB	4	3	0	
1992	Matt Goodwin, SS	3	86	0	
1993	Kevin Lazard, DB	2	4	0	
1994	Russell Johnson, CB	2	0	0	
1995	Matt Straight, SS	3	34	0	
1996	Dawan Anderson, CB	3	84	2	
	Mike Lincavage, FS	3	18	0	
1997	Dustin Avey, DB	2	94	1	
1998	Dawan Anderson, CB	2	0	0	
1999	Dustin Avey, DB	2	4	0	
2000	Marc Timmons, DB	3	93	1	
2001	Adam Runk, DB	4	34	0	
2002	Ellis Hobbs, DB	2	0	0	
2003	Marc Timmons, DB	2	6	0	
	Joe Woodley, LB	2	23	0	
2004	Ellis Hobbs, DB	5	117	(16) 1	
2005	DeAndre Jackson, CB	5	18	(16) 0	
	LaMarcus Hicks, CB	5	44	(16) 1	
2006	Chris Singleton, DB	2	5	0	
2007	Chris Singleton, DB	4	37	1	
2008	Michael Bibbs, LB	2	53	0	
	Fred Garrin, LB	2	3	0	
	Leonard Johnson, DB	2	3	0	
2009	David Sims, DB	5	79	(31) 0	
2010	Jake Knott, LB	4	26	(40) 0	
2011	Ter'Ran Benton, SS	3	38	0	
2012	Durrell Givens, SS	3	50	0	
	Jacques Washington, FS	3	26	0	
2013	Jeremiah George, LB	2	11	0	
	Jacques Washington, FS	2	4	0	
2014	Sam E. Richardson, CB	4	22	0	
2015	Brian Peavy, CB	2	-1	0	
2016	Kamari Cotton-Moya, S	2	48	1	
2017	Kamari Cotton-Moya, S	3	54	1	
2018	Braxton Lewis, S	3	0	0	
2019	Lawrence White, S	2	31	0	
2020	Mike Rose, LB	5*	14	(3) 0	
2021	Jake Hummel, LB	2	24	1	
	Greg Eisworth II, DB	2	18	0	
	Isheem Young, DB	2	5	0	
	Craig McDonald, DB	2	2	0	
2022	Colby Reeder, LB	2	66	0	
2023	Jeremiah Cooper, DB	5	88	(6) 1	

(National ranking) *Led Conference

TACKLES

Year	Player, Position	Total	U-A	#	TFL
1967	Willie Muldrew, DL	107	49-58	-	
1968	Steve Powers, LB	109	50-59	-	
1969	Mark Withrow, LB	103	40-63	-	
1970	Keith Schroeder, LB	161	69-92	-	
1971	Keith Schroeder, LB	155	82-73	-	
1972	Ted Jornov, DL	144	79-65	-	
1973	Ted Jornov, DL	148	69-79	-	
1974	Brad Storm, LB	159	83-76	-	
1975	Mark Benda, LB	144	68-76	-	
1976	Tom Boskey, LB	107	68-39	6-13	
1977	Tom Randall, DL	119	43-76	11-48	
1978	Chris Boskey, DL	131	50-81	6-25	
1979	Mike Leaders, LB	123	64-59	15-62	
1980	Mark Carlson, LB	118	59-59	5-18	
1981	Chris Washington, LB	168	110-58	5-13	
1982	Chris Washington, LB	147	98-49	3-8	
1983	Chris Washington, LB	134	68-66	3-9	
1984	Jeff Braswell, LB	142	93-49	16-52	
1985	Dennis Gibson, LB	96	56-40	7-29	
1986	Chris Moore, LB	145	89-56	7-31	
1987	Jeff Dole, DB	98	58-40	5-9	
	Chris Moore, LB	98	42-56	1-1	
1988	Jeff Dole, DB	135	68-67	3-23	
1989	Tim Baker, DB	105	52-53	1-1	
1990	Mark DouBrava, DB	122	59-63	2-11	
1991	Dan Milner, LB	120	72-48	5-10	
1992	Malcolm Goodwin, LB	162	98-64	16-44	
1993	Jeff Cole, LB	123	80-43	5-19	
1994	Tim Sanders, LB	126	51-75	4-7	
1995	Matt Straight, DB	117	74-43	4-8	
1996	Jeff Waters, DB	107	71-36	1	
1997	Michael Cooper, LB	111	71-40	2-7	
1998	Jeff Waters, DB	93	57-36	0-0	
1999	Jeff Waters, DB	107	71-36	1-9	
2000	Reggie Hayward, DL	90	55-35	10-53	
2001	Matt Word, LB	108	77-31	10.5-49	
2002	Matt Word, LB	139	90-49	8-22	
2003	JaMaine Billups, DB	116	86-30	5-15	
2004	Steve Paris, DB	83	57-26	4-8	
2005	Tim Dobbins, LB	103	48-55	(45) 7.5-22	
	Matt Robertson, LB	103	47-56	(45) 2-10	
2006	Alvin Bowen	*155	92-63	(2) 5-10	
2007	Alvin Bowen	99	67-32	12.5-51	
2008	James Smith, DB	85	58-27	1-1	
2009	Jesse Smith, LB	*135	71-64	(11) 5-8	
2010	Jake Knott, LB	130	69-61	(17) 6-15	
2011	A.J. Klein, LB	116	66-50	(32) 7.5-18	
2012	A.J. Klein, LB	117	59-58	(38) 3.5-7	
2013	Jeremiah George, LB	*133	83-50	(4) 12-42	
2014	Kamari Cotton-Moya, DB	77	55-22	2-4	
2015	Brian Peavy, DB	82	54-28	3.5-10	
2016	Willie Harvey, LB	78	38-40	7.5-24	
	Kane Seeley, LB	78	42-36	7-17	
2017	Joel Lanning, LB	114	51-63	(37) 11-50	
2018	Greg Eisworth II, DB	87	56-31	4-19	
2019	Marcel Spears, LB	92	56-36	8-25	
2020	Mike Rose, LB	96	54-42	(14) 10.5-30	
2021	Jake Hummel, LB	80	39-41	5.5-17	
2022	Gerry Vaughn, LB	71	30-41	4.5-14	
2023	Beau Freyler, DB	107	57-50	(45) 4.0-8	

(National ranking) *Led conference



CAREER RECORDS

TOUCHDOWNS

1. Breece Hall (2019-21)	56
2. Troy Davis (1994-96)	38
Dexter Green (1975-78)	38
4. Blaise Bryant (1989-90)	32
5. Alexander Robinson (2007-10)	31
Todd Blythe (2004-07)	31
Darren Davis (1996-99)	31
George Amundson (1970-72)	31
9. Dwayne Crutchfield (1980-81)	28
10. Ennis Haywood (1998-2001)	27

TOUCHDOWNS RESPONSIBLE

1. Brock Purdy (2018-21)	100
2. Bret Meyer (2004-07)	62
3. Austen Arnaud (2007-10)	57
4. George Amundson (1970-72)	53
5. Sam Richardson (2012-15)	52
6. Breece Hall (2019-21)	50
7. Todd Bandhauer (1995-98)	43
8. Seneca Wallace (2001-02)	41
9. Joel Lanning (2014-17)	37
Alex Espinoza (1984-86)	37
Dave Hoppmann (1960-62)	37

RUSHING YARDS

1. Troy Davis (1994-96)	4,382
2. Breece Hall (2019-21)	3,941
3. Darren Davis (1996-99)	3,763
4. Dexter Green (1975-78)	3,437
5. Alexander Robinson (2007-10)	3,309
6. Mike Strachan (1972-74)	3,010
7. David Montgomery (2016-18)	2,925
8. Ennis Haywood (1998-2001)	2,862
9. Joe Henderson (1985-88)	2,715
10. Stevie Hicks (2003-2006)	2,601

YARDS PER CARRY (MIN. 200 ATT.)

1. Troy Davis (1994-96)	5.60
2. Breece Hall (2019-21)	5.48
3. Buddy Hardeman (1972-76)	5.35
4. Jim Wingender (1972-75)	5.28
5. Mike Warren (2015-18)	5.07
6. Ennis Haywood (1998-2001)	5.00
7. Mike Williams (1974-76)	4.74
8. David Montgomery (2016-18)	4.69

RUSHING TOUCHDOWNS

1. Breece Hall (2019-21)	50
2. Troy Davis (1994-96)	36
3. Dexter Green (1975-78)	34
4. George Amundson (1970-72)	31
Blaise Bryant (1989-90)	31
6. Dwayne Crutchfield (1980-81)	28
7. Alexander Robinson (2007-10)	27
Ennis Haywood (1998-2001)	27
9. David Montgomery (2016-18)	26
Darren Davis (1996-99)	26

100-YARD RUSHING GAMES

1. Troy Davis (1994-96)	21
2. Breece Hall (2019-21)	20
3. Dexter Green (1976-78)	19
4. David Montgomery (2016-18)	15
Darren Davis (1996-99)	15
6. Alexander Robinson (2007-10)	13

Dwayne Crutchfield (1980-81)	13
8. Ennis Haywood (1998-2001)	12
9. five players	10

200-YARD RUSHING GAMES

1. Troy Davis (1994-96)	9
2. Darren Davis (1996-99)	6
3. Ennis Haywood (1998-2001)	3
4. Blaise Bryant (1989-90)	2
Dave Hoppmann (1960-62)	2

PASSING YARDS

1. Brock Purdy (2018-21)	12,170
2. Bret Meyer (2004-07)	9,499
3. Austen Arnaud (2007-10)	6,777
4. Sam Richardson (2012-15)	6,050
5. Alex Espinoza (1984-86)	5,307
6. Seneca Wallace (2001-02)	5,289
7. Todd Bandhauer (1995-98)	5,234
8. Sage Rosenfels (1997-2000)	4,164
9. David Archer (1982-83)	4,104
10. Bret Oberg (1988-89)	3,602

COMPLETIONS

1. Brock Purdy (2018-21)	993
2. Bret Meyer (2004-07)	820
3. Austen Arnaud (2007-10)	616
4. Sam Richardson (2012-15)	549
5. Alex Espinoza (1984-86)	455
6. Seneca Wallace (2001-02)	411
7. Todd Bandhauer (1995-98)	404
8. David Archer (1982-83)	359
9. Hunter Dekkers (2020-22)	327
10. Sage Rosenfels (1997-2000)	306

PASS ATTEMPTS

1. Brock Purdy (2018-21)	1,467
2. Bret Meyer (2004-07)	1,414
3. Austen Arnaud (2007-10)	1,031
4. Sam Richardson (2012-15)	963
5. Alex Espinoza (1984-86)	891
6. Todd Bandhauer (1995-98)	826
7. Seneca Wallace (2001-02)	712
8. David Archer (1982-83)	647
9. Sage Rosenfels (1997-2000)	587
10. Tim Van Galder (1964-66)	578

COMPLETION PCT. (MIN. 200 ATT.)

1. Brock Purdy (2018-21)	.677
2. Kyle Kempt (2016-18)	.667
3. Hunter Dekkers (2020-22)	.654
4. Rocco Becht (2022-23)	.623
5. Jacob Park (2016-17)	.601
6. Austen Arnaud (2007-10)	.597
7. Bret Oberg (1988-89)	.592
8. Bob Utter (1990-93)	.583
9. Bret Meyer (2004-07)	.580
10. Steele Jantz (2011-12)	.578

PASSING EFFICIENCY (MIN. 200 ATT.)

1. Brock Purdy (2018-21)	151.1
2. Rocco Becht (2022-23)	147.5
3. Kyle Kempt (2016-18)	141.4
4. Jacob Park (2016-17)	137.1
5. Bret Oberg (1988-89)	130.9
6. Joel Lanning (2014-17)	130.6

7. Hunter Dekkers (2020-22)	130.3
8. Bob Utter (1990-93)	126.3
9. Seneca Wallace (2001-02)	124.6
10. Todd Doxzon (1993-96)	122.9

TOUCHDOWN PASSES

1. Brock Purdy (2018-21)	81
2. Bret Meyer (2004-07)	50
3. Sam Richardson (2012-15)	45
4. Austen Arnaud (2007-10)	42
5. Todd Bandhauer (1995-98)	40
6. Alex Espinoza (1984-86)	33
7. Seneca Wallace (2001-02)	26
8. Wayne Stanley (1972-76)	25
9. Rocco Becht (2022-23)	23
Steele Jantz (2011-12)	23
David Archer (1982-83)	23
Dean Carlson (1970-71)	23

300-YARD PASSING GAMES

1. Brock Purdy (2018-21)	14
2. Bret Meyer (2004-07)	5
3. Jacob Park (2016-17)	4
Seneca Wallace (2001-02)	4
5. Rocco Becht (2022-23)	3
Sam Richardson (2012-15)	3
Austen Arnaud (2007-10)	3
Sage Rosenfels (1997-2000)	3
9. five players	2

CONSECUTIVE GAMES WITH A TD PASS

1. Brock Purdy, 8/31/19-11/30/19	12
2. Brock Purdy, 9/26/20-1/2/21	11
3. Todd Bandhauer, 8/30/97-11/15/97	10
David Archer, 9/17/83-11/19/83	10
5. Sam Richardson, 9/6/14-11/29/14	9
6. Rocco Becht, 9/2/23-10/28/23	8
Kyle Kempt, 10/7/17-12/30/17	8
Sam Richardson, 11/17/12-10/12/13	8
Todd Doxzon, 11/18/95-10/26/96	8
10. three players	7

CONSECUTIVE PASSES WITHOUT AN INT.

1. Kyle Kempt (2017-18)	160
2. Brock Purdy (2021)	159
3. Bret Meyer (2005)	155
4. Sam Richardson (2014)	143
5. Todd Bandhauer (1997)	141
6. David Archer (1983)	134
7. Austen Arnaud (2009)	133
8. Joel Lanning (2016-17)	125
9. Brock Purdy (2020)	117
10. Sam Richardson (2014)	115

RECEPTIONS

1. Xavier Hutchinson (2020-22)	254
2. Allen Lazard, (2014-17)	241
3. Deshaunte Jones (2016-19)	184
4. Todd Blythe (2004-07)	176
5. Charlie Kolar (2018-21)	168
6. Jaylin Noel (2021-23)	165
7. Lane Danielsen (2000-03)	163
8. R.J. Sumrall (2005-08)	156
9. Tracy Henderson (1982-84)	150
10. Ed Williams (1994-97)	132
Otto Stowe (1968-70)	132



CAREER RECORDS

RECEIVING YARDS

1. Allen Lazard, (2014-17)	3,360
2. Todd Blythe (2004-07)	3,096
3. Xavier Hutchinson (2020-22)	1,758
4. Lane Danielsen (2000-03)	2,690
5. Charlie Kolar (2018-21)	2,181
6. Hakeem Butler (2016-18)	2,149
7. Deshaunte Jones (2016-19)	2,052
8. Tracy Henderson (1982-84)	2,048
9. Ed Williams (1994-97)	1,850
10. R.J. Sumrall (2005-08)	1,805

100-YARD RECEIVING GAMES

1. Xavier Hutchinson (2020-22)	13
2. Allen Lazard (2014-17)	12
3. Hakeem Butler (2016-18)	8
Tracy Henderson (1982-84)	8
Lane Danielsen (2000-03)	8
Todd Blythe (2004-07)	8
7. Jim Doran (1949-50)	5
Jack Whitver (2000-03)	5
9. Deshaunte Jones (2016-19)	4
Dick Limerick (1961-63)	4
Otto Stowe (1968-70)	4
Ed Williams (1995-97)	4
J.J. Moses (1997-2000)	4
R.J. Sumrall (2005-08)	4

TOUCHDOWN CATCHES

1. Todd Blythe (2004-07)	31
2. Allen Lazard (2014-17)	26
3. Charlie Kolar (2018-21)	23
4. Hakeem Butler (2016-18)	18
5. Xavier Hutchinson (2020-22)	15
Quenton Bundrage (2012-15)	15
Ed Williams (1994-97)	15
Keith Krepfle (1971-73)	15
9. Lane Danielsen (2000-03)	14
Tracy Henderson (1982-84)	14

YARDS PER RECEPTION (MIN. 50 REC.)

1. Hakeem Butler (2016-18)	19.5
2. Jayden Higgins (2023)	18.5
3. Luther Blue (1974-76)	18.4
4. Willie Jones (1971-73)	18.0
5. Jim Doran (1948-50)	17.8
6. Todd Blythe (2004-07)	17.6
7. Dick Limerick (1961-63)	16.7
8. Ike Harris (1971-73)	16.6
9. Lane Danielsen (2000-03)	16.5
10. Ty Watley (1996-97)	16.2

CONS. GAMES WITH A RECEPTION

1. Allen Lazard (2014-17)	48
2. Xavier Hutchinson (2020-22)	25
3. Charlie Kolar (2019-21)	36
4. Jaylin Noel (2021-23)	32
Deshaunte Jones (2016-18)	32
6. Hakeem Butler (2016-18)	28
7. Otto Stowe (1968-70)	23
8. E.J. Bibbs (2013-14)	22
Tracy Henderson (1983-84)	22
10. Ty Watley (1996-97)	21

TOTAL OFFENSE

1. Brock Purdy (2018-21)	13,347
2. Bret Meyer (2004-07)	10,422
3. Austen Arnaud (2007-10)	8,044
4. Sam Richardson (2012-15)	7,072
5. Seneca Wallace (2001-02)	6,201
6. Alex Espinoza (1984-86)	5,018
7. Sage Rosenfels (1997-2000)	4,824
8. George Amundson (1970-72)	4,798
9. Todd Bandhauer (1995-98)	4,763
10. Troy Davis (1994-96)	4,382

KICKOFF RETURN AVG. (20 RETURNS)

1. Kene Nwangwu (2016-20)	26.85
2. Luther Blue (1974-76)	26.47
3. Aaron Wimberly (2013-14)	26.45
4. Tom Vaughn (1962-64)	25.36
5. Tom Busch (1965-67)	24.74
6. Jarvis West (2011-14)	24.73
7. Leonard Johnson (2008-11)	24.62
8. Jeff Allen (1968-70)	24.50
9. Ray Hardee (1975-78)	24.38
10. Willie Jones (1971-73)	24.15

PUNT RETURN AVG. (20 RETURNS)

1. James McMillion (1991-93)	15.91
2. Ryan Baum (2003-06)	14.27
3. Tom Vaughn (1962-64)	13.83
4. Trever Ryan (2015-17)	13.37
5. Tony Washington (1968-70)	11.62
6. Dick Limerick (1961-63)	11.35
7. Tarique Milton (2018-21)	10.68
8. John Schweizer (1970-72)	10.53
9. Allen Lazard (2014-17)	10.14
10. Larry Carwell (1964-66)	10.13

PUNT RETURNS FOR TOUCHDOWNS

1. James McMillion (1991-93)	3
2. Trever Ryan (2015-17)	2
Todd Miller (2002-04)	2
Tom Elliott (1968-69)	2

SPECIAL TEAMS TOUCHDOWNS

1. James McMillion (1989-93)	3
Tom Vaughn (1962-64)	3
3. Trever Ryan (2015-17)	2
Jarvis West (2011-14)	2
Todd Miller (2002-04)	2
Luther Blue (1974-76)	2
Willie Jones (1971-73)	2
Tom Elliott (1968-69)	2
Don Ferguson (1947-49)	2
Dick Howard (1943-46)	2

ALL-PURPOSE YARDS

1. Troy Davis (1994-96)	5,177
2. Darren Davis (1996-99)	5,008
3. Breece Hall (2019-21)	4,675
4. Alexander Robinson (2007-10)	4,114
5. Dexter Green (1975-78)	4,065
6. Allen Lazard (2014-17)	3,573
7. David Montgomery (2016-18)	3,507
8. Ennis Haywood (1998-2001)	3,468
9. Mike Strachan (1972-74)	3,393
10. Kene Nwangwu (2016-20)	3,271

SCORING

1. Breece Hall (2019-21)	336
2. Cole Netten (2013-2016)	300
3. Connor Assalley (2018-21)	292
4. Jeff Shudak (1987-90)	266
5. Troy Davis (1994-96)	228
Dexter Green (1975-78)	228
7. Jamie Kohl (1995-98)	217
8. Bret Culbertson (2004-07)	214
Alex Giffords (1979-82)	214
10. Grant Mahoney (2008-11)	210

INTERCEPTIONS

1. Barry Hill (1972-74)	21
2. Tony Washington (1968-70)	14
3. John Schweizer (1970-72)	12
4. Everett Kischer (1936-38)	11
5. Don Ferguson (1947-49)	10
6. Ellis Hobbs (2001-04)	9
Joe Brown (1978-81)	9
Larry Crawford (1977-80)	9
Jeff Simonds (1966-68)	9
10. Jake Knott (2009-12)	8
Marc Timmons (2000-03)	8
Andrew Buggs (1988-92)	8
Mike Schwartz (1976-79)	8

TACKLES

1. Chris Washington (1980-83)	457
2. Keith Schroeder (1969-71)	386
3. Ted Jorнов (1971-73)	378
4. A.J. Klein (2009-12)	361
5. Jake Knott (2009-12)	347
6. Brad Storm (1972-74)	341
7. Shamus McDonough (1979-82)	335
8. Mark DouBrava (1989-92)	334
Larry Hunt (1971-73)	334
10. James Reed (1997-2000)	333

SACKS

1. Will McDonald IV (2018-22)	34.0
2. JaQuan Bailey (2016-20)	25.5
Shawn Moorehead (2004-06)	18.5
4. Brent Curvey (2003-07)	17.0
5. Reggie Hayward (1998-2000)	16.5
6. Nick Leaders (2002-05)	15.0
Enyi Uwazurike (2017-21)	15.0
8. James Reed (1997-2000)	14.0
Lester Williams (1982-85)	14.0
10. O'Rien Vance (2017-22)	13.5

TACKLES FOR LOSS (SINCE 1976)

1. JaQuan Bailey (2016-20)	44.5
2. Will McDonald IV (2018-22)	42.0
3. Mike Rose (2018-21)	41.0
4. Enyi Uwazurike (2017-21)	34.5
5. Nick Leaders (2002-05)	34.0
Lester Williams (1982-85)	34.0
Mike Stensrud (1974-78)	34.0
8. Brent Curvey (2003-06)	32.5
9. O'Rien Vance (2017-22)	32.0
10. Willie Harvey (2015-18)	31.0
James Reed (1997-2000)	31.0



CAREER RECORDS

FORCED FUMBLES (SINCE 1973)

1. Will McDonald IV (2018-22)	10
Jake Knott (2009-12)	10
3. Marcus Robertson (1987-90)	9
Rick White (1976-78)	9
Mike Stensrud (1974-78)	9
6. Jeff Dole (1985-88)	8
Dennis Gibson (1983-86)	8
8. Malcolm Goodwin (1990-92)	7.5

FUMBLE RECOVERIES (SINCE 1965)

1. Otis Rodgers (1975-76)	9
Rick Howe (1972-74)	9
Matt Blair (1971-73)	9
4. Leonard Johnson (2008-11)	8
Ron Osborne (1980-82)	8

PUNTING AVERAGE

1. Tyler Perkins (2022-23)	43.4
2. Marc Harris (1993-96)	43.1
3. Kirby Van Der Kamp (2010-13)	42.4
4. Tony Yelk (2001-05)	42.3
5. Rick Blabolil (1975-77)	41.6
6. Rick Frank (1985-86)	41.4
7. Mike Brandtner (2006-09)	40.7
8. Joe Rivera (2018-20)	40.6
9. Scott Bradley (1973-74)	40.5
10. Colin Downing (2014-17)	40.4
Jon Schnoor (1990-92)	40.4

EXTRA POINTS MADE

1. Connor Assalley (2018-21)	148
2. Cole Netten (2013-16)	138
3. Jamie Kohl (1995-98)	106
4. Bret Culbertson (2004-07)	100
5. Grant Mahoney (2008-11)	93
6. Jeff Shudak (1987-90)	92
7. Alex Giffords (1979-82)	85
8. Scott Kollman (1975-77)	83
9. Ty Stewart (1991-94)	77
10. Tom Goedjen (1972-74)	76

EXTRA POINTS ATTEMPTED

1. Connor Assalley (2018-21)	154
2. Cole Netten (2013-16)	142
3. Jamie Kohl (1995-98)	113
4. Grant Mahoney (2008-11)	100
Bret Culbertson (2004-07)	100
6. Jeff Shudak (1987-90)	95
7. Alex Giffords (1979-82)	89
Scott Kollman (1975-77)	89
9. Ty Stewart (1991-94)	83
10. Tom Goedjen (1972-74)	79

FIELD GOALS MADE

1. Jeff Shudak (1987-90)	58
2. Cole Netten (2013-16)	54
3. Connor Assalley (2018-21)	48
4. Ty Stewart (1991-94)	44
5. Alex Giffords (1979-82)	43
6. Grant Mahoney (2008-11)	39
Tom Goedjen (1972-74)	39
8. Bret Culbertson (2004-07)	38
9. Jamie Kohl (1995-98)	37
10. Adam Benike (2002-03)	23

FIELD GOALS ATTEMPTED

1. Jeff Shudak (1987-90)	79
2. Tom Goedjen (1972-74)	78
3. Cole Netten (2013-16)	68
Ty Stewart (1991-94)	68
Alex Giffords (1979-82)	68
6. Grant Mahoney (2008-11)	66
7. Connor Assalley (2018-21)	65
8. Jamie Kohl (1995-98)	59
9. Bret Culbertson (2004-07)	55
10. Reggie Shoemake (1970-71)	34

FIELD GOAL PCT. (MIN. 25 ATT.)

1. Cole Netten (2013-16)	79.4
2. Adam Benike (2002-03)	74.2
3. Connor Assalley (2018-21)	73.8
4. Jeff Shudak (1987-90)	73.4
5. Bret Culbertson (2004-07)	69.1
6. Rick Frank (1985-86)	66.7
7. Ty Stewart (1991-94)	64.7
8. Alex Giffords (1979-82)	63.2
9. Jamie Kohl (1995-98)	62.7
10. Reggie Shoemake (1970-71)	61.8

TOTAL KICKS MADE

1. Connor Assalley (2018-21)	196
2. Cole Netten (2013-16)	192
3. Jeff Shudak (1987-90)	150
4. Jamie Kohl (1995-98)	143
5. Bret Culbertson (2004-07)	138
6. Grant Mahoney (2008-11)	132
7. Alex Giffords (1979-82)	128
8. Ty Stewart (1991-94)	121
9. Tom Goedjen (1972-74)	115
10. Scott Kollman (1975-77)	99

TOTAL KICKS ATTEMPTED

1. Connor Assalley (2018-21)	219
2. Cole Netten (2013-16)	210
3. Jeff Shudak (1987-90)	174
4. Jamie Kohl (1995-98)	172
5. Grant Mahoney (2008-11)	166
6. Alex Giffords (1979-82)	157
Tom Goedjen (1972-74)	157
8. Bret Culbertson (2004-07)	155
9. Ty Stewart (1991-94)	151
10. Scott Kollman (1975-77)	121

KICKING POINTS

1. Cole Netten (2013-16)	300
2. Connor Assalley (2018-21)	292
3. Jeff Shudak (1987-90)	266
4. Jamie Kohl (1995-98)	217
5. Bret Culbertson (2004-07)	214
Alex Giffords (1979-82)	214
7. Grant Mahoney (2008-11)	210
8. Ty Stewart (1991-94)	209
9. Tom Goedjen (1972-74)	193
10. Adam Benike (2002-03)	134

RECEPTIONS BY A TIGHT END

1. Charlie Kolar (2018-21)	168
2. Keith Krepfle (1971-73)	94
3. Collin Franklin (2007-10)	87
4. E.J. Bibbs (2013-14)	84
5. Mike Busch (1986-89)	78
6. Chase Allen (2017-21)	74

7. Derrick Catlett (2006-09)	70
8. Mike Banks (1998-2001)	59
9. Jeff Wodka (1982-85)	53
10. Ben Barkema (2004-07)	52

RECEIVING YARDS BY A TIGHT END

1. Charlie Kolar (2018-21)	2,181
2. Keith Krepfle (1971-73)	1,378
3. Mike Busch (1986-89)	1,061
4. Collin Franklin (2007-10)	980
5. E.J. Bibbs (2013-14)	844
6. Chase Allen (2017-21)	810
7. Derrick Catlett (2006-09)	643
8. Mike Banks (1998-2001)	584
9. Guy Preston (1977-78)	567
10. Ben Barkema (2004-07)	566

RECEPTIONS BY A RUNNING BACK

1. Jason Jacobs (1982-83)	84
2. Alexander Robinson (2007-10)	83
3. Breece Hall (2019-21)	82
4. Tommy Davis (1981-84)	80
5. Darren Davis (1996-99)	74
6. David Montgomery (2016-18)	71
7. Ennis Haywood (1998-2001)	60
8. James White (2010-13)	53
9. Dexter Green (1975-78)	51
10. Andrew Jackson (1985-86)	50

RUSHING YARDS BY A QB

1. Buddy Hardeman (1973-76)	1,536
2. Austen Arnaud (2007-10)	1,267
3. Brock Purdy (2018-21)	1,177
4. Todd Doxzon (1993-96)	1,045
5. Sam Richardson (2012-15)	1,022
6. Joel Lanning (2014-17)	983
7. Bret Meyer (2004-07)	923

RUSHING TOUCHDOWNS BY A QB

1. Brock Purdy (2018-21)	19
2. Joel Lanning (2014-17)	17
3. Austen Arnaud (2007-10)	15
Seneca Wallace (2001-02)	15
5. Sage Rosenfels (1997-2000)	14
Todd Doxzon (1993-96)	14
Buddy Hardeman (1973-76)	14
8. Bret Meyer (2004-07)	12
9. Dean Carlson (1970-71)	11
10. Wayne Stanley (1972-76)	10
Bill Weeks (1948-50)	10

STARTS

1. Anthony Johnson Jr. (2018-22)	54
2. Mike Rose (2018-21)	49
JaQuan Bailey (2016-20)	49
4. Julian Good-Jones (2016-19)	48
Bret Meyer (2004-07)	48
Todd Blythe (2004-07)	48

GAMES PLAYED

1. Gerry Vaughn (2018-23)	63
Jake Hummel (2017-21)	63
2. Anthony Johnson Jr. (2018-22)	62
3. Enyi Uwazurike (2017-21)	60
4. Chase Allen (2017-21)	59
5. O'Rien Vance (2017-22)	57



TEAM GAME RECORDS

MOST POINTS

87	1904 vs. Simpson
81	1906 vs. Cornell (Iowa)
72	2019 vs. Louisiana-Monroe
69	1980 vs. Colorado State
69	1914 vs. Cornell (Iowa)
66	2016 vs. Texas Tech

MOST OPPONENT POINTS

77	1997 at Nebraska
73	1995 at Nebraska
72	1983 at Nebraska
71	2013 at Baylor
68	2010 vs. Utah

MOST POINTS VS. LEAGUE OPP.

66	2016 vs. Texas Tech
59	2021 vs. Kansas
57	1962 vs. Colorado
55	1972 vs. Kansas State
54	1971 vs. Oklahoma State
52	2013 at Kansas
52	2013 vs. West Virginia (3OT)

MARGIN OF VICTORY VS. LEAGUE OPP.

56	2016 vs. Texas Tech (66-10)
54	1971 vs. Oklahoma State (54-0)
52	2021 vs. Kansas (59-7)
48	1943 vs. Kansas State (48-0)
45	2020 vs. Kansas State (45-0)
45	2017 vs. Kansas (45-0)
42	2002 vs. Kansas (45-3)
42	2001 vs. Kansas (49-7)

MOST FIRST DOWNS

35	1990 vs. UNI (W, 35-6)
35	1983 at Kansas State (W, 49-27)
35	1971 vs. Oklahoma State (W, 54-0)
34	2014 vs. Toledo (W, 37-30)
34	2008 vs. Texas A&M (L, 35-49)

FEWEST FIRST DOWNS

1	1951 at Marquette (T, 6-6)
4	1964 at Oklahoma (L, 0-30)
4	1956 vs. Oklahoma (L, 0-40)
5	2002 at Oklahoma (L, 3-49)
5	1988 vs. Baylor (L, 0-35)
5	1987 vs. Oklahoma (L, 3-56)
5	1984 vs. Nebraska (L, 0-44)
5	1969 at Kansas State (L, 7-34)
5	1963 at Oklahoma (L, 14-24)
5	1956 at Missouri (L, 0-34)
5	1952 at Missouri (L, 0-19)
5	1947 at Michigan State (L, 0-20)
5	1946 vs. Oklahoma (L, 0-63)

FEWEST FIRST DOWNS ALLOWED

2	1947 vs. Nebraska (L, 7-14)
3	1963 vs. Missouri (L, 0-7)
4	1969 vs. BYU (W, 10-0)
4	1963 at Colorado (W, 19-7)
4	1949 vs. Nebraska (L, 0-7)
4	1947 vs. Kansas State (W, 14-0)
4	1947 at Oklahoma (L, 9-27)
5	2017 vs. Kansas (W, 45-0)

MOST FIRST DOWNS ALLOWED

45	2003 at Texas Tech (L, 21-52)
41	2014 vs. Oklahoma (L, 14-59)
37	2011 at Baylor (L, 26-49)
37	2010 at Oklahoma (L, 0-52)
37	1998 at Kansas State (L, 7-52)
37	1995 at Nebraska (L, 14-73)

MOST RUSHING ATTEMPTS

79	1973 vs. Idaho (W, 48-0)
77	1982 vs. Kent State (W, 44-7)
76	1952 vs. Drake (W, 55-7)
75	1980 vs. Louisiana-Monroe (W, 42-7)
74	1977 at Kansas State (W, 22-15)
74	1977 at Nebraska (W, 24-21)

FEWEST RUSHING ATTEMPTS

15	2017 vs. Texas (L, 17-7)
17	1998 at Kansas State (L, 7-52)
18	2008 at Baylor (L, 10-38)
19	2019 vs. Iowa (L, 17-18)
20	2023 at Memphis (L, 26-36)

FEWEST OPPONENT RUSHING ATT.

14	1982 at Colorado (W, 31-14)
17	2007 at Texas Tech (L, 17-42)
18	2020 vs. Oregon (W, 34-17)
18	2011 vs. Oklahoma State (W, 37-31)
18	2001 vs. Oklahoma State (W, 31-28)
18	1980 vs. Louisiana-Monroe (W, 42-7)
18	1971 at San Diego State (W, 48-31)

MOST OPPONENT RUSHING ATT.

87	1965 at Oklahoma (L, 20-24)
84	1971 at Oklahoma (L, 12-43)
83	1985 at Nebraska (L, 0-49)
77	1969 at Oklahoma (L, 14-37)
76	1972 vs. Oklahoma (L, 6-20)
76	1971 vs. Colorado (L, 14-24)
76	1970 vs. Nebraska (L, 29-54)

MOST RUSHING YARDS

586	1995 vs. UNLV (W, 57-30)
449	1980 vs. Colorado State (W, 69-0)
434	1999 vs. Indiana State (W, 33-7)
428	1979 vs. Bowling Green (W, 38-10)
417	1949 vs. Duquesne (W, 64-0)

FEWEST RUSHING YARDS

-11	1997 vs. Iowa (L, 20-63)
-11	1986 at Iowa (L, 7-43)
-7	1981 vs. Oklahoma State (L, 7-27)
-6	2010 at Colorado (L, 14-34)
-5	1967 at Nebraska (L, 0-12)

FEWEST OPP. RUSHING YARDS

-16	1984 at Colorado (L, 21-23)
-13	1970 at San Diego State (W, 28-22)
-12	1971 vs. Idaho (W, 24-7)
-7	1982 vs. Kent State (W, 44-7)
-3	1980 vs. Louisiana-Monroe (W, 42-7)
3	1965 vs. Pacific (W, 38-13)
8	1999 at UNLV (W, 24-0)

MOST OPPONENT RUSHING YARDS

624	1995 at Nebraska (L, 14-73)
604	1987 at Nebraska (L, 3-42)
566	1988 vs. Nebraska (L, 16-51)
557	1990 vs. Nebraska (L, 13-45)
542	1985 at Oklahoma (L, 14-59)

MOST RUSHING TOUCHDOWNS

8	1995 vs. UNLV (W, 57-30)
8	1980 vs. Colorado State (W, 69-0)
6	2016 vs. Texas Tech (W, 66-10)
6	2002 vs. Kansas (W, 45-3)
6	2001 vs. UNI (W, 45-0)
6	1991 vs. Eastern Illinois (W, 42-13)
6	1977 vs. Kansas (W, 41-3)
6	1976 vs. Kansas State (W, 45-14)
6	1959 at South Dakota (W, 41-6)
6	1952 vs. Drake (W, 55-7)
6	1949 vs. Duquesne (W, 64-0)

MOST RUSHING TDS ALLOWED

9	1997 at Nebraska (L, 14-77)
8	1995 at Nebraska (L, 14-73)
8	1946 vs. Oklahoma (L, 0-63)
7	1987 vs. Oklahoma (L, 3-56)
7	1985 at Oklahoma (L, 14-59)
7	1983 at Nebraska (L, 29-72)
7	1955 at Oklahoma (L, 0-52)

MOST PASS ATTEMPTS

63	2019 vs. Oklahoma State (L, 27-34)
62	1998 at Texas (L, 33-54)
60	2011 vs. Oklahoma State (W, 37-31)
57	2022 vs. Oklahoma (L, 13-27)
55	2014 at Texas (L, 45-48)
54	2012 vs. Baylor (W, 35-21)
54	2008 vs. Missouri (L, 20-52)
54	1997 vs. Iowa (L, 20-63)

FEWEST PASS ATTEMPTS

0	1960 at Oklahoma State (W, 13-6)
0	1951 at Marquette (T, 6-6)
2	1960 at Nebraska (W, 10-7)
3	1963 at Oklahoma (L, 14-24)
3	1961 at Oklahoma (W, 21-15)
3	1961 vs. Oklahoma State (W, 14-7)
3	1959 vs. Nebraska (W, 18-6)

FEWEST OPP. PASS ATTEMPTS

1	1949 vs. Nebraska (L, 0-7)
2	1980 vs. Oklahoma (L, 7-42)
2	1960 at Missouri (L, 8-34)
2	1959 at Oklahoma (L, 12-35)
2	1957 vs. Kansas State (L, 10-14)
2	1947 vs. Nebraska (L, 7-14)
2	1946 vs. Northern Iowa (W, 20-18)

MOST OPPONENT PASS ATTEMPTS

78	2003 at Texas Tech (L, 21-52)
62	2010 vs. Texas Tech (W, 52-38)
59	1972 vs. Kansas State (W, 55-22)
58	2011 vs. Oklahoma State (W, 37-31)
57	2018 vs. Texas Tech (W, 40-31)
57	2010 at Texas (W, 28-21)



TEAM GAME RECORDS

MOST COMPLETIONS

39 2019 vs. Oklahoma State (L, 27-34)
 37 2022 vs. Oklahoma (L, 13-27)
 37 2014 vs. Toledo (W, 37-30)
 36 2014 at Texas (L, 45-48)
 36 2012 vs. Baylor (W, 35-21)
 36 2008 vs. Missouri (L, 20-52)

MOST COMPLETIONS ALLOWED

52 2003 at Texas Tech (L, 21-52)
 42 2011 vs. Oklahoma State (W, 37-31 2ot)
 42 2010 vs. Texas Tech (W, 52-38)
 40 2019 at Texas Tech (W, 34-24)
 40 2007 at Texas Tech (L, 17-42)
 39 2015 at Texas Tech (L, 31-66)
 39 2006 vs. Toledo (W, 45-43 3ot)

MOST INTERCEPTIONS THROWN

6 1988 at Colorado (L, 12-24)
 6 1952 at Illinois (L, 7-33)
 6 1947 vs. Missouri (L, 7-26)
 5 eight times

MOST INT. THROWN BY OPPONENT

10 1944 vs. Gustavus Adolphus (W, 49-0)
 7 1976 vs. Utah (W, 44-14)
 7 1952 vs. Drake (W, 55-7)
 6 2001 vs. UNI (W, 45-0)
 6 1968 at Kansas State (W, 23-14)
 6 1958 at Arizona (W, 14-0)

MOST PASSING YARDS

462 2008 at Kansas State (L, 30-36)
 446 2023 at Memphis (L, 26-36)
 444 2019 vs. Louisiana-Monroe (W, 72-20)
 437 1998 at Texas (L, 33-54)
 425 2002 vs. Missouri (W, 42-35)

MOST PASSING YARDS ALLOWED

535 2003 at Texas Tech (L, 21-52)
 525 2014 at TCU (L, 3-55)
 515 2015 at Texas Tech (L, 31-66)
 476 2011 vs. Oklahoma State (W, 37-31 2ot)
 460 2007 vs. Texas Tech (L, 17-42)

HIGHEST PASSER RATING

380 1993 vs. Northern Illinois (W, 54-10)
 317 1974 vs. New Mexico (W, 27-3)
 281 1976 vs. Drake (W, 58-14)
 280 1976 vs. Air Force (W, 41-6)
 272 1980 vs. Colorado State (W, 69-0)

MOST PASSING TOUCHDOWNS

6 1976 at Air Force (W, 41-6)
 5 2019 at Oklahoma (L, 41-42)
 5 2016 vs. San Jose State (W, 44-10)
 5 2012 vs. Baylor (W, 35-21)
 5 1998 at Texas (L, 33-54)

OPP. PASSING TOUCHDOWNS

6 2006 vs. Texas Tech (L, 26-42)
 6 2015 at Texas Tech (L, 31-66)
 5 2017 vs. Iowa (L, 41-44 OT)
 5 2016 vs. West Virginia (L, 19-49)
 5 2014 at TCU (L, 3-55)
 5 2010 vs. Texas Tech (W, 52-38)

5 2008 at Oklahoma State (L, 17-59)
 5 2007 at Kansas (L, 7-45)
 5 2003 vs. Oklahoma (L, 7-53)
 5 1996 at Colorado (L, 42-49)
 5 1984 at Iowa (L, 21-59)

MOST TOTAL PLAYS

102 2012 vs. Baylor (W, 35-21)
 102 2007 at Nebraska (L, 17-35)
 101 2011 vs. Oklahoma State (W, 37-31)
 101 1982 vs. Kent State (W, 44-7)
 101 1973 vs. Idaho (W, 48-0)

FEWEST TOTAL PLAYS

35 2023 at Kansas State (W, 42-35)
 37 1961 vs. Oklahoma State (W, 14-7)
 39 1952 at Missouri (L, 0-19)
 40 1964 at Missouri (L, 0-10)
 42 1960 vs. Colorado (L, 6-21)

FEWEST OPPONENT PLAYS

34 1947 vs. Kansas State (W, 14-0)
 35 1949 vs. Nebraska (L, 0-7)
 35 1947 vs. Nebraska (L, 7-14)
 38 1960 at Kansas State (W, 20-7)
 40 1954 vs. Kansas (W, 33-6)

MOST OPPONENT TOTAL PLAYS

111 2003 at Texas Tech (L, 21-52)
 103 1970 vs. Nebraska (L, 29-54)
 102 2023 at Kansas State (W, 42-35)
 102 2014 Oklahoma (L, 14-59)
 101 2013 at Texas Tech (L, 35-42)

MOST TOTAL YARDS

714 2019 vs. Louisiana-Monroe (W, 72-20)
 668 1949 vs. DuBuque (W, 64-0)
 648 1995 vs. UNLV (W, 57-30)
 626 2008 at Kansas State (L, 30-38)
 618 1980 vs. Colorado State (W, 69-0)
 609 1989 vs. Oklahoma (L, 40-43)

FEWEST TOTAL YARDS

5 1951 at Marquette (T, 6-6)
 46 1947 at Michigan State (L, 0-20)
 53 1984 vs. Nebraska (L, 0-44)
 60 2002 at Oklahoma (L, 3-49)
 67 1986 vs. Oklahoma (L, 0-38)
 67 1969 at Kansas State (L, 7-34)

FEWEST TOTAL YARDS ALLOWED

43 1969 vs. BYU (W, 10-0)
 59 1963 vs. Missouri (L, 0-7)
 62 1947 vs. Nebraska (L, 7-14)
 70 1958 vs. Drake (W, 33-0)
 78 1964 vs. Drake (W, 25-0)

MOST TOTAL YARDS ALLOWED

776 2015 at Texas Tech (L, 31-66)
 776 1995 at Nebraska (L, 14-73)
 775 2003 at Texas Tech (L, 21-52)
 751 2014 vs. Oklahoma (L, 14-59)
 722 2014 at TCU (L, 3-55)

MOST SACKS (SINCE 1985)

7 2018 Oklahoma State (W, 48-42)
 7 2018 West Virginia (W, 30-14)
 7 1997 Baylor (W, 24-17)
 7 1986 Indiana State (W, 64-9)
 6 2020 TCU (W, 37-34)
 6 2017 Memphis (W, 21-20)
 6 2017 Akron (W, 41-14)
 6 2015 UNI (W, 31-7)
 6 2005 TCU (L, 24-27)
 6 1998 Iowa (W, 27-9)
 6 1988 Kansas State (W, 16-7)
 6 1986 Wyoming (W, 21-10)

MOST TFL (SINCE 1985)

16 2018 Oklahoma State (W, 48-42)
 15 1986 Missouri (W, 37-14)
 13 2015 UNI (W, 31-7)
 12 1997 Kansas (L, 24-34)
 11 2020 Kansas (W, 52-22)
 11 2017 Akron (W, 41-14)
 11 2016 UNI (L, 20-25)
 11 2005 Illinois State (W, 32-21)
 11 2004 UNI (W, 23-0)
 11 2003 Colorado (L, 10-44)
 11 2001 Kansas State (L, 3-42)

FUMBLES RECOVERED (SINCE 1951)

7 1971 Oklahoma (L, 12-43)
 7 1958 Oklahoma (L, 0-20)
 6 1976 Nebraska (W, 37-28)
 6 1975 Oklahoma (L, 7-39)
 6 1973 Idaho (W, 48-0)
 6 1972 Nebraska (T, 23-23)
 6 1968 Arizona (L, 12-21)
 6 1955 Kansas (T, 7-7)
 6 1954 Kansas State (L, 7-12)

TURNOVERS FORCED (SINCE 1951)

12 1952 Drake (W, 55-7)
 10 1976 Utah (W, 44-14)
 8 2009 Nebraska (W, 9-7)
 8 1973 Idaho (W, 48-0)
 8 1972 Nebraska (T, 23-23)
 8 1968 Kansas State (W, 23-14)



TEAM SEASON BESTS

RUSHING YARDS

- 2,970 in 1976
- 2,667 in 1993
- 2,615 in 1996
- 2,610 in 1980
- 2,550 in 1972
- 2,513 in 1995
- 2,503 in 1973
- 2,490 in 1978
- 2,482 in 1977
- 2,410 in 1989

RUSHING YARDS PER GAME

- 270.0 in 1976
- 242.5 in 1993
- 237.7 in 1996
- 237.3 in 1980
- 234.7 in 1960
- 234.6 in 1962
- 233.0 in 1975
- 228.9 in 1959
- 228.5 in 1995
- 228.0 in 1992

RUSHING TOUCHDOWNS

- 31 in 2020
- 30 in 1989
- 30 in 2002
- 27 in 2000
- 27 in 1976
- 26 in 2001
- 26 in 1977
- 26 in 1971
- 25 in 2021
- 25 in 1996
- 25 in 1959

PASSING YARDS

- 4,047 in 2019
- 3,548 in 2017
- 3,430 in 2021
- 3,308 in 2002
- 3,185 in 2023
- 3,141 in 2022
- 3,132 in 2018
- 3,106 in 2016
- 2,981 in 2014
- 2,981 in 2008

PASSING YARDS PER GAME

- 311.3 in 2019
- 272.9 in 2017
- 263.8 in 2021
- 261.8 in 2022
- 258.8 in 2016
- 248.4 in 2014
- 248.4 in 2008
- 247.0 in 1983
- 245.0 in 2023
- 241.3 in 2020

TOUCHDOWN PASSES

- 29 in 2019
- 28 in 2012
- 27 in 2017
- 23 in 2023
- 22 in 2021
- 21 in 2016
- 21 in 2014
- 20 in 2020
- 20 in 2018
- 20 in 1997
- 20 in 1976

FIRST DOWNS

- 298 in 2019
- 280 in 2021
- 278 in 2002
- 274 in 2017
- 273 in 2020
- 273 in 2011
- 261 in 1976
- 257 in 2015
- 256 in 2012
- 256 in 2014

TOTAL PASSES

- 1,022 in 2011
- 1,008 in 2002
- 923 in 2012
- 912 in 2014
- 909 in 2015
- 904 in 2017
- 903 in 2013
- 896 in 2019
- 896 in 2009
- 896 in 2007

TOTAL OFFENSE

- 5,776 in 2019
- 5,519 in 2021
- 5,338 in 2002
- 5,236 in 2020
- 5,059 in 2016
- 5,025 in 2011
- 5,018 in 2017
- 4,900 in 2015
- 4,836 in 1976
- 4,823 in 2018

YARDS PER GAME

- 444.3 in 2019
- 439.6 in 1976
- 436.3 in 2020
- 427.9 in 1989
- 424.5 in 2021
- 424.5 in 2000
- 421.6 in 2016
- 408.3 in 2015
- 395.0 in 1972
- 386.8 in 2008

YARDS PER PLAY

- 6.45 in 2019
- 6.4 in 2021
- 6.3 in 2020
- 6.2 in 2023
- 6.1 in 1989
- 5.9 in 2000
- 5.9 in 2016
- 5.8 in 2018
- 5.6 in 2017
- 5.6 in 1999

TOUCHDOWNS

- 53 in 2019
- 51 in 2020
- 50 in 2002
- 49 in 1976
- 48 in 2021
- 47 in 2017
- 43 in 1971
- 42 in 2018
- 42 in 2005
- 41 in 2012

FIELD GOALS MADE

- 24 in 2021
- 21 in 2023
- 20 in 1987
- 19 in 1990
- 18 in 2002
- 17 in 2019
- 17 in 2017
- 17 in 2008
- 16 in 2018
- 16 in 2016

POINTS SCORED

- 418 in 2019
- 407 in 2021
- 404 in 2002
- 395 in 2020
- 380 in 2017
- 369 in 1976
- 348 in 2018
- 341 in 2023
- 339 in 2005
- 332 in 2016

POINTS PER GAME

- 33.5 in 1976
- 32.9 in 2020
- 32.2 in 2019
- 31.3 in 2021
- 29.2 in 2017
- 29.2 in 1971
- 29.0 in 1972
- 28.9 in 2002
- 28.5 in 1996
- 27.8 in 2000

SAFES

- 33 in 2021
- 33 in 2018
- 32 in 1998
- 31 in 2002
- 30 in 2015
- 29 in 2020
- 29 in 1986
- 28 in 2019
- 27 in 2005
- 26 in 2017

TACKLES FOR LOSS

- 96 in 2017
- 88 in 2018
- 85 in 2021
- 85 in 2019
- 84 in 1999
- 82 in 2020
- 80 in 2016
- 78 in 2003
- 74 in 2015
- 73 in 2004

INTERCEPTIONS

- 23 in 1972
- 23 in 1971
- 22 in 1976
- 22 in 2005
- 20 in 2002
- 20 in 9009
- 20 in 1973
- 20 in 1969
- 20 in 1950
- 20 in 1948

FEWEST TURNOVERS

- 10 in 2017
- 11 in 2023
- 14 in 2021
- 14 in 2020
- 14 in 2001
- 14 in 1958
- 15 in 2005
- 16 in 2019
- 16 in 2016


FEWEST FUMBLES LOST

- 1 in 2017
- 2 in 2001
- 3 in 2023
- 4 in 1998
- 5 in 2021
- 5 in 2020



ALL-TIME HOME FIELDS

State Field (1892-1913)



Iowa State's first football teams played on athletic fields west of Morrill Hall, on which much of the Parks Library stands today. The field was fenced for football in 1900 and wooden bleachers were built the same year. The addition of portable bleachers in 1905 provided a seating capacity of well over 2,000 spectators, and reserved seating was featured for the first time.

All-Time Record: 52-12-4 (.794)

First Game:

Tied State Center, 6-6

First Win:

Des Moines Y, 30-0

Last Game:

11/8/1913, Def. Cornell, 14-0

Clyde Williams Field (1914-74)



Clyde Williams Field was home to the Cyclone football team from 1914-74 after Iowa State President Raymond Pearson recommended that permission be given to erect a concrete bleacher on the west side of a field adjacent to the Pike Street line (now Sheldon St.) at a cost estimated at \$35,000. The new facility, which would seat around 5,600 spectators, became known as "New State Field" or just "State Field." In 1938, it was dedicated as Clyde Williams Field before the Iowa State-Kansas Homecoming game on Oct. 22, named after ISU's former football coach (1907-12) and athletic director (1914-1919). The stadium eventually held 36,000 fans.

All-Time Record: 139-113-11 (.549)

First Game:

10/3/1914, Def. Coe, 27-16

First Win:

10/3/1914, Def. Coe, 27-16


100th Win:

11/16/1957, Def. South Dakota, 33-0

Last Game:

11/9/1973, Lost to Nebraska, 23-13

Jack Trice Stadium (1975-Present)



Construction on the stadium began on Oct. 26, 1973 with the first game in the facility played on Sept. 20, 1975, a 17-12 Cyclone win over Air Force. Originally Cyclone Stadium, it was renamed Jack Trice Stadium in 1997 in honor of Jack Trice, Iowa State's first African-American student-athlete who died tragically from injuries sustained in a football game against Minnesota in 1923. It is the nation's only FBS school to have a stadium name dedicated to an African-American. It is now recognized as MidAmerican Energy Field at Jack Trice Stadium.

All-Time Record: 154-148-3 (.510)

First Game:

9/20/1975, Def. Air Force, 17-12

First Win:

9/20/1975, Def. Air Force, 17-12

First Conference Win:

10/30/1976, Def. Kansas State, 45-14

100th Win:

11/10/2007, Def. Colorado, 31-28

ATTENDANCE RECORDS

LARGEST HOME CROWDS

1. 61,500, 15 times

LARGEST ROAD CROWDS

1. 102,498 at Texas, 2018
2. 100,142 at Texas, 2010
3. 100,072 at Texas, 2022
4. 100,018 at Texas, 2012
5. 96,851 at Texas, 2016
6. 92,017 at Texas, 2014
7. 90,201 at Tennessee, 1982
8. 88,872 at Texas, 2006
9. 86,172 at Texas A&M, 2005
10. 86,019 at Oklahoma, 2017

HOME SEASON ATTENDANCE BESTS (AVG.)

1. 60,704 in 2021
2. 60,384 in 2023
3. 59,794 in 2019
4. 57,931 in 2017
5. 57,344 in 2022
6. 56,519 in 2015
7. 56,010 in 2018
8. 55,361 in 2013
9. 55,274 in 2012
10. 53,647 in 2011

CLYDE WILLIAMS FIELD

Year	Home Att.	Home Avg.	Season Att.	Season Avg.
1928	12,922	4,307	43,843	5,480
1929	22,731	5,683	55,279	6,910
1930	13,576	4,525	83,075	10,384
1931	22,573	5,643	60,976	7,622
1932	13,412	2,682	34,208	4,276
1933	15,931	3,983	57,916	7,240
1934	35,384	7,077	80,962	10,120
1935	28,024	5,605	61,979	7,747
1936	27,045	5,409	71,586	8,948
1937	25,091	6,273	90,147	10,016
1938	55,322	13,831	125,917	13,991
1939	36,944	9,236	100,505	11,167
1940	31,608	7,902	94,582	10,509
1941	33,437	8,337	76,829	8,537
1942	24,525	6,131	66,171	7,352
1943	23,866	4,773	35,740	4,468
1944	25,591	5,118	41,237	5,155
1945	30,368	7,592	93,573	11,697
1946	44,745	11,186	149,466	16,607
1947	54,677	10,935	133,904	14,878
1948	68,014	11,336	153,108	15,311
1949	56,533	14,133	182,456	20,273
1950	71,174	14,235	197,151	19,715
1951	49,717	12,429	154,315	17,146
1952	50,488	10,098	161,918	17,991
1953	42,625	10,656	175,758	19,529
1954	51,108	10,222	145,902	16,211
1955	46,508	11,627	185,819	20,647
1956	44,086	11,022	157,508	15,751
1957	50,625	10,125	171,228	17,123
1958	52,282	10,456	143,071	14,307
1959	41,575	10,394	173,996	17,400
1960	63,801	15,950	175,505	17,551
1961	70,361	17,590	210,381	21,038
1962	85,982	17,196	219,500	21,950
1963	67,820	16,955	255,406	28,378
1964	81,192	20,298	247,810	24,781
1965	79,157	15,831	256,180	25,618
1966	93,465	23,366	258,184	25,818
1967	104,585	20,917	299,907	29,991
1968	122,261	24,452	297,427	29,743
1969	127,352	25,470	341,441	34,144
1970	110,185	27,537	355,315	32,301
1971	139,042	27,805	402,273	33,539
1972	166,106	33,221	431,061	35,922
1973	158,482	31,696	430,179	39,107
1974	162,456	32,419	403,101	36,646



ATTENDANCE RECORDS

MIDAMERICAN ENERGY FIELD AT JACK TRICE STADIUM

Year	Record	Home Att.	Home Avg.	Season Att.	Season Avg.
1975	1-4	198,869	39,774	448,385	40,763
1976	5-1	245,885	40,981	464,996	42,272
1977	5-1	264,362	44,060	541,111	45,093
1978	3-2	246,024	49,205	537,567	44,797
1979	2-4	272,732	45,455	577,120	52,465
1980	4-2	300,584	50,097	536,049	48,731
1981	5-2	353,800	50,114	577,265	52,473
1982	2-3	259,531	51,906	583,547	53,049
1983	3-4	344,943	49,278	561,742	51,067
1984	2-2-1	246,868	49,374	506,652	46,059
1985	4-4	346,062	43,258	514,689	46,699
1986	4-2	234,974	39,162	434,529	39,478
1987	2-4	240,990	40,165	424,638	38,603
1988	3-3	262,413	43,736	496,414	45,129
1989	2-4	264,141	44,023	461,906	41,991
1990	3-2-1	265,627	44,271	509,523	46,320
1991	1-4-1	249,935	41,656	475,495	43,227
1992	4-2	225,490	37,582	454,586	41,326
1993	3-3	213,303	35,551	443,955	40,360
1994	0-6	212,760	35,460	465,153	42,287
1995	3-4	262,187	37,455	449,143	40,831
1996	2-4	260,224	43,371	498,571	45,325
1997	1-4	182,433	36,487	467,390	42,490
1998	2-4	211,085	35,181	514,823	46,802
1999	2-4	233,578	38,930	467,240	42,476
2000	4-2	252,122	42,020	491,499	44,682
2001	4-2	271,034	45,172	542,868	49,352
2002	6-1	307,728	43,961	720,207	51,443
2003	2-5	313,757	44,822	550,038	45,836
2004	4-2	249,106	41,518	524,420	43,701
2005	5-1	280,232	46,705	603,972	50,331
2006	4-3	323,197	46,171	654,691	54,558
2007	3-4	346,233	49,462	597,149	49,762
2008	2-4	284,571	47,429	545,695	45,475
2009	4-2	277,453	46,242	556,063	42,774
2010	4-3	317,767	45,395	653,708	54,475
2011	4-2	321,880	53,647	695,010	53,462
2012	3-4	386,917	55,274	698,299	53,715
2013	1-5	332,165	55,361	627,547	52,296
2014	1-6	365,377	52,197	659,117	54,926
2015	3-3	339,113	56,519	642,958	53,580
2016	2-5	367,899	52,557	657,450	54,788
2017	3-3	347,586	57,931	716,765	55,135
2018	6-1	392,072	56,010	735,697	56,592
2019	5-2	418,561	59,794	744,550	57,273
2020*	5-1	55,017	9,170	126,467	10,539
2021	5-1	364,221	60,704	704,823	54,217
2022	3-4	401,411	57,344	718,321	59,860
2023	3-3	362,305	60,384	711,412	54,724
49 Seasons 154-148-3 (.510)		14,076,524	46,152	27,291,215	47,363

*Attendance limited due to COVID-19 pandemic

RECORD CROWDS VS. BIG 12 OPP.

Arizona
Home: 20,908 (1967)
Road: 24,595 (1964)
Arizona State
Home: -
Road: -
Baylor
Home: 58,069 (2022)
Road: 46,825 (2013)
BYU
Home: 29,419 (1974)
Road: 60,754 (2023)
Cincinnati
Home: -
Road: 38,193 (2023)
Colorado
Home: 50,103 (1981)
Road: 51,312 (1972)
Houston
Home: -
Road: -
Kansas
Home: 61,500 (2023)
Road: 51,050 (2007)
Kansas State
Home: 60,561 (2022)
Road: 53,297 (2015)
Oklahoma State
Home: 61,500 (2017, 2019, 2021)
Road: 55,509 (2022)
TCU
Home: 60,535 (2023)
Road: 45,242 (2014)
Texas Tech
Home: 57,908 (2018)
Road: 59,260 (2011)
UCF
Home: -
Road: -
Utah
Home: 43,195 (2010)
Road: 19,156 (1970)
West Virginia
Home: 56,629 (2018)
Road: 55,831 (2017)



MIDAMERICAN ENERGY FIELD AT JACK TRICE STADIUM RECORDS

INDIVIDUAL RECORDS

Most Yards Rushing

378, Troy Davis vs. Missouri, 1996

Most Passing Yards

476, Brandon Weeden, Oklahoma St., 2011

Most Touchdown Passes

6, Graham Harrell, Texas Tech, 2006

Most Receptions

16, Marcus Harris, Wyoming, 1996

Most Yards Receiving

223, Marcus Harris, Wyoming, 1996

Most Yards Total Offense

510, Brock Purdy vs. Louisiana-Monroe, 2019
510, Trevone Boykin, TCU, 2015

Most Touchdowns Scored

5, Joel Lanning vs. Texas Tech, 2016
5, Troy Davis vs. UNI, 1996
5, Troy Davis vs. UNLV, 1995
5, Joe Henderson vs. Kansas, 1988

Most Touchdowns Pass/Run

6, Brock Purdy vs. Louisiana-Monroe, 2019
6, Bret Oberg vs. Oklahoma, 1989
6, Graham Harrell, Texas Tech, 2006

Most Field Goals

5, Bret Culbertson vs. Iowa, 2007
5, Jeff Shudak vs. Missouri, 1990

Most Points Scored

30, Joel Lanning vs. Texas Tech, 2016
30, Troy Davis vs. UNI, 1996
30, Troy Davis vs. UNLV, 1995
30, Joe Henderson vs. Kansas, 1988

TEAM RECORDS

Most Yards Rushing

586 vs. UNLV, 1995

Most Yards Passing

476, Oklahoma State, 2011

Most Yards Total Offense

751, Oklahoma, 2014

Most Points

72 vs. Louisiana-Monroe, 2019

LONGEST PLAYS

Rushing

91*, Graston Norris vs. UNLV, 1995
87, Byron Coston, Rice, 1994

Passing

97*, Sam Richardson to Quenton Bundrage, vs. Texas, 2013
90*, Jammal Lord to Ross Pilkington, Nebraska, 2002
90*, Todd Doxzon to Ed Williams vs. Oklahoma, 1995
90*, Eric Moore to P.J. Mills, Oklahoma, 1995

Punt

80, Judge Johnston vs. Nebraska, 1988
80, Doug Myers vs. Nebraska, 1982

Punt Return

94*, David Allen, Kansas State, 1999

Kickoff Return

100*, Reggie Dunn, Utah, 2010
100*, Mark Bradley, Oklahoma, 2003
98*, DeVondrick Nealy, vs. TCU, 2013
97*, Kene Nwangwu vs. West Virginia, 2016
95*, Chris Smith, Louisiana, 2020

95*, Luther Blue vs. Nebraska, 1976
94*, Kevontae Turpin, TCU, 2017

Field Goal

62, Dave Lawson, Air Force, 1975

Interception Return

94*, Jeremy Reeves vs. UNI, 2010
94*, Dustin Avey vs. Colorado, 1997

*Scored touchdown



The addition of the Sukup End Zone Club in 2015 increased MidAmerican Energy Field at Jack Trice Stadium capacity to 61,500, making it the Big 12 Conference's second-largest stadium.



MISCELLANEOUS RECORDS

LARGEST COMEBACK VICTORIES

Def.Opponent	Score	Time	Final
24 at West Virginia (2013)	7-31	9:05 (2nd)	52-44(3OT)
21 Colorado (2007)	0-21	0:25 (2nd)	31-28
21 at Missouri (1989)	0-21	5:06 (2nd)	35-21
18 Northern Iowa (1946)	0-18	Halftime	20-18
17 Kansas State (2018)	21-38	12:27 (4th)	42-38
17 Northern Iowa (1987)	21-38	End of 3rd	39-38
17 Oklahoma State (2011)	7-24	12:33 (3rd)	37-31(2OT)
17 Drake (1984)	0-17	13:40 (3rd)	21-17
17 at Iowa (2002)	7-24	Halftime	36-31
17 Colorado State (1983)	0-17	14:22 (2nd)	21-17
15 at Kansas State (1983)	12-27	10:21 (3rd)	49-27
14 Baylor (2020)	10-24	12:06 (3rd)	38-31
14 at Oklahoma (2017)	10-24	2:43 (3rd)	38-31
14 at Kansas State (2004)	9-23	14:17 (4th)	37-23
14 Kansas (1983)	21-35	End of 3rd	38-35
14 Northern Illinois (2004)	20-34	7:05 (3rd)	48-41
14 at Missouri (1999)	0-14	7:15 (2nd)	24-21
14 at Kansas (1989)	0-14	3:15 (1st)	24-20

LARGEST 4TH-Q COMEBACK VICTORIES (SINCE 1960)

Def.Opponent	Score	Time	Final
17 Kansas State (2018)	21-38	12:27	42-38
17 at West Virginia (2013)	21-38	13:42	52-44(3OT)
17 Northern Iowa (1987)	21-38	11:00	39-38
14 at Kansas State (2004)	9-23	14:17	37-23
14 Kansas (1983)	21-35	15:00	38-35
11 Kansas State (1993)	6-17	15:00	27-23
11 at Oklahoma (1990)	20-31	15:00	33-31
10 at Rice (1991)	17-27	8:52	28-27
10 at Kansas (1986)	0-10	15:00	13-10
10 Drake (1984)	7-17	13:10	21-17
10 Colorado State (1983)	7-17	9:44	21-17

LAST-MINUTE FIELD GOALS TO WIN OR TIE

- 2019- Connor Assalley vs. Texas (36 yards, 0:00)
- 2014- Cole Netten vs. Iowa (42 yards, 0:02)
- 2007- Bret Culbertson vs. Iowa (28 yards, 0:01)
- 1991- Ty Stewart vs. Rice (40 yards, 0:32)
- 1990- Jeff Shudak vs. Kansas (53 yards, 0:18)
- 1990- Jeff Shudak vs. Missouri (36 yards, 0:14)
- 1987- Jeff Shudak vs. Kansas State (39 yards, 0:46)
- 1986- Rick Frank vs. Kansas (33 yards, 0:05)
- 1985- Rick Frank vs. Vanderbilt (34 yards, 0:03)
- 1983- Marc Bachrodt vs. Kansas (47 yards, 0:03)

MOST POINTS IN A HALF

- 48 1980 vs. Colorado State (1st)
- 45 2019 vs. Louisiana-Monroe (2nd)
- 45 2016 vs. Texas Tech (1st)
- 38 2021 vs. Kansas (1st)
- 38 2001 vs. Northern Iowa (1st)
- 38 2012 at Kansas (1st)
- 37 1983 at Kansas State (2nd)
- 37 1993 vs. Northern Illinois (2nd)
- 37 1995 vs. UNLV (1st)
- 37 2002 vs. Tennessee Tech (1st)

MOST POINTS, FIRST HALF

- 48 1980 vs. Colorado State
- 45 2019 vs. Louisiana-Monroe
- 45 2016 vs. Texas Tech
- 38 2021 vs. Kansas
- 38 2001 vs. Northern Iowa
- 38 2012 at Kansas

MOST POINTS, SECOND HALF

- 37 1983 at Kansas State
- 37 1993 vs. Northern Illinois
- 35 1986 vs. Indiana State
- 34 four times, 2017 vs. Iowa most recent

MOST POINTS IN A QUARTER

- 31 2016 vs. Texas Tech (2nd)
- 29 1983 at Kansas State (4th)
- 28 eight times, 2021 vs. Kansas most recent
- 27 1980 vs. Colorado State (2nd)

MOST POINTS, FIRST QUARTER

- 28 2021 vs. Kansas
- 26 1971 vs. Oklahoma State
- 24 1973 vs. Idaho
- 21 9 times, 2011 at Texas Tech

MOST POINTS, SECOND QUARTER

- 31 2016 vs. Texas Tech
- 28 2020 vs. Kansas State
- 28 2015 at Kansas State
- 28 1969 at Illinois
- 28 2012 at Kansas
- 27 1980 vs. Colorado State
- 24 2010 vs. Texas Tech

MOST POINTS, THIRD QUARTER

- 28 1986 vs. Indiana State
- 28 1993 vs. Northern Illinois
- 24 1962 vs. Colorado
- 23 2002 at Iowa

MOST POINTS, FOURTH QUARTER

- 29 1983 at Kansas State
- 28 2004 at Kansas State
- 28 2010 vs. Texas Tech
- 24 2019 vs. Louisiana-Monroe
- 24 1995 vs. Ohio
- 24 2013 at West Virginia

OVERTIME RECORDS

- Overall: 5-9
- Home: 4-4
- Road: 1-5
- Single OT: 0-7
- Double OT: 1-2
- Triple OT: 4-0



Allen Lazard's touchdown catch in the final moments at Oklahoma in 2017 capped off an incredible comeback victory.

LONGEST DRIVES (SINCE 2002)

Most Plays, One Drive

- 21 2022 at Iowa
- 19 2015 at West Virginia
- 19 2002 vs. Florida State
- 18 2021 at Kansas State
- 18 2017 vs. UNI
- 18 2011 vs. UNI
- 18 2005 at Missouri
- 18 2002 at Texas

Most Yards, One Drive

- 99 2022 at Iowa
- 99 2013 at West Virginia
- 98 2013 vs. Texas
- 98 2008 at UNLV
- 97 2020 vs. Kansas State
- 97 2007 at Nebraska
- 95 2018 at Kansas

Most Time Elapsed, One Drive

- 11:49 2022 at Iowa
- 10:19 2002 vs. Florida State
- 10:02 2021 at Kansas State
- 9:35 2021 vs. Oklahoma State
- 9:27 2002 at Texas
- 9:15 2005 at Missouri

SEASON OPENER PERFORMANCES

Top Rushing Efforts

- 291 Troy Davis vs. Ohio, 1995
- 213 Blaise Bryant vs. Ohio, 1989
- 177 Blaise Bryant vs. UNI, 1990
- 172 Ennis Haywood vs. Indiana State, 1999
- 169 Tommy Davis at Tennessee, 1982
- 169 Rocky Gillis vs. Bowling Green, 1979
- 165 Dexter Green at Rice, 1978
- 159 Ennis Haywood vs. Ohio, 2000
- 152 Dave Hoppmann vs. Drake, 1960
- 146 Troy Davis vs. Wyoming, 1996
- 143 Mike Strachan at Colorado State, 1972
- 143 Max Burkett vs. South Dakota State, 1954
- 141 Stan Cozzi vs. South Dakota State, 1952
- 137 Tom Watkins at Drake, 1959
- 133 J.J. Bass vs. Kent State, 2007
- 124 Dwight Nichols vs. Drake, 1958
- 123 Tony Baker vs. Drake, 1965
- 121 Dwayne Crutchfield vs. Louisiana-Monroe, 1980
- 120 Shontrelle Johnson vs. Tulsa, 2012
- 120 Chris Ulrich (FB) vs. Ohio, 1992
- 116 Dwayne Crutchfield vs. West Texas State, 1981
- 114 Maury Schnell vs. Colorado, 1950
- 112 Darren Davis vs. Indiana State, 1999
- 111 Stevie Hicks vs. UNI, 2004
- 107 Ennis Haywood vs. UNI, 2001
- 104 Jirehl Brock vs. Southeast Missouri, 2022
- 100 Buddy Hardeman (QB) vs. Drake, 1976

Top Receiving Efforts

- 175 Tracy Henderson at Iowa, 1984
- 130 James Brooks vs. Northern Illinois, 1993
- 129 Allen Lazard vs. UNI, 2016
- 128 Xavier Hutchinson vs. Southeast Missouri, 2022
- 126 Deshaunte Jones vs. UNI, 2019
- 116 Ed Williams vs. Oklahoma State, 1997
- 113 Otto Stowe at New Mexico, 1970
- 110 Bob Angle vs. Dubuque, 1949
- 108 Allen Lazard vs. UNI, 2017
- 103 Justin Coleman vs. UNI, 2013

Top Passing Efforts

- 314 Bret Meyer vs. Illinois State, 2005
- 313 Seneca Wallace vs. Florida State, 2002



RECORD VS. RANKED OPPONENTS

IOWA STATE VS. AP TOP 25 TEAMS

No. 1	0-10
No. 2	1-9
No. 3	1-16-1
No. 4	1-13
No. 5	0-8-1
No. 6	1-10
No. 7	3-15
No. 8	3-2
No. 9	2-10
No. 10.....	0-10
No. 11.....	0-4
No. 12.....	0-11
No. 13.....	0-7
No. 14.....	1-14
No. 15.....	1-5
No. 16.....	1-11
No. 17.....	0-7
No. 18.....	3-6
No. 19.....	3-11
No. 20.....	2-5
No. 21.....	0-5
No. 22.....	3-5
No. 23.....	0-3
No. 24.....	0-1
No. 25.....	2-5
Totals	28-203-2

*vs. teams ranked in the AP Top 25 at kickoff

Record vs. Top 25 At Home

16-94-1

Record vs. Top 25 At Opponents' Field

11-102-1

Record vs. Top 25 At Neutral Sites

1-7

WINS OR TIES VS. TOP 25 OPPONENTS

No. 2

Iowa State 37, Oklahoma St. 31 (2OT)- Ames in 2011

No. 3

Iowa State 23, Nebraska 23- Ames in 1972

Iowa State 38, Oklahoma 31- Norman in 2017

No. 4

Iowa State 14, TCU 7- Ames in 2017

No. 5

Iowa State 7, Oklahoma 7- Norman in 1981

No. 6

Iowa State 30, West Virginia 14- Ames in 2018

No. 7

Iowa State 21, Missouri 17- Columbia in 1976

Iowa State 15, Oklahoma State 10- Ames in 1985

Iowa State 19, Nebraska 10- Ames in 1992

No. 8

Iowa State 34, Missouri 13- Ames in 1981

Iowa State 23, Iowa 3- Ames in 2005

Iowa State 24, Oklahoma State 21- Ames in 2021

No. 9

Iowa State 37, Nebraska 28- Ames in 1976

Iowa State 24, Nebraska 21- Lincoln in 1977

No. 14

Iowa State 17, Missouri 7- Ames in 1973

No. 15

Iowa State 37, TCU 23- Ft. Worth in 2012

No. 16

Iowa State 33, Oklahoma 31- Norman in 1990

No. 18

Iowa State 28, Oklahoma State 12- Ames in 1973

Iowa State 27, Kansas State 23- Ames in 1993

Iowa State 37, Oklahoma 30- Ames in 2020

No. 19

Iowa State 41, Texas Tech 7- Lubbock in 2011

Iowa State 21, Memphis 20- Memphis in 2017

Iowa State 42, Kansas State 35- Manhattan in 2023

No. 20

Iowa State 36, Nebraska 14- Ames in 2002

Iowa State 23, Texas 20- Austin in 2020

No. 22

Iowa State 30, Colorado 16- Ames in 2005

Iowa State 28, Texas 21- Austin in 2010

Iowa State 23, Texas 21- Ames in 2019

No. 25

Iowa State 48, Oklahoma State 42- Stillwater in 2018

Iowa State 34, Oregon 17- Glendale, Ariz., in 2020



Jeff Woody scores the game-winning touchdown in the second overtime to help Iowa State defeat No. 2 Oklahoma State, 37-31, on Nov. 18, 2011. It's the highest-ranked team the Cyclones have defeated in school history.

BOWL GAME RECORDS

OFFENSE - INDIVIDUAL

Rushing Attempts

ISU: 34, Breece Hall vs. Oregon, 2021 Fiesta Bowl
Opp: 34, Curtis Dickey, Texas A&M, 1978 Hall of Fame Bowl

Rushing Yards

ISU: 172, Dexter Green vs. N.C. State, 1977 Peach Bowl
Opp: 276, Curtis Dickey, Texas A&M, 1978 Hall of Fame Bowl

Rushing Touchdowns

ISU: 2, twice
Opp: 3, twice

Longest Rush

ISU: 43, Ennis Haywood vs. Alabama, 2001 Independence Bowl
Opp: 84*, Tony Jones Jr., Notre Dame, 2019 Camping World Bowl

Pass Attempts

ISU: 42, Seneca Wallace vs. Alabama, 2001 Independence Bowl
Opp: 49, Gardner Minshew, Washington St., 2018 Alamo Bowl

Pass Completions

ISU: 25, Seneca Wallace vs. Alabama, 2001 Independence Bowl
Opp: 35, Gardner Minshew, Washington St., 2018 Alamo Bowl

Passing Yards

ISU: 446, Rocco Becht at Memphis, 2023 Liberty Bowl
Opp: 364, Seth Henigan, Memphis, 2023 Liberty Bowl

Passing Touchdowns

ISU: 3, Bret Meyer vs. TCU, 2005 EV1.net Bowl;
Rocco Becht at Memphis, 2023 Liberty Bowl
Opp: 4, Seth Henigan, Memphis, 2023 Liberty Bowl

Pass Interceptions Thrown

ISU: 2, seven times
Opp: 1, 10 times



Dexter Green rushed for 172 yards vs. N.C. State in the 1977 Peach Bowl to set the school record for most rushing yards in a bowl game.

Receptions

ISU: 10, Allen Lazard at Memphis, 2017 Liberty Bowl
Opp: 8, Roc Taylor, Memphis, 2023 Liberty Bowl

Receiving Yards

ISU: 214, Jayden Higgins at Memphis, 2023 Liberty Bowl
Opp: 165, Andy Hamilton, LSU, 1971 Sun Bowl

Receiving Touchdowns

ISU: 2, Todd Blythe vs. TCU, 2005 EV1.net Bowl;
Chris Anthony vs. Pittsburgh, 2000 Insight.com Bowl;
Ike Harris vs. Georgia Tech, 1972 Liberty Bowl
Opp: 2, Antonio Bryant, Pittsburgh, 2000 Insight.com Bowl

Longest Reception

ISU: 69*, Ernst Brun vs. Tulsa, 2012 Liberty Bowl
Opp: 86*, by Brandon Coleman, Rutgers, 2011 Pinstripe Bowl

Total Offense

ISU: 442, Rocco Becht at Memphis, 2023 Liberty Bowl
Opp: 391, Seth Henigan, Memphis, 2023 Liberty Bowl

Points Scored

ISU: 12, Breece Hall vs. Oregon, 2021 Fiesta Bowl;
Brock Purdy vs. Oregon, 2021 Fiesta Bowl;
Brock Purdy vs. Washington St., 2018 Alamo Bowl;
Todd Blythe vs. TCU, 2005 EV1.net Bowl;
Chris Anthony vs. Pittsburgh, 2000 Insight.com Bowl;
Ike Harris vs. Georgia Tech, 1972 Liberty Bowl;
Opp: 18, twice

DEFENSE - INDIVIDUAL

Total Tackles

ISU: 19, A.J. Klein vs. Tulsa, 2012 Liberty Bowl
Opp: 15, Kim Royston, Minnesota, 2009 Insight Bowl;
Ramon Walker, Pittsburgh, 2000 Insight.com Bowl

Tackles For Loss (Since 1977)

ISU: 5, Jason Berryman vs. TCU, 2005 EV1.net Bowl
Opp: 5, Chandle Martin, Memphis, 2023 Liberty Bowl

Sacks (Since 2000)

ISU: 5, Jason Berryman vs. TCU, 2005 EV1.net Bowl
Opp: 3, twice

Fumbles Forced

ISU: 1, 11 times
Opp: 1, 10 times

Fumbles Recovered

ISU: 2, O'Rien Vance vs. Oregon, 2021 Fiesta Bowl;
Nik Moser vs. TCU, 2005 EV1.net Bowl
Opp: 2, Lloyd Frye, LSU, 1971 Sun Bowl

Interceptions

ISU: 1, 10 times
Opp: 2, Kyle Theret, Minnesota, 2009 Insight Bowl

SPECIAL TEAMS - INDIVIDUAL

Punt Returns

ISU: 4, Todd Miller vs. Boise State, 2002 Humanitarian Bowl
Opp: 5, Tim Gilligan, Boise State, 2002 Humanitarian Bowl

BOWL GAME RECORDS

Punt Return Yards

ISU: 72, JaMaine Billups vs. Pittsburgh, 2000 Insight.com Bowl
Opp: 76, Cory Rodgers, TCU, 2005 EV1.net Bowl

Longest Punt Return

ISU: 72*, JaMaine Billups vs. Pittsburgh, 2000 Insight.com Bowl
Opp: 44, Ryne Robinson, Miami (Ohio), 2004 Independence Bowl

Kickoff Returns

ISU: 5, Willie Jones vs. Georgia Tech, 1972 Liberty Bowl
Opp: 6, Torrie Cox, Pittsburgh, 2000 Insight.com Bowl

Kickoff Return Yards

ISU: 166, Willie Jones vs. Georgia Tech, 1972 Liberty Bowl
Opp: 107, Kris Hutson, Oregon, 2021 Fiesta Bowl

Longest Kickoff Return

ISU: 93*, Willie Jones vs. Georgia Tech, 1972 Liberty Bowl
Opp: 46, Brock Forsey, Boise State, 2002 Humanitarian Bowl

Punts

ISU: 9, Doug Keown vs. LSU, 1971 Sun Bowl
Opp: 8, three times

Punt Yards

ISU: 337, Troy Blankenship vs. TCU, 2005 EV1.net Bowl
Opp: 363, Mike Wafzig, Miami (Ohio), 2004 Independence Bowl

Punt Average

ISU: 47.3, Tony Yelk vs. Alabama, 2001 Independence Bowl
Opp: 49.7, Justin Doerner, Rutgers, 2011 Pinstripe Bowl

Field Goals Made

ISU: 3, Connor Assalley vs. Notre Dame, 2019 Camping World Bowl
Opp: 4, Jonathan Doerer, Notre Dame, 2019 Camping World Bowl

Field Goals Attempted

ISU: 5, Tony Yelk vs. Alabama, 2001 Independence Bowl
Opp: 4, Jonathan Doerer, Notre Dame, 2019 Camping World Bowl

Longest Field Goal

ISU: 50, Connor Assalley vs. Washington St., 2018 Alamo Bowl
Opp: 51, B.T. Potter, Clemson, 2021 Cheez-it Bowl

Blocked Kicks

ISU: 1, Anthony Forrest vs. Boise State, 2002 Humanitarian Bowl;
Tim Dobbins vs. Miami (Ohio), 2004 Independence Bowl
Opp: 1, three times

*Touchdown



JaMaine Billups owns the school record for longest punt return in a bowl game with a 72-yard return for a TD in the 2000 Insight.com Bowl.

OFFENSE - TEAM

Most Points Scored

ISU: 37 vs. Pittsburgh, 2000 Insight.com Bowl
Opp: 36, Memphis, 2023 Liberty Bowl

Most Points Scored, Quarter

ISU: 21 vs. Oregon (2Q), 2021 Fiesta Bowl
Opp: 19, Memphis (1Q), 2023 Liberty Bowl

Most Points Scored, Half

ISU: 28 vs. Oregon (1H), 2021 Fiesta Bowl
Opp: 27, twice

Rushing Attempts

ISU: 59 vs. Miami (Ohio), 2004 Independence Bowl
Opp: 60, Tulsa, 2012 Liberty Bowl

Rushing Yards

ISU: 295 vs. Miami (Ohio), 2004 Independence Bowl
Opp: 322, Texas A&M, 1978 Hall of Fame Bowl

Rushing Touchdowns

ISU: 3, twice
Opp: 4, twice

Pass Attempts

ISU: 42, twice
Opp: 49, Washington State, 2018 Alamo Bowl

Pass Completions

ISU: 25 vs. Alabama, 2001 Independence Bowl
Opp: 35, Washington State, 2018 Alamo Bowl

Passing Yards

ISU: 446 at Memphis, 2023 Liberty Bowl
Opp: 364, Memphis, 2023 Liberty Bowl



Sage Rosenfels was named offensive MVP of the 2000 Insight.com Bowl after throwing for 308 yards.

BOWL GAME RECORDS

Passing Touchdowns

ISU: 3 vs. TCU, 2005 EV1.net Bowl;
at Memphis, 2023 Liberty Bowl
Opp: 4, Memphis, 2023 Liberty Bowl

First Downs

ISU: 27 vs. N.C. State, 1977 Peach Bowl
Opp: 23, twice

Total Offense

ISU: 515 vs. Washington State, 2018 Alamo Bowl
Opp: 530, Memphis, 2023 Liberty Bowl

DEFENSE - TEAM

Fewest Points Allowed

ISU: 13 vs. Minnesota, 2009 Insight Bowl;
vs. Miami (Ohio), 2004 Independence Bowl
Opp: 9, Notre Dame, 2019 Camping World Bowl

Sacks (Since 2000)

ISU: 6 vs. Memphis, 2017 Liberty Bowl;
vs. TCU, 2005 EV1.net Bowl
Opp: 5, twice

Fumbles Forced

ISU: 5 vs. Georgia Tech, 1972 Liberty Bowl
Opp: 5, LSU, 1971 Sun Bowl

Fumbles Recovered

ISU: 3 vs. Oregon, 2021 Fiesta Bowl
Opp: 4, LSU, 1971 EV1.net Bowl

Interceptions

ISU: 1, 10 times
Opp: 2, eight times

Special Teams

Punts

ISU: 9 vs. LSU, 1971 Sun Bowl
Opp: 8, twice

Punt Average

ISU: 44.0 vs. Memphis, 2017 Liberty Bowl
Opp: 49.7, Rutgers, 2011 Insight Bowl

MISCELLANEOUS

Attendance

High: 60,675 in 2018 Alamo Bowl vs. Washington State



Ernst Brun's 69-yard touchdown reception in the 2012 Liberty Bowl is the longest catch by a Cyclone in a bowl game.

RECORDS VS. OPPONENTS

RECORDS VS. OPPONENTS

Team	First	W	L	T
Air Force	1975	2	0	0
Akron	2017	2	0	0
Alabama	2001	0	1	0
Arizona	1948	1	4	1
Arkansas	1973	0	1	0
Army	1964	2	1	0
Ball State	1998	1	0	0
Baylor	1988	10	12	0
Boise State	2002	0	1	0
Boston College	1961	0	1	0
Bowling Green	1977	2	0	0
BYU	1968	5	0	0
Buffalo	1968	1	0	0
Butte Athletic Club	1895	0	1	0
California	1963	0	1	0
Camp Dodge	1918	0	1	0
Central (Iowa)	1933	1	0	0
Central Oklahoma	1922	0	1	0
Cincinnati	2023	1	0	0
Clemson	2021	0	1	0
Coe	1902	16	2	0
Colorado	1946	15	49	1
Colorado State	1966	4	1	0
Connecticut	2002	1	1	0
Cornell (Iowa)	1893	14	3	1
Creighton	1920	1	0	0
Dayton	1977	1	0	0
Denver	1933	7	3	0
Des Moines U	1904	4	0	0
Des Moines Y	1892	4	0	0
Detroit	1931	1	1	0
Doane	1944	1	0	0
Drake	1898	49	17	4
Dubuque	1949	1	0	0
Eastern Illinois	1991	1	0	0
Eldora	1896	1	0	0
Ellsworth	1915	1	0	0
Florida State	1975	1	1	0
Fort Dodge	1894	1	0	0
Georgia Tech	1972	0	1	0
Grinnell	1893	20	10	3
Gustavus Adolphus	1944	1	0	0
Highland Park	1903	2	0	0
Idaho	1971	2	0	0
Illinois	1927	1	3	2
Illinois State	2005	1	0	0
Indiana State	1986	2	0	0
Iowa	1894	23	47	0
Iowa Falls	1896	1	0	0
Iowa Pre-Flight	1943	0	1	0
Kansas	1898	45	52	6
Kansas State	1917	53	50	4
Kent State	1971	6	1	0
Louisiana-Monroe	1980	2	0	0
Louisiana	2020	0	1	0
Louisiana State	1971	0	1	0
Loyola (La.)	1930	0	1	0
Luther	1934	3	0	0
Marquette	1927	2	8	1
Memphis	2017	1	1	0
Miami (Ohio)	2004	1	0	0
Michigan State	1947	0	2	0
Minnesota	1895	3	22	1
Missouri	1896	34	61	9
Morningside	1906	8	1	0

RECORDS VS. OPPONENTS

Team	First	W	L	T
Nebraska	1896	18	85	2
Nebraska Wesleyan	1924	1	0	0
New Mexico	1965	5	1	0
New Mexico State	1983	0	1	0
North Carolina State	1977	0	1	0
North Dakota State	2009	1	1	0
Northern Illinois	1993	3	1	0
Northern Iowa	1899	25	6	3
Northwestern (Ill.)	1895	1	7	0
Notre Dame	2019	0	1	0
Ohio	1962	8	1	0
Oklahoma	1928	7	80	2
Oklahoma State	1926	21	34	3
Omaha Guards	1903	1	0	0
Oregon	2020	1	0	0
Oregon State	1962	0	1	0
Ottumwa NAS	1943	0	1	0
Pacific	1960	2	1	0
Panora	1894	2	0	0
Pittsburgh	2000	1	0	0
Rice	1930	2	3	0
Rush Medical	1898	1	0	0
Rutgers	2011	0	1	0
San Diego State	1970	3	3	0
San Jose State	1958	4	0	0
Simpson	1894	15	1	1
Sioux City	1895	1	0	0
South Carolina	1967	0	1	0
South Dakota	1899	9	0	0
South Dakota State	1952	3	0	0
Southeast Missouri	2022	1	0	0
State Center	1892	0	0	1
Still College	1901	2	0	0
Syracuse	1957	0	1	1
Tennessee	1982	0	1	0
Tennessee Tech	2002	1	0	0
Texas	1979	5	16	0
Texas A&M	1978	1	10	0
TCU	1995	6	9	0
Texas Tech	1967	8	13	0
Toledo	2006	2	2	0
Troy	2002	1	0	0
Tulane	1987	3	1	0
Tulsa	1961	3	1	0
UCLA	1926	1	1	0
UNLV	1995	5	1	0
Upper Iowa	1935	1	0	0
Utah	1970	4	1	0
Utah State	1985	1	0	0
Vanderbilt	1983	1	1	0
Villanova	1942	0	2	0
Virginia Military	1963	1	0	0
Washington	1974	0	1	0
Washington State	2018	0	1	0
Washington (Mo.)	1913	6	1	0
Wayne State	1951	1	0	0
West Texas A&M	1981	2	0	0
West Virginia	2012	5	6	0
Western Illinois	2012	1	0	0
Western Michigan	1990	1	1	0
Wichita State	1977	2	0	0
William Penn	1900	2	0	0
Wisconsin	1895	0	7	0
Wyoming	1986	1	3	0

TOTALS **566 678 46**



ALL-TIME SERIES RESULTS

AIR FORCE

Games: 2
 Series Record: 2-0-0
 Home: 1-0-0
 Away: 1-0-0
 9-20-1975 H W, 17-12
 9-18-1976 A W, 41-6

AKRON

Games: 2
 Series Record: 2-0-0
 Home: 1-0-0
 Away: 1-0-0
 9-17-2017 A W, 41-14
 9-22-2018 H W, 26-13

ALABAMA

Games: 1
 Series Record: 0-1-0
 Neutral: 0-1-0
 12-27-2001 N L, 13-14

ARIZONA

Games: 6
 Series Record: 1-4-1
 Home: 0-1-0
 Away: 1-3-1
 11-20-1948 A L, 7-14
 11-25-1950 A L, 26-27
 9-27-1958 A W, 14-10
 11-21-1964 A T, 0-0
 11-19-1966 A L, 24-27
 9-21-1968 H L, 12-21

ARKANSAS

Games: 1
 Series Record: 0-1-0
 Away: 0-1-0
 9-29-1973 A L, 19-21

ARMY

Games: 3
 Series Record: 2-1-0
 Home: 1-0-0
 Away: 1-1-0
 10-31-1964 A L, 7-9
 9-23-2005 A W, 28-21
 9-26-2009 H W, 31-10

BALL STATE

Games: 1
 Series Record: 1-0-0
 Home: 1-0-0
 9-19-1998 H W, 38-0

BAYLOR

Games: 22
 Series Record: 10-12-0
 Home: 6-5-0
 Away: 4-7-0
 9-17-1988 H L, 0-35
 10-26-1996 A L, 21-49
 10-25-1997 H W, 24-17
 9-30-2000 A W, 31-17
 9-29-2001 H W, 41-0
 10-23-2004 A W, 26-25

10-8-2005 H L, 13-23
 10-11-2008 A L, 10-38
 10-17-2009 H W, 24-10
 10-8-2011 A L, 26-49
 10-27-2012 H W, 35-21
 10-19-2013 A L, 7-71
 9-27-2014 H L, 28-49
 10-24-2015 A L, 27-45
 10-1-2016 H L, 42-45
 11-18-2017 A W, 23-13
 11-10-2018 H W, 28-14
 9-28-2019 A L, 21-23
 9-27-2020 H W, 38-31
 9-25-2021 A L, 29-31
 9-24-2022 H L, 24-31
 10-28-2023 A W, 30-18

BOISE STATE

Games: 1
 Series Record: 0-1-0
 Away: 0-1-0
 12-31-2002 A L, 16-34

BOSTON COLLEGE

Games: 1
 Series Record: 0-1-0
 Away: 0-1-0
 11-4-1961 A L, 10-14

BOWLING GREEN

Games: 2
 Series Record: 2-0-0
 Home: 1-0-0
 Away: 1-0-0
 9-24-1977 A W, 35-21
 9-15-1979 H W, 38-10

BYU

Games: 5
 Series Record: 5-0-0
 Home: 2-0-0
 Away: 3-0-0
 9-28-1968 A W, 28-20
 9-27-1969 H W, 10-0
 10-13-1973 A W, 26-24
 9-28-1974 H W, 34-7
 11-11-2023 A W, 45-13

BUFFALO

Games: 1
 Series Record: 1-0-0
 Home: 1-0-0
 9-14-1968 H W, 28-10

BUTTE ATHLETIC CLUB

Games: 1
 Series Record: 0-1-0
 Away: 0-1-0
 9-15-1895 A L, 10-12

CALIFORNIA

Games: 1
 Series Record: 0-1-0
 Away: 0-1-0
 9-21-1963 A L, 8-15

CAMP DODGE

Games: 1
 Series Record: 0-1-0
 Home: 0-1-0
 11-9-1918 H L, 0-6

CENTRAL

Games: 1
 Series Record: 1-0-0
 Home: 1-0-0
 9-23-1933 H W, 14-0

CENTRAL OKLAHOMA

Games: 1
 Series Record: 0-1-0
 Home: 0-1-0
 11-18-1922 H L, 13-14

CINCINNATI

Games: 1
 Series Record: 1-0-0
 Away: 1-0-0
 10-14-2023 A W, 30-10

CLEMSON

Games: 1
 Series Record: 0-1-0
 Neutral: 0-1-0
 12-29-2021 N L, 13-20

COE

Games: 18
 Series Record: 16-2-0
 Home: 16-2-0
 11-8-1902 H W, 53-0
 10-17-1903 H W, 36-5
 10-1-1904 H W, 22-0
 9-30-1905 H W, 29-0
 11-18-1905 H W, 28-6
 10-5-1906 H W, 36-0
 10-4-1907 H W, 18-0
 10-3-1908 H W, 34-0
 10-2-1909 H W, 11-5
 10-1-1910 H W, 12-0
 10-7-1911 H W, 25-0
 10-3-1914 H W, 27-6
 10-6-1917 H W, 7-0
 10-4-1919 H W, 3-0
 10-2-1920 H L, 0-6
 10-1-1921 H W, 28-3
 10-7-1922 H L, 0-24
 9-23-1939 H W, 19-0

COLORADO

Games: 65
 Series Record: 15-49-1
 Home: 9-24-0
 Away: 6-25-1
 9-21-1946 A L, 7-13
 9-27-1947 H L, 0-7
 10-16-1948 H W, 18-7
 10-8-1949 A W, 13-6
 9-23-1950 H W, 14-7
 11-3-1951 A L, 20-47
 10-18-1952 H L, 12-21
 10-31-1953 A L, 34-41

10-16-1954 H L, 0-20
 11-19-1955 A L, 0-40
 10-20-1956 H L, 0-52
 11-23-1957 A L, 21-38
 10-18-1958 H L, 0-20
 10-17-1959 A W, 27-0
 10-15-1960 H L, 6-21
 11-25-1961 A L, 0-34
 10-20-1962 H W, 57-19
 10-19-1963 A W, 19-7
 10-17-1964 H L, 7-14
 10-16-1965 A T, 10-10
 10-15-1966 H L, 21-41
 10-7-1967 A L, 0-34
 10-5-1968 H L, 18-28
 10-11-1969 H L, 0-14
 10-10-1970 A L, 10-61
 10-9-1971 H L, 14-24
 10-14-1972 A L, 22-34
 10-6-1973 H L, 16-23
 10-12-1974 A L, 7-34
 11-1-1975 H L, 27-28
 10-23-1976 A L, 14-33
 11-5-1977 H L, 7-12
 11-18-1978 A W, 20-16
 11-3-1979 H W, 24-10
 11-1-1980 A L, 9-17
 10-24-1981 H W, 17-10
 10-23-1982 A W, 31-14
 10-15-1983 H W, 22-10
 10-13-1984 A L, 21-23
 10-19-1985 H L, 6-40
 10-18-1986 A L, 3-31
 10-31-1987 H L, 10-42
 10-29-1988 A L, 12-24
 10-14-1989 H L, 17-52
 10-13-1990 A L, 12-28
 11-23-1991 H L, 14-17
 11-21-1992 A L, 10-33
 11-20-1993 H L, 16-21
 11-19-1994 A L, 20-41
 10-21-1995 H L, 28-50
 11-9-1996 A L, 42-49
 11-8-1997 H L, 38-43*
 11-14-1998 A L, 8-37
 10-23-1999 H L, 12-16
 11-11-2000 A W, 35-27
 11-10-2001 H L, 27-40
 11-16-2002 A L, 27-41
 11-15-2003 H L, 10-44
 10-16-2004 A L, 14-19
 11-12-2005 H W, 30-16
 11-11-2006 A L, 16-33
 11-10-2007 H W, 31-28
 11-8-2008 A L, 24-28
 11-14-2009 H W, 17-10
 11-13-2010 A L, 14-34
 *Game later forfeited

COLORADO STATE

Games: 5
 Series Record: 4-1-0
 Home: 3-0-0
 Away: 1-1-0
 11-26-1966 A L, 10-34
 9-26-1970 H W, 37-6



ALL-TIME SERIES RESULTS

9-16-1972 A W, 41-0
 10-4-1980 H W, 69-0
 9-24-1983 H W, 21-17

CONNECTICUT

Games: 2
 Series Record: 1-1-0
 Home: 0-1-0
 Away: 1-0-0
 11-23-2002 H L, 20-37
 11-16-2011 A W, 24-20

CORNELL (IOWA)

Games: 18
 Series Record: 14-3-1
 Home: 10-1-1
 Away: 3-2-0
 Neutral: 1-0-0
 1893 H L, 6-14
 9-5-1896 N W, 50-0
 9-30-1899 A W, 32-0
 11-24-1900 H W, 17-0
 11-21-1901 H W, 28-12
 10-25-1902 A L, 15-17
 11-20-1903 A W, 41-0
 11-18-1904 H W, 41-6
 9-29-1906 H W, 81-0
 10-26-1907 H W, 17-0
 10-17-1908 A L, 0-6
 11-6-1909 H W, 18-6
 11-11-1911 H W, 17-0
 11-9-1912 A W, 21-0
 11-8-1913 H W, 14-0
 11-7-1914 H W, 69-0
 9-28-1935 H T, 6-6
 10-17-1936 H W, 38-0

CREIGHTON

Games: 1
 Series Record: 1-0-0
 Away: 1-0-0
 11-6-1920 A W, 17-0

DAYTON

Games: 1
 Series Record: 1-0-0
 Home: 1-0-0
 10-1-1977 H W, 17-13

DENVER

Games: 10
 Series Record: 7-3-0
 Home: 1-1-0
 Away: 6-2-0
 9-29-1933 A W, 18-13
 9-23-1938 A W, 14-7
 9-29-1939 A L, 0-6
 9-27-1940 A L, 7-14
 9-26-1941 A W, 7-6
 9-25-1942 A W, 7-0
 9-17-1955 H L, 7-19
 9-15-1956 A W, 13-10
 9-21-1957 H W, 10-0
 9-25-1959 A W, 28-12

DES MOINES U

Games: 4
 Series Record: 4-0-0
 Home: 4-0-0
 11-12-1904 H W, 16-0
 10-6-1906 H W, 45-0
 10-30-1909 H W, 23-0
 10-15-1910 H W, 17-0

DES MOINES YMCA

Games: 4
 Series Record: 4-0-0
 Home: 1-0-0
 Away: 2-0-0
 Neutral: 1-0-0
 1892 H W, 30-0
 9-3-1894 A W, 18-4
 10-17-1896 N W, 24-16
 11-21-1896 A W, 15-0

DETROIT

Games: 2
 Series Record: 1-1-0
 Away: 1-1-0
 10-9-1931 A L, 0-20
 9-23-1960 A W, 44-21

DOANE

Games: 1
 Series Record: 1-0-0
 Home: 1-0-0
 10-7-1944 H W, 59-0

DRAKE

Games: 70
 Series Record: 49-17-4
 Home: 25-5-1
 Away: 24-12-3
 10-29-1898 H W, 17-16
 11-10-1900 A L, 0-16
 11-16-1901 H L, 5-12
 11-15-1902 A T, 0-0
 11-26-1903 A W, 16-0
 11-24-1904 A W, 19-0
 11-30-1905 A W, 17-12
 11-29-1906 A W, 7-0
 11-30-1907 A W, 13-8
 11-26-1908 A W, 12-6
 11-25-1909 A L, 0-11
 11-24-1910 A W, 2-0
 11-25-1911 A W, 6-0
 11-23-1912 A W, 27-3
 11-22-1913 A W, 26-3
 11-21-1914 A W, 52-0
 11-25-1915 A W, 28-14
 11-30-1916 A W, 32-14
 11-29-1917 A W, 47-0
 11-27-1919 A W, 14-0
 11-5-1921 A W, 7-0
 11-4-1922 A L, 7-14
 11-3-1923 A L, 0-21
 11-22-1924 H W, 10-0
 11-21-1925 A W, 7-6
 11-13-1926 H W, 13-7
 11-5-1927 A W, 7-0
 11-24-1928 A L, 0-18

11-16-1929 H L, 0-7
 11-22-1930 A L, 19-20
 11-14-1931 H L, 6-7
 11-19-1932 H W, 34-13
 11-25-1933 A T, 7-7
 11-17-1934 H W, 33-12
 11-16-1935 A T, 7-7
 11-21-1936 H W, 21-7
 10-23-1937 A L, 0-30
 11-5-1938 H W, 14-0
 10-21-1939 A L, 0-7
 11-9-1940 H W, 7-6
 11-15-1941 A L, 13-14
 10-17-1942 H W, 29-6
 11-13-1943 H W, 20-0
 11-18-1944 H W, 9-0
 11-17-1945 A W, 8-6
 11-9-1946 H T, 7-7
 11-8-1947 A W, 36-6
 11-6-1948 H W, 2-0
 11-5-1949 A W, 21-8
 11-11-1950 H L, 21-35
 10-27-1951 A W, 13-0
 11-8-1952 H W, 55-7
 10-24-1953 A L, 7-12
 10-30-1954 H W, 35-0
 10-29-1955 A L, 21-27
 11-3-1956 H W, 39-14
 11-2-1957 A L, 0-20
 9-20-1958 H W, 33-0
 9-19-1959 A W, 41-0
 9-17-1960 H W, 46-0
 9-16-1961 A W, 21-0
 9-15-1962 H W, 14-7
 9-19-1964 H W, 25-0
 9-18-1965 H W, 21-0
 9-11-1976 H W, 58-14
 9-30-1978 H W, 35-7
 9-25-1982 H W, 35-10
 9-15-1984 H W, 21-17
 10-5-1985 H L, 17-20
 12-1-2018 H W, 27-24

DUBUQUE

Games: 1
 Series Record: 1-0-0
 Home: 1-0-0
 9-17-1949 H W, 64-0

EASTERN ILLINOIS

Games: 1
 Series Record: 1-0-0
 Home: 1-0-0
 9-7-1991 H W, 42-13

ELDORA

Games: 1
 Series Record: 1-0-0
 Away: 1-0-0
 11-28-1896 A W, 62-0

ELLSWORTH

Games: 1
 Series Record: 1-0-0
 Away: 1-0-0
 9-25-1915 H W, 31-0

FLORIDA STATE

Games: 2
 Series Record: 1-1-0
 Away: 1-0-0
 Neutral: 0-1-0
 9-27-1975 A W, 10-6
 8-24-2002 N L, 31-38

FORT DODGE

Games: 1
 Series Record: 1-0-0
 Neutral: 1-0-0
 9-2-1894 N W, 46-0

GEORGIA TECH

Games: 1
 Series Record: 0-1-0
 Neutral: 0-1-0
 12-18-1972 N L, 30-31

GRINNELL

Games: 33
 Series Record: 20-10-3
 Home: 11-3-1
 Away: 8-6-1
 Neutral: 1-1-1
 1893 H L, 6-36
 1893 H L, 2-6
 9-29-1894 A L, 6-12
 11-7-1896 N W, 40-0
 10-30-1897 A L, 6-12
 11-4-1899 N L, 0-15
 11-18-1899 A L, 0-6
 11-3-1900 A L, 5-22
 9-28-1901 N T, 0-0
 11-2-1901 H L, 0-23
 11-18-1902 H W, 23-0
 11-7-1903 A W, 41-6
 11-5-1904 H W, 40-0
 11-11-1905 A W, 38-4
 11-17-1906 H W, 25-6
 11-9-1907 A W, 49-0
 11-14-1908 H W, 53-0
 10-16-1909 A W, 24-0
 10-28-1911 A W, 21-6
 10-26-1912 H W, 31-7
 9-27-1913 A W, 6-0
 10-11-1919 H W, 7-0
 10-9-1920 A W, 28-0
 10-8-1921 H W, 21-3
 10-21-1922 A W, 7-0
 11-24-1923 H W, 13-6
 11-15-1924 A L, 13-14
 11-7-1925 H T, 9-9
 10-16-1926 A T, 0-0
 11-19-1927 H W, 14-0
 10-13-1928 A L, 0-3
 10-5-1929 H W, 27-7
 10-6-1934 H W, 26-6



ALL-TIME SERIES RESULTS

GUSTAVUS ADOLPHUS

Games: 1
Series Record: 1-0-0
Home: 1-0-0
9-30-1944 H W, 49-0

HIGHLAND PARK

Games: 2
Series Record: 2-0-0
Home: 2-0-0
9-25-1903 H W, 16-0
10-7-1916 H W, 19-0

IDAHO

Games: 2
Series Record: 2-0-0
Home: 2-0-0
9-18-1971 H W, 24-7
9-22-1973 H W, 48-0

ILLINOIS

Games: 6
Series Record: 1-3-2
Away: 1-3-2
10-15-1927 A T, 12-12
10-4-1930 A L, 0-7
9-24-1949 A T, 20-20
9-27-1952 A L, 7-33
10-1-1955 A L, 0-40
10-4-1969 A W, 48-20

ILLINOIS STATE

Games: 1
Series Record: 1-0-0
Home: 1-0-0
9-3-2005 H W, 32-21

INDIANA STATE

Games: 2
Series Record: 2-0-0
Home: 2-0-0
9-20-1986 H W, 64-9
9-2-1999 H W, 33-7

IOWA

Games: 70
Series Record: 23-47-0
Home: 8-22-0
Away: 15-25-0
10-1-1894 A W, 16-8
10-28-1895 A W, 24-0
11-5-1897 A W, 12-0
10-28-1899 A L, 0-5
10-18-1901 A L, 0-6
11-1-1902 A L, 6-12
10-29-1904 A L, 6-10
11-24-1905 H L, 0-8
11-24-1906 A W, 2-0
11-23-1907 H W, 20-14
11-13-1909 A L, 0-13
11-5-1910 H L, 0-2
11-18-1911 A W, 9-0
11-16-1912 H L, 7-20
11-15-1913 A L, 7-45
11-14-1914 H L, 6-26
11-13-1915 A W, 16-0

11-18-1916 H L, 16-19
11-24-1917 A L, 3-6
11-16-1918 A L, 0-21
11-22-1919 A L, 0-10
11-20-1920 H L, 10-14
11-4-1933 A L, 7-27
10-20-1934 H W, 31-6
9-17-1977 A L, 10-12
9-23-1978 A W, 31-0
9-29-1979 A L, 14-30
9-27-1980 A W, 10-7
9-19-1981 H W, 23-12
9-18-1982 A W, 19-7
9-10-1983 H L, 10-51
9-8-1984 A L, 21-59
9-28-1985 H L, 3-57
9-13-1986 A L, 7-43
9-19-1987 H L, 9-48
9-24-1988 A L, 3-10
9-23-1989 H L, 21-31
9-22-1990 A L, 35-45
9-14-1991 H L, 10-29
9-12-1992 A L, 7-21
9-11-1993 H L, 28-31
9-10-1994 A L, 9-37
9-16-1995 H L, 10-27
9-14-1996 A L, 13-38
9-20-1997 H L, 20-63
9-12-1998 A W, 27-9
9-11-1999 H W, 17-10
9-16-2000 A W, 24-14
11-24-2001 H W, 17-14
9-14-2002 A W, 36-31
9-13-2003 H L, 21-40
9-11-2004 A L, 10-17
9-10-2005 H W, 23-3
9-16-2006 A L, 17-27
9-15-2007 H W, 15-13
9-13-2008 A L, 5-17
9-12-2009 H L, 3-35
9-11-2010 A L, 7-35
9-10-2011 H W, 44-1 (30T)
9-8-2012 A W, 9-6
9-14-2013 H L, 21-27
9-13-2014 A W, 20-17
9-12-2015 H L, 17-31
9-10-2016 A L, 3-42
9-9-2017 H L, 41-44 (0T)
9-8-2018 A L, 3-13
9-14-2019 H L, 17-18
9-11-2021 H L, 17-27
9-10-2022 A W, 10-7
9-9-2023 H L, 13-20

IOWA FALLS

Games: 1
Series Record: 1-0-0
Neutral: 1-0-0
9-4-1896 N W, 46-0

IOWA PRE-FLIGHT

Games: 1
Series Record: 0-1-0
Home: 0-1-0
10-2-1943 H L, 13-33

KANSAS

Games: 103
Series Record: 45-52-6
Home: 25-23-3
Away: 20-29-3
10-15-1898 A L, 6-11
10-14-1916 H W, 13-0
10-27-1917 A L, 0-7
10-25-1919 H T, 0-0
10-23-1920 A L, 0-7
10-22-1921 H L, 7-14
10-11-1924 A W, 13-10
10-10-1925 H W, 20-0
10-27-1928 A T, 0-0
10-26-1929 H L, 0-33
10-25-1930 A L, 6-20
10-15-1932 H L, 0-26
11-18-1933 A L, 6-20
11-3-1934 H T, 0-0
11-23-1935 A W, 21-12
10-10-1936 H W, 21-7
10-16-1937 A L, 6-14
10-22-1938 H W, 21-7
10-7-1939 A L, 0-14
10-5-1940 H W, 7-0
10-25-1941 A L, 0-13
11-14-1942 H W, 20-13
10-9-1943 A W, 13-6
10-14-1944 H W, 25-0
10-6-1945 A T, 13-13
10-12-1946 H L, 8-24
10-4-1947 A L, 7-27
10-9-1948 H L, 7-20
10-1-1949 A W, 19-6
10-14-1950 H L, 21-33
9-29-1951 A L, 33-53
10-11-1952 H L, 0-43
10-3-1953 A L, 0-23
10-9-1954 H W, 33-6
10-8-1955 A T, 7-7
10-13-1956 H L, 14-25
10-12-1957 A W, 21-6
10-11-1958 H L, 0-7
10-31-1959 A L, 0-7
10-8-1960 H L, 14-28
10-14-1961 A L, 7-21
10-13-1962 H L, 8-29
10-12-1963 A W, 17-14
10-10-1964 H L, 6-42
10-9-1965 A W, 21-7
10-8-1966 H W, 24-7
10-28-1967 A L, 14-28
10-26-1968 H L, 25-46
10-25-1969 H W, 44-20
10-24-1970 A L, 10-24
10-23-1971 H W, 40-24
10-28-1972 A W, 34-8
10-27-1973 H L, 20-22
10-26-1974 A W, 22-6
10-18-1975 H L, 10-21
11-6-1976 A W, 31-17
10-29-1977 H W, 41-3
10-28-1978 A W, 13-7
10-20-1979 H L, 7-24
10-18-1980 A L, 17-28*
11-7-1981 H L, 11-24

11-6-1982 A L, 17-24
10-8-1983 H W, 38-35
10-6-1984 A L, 14-33
10-12-1985 H W, 22-21
10-11-1986 A W, 13-10
10-24-1987 A W, 42-28
10-22-1988 H W, 42-14
10-7-1989 A W, 24-20
10-6-1990 H T, 34-34
10-19-1991 A L, 0-41
10-17-1992 H L, 47-50
10-16-1993 A L, 20-35
10-15-1994 H L, 23-41
10-14-1995 A L, 7-34
11-2-1996 H L, 31-34
11-1-1997 A L, 24-34
11-21-1998 H W, 23-20
11-20-1999 A L, 28-31
11-18-2000 H W, 38-17
11-17-2001 A W, 49-7
8-31-2002 H W, 45-3
11-22-2003 A L, 7-36
10-30-2004 H W, 13-7
11-26-2005 A L, 21-24 (0T)
11-4-2006 H L, 10-41
11-17-2007 A L, 7-45
10-4-2008 H L, 33-35
10-10-2009 A L, 36-41
10-30-2010 H W, 28-16
11-5-2011 H W, 13-10
11-17-2012 A W, 51-23
11-23-2013 H W, 34-0
11-8-2014 A L, 14-34
10-3-2015 H W, 38-13
11-12-2016 A W, 31-24
10-14-2017 H W, 45-0
11-3-2018 A W, 27-3
11-23-2019 H W, 41-31
10-31-2020 A W, 52-22
10-2-2021 H W, 59-7
10-1-2022 A L, 11-14
11-4-2023 H L, 21-28

KANSAS STATE

Games: 107
Series Record: 53-50-4
Home: 30-20-3
Away: 23-28-1
Neutral: 0-2-0
11-10-1917 H W, 10-7
11-23-1918 A L, 0-11
11-15-1919 H W, 46-0
11-13-1920 A W, 17-0
11-11-1921 H W, 7-0
11-11-1922 A L, 2-12
10-20-1923 H T, 7-7
11-1-1924 A W, 21-0
11-26-1925 H L, 7-13
11-20-1926 A W, 3-2
10-29-1927 H W, 12-7
11-17-1928 H W, 7-0
11-9-1929 A L, 2-3
11-15-1930 H L, 0-13
11-7-1931 H W, 7-6
11-5-1932 A L, 0-31
11-11-1933 H L, 0-7



ALL-TIME SERIES RESULTS

11-24-1934 A L, 0-20
 11-9-1935 H L, 0-6
 11-14-1936 A L, 7-47
 11-20-1937 H W, 13-7
 11-12-1938 A T, 13-13
 11-18-1939 H W, 10-0
 11-16-1940 A W, 12-0
 11-22-1941 H T, 12-12
 11-21-1942 A L, 6-7
 11-20-1943 H W, 48-0
 10-28-1944 A W, 14-0
 11-3-1945 H W, 40-13
 11-2-1946 A W, 13-7
 11-15-1947 H W, 14-0
 10-2-1948 A W, 20-0
 10-15-1949 H W, 25-21
 11-4-1950 A W, 13-7
 10-13-1951 H W, 32-6
 11-22-1952 A W, 27-0
 10-10-1953 H L, 12-20
 11-13-1954 A L, 7-12
 10-22-1955 H L, 7-9
 11-17-1956 A L, 6-32
 10-26-1957 H L, 10-14
 11-15-1958 A L, 6-14
 10-24-1959 H W, 26-0
 11-12-1960 A W, 20-7
 10-28-1961 H W, 31-7
 11-17-1962 A W, 28-14
 11-16-1963 H L, 10-21
 11-14-1964 A L, 6-7
 11-13-1965 H W, 38-6
 11-12-1966 A W, 30-13
 10-14-1967 H W, 17-0
 10-12-1968 A W, 23-14
 10-18-1969 A L, 7-34
 10-17-1970 H L, 0-17
 10-16-1971 A W, 24-0
 10-21-1972 H W, 55-22
 10-20-1973 A L, 19-21
 10-19-1974 H W, 23-18
 10-11-1975 A W, 17-7
 10-30-1976 H W, 45-14
 11-12-1977 A W, 22-15
 11-4-1978 H W, 24-0
 10-13-1979 A W, 7-3
 10-11-1980 H W, 31-7
 10-31-1981 A L, 7-10
 10-30-1982 H L, 3-9
 11-12-1983 A W, 49-27
 11-10-1984 H T, 7-7
 11-16-1985 A W, 21-14
 11-15-1986 H W, 48-19
 11-14-1987 H W, 16-14
 11-12-1988 A W, 16-7
 11-4-1989 H W, 36-11
 11-3-1990 A L, 14-28
 11-9-1991 H L, 7-37
 11-5-1992 A L, 13-22
 11-6-1993 H W, 27-23
 11-5-1994 A L, 20-38
 11-11-1995 H L, 7-49
 11-23-1996 A L, 20-35
 11-22-1997 H L, 3-28
 10-24-1998 A L, 7-52
 9-25-1999 H L, 28-35

11-4-2000 A L, 10-56
 11-3-2001 H L, 3-42
 11-9-2002 A L, 7-58
 11-8-2003 H L, 0-45
 11-20-2004 A W, 37-23
 11-5-2005 H W, 45-17
 10-28-2006 A L, 10-31
 11-3-2007 H W, 31-20
 11-22-2008 A L, 30-38
 10-3-2009 N L, 23-24
 9-18-2010 N L, 20-27
 12-3-2011 A L, 23-30
 10-13-2012 H L, 21-27
 11-2-2013 A L, 7-41
 9-6-2014 H L, 28-32
 11-21-2015 A L, 35-38
 10-29-2016 H L, 26-31
 11-25-2017 A L, 19-20
 11-24-2018 H W, 42-38
 11-30-2019 A L, 17-27
 11-21-2020 H W, 45-0
 10-16-2021 A W, 33-20
 10-8-2022 H L, 9-10
 11-25-2023 A W, 42-35

KENT STATE

Games: 7
 Series Record: 6-1-0
 Home: 4-1-0
 Away: 2-0-0
 10-2-1971 A W, 17-14
 9-25-1976 H W, 47-7
 9-26-1981 H W, 28-19
 10-9-1982 H W, 44-7
 8-30-2007 H L, 14-23
 9-6-2008 H W, 48-28
 9-19-2009 A W, 34-14

LOUISIANA-MONROE

Games: 2
 Series Record: 2-0-0
 Home: 2-0-0
 9-13-1980 H W, 42-7
 9-21-2019 H W, 72-20

LOUISIANA

Games: 1
 Series Record: 0-1-0
 Home: 0-1-0
 9-12-2020 H L, 14-31

LOUISIANA STATE

Games: 1
 Series Record: 0-1-0
 Neutral: 0-1-0
 12-18-1971 N L, 15-33

LOYOLA (LA.)

Games: 1
 Series Record: 0-1-0
 Away: 0-1-0
 11-29-1930 A L, 7-14

LUTHER

Games: 3
 Series Record: 3-0-0
 Home: 3-0-0
 9-29-1934 H W, 23-3
 10-1-1938 H W, 32-7
 9-21-1940 H W, 27-0

MARQUETTE

Games: 11
 Series Record: 2-8-1
 Home: 0-1-0
 Away: 2-7-1
 11-24-1927 A L, 0-34
 11-29-1928 A L, 0-6
 10-18-1929 A L, 6-14
 11-2-1935 A L, 12-28
 11-13-1937 A W, 3-0
 10-29-1938 A W, 7-0
 11-11-1939 A L, 2-21
 10-11-1940 A L, 25-41
 11-29-1941 A L, 13-28
 10-10-1942 H L, 12-34
 10-6-1951 A T, 6-6

MEMPHIS

Games: 2
 Series Record: 1-1-0
 Away: 1-1-0
 12-30-2017 A W, 21-20
 12-29-2023 A L, 26-36

MIAMI (OHIO)

Games: 1
 Series Record: 1-0-0
 Neutral: 1-0-0
 12-28-2004 N W, 17-13

MICHIGAN STATE

Games: 2
 Series Record: 0-2-0
 Home: 0-1-0
 Away: 0-1-0
 10-18-1947 A L, 0-20
 11-13-1948 H L, 7-48

MINNESOTA

Games: 26
 Series Record: 3-22-1
 Home: 0-1-0
 Away: 2-21-1
 Neutral: 1-0-0
 10-19-1895 A L, 0-24
 10-24-1896 A L, 6-18
 10-23-1897 A W, 12-10
 10-22-1898 A W, 6-0
 10-21-1899 A L, 0-6
 10-6-1900 A L, 0-27
 10-4-1902 A L, 0-16
 10-10-1903 A L, 0-46
 10-15-1904 A L, 0-32
 10-14-1905 A L, 0-42
 10-27-1906 A L, 4-22
 10-12-1907 A L, 0-8
 10-10-1908 A L, 10-15
 10-9-1909 A L, 0-18

10-8-1910 A L, 0-49
 9-30-1911 A L, 0-5
 10-5-1912 A L, 0-5
 10-4-1913 A L, 0-25
 10-10-1914 A L, 0-26
 10-9-1915 A L, 6-9
 10-6-1923 A L, 17-20
 11-8-1924 A T, 7-7
 9-16-1989 H L, 20-30
 9-15-1990 A L, 16-20
 9-13-1997 A L, 29-53
 12-31-2009 N W, 14-13

MISSOURI

Games: 104
 Series Record: 34-61-9
 Home: 18-31-2
 Away: 16-30-7
 10-2-1896 A W, 12-0
 10-31-1908 A W, 16-0
 10-23-1909 H T, 6-6
 10-22-1910 A W, 6-5
 10-21-1911 H W, 6-3
 10-19-1912 A W, 29-0
 10-25-1913 H L, 13-21
 10-24-1914 A W, 6-0
 10-16-1915 H W, 14-6
 10-21-1916 A T, 0-0
 10-20-1917 H W, 15-0
 10-18-1919 A L, 0-10
 10-16-1920 H L, 2-14
 10-15-1921 A L, 14-17
 10-14-1922 H L, 3-6
 10-13-1923 A W, 2-0
 10-18-1924 H L, 0-7
 10-31-1925 A L, 8-23
 10-23-1926 H L, 3-7
 11-11-1927 H L, 6-13
 10-20-1928 H L, 19-28
 10-12-1929 H L, 0-19
 11-8-1930 A L, 0-14
 10-24-1931 H W, 20-0
 10-22-1932 A T, 0-0
 10-28-1933 H W, 14-7
 10-13-1934 A W, 13-0
 10-26-1935 H T, 6-6
 10-24-1936 A L, 0-10
 10-30-1937 H L, 0-12
 10-15-1938 A W, 16-13
 10-28-1939 H L, 6-21
 10-19-1940 A L, 14-30
 10-18-1941 H L, 13-39
 10-24-1942 A L, 6-45
 11-6-1943 H L, 7-25
 10-21-1944 A T, 21-21
 10-13-1945 H L, 7-13
 10-19-1946 A L, 13-33
 10-25-1947 H L, 7-26
 10-23-1948 A L, 7-49
 10-22-1949 H L, 0-32
 10-21-1950 A T, 20-20
 10-20-1951 H W, 21-14
 10-25-1952 A L, 0-19
 10-17-1953 H W, 13-6
 10-23-1954 A L, 14-32
 10-15-1955 H W, 20-14



ALL-TIME SERIES RESULTS

10-27-1956 A L, 0-34
 10-19-1957 H L, 13-35
 10-25-1958 A L, 6-14
 10-3-1959 H L, 0-14
 10-22-1960 A L, 8-34
 10-21-1961 H L, 7-13
 10-27-1962 A L, 6-21
 10-26-1963 H L, 0-7
 10-24-1964 A L, 0-10
 10-23-1965 H L, 7-23
 10-22-1966 A T, 10-10
 10-21-1967 H L, 7-23
 11-9-1968 A L, 7-42
 11-15-1969 H L, 13-40
 11-14-1970 A W, 31-19
 11-13-1971 H W, 45-17
 11-18-1972 A L, 5-6
 11-17-1973 H W, 17-7
 11-16-1974 A L, 7-10
 11-8-1975 H L, 14-44
 10-16-1976 A W, 21-17
 10-8-1977 H W, 7-0
 10-14-1978 A L, 13-26
 11-10-1979 H L, 9-18
 11-8-1980 A L, 10-14
 10-17-1981 H W, 34-13
 10-16-1982 A T, 17-17
 10-29-1983 H L, 18-41
 10-27-1984 A T, 14-14
 11-2-1985 H L, 27-28
 11-1-1986 A W, 37-14
 10-17-1987 H L, 17-42
 10-15-1988 A W, 21-3
 11-11-1989 A W, 35-21
 11-10-1990 H W, 27-25
 11-2-1991 A W, 23-22
 10-31-1992 H W, 28-14
 10-30-1993 A L, 34-37
 10-29-1994 H L, 20-34
 11-18-1995 A L, 31-45
 9-28-1996 H W, 45-31
 10-4-1997 A L, 21-45
 10-10-1998 H L, 19-35
 10-16-1999 A W, 24-21
 10-28-2000 H W, 39-20
 10-13-2001 A W, 20-14
 11-2-2002 H W, 42-35
 11-29-2003 A L, 7-45
 11-27-2004 H L, 14-17 (OT)
 10-15-2005 A L, 24-27 (OT)
 11-18-2006 H W, 21-16
 10-27-2007 A L, 28-42
 11-15-2008 H L, 20-52
 11-21-2009 A L, 24-34
 11-20-2010 H L, 0-14
 10-15-2011 A L, 17-52

MORNINGSIDE

Games: 9
 Series Record: 8-1-0
 Home: 6-1-0
 Away: 2-0-0
 10-13-1906 H W, 32-0
 10-19-1907 A W, 12-0
 9-26-1908 H W, 18-0
 10-29-1910 H L, 0-5

11-2-1912 H W, 16-3
 10-30-1915 H W, 7-0
 11-11-1916 H W, 7-0
 10-3-1931 A W, 20-6
 10-1-1932 H W, 32-0

NEBRASKA

Games: 105
 Series Record: 18-85-2
 Home: 9-36-2
 Away: 9-48-0
 Neutral: 0-1-0
 11-19-1896 A L, 4-12
 10-8-1897 H W, 10-0
 10-8-1898 A L, 10-23
 10-6-1899 H W, 34-0
 10-13-1900 A L, 0-30
 10-26-1901 A L, 0-17
 11-4-1905 A L, 0-21
 10-20-1906 A W, 14-2
 11-2-1907 A W, 13-10
 11-7-1908 N L, 17-23
 11-12-1910 A L, 0-24
 11-4-1911 H T, 6-6
 11-1-1913 H L, 9-18
 10-31-1914 A L, 7-20
 10-23-1915 H L, 0-21
 11-4-1916 A L, 0-3
 11-1-1919 A W, 3-0
 11-19-1921 H L, 3-35
 11-25-1922 A L, 6-54
 11-17-1923 H L, 14-26
 10-30-1926 A L, 6-31
 10-1-1927 A L, 0-6
 10-6-1928 H L, 0-12
 11-28-1929 A L, 12-31
 10-18-1930 H L, 12-14
 11-21-1931 A L, 0-23
 10-8-1932 A L, 6-12
 10-14-1933 H L, 0-20
 10-27-1934 A L, 6-7
 10-5-1935 H L, 7-20
 10-3-1936 A L, 0-34
 10-9-1937 H L, 7-20
 10-8-1938 A W, 8-7
 10-14-1939 H L, 7-10
 11-23-1940 A L, 12-21
 10-4-1941 H L, 0-14
 10-3-1942 A L, 0-26
 10-16-1943 H W, 27-6
 11-11-1944 A W, 19-6
 10-20-1945 H W, 27-7
 11-16-1946 A L, 0-33
 10-11-1947 H L, 7-14
 9-25-1948 A L, 15-19
 11-12-1949 H L, 0-7
 11-18-1950 H L, 13-20
 11-10-1951 H L, 27-34
 10-4-1952 A L, 0-16
 11-7-1953 H L, 19-27
 10-2-1954 A L, 14-39
 11-5-1955 H L, 7-10
 10-6-1956 A L, 7-9
 11-9-1957 A W, 13-0
 10-4-1958 A L, 6-7
 11-7-1959 H W, 18-6

10-1-1960 A W, 10-7
 11-11-1961 H L, 13-16
 10-6-1962 A L, 22-36
 10-5-1963 A L, 7-21
 10-3-1964 H L, 7-14
 10-2-1965 A L, 0-44
 10-1-1966 H L, 6-12
 11-4-1967 A L, 0-12
 11-2-1968 H L, 13-24
 11-8-1969 A L, 3-17
 11-7-1970 H L, 29-54
 11-6-1971 A L, 0-37
 11-11-1972 H T, 23-23
 11-10-1973 A L, 7-34
 11-9-1974 H L, 13-23
 11-15-1975 A L, 0-52
 11-13-1976 H W, 37-28
 10-15-1977 A W, 24-21
 10-7-1978 H L, 0-23
 11-17-1979 A L, 3-34
 11-15-1980 H L, 0-35
 11-14-1981 A L, 7-31
 11-13-1982 H L, 10-48
 11-5-1983 A L, 29-72
 11-3-1984 H L, 0-44
 11-9-1985 A L, 0-49
 11-8-1986 H L, 14-35
 11-7-1987 A L, 3-42
 11-5-1988 H L, 16-51
 10-28-1989 A L, 17-49
 10-27-1990 H L, 13-45
 11-16-1991 A L, 13-38
 11-14-1992 H W, 19-10
 11-13-1993 A L, 17-49
 11-12-1994 H L, 12-28
 11-4-1995 A L, 14-73
 11-16-1996 H L, 14-49
 11-15-1997 A L, 14-77
 11-7-1998 H L, 7-42
 10-9-1999 A L, 14-49
 10-7-2000 H L, 27-49
 10-6-2001 A L, 14-48
 9-28-2002 H W, 36-14
 10-25-2003 A L, 0-28
 11-6-2004 H W, 34-27
 10-1-2005 A L, 20-27 (2OT)
 10-7-2006 H L, 14-28
 9-29-2007 A L, 17-35
 10-8-2008 H L, 7-35
 10-24-2009 A W, 9-7
 11-6-2010 H L, 30-31 (OT)

NEBRASKA WESLEYAN

Games: 1
 Series Record: 1-0-0
 Home: 1-0-0
 9-27-1924 H W, 23-13

NEW MEXICO

Games: 6
 Series Record: 5-1-0
 Home: 3-0-0
 Away: 2-1-0
 11-20-1965 A L, 9-10
 9-30-1967 H W, 17-12
 9-19-1970 A W, 32-3

9-25-1971 A W, 44-20
 9-30-1972 H W, 31-0
 10-5-1974 H W, 27-3

NEW MEXICO STATE

Games: 1
 Series Record: 0-1-0
 Home: 0-1-0
 10-1-1983 H L, 17-24

NORTH CAROLINA STATE

Games: 1
 Series Record: 0-1-0
 Neutral: 0-1-0
 12-31-1977 N L, 14-24

NORTH DAKOTA STATE

Games: 2
 Series Record: 1-1-0
 Home: 1-1-0
 9-3-2009 H W, 34-17
 8-30-2014 H L, 14-34

NORTHERN ILLINOIS

Games: 4
 Series Record: 3-1-0
 Home: 3-0-0
 Away: 0-1-0
 9-2-1993 H W, 54-10
 9-27-2003 A L, 16-24
 9-18-2004 H W, 48-41
 9-2-2010 H W, 27-10

NORTHERN IOWA

Games: 34
 Series Record: 25-6-3
 Home: 24-6-1
 Away: 1-0-2
 11-11-1899 A T, 0-0
 11-17-1900 H L, 0-5
 10-12-1901 A T, 0-0
 10-11-1902 A W, 52-0
 10-8-1904 H W, 17-0
 10-7-1905 H W, 28-0
 9-30-1916 H W, 19-0
 9-26-1936 H T, 0-0
 9-25-1937 H W, 14-12
 9-29-1945 H W, 48-13
 10-5-1946 H W, 20-18
 9-20-1947 H W, 31-14
 9-18-1948 H W, 27-7
 10-7-1950 H W, 26-8
 10-10-1987 H W, 39-38
 10-8-1988 H W, 20-17
 9-8-1990 H W, 35-6
 9-26-1992 H L, 10-27
 9-3-1994 H L, 14-28
 9-21-1996 H W, 42-23
 9-8-2001 H W, 41-0
 8-30-2003 H W, 17-10
 9-4-2004 H W, 23-0
 9-30-2006 H W, 28-27
 9-8-2007 H L, 13-24
 9-25-2010 H W, 27-0
 9-3-2011 H W, 20-19
 8-31-2013 H L, 20-28



ALL-TIME SERIES RESULTS

9-5-2015 H W, 31-7
 9-3-2016 H L, 20-25
 9-2-2017 H W, 42-24
 8-31-2019 H W, 29-26(30T)
 9-4-2021 H W, 16-10
 9-2-2023 H W, 30-9

NORTHWESTERN

Games: 8
 Series Record: 1-7-0
 Away: 1-7-0
 9-28-1895 A W, 36-0
 10-2-1937 A L, 0-33
 9-22-1945 A L, 6-18
 9-28-1946 A L, 9-41
 9-30-1950 A L, 13-23
 9-26-1953 A L, 0-35
 9-25-1954 A L, 14-27
 9-29-1956 A L, 13-14

NOTRE DAME

Games: 1
 Series Record: 0-1-0
 Neutral: 0-1-0
 12-28-2019 N L, 9-33

OHIO

Games: 9
 Series Record: 8-1-0
 Home: 7-0-0
 Away: 1-1-0
 11-24-1962 H W, 31-22
 9-9-1989 H W, 28-3
 9-5-1992 H W, 35-9
 8-31-1995 H W, 36-21
 9-2-2000 H W, 25-15
 9-22-2001 A W, 31-28
 9-6-2003 H W, 48-20
 9-17-2022 H W, 43-10
 9-16-2023 A L, 7-10

OKLAHOMA

Games: 89
 Series Record: 7-80-2
 Home: 3-38-1
 Away: 4-41-1
 Neutral: 0-1-0
 11-3-1928 H W, 13-0
 11-2-1929 A L, 7-21
 11-1-1930 H L, 13-19
 10-31-1931 A W, 13-12
 11-12-1932 H L, 12-19
 10-21-1933 A L, 7-19
 11-10-1934 A L, 0-12
 10-19-1935 A L, 0-16
 10-31-1936 H T, 7-7
 11-6-1937 A L, 7-33
 11-19-1938 H L, 0-10
 11-4-1939 A L, 6-38
 10-26-1940 H L, 7-20
 11-8-1941 A L, 0-55
 10-31-1942 H L, 7-14
 10-30-1943 A L, 7-21
 11-4-1944 H L, 7-12
 11-10-1945 A L, 7-14
 10-26-1946 H L, 0-63

11-1-1947 A L, 9-27
 10-30-1948 H L, 6-33
 10-29-1949 A L, 7-34
 10-28-1950 H L, 7-20
 11-17-1951 A L, 6-35
 11-1-1952 H L, 0-41
 11-14-1953 A L, 0-47
 11-6-1954 H L, 0-40
 11-12-1955 A L, 0-52
 11-10-1956 H L, 0-40
 10-5-1957 A L, 14-40
 11-8-1958 H L, 0-20
 11-21-1959 A L, 12-35
 11-5-1960 H W, 10-6
 10-7-1961 A W, 21-15
 11-10-1962 H L, 0-41
 11-9-1963 A L, 14-24
 11-7-1964 A L, 0-30
 11-6-1965 A L, 20-24
 9-24-1966 H L, 11-29
 11-11-1967 H L, 14-52
 10-19-1968 A L, 7-42
 11-1-1969 A L, 14-37
 10-31-1970 H L, 28-29
 10-30-1971 A L, 12-43
 11-4-1972 H L, 6-20
 11-3-1973 A L, 17-34
 11-2-1974 H L, 10-28
 10-25-1975 A L, 7-39
 10-2-1976 H L, 10-24
 10-22-1977 A L, 16-35
 10-21-1978 H L, 6-34
 10-27-1979 A L, 9-38
 10-25-1980 H L, 7-42
 10-3-1981 A T, 7-7
 10-2-1982 H L, 3-13
 10-22-1983 A L, 11-49
 10-20-1984 H L, 10-12
 10-26-1985 A L, 14-59
 10-25-1986 H L, 0-38
 10-3-1987 H L, 3-56
 10-1-1988 A L, 7-35
 10-21-1989 H L, 40-43
 10-20-1990 A W, 33-31
 10-5-1991 H L, 8-29
 10-3-1992 A L, 3-17
 10-2-1993 H L, 7-24
 10-1-1994 A L, 6-34
 10-7-1995 H L, 26-39
 10-31-1998 A L, 14-17
 11-13-1999 H L, 10-31
 10-19-2002 A L, 3-49
 10-4-2003 H L, 7-53
 10-14-2006 A L, 9-34
 10-20-2007 H L, 7-17
 10-16-2010 A L, 0-52
 11-26-2011 A L, 6-26
 11-3-2012 H L, 20-35
 11-16-2013 A L, 10-48
 11-1-2014 H L, 14-59
 11-7-2015 A L, 16-52
 11-3-2016 H L, 24-34
 10-7-2017 A W, 38-31
 9-15-2018 H L, 27-37
 11-9-2019 A L, 41-42
 10-3-2020 H W, 37-30

12-19-2020 N L, 21-27
 11-20-2021 A L, 21-28
 10-29-2022 H L, 13-27
 9-30-2023 A L, 20-50

OKLAHOMA STATE

Games: 58
 Series Record: 21-34-3
 Home: 14-15-1
 Away: 7-19-2
 10-9-1926 H L, 0-13
 10-29-1960 A W, 13-9
 9-23-1961 H W, 14-7
 11-3-1962 A W, 34-7
 11-2-1963 H W, 33-28
 9-26-1964 A L, 14-29
 10-30-1965 H W, 14-10
 10-29-1966 A T, 14-14
 11-18-1967 H L, 14-28
 11-16-1968 A L, 17-26
 11-22-1969 H L, 0-35
 11-21-1970 A L, 27-36
 11-20-1971 H W, 54-0
 11-25-1972 A L, 14-45
 11-24-1973 H W, 28-12
 11-23-1974 A L, 12-14
 11-22-1975 H L, 7-14
 11-20-1976 A L, 21-42
 11-19-1977 H W, 21-13
 11-11-1978 A W, 28-15
 11-24-1979 H L, 10-13
 11-22-1980 A W, 23-21
 11-21-1981 H L, 7-27
 11-20-1982 A L, 13-49
 11-19-1983 H L, 7-30
 11-17-1984 A L, 10-16
 11-23-1985 H W, 15-10
 11-22-1986 A L, 14-21
 11-21-1987 A L, 27-48
 11-19-1988 H L, 28-49
 11-18-1989 A W, 31-21
 11-17-1990 H L, 17-25
 10-26-1991 H T, 6-6
 10-24-1992 A L, 21-27
 10-23-1993 H W, 20-17
 10-22-1994 A T, 31-31
 10-28-1995 H W, 38-14
 10-19-1996 A L, 27-28
 8-30-1997 H L, 14-21
 10-14-2000 A W, 33-26
 10-20-2001 H W, 28-24
 10-2-2004 A L, 7-36
 10-22-2005 H W, 37-10
 11-1-2008 A L, 17-59
 11-7-2009 H L, 8-34
 11-18-2011 H W, 37-31(20T)
 10-20-2012 A L, 10-31
 10-26-2013 H L, 27-58
 10-4-2014 A L, 20-37
 11-14-2015 H L, 31-35
 10-8-2016 A L, 31-38
 11-11-2017 H L, 42-49
 10-6-2018 A W, 48-42
 10-26-2019 H L, 27-34
 10-24-2020 A L, 21-24
 10-23-2021 H W, 24-21

11-12-2022 A L, 14-20
 9-23-2023 H W, 34-27

OMAHA GUARDS

Games: 1
 Series Record: 1-0-0
 Away: 1-0-0
 10-6-1903 A W, 18-0

OREGON

Games: 1
 Series Record: 1-0-0
 Neutral: 1-0-0
 1-2-2021 N W, 34-17

OREGON STATE

Games: 1
 Series Record: 0-1-0
 Neutral: 0-1-0
 9-22-1962 N L, 35-39

OTTUMWA PRE-FLIGHT

Games: 1
 Series Record: 0-1-0
 Away: 0-1-0
 10-23-1943 A L, 12-13

PACIFIC

Games: 3
 Series Record: 2-1-0
 Home: 1-1-0
 Away: 1-0-0
 11-19-1960 A W, 14-6
 9-25-1965 H W, 38-13
 10-6-1979 H L, 7-24

PANORA

Games: 2
 Series Record: 2-0-0
 Home: 1-0-0
 Away: 1-0-0
 11-9-1894 H W, 66-0
 9-16-1899 A W, 23-0

PITTSBURGH

Games: 1
 Series Record: 1-0-0
 Neutral: 1-0-0
 12-28-2000 N W, 37-29

RICE

Games: 5
 Series Record: 2-3-0
 Home: 0-1-0
 Away: 2-2-0
 12-6-1930 A L, 7-13
 9-9-1978 A W, 23-19
 9-28-1991 A W, 28-27
 9-25-1993 A L, 21-49
 9-24-1994 H L, 18-28

RUSH MEDICAL

Games: 1
 Series Record: 1-0-0
 Home: 1-0-0
 10-1-1898 H W, 10-0



ALL-TIME SERIES RESULTS

RUTGERS

Games: 1
Series Record: 0-1-0
Neutral: 0-1-0
12-30-2011 N L, 13-27

SAN DIEGO STATE

Games: 6
Series Record: 3-3-0
Home: 1-0-0
Away: 2-3-0
11-28-1970 A W, 28-22
11-27-1971 A W, 48-31
12-2-1972 A L, 14-27
12-1-1973 A L, 28-41
9-16-1978 H W, 14-13
10-10-1981 A L, 31-52

SAN JOSE STATE

Games: 4
Series Record: 4-0-0
Home: 3-0-0
Away: 1-0-0
11-21-1958 A W, 9-6
11-14-1959 H W, 55-0
9-20-1980 H W, 27-6
9-24-2016 H W, 44-10

SIMPSON

Games: 17
Series Record: 15-1-1
Home: 11-0-1
Away: 4-1-0
10-13-1894 A W, 28-0
10-30-1896 H W, 44-0
10-11-1899 A W, 18-0
10-27-1900 H T, 0-0
11-28-1901 A L, 0-12
11-28-1902 A W, 18-11
11-14-1903 A W, 11-2
10-22-1904 H W, 87-0
10-21-1905 H W, 63-0
10-12-1912 H W, 24-7
10-2-1915 H W, 27-0
9-29-1917 H W, 47-0
9-29-1923 H W, 14-6
9-26-1925 H W, 28-0
10-8-1927 H W, 26-6
9-26-1931 H W, 6-0
9-24-1932 H W, 21-0

SIOUX CITY

Games: 1
Series Record: 1-0-0
Away: 1-0-0
10-12-1895 A W, 6-0

SOUTH CAROLINA

Games: 1
Series Record: 0-1-0
Away: 0-1-0
9-16-1967 A L, 3-34

SOUTH DAKOTA

Games: 9
Series Record: 9-0-0
Home: 7-0-0
Away: 1-0-0
Neutral: 1-0-0
10-14-1899 N W, 11-6
10-31-1903 H W, 23-0
11-3-1906 H W, 22-0
10-24-1908 H W, 26-0
11-1-1941 H W, 27-0
9-19-1953 H W, 35-0
11-16-1957 H W, 33-0
11-1-1958 H W, 53-0
10-10-1959 A W, 41-6

SOUTH DAKOTA STATE

Games: 3
Series Record: 3-0-0
Home: 3-0-0
9-20-1952 H W, 57-19
9-18-1954 H W, 34-6
8-28-2008 H W, 44-17

SOUTHEAST MISSOURI

Games: 1
Series Record: 1-0-0
Home: 1-0-0
9-3-2022 H W, 42-10

STATE CENTER

Games: 1
Series Record: 0-0-1
Away: 0-0-1
1892 H T, 6-6

STILL

Games: 2
Series Record: 2-0-0
Home: 2-0-0
10-5-1901 H W, 23-0
9-28-1902 H W, 35-0

SYRACUSE

Games: 2
Series Record: 0-1-1
Away: 0-1-1
9-28-1957 A T, 7-7
9-20-1969 A L, 13-14

TENNESSEE

Games: 1
Series Record: 0-1-0
Away: 0-1-0
9-11-1982 A L, 21-23

TENNESSEE TECH

Games: 1
Series Record: 1-0-0
Home: 1-0-0
9-7-2002 H W, 58-6

TEXAS

Games: 21
Series Record: 5-16-0
Home: 3-7-0
Away: 2-9-0
9-22-1979 A L, 9-17
10-3-1998 A L, 33-54
10-30-1999 H L, 41-44
10-26-2002 A L, 10-21
10-18-2003 H L, 19-40
9-23-2006 A L, 14-37
10-13-2007 H L, 3-56
10-23-2010 A W, 28-21
10-1-2011 H L, 14-37
11-10-2012 A L, 7-33
10-3-2013 H L, 30-31
10-18-2014 A L, 45-48
10-31-2015 H W, 24-0
10-15-2016 A L, 6-27
9-28-2017 H L, 7-17
11-17-2018 A L, 10-24
11-16-2019 H W, 23-21
11-27-2020 A W, 23-20
11-6-2021 H W, 30-7
10-15-2022 A L, 21-24
11-18-2023 H L, 16-26

TEXAS A&M

Games: 11
Series Record: 1-10-0
Home: 0-5-0
Away: 1-4-0
Neutral: 0-1-0
12-20-1978 N L, 12-28
9-22-1984 A L, 17-38
10-12-1996 H L, 21-24
10-11-1997 A L, 17-56
10-21-2000 H L, 7-30
10-27-2001 A L, 21-24
10-9-2004 H L, 3-34
10-29-2005 A W, 42-14
10-25-2008 H L, 35-49
10-31-2009 A L, 10-35
10-22-2011 H L, 17-33

TCU

Games: 15
Series Record: 6-9-0
Home: 4-3-0
Away: 2-5-0
Neutral: 0-1-0
9-9-1995 A L, 10-27
9-5-1998 H L, 21-31
12-31-2005 N L, 24-27
10-6-2012 A W, 37-23
11-9-2013 H L, 17-21
12-6-2014 A L, 3-55
10-17-2015 H L, 21-45
9-17-2016 A L, 20-41
10-28-2017 H W, 14-7
9-29-2018 A L, 14-17
10-5-2019 H W, 49-24
9-26-2020 A W, 37-34
11-26-2021 H W, 48-14
11-26-2022 A L, 14-62
10-7-2023 H W, 27-14

TEXAS TECH

Games: 21
Series Record: 8-13-0
Home: 5-5-0
Away: 3-8-0
9-23-1967 A L, 0-52
9-14-1974 A L, 3-24
9-26-1998 H L, 24-31
11-6-1999 A L, 16-28
10-12-2002 H W, 31-17
10-11-2003 A L, 21-52
10-21-2006 H L, 26-42
10-6-2007 A L, 17-42
10-2-2010 H W, 52-38
10-29-2011 A W, 41-7
9-29-2012 H L, 13-24
10-12-2013 A L, 35-42
11-22-2014 H L, 31-34
10-10-2015 A L, 31-66
11-19-2016 H W, 66-10
10-21-2017 A W, 31-13
10-27-2018 H W, 40-31
10-19-2019 A W, 34-24
10-10-2020 H W, 31-15
11-13-2021 A L, 38-41
11-19-2022 H L, 10-14

TOLEDO

Games: 4
Series Record: 2-2-0
Home: 2-0-0
Away: 0-2-0
8-31-2006 H W, 45-43 (30T)
9-22-2007 A L, 35-36
10-11-2014 H W, 37-30
9-19-2015 A L, 23-30 (20T)

TROY

Games: 1
Series Record: 1-0-0
Home: 1-0-0
9-21-2002 H W, 42-12

TULANE

Games: 4
Series Record: 3-1-0
Home: 2-0-0
Away: 1-1-0
9-12-1987 A L, 12-25
9-10-1988 H W, 30-13
9-30-1989 A W, 25-24
9-19-1992 H W, 38-14

TULSA

Games: 4
Series Record: 3-1-0
Home: 1-0-0
Away: 2-0-0
Neutral: 0-1-0
11-18-1961 A W, 27-6
9-1-2012 H W, 38-23
12-31-2012 N L, 17-31
9-26-2013 A W, 38-21



ALL-TIME SERIES RESULTS

UCLA

Games: 2
Series Record: 1-1-0
Away: 1-1-0
11-27-1926 A W, 20-0
9-13-1975 A L, 21-39

UNLV

Games: 6
Series Record: 5-1-0
Home: 3-0-0
Away: 2-1-0
9-23-1995 H W, 57-30
9-18-1999 A W, 24-0
9-9-2000 H W, 37-22
9-9-2006 H W, 16-10
9-20-2008 A L, 31-34 (OT)
9-18-2021 A W, 48-3

UPPER IOWA

Games: 1
Series Record: 1-0-0
Home: 1-0-0
10-12-1935 H W, 23-0

UTAH

Games: 5
Series Record: 4-1-0
Home: 2-1-0
Away: 2-0-0
10-3-1970 A W, 16-13
9-23-1972 H W, 44-22
10-4-1975 A W, 31-3
10-9-1976 H W, 44-14
10-9-2010 H L, 27-68

UTAH STATE

Games: 1
Series Record: 1-0-0
Home: 1-0-0
9-14-1985 H W, 10-3

VANDERBILT

Games: 2
Series Record: 1-1-0
Home: 1-0-0
Away: 0-1-0
9-17-1983 A L, 26-29
9-21-1985 H W, 20-17

VILLANOVA

Games: 2
Series Record: 0-2-0
Away: 0-2-0
11-6-1942 A L, 7-32
11-24-1956 A L, 0-26

VIRGINIA MILITARY

Games: 1
Series Record: 1-0-0
Home: 1-0-0
9-28-1963 H W, 21-6

WASHINGTON

Games: 1
Series Record: 0-1-0
Away: 0-1-0
9-21-1974 A L, 28-31

WASHINGTON (MO.)

Games: 7
Series Record: 6-1-0
Home: 3-0-0
Away: 3-1-0
10-18-1913 A W, 37-7
10-30-1920 H W, 24-7
10-29-1921 A L, 0-2
10-28-1922 H W, 13-0
10-27-1923 A W, 54-7
10-24-1925 H W, 28-13
10-4-1926 A W, 6-0

WASHINGTON STATE

Games: 1
Series Record: 0-1-0
Neutral: 0-1-0
12-28-2018 N L, 26-28

WAYNE STATE

Games: 1
Series Record: 1-0-0
Home: 1-0-0
9-22-1951 H W, 53-21

WEST TEXAS A&M

Games: 2
Series Record: 2-0-0
Home: 2-0-0
9-12-1981 H W, 17-13
9-29-1984 H W, 14-0

WEST VIRGINIA

Games: 11
Series Record: 5-6-0
Home: 3-3-0
Away: 2-3-0
11-23-2012 H L, 24-31
11-30-2013 A W, 52-44 (3OT)
11-29-2014 H L, 24-37
11-28-2015 A L, 6-30
11-26-2016 H L, 19-49
11-4-2017 A L, 16-20
10-13-2018 H W, 30-14
10-12-2019 A W, 38-14
12-5-2020 H W, 42-6
10-30-2021 A L, 31-38
11-5-2022 H W, 31-14

WESTERN ILLINOIS

Games: 1
Series Record: 1-0-0
Home: 1-0-0
9-15-2012 H W, 37-3

WESTERN MICHIGAN

Games: 2
Series Record: 1-1-0
Home: 1-1-0
9-29-1990 H W, 34-20
9-17-1994 H L, 19-23

WICHITA STATE

Games: 2
Series Record: 2-0-0
Home: 2-0-0
9-10-1977 H W, 35-9
9-27-1986 H W, 36-14

WILLIAM PENN

Games: 2
Series Record: 2-0-0
Home: 1-0-0
Away: 1-0-0
9-29-1900 H W, 16-0
11-22-1902 A W, 44-0

WISCONSIN

Games: 7
Series Record: 0-7-0
Away: 0-7-0
9-30-1895 A L, 6-12
11-9-1901 A L, 0-45
10-4-1924 A L, 0-17
10-3-1925 A L, 0-30
9-17-1966 A L, 10-20
9-21-1991 A L, 6-7
9-18-1993 A L, 7-28

WYOMING

Games: 4
Series Record: 1-3-0
Home: 1-1-0
Away: 0-2-0
10-4-1986 H W, 21-10
9-26-1987 A L, 17-34
9-7-1996 H L, 38-41 (OT)
9-6-1997 A L, 10-56



RECORDS VS. CONFERENCES

BIG 12

Team	Won	Lost	Tied
Arizona	1	4	1
Baylor	10	12	0
BYU	5	0	0
Cincinnati	1	0	0
Colorado	15	49	1
Kansas	45	52	6
Kansas State	53	50	4
Oklahoma State	21	34	3
TCU	6	9	0
Texas Tech	8	13	0
Utah	4	1	0
West Virginia	5	6	0
Totals	174	230	15

ACC

Team	Won	Lost	Tied
Boston College	0	1	0
California	0	1	0
Clemson	0	1	0
Florida State	1	1	0
Georgia Tech	0	1	0
North Carolina St.	0	1	0
Pittsburgh	1	0	0
Syracuse	0	1	1
Totals	2	7	1

AMERICAN ATHLETIC

Team	Won	Lost	Tied
Army	2	1	0
Memphis	1	1	0
Tulane	3	1	0
Tulsa	3	1	0
Totals	9	4	0

BIG TEN

Team	Won	Lost	Tied
Illinois	1	3	2
Iowa	23	47	0
Michigan State	0	2	0
Minnesota	3	22	1
Nebraska	18	85	2
Northwestern	1	7	0
Oregon	1	0	0
Rutgers	0	1	0
UCLA	1	1	0
Washington	0	1	0
Wisconsin	0	7	0
Totals	48	176	5

CONFERENCE USA

Team	Won	Lost	Tied
New Mexico State	0	1	0
Rice	2	3	0
Totals	2	4	0

MID-AMERICAN

Team	Won	Lost	Tied
Akron	2	0	0
Ball State	1	0	0
Bowling Green	2	0	0
Buffalo	1	0	0
Kent State	6	1	0
Miami (Ohio)	1	0	0
Northern Illinois	3	1	0
Ohio	8	1	0
Toledo	2	2	0
Western Michigan	1	1	0
Totals	27	6	0

MOUNTAIN WEST

Team	Won	Lost	Tied
Air Force	2	0	0
Boise State	0	1	0
Colorado State	4	1	0
New Mexico	5	1	0
San Diego State	3	3	0
San Jose State	4	0	0
UNLV	5	1	0
Utah State	1	0	0
Wyoming	1	3	0
Totals	25	10	0

PACIFIC 12

Team	Won	Lost	Tied
Oregon State	0	1	0
Washington State	0	1	0
Totals	0	2	0

SOUTHEASTERN

Team	Won	Lost	Tied
Alabama	0	1	0
Arkansas	0	1	0
Louisiana State	0	1	0
Missouri	34	61	9
Oklahoma	7	79	2
South Carolina	0	1	0
Tennessee	0	1	0
Texas	5	15	0
Texas A&M	1	10	0
Vanderbilt	1	1	0
Totals	48	171	11

SUN BELT

Team	Won	Lost	Tied
Louisiana-Monroe	2	0	0
Louisiana	0	1	0
Troy	1	0	0
Totals	3	1	0

INDEPENDENTS

Team	Won	Lost	Tied
Connecticut	1	1	0
Notre Dame	0	1	0
Totals	1	3	0

BIG SKY

Team	Won	Lost	Tied
Idaho	2	0	0
Totals	2	0	0

COASTAL

Team	Won	Lost	Tied
Villanova	0	2	0
Totals	0	2	0

MISSOURI VALLEY

Team	Won	Lost	Tied
Illinois State	1	0	0
Indiana State	2	0	0
North Dakota State	1	1	0
Northern Iowa	25	6	3
South Dakota	9	0	0
South Dakota State	3	0	0
Totals	42	7	3

OHIO VALLEY

Team	Won	Lost	Tied
Eastern Illinois	1	0	0
Southeast Missouri	1	0	0
Tennessee Tech	1	0	0
Western Illinois	1	0	0
Totals	4	0	0

PIONEER

Team	Won	Lost	Tied
Dayton	1	0	0
Drake	49	17	4
Totals	50	17	4

SOUTHERN

Team	Won	Lost	Tied
Virginia Military	1	0	0
Totals	1	0	0

IOWA COLLEGES

Team	Won	Lost	Tied
Central	1	0	0
Coe	16	2	0
Cornell	14	3	1
Dubuque	1	0	0
Grinnell	20	10	3
Luther	3	0	0
Morningside	8	1	0
Simpson	15	1	1
Upper Iowa	1	0	0
William Penn	2	0	0
Totals	81	17	5

NON-D1/DISCONTINUED PROGRAMS

Team	Won	Lost	Tied
Central Oklahoma	0	1	0
Creighton	1	0	0
Denver	7	3	0
Detroit	1	1	0
Doane	1	0	0
Gustavus Adolphus	1	0	0
Loyola (La.)	0	1	0
Marquette	2	8	1
Nebraska Wesleyan	1	0	0
Pacific	2	1	0
Washington (Mo.)	6	1	0
Wayne State	1	0	0
West Texas A&M	2	0	0
Wichita State	2	0	0
Totals	27	16	1



ALL-TIME RESULTS

1892 (1-0-1)

Head Coach: Ira C. Brownlie

Captain: Ira C. Brownlie

Date	Opponent	Result
	STATE CENTER	T, 6-6
	DES MOINES Y	W, 30-0

1893 (0-3)

Head Coach: W.F. Finney

Captain: Ed Mellinger

Date	Opponent	Result
	GRINNELL	L, 6-36
	CORNELL	L, 6-14
	GRINNELL	L, 2-6

1894 (5-1)

Head Coach: Bert German

Captain: Bert German

Date	Opponent	Result
S2	*Fort Dodge	W, 46-0
S3	at Des Moines Y	W, 18-4
S29	at Grinnell	L, 6-12
O1	at Iowa	W, 16-8
O13	at Simpson	W, 28-0
N9	PANORA	W, 66-0

*at Webster City

1895 (3-3)

Head Coach: Glenn "Pop" Warner

Captain: Ed Mellinger

Date	Opponent	Result
S15	*at Butte AC	L, 10-12
S28	at Northwestern	W, 36-0
S30	at Wisconsin	L, 6-12
O12	at Sioux City Athletics	W, 6-0
O19	at Minnesota	L, 0-24
O28	at Iowa	W, 24-0

*at Butte, Mont.

1896 (8-2)

Coaches: Glenn "Pop" Warner, Bert German

Captain: James W. Wilson

Date	Opponent	Result
S4	*Iowa Falls	W, 46-0
S5	*Cornell	W, 50-0
O2	at Missouri	W, 12-0
O17	*at Des Moines Y	W, 24-16
O24	at Minnesota	L, 6-18
O30	SIMPSON	W, 44-0
N7	#Grinnell	W, 40-0
N19	at Nebraska	L, 4-12
N21	at Des Moines Y	W, 15-0
N28	at Eldora	W, 62-0

*at Eldora; #at Des Moines

1897 (3-1)

Coaches: Glenn "Pop" Warner, Bert German

Captain: none

Date	Opponent	Result
O8	NEBRASKA	W, 10-0
O 23	at Minnesota	W, 12-10
O30	at Grinnell	L, 6-12
N5	at Iowa	W, 12-0

1898 (3-2)

Head Coach: Glenn "Pop" Warner

Captain: Simon Tarr

Date	Opponent	Result
O1	RUSH MEDICAL	W, 10-0
O8	at Nebraska	L, 10-23
O15	at Kansas	L, 6-11
O22	at Minnesota	W, 6-0
O29	DRAKE	W, 17-16

1899 (5-4-1)

Coaches: Glenn "Pop" Warner, Joe Meyers

Captain: C.J. Griffith

Date	Opponent	Result
S16	at Panora	W, 23-0
S30	at Cornell	W, 32-0
O6	NEBRASKA	W, 34-0
O11	at Simpson	W, 18-0
O14	*South Dakota	W, 11-6
O21	at Minnesota	L, 0-6
O28	at Iowa	L, 0-5
N4	#Grinnell	L, 0-15
N11	at Northern Iowa	T, 0-0
N18	at Grinnell	L, 0-6

*at Sioux City; #at Des Moines

1900 (2-5-1)

Head Coach: C.E. Woodruff

Captain: L.M. Chambers

Date	Opponent	Result
S29	WILLIAM PENN	W, 16-0
O6	at Minnesota	L, 0-27
O13	at Nebraska	L, 0-30
O27	SIMPSON	T, 0-0
N3	at Grinnell	L, 5-22
N10	at Drake	L, 0-16
N17	NORTHERN IOWA	L, 0-5
N24	CORNELL	W, 17-0

1901 (2-6-2)

Head Coach: Edgar Clinton

Captain: William Scholty

Date	Opponent	Result
S28	*Grinnell	T, 0-0
O5	STILL COLLEGE	W, 23-0
O12	at Northern Iowa	T, 0-0
O18	at Iowa	L, 0-6
O26	at Nebraska	L, 0-17
N2	GRINNELL	L, 0-23
N9	at Wisconsin	L, 0-45
N16	DRAKE	L, 5-12
N21	CORNELL	W, 28-12
N28	at Simpson	L, 0-12

*played at Marshalltown

1902 (6-3-1)

Head Coach: A.W. Ristine

Captain: Fred Byl

Date	Opponent	Result
S28	STILL COLLEGE	W, 35-0
O4	at Minnesota	L, 0-16
O11	at Northern Iowa	W, 52-0
O18	GRINNELL	W, 23-0
O25	at Cornell	L, 15-17
N1	at Iowa	L, 6-12
N8	COE	W, 53-0
N15	at Drake	T, 0-0
N22	at William Penn	W, 44-0
N28	at Simpson	W, 18-11

1903 (8-1)

Head Coach: A.W. Ristine

Captain: Preston Daniels

Date	Opponent	Result
S25	HIGHLAND PARK	W, 16-0
O6	at Omaha Light Guards	W, 18-0
O10	at Minnesota	L, 0-46
O17	COE	W, 36-5
O31	SOUTH DAKOTA	W, 23-0
N7	at Grinnell	W, 41-6
N14	at Simpson	W, 11-2
N20	at Cornell	W, 41-0
N26	at Drake	W, 16-0

1904 (7-2)

Head Coach: A.W. Ristine

Captain: Preston Daniels

Date	Opponent	Result
O1	COE	W, 22-0
O8	NORTHERN IOWA	W, 17-0
O15	at Minnesota	L, 0-32
O22	SIMPSON	W, 87-0
O29	at Iowa	L, 6-10
N5	GRINNELL	W, 40-0
N12	DES MOINES COLLEGE	W, 16-0
N18	CORNELL	W, 41-6
N24	at Drake	W, 19-0

1905 (6-3)

Head Coach: A.W. Ristine

Captain: Don Stoufer

Date	Opponent	Result
S30	COE	W, 29-0
O7	NORTHERN IOWA	W, 28-0
O14	at Minnesota	L, 0-42
O21	SIMPSON	W, 63-0
N4	at Nebraska	L, 0-21
N11	at Grinnell	W, 38-4
N18	COE	W, 28-6
N24	IOWA	L, 0-8
N30	at Drake	W, 17-12



ALL-TIME RESULTS

1906 (9-1)

Head Coach: A.W. Ristine

Captain: R.E. Jeanson

Date	Opponent	Result
S29	CORNELL	W, 81-0
O5	COE	W, 36-0
O6	DES MOINES COLLEGE	W, 45-0
O13	MORNINGSIDE	W, 32-0
O20	at Nebraska	W, 14-2
O27	at Minnesota	L, 4-22
N3	SOUTH DAKOTA	W, 22-0
N17	GRINNELL	W, 25-6
N24	at Iowa	W, 2-0
N29	at Drake	W, 7-0

1907 (7-1)

Head Coach: Clyde Williams

Captain: Ralph McElhinney

Date	Opponent	Result
O4	COE	W, 18-0
O12	at Minnesota	L, 0-8
O19	at Morningside	W, 12-0
O26	CORNELL	W, 17-0
N2	at Nebraska	W, 13-10
N9	at Grinnell	W, 49-0
N23	IOWA	W, 20-14
N30	at Drake	W, 13-8

1908 (6-3, 2-1 MVC, T2ND)

Head Coach: Clyde Williams

Captain: E.W. Law

Date	Opponent	Result
S26	MORNINGSIDE	W, 18-0
O3	COE	W, 34-0
O10	at Minnesota	L, 10-15
O17	at Cornell	L, 0-6
O24	SOUTH DAKOTA	W, 26-0
O31	at Missouri	W, 16-0
N7	*Nebraska	L, 17-23
N14	GRINNELL	W, 53-0
N26	at Drake	W, 12-6

*at Omaha, Neb.

1909 (4-3-1, 1-3-1 MVC, T5TH)

Head Coach: Clyde Williams

Captain: W.H. Willmarth

Date	Opponent	Result
O2	COE	W, 11-5
O9	at Minnesota	L, 0-18
O16	at Grinnell	W, 24-0
O23	MISSOURI	T, 6-6
O30	DES MOINES COLLEGE	W, 23-0
N6	CORNELL	W, 18-6
N13	at Iowa	L, 0-13
N25	at Drake	L, 0-11

1910 (4-4, 2-2 MVC, 4TH)

Head Coach: Clyde Williams

Captain: Cliff Scott

Date	Opponent	Result
O1	COE	W, 12-0
O8	at Minnesota	L, 0-49
O15	DES MOINES COLLEGE	W, 17-0
O22	at Missouri	W, 6-5
O29	MORNINGSIDE	L, 0-5
N5	IOWA	L, 0-2
N12	at Nebraska	L, 0-24
N24	at Drake	W, 2-0

1911 (6-1-1, 2-0-1 MVC, T1ST)

Head Coach: Clyde Williams

Captain: E.C. Harte

Date	Opponent	Result
S30	at Minnesota	L, 0-5
O7	COE	W, 25-0
O21	MISSOURI	W, 6-3
O28	at Grinnell	W, 21-6
N4	NEBRASKA	T, 6-6
N11	CORNELL	W, 15-0
N18	at Iowa	W, 9-0
N25	at Drake	W, 6-0

1912 (6-2, 2-0 MVC, T1ST)

Head Coach: Clyde Williams

Captain: R.L. "Buck" Hurst

Date	Opponent	Result
O5	at Minnesota	L, 0-5
O12	SIMPSON	W, 24-7
O19	at Missouri	W, 29-0
O26	GRINNELL	W, 31-7
N2	MORNINGSIDE	W, 16-3
N9	at Cornell	W, 21-0
N16	IOWA	L, 7-20
N23	at Drake	W, 27-3

1913 (4-4, 2-2 MVC, 4TH)

Head Coach: Homer Hubbard

Captain: Lynn Cowan

Date	Opponent	Result
S27	at Grinnell	W, 6-0
O4	at Minnesota	L, 0-25
O18	at Washington (Mo.)	W, 37-7
O25	MISSOURI	L, 13-21
N1	NEBRASKA	L, 9-18
N8	CORNELL	W, 14-0
N15	at Iowa	L, 7-45
N22	at Drake	W, 26-3

1914 (4-3, 2-1 MVC, 3RD)

Head Coach: Homer Hubbard

Captain: Lew Reeve

Date	Opponent	Result
O3	COE	W, 27-6
O10	at Minnesota	L, 0-26
O24	at Missouri	W, 6-0
O31	at Nebraska	L, 7-20
N7	CORNELL	W, 69-0
N14	IOWA	L, 6-26
N21	at Drake	W, 52-0

1915 (6-2, 2-1 MVC, 3RD)

Head Coach: Charles Mayser

Captain: Edward John

Date	Opponent	Result
S25	ELLSWORTH	W, 31-0
O2	SIMPSON	W, 27-0
O9	at Minnesota	L, 6-9
O16	MISSOURI	W, 14-6
O23	NEBRASKA	L, 0-21
O30	MORNINGSIDE	W, 7-0
N13	at Iowa	W, 16-0
N25	at Drake	W, 28-14

1916 (5-2-1, 2-1-1 MVC, 3RD)

Head Coach: Charles Mayser

Captain: Dury Moss

Date	Opponent	Result
S30	NORTHERN IOWA	W, 19-0
O7	HIGHLAND PARK	W, 19-0
O14	KANSAS	W, 13-0
N21	at Missouri	T, 0-0
O4	at Nebraska	L, 0-3
N11	MORNINGSIDE	W, 7-0
N18	IOWA	L, 16-19
N30	at Drake	W, 32-14

1917 (5-2, 3-1 MVC, 3RD)

Head Coach: Charles Mayser

Captain: Howard Aldrich

Date	Opponent	Result
S29	SIMPSON	W, 47-0
O6	COE	W, 7-0
O20	MISSOURI	W, 15-0
O27	at Kansas	L, 0-7
N10	KANSAS STATE	W, 10-7
N24	at Iowa	L, 3-6
N29	at Drake	W, 47-0

1918 (0-3)*

Head Coach: Charles Mayser

Captain: V.A. "Chick" Heater

Date	Opponent	Result
N9	CAMP DODGE	L, 0-6
N16	at Iowa	L, 0-21
N23	at Kansas State	L, 0-11

*No league standings; Spanish Flu, WWI

1919 (5-2-1, 3-1-1 MVC, 2ND)

Head Coach: Charles Mayser

Captain: Gilbert Denfield

Date	Opponent	Result
O4	COE	W, 3-0
O11	GRINNELL	W, 7-0
O18	at Missouri	L, 0-10
O25	KANSAS	T, 0-0
N1	at Nebraska	W, 3-0
N15	KANSAS STATE	W, 46-0
N22	at Iowa	L, 0-10
N27	at Drake	W, 14-0



ALL-TIME RESULTS

1920 (4-4, 3-2 MVC, 4TH)

Head Coach: Norman Paine

Captain: Marshall Boyd

Date	Opponent	Result
O2	COE	L, 0-6
O9	at Grinnell	W, 28-0
O16	MISSOURI	L, 2-14
O23	at Kansas	L, 0-7
O30	WASHINGTON (MO.)	W, 24-7
N6	at Creighton	W, 17-0
N13	at Kansas State	W, 17-0
N20	IOWA	L, 10-14

1921 (4-4, 3-4 MVC, 6TH)

Head Coach: Maury Kent

Captain: Polly Wallace

Date	Opponent	Result
O1	COE	W, 28-3
O8	GRINNELL	W, 21-3
O15	at Missouri	L, 14-17
O22	KANSAS	L, 7-14
O29	at Washington (Mo.)	L, 0-2
N5	at Drake	W, 7-0
N11	KANSAS STATE	W, 7-0
N19	NEBRASKA	L, 3-35

1922 (2-6, 2-4 MVC, 5TH)

Head Coach: Sam Willaman

Captain: Deac Wolters

Date	Opponent	Result
O7	COE	L, 0-24
O14	MISSOURI	L, 3-6
O21	at Grinnell	W, 7-0
O28	WASHINGTON (MO.)	W, 13-0
N4	at Drake	L, 7-14
N11	at Kansas State	L, 2-12
N18	CENTRAL OKLAHOMA	L, 13-14
N25	at Nebraska	L, 6-54

1923 (4-3-1, 3-2-1 MVC, 4TH)

Head Coach: Sam Willaman

Captain: Ira Young

Date	Opponent	Result
S29	SIMPSON	W, 14-6
O6	at Minnesota	L, 17-20
O13	at Missouri	W, 2-0
O20	KANSAS STATE	T, 7-7
O27	at Washington (Mo.)	W, 54-7
N3	at Drake	L, 0-21
N17	NEBRASKA	L, 14-26
N24	GRINNELL	W, 13-6

1924 (4-3-1, 2-3 MVC, 5TH)

Head Coach: Sam Willaman

Captain: Harry Schmidt

Date	Opponent	Result
S27	NEBRASKA WESLEYAN	W, 23-13
O4	at Wisconsin	L, 0-17
O11	at Kansas	W, 13-10
O18	MISSOURI	L, 0-7
N1	at Kansas State	W, 21-0
N8	at Minnesota	T, 7-7
N15	at Grinnell	L, 13-14
N22	DRAKE	W, 10-0

1925 (4-3-1, 3-2-1 MVC, T3RD)

Head Coach: Sam Willaman

Captain: Johnny Behm

Date	Opponent	Result
S26	SIMPSON	W, 28-0
O3	at Wisconsin	L, 0-30
O10	KANSAS	W, 20-0
O24	WASHINGTON (MO.)	W, 28-13
O31	at Missouri	L, 8-23
N7	GRINNELL	T, 9-9
N21	at Drake	W, 7-6
N26	KANSAS STATE	L, 7-13

1926 (4-3-1, 3-3-1 MVC, 7TH)

Head Coach: Noel Workman

Captain: Roland "Bud" Coe

Date	Opponent	Result
O4	at Washington (Mo.)	W, 6-0
O9	OKLAHOMA STATE	L, 0-13
O16	at Grinnell	T, 0-0
O23	MISSOURI	L, 3-7
O30	at Nebraska	L, 6-31
N13	DRAKE	W, 13-7
N20	at Kansas State	W, 3-2
N27	at UCLA	W, 20-0



Fans witness Iowa State's 10-0 win over Drake at Clyde Williams Field in 1924.

ALL-TIME RESULTS

1927 (4-3-1, 3-2 MVC, 4TH)

Date	Team	Result	Att.	AP	FD	Rushing			Passing			Total Off.	
						Att	Yds	TD	A-C-I	Yds	TD	Plays	Yds
O1	Iowa State at Nebraska*	L, 0-6	-	-	2	-	-	0	x-4-x	-	0	-	22
			-	-	7	-	-	1	x-3-x	-	0	-	128
O8	Iowa State SIMPSON	W, 26-6	-	-	12	-	293	4	11-4-0	87	0	-	380
			-	-	3	-	35	0	26-13-2	179	1	-	214
O15	Iowa State at Illinois	T, 12-12	-	-	-	-	2	-	-	-	0	-	-
			-	-	-	-	2	-	-	-	0	-	-
O29	Iowa State KANSAS STATE*	W, 12-7	-	-	10	-	180	2	3-1-2	20	0	-	200
			-	-	3	-	44	1	6-3-0	13	0	-	57
N5	Iowa State at Drake*	W, 7-0	-	-	15	-	170	0	15-9	168	1	-	338
			-	-	3	-	61	0	5-3	50	0	-	111
N11	Iowa State MISSOURI*	L, 6-13	-	-	15	-	215	1	8-2	19	0	-	234
			-	-	9	-	138	2	4-3	74	0	-	212
N19	Iowa State GRINNELL*	W, 14-0	-	-	15	-	243	2	14-5-2	54	0	-	297
			-	-	7	-	111	0	11-3-2	49	0	-	160
N24	Iowa State at Marquette	L, 0-34	-	-	-	-	0	-	-	-	0	-	-
			-	-	-	-	3	-	-	-	2	-	-

Head Coach: Noel Workman **Captain:** Walter Weiss

1928 (2-5-1, 2-2-1 BIG SIX, 4TH)

Date	Team	Result	Att.	AP	FD	Rushing			Passing			Total Off.	
						Att	Yds	TD	A-C-I	Yds	TD	Plays	Yds
O6	Iowa State NEBRASKA*	L, 0-12	5,884	-	8	-	135	0	27-7-3	84	0	-	219
				-	12	-	297	2	5-2-1	18	0	-	315
O13	Iowa State at Grinnell	L, 0-3	2,125	-	-	-	0	-	-	-	0	-	-
				-	-	-	0	-	-	-	0	-	-
O20	Iowa State at Missouri*	L, 19-28	6,002	-	8	-	113	1	8-4-1	64	0	-	177
				-	14	-	213	4	16-6-0	109	0	-	322
O27	Iowa State at Kansas*	T, 0-0	4,721	-	9	-	260	0	9-1-2	4	0	-	264
				-	5	-	80	0	11-6-0	69	0	-	149
N3	Iowa State OKLAHOMA*	W, 13-0	4,875	-	7	-	149	1	3-2-0	34	1	-	183
				-	11	-	127	0	17-5-2	42	0	-	169
N17	Iowa State KANSAS STATE*	W, 7-0	2,163	-	12	-	178	1	0-0-0	0	0	-	178
				-	4	-	70	0	4-1-0	8	0	-	78
N24	Iowa State at Drake	L, 0-18	10,294	-	7	-	104	0	18-4-3	67	0	-	171
				-	12	-	222	2	14-4-1	49	1	-	271
N29	Iowa State at Marquette	L, 0-6	7,779	-	-	-	0	-	-	-	0	-	-
				-	-	-	1	-	-	-	0	-	-

Head Coach: Noel Workman **Captain:** Harry Lindblom

1929 (1-7, 0-5 BIG SIX, 6TH)

Date	Opponent	Result	Att.	AP	FD	Rushing			Passing			Total Off.	
						Att	Yds	TD	A-C-I	Yds	TD	Plays	Yds
O5	Iowa State GRINNELL	W, 27-7	3,493	-	14	-	243	3	4-4-0	69	1	-	312
				-	8	-	23	0	20-6-1	76	1	-	99
O12	Iowa State MISSOURI*	L, 0-19	4,011	-	4	-	62	0	8-1-3	7	0	-	69
				-	15	-	207	2	10-4-2	70	0	-	277
O18	Iowa State at Marquette	L, 6-14	14,162	-	13	-	155	1	8-2-1	62	0	-	217
				-	6	-	204	2	1-0-0	0	0	-	204
O26	Iowa State KANSAS*	L, 0-33	5,277	-	6	-	78	0	3-2-0	40	0	-	118
				-	23	-	294	4	11-3-2	45	1	-	339
N2	Iowa State at Oklahoma*	L, 7-21	3,239	-	10	-	93	0	16-6-3	115	1	-	208
				-	6	-	168	1	8-4-3	65	1	-	233
N9	Iowa State at Kansas State*	L, 2-3	3,998	-	-	-	38	39	3-1-0	4	0	41	43
				-	-	-	59	77	3-0-0	0	0	62	77
N16	Iowa State DRAKE	L, 0-7	9,950	-	8	43	148	0	14-4-2	13	0	57	161
				-	8	50	123	0	12-4-2	48	1	62	171
N28	Iowa State at Nebraska*	L, 12-31	11,149	-	10	-	68	1	18-8-5	115	1	-	183
				-	21	-	221	3	14-9-0	99	2	-	320

Head Coach: Noel Workman **Captains:** Harry Johnson, Ed Schlenker



ALL-TIME RESULTS

1930 (0-9, 0-5 BIG SIX, 6TH)

Date	Opponent	Result	Att.	AP	FD	Rushing			Passing			Total Off.	
						Att	Yds	TD	A-C-I	Yds	TD	Plays	Yds
O4	Iowa State at Illinois	L, 0-7	32,718	-	4	-	137	0	6-0	0	0	-	137
O18	Iowa State NEBRASKA*	L, 12-14	5,611	-	11	-	68	1	15-8-4	194	1	-	262
O25	Iowa State at Kansas*	L, 6-20	6,214	-	6	-	95	1	5-1-0	31	0	-	263
N1	Iowa State OKLAHOMA*	L, 13-19	4,645	-	9	-	168	0	11-3-1	57	1	-	222
N8	Iowa State at Missouri*	L, 0-14	4,488	-	10	-	154	0	21-3-5	35	0	-	189
N15	Iowa State KANSAS STATE*	L, 0-13	3,320	-	8	-	102	0	11-3-4	22	0	-	124
N22	Iowa State at Drake	L, 19-20	8,079	-	15	-	264	2	7-3-1	53	0	-	317
N29	Iowa State at Loyola (La.)	L, 7-14	8,000	-	-	-	1	14-4	75	0	-	-	
D6	Iowa State at Rice	L, 7-13	10,000	-	-	-	1	7-2	2	0	-	-	

Head Coach: Noel Workman **Captain:** Maynard Spear

1931 (5-3, 3-1 BIG SIX, 2ND)

Date	Opponent	Result	Att.	AP	FD	Rushing			Passing			Total Off.	
						Att	Yds	TD	A-C-I	Yds	TD	Plays	Yds
S26	Iowa State SIMPSON	W, 6-0	4,116	-	8	-	131	1	6-1-0	23	0	-	154
O3	Iowa State at Morningside	W, 20-6	4,000	-	-	-	185	3	3-0	0	0	-	185
O9	Iowa State at Detroit	L, 0-20	18,000	-	3	-	0	8-1-3	12	0	-	-	
O24	Iowa State MISSOURI*	W, 20-0	5,589	-	15	-	273	3	11-3-2	28	0	-	301
O31	Iowa State at Oklahoma*	W, 13-12	4,426	-	4	-	63	2	9-1-3	56	0	-	119
N7	Iowa State KANSAS STATE*	W, 7-6	4,396	-	4	-	74	0	3-1-1	48	1	-	122
N14	Iowa State DRAKE	L, 6-7	8,472	-	9	-	24	1	17-7-1	97	0	-	121
N21	Iowa State at Nebraska*	L, 0-23	11,977	-	5	-	9	0	6-1-2	15	0	-	266

Head Coach: George Veenker **Captain:** Robert Bowmen

1932 (3-4-1, 0-4-1 BIG SIX, 6TH)

Date	Opponent	Result	Att.	AP	FD	Rushing			Passing			Total Off.	
						Att	Yds	TD	A-C-I	Yds	TD	Plays	Yds
S24	Iowa State SIMPSON	W, 21-0	2,333	-	10	-	220	2	8-1	15	0	-	235
O1	Iowa State MORNINGSIDE	W, 32-0	2,297	-	5	-	90	0	2-2-0	22	0	-	112
O8	Iowa State at Nebraska*	L, 6-12	9,222	-	5	-	69	0	10-2-2	41	1	-	110
O15	Iowa State KANSAS*	L, 0-26	4,483	-	2	-	88	0	6-1-1	10	0	-	98
O22	Iowa State at Missouri*	T, 0-0	6,000	-	6	-	76	0	8-1-2	-	0	-	-
N5	Iowa State at Kansas State*	L, 0-31	5,574	-	9	-	131	0	9-3-1	41	0	-	172
N12	Iowa State OKLAHOMA*	L, 12-19	1,620	-	17	-	163	1	12-6	92	1	-	255
N19	Iowa State DRAKE	W, 34-13	2,679	-	14	-	187	3	18-8-1	151	2	-	338

Head Coach: George Veenker **Captain:** Dick Grefe



ALL-TIME RESULTS

1933 (3-5-1, 1-4 BIG SIX, 5TH)

Date	Opponent	Result	Att.	AP	FD	Rushing			Passing			Total Off.	
						Att	Yds	TD	A-C-I	Yds	TD	Plays	Yds
S23	Iowa State CENTRAL	W, 14-0	4,067	-	16	-	241	2	2-0-0	0	0	-	241
					7	-	61	0	8-4-0	28	0	-	89
S29	Iowa State at Denver	W, 18-13	5,000	-	-	-	3	-	-	-	0	-	-
					-	-	2	-	-	-	0	-	-
O14	Iowa State NEBRASKA*	L, 0-20	5,209	-	1	-	16	0	6-1-2	-	0	-	-
					20	-	364	2	17-5-2	-	1	-	-
O21	Iowa State at Oklahoma*	L, 7-19	8,081	-	3	-	37	1	9-0-3	0	0	-	37
					13	-	184	2	19-5-2	80	1	-	264
O28	Iowa State MISSOURI*	W, 14-7	3,555	-	13	-	218	2	8-4-1	47	0	-	265
					13	-	159	0	12-4-2	55	1	-	214
N4	Iowa State at Iowa	L, 7-27	15,685	-	5	-	57	0	15-5-3	61	1	-	118
					12	-	266	4	0-0-0	0	0	-	266
N11	Iowa State KANSAS STATE*	L, 0-7	3,100	-	1	-	57	0	5-1-0	3	0	-	60
					14	-	266	1	5-2-0	10	0	-	276
N18	Iowa State at Kansas*	L, 6-20	6,200	-	8	-	93	1	29-8-4	68	0	-	161
					8	-	251	2	9-1-3	30	1	-	281
N25	Iowa State at Drake	T, 7-7	7,019	-	10	-	146	1	19-9-0	146	0	-	292
					13	-	223	1	6-1-2	3	0	-	226

Head Coach: George Veenker **Captain:** Magnus Lichter

1934 (5-3-1, 1-3-1 BIG SIX, 5TH)

Date	Opponent	Result	Att.	AP	FD	Rushing			Passing			Total Off.	
						Att	Yds	TD	A-C-I	Yds	TD	Plays	Yds
S29	Iowa State LUTHER	W, 23-3	3,534	-	19	-	357	3	7-2-2	18	0	-	375
					2	-	(-33)	0	7-2-2	56	0	-	23
O6	Iowa State GRINNELL	W, 26-6	3,921	-	18	-	196	4	14-4-1	49	0	-	245
					6	-	86	1	9-1-2	15	0	-	101
O13	Iowa State at Missouri*	W, 13-0	5,458	-	9	-	152	1	10-2-2	37	1	-	189
					6	-	66	0	12-3-2	31	0	-	97
O20	Iowa State IOWA	W, 31-6	16,576	-	8	-	157	4	6-3-1	30	0	-	187
					7	-	92	1	11-5-2	72	0	-	164
O27	Iowa State at Nebraska*	L, 6-7	24,320	-	13	-	203	1	9-0-4	0	0	-	203
					9	-	186	0	6-1-1	46	1	-	232
N3	Iowa State KANSAS*	T, 0-0	5,843	-	3	-	92	0	5-2-1	20	0	-	112
					10	-	174	0	6-1-1	4	0	-	178
N10	Iowa State at Oklahoma*	L, 0-12	8,000	-	2	-	10	0	6-0-4	0	0	-	10
					9	-	190	1	6-0-0	0	0	-	190
N17	Iowa State DRAKE	W, 33-12	5,870	-	13	-	250	3	12-5-3	131	2	-	381
					10	-	151	2	7-3-1	24	0	-	175
N24	Iowa State at Kansas State*	L, 0-20	7,800	-	6	-	57	0	11-3-3	37	0	-	94
					11	-	211	1	12-5-1	101	2	-	312

Head Coach: George Veenker **Captain:** Don Theophilus

1935 (2-4-3, 1-3-1 BIG SIX, 5TH)

Date	Opponent	Result	Att.	AP	FD	Rushing			Passing			Total Off.	
						Att	Yds	TD	A-C-I	Yds	TD	Plays	Yds
S28	Iowa State CORNELL	T, 6-6	3,918	-	8	-	108	0	12-2-6	6	0	-	114
					7	-	84	0	14-8-2	112	1	-	196
O5	Iowa State NEBRASKA*	L, 7-20	9,349	-	3	-	96	0	8-0-3	0	0	-	96
					14	-	240	2	8-0-2	0	0	-	240
O12	Iowa State UPPER IOWA	W, 23-0	3,610	-	16	-	339	3	11-2-3	27	0	-	366
					3	-	89	0	8-1-0	3	0	-	92
O19	Iowa State at Oklahoma*	L, 0-16	10,407	-	3	-	37	0	19-6-0	51	0	-	88
					18	-	328	2	5-1-0	28	0	-	356
O26	Iowa State MISSOURI*	T, 6-6	7,315	-	5	-	36	1	16-7	95	0	-	131
					14	-	169	0	15-3	46	0	-	215
N2	Iowa State at Marquette	L, 12-28	8,318	-	6	-	81	0	10-3-1	-	2	-	-
					16	-	259	3	19-6-0	-	1	-	-
N9	Iowa State KANSAS STATE*	L, 0-6	3,832	-	10	-	46	0	33-22-2	155	0	-	201
					10	-	159	0	3-1-1	50	1	-	209
N16	Iowa State at Drake	T, 7-7	7,533	-	3	-	77	0	15-3-1	18	1	-	95
					5	-	103	1	17-5-2	61	0	-	164
N23	Iowa State at Kansas*	W, 21-12	7,697	-	8	-	103	2	29-12-2	142	1	-	245
					15	-	145	1	31-14-3	171	0	-	316

Head Coach: George Veenker **Captain:** Ike Hayes



ALL-TIME RESULTS

1936 (3-3-2, 1-3-1 BIG SIX, 5TH)

Date	Opponent	Result	Att.	Rushing			Passing			Total Off.			
				AP	FD	TD	A-C-I	Yds	TD	Plays	Yds		
S26	Iowa State	T, 0-0	2,973	-	4	-	88	0	13-4-1	23	0	-	111
	NORTHERN IOWA			-	2	-	63	0	1-0-0	0	0	-	63
O3	Iowa State at Nebraska*	L, 0-34	27,172	-	6	-	71	0	7-1-4	8	0	-	79
				-	15	-	192	2	11-4-2	77	1	-	269
O10	Iowa State KANSAS*	W, 21-7	5,087	-	12	-	185	1	22-12-1	153	1	-	338
				-	7	-	180	1	23-3-4	46	0	-	226
O17	Iowa State CORNELL	W, 38-0	4,090	-	13	-	179	3	19-10-0	131	1	-	310
				-	4	-	92	0	7-3-1	55	0	-	147
O24	Iowa State at Missouri*	L, 0-10	8,642	-	5	-	54	0	13-5-2	32	0	-	86
				-	18	-	296	1	8-2-1	49	0	-	345
O31	Iowa State OKLAHOMA*	T, 7-7	7,512	-	2	-	13	0	5-4-1	16	1	-	29
				-	11	-	150	1	14-5-4	51	0	-	201
N14	Iowa State at Kansas State*	L, 7-47	8,727	-	5	-	5	0	23-5-3	51	0	-	56
				-	22	-	536	7	6-2-0	65	0	-	601
N21	Iowa State DRAKE	W, 21-7	7,383	-	18	-	236	2	17-7-2	65	0	-	301
				-	12	-	147	1	13-5-3	50	0	-	197

Head Coach: George Veenker **Captain:** Clarence Gustine

1937 (3-6, 1-4 BIG SIX, 15TH)

Date	Opponent	Result	Att.	Rushing			Passing			Total Off.			
				ISU	FD	TD	A-C-I	Yds	TD	Plays	Yds		
S25	Iowa State	W, 14-12	5,096	-	5	-	68	0	6-5-0	80	2	-	148
	NORTHERN IOWA			-	9	-	179	2	14-5-3	71	0	-	250
O2	Iowa State at Northwestern	L, 0-33	37,673	-	5	-	(-4)	0	11-4-1	75	0	-	71
				-	17	-	243	3	14-3-4	48	0	-	291
O9	Iowa State NEBRASKA*	L, 7-20	7,756	-	7	-	71	1	9-3-2	42	0	-	113
				-	9	-	198	2	18-2-2	37	0	-	235
O16	Iowa State at Kansas*	L, 6-14	5,511	-	5	-	11	1	11-6-2	84	0	-	95
				-	8	-	123	2	4-2-0	18	0	-	141
O23	Iowa State at Drake	L, 0-30	8,781	-	2	-	62	0	11-2-2	34	0	-	96
				-	15	-	180	3	17-7-1	84	1	-	264
O30	Iowa State MISSOURI*	L, 0-12	9,082	-	8	-	40	0	7-3-0	49	0	-	89
				-	7	-	134	1	7-4-1	34	1	-	168
N6	Iowa State at Oklahoma*	L, 7-33	8,194	-	6	27	37	0	14-4-0	37	1	41	74
				-	12	58	180	4	12-4	33	0	70	213
N13	Iowa State at Marquette	W, 3-0	4,897	-	12	-	131	0	10-4-0	26	0	-	157
				-	2	-	35	0	11-2-2	13	0	-	48
N20	Iowa State KANSAS STATE*	W, 13-7	3,157	-	7	-	124	2	6-3-2	23	0	-	147
				-	7	-	134	0	8-2-1	69	1	-	203

Head Coach: Jim Yeager **Captain:** Clarence Dee

1938 (7-1-1, 3-1-1 BIG SIX, 2ND)

Date	Opponent	Result	Att.	Rushing			Passing			Total Off.			
				AP	FD	TD	A-C-I	Yds	TD	Plays	Yds		
S23	Iowa State at Denver	W, 14-7	14,784	-	14	-	182	1	10-5	75	1	-	257
				-	12	-	71	0	21-10	151	1	-	222
O1	Iowa State LUTHER	W, 32-7	7,445	-	24	-	247	5	13-5-1	110	0	-	357
				-	8	-	41	0	19-9-0	97	1	-	138
O8	Iowa State at Nebraska*	W, 8-7	28,468	-	9	-	82	1	14-7-1	60	0	-	142
				-	10	-	164	0	15-4-1	50	1	-	214
O15	Iowa State at Missouri*	W, 16-13	8,873	-	5	-	108	1	4-2-1	23	1	-	131
				-	20	-	222	1	28-14-3	218	1	-	440
O22	Iowa State KANSAS*	W, 21-7	14,076	-	13	-	181	2	12-7-0	75	1	-	256
				-	15	-	182	1	8-1-1	12	0	-	194
O29	Iowa State at Marquette	W, 7-0	7,070	-	9	-	172	0	16-4-0	22	1	-	194
				-	3	-	37	0	11-2-3	15	0	-	52
N5	Iowa State DRAKE	W, 14-0	15,937	18	18	-	287	2	8-3-2	32	0	-	319
				-	8	-	32	0	13-1-2	23	0	-	55
N12	Iowa State at Kansas State*	T, 13-13	11,400	-	12	-	41	0	25-13-2	178	2	-	219
				-	11	-	184	1	8-2-1	19	1	-	203
N19	Iowa State OKLAHOMA*	L, 0-10	17,864	-	8	-	83	0	13-8-2	78	0	-	161
				7	7	-	51	1	21-8-1	111	0	-	162

Head Coach: Jim Yeager **Captains:** Ed Bock, Everett Kischer



ALL-TIME RESULTS

1939 (2-7, 1-4 BIG SIX, T4TH)

Date	Opponent	Result	Att.	AP	FD	Rushing			Passing			Total Off.	
						Att	Yds	TD	A-C-I	Yds	TD	Plays	Yds
S23	Iowa State COE	W, 19-0	7,873	-	-	-	-	0	-	-	2	-	-
S29	Iowa State at Denver	L, 0-6	14,487	-	-	-	-	0	-	-	0	-	-
O7	Iowa State at Kansas*	L, 0-14	8,043	-	11	-	-	0	18-4-1	-	0	-	80
O14	Iowa State NEBRASKA*	L, 7-10	11,770	-	5	-	116	1	1-0-0	0	0	-	151
O21	Iowa State at Drake	L, 0-7	9,150	-	7	-	160	0	13-5-0	27	0	-	187
O28	Iowa State MISSOURI*	L, 6-21	11,962	-	6	-	106	1	9-2-2	31	0	-	137
N4	Iowa State at Oklahoma*	L, 6-38	20,417	-	8	-	63	0	15-3-3	61	1	-	124
N11	Iowa State at Marquette	L, 2-21	11,464	-	5	-	16	0	x-8-1	58	0	-	74
N18	Iowa State KANSAS STATE*	W, 10-0	5,339	-	12	-	158	0	4-3-0	41	1	-	199
				-	18	-	120	0	17-12-1	158	0	-	278

Head Coach: Jim Yeager Captain: Marty Boswell

1940 (4-5, 2-3 BIG SIX, 4TH)

Date	Opponent	Result	Att.	AP	FD	Rushing			Passing			Total Off.		
						Att	Yds	TD	A-C-I	Yds	TD	Plays	Yds	
S21	Iowa State LUTHER	W, 27-0	7,249	-	15	-	255	3	18-7-3	62	0	-	317	
S27	Iowa State at Denver	L, 7-14	13,651	-	2	-	19	0	9-0-2	0	0	-	19	
O5	Iowa State KANSAS*	W, 7-0	7,491	-	6	-	78	1	3-0-1	0	0	-	78	
O11	Iowa State at Marquette	L, 25-41	11,389	-	13	-	129	0	23-8-4	74	0	-	203	
O19	Iowa State at Missouri*	L, 14-30	12,457	-	15	-	115	2	23-13-2	136	0	-	251	
O26	Iowa State OKLAHOMA*	L, 7-20	11,424	-	9	-	201	2	9-4-1	34	1	-	235	
N9	Iowa State DRAKE	W, 7-6	5,444	-	12	-	165	0	15-6-1	66	1	-	231	
N16	Iowa State at Kansas State*	W, 12-0	7,936	-	12	-	178	3	13-6-0	64	0	-	242	
N23	Iowa State at Nebraska*	L, 12-21	17,541	-	8	17	-	162	1	8-2-1	55	0	-	217
				-	14	-	157	1	16-6-3	14	0	-	171	
				-	6	-	27	1	7-3-0	52	0	-	79	
				-	9	-	161	0	10-3-0	37	0	-	198	
				-	6	-	53	1	12-9-0	122	0	-	175	
				8	17	-	278	3	8-3-0	40	0	-	318	

Head Coach: Jim Yeager Captain: Tom Smith

1941 (2-6-1, 0-4-1 BIG SIX, 5TH)

Date	Opponent	Result	Att.	AP	FD	Rushing			Passing			Total Off.	
						Att	Yds	TD	A-C-I	Yds	TD	Plays	Yds
S26	Iowa State at Denver	W, 7-6	14,137	-	-	-	184	1	6-0-3	0	0	-	184
O4	Iowa State NEBRASKA*	L, 0-14	12,413	-	12	-	113	1	16-5-1	89	0	-	202
O18	Iowa State MISSOURI*	L, 13-39	12,207	-	11	-	146	2	20-16-3	103	0	-	126
O25	Iowa State at Kansas*	L, 0-13	5,534	-	6	-	50	1	5-1-0	10	0	-	156
N1	Iowa State SOUTH DAKOTA	W, 27-0	4,346	-	14	-	437	4	26-11-3	135	1	-	185
N8	Iowa State at Oklahoma*	L, 0-55	14,633	-	14	-	191	2	6-1-1	16	0	-	453
N15	Iowa State at Drake	L, 13-14	5,282	-	10	-	90	0	14-6-3	119	0	-	209
N22	Iowa State KANSAS STATE*	T, 12-12	4,381	-	14	-	191	2	9-5-1	46	0	-	237
N29	Iowa State at Marquette	L, 13-28	3,806	-	15	-	161	1	28-13-1	191	3	-	352
				-	6	-	100	0	13-5-1	56	0	-	156
				-	3	-	22	0	26-8	67	0	-	89
				-	21	-	226	7	20-10	185	1	-	411
				-	11	-	135	2	18-9-1	126	0	-	261
				-	16	-	174	1	14-8-1	80	1	-	254
				-	12	-	102	1	17-8-2	73	0	-	175
				-	12	-	205	0	10-3-1	11	1	-	216
				-	-	-	-	1	-	-	0	-	-
				-	-	-	-	2	-	-	2	-	-

Head Coach: Ray Donels Captain: LaVerne "Butch" Lewis



ALL-TIME RESULTS

1942 (3-6, 1-4 BIG SIX, T5TH)

Date	Opponent	Result	Att.	AP	FD	Rushing			Passing			Total Off.	
						Att	Yds	TD	A-C-I	Yds	TD	Plays	Yds
S25	Iowa State at Denver	W, 7-0	7,073	-	-	-	-	1	-	0	-	-	-
O3	Iowa State at Nebraska*	L, 0-26	14,472	-	7	-	104	0	11-3-6	50	0	-	154
O10	Iowa State MARQUETTE	L, 12-34	6,507	-	18	-	109	1	23-8-2	82	1	-	302
O17	Iowa State DRAKE	W, 29-6	6,081	-	16	-	320	3	10-4-3	36	0	-	212
O24	Iowa State at Missouri*	L, 6-45	7,094	-	16	-	100	1	28-14-3	152	0	-	356
O31	Iowa State OKLAHOMA*	L, 7-14	7,720	-	9	-	67	1	10-5-2	40	0	-	172
N6	Iowa State at Villanova	L, 7-32	8,827	-	9	-	132	1	10-4-1	54	1	-	252
N14	Iowa State KANSAS*	W, 20-13	4,217	-	11	-	160	2	19-5-2	57	0	-	539
N21	Iowa State at Kansas State*	L, 6-7	4,180	-	14	-	92	1	10-5-1	48	1	-	107
				-	8	-	118	0	14-8-1	12	1	-	189
				-	12	-	235	3	15-9-0	127	2	-	362
				-	11	-	160	2	11-5-1	48	1	-	208
				-	7	-	92	0	14-8-1	12	1	-	104
				-	14	-	92	1	30-17-2	168	0	-	260
				-	8	-	118	0	5-2-3	14	1	-	132

Coaches: Ray Donels, Mike Michalske **Captain:** Royal Lohry

1943 (4-4, 3-2 BIG SIX, 3RD)

Date	Opponent	Result	Att.	AP	FD	Rushing			Passing			Total Off.	
						Att	Yds	TD	A-C-I	Yds	TD	Plays	Yds
O2	Iowa State IOWA PRE-FLIGHT	L, 13-33	5,374	-	7	31	158	1	23-10-5	96	1	54	254
O9	Iowa State at Kansas*	W, 13-6	3,992	-	9	-	173	0	8-1-0	18	0	54	488
O16	Iowa State NEBRASKA*	W, 27-6	5,480	-	6	41	153	2	16-11-1	87	2	-	260
O23	Iowa State at Ottumwa Pre-Flight	L, 12-13	2,712	-	6	31	139	1	3-2	15	0	-	79
O30	Iowa State at Oklahoma*	L, 7-21	5,170	-	13	59	162	1	11-4-2	98	2	52	251
N6	Iowa State MISSOURI*	L, 7-25	4,490	-	6	36	115	0	16-4-3	17	0	62	201
N13	Iowa State DRAKE	W, 20-0	4,750	-	12	39	101	2	16-4-3	35	0	44	187
N20	Iowa State KANSAS STATE*	W, 48-0	3,772	-	16	46	261	3	4-3-1	35	0	44	187
				-	6	36	115	0	9-3-5	51	1	45	166
				-	16	52	327	4	5-1-2	46	0	57	373
				-	12	39	101	2	24-8-3	110	1	63	211
				-	3	29	12	0	15-4-1	64	0	44	76
				-	16	46	261	3	24-13-1	172	4	70	433
				-	11	37	66	0	30-11-5	151	0	67	217

Head Coach: Mike Michalske **Captain:** None

1944 (6-1-1, 3-1-1 BIG SIX, 2ND)

Date	Opponent	Result	Att.	AP	FD	Rushing			Passing			Total Off.	
						Att	Yds	TD	A-C-I	Yds	TD	Plays	Yds
S30	Iowa State GUSTAVUS ADOLPHUS	W, 49-0	3,864	-	14	49	369	5	22-13-1	145	2	71	514
O7	Iowa State DOANE	W, 59-0	3,461	-	13	44	373	8	25-9-10	108	0	45	117
O14	Iowa State KANSAS*	W, 25-0	4,650	-	15	54	173	2	6-3-0	21	1	50	394
O21	Iowa State at Missouri*	T, 21-21	5,281	-	10	-	156	1	21-4-1	27	0	61	124
O28	Iowa State at Kansas State*	W, 14-0	3,102	-	13	-	236	2	22-11-1	151	2	76	324
N4	Iowa State OKLAHOMA*	L, 7-12	8,474	-	7	36	173	1	16-3-4	32	0	42	76
N11	Iowa State at Nebraska*	W, 19-6	7,263	-	15	-	288	3	12-7-2	53	1	-	209
N18	Iowa State DRAKE	W, 9-0	5,142	-	15	-	208	1	13-8-1	162	1	-	453
				-	25	-	291	2	10-5	61	0	-	333
				-	13	-	195	0	10-5	61	0	-	256
				-	7	36	173	1	8-3-0	22	0	44	195
				-	14	50	220	2	8-2-2	16	0	58	278
				-	15	-	288	3	4-2-0	21	0	-	309
				-	6	-	118	1	9-2-0	19	0	-	137
				-	15	-	208	1	4-3-0	17	0	-	225
				-	12	-	203	0	6-2-0	40	0	-	243

Head Coach: Mike Michalske **Captain:** None



ALL-TIME RESULTS

1945 (4-3-1, 2-2-1 BIG SIX, 3RD)

Date	Opponent	Result	Att.	AP	FD	Rushing			Passing			Total Off.	
						Att	Yds	TD	A-C-I	Yds	TD	Plays	Yds
S22	Iowa State at Northwestern	L, 6-18	34,725	-	9	-	58	1	14-7-1	105	0	-	163
S29	Iowa State NORTHERN IOWA	W, 48-13	4,940	-	12	42	245	6	15-5-1	89	1	57	334
O6	Iowa State at Kansas*	T, 13-13	6,875	-	12	-	125	1	25-13-4	173	1	-	298
O13	Iowa State MISSOURI*	L, 7-13	8,157	-	8	42	171	1	19-5-5	54	0	61	225
O20	Iowa State NEBRASKA*	W, 27-7	11,699	-	12	48	443	4	15-5-2	45	0	54	488
N3	Iowa State KANSAS STATE*	W, 40-13	5,572	-	12	49	161	3	19-11-1	156	3	68	317
N10	Iowa State at Oklahoma*	L, 7-14	13,163	-	11	58	122	1	21-9-1	133	0	79	255
N17	Iowa State at Drake	W, 8-6	8,442	-	10	37	164	0	8-3-2	36	1	45	200
				-	6	27	126	0	9-2-2	56	1	36	182

Head Coach: Mike Michalske **Captain:** None



The 1944 Cyclones, coached by Mike Michalske, finished with a 6-1-1 record, shutting out five opponents and allowing just 39 points all season.

1947 (3-6, 1-4 BIG SIX, 5TH)

Date	Team	Result	Att.	AP	FD	Rushing			Passing			Total Off.	
						Att	Yds	TD	A-C-I	Yds	TD	Plays	Yds
S20	Iowa State	W, 31-14	10,544	-	14	38	178	1	20-11-1	182	3	58	360
	NORTHERN IOWA			-	5	36	92	1	15-3-4	80	1	51	172
S27	Iowa State	L, 0-7	9,989	-	13	45	133	0	20-6-2	92	0	65	225
	COLORADO			-	8	35	72	0	16-4-3	99	1	51	171
O4	Iowa State	L, 7-27	17,591	-	9	43	123	0	11-1-1	60	1	54	183
	at Kansas*			-	14	41	229	3	9-6-0	83	1	50	312
O11	Iowa State	L, 7-14	13,590	-	12	52	97	1	19-6-0	101	0	71	198
	NEBRASKA*			-	2	33	62	2	2-0-1	0	0	35	62
O18	Iowa State	L, 0-20	25,377	-	5	30	34	0	14-2-1	12	0	44	46
	at Michigan State			-	12	55	344	3	3-1-0	3	0	58	347
O25	Iowa State	L, 7-26	14,763	-	10	33	120	1	22-7-6	92	0	55	212
	MISSOURI*			-	20	61	286	2	18-9-1	106	2	79	392
N1	Iowa State	L, 9-27	26,473	-	14	57	231	0	15-5-2	59	1	72	290
	at Oklahoma*			-	4	59	270	4	5-1-1	7	0	64	277
N8	Iowa State	W, 36-6	9,786	-	16	52	287	4	15-5-0	69	1	67	356
	at Drake			-	8	34	65	1	13-5-0	67	0	47	132
N15	Iowa State	W, 14-0	5,791	-	15	53	242	1	11-4-2	77	1	64	319
	KANSAS STATE*			-	4	24	43	0	10-4-1	41	0	34	84

Head Coach: Abe Stuber **Captains:** Harley Rollinger, Vic Weber

Offense - LE Dean Laun, LT Tom Southard, LG Joe Brubaker, C Rod Rust, RG Norman Anderson, RT Harley Rollinger, RE Bob Jensen, QB Don Ferguson, LH Webb Halbert, RH Vic Weber, FB Ray Klootwyk

BY QUARTERS	1	2	3	4	OT	Total	RUSHING										PASSING										PUNTING									
Iowa State						111	Player	G	Att	Gain	Loss	Net	Avg.	TD	Lg	Gm	Player	No	Yds	Avg.	Lg	TD	FC	I20	Bk											
Opponents						141	Halbert	-	109	503	39	464	4.26	3	-	-	Norman	48	1627	33.90	-	-	-	-	4											
							Weber	-	74	277	28	249	3.36	0	-	-	Halbert	4	127	31.80	-	-	-	-	-	-										
TEAM STATISTICS	Iowa State	Opponents						Klootwyk	-	57	229	5	224	3.93	1	-	-	Griffith	1	43	43.00	-	-	-	-	-										
FIRST DOWNS	108	77						Paulson	-	24	148	9	139	5.79	0	-	-	PUNT RETURNS																		
Rushing	81	57						Ferguson	-	21	112	31	81	3.86	1	-	-	Player	No <td>Yds <td>Avg. <td>TD <td>Lg</td> <td colspan="5"></td> </td></td></td>	Yds <td>Avg. <td>TD <td>Lg</td> <td colspan="5"></td> </td></td>	Avg. <td>TD <td>Lg</td> <td colspan="5"></td> </td>	TD <td>Lg</td> <td colspan="5"></td>	Lg													
Passing	19	18						Bean	-	5	61	6	55	11.00	0	-	-	Ferguson	36	392	10.9	-	-													
Penalty	8	2						Angle	-	11	36	6	30	2.73	0	-	-	Halbert	6	76	12.7	-	-													
RUSHING YARDAGE	1446	1463						Griffith	-	20	66	46	20	1.00	0	-	-	Griffith	4	29	7.3	-	-													
Yards Gained	1708	1695						Knack	-	3	7	1	6	2.00	0	-	-	Angle	2	6	3.0	-	-													
Yards Lost	262	232						Carney	-	1	0	0	0	0.00	0	-	-	KICKOFF RETURNS																		
Rushing Attempts	401	378						Grundman	-	2	0	0	0	0.00	0	-	-	Player	No <td>Yds <td>Avg. <td>TD <td>Lg</td> <td colspan="5"></td> </td></td></td>	Yds <td>Avg. <td>TD <td>Lg</td> <td colspan="5"></td> </td></td>	Avg. <td>TD <td>Lg</td> <td colspan="5"></td> </td>	TD <td>Lg</td> <td colspan="5"></td>	Lg													
Average Per Rush	2.9	3.9						Jensen	-	3	5	5	0	0.00	0	-	-	Ferguson	6	118	19.7	-	-													
Average Per Game	127.3	162.6						Norman	-	23	40	82	-42	-1.83	0	-	-	Halbert	4	95	23.8	-	-													
Rushing TD	-	-						PASSING										Webster	3	54	18.0	-	-													
PASSING YARDAGE	744	486						Player	G	Att	Cmp	Int	Pct.	Yds	TD	Lg	Gm	Griffith	3	82	27.3	-	-													
Attempts	147	91						Norman	-	110	35	8	318	504	5	-	-	Norman	2	22	11.0	-	-													
Completions	47	33						Ferguson	-	21	5	4	238	100	0	-	-	Paulson	2	28	14.0	-	-													
Interceptions	15	11						Griffith	-	9	3	2	333	94	2	-	-	Carney	1	60	60.0	-	-													
Average Per Attempt	5.1	5.3						Halbert	-	4	1	1	250	10	0	-	-	Bean	1	23	23.0	-	-													
Average Per Comp.	15.8	14.7						Klootwyk	-	2	2	0	1.00	35	0	-	-	Chauncey	1	17	17.0	-	-													
Average Per Game	82.6	54.0						Chauncey	-	1	1	0	1.00	1	0	-	-	INTERCEPTIONS																		
Passing TD	-	-						RECEIVING										Player	No <td>Yds <td>Avg. <td>TD <td>Lg</td> <td colspan="5"></td> </td></td></td>	Yds <td>Avg. <td>TD <td>Lg</td> <td colspan="5"></td> </td></td>	Avg. <td>TD <td>Lg</td> <td colspan="5"></td> </td>	TD <td>Lg</td> <td colspan="5"></td>	Lg													
TOTAL OFFENSE	2190	1949						Player	G	Rec	Yds <td>Avg. <td>TD <td>Lg <td>Gm</td> <td>Ferguson</td> <td>3</td> <td>16</td> <td>5.3</td> <td>-</td> <td>-</td> <td colspan="5"></td> </td></td></td>	Avg. <td>TD <td>Lg <td>Gm</td> <td>Ferguson</td> <td>3</td> <td>16</td> <td>5.3</td> <td>-</td> <td>-</td> <td colspan="5"></td> </td></td>	TD <td>Lg <td>Gm</td> <td>Ferguson</td> <td>3</td> <td>16</td> <td>5.3</td> <td>-</td> <td>-</td> <td colspan="5"></td> </td>	Lg <td>Gm</td> <td>Ferguson</td> <td>3</td> <td>16</td> <td>5.3</td> <td>-</td> <td>-</td> <td colspan="5"></td>	Gm	Ferguson	3	16	5.3	-	-															
Total Plays	548	469						Dean Laun	-	11	246	22.4	2	-	-	-	Chauncey	2	33	16.0	-	-														
Average Per Play	4.0	4.2						Jensen	-	11	212	19.3	2	-	-	-	Jensen	1	33	33.0	-	-														
Average Per Game	243.2	216.6						Weber	-	8	119	14.9	2	-	-	-	Klootwyk	1	8	8.0	-	-														
KICKOFF RETURNS	23-499	27-464						Halbert	-	6	39	6.5	0	-	-	-	Halbert	1	5	5.0	-	-														
Average	21.7	17.2						Bennett	-	4	69	17.3	0	-	-	-	Omer	1	4	4.0	-	-														
PUNT RETURNS	48-503	24-180						Angle	-	2	14	7.0	0	-	-	-	Bush	1	1	1.0	-	-														
Average	10.5	7.5						Knop	-	1	14	14.0	1	-	-	-	Rust	1	0	0.0	-	-														
INTERCEPTION RETURNS	11-99	15-138						Klootwyk	-	1	12	12.0	0	-	-	-	TOTAL OFFENSE LEADERS																			
Average	9.0	9.2						Griffith	-	1	7	7.0	0	-	-	-	Player	G <td>Plays <td>Rush <td>Pass <td>Tot <td>Avg.</td> <td colspan="5"></td> </td></td></td></td>	Plays <td>Rush <td>Pass <td>Tot <td>Avg.</td> <td colspan="5"></td> </td></td></td>	Rush <td>Pass <td>Tot <td>Avg.</td> <td colspan="5"></td> </td></td>	Pass <td>Tot <td>Avg.</td> <td colspan="5"></td> </td>	Tot <td>Avg.</td> <td colspan="5"></td>	Avg.													
FUMBLES-LOST	23-15	22-14						Ferguson	-	1	7	7.0	0	-	-	-	Halbert	-	113	464	10	474	4.19													
PENALTIES-YARDS	52-429	53-461						Paulson	-	1	4	4.0	0	-	-	-	Norman	-	133	-42	504	462	3.47													
Average Per Game	47.7	51.2						SCORING										Weber	-	74	249	0	249	3.36												
PUNTS-YARDS	53-1796	73-2661						Player	TD <td>FG <td>Kick <td>Rush <td>Pass <td>DXP <td>Saf <td>Pts</td> <td>Rollinger</td> <td>-</td> <td>3</td> <td>-3</td> <td>15</td> <td>-12</td> <td>0</td> <td>0</td> <td>0</td> <td>0</td> <td>0</td> <td>21</td> </td></td></td></td></td></td>	FG <td>Kick <td>Rush <td>Pass <td>DXP <td>Saf <td>Pts</td> <td>Rollinger</td> <td>-</td> <td>3</td> <td>-3</td> <td>15</td> <td>-12</td> <td>0</td> <td>0</td> <td>0</td> <td>0</td> <td>0</td> <td>21</td> </td></td></td></td></td>	Kick <td>Rush <td>Pass <td>DXP <td>Saf <td>Pts</td> <td>Rollinger</td> <td>-</td> <td>3</td> <td>-3</td> <td>15</td> <td>-12</td> <td>0</td> <td>0</td> <td>0</td> <td>0</td> <td>0</td> <td>21</td> </td></td></td></td>	Rush <td>Pass <td>DXP <td>Saf <td>Pts</td> <td>Rollinger</td> <td>-</td> <td>3</td> <td>-3</td> <td>15</td> <td>-12</td> <td>0</td> <td>0</td> <td>0</td> <td>0</td> <td>0</td> <td>21</td> </td></td></td>	Pass <td>DXP <td>Saf <td>Pts</td> <td>Rollinger</td> <td>-</td> <td>3</td> <td>-3</td> <td>15</td> <td>-12</td> <td>0</td> <td>0</td> <td>0</td> <td>0</td> <td>0</td> <td>21</td> </td></td>	DXP <td>Saf <td>Pts</td> <td>Rollinger</td> <td>-</td> <td>3</td> <td>-3</td> <td>15</td> <td>-12</td> <td>0</td> <td>0</td> <td>0</td> <td>0</td> <td>0</td> <td>21</td> </td>	Saf <td>Pts</td> <td>Rollinger</td> <td>-</td> <td>3</td> <td>-3</td> <td>15</td> <td>-12</td> <td>0</td> <td>0</td> <td>0</td> <td>0</td> <td>0</td> <td>21</td>	Pts	Rollinger	-	3	-3	15	-12	0	0	0	0	0	21								
Average Per Punt	33.9	36.5						Chauncey	3	0	0	0	0	0	0	0	0	18	Halbert	3	0	0	0	0	0	0	0	18								
TIME OF POSSESSION	-	-						Weber	2	0	0	0	0	0	0	0	12	Jensen	2	0	0	0	0	0	0	0	12									
Touchdowns	15	-						Jensen	2	0	0	0	0	0	0	0	12	Dean Laun	2	0	0	0	0	0	0	0	12									
Rushing	8	-						Ferguson	1	0	0	0	0	0	0	0	6	Ferguson	1	0	0	0	0	0	0	0	6									
Passing	7	-						Klootwyk	1	0	0	0	0	0	0	0	6	Knop	1	0	0	0	0	0	0	0	6									
Return	-	-						ALL PURPOSE LEADERS										Player	G <td>Rush <td>Rec <td>PR <td>KR <td>IR <td>Tot <td>Avg.</td> </td></td></td></td></td></td>	Rush <td>Rec <td>PR <td>KR <td>IR <td>Tot <td>Avg.</td> </td></td></td></td></td>	Rec <td>PR <td>KR <td>IR <td>Tot <td>Avg.</td> </td></td></td></td>	PR <td>KR <td>IR <td>Tot <td>Avg.</td> </td></td></td>	KR <td>IR <td>Tot <td>Avg.</td> </td></td>	IR <td>Tot <td>Avg.</td> </td>	Tot <td>Avg.</td>	Avg.										
PAT Kicks	12-15	141						Chauncey	3	0	0	0	0	0	0	0	21	Halbert	-	464	39	76	95	0	674	74.9										
2-point Attempts	0-0	-						Halbert	3	0	0	0	0	0	0	18	Ferguson	-	81	7	392	118	16	614	68.2											
Field Goals	3-3	-						Weber	2	0	0	0	0	0	12	Dean Laun	-	0	246	0	0	0	0	246	-											
Safeties	-	-						Jensen	2	0	0	0	0	0	12																					
TOTAL POINTS	111	141																																		
AVERAGE PER GAME	12.3	15.7																																		



1950 (3-6-1, 2-3-1 BIG SEVEN, 5TH)

Date	Team	Result	Att.	AP	FD	Rushing			Passing			Total Off.	
						Att	Yds	TD	A-C-I	Yds	TD	Plays	Yds
S23	Iowa State COLORADO*	W, 14-7	10,739	-	17	53	198	2	17-5-1	93	0	70	291
					8	45	118	1	10-4-1	84	0	55	202
S30	Iowa State at Northwestern	L, 13-23	38,473	-	15	39	120	1	29-15-3	151	1	68	271
					20	64	292	3	24-8-0	142	1	88	434
O7	Iowa State NORTHERN IOWA	W, 26-8	11,001	-	18	55	171	4	21-11-0	237	2	76	408
					10	50	178	1	5-0-0	0	0	55	178
O14	Iowa State KANSAS*	L, 21-33	17,392	-	18	34	144	2	26-17-3	198	1	60	342
					20	62	355	4	10-2-1	43	1	72	398
O21	Iowa State at Missouri*	T, 20-20	23,101	-	16	37	103	0	28-17-2	279	3	65	382
					20	66	277	2	16-5-3	87	1	82	364
O28	Iowa State OKLAHOMA*	L, 7-20	16,883	-	13	40	102	0	19-9-2	121	1	59	223
				3	22	54	234	3	10-4-0	76	0	64	310
N4	Iowa State at Kansas State*	W, 13-7	13,342	-	16	51	274	2	11-5-1	54	0	62	328
					15	53	147	1	12-6-1	154	0	65	301
N11	Iowa State DRAKE	L, 21-35	15,519	-	18	46	123	2	32-15-4	185	1	78	308
					16	48	256	4	13-8-2	98	1	61	354
N18	Iowa State at Nebraska*	L, 13-20	37,193	-	14	37	108	2	20-11-0	137	0	57	245
				18	17	74	266	3	3-0-1	0	0	77	266
N25	Iowa State at Arizona	L, 26-27	13,868	-	19	40	176	4	23-12-2	119	0	63	295
					24	64	283	4	10-5-1	57	0	74	340

Head Coach: Abe Stuber **Captain:** Vince Beacom

Offense - LE Sy Wilhelm, LT Lowell Titus, LG Stan Campbell, C Rollie Arns, RG Bob Matheson, RT John Tillio, RE Jim Doran, QB Bill Weeks, LH Melvin Meling, RH Mark Rothacker, FB Maury Schnell

BY QUARTERS	1	2	3	4	OT	Total	RUSHING										PASSING										PUNTING									
Iowa State	18	48	34	74	174		Player	G	Att	Gain	Loss	Net	Avg.	TD	Lg	Gm	Player	No	Yds	Avg	Lg	TD	FC	I20	Blk											
Opponents	59	57	44	40	-	200	Schnell	-	131	520	30	490	3.7	1	-	-	Green	35	1150	32.86	-	-	-	-	-											
TEAM STATISTICS							Iowa State										Opponents																			
FIRST DOWNS	164	172	Rushing	94	136	Green	-	32	119	2	117	3.7	1	-	-	McGlynn	6	45	7.5	-	-	-	-	-	-											
	94	136	Passing	61	33	iaun	-	16	47	11	36	2.2	0	-	-	Steward	5	22	3.7	-	-	-	-	-												
	61	33	Penalty	9	3	Carney	-	5	21	8	13	2.6	0	-	-	Carney	1	28	28.0	-	-	-	-	-												
RUSHING YARDAGE	1519	2406	Yards Gained	1827	2710	Eichom	-	1	9	0	9	9.0	0	-	-	Eichorn	1	19	19.0	-	-	-	-	-												
	1827	2710	Yards Lost	308	304	Doran	-	1	0	5	-5	-5.0	0	-	-	Laun	1	7	7.0	-	-	-	-	-												
	308	304	Rushing Attempts	432	580											Campbell	1	6	6.0	-	-	-	-	-												
	432	580	Average Per Rush	3.5	4.1	PASSING										Hess	2	6	3.0	-	-	-	-	-												
	3.5	4.1	Average Per Game	151.9	240.6	Player	G	Att	Cmp	Int	Pct.	Yds	TD	Lg	Gm																					
	151.9	240.6	Rushing TD	-	-	Weeks	-	220	116	-16	.527	1552	9	-	-																					
PASSING YARDAGE	1574	741	Attempts	226	169	Ferguson	-	3-1-1	.333	22	0	0	-	-	-	KICKOFF RETURNS																				
	226	169	Completions	117	69	Griffith	-	1-0-0	.000	0	0	0	-	-	-	Player	No	Yds	Avg	TD	Lg															
	117	69	Interceptions	18	20	Sutherland	-	1-0-0	.000	0	0	0	-	-	-	Green	11	247	22.5	-	-	-	-	-												
	18	20	Average Per Attempt	7.0	6.3	Halbert	-	1-0-1	.00	0	0	0	-	-	-	Rothacker	7	124	17.7	-	-	-	-	-												
	7.0	6.3	Average Per Comp.	13.5	17.6	RECEIVING										Eichorn	5	64	12.8	-	-	-	-	-												
	13.5	17.6	Average Per Game	157.4	74.1	Player	G	Rec	Yds	Avg	TD	Lg	Gm			Cimburek	5	43	8.6	-	-	-	-	-												
	157.4	74.1	Passing TD	9	4	Doran	-	42	651	15.5	6	-	-	-	-	Meling	2	45	22.5	-	-	-	-	-												
TOTAL OFFENSE	3093	3147	Total Plays	658	693	Wilhelmi	-	38	443	11.7	2	-	-	-	-	McGlynn	2	22	11.0	-	-	-	-	-												
	658	693	Average Per Play	4.7	4.5	Meling	-	12	101	8.4	1	-	-	-	-	Laun	1	17	17.0	-	-	-	-	-												
	4.7	4.5	Average Per Game	309.3	314.7	Congiardo	-	8	120	15.0	0	-	-	-	-	Voetberg	1	10	10.0	-	-	-	-	-												
KICKOFF RETURNS	40-689	34-570	Average	17.2	16.8	McGlynn	-	5	59	11.8	0	-	-	-	-	Congiardo	1	9	9.0	-	-	-	-	-												
	17.2	16.8	PUNT RETURNS	26-191	24-176	Schnell	-	4	52	13.0	0	-	-	-	-																					
	26-191	24-176	Average	7.3	7.3	Voetberg	-	2	23	11.5	0	-	-	-	-																					
INTERCEPTION RETURNS	20-209	18-178	Average	10.5	9.9	Titus	-	1	19	19.0	0	-	-	-	-																					
	10.5	9.9	FUMBLES-LOST	27-18	27-13	Carney	-	1	14	14.0	0	-	-	-	-																					
	27-18	27-13	PENALTIES-YARDS	49-386	47.0	Eichom	-	1	9	9.0	0	-	-	-	-																					
	49-386	47.0	Average Per Game	36.6	36.6	Rothacker	-	1	8	8.0	0	-	-	-	-																					
PUNTS-YARDS	44-1461	49-1741	Average Per Punt	33.2	35.5	Green	-	1	5	5.0	0	-	-	-	-																					
	33.2	35.5	TIME OF POSSESSION	-	-	Brockmeyer	-	0	12	0.0	0	-	-	-	-																					
TOUCHDOWNS	26	-	Rushing	17	-	Beacom	-	0	6	0.0	0	-	-	-	-																					
	17	-	Passing	9	-	McDermott	-	0	5	0.0	0	-	-	-	-																					
	9	-	Return	0	-	SCORING																														
	0	-	PAT Kicks	18-26	-	Player	TD	FG								-----PAT-----	Kick	Rush	Pass	DXP	Saf	Pts														
	18-26	-	2-point Attempts	0-0	-	Doran	6	0-0	0-0	0-0	0-0	0	0	36																						
	0-0	-	Field Goals	0-0	-	Weeks	6	0-0	0-0	0-0	0-0	0	0	36																						
	0-0	-	Safeties	-	-	McGlynn	3	0-0	0-0	0-0	0-0	0	0	18																						
	-	-	TOTAL POINTS	174	200	Clendening	0	0-0	26-18	0-0	0-0	0	0	18																						
	174	200	AVERAGE PER GAME	17.4	20.0	Congiardo	3	0-0	0-0	0-0	0-0	0	0	18																						
	17.4	20.0				Meling	2	0-0	0-0	0-0	0-0	0	0	12																						
						Wilhelmi	2	0-0	0-0	0-0	0-0	0	0	12																						
						Schnell	1	0-0	0-0	0-0	0-0	0	0	6																						
						Green	1	0-0	0-0	0-0	0-0	0	0	6																						
						Rothacker	1	0-0	0-0	0-0	0-0	0	0	6																						
						Cimburek	1	0-0	0-0	0-0	0-0	0	0	6																						

ALL PURPOSE LEADERS

Player	G	Rush	Rec	PK	RR	IR	Tot	Avg
Doran	5	651	0	0	0	0	646	
Schnell	490	52	0	0	0	0	542	54.2
Wilhelmi	0	443	0	0	0	443	-	



1951 (4-4-1, 2-4 BIG SEVEN, T4TH)

Date	Team	Result	Att.	AP	FD	Rushing			Passing			Total Off.		
						Att	Yds	TD	A-C-I	Yds	TD	Plays	Yds	
S22	Iowa State	W, 53-21	9,145	-	20	63	257	4	14-11-1	174	4	77	431	
	WAYNE			-	10	34	84	2	23-9-2	179	1	57	263	
S29	Iowa State at Kansas*	L, 33-53	26,000	-	17	71	238	5	25-8-3	84	0	96	322	
				-	8	38	223	6	13-4-2	135	2	51	358	
O6	Iowa State at Marquette	T, 6-6	4,748	-	1	47	5	0	0-0-0	0	0	47	5	
				-	9	64	141	0	12-5-2	99	1	76	240	
O13	Iowa State KANSAS STATE*	W, 32-6	15,789	-	22	48	153	2	29-17-3	196	2	77	349	
				-	11	34	84	0	24-10-3	94	0	58	178	
O20	Iowa State MISSOURI*	W, 21-14	9,264	-	13	55	181	0	13-7-0	64	2	68	245	
				-	9	38	86	1	26-10-3	83	1	64	189	
O27	Iowa State at Drake	W, 13-0	15,627	-	17	48	168	1	27-14-0	217	1	74	385	
				-	9	43	119	0	18-4-3	34	0	61	153	
N3	Iowa State at Colorado*	L, 20-47	23,462	-	16	42	168	1	29-11-4	246	2	71	414	
				-	10	52	262	4	8-5-1	109	1	60	371	
N10	Iowa State NEBRASKA*	L, 27-34	15,519	-	13	33	92	0	40-22-5	254	4	73	346	
				-	17	40	123	1	38-16-3	253	3	78	376	
N17	Iowa State at Oklahoma*	L, 6-35	34,761	-	15	38	95	0	41-18-2	183	1	79	285	
				-	12	17	63	328	4	9-6-0	109	1	72	437

Head Coach: Abe Stuber **Captain:** Stan Campbell

Offense: LE Mal Schmidt, LT Jack Lessin, LG Stan Campbell, C Rollie Arns, RG Carl Brettschneider, RT Bob Mateson, RE Bob Voetberg, QB Dick Mann, LH Dick Cherpinsky, RH Frank Congiardo, FB Maury Schnell

BY QUARTERS	1	2	3	4	OT	Total	RUSHING							PUNTING											
Iowa State	58	59	40	54		211	Player	G	Att	Gain	Loss	Net	Avg.	TD	Lg	Gm	Player	No	Yds	Avg	Lg	FB	FC	20	Blk
Opponents	41	41	68	66		216	Congiardo	-	99	377	62	315	3.2	2	-	-	Hess	53	1749	33.00	-	-	-	-	-
							Schnell	-	83	274	12	262	3.2	0	-	-	Congiardo	11	391	35.55	-	-	-	-	-
							Cherpinsky	-	55	255	9	246	4.5	2	-	-	Schnell	3	110	36.67	-	-	-	-	1
TEAM STATISTICS	Iowa State	Opponents																							
FIRST DOWNS	134	100																							
Rushing	73	64																							
Passing	54	35																							
Penalty	7	1																							
RUSHING YARDAGE	1357	1450																							
Yards Gained	1596	1860																							
Yards Lost	239	410																							
Rushing Attempts	445	406																							
Average Per Rush	3.0	3.6																							
Average Per Game	150.8	161.1																							
Rushing TD	-	-																							
PASSING YARDAGE	1418	1098																							
Attempts	171	171																							
Completions	109	69																							
Interceptions	18	19																							
Average Per Attempt	6.5	6.4																							
Average Per Comp.	13.0	15.9																							
Average Per Game	157.6	122.0																							
Passing TD	16	10																							
TOTAL OFFENSE	2782	2548																							
Total Plays	662	577																							
Average Per Play	4.2	4.4																							
Average Per Game	309.1	283.1																							
KICKOFF RETURNS	37-504	37-817																							
Average	13.6	22.1																							
PUNT RETURNS	35-420	36-410																							
Average	12.0	11.4																							
INTERCEPTION RETURNS	19-242	18-351																							
Average	12.7	19.5																							
FUMBLES-LOST	22-17	33-20																							
PENALTIES-YARDS	61-427	52-489																							
Average Per Game	47.4	54.3																							
PUNTS-YARDS	67-2250	58-2087																							
Average Per Punt	33.58	35.98																							
TIME OF POSSESSION	-	-																							
TOUCHDOWNS	31	-																							
Rushing	13	-																							
Passing	16	-																							
Return	2	-																							
PAT Kicks	20-30	-																							
2-point Attempts	0-0	-																							
Field Goals	1-1	-																							
Safeties	-	-																							
TOTAL POINTS	211	216																							
AVERAGE PER GAME	23.4	24.0																							



1954 (3-6, 1-5 BIG SEVEN, 6TH)

Date	Team	Result	Att.	AP	FD	Rushing			Passing			Total Off.	
						Att	Yds	TD	A-C-I	Yds	TD	Plays	Yds
S18	Iowa State	W, 34-6	9,782	-	11	31	267	4	16-7-2	45	1	47	312
	SOUTH DAKOTA STATE												
S25	Iowa State	L, 14-27	32,056	-	8	31	39	1	14-7-2	76	0	45	115
	at Northwestern												
O2	Iowa State	L, 14-39	29,522	-	21	53	202	2	19-9-0	112	0	71	314
	at Nebraska*												
O9	Iowa State	W, 33-6	8,696	-	14	57	311	4	7-3-0	25	1	64	336
	KANSAS*												
O16	Iowa State	L, 0-20	14,779	-	12	35	79	0	19-7-2	85	0	54	164
	COLORADO*												
O23	Iowa State	L, 14-32	18,869	-	10	44	122	0	23-17-4	76	2	67	198
	at Missouri*												
O30	Iowa State	W, 35-0	7,642	-	20	55	318	4	15-8-2	142	1	59	369
	DRAKE												
N6	Iowa State	L, 0-40	10,209	-	12	33	69	0	30-15-3	114	0	63	183
	OKLAHOMA*												
N13	Iowa State	L, 7-12	14,347	-	8	38	78	0	16-6-3	20	1	54	98
	at Kansas State*												

Head Coach: Vince DiFrancesca **Captains:** Max Burkett, Weldon Thalacker

Offense - LE Mel Wostoupal, LT Ralph Brown, LG Herb McDermott, C Elmer May, RG Weldon Thalacker, RT Jim McMaulley, RE Barney Allemen, QB Jerry Finley, LH Gary Lutz, RH Bruce Alexander, FB Max Burkett

BY QUARTERS	1	2	3	4	OT	Total
Iowa State	14	55	35	47	-	151
Opponents	52	41	45	44	-	182
TEAM STATISTICS						
	Iowa State	Opponents				
FIRST DOWNS	116	138				
Rushing	78	105				
Passing	31	31				
Penalty	8	2				
RUSHING YARDAGE	1485	2119				
Yards Gained	1727	2344				
Yards Lost	242	225				
Rushing Attempts	377	439				
Average Per Rush	3.9	4.8				
Average Per Game	165	235.4				
Rushing TD	-	-				
PASSING YARDAGE	662	688				
Attempts	158	90				
Completions	68	49				
Interceptions	16	6				
Average Per Attempt	4.2	7.4				
Average Per Comp.	9.7	14.0				
Average Per Game	73.6	76.4				
Passing TD	6	4				
TOTAL OFFENSE	2147	2807				
Total Plays	535	529				
Average Per Play	4.0	5.3				
Average Per Game	238.6	311.9				
KICKOFF RETURNS	31-711	27-324				
Average	20.9	12.0				
PUNT RETURNS	10-99	22-235				
Average	9.9	10.7				
INTERCEPTION RETURNS	6-63	16-219				
Average	10.5	13.7				
FUMBLES-LOST	23-13	32-17				
PENALTIES-YARDS	39-348	53-513				
Average Per Game	38.7	57.0				
PUNTS-YARDS	47-1710	29-1031				
Average Per Punt	36.4	35.6				
TIME OF POSSESSION	-	-				
TOUCHDOWNS	22	13				
Rushing	13	7				
Passing	6	6				
Return	3	-				
PAT Kicks	18-20	-				
2-point Attempts	0-0	-				
Field Goals	0-0	-				
Safeties	-	-				
TOTAL POINTS	151	182				
AVERAGE PER GAME	16.8	20.2				

RUSHING	Player	G	Att	Gain	Loss	Net	Avg.	TD	Lg	Gm	
	Burkett	-	97	550	22	528	5.4	4	-	-	
	Philmon	-	42	261	23	238	5.7	3	-	-	
	Alexander	-	43	196	9	187	4.3	2	-	-	
	Lorenzen	-	34	165	3	162	4.8	1	-	-	
	Lutz	-	35	169	12	157	4.5	2	-	-	
	Tidd	-	20	128	0	128	6.4	0	-	-	
	Finley	-	44	121	19	102	2.3	0	-	-	
	Greene	-	8	36	12	24	3.0	0	-	-	
	Schweickert	-	6	12	4	8	1.3	0	-	-	
	Harrington	-	2	5	1	4	2.0	0	-	-	
	Allemen	-	2	5	4	1	0.5	0	-	-	
	Hobbs	-	5	2	28	-26	-5.2	0	-	-	
	Breckenridge	-	39	77	105	-28	-0.7	1	-	-	
PASSING											
	Player	G	Att	Comp	Int	Pct.	Yds	TD	Lg	Gm	
	Breckenridge	-	76	35-7	461	236	2	-	-	-	
	Finley	-	54	25-6	463	320	3	-	-	-	
	Hobbs	-	15	6-1	400	70	1	-	-	-	
	Burkett	-	6	1-0	167	18	0	-	-	-	
	Tidd	-	1	1-0	1.00	18	0	-	-	-	
	Lorenzen	-	2	0-1	.000	0	0	-	-	-	
	Alexander	-	2	0-1	.000	6	0	-	-	-	
	Lutz	-	1	0-0	.000	0	0	-	-	-	
	Allemen	-	1	0-0	.000	0	0	-	-	-	
RECEIVING											
	Player	G	Rec	Yds	Avg.	TD	Lg	Gm			
	Wostoupal	-	12	151	12.6	0	-	-	-	-	
	Allemen	-	10	103	10.3	0	-	-	-	-	
	Philmon	-	9	51	5.7	0	-	-	-	-	
	Burkett	-	9	40	4.4	1	-	-	-	-	
	Lorenzen	-	7	42	6.0	1	-	-	-	-	
	Alexander	-	6	61	10.2	1	-	-	-	-	
	Marshall	-	5	92	18.4	0	-	-	-	-	
	Potts	-	3	48	16.0	2	-	-	-	-	
	Stuelke	-	3	34	11.3	1	-	-	-	-	
	Lutz	-	2	26	13.0	0	-	-	-	-	
	Schweickert	-	1	7	7.0	0	-	-	-	-	
	Clark	-	1	7	7.0	0	-	-	-	-	
SCORING											
	Player	TD	FG	Kick	Rush	Pass	DXP	Saf	Pts		
	Burkett	5	0-0	0-0	0-0	0-0	0	0	30		
	Alexander	4	0-0	2-2	0-0	0-0	0	0	26		
	Lorenzen	4	0-0	0-0	0-0	0-0	0	0	24		
	Philmon	3	0-0	1-1	0-0	0-0	0	0	19		
	Callahan	0	0-0	17-16	0-0	0-0	0	0	16		
	Potts	2	0-0	0-0	0-0	0-0	0	0	12		
	Lutz	2	0-0	0-0	0-0	0-0	0	0	12		
	Stuelke	1	0-0	0-0	0-0	0-0	0	0	6		
	Breckenridge	1	0-0	0-0	0-0	0-0	0	0	6		
	Kruger	0	0-0	1-0	0-0	0-0	0	0	0		
	Murphy	0	0-0	1-0	0-0	0-0	0	0	0		

PUNTING	Player	No	Yds	Avg.	Lg	TD	FC	120	Bk	
	Allemen	23	950	41.3	-	-	-	-	1	
	Breckenridge	8	297	35.9	-	-	-	-	-	
	Lorenzen	3	106	35.3	-	-	-	-	-	
	Clark	5	150	30.0	-	-	-	-	-	
	Greene	3	85	28.3	-	-	-	-	-	
	Lutz	4	112	28.0	-	-	-	-	-	
	Finley	1	10	10.0	-	-	-	-	-	
PUNT RETURNS										
	Player	No	Yds	Avg.	TD	Lg				
	Breckenridge	4	19	4.8	-	-				
	Philmon	3	54	18.0	-	-				
	Finley	1	14	14.0	-	-				
	Alexander	1	8	8.0	-	-				
	Lorenzen	1	4	4.0	-	-				
KICKOFF RETURNS										
	Player	No	Yds	Avg.	TD	Lg				
	Philmon	11	246	22.4	-	-				
	Alexander	7	148	21.1	-	-				
	Finley	4	107	26.8	-	-				
	Lorenzen	2	98	49.0	1	-				
	Breckenridge	2	36	18.0	-	-				
	Lutz	1	25	25.0	-	-				
	Tidd	1	23	23.0	-	-				
	Schweickert	1	22	22.0	-	-				
	Burkett	1	16	16.0	-	-				
	Tweeten	1	0	0.0	-	-				
INTERCEPTIONS										
	Player	No	Yds	Avg.	TD	Lg				
	Alexander	1	29	29.0	1	-				
	Lorenzen	1	28	28.0	1	-				
	Finley	1	6	6.0	-	-				
	May	1	0	0	-	-				
	Burkett	1	0	0	-	-				
	Tidd	1	0	0	-	-				
TOTAL OFFENSE LEADERS										
	Player	G	Yds	Rush	Pass	Tot	Avg.			
	Mann	9	103	528	18	546	5.30			
	Plantan	9	98	320	422	422	4.31			
	Eichorn	9	42	238	0	238	5.67			
ALL PURPOSE LEADERS										
	Player	G	Rush	Rec	PR	KR	IR	Tot	Avg.	
	Philmon	-	238	51	54	246	0	589	65.4	
	Burkett	-	528	40	0	16	0	584	64.9	
	Alexander	-	187	61	8	148	29	433	-	



1955 (1-7-1, 1-4-1 BIG SEVEN, T5TH)

Date	Team	Result	Att.	AP	Rushing				Passing				Total Off. Plays Yds
					FD	Att	Yds	TD	A-C-I	Yds	TD		
S17	Iowa State DENVER	L, 7-19	12,217	-	9	43	120	1	20-8-0	85	0	63	205
O1	Iowa State at Illinois	L, 0-40	45,706	-	10	36	142	2	10-6-1	118	1	46	260
O8	Iowa State at Kansas*	T, 7-7	19,854	-	11	41	120	0	18-4-0	62	0	59	182
O15	Iowa State MISSOURI*	W, 20-14	8,314	-	20	48	296	6	18-7-1	122	0	66	418
O22	Iowa State KANSAS STATE*	L, 7-9	14,740	-	10	47	172	1	14-5-1	101	0	60	213
O29	Iowa State at Drake	L, 21-27	6,516	-	11	46	113	0	17-10-1	114	3	57	229
N5	Iowa State NEBRASKA*	L, 7-10	11,237	-	15	37	75	0	20-11-0	152	1	60	251
N12	Iowa State at Oklahoma*	L, 0-52	46,455	-	14	30	79	3	26-12-4	130	1	63	205
N19	Iowa State at Colorado*	L, 0-40	20,780	-	16	39	105	3	7-5-0	68	0	50	174
				-	12	36	141	1	33-13-2	189	0	63	268
				-	16	39	105	3	23-14-1	198	1	62	303
				-	7	49	75	0	19-2-2	18	0	55	159
				1	18	63	393	7	5-2-0	37	0	65	248
				-	6	43	77	0	11-4-1	62	0	60	137
				-	18	58	307	6	13-4-2	66	1	76	459
				-	18	58	307	6	9-2-3	(-1)	0	52	76
				-	18	58	307	6	11-5-1	68	0	69	375

Head Coach: Vince DiFrancesca **Captains:** Jim McCaulley, Mel Wostoupal
Offense - LE Mel Wostoupal, LT Ray Tweetan, LG Bob Bird, C Grant Blaney, RG Jim Lyons, RT Jim McCaulley, RE Harold Potts, QB John Breckenridge, LH Gary Lutz, RH Bruce Alexander, FB Marv Walter

BY QUARTERS	1	2	3	4	OT	Total	RUSHING							PASSING							PUNTING								
							Player	G	Att	Gain	Loss	Net	Avg	TD	Lg	Gm	Player	G	Att	Yds	TD	Lg	Gm	Player	No	Yds	Avg	Lg	TB
Iowa State	14	13	14	28		69	Lorenzen	32	181	2	179	5.6	1	-	-	Rickett	18	645	39.5	-	-	-	-	-	-	-	-	-	
Opponents	45	53	45	75	-	218	Alexander	55	166	24	142	2.6	0	-	-	Breckenridge	15	489	32.5	-	-	-	-	-	-	-	-	-	
TEAM STATISTICS							Iowa State							Opponents															
FIRST DOWNS							95	132																					
Rushing							65	88																					
Passing							29	38																					
Penalty							1	6																					
RUSHING YARDAGE							972	1787																					
Yards Gained							1272	2100																					
Yards Lost							300	313																					
Rushing Attempts							372	430																					
Average Per Rush							2.6	4.2																					
Average Per Game							108.0	198.6																					
Rushing TD							-	-																					
PASSING YARDAGE							700	930																					
Attempts							166	121																					
Completions							61	59																					
Interceptions							19	7																					
Average Per Attempt							4.2	7.7																					
Average Per Comp.							11.5	15.8																					
Average Per Game							77.8	103.3																					
Passing TD							4	4																					
TOTAL OFFENSE							1672	2717																					
Total Plays							538	551																					
Average Per Play							3.1	4.9																					
Average Per Game							185.8	301.9																					
KICKOFF RETURNS							31-521	17-190																					
Average							16.8	11.2																					
PUNT RETURNS							19-213	24-364																					
Average							11.2	15.2																					
INTERCEPTION RETURNS							7-75	19-219																					
Average							10.7	11.5																					
FUMBLES-LOST							24-13	45-23																					
PENALTIES-YARDS							40-372	51-439																					
Average Per Game							9.3	8.6																					
PUNTS-YARDS							60-1672	36-1228																					
Average Per Punt							27.9	35.8																					
TIME OF POSSESSION							-	-																					
TOUCHDOWNS							10	-																					
Rushing							5	-																					
Passing							4	-																					
Return							1	-																					
PAT Kicks							9-10	-																					
2-point Attempts							0-0	-																					
Field Goals							0-0	-																					
Safeties							0	-																					
TOTAL POINTS							69	218																					
AVERAGE PER GAME							7.7	24.2																					



1956 (2-8, 0-6 BIG SEVEN, 7TH)

Date	Team	Result	Att.	AP	Rushing				Passing				Total Off.	
					FD	Att	Yds	TD	A-C-I	Yds	TD	Plays	Yds	
S15	Iowa State at Denver	W, 13-10	14,126	-	17	62	181	2	10-6-0	98	0	72	279	
S29	Iowa State at Northwestern	L, 13-14	31,108	-	13	44	194	2	9-4-0	95	0	56	257	
O6	Iowa State at Nebraska*	L, 7-9	31,743	-	7	45	150	0	4-0-0	0	0	61	259	
O13	Iowa State KANSAS*	L, 14-25	9,552	-	14	68	248	1	4-1-1	5	0	47	150	
O20	Iowa State COLORADO*	L, 0-52	14,985	-	11	43	96	0	20-7-2	114	2	63	210	
O27	Iowa State at Missouri*	L, 0-34	18,752	-	12	55	123	3	8-5-1	97	1	63	220	
N3	Iowa State DRAKE	W, 39-14	8,140	-	11	42	34	0	17-6-2	97	0	59	131	
N10	Iowa State OKLAHOMA*	L, 0-44	11,409	-	5	50	119	0	10-5-0	71	0	67	426	
N17	Iowa State at Kansas State*	L, 6-32	12,693	-	15	44	226	5	8-2-2	148	0	57	374	
N24	Iowa State at Villanova	L, 0-26	5,000	-	11	40	221	2	6-2-0	42	1	46	263	
				-	18	50	127	1	27-12-2	188	1	77	315	
				-	4	48	84	0	4-1-1	11	0	52	95	
				-	9	47	92	1	12-2-1	24	0	69	116	
				-	15	57	166	3	14-6-0	174	2	71	340	
				-	12	45	74	0	18-6-0	69	0	73	143	
				-	20	56	248	2	17-9-0	149	2	73	397	

Head Coach: Vince DiFrancesca **Captains:** Chuck Muelhaupt, Oliver Sparks

Offense: LE Brian Dennis, LT Oliver Sparks, LG Ron Bredeson, C Frank Powell, RG Ralph Losee, RT Andris Poncius, RE Gale Gibson, QB Charles Martin, LH Jack Hansen, RH Bob Harden, FB Marv Walter

BY QUARTERS	1	2	3	4	OT	Total	RUSHING							PASSING							PUNTING									
							Player	G	Att	Gain	Loss	Net	Avg.	TD	Lg	Gm	Player	No	Yds	Avg	Lg	TD	Lg	Gm	Player	No	Yds	Avg	Lg	TD
Iowa State	20	26	27	19		92	Harden	-	70	263	19	244	3.5	2	-	-	-	-	-	Rickett	4	178	44.5	-	-	-	-	-		
Opponents	53	76	60	71	-	260	Rippel	-	50	236	7	229	4.4	0	-	-	-	-	-	Lattig	6	209	34.8	-	-	-	-	-		
TEAM STATISTICS							Iowa State							Opponents																
FIRST DOWNS							100	163																						
Rushing	70	119																												
Passing	26	35																												
Penalty	4	9																												
RUSHING YARDAGE							1245	2286																						
Yards Gained	1665	2481																												
Yards Lost	420	195																												
Rushing Attempts	466	538																												
Average Per Rush	2.7	4.2																												
Average Per Game	124.5	228.6																												
Rushing TD	-	-																												
PASSING YARDAGE							562	998																						
Attempts	108	126																												
Completions	36	58																												
Interceptions	7	7																												
Average Per Attempt	5.2	7.9																												
Average Per Comp.	5.6	17.2																												
Average Per Game	56.2	99.8																												
Passing TD	3	6																												
TOTAL OFFENSE							1807	2807																						
Total Plays	574	529																												
Average Per Play	3.1	5.3																												
Average Per Game	180.7	311.9																												
KICKOFF RETURNS							43-680	22-231																						
Average	15.8	10.5																												
Average Per Game	9.8	10.7																												
INTERCEPTION RETURNS							7-121	8-125																						
Average	17.3	15.6																												
FUMBLES-LOST	51-32	35-26																												
PENALTIES-YARDS	49-426	51-511																												
Average Per Game	8.7	10.0																												
PUNTS-YARDS							69-2313	48-1700																						
Average Per Punt	33.5	35.4																												
TIME OF POSSESSION																														
TOUCHDOWNS							14	-																						
Rushing	9	-																												
Passing	3	-																												
Return	2	-																												
PAT Kicks							8-14	-																						
2-point Attempts	0-0	-																												
Field Goals	0-0	-																												
Safeties	0	-																												
TOTAL POINTS							92	260																						
AVERAGE PER GAME							9.2	26.0																						



1957 (4-5-1, 2-4 BIG SEVEN, T5TH)

Date	Team	Result	Att.	AP	Rushing				Passing			Total Off.	
					FD	Att	Yds	TD	A-C-I	Yds	TD	Plays	Yds
S21	Iowa State	W, 10-0	12,385	-	14	46	172	1	9-4-0	46	0	55	218
	DENVER			-	14	58	188	0	9-5-0	68	0	67	256
S28	Iowa State	T, 7-7	12,705	-	10	34	120	0	9-4-0	59	1	43	179
	at Syracuse			-	19	54	240	1	11-6-0	50	0	65	290
O5	Iowa State	L, 14-40	53,392	-	15	60	138	0	19-11-2	130	2	79	268
	at Oklahoma*			1	13	45	164	5	7-5-0	128	0	52	292
O12	Iowa State	W, 21-6	21,809	-	11	59	187	3	5-1-0	12	0	64	199
	at Kansas*			-	10	36	80	1	23-11-2	117	0	59	197
O19	Iowa State	L, 13-35	12,641	-	12	37	143	1	8-5-2	62	0	45	205
	MISSOURI*			-	24	67	326	3	9-6-0	84	2	76	410
O26	Iowa State	L, 10-14	14,421	-	14	50	132	0	15-6-1	101	1	65	233
	KANSAS STATE*			-	12	53	207	2	2-0-0	0	0	55	207
N2	Iowa State	L, 0-20	6,557	-	6	31	46	0	13-5-2	63	0	44	109
	at Drake			-	19	48	165	2	24-15-1	201	1	72	366
N9	Iowa State	W, 13-0	6,083	-	17	71	279	2	8-4-1	50	0	79	329
	NEBRASKA*			-	13	36	175	0	17-3-2	39	0	53	214
N16	Iowa State	W, 33-0	5,095	-	16	50	170	3	11-6-1	94	2	61	264
	SOUTH DAKOTA			-	9	42	52	0	21-9-1	62	0	63	114
N23	Iowa State	L, 21-38	26,140	-	13	37	114	1	22-10-1	236	2	59	350
	at Colorado*			-	29	58	427	4	13-6-1	149	2	71	576

Head Coach: J.A. Myers **Captains:** John Falter, Marv Walter

Offense - LE Brian Dennis, LT Andris Poncius, LG Bob Bird, C Jack Falter, RG Dave Munger, RT Don Metcalf, RE Jim Stuelke, QB Marv Walter, LH Dwight Nichols, RH Jim Lary, FB Bob Harden

BY QUARTERS	1	2	3	4	OT	Total	RUSHING							PUNTING											
Iowa State	6	52	30	54		142	Player	G	Att	Gain	Loss	Net	Avg.	TD	Lg	Gm	Player	No	Yds	Avg.	Lg	TB	FC	120	Blk
Opponents	31	39	62	28	-	160	Nichols	-	211	846	178	668	3.2	4	-	-	Nichols	1	46	46.0	-	-	-	-	-
							Goesser	-	69	260	28	232	3.3	0	-	-	Harden	2	77	38.5	-	-	-	-	-
							Harden	-	55	199	6	193	3.5	1	-	-	Lary	9	336	37.3	-	-	-	-	-
							Ingram	-	48	151	12	139	2.9	4	-	-	Fontana	21	766	36.5	-	-	-	-	-
							Lary	-	22	85	24	61	2.8	0	-	-	Latting	21	760	36.3	-	-	-	-	-
							Spaulding	-	18	75	15	60	3.3	1	-	-	Rickert	7	229	32.7	-	-	-	-	-
							Hansen	-	20	52	13	39	1.9	1	-	-	PUNT RETURNS								
							Pohl	-	13	39	1	38	2.9	0	-	-	Player	No	Yds	Avg.	TD	Lg			
							Latting	-	1	5	0	5	5.0	0	-	-	Hansen	5	64	12.8	-	-			
							Dennis	-	1	9	0	9	9.0	0	-	-	Alexander	5	57	11.4	-	-			
							Fogarty	-	1	5	0	5	5.0	0	-	-	Rippel	4	50	12.5	-	-			
							Anderson	-	1	0	2	-2	-2.0	0	-	-	Gates	2	21	10.5	-	-			
																	Bartelt	1	10	10.0	-	-			
																	Lutz	1	8	8.0	-	-			
																	Falter	1	3	3.0	-	-			
																	KICKOFF RETURNS								
																	Player	No	Yds	Avg.	TD	Lg			
																	Alexander	4	85	21.3	-	-			
																	Rippel	3	69	23.0	-	-			
																	Hansen	3	62	20.7	-	-			
																	Lutz	3	36	12.0	-	-			
																	Blaney	3	34	11.3	-	-			
																	Gates	2	39	19.5	-	-			
																	Philmon	2	38	19.0	-	-			
																	Lorenzen	2	38	19.0	-	-			
																	Dee	2	32	16.0	-	-			
																	Young	2	19	9.5	-	-			
																	Donohue	1	17	17.0	-	-			
																	Jensen	1	13	13.0	-	-			
																	Schweickert	1	11	11.0	-	-			
																	Wostoupal	1	10	10.0	-	-			
																	Walter	1	7	7.0	-	-			
																	Bartelt	1	4	4.0	-	-			
																	INTERCEPTIONS								
																	Player	No	Yds	Avg.	TD	Lg			
																	Hansen	2	36	18.0	-	-			
																	Reeves	2	5	2.5	-	-			
																	Donohue	1	16	16.0	-	-			
																	Lutz	1	12	12.0	-	-			
																	Tweeten	1	7	7.0	-	-			
																	TOTAL OFFENSE LEADERS								
																	Player	G	Plays	Rush	Pass	Tot	Avg.		
																	Nichols	-	310	668	751	1419	4.6		
																	Goesser	-	84	260	102	362	4.31		
																	Harden	-	55	193	0	363	4.31		
																	Ingram	-	48	139	0	139	2.90		
																	ALL PURPOSE LEADERS								
																	Player	G	Rush	Rec	PR	KR	IR	Tot	Avg.
																	Nichols	-	668	0	0	0	0	668	-
																	Goesser	-	232	0	0	0	0	232	-
																	Dennis	-	9	252	0	0	0	261	-



1958 (4-6, 0-6 BIG SEVEN, 7TH)

Date	Team	Result	Att.	AP	Rushing				Passing			Total Off.		
					Att	Yds	TD	A-C-I	Yds	TD	Plays	Yds		
S20	Iowa State DRAKE	W, 33-0	12,806	-	18	58	277	4	6-4-0	113	1	64	390	
					7	37	38	0	9-3-2	32	0	46	70	
S27	Iowa State at Arizona	W 14-0	18,608	-	13	54	220	2	9-4-1	70	0	63	290	
					11	30	74	0	28-15-6	114	0	58	188	
O4	Iowa State at Nebraska*	L, 6-7	30,310	-	15	60	243	1	9-3-1	63	0	69	306	
					8	40	121	0	5-4-1	36	1	45	157	
O11	Iowa State KANSAS*	L, 0-7	14,551	-	11	49	152	0	10-4-0	40	0	59	192	
					19	70	226	1	9-2-1	19	0	79	245	
O18	Iowa State COLORADO*	L, 0-20	8,274	-	9	46	43	0	12-4-0	70	0	58	113	
					18	57	291	3	9-4-1	62	0	66	353	
O25	Iowa State at Missouri*	L, 6-14	22,464	-	10	35	101	1	13-5-1	51	0	48	152	
					13	63	225	2	5-1-0	30	0	68	255	
N1	Iowa State SOUTH DAKOTA	W, 53-0	6,337	-	23	60	374	4	9-5-0	194	3	69	568	
					8	40	94	0	16-2-3	11	0	56	105	
N8	Iowa State OKLAHOMA*	L, 0-20	10,314	-	9	55	232	0	8-2-0	14	0	63	246	
					6	17	68	273	2	4-1-0	5	1	72	278
N15	Iowa State at Kansas State*	L, 6-14	8,193	-	7	33	127	1	11-3-1	32	0	44	159	
					21	73	277	2	7-3-0	19	0	80	296	
N21	Iowa State at San Jose State	W, 9-6	11,214	-	18	62	245	1	9-3-1	37	0	71	282	
					13	34	148	1	17-6-1	62	0	51	210	

Head Coach: Clay Stapleton **Captain:** Gale Gibson

Offense - LE Jim Winstead, LT Charles Martin, LG Ray Fauser, C Arden Esslinger, RG Jerry Donohue, RT Larry Van Der Heyden, RE Gale Gibson, QB Cliff Rick, LH Dwight Nichols, RH Tom Watkins, FB Chuck Lamson

BY QUARTERS	1	2	3	4	OT	Total	RUSHING													PUNTING								
Iowa State	20	28	41	38	-	127	Player	G	Att	Gain	Loss	Net	Avg.	TD	Lg	Gm	Player	No	Yds	Avg.	Lg	TB	FC	I20	Blk			
Opponents	21	20	27	20	-	88	Nichols	-	220	946	131	815	3.7	3	-	-	Rick	28	912	32.9	-	-	-	-	-	-		
							Harden	-	90	361	7	354	3.9	7	-	-	Nichols	14	419	29.9	-	-	-	-	-	-		
							Lamson	-	52	267	5	262	5.0	0	-	-	Scheldrup	10	362	36.2	-	-	-	-	-	-		
							Webb	-	40	250	42	208	5.2	1	-	-	Goesser	5	170	34.0	-	-	-	-	-	-		
							Fitzgerald	-	23	164	27	137	5.9	1	-	-	Gibson	4	140	35.0	-	-	-	-	-	-		
							Watkins	-	20	86	12	74	3.7	0	-	-	PUNT RETURNS											
							Goesser	-	25	98	30	68	2.7	0	-	-	Player	No	Yds	Avg.	TD	Lg						
							Lamont	-	15	45	0	45	3.0	1	-	-	Nichols	18	195	-	-	-						
							Ingram	-	20	80	40	40	2.0	0	-	-	Ingram	4	43	-	-	-						
							Pohl	-	5	18	0	18	3.6	1	-	-	Goesser	2	27	-	-	-						
							Anderson	-	1	3	0	3	3.0	0	-	-	KICKOFF RETURNS											
							Rick	-	1	0	11	-11	-11.0	0	-	-	Player	No	Yds	Avg.	TD	Lg						
							PASSING													Fitzgerald	6	78	13.0	-	-			
							Player	G	Att	Cmp	Int	Pct.	Yds	TD	Lg	Gm	Nichols	-	55-26-1	473	357	0	-	-	-	-		
							Nichols	-	55-26-1	473	357	0	-	-	-	-	Nichols	5	137	27.4	-	-	-	-	-			
							Ingram	-	23-8-2	348	205	2	-	-	-	Watkins	3	33	11.0	-	-	-	-	-	-			
							Goesser	-	13-2-1	154	77	1	-	-	-	Lamson	2	39	19.5	-	-	-	-	-	-			
							Harden	-	4-1-1	250	45	1	-	-	-	Harden	2	47	23.5	-	-	-	-	-	-			
							Lamson	-	1-0-0	.000	0	0	-	-	-	Gibson	1	14	14.0	-	-	-	-	-	-			
							RECEIVING													INTERCEPTIONS								
							Player	G	Rec	Yds	Avg.	TD	Lg	Gm	Player	No	Yds	Avg.	TD	Lg								
							Gibson	-	9	148	16.4	0	-	-	Lamson	3	22	7.3	-	-	-	-	-	-	-			
							Fitzgerald	-	6	156	26.0	2	-	-	Goesser	3	19	6.3	-	-	-	-	-	-	-			
							Watkins	-	4	88	22.0	1	-	-	Hill	2	18	9.0	-	-	-	-	-	-	-			
							Webb	-	4	79	19.8	0	-	-	Lamont	1	13	13.0	-	-	-	-	-	-	-			
							Anderson	-	4	39	9.8	0	-	-	Esslinger	1	9	9.0	-	-	-	-	-	-	-			
							Rick	-	4	31	7.8	0	-	-	Harden	1	2	2.0	-	-	-	-	-	-	-			
							Winstead	-	2	86	43.0	1	-	-	Webb	1	1	1.0	-	-	-	-	-	-	-			
							Hill	-	2	31	15.5	0	-	-	Fitzgerald	1	0	0.0	-	-	-	-	-	-	-			
							Marshall	-	1	14	14.0	0	-	-	Nichols	1	0	0.0	-	-	-	-	-	-	-			
							Gartner	-	1	12	12.0	0	-	-	Ingram	1	0	0.0	-	-	-	-	-	-	-			
							SCORING													TOTAL OFFENSE LEADERS								
							Player	TD	FG	Kick	Rush	Pass	DXP	Saf	Pts	Player	G	Plays	Rush	Pass	Tot	Avg.						
							Harden	7	0-0	0-0	0-0	0-0	0	0	42	Nichols	-	815	357	1172	4.26							
							Fitzgerald	3	0-0	0-0	0-0	0-0	0	0	18	Harden	-	94	354	45	406	4.31						
							Nichols	3	0-0	0-0	1-0	1-0	0	0	18	Lamson	-	53	262	0	262	4.94						
							Rick	0	2-1	11-9	0-0	0-0	0	0	12	ALL PURPOSE LEADERS												
							Watkins	1	0-0	0-0	0-0	0-0	0	0	6	Player	G	Rush	Rec	PR	KR	IR	Tot	Avg.				
							Pohl	1	0-0	0-0	0-0	0-0	0	0	6	Nichols	-	137	156	0	195	137	0	1147	115			
							Webb	1	0-0	0-0	0-0	0-0	0	0	6	Harden	-	354	0	0	47	2	403	-				
							Lamont	1	0-0	0-0	0-0	0-0	0	0	6	Fitzgerald	-	137	156	0	78	0	371	37.1				
							Winstead	1	0-0	0-0	0-0	0-0	0	0	6													
							Lamson	0	0-0	0-0	1-1	0-0	0	0	2													
							Ingram	0	0-0	0-0	1-1	0-0	0	0	2													
							Goesser	0	0-0	1-1	1-0	1-0	0	0	1													
							Team	0	0-0	0-0	0-0	0-0	0	1	2													



1959 (7-3, 3-3 BIG SEVEN, T3RD)

Date	Team	Result	Att.	AP	FD	Rushing			Passing			Total Off.	
						Att	Yds	TD	A-C-I	Yds	TD	Plays	Yds
S19	Iowa State at Drake	W, 41-0	13,397	-	27	72	342	3	15-10-0	108	1	87	450
					6	22	18	0	22-5-3	82	0	44	100
S25	Iowa State at Denver	W, 28-12	8,903	-	15	40	221	2	4-3-0	45	2	44	266
					17	67	225	2	6-3-1	54	0	73	279
O3	Iowa State MISSOURI*	L, 0-14	10,632	-	8	40	121	0	18-1-1	42	0	58	163
					20	60	248	1	10-4-4	34	1	70	282
O10	Iowa State at South Dakota	W, 41-6	1,864	-	20	58	335	6	5-4-0	67	0	63	402
					11	40	35	0	25-3-3	106	0	65	141
O17	Iowa State at Colorado*	W, 27-0	37,319	-	17	54	247	3	8-5-0	80	1	62	327
					8	45	94	0	16-4-2	27	0	61	121
O24	Iowa State KANSAS STATE*	W, 26-0	13,899	-	21	57	358	2	11-6-0	108	2	69	466
					12	45	163	0	12-6-2	39	0	57	202
O31	Iowa State at Kansas*	L, 0-7	24,409	-	11	43	122	0	13-3-3	73	0	56	195
					15	57	256	1	7-4-0	51	0	64	307
N7	Iowa State NEBRASKA*	W, 18-6	10,995	-	11	43	168	1	3-1-0	15	0	46	183
					14	52	103	1	11-3-2	45	0	63	148
N14	Iowa State SAN JOSE STATE	W, 55-0	6,049	-	15	53	247	5	9-4-1	80	2	62	327
					8	29	52	0	30-13-4	115	0	59	167
N21	Iowa State at Oklahoma*	L, 12-35	46,529	-	16	42	126	1	13-8-3	103	1	55	229
					22	73	348	5	2-0-1	0	0	75	348

Head Coach: Clay Stapleton **Captain:** Dwight Nichols

Offense - LE Bob Anderson, LT Jerry Schoenfelder, LG Tom Ferreebe, C Arden Esslinger, RG Dan Celoni, RT Larry Van Der Heyden, RE Don Webb, QB Cliff Rick, LH Dwight Nichols, RH Mike Fitzgerald, FB Tom Watkins

BY QUARTERS		Total		RUSHING										PASSING										PUNTING																		
1	2	3	4	OT	Total	Player	G	Att	Gain	Loss	Net	Avg.	TD	Lg	Gm	Player	G	Att	Yds	Int	TD	Lg	Gm	Player	No	Yds	Avg.	Lg	TB	FC	120	Blk										
Iowa State	44	74	76	54	248	Watkins	-	161	868	25	843	5.2	8	-	-	Nichols	-	207	853	104	749	3.6	9	-	-	-	-	-	-	-	-	-	-	-	Rick	41	1446	35.3	-	-	-	-
Opponents	14	19	7	40	80	Fitzgerald	-	53	392	18	374	7.1	3	-	-	Nichols	-	13	123	9.5	-	-	-	-	-	-	-	-	-	-	-	-	-	-	-	-						
TEAM STATISTICS		Iowa State		Opponents		PUNT RETURNS										KICKOFF RETURNS																										
FIRST DOWNS		161		133		Player										Player																										
Rushing		120		103		Nichols										Nichols																										
Passing		30		23		Burden										Fitzgerald																										
Penalty		11		7		Marcellus										Watkins																										
RUSHING YARDAGE		2287		1542		Sullivan										Webb																										
Yards Gained		2514		1867		Cooper										Ferrebee																										
Yards Lost		227		325		Sturek										Cooper																										
Rushing Attempts		505		490		Watsabaugh										Watkins																										
Average Per Rush		4.5		3.1		PASSING										Player																										
Average Per Game		228.9		154.2		Player										Nichols																										
Rushing TD		-		-		Nichols										Nichols																										
PASSING YARDAGE		721		553		Sullivan										Fitzgerald																										
Attempts		99		141		Cooper										Watkins																										
Completions		51		50		Sturek										Webb																										
Interceptions		8		8		Fitzgerald										Rick																										
Average Per Attempt		7.3		3.9		RECEIVING										Cooper																										
Average Per Comp.		11.1		11.1		Player										Anderson																										
Average Per Game		72.1		55.3		Webb										Sturek																										
Passing TD		9		1		Fitzgerald										Gartner																										
TOTAL OFFENSE		3008		2095		Anderson										Watkins																										
Total Plays		601		631		Watkins										Marshall																										
Average Per Play		5.0		3.3		Sturek										-																										
Average Per Game		301.0		209.5		Watkins										-																										
KICKOFF RETURNS		24-626		31-806		Marshall										-																										
Average		26.1		26.0		-										-																										
PUNT RETURNS		19-171		19-117		-										-																										
Average		9.0		6.2		SCORING										Player																										
INTERCEPTION RETURNS		7-283		8-44		Player										Player																										
Average		40.4		5.5		Nichols										Nichols																										
FUMBLES-LOST		22-9		34-18		Watkins										Watkins																										
PENALTIES-YARDS		36-421		52-480		Fitzgerald										Fitzgerald																										
Average Per Game		42.1		48.0		Rick										Spelman																										
PUNTS-YARDS		46-1564		47-1663		Webb										Rick																										
Average Per Punt		34.0		35.4		Stebens										Cooper																										
TIME OF POSSESSION		-		-		Burden										Sturek																										
TOUCHDOWNS		35		-		Spelman										Webb																										
Rushing		23		-		Sullivan										Gartner																										
Passing		9		-		Anderson										-																										
Return		3		-		Sturek										-																										
PAT Kicks		27-33		-		-										-																										
2-point Attempts		0-1		-		-										-																										
Field Goals		3-10		-		-										-																										
Safeties		0		-		-										-																										
TOTAL POINTS		248		80		-										-																										
AVERAGE PER GAME		24.8		8.0		-										-																										



1960 (7-3, 4-3 BIG EIGHT, 4TH)

Date	Team	Result	Att.	AP	FD	Rushing			Passing			Total Off.		
						Att	Yds	TD	A-C-I	Yds	TD	Plays	Yds	
S17	Iowa State DRAKE	W, 46-0	14,686	-	19	50	354	4	10-5-0	47	2	60	401	
S25	Iowa State at Detroit	W, 44-21	14,609	-	6	36	42	0	19-7-1	49	0	55	91	
O1	Iowa State at Nebraska*	W, 10-7	32,262	-	18	55	323	5	9-5-1	96	1	64	419	
O8	Iowa State KANSAS*	L, 14-28	16,277	-	13	42	137	2	17-4-1	36	1	59	173	
O15	Iowa State COLORADO*	L, 6-21	17,205	-	11	49	193	1	6-1-1	18	0	54	219	
O22	Iowa State at Missouri*	L, 8-34	33,683	-	15	47	169	2	9-5-3	73	0	56	242	
O29	Iowa State at Oklahoma State*	W, 13-6	17,042	-	10	13	48	191	3	4-2-1	64	1	52	255
N5	Iowa State OKLAHOMA*	W, 10-6	15,451	-	7	33	56	0	9-6-1	106	0	42	162	
N12	Iowa State at Kansas State*	W, 20-7	7,649	-	14	62	289	3	9-3-1	28	0	71	317	
N19	Iowa State at Pacific	W, 14-6	6,459	-	5	20	63	294	4	2-1-1	18	0	65	312
				-	7	43	135	2	0-0-0	0	0	43	135	
				-	10	56	169	1	4-1-1	2	0	60	171	
				-	9	51	181	1	6-2-0	25	0	57	206	
				-	15	57	212	1	6-2-0	19	0	63	231	
				-	20	67	358	3	9-3-2	30	0	76	388	
				-	7	25	118	1	13-4-0	40	0	38	158	
				-	15	53	216	1	7-2-1	40	1	60	256	
				-	10	44	156	1	13-4-0	28	0	57	184	

Head Coach: Clay Stapleton **Captain:** Arden Esslinger

Offense - LE Larry Montre, LT Ron Walter, LG Dick Scensiak, C Arden Esslinger, RG Dan Celoni, RT Larry Van Der Heyden, RE Don Webb, QB Cliff Rick, LH Dave Hoppmann, RH J.W. Burden, FR Tom Watkins

Specialists - P Gary Ellis, K Cliff Rick

BY QUARTERS	1	2	3	4	OT	Total											
Iowa State	41	40	47	57		185											
Opponents	48	41	34	13		136											
TEAM STATISTICS	Iowa State		Opponents														
FIRST DOWNS	130		119														
Rushing	104		103														
Passing	17		13														
Penalty	9		3														
RUSHING YARDAGE	2116		1801														
Yards Gained	2347		1989														
Yards Lost	231		188														
Rushing Attempts	489		482														
Average Per Rush	4.3		3.7														
Average Per Game	211.6		180.1														
Rushing TD																	
PASSING YARDAGE	445		302														
Attempts	66		93														
Completions	30		29														
Interceptions	7		9														
Average Per Attempt	6.7		3.2														
Average Per Comp.	14.8		10.4														
Average Per Game	44.5		30.2														
Passing TD	5		2														
TOTAL OFFENSE	2561		2103														
Total Plays	555		573														
Average Per Play	4.6		3.7														
Average Per Game	256.1		210.3														
KICKOFF RETURNS	30-617		22-231														
Average	20.6		10.5														
PUNT RETURNS	14-175		16-225														
Average	12.5		14.1														
INTERCEPTION RETURNS	9-135		7-62														
Average	15.0		8.9														
FUMBLES-LOST	24-11		27-14														
PENALTIES-YARDS	38-399		47-443														
Average Per Game	10.5		9.4														
PUNTS-YARDS	49-1651		57-1976														
Average Per Punt	33.7		34.7														
TIME OF POSSESSION																	
TOUCHDOWNS	26		20														
Rushing	19		-														
Passing	5		2														
Return	2		-														
PAT Kicks	15-18		16-20														
2-point Attempts	6-10		0-0														
Field Goals	2-3		0-0														
Safeties	-		-														
TOTAL POINTS	185		136														
AVERAGE PER GAME	18.2		13.6														
RUSHING	Player	G	Att	Gain	Loss	Net	Avg.	TD	Lg	Gm							
	Hoppmann	-	161	914	70	844	5.2	5	-	-							
	Watkins	-	163	706	18	688	4.2	9	-	-							
	Clayberg	-	40	167	14	153	3.8	2	-	-							
	Burden	-	26	171	25	146	5.6	2	-	-							
	Fitzgerald	-	30	144	28	116	3.5	1	-	-							
	Goesser	-	37	124	28	96	2.6	0	-	-							
	Cooper	-	8	35	5	30	3.8	0	-	-							
	Chandler	-	3	26	0	26	8.7	0	-	-							
	Smith	-	6	19	0	19	3.2	0	-	-							
	Sullivan	-	8	29	9	20	2.5	0	-	-							
	Kushlak	-	5	12	10	2	0.4	0	-	-							
	Bad Centers	-	2	0	24	-24	-	0	-	-							
PASSING	Player	G	Att	Cmp	Int	Pct.	Yds	TD	Lg	Gm							
	Hoppmann	-	40	17	6	-	214	3	-	-							
	Cooper	-	11	5	3	-	107	1	-	-							
	Goesser	-	7	4	0	-	61	1	-	-							
	Sullivan	-	6	3	0	-	51	0	-	-							
	Clayberg	-	2	1	0	-	12	0	-	-							
RECEIVING	Player	G	Rec	Yds	Avg.	TD	Lg	Gm									
	Webb	-	13	203	15.6	2	-	-									
	Fitzgerald	-	5	92	18.4	1	-	-									
	Montre	-	4	57	14.3	1	-	-									
	Schreiber	-	1	20	20.0	1	-	-									
	Marcellus	-	1	17	17.0	0	-	-									
	Rick	-	1	16	16.0	0	-	-									
	Limerick	-	1	12	12.0	0	-	-									
	Burden	-	1	12	12.0	0	-	-									
	Horky	-	1	11	11.0	0	-	-									
	Watkins	-	1	8	8.0	0	-	-									
	Proto	-	1	-3	-3.0	0	-	-									
SCORING	Player	TD	FG	Kick	Rush	Pass	DXP	Saf	Pts								
	Watkins	10	0-0	0-0	0-0	0-0	0	-	60								
	Hoppmann	5	0-0	0-0	0-0	1-3	-	-	30								
	Fitzgerald	2	0-0	8-8	1-1	1-1	-	-	16								
	Clayberg	2	0-0	0-0	1-1	0-0	-	-	14								
	Rick	0	0-0	14-15	0-1	0-0	-	-	14								
	Schreiber	1	2-3	1-3	0-0	0-0	-	-	13								
	Webb	2	0-0	0-0	0-0	0-0	-	-	12								
	Burden	2	0-0	0-0	0-0	0-0	-	-	12								
	Cooper	1	0-0	0-0	0-0	1-1	-	-	6								
	Horky	0	0-0	0-0	0-0	1-1	-	-	6								
	Montre	1	0-0	0-0	0-0	0-0	-	-	2								
	Sullivan	0	0-0	0-0	0-0	0-1	-	-	0								
PUNTING	Player	No	Yds	Avg.	Lg	TB	FC	120	Bk								
	Clayberg	3	162	54.0	-	-	-	-	0								
	Ellis	24	835	34.8	-	-	-	-	0								
	Rick	19	616	32.4	-	-	-	-	1								
	Clapper	2	48	24.0	-	-	-	-	0								
PUNT RETURNS	Player	No	Yds	Avg.	TD	Lg											
	Cooper	5	78	15.6	1	-											
	Fitzgerald	4	26	6.5	0	-											
	VanDerHeyden	2	32	16.0	0	-											
	Hoppmann	2	24	12.0	0	-											
	Sullivan	1	15	15.0	0	-											
	Cooper	1	11	11.0	0	-											
	Walter	1	2	2.0	0	-											
KICKOFF RETURNS	Player	No	Yds	Avg.	TD	Lg											
	Watkins	14	332	23.7	0	-											
	Burden	7	146	20.9	0	-											
	Fitzgerald	4	60	15.0	0	-											
	Goesser	1	32	32.0	0	-											
	Hoppmann	1	19	19.0	0	-											
	Sullivan	1	15	15.0	0	-											
	Cooper	1	11	11.0	0	-											
	Walter	1	2	2.0	0	-											
INTERCEPTIONS	Player	No	Yds	Avg.	TD	Lg											
	Fitzgerald	1	62	62.0	0	-											
	Watkins	1	62	62.0	0	-											
	Smith	1	34	34.0	0	-											
	Sullivan	1	13	13.0	0	-											
	Burden	1	0	0.0	0	-											
	Cooper	1	0	0.0	0	-											
TOTAL PURPOSE LEADERS	Player	G	Plays	Rush	Pass	Tot											
	Hoppmann	-	201	844	214	1058	-										
	Watkins	-	163	688	0	688	-										
	Clayberg	-	42	153	12	165	-										
ALL PURPOSE LEADERS	Player	G	Rush	Rec	PK	RR	IR	Tot									
	Watkins	-	688	8	62	0	0	3321090	-								
	Hoppmann	-	844	0	0	24	19	887	-								
	Fitzgerald	-	116	92	26	26	60	304	-								
	Burden	-	146	12	0	0	0	1146	324								



1961 (5-5, 3-4 BIG EIGHT, 5TH)

Date	Team	Result	Att.	AP	FD	Rushing			Passing			Total Off.		
						Att	Yds	TD	A-C-I	Yds	TD	Plays	Yds	
S16	Iowa State at Drake	W, 21-0	12,465	-	13	48	192	1	7-3-1	60	2	55	252	
S23	Iowa State OKLAHOMA STATE*	W, 14-7	16,848	-	7	34	135	2	3-2-1	45	0	37	180	
O7	Iowa State at Oklahoma*	W, 21-15	45,365	-	19	58	210	1	12-5-1	63	0	70	273	
O14	Iowa State at Kansas*	L, 7-21	32,176	-	9	39	132	0	9-5-0	68	1	48	200	
O21	Iowa State MISSOURI*	L, 7-13	21,932	-	8	32	34	0	16-6-1	99	1	48	133	
O28	Iowa State KANSAS STATE*	W, 31-7	18,475	-	15	61	233	1	3-2-0	19	1	64	252	
N4	Iowa State at Boston College	L, 10-14	13,015	-	14	48	172	0	15-8-1	137	1	63	309	
N11	Iowa State NEBRASKA*	L, 13-16	13,106	-	10	22	90	1	22-11-2	176	1	44	266	
N18	Iowa State at Tulsa	W, 27-6	6,600	-	15	42	279	4	5-3-0	54	0	47	333	
N25	Iowa State at Colorado*	L, 0-34	30,399	-	18	50	103	0	27-13-4	139	1	77	242	
				-	7	18	52	248	3	24-8-1	157	1	76	405

Head Coach: Clay Stapleton **Captain:** John Cooper

Offense - LE Larry Montre, LT Tom Graham, LG Carl Proto, C Jon Spelman, RG Dan Celoni, RT Dick Walton, RE Steve Sturek, QB Paul Sullivan, LH Dave Hoppmann, RG J.W. Burden, FB Dave Clayberg

BY QUARTERS	1	2	3	4	OT	Total	RUSHING							PUNTING											
Iowa State	45	24	27	55	-	151	Player	G	Att	Gain	Loss	Net	Avg.	TD	Lg	Gm	Player	No	Yds	Avg.	Lg	TR	FC	I20	Bk
Opponents	20	38	29	46	-	133	Hoppmann	-	229	1086	166	920	4.0	5	-	-	Clayberg	7	329	47.0	-	-	-	-	-
							Hoover	-	79	341	14	327	4.1	4	-	-	Ellis	48	1849	38.5	-	-	-	-	-
							Burden	-	37	197	28	169	4.6	1	-	-	PUNT RETURNS								
							Clay	-	26	157	19	138	5.3	3	-	-	Player	No	Yds	Avg.	TD	Lg			
							Limerick	-	9	62	6	56	6.2	0	-	-	Hoppmann	11	74	6.7	-	-			
							Clayberg	-	13	30	0	30	2.3	0	-	-	Cooper	7	72	10.3	-	-			
							Smith	-	4	24	3	21	5.3	0	-	-	Limerick	4	38	9.5	-	-			
							Cooper	-	8	6	3	3	0.4	0	-	-	Hoover	4	24	6.0	-	-			
							Ellis	-	1	0	13	-13	-13.0	0	-	-	KICKOFF RETURNS								
							PASSING							Player	No	Yds	Avg.	TD	Lg						
							Player	G	Att	Cmp	Int	Pct.	Yds	TD	Lg	Gm									
							Hoppmann	-	91	41	11	-	718	7	-	-	Burden	12	267	22.3	-	-			
							Cooper	-	11	4	1	-	60	0	-	-	Hoppmann	4	58	14.5	-	-			
							Hoover	-	3	2	0	-	22	1	-	-	Hoover	3	57	19.0	-	-			
							Clay	-	1	0	0	-	0	0	-	-	Clay	3	51	17.0	-	-			
							RECEIVING							Player	No	Yds	Avg.	TD	Lg						
							Player	G	Rec	Yds	Avg.	TD	Lg	Gm											
							Limerick	-	21	402	19.1	4	-	-	-	Smith	2	41	20.5	-	-				
							Montre	-	10	210	21.0	4	-	-	-	Limerick	2	35	17.5	-	-				
							Burden	-	7	84	12.0	0	-	-	-	Clayberg	1	7	7.0	-	-				
							Hannahs	-	2	22	11.0	0	-	-	-	Horky	1	0	0	-	-				
							Sturek	-	2	17	8.5	0	-	-	-	Montre	1	0	0	-	-				
							Clapper	-	2	7	3.5	0	-	-	-	INTERCEPTIONS									
							Marcellus	-	1	32	32.0	0	-	-	-	Player	No	Yds	Avg.	TD	Lg				
							Kidd	-	1	21	21.0	0	-	-	-	Cooper	4	23	5.8	-	-				
							Schreiber	-	1	5	5.0	0	-	-	-	Spelman	3	10	3.3	-	-				
							SCORING							Player	TD	FG	Kick	Rush	Pass	DXP	Saf	Pts			
							Hoppmann	5	0	0	0	-	12	-	-	30									
							Montre	4	5	6	0	0	0	0	-	24									
							Limerick	4	0	0	0	0	0	0	-	24									
							Hoover	4	0	0	0	0	0	0	-	24									
							Schreiber	0	2	3	17	19	0	0	-	23									
							Clay	3	0	0	0	0	0	0	-	18									
							Burden	1	0	0	0	0	0	0	-	6									
							Hannahs	0	0	0	0	0	0	0	-	2									
							TOTAL OFFENSE LEADERS							Player	G	Plays	Rush	Pass	Tot	Avg.					
							Hoppmann	-	320	920	718	1638	-	-	-	-	Hoppmann	920	0	0	74	58	1052	-	
							Hoover	-	82	327	22	349	-	-	-	Limerick	-	56	40	38	41	537	-		
							Burden	-	37	169	0	169	-	-	-	Hoover	-	327	0	24	24	57	432	-	
							ALL PURPOSE LEADERS							Player	G	Rush	Rec	PR	KR	IR	Tot	Avg.			



1962 (5-5, 3-4 BIG EIGHT, 5TH)

Date	Team	Result	Att.	AP	FD	Rushing			Passing			Total Off.	
						Att	Yds	TD	A-C-I	Yds	TD	Plays	Yds
S15	Iowa State	W, 14-7	21,781	-	11	48	195	2	8-1-0	7	0	56	202
	DRAKE			-	11	45	137	1	18-11-0	93	0	63	230
S22	Iowa State	L, 35-39	30,430	-	14	42	169	3	14-10-1	211	2	56	380
	at Oregon State (Portland)			-	27	45	197	3	30-16-1	252	3	75	449
O6	Iowa State	L, 22-36	34,321	-	13	38	147	2	14-7-2	70	1	52	217
	at Nebraska*			-	20	62	234	4	15-9-0	153	1	77	387
O13	Iowa State	L, 8-29	22,262	-	12	40	59	1	12-6-1	102	0	52	161
	KANSAS*			-	21	54	312	4	8-2-1	34	0	62	346
O20	Iowa State	W, 57-19	18,045	-	21	52	358	5	13-6-0	130	2	65	488
	COLORADO*			-	12	38	85	1	31-13-1	123	2	69	208
O27	Iowa State	L, 6-21	42,010	-	8	32	101	1	15-6-2	93	0	47	194
	at Missouri*			-	25	73	348	3	4-0-3	0	0	77	348
N3	Iowa State	W, 34-7	17,533	-	24	64	404	4	10-5-1	74	1	74	478
	at Oklahoma State*			-	13	31	71	0	31-11-2	130	1	62	201
N10	Iowa State	L, 0-41	15,391	-	12	44	86	0	13-6-0	62	0	62	148
	OKLAHOMA*			-	25	61	309	5	14-10-0	112	1	75	421
N17	Iowa State	W, 28-14	9,224	-	20	59	270	3	7-2-0	49	0	66	319
	at Kansas State*			-	11	43	104	1	11-6-0	61	1	54	165
N24	Iowa State	W, 31-22	8,503	-	24	59	321	2	17-9-0	206	2	76	527
	OHIO			-	12	28	97	2	28-10-3	55	1	56	352

Head Coach: Clay Stapleton **Captain:** Jim Clapper

Offense - LE Larry Schreiber, LT John Van Sicken, LG Tim Brown, C Ray Steffy, RG Dick Walton, RT Norm Taylor,

RE John McGonegle, QB Larry Switzer, HN Dave Hoppmann, HB Otis Williams, FB Tim Vaughn

Specialists - K Larry Schreiber

BY QUARTERS	1	2	3	4	OT	Total	RUSHING								PASSING								PUNTING										
Iowa State	56	65	51	63		235	Player	G	Att	Gain	Loss	Net	Avg.	TD	Lg	Gm	Player	No	Yds	Avg	Lg	TD	FC	I20	Bk								
Opponents	40	76	54	65	-	235	Hoppmann	-	198	941	143	798	4.0	11	-	-	Ellis	46	1702	37.0	-	-	-	-	0								
							Vaughn	-	104	614	17	597	5.7	9	-	-	Team	1	0	-	-	-	-	-	1								
							Hoover	-	46	234	1	233	5.1	1	-	-	PUNT RETURNS																
							Chandler	-	31	181	1	180	5.8	2	-	-	Player	No	Yds	Avg	TD	Lg											
							Clay	-	28	135	5	130	4.6	1	-	-	Limerick	9	128	14.2	-	-											
							Limerick	-	28	112	4	108	3.9	0	-	-	Vaughn	7	91	13.0	-	-											
							Williams	-	4	55	0	55	13.8	0	-	-	KICKOFF RETURNS																
							Williams	-	4	55	0	55	13.8	0	-	-	Player	No	Yds	Avg	TD	Lg											
							Williams	-	4	55	0	55	13.8	0	-	-	Hoppmann	13	277	21.3	-	-											
							Williams	-	4	55	0	55	13.8	0	-	-	Hoover	7	150	21.4	-	-											
							Williams	-	4	55	0	55	13.8	0	-	-	Vaughn	4	134	33.5	-	-											
							Williams	-	4	55	0	55	13.8	0	-	-	Switzer	3	57	19.0	-	-											
							Williams	-	4	55	0	55	13.8	0	-	-	Montre	3	39	13.0	-	-											
							Williams	-	4	55	0	55	13.8	0	-	-	Brown	2	16	8.0	-	-											
							Williams	-	4	55	0	55	13.8	0	-	-	Williams	1	15	15.0	-	-											
							Williams	-	4	55	0	55	13.8	0	-	-	Schreiber	1	10	10.0	-	-											
							Williams	-	4	55	0	55	13.8	0	-	-	INTERCEPTIONS																
							Williams	-	4	55	0	55	13.8	0	-	-	Player	No	Yds	Avg	TD	Lg											
							Williams	-	4	55	0	55	13.8	0	-	-	Clapper	3	17	5.7	0	-											
							Williams	-	4	55	0	55	13.8	0	-	-	Clay	2	12	6.0	1	-											
							Williams	-	4	55	0	55	13.8	0	-	-	Vaughn	2	3	1.5	0	-											
							Williams	-	4	55	0	55	13.8	0	-	-	Williams	1	61	61.0	0	-											
							Williams	-	4	55	0	55	13.8	0	-	-	Limerick	1	6	6.0	0	-											
							Williams	-	4	55	0	55	13.8	0	-	-	Hoover	1	1	1.1	0	-											
							Williams	-	4	55	0	55	13.8	0	-	-	Clayberg	1	0	0.0	0	-											
							Williams	-	4	55	0	55	13.8	0	-	-	TOTAL OFFENSE LEADERS																
							Williams	-	4	55	0	55	13.8	0	-	-	Player	G	Plays	Rush	Pass	Tot	Avg.										
							Williams	-	4	55	0	55	13.8	0	-	-	Hoppmann	-	287	798	679	1477	-										
							Williams	-	4	55	0	55	13.8	0	-	-	Vaughn	-	104	597	0	597	-										
							Williams	-	4	55	0	55	13.8	0	-	-	Switzer	-	65	-	20	325	305	-									
							Williams	-	4	55	0	55	13.8	0	-	-	ALL PURPOSE LEADERS																
							Williams	-	4	55	0	55	13.8	0	-	-	Player	G	Rush	Rec	PR	KR	IR	Tot	Avg.								
							Williams	-	4	55	0	55	13.8	0	-	-	Hoppmann	-	798	43	0	277	0	1118	-								
							Williams	-	4	55	0	55	13.8	0	-	-	Vaughn	-	597	18	3	134	91	843	-								
							Williams	-	4	55	0	55	13.8	0	-	-	Hoover	-	233	20	1	150	0	404	-								



1963 (4-5, 3-4 BIG EIGHT, T4TH)

Date	Team	Result	Att.	AP	FD	Rushing			Passing			Total Off.	
						Att	Yds	TD	A-C-I	Yds	TD	Plays	Yds
S21	Iowa State at California	L, 8-15	38,477	-	12	58	217	0	14-6-1	98	0	72	315
S28	Iowa State VMI	W, 21-6	14,530	-	14	50	174	1	4-2-0	29	1	54	203
O5	Iowa State at Nebraska*	L, 7-21	37,640	-	13	44	133	1	12-5-2	51	0	56	184
O12	Iowa State at Kansas*	W, 17-14	32,915	-	19	48	180	1	19-9-2	131	1	67	311
O19	Iowa State at Colorado*	W, 19-7	26,866	-	16	54	152	1	15-3-3	94	0	61	275
O26	Iowa State MISSOURI*	L, 0-7	22,081	-	10	42	139	0	13-5-3	33	0	55	172
N2	Iowa State OKLAHOMA STATE*	W, 33-28	18,002	-	15	54	202	3	8-4-2	79	1	62	281
N9	Iowa State at Oklahoma*	L, 14-24	51,688	-	5	48	69	1	3-1-2	6	0	51	75
N16	Iowa State KANSAS STATE*	L, 10-21	13,207	-	6	12	49	1	14-5-1	61	1	63	198
N23	Drake	^	-	-	-	-	-	-	7-3-0	47	0	59	261

^Game cancelled following JFK's assassination

Head Coach: Clay Stapleton **Captain:** Dave Hoover

Offense - LE Randy Kidd, LT Norm Taylor, LG Chuck Steimle, C John Berrington, RG Tim Brown, RT John Van Sicken,

RE Larry Hannahs, QB Ken Bunte, HB Ozzie Clay, HB Dick Limerick, FB Tom Vaughn

Specialists - P Steve Balkovec, K Dick Limerick

BY QUARTERS	1	2	3	4	OT	Total	RUSHING							PUNTING											
Iowa State	20	66	14	29	-	129	Player	G	Att	Gain	Loss	Net	Avg	TD	Lg	Gm	Player	No	Yds	Avg	Lg	TB	FC	10	Bk
Opponents	14	41	38	50	-	143	Vaughn	-	190	806	11	795	4.2	7	-	-	Balkovec	51	2011	39.4	-	-	-	-	-
TEAM STATISTICS							WILLIAMS							PUNT RETURNS											
Iowa State	120	111	75	29	7	111	Williams	-	57	209	25	184	3.2	0	-	-	Player	No <td>Yds <td>Avg <td>TD <td>Lg</td> <td colspan="3"></td> </td></td></td>	Yds <td>Avg <td>TD <td>Lg</td> <td colspan="3"></td> </td></td>	Avg <td>TD <td>Lg</td> <td colspan="3"></td> </td>	TD <td>Lg</td> <td colspan="3"></td>	Lg			
Opponents	83	75	27	10	7	111	Limerick	-	32	121	17	104	3.2	0	-	-	Vaughn	13	204	15.7	1	-			
FIRST DOWNS	120	111	75	29	7	111	Cox	-	29	94	1	93	3.2	0	-	-	Limerick	7	61	8.7	0	-			
Rushing	83	75	27	10	7	111	Bunte	-	20	57	14	43	2.1	0	-	-	Hoover	1	8	8	0	-			
Passing	27	29	10	7	7	111	Kennedy	-	1	1	0	1	1.0	0	-	-	Clay	1	4	4	0	-			
Penalty	10	7	7	10	7	111	Switzer	-	16	39	39	0	0.0	0	-	-	KICKOFF RETURNS								
RUSHING YARDAGE	1502	1368	1713	211	285	1502	PASSING							Player											
Yards Gained	1713	1653	211	285	285	1502	Player	G	Att	Cmp	Int	Pct	Yds	TD	Lg	Gm	Vaughn	12	301	25.1	1	-			
Yards Lost	211	285	211	285	285	1502	Bunte	-	70	26	6	371	347	2	-	-	Limerick	6	167	27.8	1	-			
Rushing Attempts	451	400	451	400	400	1502	Hoover	-	9	5	2	356	53	2	-	-	Cox	5	99	19.8	0	-			
Average Per Rush	3.3	3.4	3.3	3.4	3.4	1502	Clay	-	7	4	2	371	63	0	-	-	Williams	2	24	12	0	-			
Average Per Game	166.9	152.0	166.9	152.0	152.0	1502	Switzer	-	17	3	3	176	38	0	-	-	INTERCEPTIONS								
Rushing TD	-	-	-	-	-	1502	Limerick	-	1	1	0	1.0	8	0	-	-	Player	No <td>Yds <td>Avg <td>TD <td>Lg</td> <td colspan="3"></td> </td></td></td>	Yds <td>Avg <td>TD <td>Lg</td> <td colspan="3"></td> </td></td>	Avg <td>TD <td>Lg</td> <td colspan="3"></td> </td>	TD <td>Lg</td> <td colspan="3"></td>	Lg			
PASSING YARDAGE	509	726	509	726	726	1502	RECEIVING							Player											
Attempts	104	130	104	130	130	1502	Player	G	Rec	Yds <td>Avg <td>TD <td>Lg <td>Gm</td> <td>Hoover</td> <td>4</td> <td>39</td> <td>9.8</td> <td>-</td> <td>-</td> <td colspan="3"></td> </td></td></td>	Avg <td>TD <td>Lg <td>Gm</td> <td>Hoover</td> <td>4</td> <td>39</td> <td>9.8</td> <td>-</td> <td>-</td> <td colspan="3"></td> </td></td>	TD <td>Lg <td>Gm</td> <td>Hoover</td> <td>4</td> <td>39</td> <td>9.8</td> <td>-</td> <td>-</td> <td colspan="3"></td> </td>	Lg <td>Gm</td> <td>Hoover</td> <td>4</td> <td>39</td> <td>9.8</td> <td>-</td> <td>-</td> <td colspan="3"></td>	Gm	Hoover	4	39	9.8	-	-					
Completions	39	53	39	53	53	1502	Limerick	-	24	339	14.1	4	-	-	-	Limerick	2	11	5.5	-	-				
Interceptions	18	13	18	13	13	1502	Kun	-	2	47	23.5	0	-	-	-	Vaughn	2	0	0	-	-				
Average Per Attempt	4.9	5.6	4.9	5.6	5.6	1502	Hammahs	-	2	31	15.5	0	-	-	-	TOTAL OFFENSE LEADERS									
Average Per Comp.	13.1	13.7	13.1	13.7	13.7	1502	Altitz	-	2	15	7.5	0	-	-	-	Player	G <td>Rush <td>Rec <td>PR <td>KR <td>IR <td>Tot <td>Avg</td> </td></td></td></td></td></td>	Rush <td>Rec <td>PR <td>KR <td>IR <td>Tot <td>Avg</td> </td></td></td></td></td>	Rec <td>PR <td>KR <td>IR <td>Tot <td>Avg</td> </td></td></td></td>	PR <td>KR <td>IR <td>Tot <td>Avg</td> </td></td></td>	KR <td>IR <td>Tot <td>Avg</td> </td></td>	IR <td>Tot <td>Avg</td> </td>	Tot <td>Avg</td>	Avg	
Average Per Game	56.6	80.7	56.6	80.7	80.7	1502	Vaughn	-	2	2	1.0	0	-	-	-	Vaughn	-	190	795	0	795	-	-	-	
Passing TD	4	3	4	3	3	1502	Hoover	-	2	2	1.0	0	-	-	-	Bunte	-	133	29	347	376	-	-	-	
TOTAL OFFENSE	2011	2141	2011	2141	2141	1502	Kennedy	-	1	24	24.0	0	-	-	-	Hoover	-	66	253	53	306	-	-	-	
Total Plays	555	530	555	530	530	1502	Cox	-	1	11	11.0	0	-	-	-	ALL PURPOSE LEADERS									
Average Per Play	3.6	4.0	3.6	4.0	4.0	1502	Clay	-	1	3	3.0	0	-	-	-	Player	G <td>Rush <td>Rec <td>PR <td>KR <td>IR <td>Tot <td>Avg</td> </td></td></td></td></td></td>	Rush <td>Rec <td>PR <td>KR <td>IR <td>Tot <td>Avg</td> </td></td></td></td></td>	Rec <td>PR <td>KR <td>IR <td>Tot <td>Avg</td> </td></td></td></td>	PR <td>KR <td>IR <td>Tot <td>Avg</td> </td></td></td>	KR <td>IR <td>Tot <td>Avg</td> </td></td>	IR <td>Tot <td>Avg</td> </td>	Tot <td>Avg</td>	Avg	
Average Per Game	223.4	237.9	223.4	237.9	237.9	1502	SCORING							Player											
KICKOFF RETURNS	27-638	25-475	27-638	25-475	475	1502	Player	TD <td>FG <td>Kick <td>Rush <td>Pass <td>DXP <td>Saf <td>Pts</td> <td>Vaughn</td> <td>-</td> <td>795</td> <td>15</td> <td>204</td> <td>301</td> <td>0</td> <td>1315</td> <td>-</td> </td></td></td></td></td></td>	FG <td>Kick <td>Rush <td>Pass <td>DXP <td>Saf <td>Pts</td> <td>Vaughn</td> <td>-</td> <td>795</td> <td>15</td> <td>204</td> <td>301</td> <td>0</td> <td>1315</td> <td>-</td> </td></td></td></td></td>	Kick <td>Rush <td>Pass <td>DXP <td>Saf <td>Pts</td> <td>Vaughn</td> <td>-</td> <td>795</td> <td>15</td> <td>204</td> <td>301</td> <td>0</td> <td>1315</td> <td>-</td> </td></td></td></td>	Rush <td>Pass <td>DXP <td>Saf <td>Pts</td> <td>Vaughn</td> <td>-</td> <td>795</td> <td>15</td> <td>204</td> <td>301</td> <td>0</td> <td>1315</td> <td>-</td> </td></td></td>	Pass <td>DXP <td>Saf <td>Pts</td> <td>Vaughn</td> <td>-</td> <td>795</td> <td>15</td> <td>204</td> <td>301</td> <td>0</td> <td>1315</td> <td>-</td> </td></td>	DXP <td>Saf <td>Pts</td> <td>Vaughn</td> <td>-</td> <td>795</td> <td>15</td> <td>204</td> <td>301</td> <td>0</td> <td>1315</td> <td>-</td> </td>	Saf <td>Pts</td> <td>Vaughn</td> <td>-</td> <td>795</td> <td>15</td> <td>204</td> <td>301</td> <td>0</td> <td>1315</td> <td>-</td>	Pts	Vaughn	-	795	15	204	301	0	1315	-	
Average	23.6	19.0	23.6	19.0	19.0	1502	Hoover	-	0	0	0	0	0	-	-	Limerick	-	104	339	61	167	2	673	-	
PUNT RETURNS	22-277	24-267	22-277	24-267	267	1502	Team	-	0	0	0	0	0	-	-	Hoover	-	253	2	8	0	39	302	-	
Average	12.6	11.1	12.6	11.1	11.1	1502	TIME OF POSSESSION							TOUCHDOWNS											
INTERCEPTION RETURNS	13-50	18-190	13-50	18-190	190	1502	Rushing	16	20	-	-	-	-	-	-	Rushing	9	-	-	-	-	-	-	-	
Average	3.8	10.6	3.8	10.6	10.6	1502	Passing	9	-	-	-	-	-	-	-	Passing	4	-	-	-	-	-	-	-	
FUMBLES-LOST	21-8	22-9	21-8	22-9	9	1502	Return	3	-	-	-	-	-	-	-	PAT Kicks	14	16	17	-	-	-	-	-	
PENALTIES-YARDS	32-340	41-409	32-340	41-409	409	1502	PAT Kicks	14	16	17	-	-	-	-	-	2-point Attempts	0	0	2	3	-	-	-	-	
Average Per Game	37.8	45.4	37.8	45.4	45.4	1502	Field Goals	5	11	15	-	-	-	-	-	Safeties	2	0	-	-	-	-	-	-	
PUNTS-YARDS	51-2011	58-2269	51-2011	58-2269	2269	1502	TOTAL POINTS	129	143	129	143	143	143	143	143	AVERAGE PER GAME	14.3	15.9	14.3	15.9	15.9	15.9	15.9	15.9	
Average Per Punt	39.4	39.1	39.4	39.1	39.1	1502																			



1964 (1-8-1, 0-7 BIG EIGHT, 8TH)

Date	Team	Result	Att.	AP	FD	Rushing			Passing			Total Off.	
						Att	Yds	TD	A-C-I	Yds	TD	Plays	Yds
S19	Iowa State DRAKE	W, 25-0	20,523	-	16	50	223	3	17-6-1	90	0	67	313
S26	Iowa State at Oklahoma State*	L, 14-29	17,655	-	12	54	236	2	6-1-1	8	0	53	244
O3	Iowa State NEBRASKA*	L, 7-14	21,185	-	9	38	132	1	6-3-0	18	0	44	150
O10	Iowa State KANSAS*	L, 6-42	19,706	-	8	24	32	1	31-14-3	135	0	55	167
O17	Iowa State COLORADO*	L, 7-14	19,778	-	10	44	87	1	19-10-1	133	3	74	447
O24	Iowa State at Missouri*	L, 0-10	43,493	-	6	31	93	0	9-2-1	42	0	40	135
O31	Iowa State at Army	L, 7-9	22,155	-	14	39	119	1	23-8-2	105	0	62	280
N7	Iowa State at Oklahoma*	L, 0-30	42,982	-	4	31	43	0	21-12-2	147	0	65	255
N14	Iowa State at Kansas State*	L, 6-7	15,738	-	15	47	146	1	16-4-1	81	0	49	86
N21	Iowa State at Arizona	T, 0-0	24,595	-	15	53	174	0	8-2-0	39	0	58	199
				-	9	39	143	0	12-4-2	56	0	51	199

Head Coach: Clay Stapleton **Captain:** Mike Cox

Offense - LE Ernie Kun, LT Norm Taylor, LG Wayne Lueders, C John Berrington, RG Sam Ramenofsky, RT John Van Sicklen, RE Denny Alitz, QB Tim Van Galder, HB Tom Vaughn, HB Ernie Kennedy, FB Mike Cox

Specialists - P Steve Balkovec, K Steve Balkovec

BY QUARTERS	1	2	3	4	OT	Total	RUSHING							PUNTING												
Iowa State	7	31	15	19	-	72	Player	G	Att	Gain	Loss	Net	Avg	TD	Lg	Gm	Player	No	Yds	Avg	Lg	TB	FC	I20	Blk	
Opponents	42	41	52	20	-	155	Vaughn	-	129	522	25	497	3.9	4	-	-	Alley	17	645	37.9	-	-	-	-	-	
							Baker	-	99	422	19	403	4.1	3	-	-	Halda	33	1224	37.1	-	-	-	-	-	-
							Cox	-	27	113	1	112	4.1	1	-	-	Balkovec	18	651	36.2	-	-	-	-	-	-
							FIRST DOWNS		23	94	16	78	3.4	0	-	-	PUNT RETURNS									
							Rushing	-	19	64	4	60	3.2	0	-	Player	No	Yds	Avg	TD	Lg					
							Passing	-	24	61	18	43	1.6	0	-	Vaughn	10	120	12.0	-	-					
							Penalty	-	11	40	1	39	3.6	1	-	Barney	6	39	6.5	-	-					
							RUSHING YARDAGE		9	44	6	38	4.2	1	-	Williams	5	65	13.0	-	-					
							Yards Gained	-	15	44	9	35	2.3	0	-	Carwell	1	14	14.0	-	-					
							Yards Lost	-	27	64	54	10	0.4	0	-	Beauchamp	1	0	0.0	-	-					
							Rushing Attempts	-	5	11	2	9	1.8	0	-	KICKOFF RETURNS										
							Average Per Rush	-	1	3	0	3	3.0	0	-	Player	No	Yds	Avg	TD	Lg					
							Average Per Game	-	2	1	0	1	0.5	0	-	Vaughn	17	402	23.6	-	-					
							Rushing TD	-	3	5	8	-3	-1.0	0	-	Cox	4	65	16.3	-	-					
							Passing TD	-	15	23	34	-11	-0.7	0	-	Barney	2	39	19.5	-	-					
							PASSING		3	5	8	-3	-1.0	0	-	Beauchamp	1	25	25.0	-	-					
							Player	G	Att	Cmp	Int	Pct	Yds	TD	Lg	Gm	INTERCEPTIONS									
							Van Galder	-	106	36	6	340	354	0	-	-	Player	No	Yds	Avg	TD	Lg				
							Koski	-	24	10	2	417	179	0	-	-	Vaughn	2	49	24.5	-	-				
							Bunte	-	29	10	3	345	116	0	-	-	Cox	2	10	5.0	-	-				
							Halda	-	4	1	0	250	33	0	-	-	Baker	1	0	0.0	-	-				
							Balkovec	-	2	0	1	.000	0	0	-	-	Vaughn	2	0	0.0	-	-				
							Baker	-	1	0	0	.000	0	0	-	-	Carwell	1	0	0.0	-	-				
							RECEIVING		4	0	1	1	0	0	-	-	TOTAL OFFENSE LEADERS									
							Player	G	Rec	Yds	Avg	TD	Lg	Gm	Player											
							Baker	-	6	76	12.7	0	-	-	G Plays Rush Pass Tot Avg											
							Carwell	-	6	73	12.2	0	-	-	Vaughn - 120 497 0 497 -											
							Barney	-	6	73	12.2	0	-	-	Baker - 100 403 0 403 -											
							Alitz	-	5	77	15.4	0	-	-	Van Galder - 132 10 354 364 -											
							Vaughn	-	5	48	9.6	0	-	-	ALL PURPOSE LEADERS											
							Kun	-	5	46	9.2	0	-	-	Player											
							Kennedy	-	4	45	11.3	0	-	-	G Rush Rec PR KR IR Tot Avg											
							Pigott	-	4	44	11.0	0	-	-	Vaughn - 497 48 120 402 0 1067 -											
							Ellerbe	-	3	77	25.7	0	-	-	Baker - 403 76 0 65 0 544 -											
							Beauchamp	-	3	67	22.3	0	-	-	Cox - 112 0 0 107 10 229 -											
							Maurer	-	3	39	13.0	0	-	-												
							Bunte	-	2	22	7.3	0	-	-												
							Williams	-	2	2	1.0	0	-	-												
							Halda	-	1	32	32.0	0	-	-												
							Van Galder	-	1	8	-8.0	0	-	-												
							SCORING		-----PAT-----																	
							Player	TD	FG	Kick	Rush	Pass	DXP	Saf	Pts											
							Vaughn	4	0-1	1-1	0-0	0-0	-	-	25											
							Baker	3	0-0	0-0	0-0	0-0	-	-	18											
							Halda	1	0-2	1-1	0-0	0-0	-	-	7											
							Cox	1	0-0	0-0	0-0	0-0	-	-	6											
							Williams	1	0-0	0-0	0-0	0-1	-	-	6											
							Balkovec	0	1-3	1-1	1-2	0-0	-	-	6											
							Bunte	0	0-0	0-0	1-1	0-0	-	-	2											
							Beauchamp	0	0-0	0-0	1-1	0-0	-	-	2											
							Van Galder	0	0-0	0-0	0-1	0-0	-	-	0											



1965 (5-4-1, 3-3-1 BIG EIGHT, 4TH)

Date	Team	Result	Att.	AP	FD	Rushing			Passing			Total Off.		
						Att	Yds	TD	A-C-I	Yds	TD	Plays	Yds	
S18	Iowa State DRAKE	W, 21-0	6,938	-	9	30	175	2	23-10-2	100	0	53	275	
S25	Iowa State PACIFIC	W, 38-13	17,550	-	15	50	162	0	15-8-3	123	0	65	285	
O2	Iowa State at Nebraska*	L, 0-44	54,145	-	7	35	44	0	12-4-1	30	0	47	74	
O9	Iowa State at Kansas*	W, 21-7	38,006	-	3	27	61	290	4	28-15-0	207	2	89	497
O16	Iowa State at Colorado*	T, 10-10	27,005	-	10	50	152	2	13-7-0	174	1	63	326	
O23	Iowa State MISSOURI*	L, 7-23	21,150	-	9	44	136	1	11-3-1	39	0	55	175	
O30	Iowa State OKLAHOMA STATE*	W, 14-10	19,542	-	17	48	85	1	27-11-1	119	0	74	204	
N6	Iowa State at Oklahoma*	L, 20-24	43,642	-	17	53	197	2	9-3-0	41	1	62	238	
N13	Iowa State KANSAS STATE*	W, 38-6	13,977	-	14	39	198	2	20-9-1	100	0	59	298	
N20	Iowa State at New Mexico	L, 9-10	14,225	-	14	50	138	1	18-8-1	70	0	68	208	
				-	10	31	108	1	18-6-2	148	2	49	256	
				-	24	87	299	3	8-3-0	45	0	95	344	
				-	28	54	230	5	44-21-1	293	0	98	523	
				-	9	41	134	1	12-2-0	26	0	53	160	
				-	14	27	36	0	25-14-0	255	1	52	291	
				-	16	54	219	1	11-4-0	66	0	65	285	

Head Coach: Clay Stapleton **Captains:** Dick Kasperek, Jimmy Wipert

Offense - LE Eppie Barney, LT John Chism, LG Dennis Storey, RG Rick Burchett, RT Larry Brazon, RE George Maurer,

QB Tim Van Galder, HB Les Webster, HB Tom Busch, FB Tony Baker

Defense - LE Dennis Esselmann, LT Wayne Lueders, LG Bob Evans, RG Frank Belichick, RT Sam Ramenofsky, RE Ernie Kennedy,

LB Jim Wipert, LB Ron Halda, LC Doug Robinson, RC Larry Carwell, S Cal Lewis

Specialists - P Steve Balkovec, K Steve Balkovec

BY QUARTERS	1	2	3	4	OT	Total	RUSHING										PUNTING									
Player	G	Att	Gain	Loss	Net	Avg.	TD	Lg	Gm	Player	No	Yds	Avg	Lg	TB	FC	I20	Bk	Player	No	Yds	Avg	TD	Lg		
Iowa State	27	42	72	37	-	178	Webster	137	524	26	498	3.6	5	-	-	-	-	-	Balkovec	65	2485	38.2	-	-	-	
Opponents	34	56	30	27	-	147	W. Robinson	100	402	36	366	3.7	5	-	-	-	-	-								
							Baker	64	322	44	278	4.4	3	-	-	-	-	-								
							Van Galder	84	335	187	148	1.8	3	-	-	-	-	-								
							King	20	88	3	85	4.3	0	-	-	-	-	-								
							Busch	10	41	8	33	3.3	0	-	-	-	-	-								
							Koski	1	0	5	-5	-5.0	0	-	-	-	-	-								

1966 (2-6-2, 2-3-2 BIG EIGHT, 6TH)

Date	Team	Result	Att.	AP	FD	Rushing			Passing			Total Off.	
						Att	Yds	TD	A-C-I	Yds	TD	Plays	Yds
S17	Iowa State at Wisconsin	L, 10-20	46,500	-	11	37	129	1	20-7-3	79	0	57	208
S24	Iowa State OKLAHOMA*	L, 11-33	21,467	-	14	44	79	1	32-15-3	173	0	76	252
O1	Iowa State NEBRASKA*	L, 6-12	25,548	-	10	34	79	0	23-11-1	114	0	64	342
O8	Iowa State KANSAS*	W, 24-7	23,105	-	21	55	229	1	27-16-2	203	0	82	432
O15	Iowa State COLORADO*	L, 21-41	23,345	-	17	40	152	2	13-7-2	88	0	73	364
O22	Iowa State at Missouri*	T, 10-10	45,149	-	14	48	150	1	16-4-3	50	0	64	200
O29	Iowa State at Oklahoma State*	T, 14-14	30,310	-	10	53	130	1	25-17-0	220	1	65	372
N12	Iowa State at Kansas State*	W, 30-13	10,256	-	27	66	361	6	16-8-0	94	0	82	455
N19	Iowa State at Arizona	L, 24-27	23,904	-	10	53	130	1	14-6-1	105	0	67	235
N26	Iowa State at Colorado State	L, 10-34	8,600	-	12	44	96	0	22-8-1	116	1	66	212
				-	16	44	84	0	34-13-2	242	2	77	326
				-	13	49	178	2	26-10-2	84	0	75	262
				-	19	47	148	3	23-11-2	171	0	70	319
				-	17	46	103	1	26-10-4	223	1	72	326
				-	22	36	107	1	40-25-1	335	2	76	442
				-	21	29	76	1	40-27-1	271	3	69	347
				-	15	33	132	0	28-5-3	150	1	61	282
				-	25	63	300	5	13-7-2	117	0	76	417

Head Coach: Clay Stapleton **Captains:** Bob Evans, Dick Schafroth

Offense - LE Eppie Barney, LT Dick Schafroth, LG Dennis Storey, C Don Stanley, RG Bill Brooks, RT Ted Tuinstra, RE George Maurer, QB Tim Van Galder, HB Les Webster, HB Tom Busch, FB Willie Robinson

Defense - LE Sam Campbell, LT Willie Muldrew, LG Bob Evans, RG Ted Hall, RT Dennis Esselmann, RE Don Graves, LB Terry Voy, LB Alan Staidl, LC Doug Robinson, RC Larry Carwell, S Cal Lewis

Specialists - P Harry Alley, K Tom Busch

BY QUARTERS	1	2	3	4	OT	Total	RUSHING							PASSING							PUNTING						
Iowa State	47	48	28	37	-	160	Player	G	Att	Gain	Loss	Net	Avg.	TD	Lg	Gm	Player	No	Yds	Avg	Lg	TB	FC	I20	Blk		
Opponents	47	30	36	98	-	211	L. Webster	-	149	593	21	572	3.8	6	-	-	T. Busch	13	475	36.6	-	-	-	-	-		
							W. Robinson	-	82	341	36	305	3.7	0	-	-	H. Alley	52	1777	34.2	-	-	-	-	-		
							T. Busch	-	20	156	12	144	7.2	1	-	-	PUNT RETURNS										
							B. King	-	25	132	4	128	5.1	0	-	-	Player	No <td>Yds <td>Avg <td>TD <td>Lg</td> <td colspan="5"></td> </td></td></td>	Yds <td>Avg <td>TD <td>Lg</td> <td colspan="5"></td> </td></td>	Avg <td>TD <td>Lg</td> <td colspan="5"></td> </td>	TD <td>Lg</td> <td colspan="5"></td>	Lg					
							J. Van Galder	-	117	328	224	104	0.9	5	-	-	L. Carwell	14	136	9.7	-	-					
							J. Warder	-	24	71	31	40	1.7	0	-	-	J. Simonds	7	39	5.6	-	-					
							E. Barney	-	2	21	0	21	10.5	0	-	-	C. Lewis	2	17	8.5	-	-					
							G. King	-	4	17	0	17	4.3	0	-	-	J. Soucek	1	33	33.0	-	-					
							L. Holton	-	4	8	2	6	1.5	0	-	-	KICKOFF RETURNS										
							Bad Centers	-	1	-	-	-36	-18.0	0	-	-	Player	No <td>Yds <td>Avg <td>TD <td>Lg</td> <td colspan="5"></td> </td></td></td>	Yds <td>Avg <td>TD <td>Lg</td> <td colspan="5"></td> </td></td>	Avg <td>TD <td>Lg</td> <td colspan="5"></td> </td>	TD <td>Lg</td> <td colspan="5"></td>	Lg					
							TEAM	-	2	-	-	-	0	-	-	T. Busch	18	484	26.9	-	-						
							PASSING							L. Carwell	10	234	23.4	-	-								
							Player	G <td>Att <td>Cmp <td>Int <td>Pct. <td>Yds <td>TD <td>Lg <td>Gm</td> <td>L. Holton</td> <td>6</td> <td>135</td> <td>22.5</td> <td>-</td> <td>-</td> <td colspan="5"></td> </td></td></td></td></td></td></td>	Att <td>Cmp <td>Int <td>Pct. <td>Yds <td>TD <td>Lg <td>Gm</td> <td>L. Holton</td> <td>6</td> <td>135</td> <td>22.5</td> <td>-</td> <td>-</td> <td colspan="5"></td> </td></td></td></td></td></td>	Cmp <td>Int <td>Pct. <td>Yds <td>TD <td>Lg <td>Gm</td> <td>L. Holton</td> <td>6</td> <td>135</td> <td>22.5</td> <td>-</td> <td>-</td> <td colspan="5"></td> </td></td></td></td></td>	Int <td>Pct. <td>Yds <td>TD <td>Lg <td>Gm</td> <td>L. Holton</td> <td>6</td> <td>135</td> <td>22.5</td> <td>-</td> <td>-</td> <td colspan="5"></td> </td></td></td></td>	Pct. <td>Yds <td>TD <td>Lg <td>Gm</td> <td>L. Holton</td> <td>6</td> <td>135</td> <td>22.5</td> <td>-</td> <td>-</td> <td colspan="5"></td> </td></td></td>	Yds <td>TD <td>Lg <td>Gm</td> <td>L. Holton</td> <td>6</td> <td>135</td> <td>22.5</td> <td>-</td> <td>-</td> <td colspan="5"></td> </td></td>	TD <td>Lg <td>Gm</td> <td>L. Holton</td> <td>6</td> <td>135</td> <td>22.5</td> <td>-</td> <td>-</td> <td colspan="5"></td> </td>	Lg <td>Gm</td> <td>L. Holton</td> <td>6</td> <td>135</td> <td>22.5</td> <td>-</td> <td>-</td> <td colspan="5"></td>	Gm	L. Holton	6	135	22.5	-	-					
							T. Van Galder	-	245	124	16	506	1645	6	-	-	E. Barney	2	34	16.0	-	-					
							J. Warder	-	7	3-2	.429	32	0	-	-	C. Lewis	1	17	17.0	-	-						
							RECEIVING							D. Schafroth	1	13	13.0	-	-								
							Player	G <td>Rec <td>Yds <td>Avg <td>TD <td>Lg <td>Gm</td> <td colspan="7">INTERCEPTIONS</td> </td></td></td></td></td>	Rec <td>Yds <td>Avg <td>TD <td>Lg <td>Gm</td> <td colspan="7">INTERCEPTIONS</td> </td></td></td></td>	Yds <td>Avg <td>TD <td>Lg <td>Gm</td> <td colspan="7">INTERCEPTIONS</td> </td></td></td>	Avg <td>TD <td>Lg <td>Gm</td> <td colspan="7">INTERCEPTIONS</td> </td></td>	TD <td>Lg <td>Gm</td> <td colspan="7">INTERCEPTIONS</td> </td>	Lg <td>Gm</td> <td colspan="7">INTERCEPTIONS</td>	Gm	INTERCEPTIONS												
							E. Barney	-	56	782	14.0	3	-	-	Player	No <td>Yds <td>Avg <td>TD <td>Lg</td> <td colspan="5"></td> </td></td></td>	Yds <td>Avg <td>TD <td>Lg</td> <td colspan="5"></td> </td></td>	Avg <td>TD <td>Lg</td> <td colspan="5"></td> </td>	TD <td>Lg</td> <td colspan="5"></td>	Lg							
							G. Maurer	-	30	320	10.7	0	-	-	L. Carwell	4	123	30.8	0	-							
							T. Busch	-	21	423	20.1	2	-	-	J. Simonds	4	116	29.0	1	-							
							L. Webster	-	4	16	4.0	0	-	-	C. Lewis	2	17	8.5	0	-							
							G. King	-	4	16	4.0	0	-	-	C. Lewis	2	17	8.5	0	-							
							J. Warder	-	3	20	6.7	0	-	-	S. Campbell	2	7	3.5	0	-							
							B. Feikema	-	3	14	4.7	0	-	-	D. Graves	1	16	16.0	1	-							
							W. Robinson	-	2	25	12.5	1	-	-	J. Soucek	1	7	7.0	0	-							
							L. Holton	-	1	27	27.0	0	-	-	D. Mayberry	1	1	1.0	0	-							
							SCORING							J. Cunningham	1	0	0	-	-								
							Player	TD <td>FG <td>Kick <td>Rush <td>Pass <td>DXP <td>Saf <td>Pts</td> <td colspan="7">TOTAL OFFENSE LEADERS</td> </td></td></td></td></td></td>	FG <td>Kick <td>Rush <td>Pass <td>DXP <td>Saf <td>Pts</td> <td colspan="7">TOTAL OFFENSE LEADERS</td> </td></td></td></td></td>	Kick <td>Rush <td>Pass <td>DXP <td>Saf <td>Pts</td> <td colspan="7">TOTAL OFFENSE LEADERS</td> </td></td></td></td>	Rush <td>Pass <td>DXP <td>Saf <td>Pts</td> <td colspan="7">TOTAL OFFENSE LEADERS</td> </td></td></td>	Pass <td>DXP <td>Saf <td>Pts</td> <td colspan="7">TOTAL OFFENSE LEADERS</td> </td></td>	DXP <td>Saf <td>Pts</td> <td colspan="7">TOTAL OFFENSE LEADERS</td> </td>	Saf <td>Pts</td> <td colspan="7">TOTAL OFFENSE LEADERS</td>	Pts	TOTAL OFFENSE LEADERS											
							T. Busch	3	6-10	16-17	0-1	0-0	0	0	52	Player	G <td>Plays <td>Rush <td>Pass <td>Tot <td>Avg.</td> <td colspan="5"></td> </td></td></td></td>	Plays <td>Rush <td>Pass <td>Tot <td>Avg.</td> <td colspan="5"></td> </td></td></td>	Rush <td>Pass <td>Tot <td>Avg.</td> <td colspan="5"></td> </td></td>	Pass <td>Tot <td>Avg.</td> <td colspan="5"></td> </td>	Tot <td>Avg.</td> <td colspan="5"></td>	Avg.					
							L. Webster	6	0-0	0-0	0-0	0-0	0	0	36	T. Van Galder	-	362	104	1645	1749	-					
							J. Van Galder	5	0-0	0-0	0-0	0-1	0	0	30	L. Webster	-	149	572	0	372	-					
							E. Barney	3	0-0	0-0	0-0	0-0	0	0	18	W. Robinson	-	82	305	0	505	-					
							D. Graves	1	0-0	0-0	0-0	0-0	0	0	6	ALL PURPOSE LEADERS											
							J. Simonds	1	0-0	0-0	0-0	0-0	0	0	6	Player	G <td>Rush <td>Rec <td>PR <td>KR <td>IR <td>Tot <td>Avg.</td> </td></td></td></td></td></td>	Rush <td>Rec <td>PR <td>KR <td>IR <td>Tot <td>Avg.</td> </td></td></td></td></td>	Rec <td>PR <td>KR <td>IR <td>Tot <td>Avg.</td> </td></td></td></td>	PR <td>KR <td>IR <td>Tot <td>Avg.</td> </td></td></td>	KR <td>IR <td>Tot <td>Avg.</td> </td></td>	IR <td>Tot <td>Avg.</td> </td>	Tot <td>Avg.</td>	Avg.			
							W. Robinson	1	0-0	0-0	0-0	0-0	0	0	6	T. Busch	-	144	423	0	484	0	1051	-			
							D. Spealler	0	1-1	1-1	0-0	0-0	0	0	4	E. Barney	-	21	782	0	34	0	831	-			
							Team	0	0-0	0-0	0-0	0-0	0	1	2	L. Webster	-	572	56	0	0	0	628	-			



1967 (2-8, 1-6 BIG EIGHT, 7TH)

Date	Team	Result	Att.	AP	FD	Rushing			Passing			Total Off.		
						Att	Yds	TD	A-C-I	Yds	TD	Plays	Yds	
S16	Iowa State at South Carolina	L, 3-34	21,713	-	15	50	182	0	15-7-1	97	0	65	279	
					23	55	183	5	24-15-0	187	0	79	370	
S23	Iowa State at Texas Tech	L, 0-52	30,328	-	7	44	110	0	21-7-2	61	0	70	171	
					23	53	289	4	30-14-0	151	2	83	440	
S30	Iowa State NEW MEXICO	W, 17-12	21,621	-	14	65	284	2	7-1-1	8	0	72	292	
					15	31	30	0	44-18-2	212	2	75	242	
O7	Iowa State at Colorado*	L, 0-34	43,304	-	9	46	56	0	20-8-3	143	0	66	199	
					8	17	48	217	3	22-12-1	223	1	70	440
O14	Iowa State KANSAS STATE*	W, 17-0	22,713	-	9	50	123	1	16-6-1	77	0	66	200	
					15	50	49	0	31-13-4	130	0	81	179	
O21	Iowa State MISSOURI*	L, 7-23	25,008	-	10	36	44	0	20-12-0	138	1	56	182	
					19	74	336	2	8-2-1	20	0	83	356	
O28	Iowa State at Kansas*	L, 14-28	36,131	-	19	52	136	1	31-16-2	151	1	83	287	
					19	52	184	2	16-9-0	210	2	68	394	
N4	Iowa State at Nebraska*	L, 0-12	63,746	-	6	39	(-5)	0	27-9-1	83	0	66	78	
					18	62	216	1	17-4-1	111	0	79	327	
N11	Iowa State OKLAHOMA*	L, 14-52	18,331	-	13	30	80	0	31-13-3	141	1	61	221	
					9	27	63	269	5	21-13-2	270	2	84	544
N18	Iowa State OKLAHOMA STATE*	L, 14-28	16,912	-	13	48	140	2	21-6-2	105	0	69	245	
					21	72	306	4	15-4-1	51	0	87	359	

Head Coach: Clay Stapleton **Captains:** Dave Mayberry, Don Stanley

Offense - SE Greg Dukstein, LT Dan Robinson, LG Dennis Storey, C Don Stanley, RG Rick Burchett, RT Ken Bixby,

RE Brian Fiekema, QB John Warder, HB Les Webster, HB Ben King, WB Tom Busch

Defense - LE Mike Kirar, LT George Dimitri, NG Willie Muldrew, RT Roger Ashland, RE Dennis Esselmann,

LB Dave Mayberry, LB Don Graves, LC Doug Robinson, RC Larry Holton, S Jeff Simonds

BY QUARTERS	1	2	3	4	OT	Total	RUSHING						PASSING																																																																							
Player	G	Att	Gain	Loss	Net	Avg.	TD	Lg	Gm	Player	No	Yds	Avg.	Lg	TD	FB	FC	120	Bk																																																																	
Iowa State	10	17	24	35	-	86	-	-	-	King	-	110	401	13	388	3.5	1	-	-	Brouillette	78	2886	37.0	-	-	-	-	-	-	-	-																																																					
Opponents	65	54	83	73	-	275	-	-	-	Webster	-	109	345	23	322	2.9	2	-	-	Busch	16	629	39.3	-	-	-	-	-	-	-	-																																																					
TEAM STATISTICS	Iowa State		Opponents																																																																																	
FIRST DOWNS	115						197						PUNT RETURNS																																																																							
Rushing	59						124						Player						No						Yds						Avg						TD						Lg																																									
Passing	49						61						Holton						16						84						5.4						0						-																																									
Penalty	7						12						Simonds						12						83						6.9						0						-																																									
RUSHING YARDAGE	1150						2079						Fiat						2						59						29.5						1						-																																									
Yards Gained	1530						2492						KICKOFF RETURNS						Player						No						Yds						Avg						TD						Lg																																			
Yards Lost	380						413						Busch						12						256						21.3						-						93																																									
Rushing Attempts	465						560						Simonds						5						104						20.8						-						26																																									
Average Per Rush	2.5						3.7						Holton						4						65						16.3						-						23																																									
Average Per Game	115.0						207.9						King						4						40						10.0						-						20																																									
Rushing TD	-						-						Webster						3						55						18.3						-						20																																									
PASSING YARDAGE	1004						1565						McPherson						1						15						15.0						-						3																																									
Attempts	209						228						Dukstein						1						11						11.0						-						3																																									
Completions	85						104						Perry						1						7						7.0						-						0																																									
Interceptions	16						12						Coffey						1						6						6.0						-						0																																									
Average Per Attempt	4.8						6.9						INTERCEPTIONS						Player						No						Yds						Avg						TD						Lg																																			
Average Per Comp.	11.8						15.0						Simonds						4						23						5.8						-						0																																									
Average Per Game	100.4						156.5						D. Robinson						3						39						13.0						-						0																																									
Passing TD	3						9						Holton						3						13						4.3						-						0																																									
TOTAL OFFENSE	2154						3644						Graves						1						49						49.0						1						-																																									
Total Plays	674						788						Fiat						1						1						0						0						-						0																																			
Average Per Play	3.2						4.6						TOTAL OFFENSE LEADERS						Player						G						Plays						Rush						Pass						Tot						Avg																													
Average Per Game	215.4						364.4						Warder						-						377						271						949						1220						-						-																													
KICKOFF RETURNS	32						559						King						2						0						108						0						-						-						-																													
Average	17.5						23.7						Webster						-						109						322						0						322						-						-																													
PUNT RETURNS	30						266						Langhor						-						-						-						-						-						-						-																													
Average	8.9						13.5						McPherson						-						-						-						-						-						-						-																													
INTERCEPTION RETURNS	12						124						Perry						-						-						-						-						-						-						-																													
Average	10.3						16.1						SCORING						Player						TD						FG						Kick						Rush						Pass						DXP						Saf						Pts																	
FUMBLES-LOST	19						8						Skrpisky						0						3-7						11-11						-						-						-						0						20																							
PENALTIES-YARDS	43						489						Warder						3						0-0						0-0						-						-						-						0						18																							
Average Per Game	48.9						54-523						Webster						2						0-0						0-0						-						-						-						0						12																							
PUNTS-YARDS	94						3515						Graves						1						0-0						0-0						-						-						-						0						6																							
Average Per Punt	37.4						38.0						Feikema						1						0-0						0-0						-						-						-						0						6																							
TIME OF POSSESSION	-						-						Fiat						1						0-0						0-0						-						-						-						0						6																							
TOUCHDOWNS	11						39						King						1						0-0						0-0						-						-						-						0						6																							
Rushing	3						-						ALL PURPOSE LEADERS						Player						G						Rush						Rec						PR						KR						IR						Tot						Avg																	
Passing	6						-						Busch						-						15						429						0						256						0						700						-																							
Return	2						-						King						-						388						108						0						40						0						534						-																							
PAT Kicks	11						11						Webster						-						322						57						0						55						0						434						-																							
2-point Attempts	0						0						DEFENSIVE LEADERS						Player						G						Solo						Ast						Total						TFL						Sack						FR						FF						Bk											
Field Goals	3						7						Muldrew						-						49						58						107						-						-						0						1																							
Safeties	0						2						Fiat						-						40						43						83						-						-						0						1																							
TOTAL POINTS	86						275						Mayberry						-						36						45						81						-						-						1						-						0																	
AVERAGE PER GAME	8.6						27.5																																																																													



1968 (3-7, 1-6 BIG EIGHT, 8TH)

Date	Team	Result	Att.	AP	FD	Rushing			Passing			Total Off.	
						Att	Yds	TD	A-C-I	Yds	TD	Plays	Yds
S14	Iowa State	W, 28-10	21,187	-	15	46	154	4	21-11-1	150	0	67	304
	BUFFALO			-	16	52	130	1	23-15-1	139	0	75	239
S21	Iowa State	L, 12-21	20,908	-	14	39	91	0	34-9-2	132	2	73	223
	ARIZONA			-	24	63	191	1	28-17-1	267	2	91	458
S28	Iowa State	W, 28-20	23,059	-	16	46	178	2	9-5-1	78	1	55	256
	at BYU			-	28	51	210	3	39-19-4	225	0	90	435
O5	Iowa State	L, 18-28	23,447	-	18	46	182	1	32-11-2	214	1	78	396
	COLORADO*			-	23	62	235	3	16-11-1	161	1	78	396
O12	Iowa State	W, 23-14	31,507	-	13	49	254	3	13-8-0	65	0	62	319
	at Kansas State*			-	24	35	71	1	50-29-6	295	1	85	366
O19	Iowa State	L, 7-42	46,960	-	13	41	98	1	25-14-2	161	0	66	259
	at Oklahoma*			-	27	62	295	6	19-10-1	146	0	81	441
O26	Iowa State	L, 25-46	26,256	-	20	54	164	2	28-11-1	138	1	82	302
	KANSAS*			3	25	64	303	4	18-11-0	186	2	82	489
N2	Iowa State	L, 13-24	30,463	-	19	46	182	2	28-10-2	112	0	74	294
	NEBRASKA*			-	22	57	209	2	17-12-0	161	1	74	370
N9	Iowa State	L, 7-42	50,655	-	11	46	81	0	12-7-0	102	1	58	183
	at Missouri*			6	22	66	320	5	11-6-0	99	1	77	419
N16	Iowa State	L, 17-26	23,085	-	22	63	242	0	24-11-1	172	2	87	414
	at Oklahoma State*			-	18	58	217	4	18-8-3	129	0	76	346

Head Coach: Johnny Majors **Captains:** George Dimitri, John Warder

Offense - LE Tom Lorenz, LT Tom Barnes, LG Mike Bliss, C Wayne Beske, RG Bill Easter, RT Tim Jeffries, RE Otto Stowe, QB John Warder, HB Jock Johnson, HB Jeff Allen, FB Ben King

Defense - LE Chuck Wilkinson, LT George Dimitri, NG John Griglione, RT Andy Waller, RE Ted Reimer, LB Mark Withrow, LB Steve Powers, CB Tom Elliott, CB Tom Hilden, MON Roy Snell, S Tony Washington

Specialists - P Bob Brouillette, K Vern Skripsky

BY QUARTERS	1	2	3	4	OT	Total
Iowa State	41	51	29	57	-	178
Opponents	50	110	54	59	-	273
TEAM STATISTICS	Iowa State		Opponents			
FIRST DOWNS	161		229			
Rushing	87		114			
Passing	68		101			
Penalty	6		14			
RUSHING YARDAGE	1626		2182			
Yards Gained	1940		2416			
Yards Lost	314		234			
Rushing Attempts	476		570			
Average Per Rush	3.4		3.8			
Average Per Game	162.6		218.2			
Rushing TD	-		-			
PASSING YARDAGE	1324		1808			
Attempts	226		239			
Completions	97		138			
Interceptions	12		17			
Average Per Attempt	5.9		7.6			
Average Per Comp.	13.6		13.1			
Average Per Game	132.4		180.8			
Passing TD	8		8			
TOTAL OFFENSE	2950		3990			
Total Plays	702		809			
Average Per Play	4.2		4.9			
Average Per Game	295.0		399.0			
KICKOFF RETURNS	37-849		36-512			
Average	22.9		14.2			
PUNT RETURNS	28-275		45-341			
Average	9.8		2.6			
INTERCEPTION RETURNS	17-95		12-179			
Average	5.6		14.9			
FUMBLES-LOST	21-14		35-22			
PENALTIES-YARDS	52-468		47-451			
Average Per Game	46.8		45.1			
PUNTS-YARDS	64-2501		46-1772			
Average Per Punt	39.1		38.5			
TIME OF POSSESSION	-		-			
TOUCHDOWNS	25		39			
Rushing	15		-			
Passing	8		8			
Return	2		-			
PAT Kicks	14-18		29-35			
2-point Attempts	1-7		1-5			
Field Goals	4-11		2-5			
Safeties	-		-			
TOTAL POINTS	178		273			
AVERAGE PER GAME	17.8		27.3			

RUSHING									
Player	G	Att	Gain	Loss	Net	Avg.	TD	Lg	Gm
King	-	124	444	7	437	3.5	2	-	-
Warder	-	151	593	238	355	2.4	3	-	-
Allen	-	57	340	31	309	5.4	4	-	-
Johnson	-	75	293	6	287	3.8	1	-	-
Guge	-	31	139	1	138	4.5	1	-	-
Tisdale	-	23	77	31	46	2.0	1	-	-
Harris	-	13	38	0	38	2.9	3	-	-
Davis	-	2	11	0	11	5.5	0	-	-
Campbell	-	1	5	0	5	5.0	0	-	-
PASSING									
Player	G	Att	Comp	Int	Pct.	Yds	TD	Lg	Gm
Warder	-	201	89	9	.443	1184	7	-	-
Tisdale	-	25	8	3	.320	140	1	-	-
RECEIVING									
Player	G	Rec	Yds	Avg.	TD	Lg	Gm		
Stowe	-	34	421	12.4	1	-	-		
Campbell	-	21	372	17.7	4	-	-		
Allen	-	17	277	16.3	1	-	-		
King	-	9	108	12.0	1	-	-		
Johnson	-	7	59	8.4	0	-	-		
Davis	-	4	47	11.8	1	-	-		
Guge	-	3	27	9.0	0	-	-		
Lorenz	-	2	13	6.5	0	-	-		
SCORING									
Player	TD	FG	Kick	Rush	Pass	DXP	Saf	Pts	
Allen	5	0	17	19	0	1	0	0	
Campbell	4	0	0	0	0	0	0	24	
Warder	3	0	0	0	1	2	0	4	
King	3	0	0	0	0	0	0	18	
Harris	3	0	0	0	0	0	0	18	
Davis	2	0	0	0	0	0	0	12	
Skripsky	0	3	7	10	0	0	0	16	
Powers	0	1	4	7	8	0	0	10	
Johnson	1	0	0	0	0	0	0	6	
Tisdale	1	0	0	0	0	0	0	6	
Stowe	1	0	0	0	0	0	0	6	
Elliott	1	0	0	0	0	0	0	6	
Guge	1	0	0	0	0	0	0	6	

PUNTING									
Player	No	Yds	Avg.	Lg	TB	FC	10	Blk	
Brouillette	63	2501	39.7	-	-	-	-	-	
PUNT RETURNS									
Player	No	Yds	Avg.	TD	Lg				
Elliott	15	161	10.7	1	-				
Davis	6	43	7.2	0	-				
Allen	3	29	9.7	0	-				
Washington	2	36	18.0	0	-				
KICKOFF RETURNS									
Player	No	Yds	Avg.	TD	Lg				
Allen	23	599	26.0	0	-				
Davis	5	180	36.0	1	-				
King	2	25	12.5	0	-				
Guge	2	13	6.5	0	-				
Campbell	2	7	3.5	0	-				
Harris	1	14	14.0	0	-				
Johnson	1	11	11.0	0	-				
Stowe	1	0	0.0	0	-				
INTERCEPTIONS									
Player	No	Yds	Avg.	TD	Lg				
Hilden	4	0	0.0	-	-				
Washington	3	35	11.7	-	-				
Withrow	3	31	10.3	-	-				
Powers	3	19	6.3	-	-				
Fiat	1	4	4.0	-	-				
Griglione	1	3	3.0	-	-				
Reimer	1	3	3.0	-	-				
Simonds	1	0	0.0	-	-				
Wilkinson	1	0	0.0	-	-				
TOTAL OFFENSE LEADERS									
Player	G	Rush	Rec	Pass	Tot	Avg.			
Warder	-	352	355	1184	1539	-			
King	-	124	437	0	437	-			
Allen	-	57	309	0	309	-			
ALL PURPOSE LEADERS									
Player	G	Rush	Rec	PR	KR	IR	Tot	Avg.	
Allen	-	409	277	29	599	0	1214	-	
King	-	437	0	0	25	0	462	-	
Stowe	-	0	421	0	0	0	421	-	
DEFENSIVE LEADERS									
Player	G	Solo	Ast	Total	TFL	Sack	FR	FF	Blk
Powers	-	50	59	109	-	2	-	-	
Withrow	-	42	58	100	-	2	-	-	
Dimitri	-	28	50	78	-	2	-	-	



1969 (3-7, 1-6 BIG EIGHT, 7TH)

Date	Team	Result	Att.	AP	Rushing				Passing				Total Off.	
					FD	Att	Yds	TD	A-C-I	Yds	TD	Plays	Yds	
S20	Iowa State at Syracuse	L, 13-14	30,491	-	14	44	143	1	17-6-1	48	0	61	191	
S27	Iowa State BYU	W, 10-0	28,232	-	22	59	212	2	20-14-2	123	0	79	335	
O4	Iowa State at Illinois	W, 48-20	35,982	-	20	57	152	3	24-14-0	165	3	81	317	
O11	Iowa State COLORADO*	L, 0-14	29,160	-	15	50	3	0	35-14-0	198	0	85	201	
O18	Iowa State at Kansas State*	L, 7-34	28,674	-	14	49	227	2	21-6-1	57	0	70	284	
O25	Iowa State KANSAS*	W, 44-20	26,398	-	5	40	47	1	21-4-2	20	0	61	67	
N1	Iowa State at Oklahoma*	L, 14-37	53,811	-	21	54	148	4	39-20-3	221	0	93	369	
N8	Iowa State at Nebraska*	L, 3-17	65,131	-	14	46	72	0	13-7-1	73	1	60	271	
N15	Iowa State MISSOURI*	L, 13-40	23,147	-	22	56	185	1	26-14-2	174	0	83	368	
N22	Iowa State OKLAHOMA STATE*	L, 0-35	20,315	-	14	46	72	0	23-10-1	147	2	69	219	
				-	32	77	339	4	20-14-2	230	1	97	569	
				-	15	48	27	0	23-11-1	119	0	71	146	
				20	22	56	185	1	24-13-2	205	1	80	390	
				-	8	34	57	1	36-13-2	98	0	70	155	
				6	24	61	228	2	36-16-2	317	3	97	545	
				-	7	29	53	0	28-13-5	117	0	57	170	
				-	22	60	265	3	26-13-1	158	2	86	423	

Head Coach: Johnny Majors **Captains:** Jerry Fiat, Fred Jones

Offense - LE Tom Lorenz, LT Tom Barnes, LG Mike Bliss, C Wayne Beske, RG Jerry Berna, RT Tim Jeffries, RE Otto Stowe, QB Robert Tisdale, HB Mike Palmer, HB Jeff Allen, FB Jock Johnson

Defense - LE Mike Kirar, LT John Griglione, MG Fred Jones, RT Jerry Boyington, RE Jerry Fiat, LB Mark Withrow, MLB Keith Schroeder, LB Steve Powers, CB Tom Elliott, MON Bob Williams, S Tony Washington

Specialists - P Bob Brouillette, K Vern Skripsky

BY QUARTERS											RUSHING											PUNTING										
1	2	3	4	OT	Total	Player	G	Att	Gain	Loss	Net	Avg.	TD	Lg	Gm	Player	No	Yds	Avg.	Lg	TB	FC	I20	Blk								
Iowa State	20	62	31	39	-	152	Johnson	-	98	436	-	9	427	4.4	2	-	Brouillette	83	3397	40.9	-	-	-	-	-							
Opponents	58	82	54	37	-	231	Palmer	-	63	233	23	210	3.3	1	-																	
							McDonald	-	75	221	20	201	2.4	0	-	PUNT RETURNS																
TEAM STATISTICS						Iowa State	Opponents	Coffey	-	18	108	11	97	5.4	0	-	Player	No	Yds	Avg.	TD	Lg										
FIRST DOWNS						128	204	Allen	-	24	83	24	59	2.5	0	-	Elliott	19	169	8.9	1	-										
Rushing						74	113	Stowe	-	5	41	8	33	6.6	1	-	Washington	9	113	12.6	1	-										
Passing						43	82	Brouillette	-	1	20	0	20	0.0	0	-	Holtz	3	25	8.3	0	-										
Penalty						11	9	Harris	-	1	1	0	1.0	0	-	Hidden	1	6	6.0	0	-											
RUSHING YARDAGE						949	1970	Fontani	-	20	34	64	-30	-3.0	1	-	KICKOFF RETURNS															
Yards Gained						1596	2391	Tisdale	-	151	409	459	-50	-0.3	4	-	Player	No	Yds	Avg.	TD	Lg										
Yards Lost						647	421	Bad Center	-	2	0	27	-27	-	0	-	Allen	17	362	21.3	-	-										
Rushing Attempts						464	561												Palmer	9	150	16.7	-	-								
Average Per Rush						2.0	3.5												McDonald	2	35	17.5	-	-								
Average Per Game						94.9	197.0												Stowe	1	18	18.0	-	-								
Rushing TD						-	-												Johnson	1	18	18.0	-	-								
PASSING YARDAGE						1012	1728												INTERCEPTIONS													
Attempts						232	263	Player	G	Att	Cmp	Int	Pct	Yds	TD	Lg	Gm	Player	No	Yds	Avg.	TD	Lg									
Completions						95	126	Tisdale	-	189	79	10	418	896	5	-	-	Holtz	5	64	12.8	0	-									
Interceptions						14	20	Fontani	-	43	16	4	372	116	1	-	Washington	5	63	12.6	0	-										
Average Per Attempt						4.4	6.6												Elliott	3	88	29.3	1	-								
Average Per Comp.						10.7	13.7												Withrow	3	75	25.0	0	-								
Average Per Game						101.2	172.8												Potter	2	34	17.0	0	-								
Passing TD						6	10												Schroeder	1	62	62.0	1	-								
TOTAL OFFENSE						1908	3698												Barcz	1	0	0	0	-								
Total Plays						696	824												TOTAL OFFENSE LEADERS													
Average Per Play						2.7	4.5	Player	G	Plays	Rush	Pass	Tot	Avg.																		
Average Per Game						190.8	369.8	Carlson	-	378	-	-	-	261867	1893	-																
KICKOFF RETURNS						31-608	30-524	Amundson	-	1316	-	-	-	256	1372	-																
Average						19.6	17.5	McDonald	-	130	566	0	566	-	-	-																
PUNT RETURNS						32-313	46-280												ALL PURPOSE LEADERS													
Average						9.8	6.1	Player	G	Rush	Rec	PR	KR	IR	Tot	Avg.																
INTERCEPTION RETURNS						20-387	14-195	Amundson	-	1316	-	-	-	0	18	1508																
Average						19.4	13.9	Krepfle	-	570	0	0	0	0	570																	
FUMBLES-LOST						29-12	39-18												DEFENSIVE LEADERS													
PENALTIES-YARDS						39-321	60-672	Player	G	Solo	Asst	Total	TFL	Sack	FR	Blk																
Average Per Game						32.1	67.2	Withrow	40	63	103	-	-	-	-	-																
PUNTS-YARDS						83-3397	65-2468	Holtz	38	37	75	-	-	-	-	-																
Average Per Punt						40.9	38.0	Palmer	3	7	5	-	-	-	-	-																
TIME OF POSSESSION						-	-	Johnson	2	0	0	0	0	0	0	0																
TOUCHDOWNS						-	-	Elliott	2	0	0	0	0	0	0	0																
Rushing						20	30	Coleman	2	0	0	0	0	0	0	0																
Passing						6	10	Washington	1	0	0	0	0	0	0	0																
Return						5	-	Fontani	1	0	0	0	0	0	0	0																
PAT Kicks						17-19	24-28	Potter	1	0	0	0	0	0	0	0																
2-point Attempts						0-1	0-2	Schroeder	1	0	0	0	0	0	0	0																
Field Goals						5-11	9-13																									
Safeties						0	0																									
TOTAL POINTS						152	231																									
AVERAGE PER GAME						15.2	23.1																									



1970 (5-6, 1-6 BIG EIGHT, 8TH)

Date	Team	Result	Att.	AP	Rushing				Passing			Total Off.		
					FD	Att	Yds	TD	A-C-I	Yds	TD	Plays	Yds	
S19	Iowa State at New Mexico	W, 32-3	17,459	-	21	56	248	1	27-14-2	179	2	83	427	
S26	Iowa State COLORADO STATE	W, 37-6	23,453	-	19	54	261	3	18-6-0	92	1	72	353	
O3	Iowa State at Utah	W, 16-13	19,156	-	16	49	178	1	42-17-4	191	0	92	389	
O10	Iowa State at Colorado*	L, 10-61	41,089	-	16	45	99	1	26-10-1	106	0	75	284	
O17	Iowa State KANSAS STATE*	L, 0-17	26,053	-	17	21	60	299	4	19-7-2	73	0	70	225
O24	Iowa State at Kansas*	L, 10-24	34,837	-	18	38	71	0	30-12-1	129	0	75	228	
O31	Iowa State OKLAHOMA*	L, 28-29	26,672	-	17	49	169	1	22-10-0	139	2	82	438	
N7	Iowa State NEBRASKA*	L, 29-54	34,007	-	20	46	172	0	40-19-2	186	0	78	257	
N14	Iowa State at Missouri*	W, 31-19	57,524	-	15	65	227	3	32-16-0	123	0	81	292	
N21	Iowa State at Oklahoma State*	L, 27-36	34,893	-	13	44	73	2	9-3-0	30	0	74	257	
N28	Iowa State at San Diego State	W, 28-22	40,172	-	19	75	292	3	25-11-4	227	2	69	300	
				-	15	24	117	0	9-7-0	153	1	84	445	
				-	4	32	76	342	6	38-19-3	228	4	62	345
				-	19	42	237	4	27-18-1	243	2	103	565	
				-	27	70	328	3	27-12-2	133	0	97	461	
				-	16	37	147	1	36-13-4	184	3	73	331	
				-	19	73	324	4	15-5-4	85	1	88	409	
				-	20	57	144	2	26-12-1	158	2	83	302	
				-	17	22	(-13)	0	49-30-3	370	3	71	357	

Head Coach: Johnny Majors **Captains:** Tony Washington, Mark Withrow
Offense - SE Otto Stowe, LT Joe Marconi, LG Ray Harm, RG Jerry Berna, RT Geary Murdock, TE Tom Lorenz, QB George Amundson, FL Dave McCurry, FB Jock Johnson, RB Mike Palmer
Defense - LE Charles Wilkinson, LT John Grigione, RT Harold Bassett, RE Therman Couch, LB Mark Withrow, MLB Keith Schroeder, LB Ken Caratelli, LCB Steve Wardlaw, RCB Jeff Allen, MON Obert Tisdale, S Tony Washington
Specialists - P Reggie Shoemaker, K Reggie Shoemaker

BY QUARTERS	1	2	3	4	OT	Total	RUSHING							PASSING							KICKOFF RETURNS																																																													
Player	G	Att	Gain	Loss	Net	Avg.	TD	Lg	Gm	Player	No	Yds	Avg	Lg	TD	Lg	Player	No	Yds	Avg	TD	Lg	Player	No	Yds	Avg	TD	Lg																																																						
Iowa State	79	64	46	59	-	248	111	568	128	440	4.0	7	-	-	-	-	Allen	22	568	25.8	-	-	Washington	6	25	4.2	0	-																																																						
Opponents	82	56	53	93	-	284	122	458	24	434	3.6	1	-	-	-	-	Withdraw	3	22	7.3	0	-	Carlson	289	169	1391	1560	-																																																						
TEAM STATISTICS	Iowa State		Opponents		RUSHING							PASSING							RECEIVING																																																															
FIRST DOWNS	193	214	132	68	18	14	2479	2827	348	644	3.5	3.8	155.6	225.4	15	26	1802	1568	324	270	142	132	23	16	5.6	5.8	12.7	11.9	163.8	144.2	15	9	3577	4055	914	914	4.4	4.4	325.2	368.6	46-975	32-585	21.2	18.3	28-277	39-343	9.9	8.8	16-151	23-404	9.4	17.6	30-20	37-25	60-590	78-830	53.6	75.5	82-3070	73-2865	37.4	39.2	31	39	13	26	10	9	1	1	24-27	26-32	1-4	2-5	12-20	8-14	0	1	248	284	22.5	25.8
RECEIVING	Iowa State		Opponents		PASSING							KICKOFF RETURNS							INTERCEPTIONS																																																															
Yards Gained	2015	2827	348	644	3.5	3.8	155.6	225.4	15	26	1802	1568	324	270	142	132	23	16	5.6	5.8	12.7	11.9	163.8	144.2	15	9	3577	4055	914	914	4.4	4.4	325.2	368.6	46-975	32-585	21.2	18.3	28-277	39-343	9.9	8.8	16-151	23-404	9.4	17.6	30-20	37-25	60-590	78-830	53.6	75.5	82-3070	73-2865	37.4	39.2	31	39	13	26	10	9	1	1	24-27	26-32	1-4	2-5	12-20	8-14	0	1	248	284	22.5	25.8						
Yards Lost	303	348	644	3.5	3.8	155.6	225.4	15	26	1802	1568	324	270	142	132	23	16	5.6	5.8	12.7	11.9	163.8	144.2	15	9	3577	4055	914	914	4.4	4.4	325.2	368.6	46-975	32-585	21.2	18.3	28-277	39-343	9.9	8.8	16-151	23-404	9.4	17.6	30-20	37-25	60-590	78-830	53.6	75.5	82-3070	73-2865	37.4	39.2	31	39	13	26	10	9	1	1	24-27	26-32	1-4	2-5	12-20	8-14	0	1	248	284	22.5	25.8							
Rushing Attempts	491	644	3.5	3.8	155.6	225.4	15	26	1802	1568	324	270	142	132	23	16	5.6	5.8	12.7	11.9	163.8	144.2	15	9	3577	4055	914	914	4.4	4.4	325.2	368.6	46-975	32-585	21.2	18.3	28-277	39-343	9.9	8.8	16-151	23-404	9.4	17.6	30-20	37-25	60-590	78-830	53.6	75.5	82-3070	73-2865	37.4	39.2	31	39	13	26	10	9	1	1	24-27	26-32	1-4	2-5	12-20	8-14	0	1	248	284	22.5	25.8								
Average Per Rush	3.5	3.8	155.6	225.4	15	26	1802	1568	324	270	142	132	23	16	5.6	5.8	12.7	11.9	163.8	144.2	15	9	3577	4055	914	914	4.4	4.4	325.2	368.6	46-975	32-585	21.2	18.3	28-277	39-343	9.9	8.8	16-151	23-404	9.4	17.6	30-20	37-25	60-590	78-830	53.6	75.5	82-3070	73-2865	37.4	39.2	31	39	13	26	10	9	1	1	24-27	26-32	1-4	2-5	12-20	8-14	0	1	248	284	22.5	25.8										
Average Per Game	155.6	225.4	15	26	1802	1568	324	270	142	132	23	16	5.6	5.8	12.7	11.9	163.8	144.2	15	9	3577	4055	914	914	4.4	4.4	325.2	368.6	46-975	32-585	21.2	18.3	28-277	39-343	9.9	8.8	16-151	23-404	9.4	17.6	30-20	37-25	60-590	78-830	53.6	75.5	82-3070	73-2865	37.4	39.2	31	39	13	26	10	9	1	1	24-27	26-32	1-4	2-5	12-20	8-14	0	1	248	284	22.5	25.8												
Rushing TD	15	26	1802	1568	324	270	142	132	23	16	5.6	5.8	12.7	11.9	163.8	144.2	15	9	3577	4055	914	914	4.4	4.4	325.2	368.6	46-975	32-585	21.2	18.3	28-277	39-343	9.9	8.8	16-151	23-404	9.4	17.6	30-20	37-25	60-590	78-830	53.6	75.5	82-3070	73-2865	37.4	39.2	31	39	13	26	10	9	1	1	24-27	26-32	1-4	2-5	12-20	8-14	0	1	248	284	22.5	25.8														
Passing Yards	1802	1568	324	270	142	132	23	16	5.6	5.8	12.7	11.9	163.8	144.2	15	9	3577	4055	914	914	4.4	4.4	325.2	368.6	46-975	32-585	21.2	18.3	28-277	39-343	9.9	8.8	16-151	23-404	9.4	17.6	30-20	37-25	60-590	78-830	53.6	75.5	82-3070	73-2865	37.4	39.2	31	39	13	26	10	9	1	1	24-27	26-32	1-4	2-5	12-20	8-14	0	1	248	284	22.5	25.8																
Attempts	324	270	142	132	23	16	5.6	5.8	12.7	11.9	163.8	144.2	15	9	3577	4055	914	914	4.4	4.4	325.2	368.6	46-975	32-585	21.2	18.3	28-277	39-343	9.9	8.8	16-151	23-404	9.4	17.6	30-20	37-25	60-590	78-830	53.6	75.5	82-3070	73-2865	37.4	39.2	31	39	13	26	10	9	1	1	24-27	26-32	1-4	2-5	12-20	8-14	0	1	248	284	22.5	25.8																		
Completions	142	132	23	16	5.6	5.8	12.7	11.9	163.8	144.2	15	9	3577	4055	914	914	4.4	4.4	325.2	368.6	46-975	32-585	21.2	18.3	28-277	39-343	9.9	8.8	16-151	23-404	9.4	17.6	30-20	37-25	60-590	78-830	53.6	75.5	82-3070	73-2865	37.4	39.2	31	39	13	26	10	9	1	1	24-27	26-32	1-4	2-5	12-20	8-14	0	1	248	284	22.5	25.8																				
Interceptions	23	16	5.6	5.8	12.7	11.9	163.8	144.2	15	9	3577	4055	914	914	4.4	4.4	325.2	368.6	46-975	32-585	21.2	18.3	28-277	39-343	9.9	8.8	16-151	23-404	9.4	17.6	30-20	37-25	60-590	78-830	53.6	75.5	82-3070	73-2865	37.4	39.2	31	39	13	26	10	9	1	1	24-27	26-32	1-4	2-5	12-20	8-14	0	1	248	284	22.5	25.8																						
Average Per Attempt	5.6	5.8	12.7	11.9	163.8	144.2	15	9	3577	4055	914	914	4.4	4.4	325.2	368.6	46-975	32-585	21.2	18.3	28-277	39-343	9.9	8.8	16-151	23-404	9.4	17.6	30-20	37-25	60-590	78-830	53.6	75.5	82-3070	73-2865	37.4	39.2	31	39	13	26	10	9	1	1	24-27	26-32	1-4	2-5	12-20	8-14	0	1	248	284	22.5	25.8																								
Average Per Game	163.8	144.2	15	9	3577	4055	914	914	4.4	4.4	325.2	368.6	46-975	32-585	21.2	18.3	28-277	39-343	9.9	8.8	16-151	23-404	9.4	17.6	30-20	37-25																																																								

1971 (8-4, 4-3 BIG EIGHT, 4TH)

Date	Team	Result	Att.	AP	Rushing			Passing			Total Off.		
					Att	Yds	TD	A-C-I	Yds	TD	Plays	Yds	
S18	Iowa State	W, 24-7	27,064	-	22	60	220	2	34-14-5	163	1	94	383
	IDAHO			-	9	26	(-12)	0	35-16-5	124	0	61	112
S25	Iowa State	W, 44-20	25,687	-	26	60	366	4	18-8-0	131	1	78	497
	at New Mexico			-	18	54	222	2	19-10-2	128	1	73	350
O2	Iowa State	W, 17-14	11,551	-	23	50	192	2	29-15-4	207	0	79	399
	at Kent State			-	13	45	125	1	15-9-1	104	0	60	229
O9	Iowa State	L, 14-24	31,535	-	17	40	94	1	24-14-1	171	1	64	265
	COLORADO*			5	27	76	334	2	14-5-1	107	1	90	441
O16	Iowa State	W, 24-0	31,074	-	19	42	97	1	29-19-1	271	2	71	368
	at Kansas State*			-	14	50	88	0	25-15-1	134	0	75	222
O23	Iowa State	W, 40-24	31,459	-	25	63	330	4	27-11-1	116	1	90	446
	KANSAS*			-	13	36	79	1	23-7-2	90	1	59	169
O30	Iowa State	L, 12-43	60,477	-	13	33	99	1	32-11-2	136	0	65	235
	at Oklahoma*			2	32	84	504	4	13-7-0	175	2	97	679
N6	Iowa State	L, 0-37	65,622	-	9	46	65	0	15-4-2	40	0	61	105
	at Nebraska*			1	22	58	304	3	19-9-1	97	0	77	401
N13	Iowa State	W, 45-17	25,386	-	16	57	262	3	19-8-2	91	3	76	353
	MISSOURI*			-	9	40	104	0	26-11-2	93	0	66	197
N20	Iowa State	W, 54-0	23,596	-	35	61	314	4	26-16-0	282	4	87	596
	OKLAHOMA STATE*			-	7	41	72	0	20-7-3	60	0	61	132
N27	Iowa State	W, 48-31	25,490	-	30	65	246	4	26-17-0	310	3	94	556
	at San Diego State			-	19	18	63	0	50-23-5	357	4	68	420
D18	Iowa State	L, 15-33	33,530	-	16	31	83	0	35-19-2	249	2	66	332
	vs. Louisiana State^			11	13	53	187	1	23-12-2	227	3	76	414

^Sun Bowl at El Paso, Texas (Statistics not included in totals below)

Head Coach: Johnny Majors **Captains:** Dean Carlson, Ray Harm, Keith Schroeder

Offense - SE Ike Harris, LT Joe Marconi, LG Ray Harm, C Dave Pittman, RG Mike Terrizzi, RT Geary Murdock, TE Keith Krepfle,

QB Dean Carlson, **FL** Willie Jones, **FB** Dennis McDonald, **TB** Geroge Amundson

Defense - LE Harold Bassett, LT Larry Hunt, RT Bob Matey, RE Merv Krakau, LB Steve Burns, MLB Keith Schroeder,

LB Ken Cratelli, **LCB** John Schweizer, **RCB** George Campbell, **MON** Matt Blair, **S** Dave McCurry

Specialists - P Doug Keown, K Reggie Shoemaker

BY QUARTERS	1	2	3	4	OT	Total	RUSHING							PUNTING															
Iowa State	111	59	62	90	-	322	Player	G	Att	Gain	Loss	Net	Avg	TD	Lg	Gm	Player	No	Yds	Avg	Lg	FB	FC	20	Blk				
Opponents	47	66	40	64	-	217	Amundson	-	272	1310	50	1260	4.6	15	56	-	Keown	48	1778	37.0	58	-	-	-					
							McDonald	-	126	556	4	552	4.4	2	26	-	Shoemaker	9	291	32.3	51	-	-	-	-				
							Marquardt	-	44	238	6	232	5.3	2	43	-	Mulhall	6	203	33.8	43	-	-	-	-				
							Moore	-	36	189	4	185	5.1	0	24	-	PUNT RETURNS												
							Davis	-	8	39	3	36	4.5	0	14	-	Player	No <th>Yds</th> <th>Avg</th> <th>TD</th> <th>Lg</th> <td colspan="3"></td>	Yds	Avg	TD	Lg							
							Carlson	-	84	232	216	16	0.2	7	23	-	Schweizer	22	268	12.2	-	65							
							Fontanini	-	4	4	0	1.0	0	2	-	Jones	6	0	0.0	-	2								
							Jones	-	2	5	2	3	1.5	0	5	-	Wardlaw	1	6	6.0	-	6							
							McCurry	-	2	6	9	-3	-1.5	0	6	-	Campbell	1	-6	-6.0	-	-							
							PASSING							KICKOFF RETURNS															
							Player	G	Att	Cmp	Int	Pct	Yds	TD	Lg	Gm	Player	No	Yds	Avg	TD	Lg							
							Amundson	-	253	123	17	486	1634	12	64	-	Jones	15	369	24.6	1	93							
							Amundson	-	20	10	1	500	237	3	50	-	Davis	5	91	18.2	0	23							
							Fontanini	-	5	3	1	600	37	1	15	-	Moore	3	65	21.7	0	26							
							Miller	-	1	1	0	100	10	0	10	-	Marquardt	3	53	17.7	0	22							
							RECEIVING							INTERCEPTIONS															
							Player	G	Rec	Yds	Avg	TD	Lg	Gm	Player	No	Yds	Avg	TD	Lg									
							Krepfle	-	34	492	14.2	6	42	-	Schweizer	5	15	3.0	-	17									
							Harris	-	29	496	17.1	4	64	-	Blair	4	32	8.0	-	22									
							Jones	-	18	382	21.2	4	50	-	McCurry	3	36	12.0	-	18									
							Amundson	-	18	128	7.1	0	20	-	Campbell	2	23	11.5	-	23									
							Richardson	-	11	122	11.1	0	21	-	Banger	2	9	4.5	-	9									
							McDonald	-	8	66	8.3	0	40	-	Schroeder	1	12	12.0	-	12									
							McCurry	-	7	142	20.3	0	39	-	Hunt	1	0	0.0	-	0									
							Carlson	-	3	20	9.8	0	17	-	Mulhall	1	0	0.0	-	0									
							Marquardt	-	2	-2	-1.0	0	1	-	Wardlaw	1	0	0.0	-	0									
							Radjen	-	2	22	11.0	2	15	-	TOTAL OFFENSE LEADERS														
							Moore	-	2	11	5.5	0	11	-	Player	G	Rush	Rec	PR	KR	IR	Tot	Avg						
							Sealiger	-	1	10	10.0	0	10	-	Amundson	-	1260	128	0	4	0	1392	-						
							Mitchell	-	1	8	8.0	0	8	-	McDonald	-	130	566	0	566	-	-	-						
							SCORING							ALL PURPOSE LEADERS															
							Player	TD	FG	Kick	Rush	Pass	DXP	Saf	Pts	Player	G	Rush	Rec	PR	KR	IR	Tot	Avg					
							Shoemaker	15	0	0	0	0	0	0	90	Amundson	-	337	16	1637	1653	3	0	0	1392	-			
							Carlson	7	0	0	0	0	0	0	53	McDonald	-	292	1260	237	1497	7	0	0	0	-			
							Krepfle	6	0	0	0	0	0	0	36	DEFENSIVE LEADERS													
							Harris	5	0	0	0	0	0	0	30	Player	G	Solo	Asst	Total	TFL	Sack	FR	FF	Blk				
							Jones	4	0	0	0	0	0	0	24	Schroeder	-	82	73	155	-	-	2	-	-	-			
							Marquardt	2	0	0	0	0	0	0	12	Blair	-	49	66	115	-	-	6	-	-	-			
							Radjen	2	0	0	0	0	0	0	12														
							McDonald	2	0	0	0	0	0	0	11														
							Austrheim	0	1	11	13	0	0	0	12														
							Richardson	0	0	0	0	0	0	0	0														



1973 (4-7, 2-5 BIG EIGHT, T6TH)

Date	Team	Result	Att.	AP	FD	Rushing			Passing			Total Off.	
						Att	Yds	TD	A-C-I	Yds	TD	Plays	Yds
S22	Iowa State IDAHO	W, 48-0	30,164	-	29	79	251	3	22-12-2	207	3	101	458
				-	8	28	72	0	31-11-2	88	0	59	160
S29	Iowa State at Arkansas	L, 19-21	42,078	-	14	52	227	1	19-3-7	101	1	71	328
				-	16	54	211	1	27-11-1	128	1	81	339
O6	Iowa State COLORADO*	L, 16-23	34,868	-	20	62	264	1	23-8-2	100	0	85	364
				18	9	40	136	1	11-8-1	173	2	51	309
O13	Iowa State at BYU	W, 26-24	25,580	-	18	54	206	2	18-9-1	112	0	72	318
				-	29	35	72	0	42-29-4	439	3	77	511
O20	Iowa State at Kansas State*	L, 19-21	29,062	-	19	42	113	1	29-13-0	156	1	71	269
				-	17	58	275	3	18-8-1	173	0	76	448
O27	Iowa State KANSAS*	L, 20-22	32,662	-	16	58	254	2	12-3-4	61	0	70	315
				17	20	38	45	1	32-20-2	321	1	70	366
N3	Iowa State at Oklahoma*	L, 17-34	61,876	-	9	42	107	0	18-8-0	121	2	60	228
				3	26	74	411	3	8-4-1	92	2	82	503
N10	Iowa State at Nebraska*	L, 7-31	74,474	-	12	51	228	1	10-2-3	33	0	61	261
				11	20	58	236	2	21-9-2	175	2	79	411
N17	Iowa State MISSOURI*	W, 17-7	33,393	-	18	66	223	1	9-5-1	74	1	75	297
				14	12	43	112	0	18-9-1	76	1	61	188
N24	Iowa State OKLAHOMA STATE*	W, 28-12	27,395	-	18	71	380	2	13-6-2	85	2	84	465
				18	15	229	2	23-6-4	94	0	74	323	
D1	Iowa State at San Diego State	L, 28-41	38,627	-	21	53	250	2	30-9-1	116	2	83	366
				27	42	187	2	29-20-1	347	4	71	534	

Head Coach: Earle Bruce **Captains:** Larry Hunt, Keith Krepfle

Offense - SE Ike Harris, LT Bob Bos, LG Jack Thomas, C Chuck Blaskovich, RG Dan Kneler, RT Henry Lewis, TE Keith Krepfle, QB Wayne Stanley, FL Willie Jones, FB Phil Danowsky, TB Mike Strachan

Defense - LE Lon Coleman, LT Tom Karr, RT Rick Howe, RE Andre Roundtree, LB Ted Jornov, MLB Larry Hunt, LB Gerry Fling, LCB Barry Hill, RCB Randy Bozich, R Matt Blair, S Bruce Fling

Specialists - P Scott Bradley, K Tom Goedjen

BY QUARTERS	1	2	3	4	OT	Total	RUSHING										PASSING										PUNTING													
							Player	G	Att	Gain	Loss	Net	Avg.	TD	Lg	Gm	Player	G	Att	Yds	TD	Lg	Gm	Player	No	Yds	Avg.	Lg	TD	FC	Int	Blk								
Iowa State	76	66	37	67	-	245	Strachan	-	272	1131	28	1103	4.1	3	63	-	Bradley	65	2661	40.9	58	-	-	-	-	0	-	-	-	-	-	-	-	0						
Opponents	69	63	41	63	-	236	Hardeman	-	89	522	54	468	5.3	3	74	-	Team	1	0	0	0	-	-	-	1	0	0	0	-	-	-	-	1							
TEAM STATISTICS	Iowa State	Opponents					Opponents	RUSHING										PASSING										PUNTING												
FIRST DOWNS	194	199					199	Tyson	-	67	322	6	316	4.6	0	38	-	Player	No	Yds	Avg.	TD	Lg	Gm	Player	No	Yds	Avg.	TD	Lg	TD	FC	Int	Blk						
Rushing	121	107					107	Stanley	-	81	293	69	224	2.9	3	21	-	Bolks	19	100	5.3	0	21	-	Jones	9	28	3.1	0	24	-	-	-	-	-					
Passing	58	83					83	Moore	-	26	93	1	92	3.5	1	9	-	Hill	5	125	25.0	1	86	-	Bozich	1	55	55.0	0	55	-	-	-	-	-	-				
Penalty	15	9					9	Jones	-	3	44	2	42	14.0	0	38	-	Harris	1	10	10.0	-	10	-	Conrad	1	13	13.0	-	13	-	-	-	-	-	-				
RUSHING YARDAGE	2503	1986					1986	Moses	-	16	45	8	37	2.3	0	16	-	Jornov	1	23	23.0	-	23	-	Roundtree	1	16	16.0	-	16	-	-	-	-	-	-				
Yards Gained	2690	2433					2433	Konrad	-	7	29	4	25	3.6	1	12	-	Blair	1	14	14.0	-	14	-	Hunt	1	3	3.0	-	3	-	-	-	-	-	-	-			
Yards Lost	187	447					447	Marquardt	-	2	5	0	5	2.5	1	3	-	Jones	5	59	11.8	-	16	-	Strachan	197	224	723	947	-	-	-	-	-	-	-				
Rushing Attempts	630	521					521	Wingender	-	1	4	0	4	4.0	0	4	-	Hardeman	170	468	420	888	-	-	Strachan	-	1103	55	0	0	1158	-	-	-	-	-	-	-	-	-
Average Per Rush	4.0	3.8					3.8	Fletcher	-	6	13	13	0	0.0	0	9	-	Tyson	316	5	0	266	0	587	-	Hardeman	468	0	0	0	468	-	-	-	-	-	-			
Average Per Game	227.5	180.5					180.5	PASSING										KICKOFF RETURNS																						
Rushing TD	16	14					14	Player	G	Att	Comp	Int	Pct	Yds	TD	Lg	Gm	Player	No	Yds	Avg.	TD	Lg	Player	No	Yds	Avg.	TD	Lg	Player	No	Yds	Avg.	TD	Lg					
PASSING YARDAGE	1166	2106					2106	Strachan	-	116	49-9	422	723	8	27	-	Jones	16	365	22.8	-	50	-	Tyson	11	266	24.2	-	55	-	-	-	-	-	-	-	-			
Attempts	203	260					260	Hardeman	-	81	31-8	383	420	4	39	-	Moses	5	59	11.8	-	16	-	Conrad	1	13	13.0	-	13	-	-	-	-	-	-	-	-			
Completions	83	135					135	Fletcher	-	4	2-1	500	23	0	23	-	Konrad	1	13	13.0	-	13	-	Harris	1	10	10.0	-	10	-	-	-	-	-	-	-	-			
Interceptions	18	20					20	Jones	-	1	0-0	0.000	0	0	0	-	Harris	1	10	10.0	-	10	-	INTERCEPTIONS																
Average Per Attempt	5.7	8.1					8.1	Strachan	-	1	0-0	0.000	0	0	0	-	Player	No	Yds	Avg.	TD	Lg	Player	No	Yds	Avg.	TD	Lg	TOTAL OFFENSE LEADERS											
Average Per Comp.	14.0	15.6					15.6	RECEIVING										TOTAL OFFENSE LEADERS																						
Average Per Game	106.0	191.5					191.5	Player	G	Rec	Yds	Avg.	TD	Lg	Gm	Player	G	Plays	Rush	Pass	Tot	Avg.	Player	G	Solo	Ast	Total	TFL	Sack	FRFF	Blk									
Passing TD	12	17					17	Goedjen	0	15-24	25-25	-	0-0	-	-	30	Strachan	-	1103	55	0	0	1158	-	Hunt	80	50	139	-	-	2	2	1							
TOTAL OFFENSE	3669	4092					4092	Krepfle	5	0-0	0-0	-	0-0	-	-	70	Strachan	-	316	5	0	266	0	587	-	Jornov	69	79	148	-	-	2	3	0						
Total Plays	833	781					781	Jones	-	20	293	14.7	3	27	-	24	Tyson	316	5	0	266	0	587	-	Howe	39	53	92	-	-	5	4	0							
Average Per Play	4.4	5.2					5.2	Harris	-	14	251	17.9	1	36	-	24	Hardeman	468	0	0	0	468	-	ALL PURPOSE LEADERS																
Average Per Game	333.5	372.0					372.0	Strachan	-	7	55	7.9	1	23	-	24	Player	G	Rush	Rec	PR	KR	IR	Tot	Avg.	DEFENSIVE LEADERS														
KICKOFF RETURNS	34-713	42-748					42-748	Danowsky	-	3	30	10.0	0	19	-	24	Player	G	Solo	Ast	Total	TFL	Sack	FRFF	Blk	DEFENSIVE LEADERS														
Average	21.0	17.8					17.8	Moore	-	2	23	11.5	1	18	-	18	Strachan	-	272	1103	55	0	0	1103	-	Hunt	80	50	139	-	-	2	2	1						
PUNT RETURNS	34-306	36-288					36-288	Overton	-	1	26	26.0	0	26	-	18	Strachan	-	197	224	723	947	-	-	-	-	-	-	-	-	-	-	-	-	-					
Average	9.0	8.0					8.0	Vondrak	-	1	18	18.0	0	18	-	18	Strachan	-	170	468	420	888	-	-	-	-	-	-	-	-	-	-	-	-	-					
INTERCEPTION RETURNS	20-202	18-119					18-119	Smith	-	1	12	12.0	0	12	-	12	Strachan	-	170	468	420	888	-	-	-	-	-	-	-	-	-	-	-	-	-					
Average	10.1	6.6					6.6	Konrad	-	1	12	12.0	0	12	-	12	Strachan	-	170	468	420	888	-	-	-	-	-	-	-	-	-	-	-	-	-	-				
FUMBLES-LOST	38-25	39-28					39-28	Tyson	-	1	5	5.0	0	5	-	5	Strachan	-	170	468	420	888	-	-	-	-	-	-	-	-	-	-	-	-	-	-				
PENALTIES-YARDS	46-410	63-662					63-662	Greenwood	-	1	5	5.0	1	5	-	5	Strachan	-	170	468	420	888	-	-	-	-	-	-	-	-	-	-	-	-	-	-				
Average Per Game	37.3	60.2					60.2	SCORING										DEFENSIVE LEADERS																						
PUNTS-YARDS	66-2661	62-2291					62-2291	Player	TD	FG	Kick	Rush	Pass	DXP	Saf	Pts	Player	G	Solo	Ast	Total	TFL	Sack	FRFF	Blk	DEFENSIVE LEADERS														
Average Per Punt	40.3	37.0					37.0	Goedjen	0	15-24	25-25	-	0-0	-	-	30	Player	G	Solo	Ast	Total	TFL	Sack	FRFF	Blk	DEFENSIVE LEADERS														
TIME OF POSSESSION	-	-					-	Krepfle	5	0-0	0-0	-	0-0	-	-	70	Player	G	Solo	Ast	Total	TFL	Sack	FRFF	Blk	DEFENSIVE LEADERS														
TOUCHDOWNS	29	32					32	Strachan	4	0-0	0-0	-	0-0	-	-	24	Player	G	Solo	Ast	Total	TFL</																		

1974 (4-7, 2-5 BIG EIGHT, 6TH)

Date	Team	Result	Att.	AP	Rushing				Passing			Total Off.	
					FD	Att	Yds	TD	A-C-I	Yds	TD	Plays	Yds
S14	Iowa State at Texas Tech	L, 3-24	38,542	-	15	45	176	0	11-3-2	37	0	56	213
S21	Iowa State at Washington	L, 28-31	48,119	-	17	48	141	3	20-10-4	201	1	68	342
S28	Iowa State BYU	W, 34-7	29,419	-	17	59	214	2	19-9-2	173	1	76	504
O5	Iowa State NEW MEXICO	W, 27-3	31,529	-	14	64	229	2	4-3-0	76	1	68	305
O12	Iowa State at Colorado*	L, 7-34	47,672	-	10	46	67	0	20-8-1	132	1	66	199
O19	Iowa State KANSAS STATE*	W, 23-18	33,587	-	18	57	260	1	6-3-0	32	1	63	292
O26	Iowa State at Kansas*	W, 22-6	29,634	-	15	69	205	2	28-13-0	175	2	71	282
N2	Iowa State OKLAHOMA*	L, 10-28	33,580	-	18	63	213	1	12-6-2	122	0	75	335
N9	Iowa State NEBRASKA*	L, 13-23	34,341	-	19	44	134	0	8-5-0	131	2	60	329
N16	Iowa State at Missouri*	L, 7-10	47,430	-	19	55	169	0	27-13-1	185	2	71	319
N23	Iowa State at Oklahoma State*	L, 12-14	29,248	-	21	57	208	0	10-6-1	109	1	65	386

Head Coach: Earle Bruce **Captains:** Phil Danowsky, Rick Howe, Mike Strachan
Offense - TE Al Dixon, RT Arlen Ciechanowski, RG Jack Thomas, C Jeff Jones, LG Bob Bos, LT Randy Young, SE Fory Smith, QB Buddy Hardeeman, TB Mike Strachan, FB Phil Danowsky, FL Jerry Moses
Defense - LE Ray King, LT Ron McFarland, MG Jimmy Potter, RT Rick Howe, RE Andre Roundtree, LB Brad Storm, LB Gerry Forge, ROV Sy Bassett, CB Ramsey Jay, CB Jerry Jaksich, S Barry Hill
Specialists - P Scott Bradley, K Tom Goedjen

BY QUARTERS		OT		Total	RUSHING										PUNTING									
1	2	3	4		Player	G	Att	Gain	Loss	Net	Avg.	TD	Lg	Gm	Player	No	Yds	Avg.	Lg	TB	FC	120	Bk	
Iowa State	31	47	37	71	Strachan	-	189	694	47	647	3.4	1	16	-	Bradley	65	2601	40.0	65	-	-	-	0	
Opponents	34	48	75	41	Williams	-	98	468	4	464	4.7	0	50	-	Player	No <td>Yds <td>Avg. <td>TD <td>Lg</td> <td></td> <td></td> <td></td> </td></td></td>	Yds <td>Avg. <td>TD <td>Lg</td> <td></td> <td></td> <td></td> </td></td>	Avg. <td>TD <td>Lg</td> <td></td> <td></td> <td></td> </td>	TD <td>Lg</td> <td></td> <td></td> <td></td>	Lg				
TEAM STATISTICS					Iowa State	Opponents	Danowsky	-	113	385	6	379	3.4	7	30	PUNT RETURNS								
FIRST DOWNS					183	164	Wingender	-	38	161	0	161	4.2	0	19	Player	No <td>Yds <td>Avg. <td>TD <td>Lg</td> <td></td> <td></td> </td></td></td>	Yds <td>Avg. <td>TD <td>Lg</td> <td></td> <td></td> </td></td>	Avg. <td>TD <td>Lg</td> <td></td> <td></td> </td>	TD <td>Lg</td> <td></td> <td></td>	Lg			
Rushing					115	99	Mason	-	56	173	50	173	2.2	1	18	Bolks	5	54	12.0	0	79			
Passing					55	53	Stanley	-	85	301	182	301	1.4	2	35	Hill	1	32	12.0	0	32			
Penalty					13	12	Hardeeman	-	17	90	1	90	5.3	0	20	Lyles	1	26	12.0	0	26			
RUSHING YARDAGE					2016	2034	Hardeman	-	2	21	0	21	10.5	0	12	Roundtree	0	8	12.0	0	8			
Yards Gained					2313	2344	Solomon	-	2	7	0	7	3.5	0	5	Gnade	0	0	12.0	1	0			
Yards Lost					297	310	Moses	-	2	5	0	5	2.5	0	3	KICKOFF RETURNS								
Rushing Attempts					607	510	E. Morton	-	1	4	0	4	4.0	0	4	Player	No <td>Yds <td>Avg. <td>TD <td>Lg</td> <td></td> <td></td> </td></td></td>	Yds <td>Avg. <td>TD <td>Lg</td> <td></td> <td></td> </td></td>	Avg. <td>TD <td>Lg</td> <td></td> <td></td> </td>	TD <td>Lg</td> <td></td> <td></td>	Lg			
Average Per Rush					3.3	4.0	Brynt	-	2	2	0	2	1.0	0	2	Blue	12	393	32.8	1	83			
Average Per Game					183.3	184.9	Bos	-	1	2	0	2	2.0	0	2	Wingender	5	72	14.4	0	22			
Rushing TD					11	14	TEAM	-	1	0	7	-7	-7.0	0	-7	Strachan	4	98	24.5	0	50			
PASSING YARDAGE					1174	1318	PASSING										INTERCEPTIONS							
Attempts					178	203	Player	G	Att	Cmp	Int	Pct.	Yds	TD	Lg	Gm	Player	No <td>Yds <td>Avg. <td>TD</td> <td>Lg</td> <td></td> <td></td> </td></td>	Yds <td>Avg. <td>TD</td> <td>Lg</td> <td></td> <td></td> </td>	Avg. <td>TD</td> <td>Lg</td> <td></td> <td></td>	TD	Lg		
Completions					79	96	Stanley	-	121	58	12	479	842	6	56	-	Hill	9	90	10.0	-	30		
Interceptions					16	16	Mason	-	44	16	2	364	220	0	40	-	Bassett	3	22	7.3	-	16		
Average Per Attempt					6.6	6.5	Hardeeman	-	11	3	2	273	37	0	13	-	Storm	2	11	5.5	-	10		
Average Per Comp.					14.9	13.7	Strachan	-	2	2	0	1.00	75	1	46	-	Roundtree	2*	4	2.0	-	6		
Average Per Game					106.7	119.8	RECEIVING										TOTAL OFFENSE LEADERS							
Passing TD					7	11	Player	G	Rec	Yds <td>Avg. <td>TD</td> <td>Lg</td> <td>Gm</td> <td>Player</td> <td>G</td> <td>Plays <td>Rush <td>Pass <td>Tot <td>Avg.</td> <td></td> <td></td> </td></td></td></td></td>	Avg. <td>TD</td> <td>Lg</td> <td>Gm</td> <td>Player</td> <td>G</td> <td>Plays <td>Rush <td>Pass <td>Tot <td>Avg.</td> <td></td> <td></td> </td></td></td></td>	TD	Lg	Gm	Player	G	Plays <td>Rush <td>Pass <td>Tot <td>Avg.</td> <td></td> <td></td> </td></td></td>	Rush <td>Pass <td>Tot <td>Avg.</td> <td></td> <td></td> </td></td>	Pass <td>Tot <td>Avg.</td> <td></td> <td></td> </td>	Tot <td>Avg.</td> <td></td> <td></td>	Avg.			
TOTAL OFFENSE					3190	3352	Blue	-	26	450	17.3	4	46	-	Strachan	-	206	119	842	961	-			
Total Plays					785	713	Dixon	-	11	149	13.5	0	21	-	Williams	-	191	647	75	722	-			
Average Per Play					4.1	4.7	Smith	-	6	143	23.8	1	20	-	*includes air-caught fumble									
Average Per Game					290.0	304.7	Overton	-	6	92	15.3	1	39	-	TOTAL OFFENSE LEADERS									
KICKOFF RETURNS					35-727	34-593	Strachan	-	4	49	12.3	0	11	-	Player	G	Plays <td>Rush <td>Pass <td>Tot <td>Avg.</td> <td></td> <td></td> </td></td></td>	Rush <td>Pass <td>Tot <td>Avg.</td> <td></td> <td></td> </td></td>	Pass <td>Tot <td>Avg.</td> <td></td> <td></td> </td>	Tot <td>Avg.</td> <td></td> <td></td>	Avg.			
Average					20.8	17.4	Mason	-	4	96	24.0	1	38	-	Strachan	-	191	647	75	722	-			
PUNT RETURNS					38-289	28-168	Williams	-	3	34	11.3	0	15	-	ALL PURPOSE LEADERS									
Average					7.6	6.0	Danowsky	-	2	20	10.0	0	7	-	Player	G	Rush <td>Rec <td>PR <td>KR <td>IR <td>Tot <td>Avg.</td> </td></td></td></td></td>	Rec <td>PR <td>KR <td>IR <td>Tot <td>Avg.</td> </td></td></td></td>	PR <td>KR <td>IR <td>Tot <td>Avg.</td> </td></td></td>	KR <td>IR <td>Tot <td>Avg.</td> </td></td>	IR <td>Tot <td>Avg.</td> </td>	Tot <td>Avg.</td>	Avg.	
INTERCEPTION RETURNS					16-27	16-100	Wingender	-	2	29	14.5	0	20	-	Stanley	-	119	842	0	0	0	961	-	
Average					1.7	6.3	Greenwood	-	2	14	7.0	0	7	-	Blue	-	21	450	0	393	0	864	-	
FUMBLES-LOST					31-16	43-18	Moses	-	2	13	6.5	0	12	-	Storm	-	647	49	0	57	0	753	-	
PENALTIES-YARDS					73-612	68-585	Sands	-	1	56	56.0	0	56	-	DEFENSIVE LEADERS									
Average Per Game					55.6	53.2	Stanley	-	1	29	29.0	0	29	-	Player	G	Solo <td>Ast <td>Total <td>TFL <td>Sack <td>FRFFBk <td></td> </td></td></td></td></td>	Ast <td>Total <td>TFL <td>Sack <td>FRFFBk <td></td> </td></td></td></td>	Total <td>TFL <td>Sack <td>FRFFBk <td></td> </td></td></td>	TFL <td>Sack <td>FRFFBk <td></td> </td></td>	Sack <td>FRFFBk <td></td> </td>	FRFFBk <td></td>		
PUNTS-YARDS					65-2601	67-2442	SCORING										Storm							
Average Per Punt					40.0	36.4	Player	TD	FG	Kick <td>Rush <td>Pass <td>DXP <td>Saf <td>Pts</td> <td>Storm</td> <td>-</td> <td>83</td> <td>76</td> <td>159</td> <td>-</td> <td>-</td> <td>0</td> <td>-</td> </td></td></td></td>	Rush <td>Pass <td>DXP <td>Saf <td>Pts</td> <td>Storm</td> <td>-</td> <td>83</td> <td>76</td> <td>159</td> <td>-</td> <td>-</td> <td>0</td> <td>-</td> </td></td></td>	Pass <td>DXP <td>Saf <td>Pts</td> <td>Storm</td> <td>-</td> <td>83</td> <td>76</td> <td>159</td> <td>-</td> <td>-</td> <td>0</td> <td>-</td> </td></td>	DXP <td>Saf <td>Pts</td> <td>Storm</td> <td>-</td> <td>83</td> <td>76</td> <td>159</td> <td>-</td> <td>-</td> <td>0</td> <td>-</td> </td>	Saf <td>Pts</td> <td>Storm</td> <td>-</td> <td>83</td> <td>76</td> <td>159</td> <td>-</td> <td>-</td> <td>0</td> <td>-</td>	Pts	Storm	-	83	76	159	-	-	0	-
TIME OF POSSESSION					-	-	Goedjen	0	14-25	18-18	-	0-0	-	0	60									
TOUCHDOWNS					20	26	Danowsky	7	0-0	0-0	0-0	0-0	-	0	42									
Rushing					11	14	Blue	5	0-0	0-0	0-0	0-0	-	0	30									
Passing					7	11	Stanley	2	0-0	0-0	0-0	0-2	-	0	12									
Return					1	1	Mason	2	0-0	0-0	0-0	0-0	-	0	12									
PAT Kicks					18-18	22-24	Strachan	1	0-0	0-0	0-0	0-0	-	0	6									
2-point Attempts					0-2	1-2	Gnade	1	0-0	0-0	0-0	0-0	-	0	6									
Field Goals					14-25	6-13	Smith	1	0-0	0-0	0-0	0-0	-	0	6									
Safeties					3	0	Overton	1	0-0	0-0	0-0	0-0	-	0	6									
TOTAL POINTS					186	198	Team	0	0-0	0-0	0-0	0-1	-	3	6									
AVERAGE PER GAME					16.9	18.0																		



1975 (4-7, 1-6 BIG EIGHT, 7TH)

Date	Team	Result	Att.	AP	FD	Rushing			Passing			Total Off.	
						Att	Yds	TD	A-C-I	Yds	TD	Plays	Yds
S13	Iowa State at UCLA	L, 21-37	30,949	-	24	47	272	2	22-8-2	109	1	69	381
				16	24	67	289	5	11-6-0	117	0	78	406
S20	Iowa State AIR FORCE	*W, 17-12	40,383	-	18	71	301	2	8-4-1	45	0	79	346
				-	17	46	119	1	17-6-2	93	0	63	212
S27	Iowa State at Florida State	W, 10-6	30,703	-	18	53	287	1	10-6-1	80	0	63	367
				-	20	48	175	0	19-10-1	168	1	67	343
O4	Iowa State at Utah	W, 31-3	16,789	-	23	64	356	3	20-8-1	176	1	84	532
				-	12	30	62	0	33-13-0	99	0	63	161
O11	Iowa State at Kansas State*	W, 17-7	25,698	-	14	51	198	1	11-3-0	91	1	62	289
				-	13	58	182	1	12-3-1	37	0	70	219
O18	Iowa State KANSAS*	L, 10-21	41,853	-	14	45	102	1	16-7-2	104	0	61	206
				-	16	70	398	3	4-0-0	0	0	74	398
O25	Iowa State at Oklahoma*	L, 7-39	70,879	-	14	57	167	1	17-5-2	74	0	74	241
				2	17	62	368	5	4-1-1	24	0	66	392
N1	Iowa State COLORADO*	L, 27-28	42,613	-	16	54	308	3	12-6-0	91	1	66	399
				16	22	64	360	3	13-7-1	67	1	77	427
N8	Iowa State MISSOURI*	L, 14-44	41,861	-	18	50	215	2	21-8-2	126	0	71	341
				19	21	60	376	3	24-10-0	129	2	84	505
N15	Iowa State at Nebraska*	L, 0-52	74,498	-	9	35	150	0	15-4-1	52	0	50	202
				2	33	73	318	5	19-13-0	249	2	92	567
N22	Iowa State OKLAHOMA STATE*	L, 7-14	32,159	-	22	60	207	1	26-9-5	132	0	86	339
				-	17	59	291	2	10-3-1	57	0	69	348

Head Coach: Earle Bruce **Captains:** Sy Bassett, Bob Bos, Jeff Jones, Ray King

Offense - TE Dave Greenwood, LT Pierre Gelinax, LG Bob Bos, C Jeff Jones, RG Rob Stoffel, RT Randy Young, SE Forry Smith, QB Tom Mason, RB Mike Williams, FB Jim Wingender, FL Luther Blue

Defense - LE Ray King, LT Mike Larsen, MG Maynard Stenstrud, RT Ron McFarland, RE Otis Rodgers, SLB Greg Pittman,

WLB Mark Benda, R Sy Bassett, SC Jerry Jaksich, WC Tony Hawkins, S Bill Larkin

Specialists - P Rick Blabolil, K Scott Kollman

*First Game at Jack Trice Stadium

BY QUARTERS	1	2	3	4	OT	Total	RUSHING							PUNTING													
Iowa State	28	45	44	44	-	161	Player	G	Att	Gain	Loss	Net	Avg.	TD	Lg	Gm	Player	No	Yds	Avg.	Lg	TB	FC	I20	Blk		
Opponents	58	63	55	87	-	263	Wingender	-	195	1085	15	1070	5.5	3	64	-	Blabolil	57	2306	40.5	60	-	-	-	0		
							Williams	-	165	805	24	781	4.7	6	57	-	Team	1	0	-	-	-	-	-	1		
TEAM STATISTICS	Iowa State	Opponents					Hardeman	-	80	463	68	395	4.9	5	71	-	PUNT RETURNS	Player	No	Yds	Avg.	TD	Lg				
FIRST DOWNS	190	212					Tryon	-	29	139	7	132	4.6	2	37	-	Blue	8	24	3.0	-	-	-	-	-	-	
Rushing	129	149					Isler	-	15	47	1	46	3.1	0	9	-	Larkin	7	11	1.6	-	-	-	-	-		
Passing	50	48					Morton	-	3	22	0	22	7.3	0	20	-	Jaksich	4	17	4.3	-	-	-	-	-		
Penalty	11	15					Curry	-	3	22	0	22	7.3	0	16	-	Bassett	2	6	3.0	-	-	-	-	-		
RUSHING YARDAGE	2563	2938					Solomon	-	11	20	3	17	1.5	0	7	-	KICKOFF RETURNS										
Yards Gained	2850	3236					Mason	-	50	134	119	15	0.3	1	16	-	Player	No	Yds	Avg.	TD	Lg					
Yards Lost	287	298					Blue	-	13	27	13	14	1.1	0	11	-	Hardree	18	448	24.9	-	-	-	-	-		
Rushing Attempts	587	637					Hardee	-	8	14	6	8	1.0	0	7	-	Blue	12	264	22.0	-	-	-	-	-		
Average Per Rush	4.4	4.6					Hixon	-	1	7	0	7	7.0	0	7	-	Solomon	5	57	11.4	-	-	-	-	-		
Average Per Game	233.0	267.1					Cooper	-	1	4	0	4	4.0	0	4	-	Curry	3	42	14.0	-	-	-	-	-		
Rushing TD	17	28					TEAM	-	1	0	23	-23	-	-	-	-	Hardeman	1	22	22.0	-	-	-	-	-		
PASSING YARDAGE	1080	1040					PASSING	Player	G	Att	Comp	Int	Pct.	Yds	TD	Lg	Gm	Miller	1	17	17.0	-	-	-	-	-	
Attempts	178	166					Mason	-	128	42	13	328	7.25	4	4	-	Cummins	1	13	13.0	-	-	-	-	-		
Completions	68	72					Hardeman	-	40	22	2	550	29.7	0	36	-	Dixon	1	5	5.0	-	-	-	-	-		
Interceptions	17	6					Tryon	-	8	3	2	375	51	0	34	-	INTERCEPTIONS										
Average Per Attempt	6.1	6.3					Hixon	-	2	1	0	500	7	0	7	-	Player	No	Yds	Avg.	TD	Lg					
Average Per Comp.	15.9	14.4					RECEIVING	Player	G	Rec	Yds	Avg.	TD	Lg	Gm	Hawkins	2	17	8.5	-	-	-	-	-	-		
Average Per Game	98.2	94.5					Blue	-	10	179	17.9	0	38	-	-	Jaksich	2	17	8.5	-	-	-	-	-			
Passing TD	4	6					Hardee	-	7	127	18.1	0	34	-	-	Grade	1	14	14.0	-	-	-	-	-			
TOTAL OFFENSE	3643	3978					Rogers	-	7	114	16.3	2	38	-	-	Pittman	1	6	6.0	-	-	-	-	-			
Total Plays	765	803					Dixon	-	4	65	16.3	0	20	-	-	Settle	1	0	0.0	-	-	-	-	-			
Average Per Play	4.8	5.0					Wingender	-	4	18	4.5	0	12	-	-	TOTAL OFFENSE LEADERS											
Average Per Game	331.2	361.6					Green	-	2	54	27.0	0	44	-	-	Player	G	Plays	Rush	Pass	Tot	Avg.					
KICKOFF RETURNS	42-868	23-498					Sands	-	1	13	13.0	0	13	-	-	Wingender	-	195	1070	0	0	0	1088	-			
Average	20.7	21.7					Solomon	-	1	8	8.0	0	8	-	-	Hardeman	-	120	395	297	692	-	-	-			
PUNT RETURNS	21-58	26-128					Williams	-	1	8	8.0	0	8	-	-	Williams	-	165	781	0	781	-	-	-			
Average	2.8	4.9					ALL PURPOSE LEADERS							Player	G	Rush	Rec	PR	KR	IR	Tot	Avg.					
INTERCEPTION RETURNS	6-54	17-211					Wingender	-	4	18	4.5	0	12	-	-	Wingender	-	1070	78	0	0	0	0	1088	-		
Average	9.0	12.4					Green	-	2	54	27.0	0	44	-	-	Hardeman	-	395	127	0	448	0	970	-			
FUMBLES-LOST	42-26	41-26					Tryon	-	8	3	2	375	51	0	34	-	Williams	-	781	8	0	0	0	789	-		
PENALTIES-YARDS	71-576	63-569					DEFENSIVE LEADERS							Player	G	Solo	Asst	Total	TFL	Sack	FR	FF	Blk				
Average Per Game	52.4	51.7					King	-	44	51	96	-	-	-	-	Benda	-	68	76	144	-	-	-	-	-		
PUNTS-YARDS	58-2306	63-659					Rogers	-	2	0	0	0	0	-	-	Pittman	-	47	63	110	-	-	-	-	-		
Average Per Punt	39.8	38.7					King	-	44	51	96	-	-	-	-	King	-	44	51	96	-	-	-	-	-		
TIME OF POSSESSION	-	-					SCORING																				
TOUCHDOWNS	21	34					-----PAT-----	Player	TD	FG	Kick	Rush	Pass	DXP	Saf	Pts											
Rushing	17	28					Williams	6	0	0	0	0	0	-	-	36											
Passing	4	6					Hardeman	5	0	0	0	0	0	-	-	30											
Return	-	-					Lenth	0	4	9	8	8	0	-	-	30											
PAT Kicks	20-20	-					Wingender	3	0	0	0	0	1	-	-	18											
2-point Attempts	0-1	-					Kollman	0	1	2	12	0	0	-	-	15											
Field Goals	5-11	-					Smith	2	0	0	0	0	0	-	-	12											
Safeties	-	-					Rogers	2	0	0	0	0	0	-	-	12											
TOTAL POINTS	161	263					Green	2	0	0	0	0	0	-	-	12											
AVERAGE PER GAME	14.6	23.9					Mason	1	0	0	0	0	0	-	-	6											



1976 (8-3, 4-3 BIG EIGHT, T4TH)

Date	Team	Result	Att.	AP	FD	Rushing			Passing			Total Off.		
						Att	Yds	TD	A-C-I	Yds	TD	Plays	Yds	
S11	Iowa State DRAKE	W, 58-14	34,006	-	31	59	385	4	11-6-0	140	4	70	525	
S18	Iowa State at Air Force	W 41-6	26,554	-	12	46	126	1	20-10-1	125	1	66	251	
S25	Iowa State KENT STATE	W, 47-7	32,658	-	15	44	141	0	19-13-0	245	6	63	386	
O2	Iowa State OKLAHOMA*	L, 10-24	47,186	-	14	42	105	1	33-14-4	154	0	75	259	
O9	Iowa State UTAH	W, 44-14	36,457	-	30	66	334	2	24-11-0	183	4	90	517	
O16	Iowa State at Missouri*	W, 21-17	66,491	-	10	45	207	1	11-2-2	26	0	56	233	
O23	Iowa State at Colorado*	L, 14-33	48,667	-	22	45	124	1	34-17-1	197	0	79	321	
O30	Iowa State KANSAS STATE*	W, 45-14	44,797	-	3	7	42	194	1	5-2-0	21	1	47	215
N6	Iowa State at Kansas*	W, 31-17	33,432	-	33	68	369	5	30-13-2	218	1	98	587	
N13	Iowa State NEBRASKA*	W, 37-28	50,781	-	14	28	107	1	46-18-7	179	0	74	286	
N20	Iowa State at Oklahoma State*	L, 21-42	43,967	-	22	65	331	2	18-5-2	90	1	83	421	
				-	7	20	44	250	1	36-14-1	269	1	80	519
				-	16	16	39	148	0	31-16-1	226	2	70	374
				-	25	64	361	5	18-10-1	128	0	82	489	
				-	31	73	347	6	26-12-1	156	0	99	503	
				-	15	43	172	2	27-9-3	135	0	70	307	
				-	21	58	254	2	16-9-2	138	1	74	392	
				-	15	53	141	1	24-11-2	151	1	77	292	
				-	19	70	324	3	11-3-1	47	0	81	368	
				-	9	14	38	77	2	27-12-1	199	2	65	276
				-	14	21	48	207	2	33-16-2	226	1	81	433
				-	16	17	54	285	5	9-6-0	83	1	63	368

Head Coach: Earle Bruce **Captains:** Dave Greenwood, Tony Hawkins, Wayne Stanley, Maynard Stensrud
Offense - SE Luther Blue, LT Al Grissing, LG Dave Greenwood, C Denny Engel, RG Rob Stoffel, RT Kevin Cunningham, TE Glover Rogers, FB Cal Cummins, TB Dexter Green, SB Ray Harder
Defense - LE Otis Rodgers, LT Dick Cuvelier, MG Mike Stensrud, RT Tom Randall, RE Lenzy Perine, LB Maynard Stensrud, LB Mark Benda, SCB Jerry Jaksich, MON Mark Williams, S Tony Hawkins, WCB Mike Clemons
Specialists - P Rick Blabolil, K Scott Kollman

BY QUARTERS		1	2	3	4	OT	Total	RUSHING							PASSING							PUNTING						
Player	G	Att	Gain	Loss	Net	Avg	TD	Lg	Gm	Player	G	Att	Gain	Loss	Net	Avg	TD	Lg	Gm	Player	No	Yds	Avg	Lg	TD	FC	120	Bk
Iowa State	84	122	85	78	-	369				D. Green	208	1094	20	1074	5.2	8	65			R. Blabolil	60	2567	42.8	61	-	-	-	-
Opponents	21	82	14	99	-	216				Hardean	100	675	92	583	5.8	6	55											
TEAM STATISTICS		Iowa State	Opponents																									
FIRST DOWNS		261	163																									
Rushing		150	87																									
Passing		89	60																									
Penalty		22	16																									
RUSHING YARDAGE		2970	2025																									
Yards Gained		3244	2367																									
Yards Lost		274	342																									
Rushing Attempts		636	499																									
Average Per Rush		4.7	4.1																									
Average Per Game		270.0	184.1																									
Rushing TD		27	21																									
PASSING YARDAGE		1470	1470																									
Attempts		253	256																									
Completions		121	108																									
Interceptions		12	22																									
Average Per Attempt		7.4	5.7																									
Average Per Comp		15.4	13.6																									
Average Per Game		169.6	133.6																									
Passing TD		20	7																									
TOTAL OFFENSE		4836	3495																									
Total Plays		889	755																									
Average Per Play		5.4	4.7																									
Average Per Game		439.6	317.7																									
KICKOFF RETURNS		24-512	67-1141																									
Average		21.3	17.0																									
PUNT RETURNS		26-156	34-302																									
Average		6.0	8.9																									
INTERCEPTION RETURNS		22-203	12-159																									
Average		9.2	13.3																									
FUMBLES-LOST		39-20	37-23																									
PENALTIES-YARDS		69-668	60-518																									
Average Per Game		60.7	8.6																									
PUNTS-YARDS		60-2567	75-2717																									
Average Per Punt		42.8	36.2																									
TIME OF POSSESSION		49	30																									
TOUCHDOWNS		27	21																									
Rushing		27	21																									
Passing		20	7																									
Return		1	0																									
PAT Kicks		42-46	22-24																									
2-point Attempts		0-3	2-4																									
Field Goals		11-17	3-9																									
Safeties		0	0																									
TOTAL POINTS		369	216																									
AVERAGE PER GAME		33.5	19.6																									
SCORING																												
Player		TD	FG	Kick	Rush	Pass	DXP	Saf	Pts																			
S. Kollman		0	11-17	42-46	0-0	-	-	-	75																			
D. Green		10	0-0	0-0	0-0	-	-	-	60																			
R. Hardee		6	0-0	0-0	0-0	-	-	-	36																			
L. Blue		6	0-0	0-0	0-0	-	-	-	36																			
Hardean		6	0-0	0-0	0-0	-	-	-	36																			
Stanley		5	0-0	0-0	0-0	-	-	-	30																			
Dixon		4	0-0	0-0	0-0	-	-	-	24																			
Cummins		3	0-0	0-0	0-0	-	-	-	18																			
Rogers		2	0-0	0-0	0-0	-	-	-	12																			
Curry		2	0-0	0-0	0-0	-	-	-	12																			
Cooper		2	0-0	0-0	0-0	-	-	-	12																			
Grove		2	0-0	0-0	0-0	-	-	-	12																			
Ma. Stensrud		1	0-0	0-0	0-0	-	-	-	6																			
Team		0	0-0	0-0	1-1	0-0	-	-	0																			
PUNT RETURNS																												
Player		No	Yds	Avg	TD	Lg																						
Hixon		15	118	7.9	-	40																						
J. Jaksich		3	13	4.3	-	11																						
D. Green		3	6	2.0	-	5																						
Chapper		2	10	5.0	-	10																						
Mi. Stensrud		1	7	7.1	-	7																						
Hardean		2	2	1.0	-	2																						
KICKOFF RETURNS																												
Player		No	Yds	Avg	TD	Lg																						
Blue		14	349	24.9	1	95																						
Hardee		4	115	23.3	0	37																						
Chapper		1	20	20.0	0	20																						
Cummins		1	14	29.0	0	14																						
Hixon		1	6	29.0	0	6																						
Dixon		1	4	29.0	0	4																						
Solomon		1	4	29.0	0	4																						
INTERCEPTIONS																												
Player		No	Yds	Avg	TD	Lg																						
Jaksich		3	51	17.0	0	46																						
Clemons		3	45	15.0	0	45																						
Boskey		3	40	13.3	0	24																						
Hart		3	6	2.0	0	6																						
M. Benda		2	19	9.5	0	11																						
Settle		2	0	0	0	0																						
Cuvelier		1	13	13.0	0	13																						
Ma. Stensrud		1	12	12.0	0	12																						
Schwartz		1	11	11.0	0	11																						
M. Williams		1	4	4.0	0	4																						
T. Randall		1	2	2.0	0	2																						
T. Hawkins		1	0	0	0	0																						
TOTAL OFFENSE LEADERS																												
Player		G	Plays	Rush	Pass	Tot	Avg																					
Stanley		225	249	1084	1333	-	-																					
Hardean		1	4	63	1270	-	-																					
Green		208	1074	0	1074	-	-																					
ALL PURPOSE LEADERS																												
Player		G	Rush	Rec	PR	KR	IR	Tot	Avg																			
Green		1074	240	6	0	0	0	1320	-																			
Blue		0	644	0	349	0	993	-	-																			
Hardean		583	5	2	0	0	590	-	-																			
DEFENSIVE LEADERS																												
Player		G	Solo	Asst	Total	TFL	Sack	FRFFBK																				
T. Boskey		68	39	107	6-13	-	3	1	-																			



1977 (8-4, 5-2 BIG EIGHT, T2ND)

Date	Team	Result	Att.	AP	Rushing			Passing			Total Off.		
					Att	Yds	TD	A-C-I	Yds	TD	Plays	Yds	
S10	Iowa State WICHITA STATE	W, 35-9	37,071	-	22	71	287	5	17-8-1	111	0	88	398
S17	Iowa State at Iowa	L, 10-12	57,988	-	8	43	41	0	14-4-2	55	0	57	96
S24	Iowa State at Bowling Green	W, 35-21	14,102	-	13	50	210	4	10-7-1	32	0	59	192
O1	Iowa State DAYTON	W, 17-13	40,850	-	15	48	97	1	21-10-1	153	1	69	250
O8	Iowa State MISSOURI*	W, 7-0	47,370	-	14	45	163	1	26-15-2	182	0	71	269
O15	Iowa State at Nebraska*	W, 24-21	74,788	-	21	74	294	3	16-11-1	138	0	61	301
O22	Iowa State at Oklahoma*	L, 16-35	72,217	16	16	58	205	1	13-7-0	87	0	63	166
O29	Iowa State KANSAS*	W, 41-3	47,811	-	27	63	292	6	14-8-0	89	0	88	383
N5	Iowa State COLORADO*	L, 7-12	49,200	19	13	37	96	1	19-10-0	129	0	60	307
N12	Iowa State at Kansas State*	W, 22-15	19,521	-	24	74	307	1	19-7-2	67	1	77	272
N19	Iowa State OKLAHOMA STATE*	W, 21-13	41,060	-	14	37	139	1	5-3-0	44	1	64	359
D31	Iowa State vs. North Carolina State^	L, 14-24	36,733	-	27	50	178	1	18-12-1	150	0	81	442
				-	14	49	140	0	20-8-0	49	0	69	189
				-	18	60	248	1	21-11-1	146	0	58	242
				-	24	74	307	1	9-6-0	96	0	69	344
				-	14	37	139	1	12-6-1	87	2	86	394
				-	19	56	312	2	23-10-1	123	1	60	262
				-	17	61	245	1	11-5-1	31	1	67	343
				-	27	50	178	1	5-3-0	44	1	66	289
				-	20	48	192	1	32-19-2	227	1	82	405
				-	20	48	192	1	26-14-0	249	2	71	441

^Peach Bowl at Atlanta, Ga. (Statistics not included in totals below)

Head Coach: Earle Bruce **Captains:** Tom Boskey, Devin Cunningham, Tom Randall, Mike Tryon

Offense - TE Guy Preston, LT Dick Cuveller, LG Al Grissinger, C Mark Boehm, RG Brian Neal, RT Kevin Cunningham,

SE Ray Hardee, QB Terry Rubley, TB Dexter Green, FB Cal Cummins, SB John Solomon

Defense - LE Rick White, LT Mike Stensrud, MG Greg Resink, RT Tom Randall, RE Craig Volkens, SLB Tom Boskey,

WLB Mark Settle, R Tom Perticone, SC Kevin Hart, WC Mike Clemons, S Mike Schwartz

Specialists - P Rick Blabolil, K Scott Kolman

BY QUARTERS	1	2	3	4	OT	Total	RUSHING							PASSING							PUNTING												
							Player	G	Att	Gain	Loss	Net	Avg	TD	Lg	Gm	Player	No	Yds	Avg	Lg	TD	FC	20	Blk	Player	No	Yds	Avg	Lg	TD	Lg	
Iowa State	57	79	52	47	-	235	Green	-	27	1318	78	1240	4.6	15	51	Quinn	-	126	522	4	518	4.1	2	31	Blabolil	71	2953	41.6	63	-	-	-	0
Opponents	39	40	20	55	-	154	Cummins	-	39	165	7	158	4.1	1	22	Kennedy	-	29	155	3	152	5.2	3	29	Curry	-	21	133	21	112	5.3	1	18
TEAM STATISTICS	Iowa State	Opponents	Cerrato							Quinn							Schwartz																
FIRST DOWNS	192	157	Quinn							Seabrooke							Schwartz																
Rushing	126	96	Solomon							Stevens							Hardee																
Passing	53	52	Hardee							Cooper							Blabolil																
Penalty	13	9	Blabolil							Rubley							Rubley																
RUSHING YARDAGE	2304	1806	Tryon							Hixon							TEAM																
Yards Gained	2699	2193	TEAM							PASSING							PUNTING																
Yards Lost	395	387	Player							G							Att																
Rushing Attempts	619	526	Rubley							Cmp							Int																
Average Per Rush	3.7	3.4	Quinn							Pct							Yds																
Average Per Game	209.5	161.2	Green							TD							Lg																
Rushing TD	25	15	Tryon							Gm							Gm																
PASSING YARDAGE	1102	1169	Cerrato							Hixon							Hixon																
Attempts	180	187	Hixon							TEAM							TEAM																
Completions	88	99	TEAM							TEAM							TEAM																
Interceptions	11	7	TEAM							TEAM							TEAM																
Average Per Attempt	6.3	6.3	TEAM							TEAM							TEAM																
Average Per Comp.	12.4	11.8	TEAM							TEAM							TEAM																
Average Per Game	110.8	106.3	TEAM							TEAM							TEAM																
Passing TD	5	5	TEAM							TEAM							TEAM																
TOTAL OFFENSE	3406	2975	TEAM							TEAM							TEAM																
Total Plays	799	723	TEAM							TEAM							TEAM																
Average Per Play	4.3	4.1	TEAM							TEAM							TEAM																
Average Per Game	309.6	270.5	TEAM							TEAM							TEAM																
KICKOFF RETURNS	32-647	36-481	TEAM							TEAM							TEAM																
Average	20.2	13.4	TEAM							TEAM							TEAM																
PUNT RETURNS	47-327	27-219	TEAM							TEAM							TEAM																
Average	7.0	8.1	TEAM							TEAM							TEAM																
INTERCEPTION RETURNS	7-62	11-71	TEAM							TEAM							TEAM																
Average	8.7	6.5	TEAM							TEAM							TEAM																
FUMBLES-LOST	27-13	29-15	TEAM							TEAM							TEAM																
PENALTIES-YARDS	54-468	64-613	TEAM							TEAM							TEAM																
Average Per Game	42.5	55.7	TEAM							TEAM							TEAM																
PUNTS-YARDS	71-2953	83-2999	TEAM							TEAM							TEAM																
Average Per Punt	41.6	36.1	TEAM							TEAM							TEAM																
TIME OF POSSESSION	-	-	TEAM							TEAM							TEAM																
TOUCHDOWNS	32	21	TEAM							TEAM							TEAM																
Rushing	25	15	TEAM							TEAM							TEAM																
Passing	5	5	TEAM							TEAM							TEAM																
Return	2	1	TEAM							TEAM							TEAM																
PAT Kicks	29-31	14-16	TEAM							TEAM							TEAM																
2-point Attempts	0-1	1-4	TEAM							TEAM							TEAM																
Field Goals	4-13	6-13	TEAM							TEAM							TEAM																
Safeties	1	0	TEAM							TEAM							TEAM																
TOTAL POINTS	235	154	TEAM							TEAM							TEAM																
AVERAGE PER GAME	21.4	14.0	TEAM							TEAM							TEAM																



1978 (8-4, 4-3 BIG EIGHT, T3RD)

Date	Team	Result	Att.	AP	Rushing				Passing			Total Off.			
					FD	Att	Yds	TD	A-C-I	Yds	TD	Plays	Yds		
S9	Iowa State at Rice	W, 23-19	17,500	20	21	61	232	3	10-5-0	82	0	71	314		
						15	44	102	1	27-15-2	149	2	71	251	
S16	Iowa State SAN DIEGO STATE	W, 14-13	46,450	19	12	45	224	1	6-1-1	11	1	51	235		
						30	53	228	0	43-24-0	268	1	96	496	
S23	Iowa State at Iowa	W, 31-0	60,075	20	18	48	162	1	16-10-0	178	3	64	340		
						7	45	113	0	11-4-0	27	0	56	140	
S30	Iowa State DRAKE	W, 35-7	48,750	17	23	63	238	2	17-14-0	158	3	80	396		
						15	45	116	1	17-9-2	99	0	62	215	
O7	Iowa State NEBRASKA*	L, 0-23	51,450	15	7	45	50	0	12-4-2	32	0	57	82		
						10	25	68	284	2	22-11-0	113	1	90	397
O14	Iowa State at Missouri*	L, 13-26	63,106	20	23	42	192	1	38-15-3	192	0	80	384		
						19	21	64	259	2	17-9-0	126	1	81	331
O21	Iowa State OKLAHOMA*	L, 6-34	49,400	-	14	51	145	0	19-6-1	107	1	70	252		
						1	19	70	466	4	7-3-0	44	0	77	510
O28	Iowa State at Kansas*	W, 13-7	38,710	-	21	73	304	2	9-3-0	25	0	82	329		
						14	41	135	1	21-11-1	72	0	62	267	
N4	Iowa State KANSAS STATE*	W, 24-0	47,450	-	21	62	269	2	17-12-0	170	1	79	439		
						10	42	97	0	17-8-0	65	0	59	162	
N11	Iowa State at Oklahoma State*	W, 28-15	40,300	-	17	68	252	4	6-3-1	42	0	74	294		
						14	46	115	2	20-8-0	92	0	66	207	
N18	Iowa State at Colorado*	W, 20-16	46,321	-	19	46	202	1	17-9-0	159	1	63	361		
						19	59	181	2	14-8-1	61	0	73	242	
D20	Iowa State vs. Texas A&M^	L, 12-28	41,150	19	20	46	220	1	29-9-0	115	1	75	335		
						18	58	322	3	10-5-0	44	1	68	366	

^Hall of Fame Bowl at Birmingham, Ala. (Statistics not included in totals below)

Head Coach: Earle Bruce **Captains:** Tom Boskey, Dexter Green

Offense - TE Guy Preston, LT Tim Stonerook, LG Tom Stonerook, C Ron Bockhaus, RG Brian Neal, RT Dick Cuvelier, SE Stan Hixon, QB Terry Rubley, TB Dexter Green, FB Jack Seabrooke, SB Ray Hardee

Defense - LE Steve Weidemann, LT Mike Stensrud, MG Kenny Neil, RT Greg Rensink, RE Rick White, SLB John Less, WLB Tom Boskey, R Tom Perticone, LC Mike Clemons, RC Jerry Washington, S Mike Schwartz

Specialists - P Rich Miller, K Steve Johnson

BY QUARTERS	1	2	3	4	OT	Total	RUSHING										PUNTING							
							Player	G	Att	Gain	Loss	Net	Avg.	TD	Lg	Gm	Player	No	Yds	Avg	Lg	FB	FC	20
Iowa State	1	2	3	4		207	Green	-	230	1035	44	991	4.3	9	39	Miller	66	2619	39.7	68	-	-	-	0
Opponents	37	48	20	55		160	Mack	-	70	301	4	297	4.2	3	16	Team	1	0	0	-	-	-	1	
TEAM STATISTICS							LOWA STATE										OPPONENTS							
FIRST DOWNS							196										190							
Rushing							122										115							
Passing							55										6							
Penalty							19										14							
RUSHING YARDAGE							2270										2096							
Yards Gained							2526										2480							
Yards Lost							256										384							
Rushing Attempts							604										577							
Average Per Rush							3.8										3.6							
Average Per Game							206.4										190.5							
Rushing TD							17										15							
PASSING YARDAGE							1156										1122							
Attempts							167										216							
Completions							82										110							
Interceptions							8										6							
Average Per Attempt							6.9										5.2							
Average Per Comp.							14.1										10.2							
Average Per Game							105.1										102.0							
Passing TD							10										5							
TOTAL OFFENSE							3426										3218							
Total Plays							771										793							
Average Per Play							4.4										4.1							
Average Per Game							314.5										292.5							
KICKOFF RETURNS							23-521										35-546							
Average							22.7										15.6							
PUNT RETURNS							34-204										21-71							
Average							6.0										3.4							
INTERCEPTION RETURNS							5-31										8-96							
Average							5.2										12.0							
FUMBLES-LOST							27-14										27-12							
PENALTIES-YARDS							48-453										68-643							
Average Per Game							41.2										9.5							
PUNTS-YARDS							67-2619										73-2723							
Average Per Punt							39.1										37.3							
TIME OF POSSESSION							28										20							
TOUCHDOWNS							17										15							
Rushing							10										5							
Passing							1										0							
Return							23-24										14-16							
PAT Kicks							0-2										0-1							
2-point Attempts							5-7										8-15							
Field Goals							0										0							
Safeties							207										160							
TOTAL POINTS							18.8										14.5							
Average Per Game																								
RECEIVING							Player										G							
Hixon							- 23										446							
Preston							- 23										268							
Hardee							- 13										252							
Green							- 10										54							
Smith							- 5										101							
Mack							- 3										22							
Kennedy							- 2										30							
Cerrato							- 1										15							
Meckstroth							- 1										14							
Gillis							- 1										4							
SCORING							Player										TD							
Green							11										0-0							
Johnson							0										5-6							
Hardee							4										0-0							
Mack							3										0-0							
Cerrato							3										0-0							
Preston							2										0-0							
Hixon							2										0-0							
Seabrooke							1										0-0							
Less							1										0-0							
Cerrato							1										0-0							
-----PAT-----							Player										Kick							
Green							0										0-0							
Johnson							0										5-6							
Hardee							0										0-0							
Mack							0										0-0							
Cerrato							0										0-0							
Preston							0										0-0							
Hixon							0										0-0							
Seabrooke							0										0-0							
Less							0										0-0							
Cerrato							0										0-0							
PUNT RETURNS							Player										No							
Schwartz							2										0							
Crowford							2										0							
Clemons							1										28							
Solus							1										3							
TOTAL OFFENSE LEADERS							Player										G							
Grant							- 230										237							
Green							- 235										991							
Mack							- 74										297							
ALL PURPOSE LEADERS							Player										G							
Green							- 991										54							
Hardee							- 0										252							
Mack							- 297										22							
DEFENSIVE LEADERS							Player										G							
C Boskey							- 50										81							
Less							- 65										38							
Weidemann							- 42										63							



1979 (3-8, 2-5 BIG EIGHT, T5TH)

Date	Team	Result	Att.	AP	Rushing				Passing			Total Off.		
					FD	Att	Yds	TD	A-C-I	Yds	TD	Plays	Yds	
S15	Iowa State	W, 38-10	47,300	-	26	67	428	5	10-3-1	42	0	77	470	
	BOWLING GREEN				-	19	38	102	1	35-16-3	148	0	73	250
S22	Iowa State at Texas	L, 9-17	73,652	4	15	57	268	2	17-5-1	38	0	62	152	
S29	Iowa State at Iowa	L, 14-30	60,100	-	11	38	106	1	15-4-1	56	0	53	162	
O6	Iowa State PACIFIC	L, 7-24	47,600	-	23	70	378	3	15-7-2	51	1	85	429	
O13	Iowa State at Kansas State*	W, 7-3	23,400	-	18	65	216	1	37-21-1	185	2	96	326	
O20	Iowa State KANSAS*	L, 7-24	48,100	-	13	36	54	0	20-7-0	89	0	84	305	
O27	Iowa State at Oklahoma*	L, 9-38	71,187	7	24	67	493	4	16-7-3	66	0	54	143	
N3	Iowa State COLORADO*	W, 24-10	47,100	-	24	67	325	3	33-13-0	118	1	69	172	
N10	Iowa State MISSOURI*	L, 9-18	46,800	-	17	55	217	2	12-7-1	116	1	67	333	
N17	Iowa State at Nebraska*	L, 3-34	76,049	3	30	69	311	2	19-10-2	83	0	68	279	
N24	Iowa State OKLAHOMA STATE*	L, 10-13	36,000	-	21	49	116	1	7-2-2	73	1	74	566	
				-	19	46	242	1	13-6-1	58	0	80	383	
				-	12	40	146	1	12-7-0	105	0	52	251	
				-	19	44	109	1	35-19-1	167	0	79	276	
				-	19	49	240	2	19-10-1	146	0	68	386	
				-	8	28	29	0	18-9-1	98	0	46	127	
				-	3	30	69	3	18-11-2	163	2	87	474	
				-	21	49	116	1	31-19-3	229	0	80	345	
				-	19	46	242	1	18-7-0	110	0	64	352	

Head Coach: Donnie Duncan **Captains:** Dick Cuvelier, Mike Schwartz

Offense - TE Al Moton, LT Tim Stonerook, LG Ted Clapper, C Ron Bockhaus, RG Dick Cuvelier, RT Karl Nelson, SE Jim Knuth, QB Terry Rubley, TB Dan Goodwin, FB Jack Seabrooke, FL Lamar Summers

Defense - LOLB Joel Jensen, LT Lloyd Studniarz, NG Kenny Neil, RT Shamus McDonough, ROLB Bill Herren, SLB Mike Leaders, WLB Lou Viceli, WCB Joe Brown, SS Jeff Stallworth, FS Mike Schwartz, SCB Larry Crawford

Specialists - P Rich Miller, K Alex Giffords, HO Rich Miller

BY QUARTERS	1	2	3	4	OT	Total	RUSHING										PASSING										PUNTING									
Player	G	Att	Gain	Loss	Net	Avg	TD	Lg	Gm	Player	G	Yds	Av	TD	Lg	Gm	Player	No	Yds	Avg	Lg	TB	FC	120	Bk											
Iowa State	17	29	45	46	-	137	J. Seabrooke	-	105	446	5	441	4.2	2	30	3	R. Rubley	72	2548	35.4	73	-	-	-	-											
Opponents	35	82	51	53	-	221	D. Goodwin	-	91	329	13	316	3.5	2	18	1	J. Brown	17	78	4.6	-	-	-	-	-											
TEAM STATISTICS							RECEIVING										INTERCEPTIONS																			
FIRST DOWNS							Player										Player																			
Rushing	177	207	T. Rubley - 51 181 134 47 0.9 1 23										M. Schwartz 4 12 2.0 0 11																							
Passing	101	136	R. Osborne - 16 41 5 36 2.2 0 6										J. Stallworth 3 28 4.0 0 25																							
Penalty	55	55	T. Roach - 6 43 2 41 6.8 1 21										L. Crawford 3 28 34.0 0 13																							
RUSHING YARDAGE							Player										Player																			
Yards Gained	1784	2615	G. Smith - 4 16 0 16 4.0 0 5										J. Brown 3 19 15.0 0 10																							
Yards Lost	2096	2896	L. Summers - 4 7 3 4 1.0 0 6										J. Less 1 26 2.0 1 26																							
Rushing Attempts	526	588	R. Miller - 2 0 22 -22 -11 0 -10										B. Johnson 1 17 2.0 0 17																							
Average Per Rush	3.4	4.4											M. Leaders 1 9 2.0 0 9																							
Average Per Game	162.2	237.7																																		
Rushing TD	14	17																																		
PASSING YARDAGE							Player										Player																			
Attempts	1040	1173	T. Rubley - 132-71-9 538 716 1 38 -										T. Rubley 4 12 2.0 0 11																							
Completions	229	199	W. Grant - 77-23-3 299 268 0 43 -										J. Stallworth 3 28 4.0 0 25																							
Interceptions	99	97	J. Quinn - 18-4-1 222 53 0 42 -										J. Brown 3 19 15.0 0 10																							
Average Per Attempt	13	16	R. Osborne - 2-1-0 500 3 0 3 -										J. Less 1 26 2.0 1 26																							
Average Per Comp.	4.5	5.9											B. Johnson 1 17 2.0 0 17																							
Average Per Game	10.5	12.1											M. Leaders 1 9 2.0 0 9																							
Passing TD	7	7																																		
TOTAL OFFENSE							Player										Player																			
Total Plays	2824	3788	M. Leafblad - 18 168 9.3 0 21 -										T. Rubley 4 12 2.0 0 11																							
Average Per Play	755	787	J. Knuth - 15 212 14.1 0 38 -										J. Stallworth 3 28 4.0 0 25																							
Average Per Game	3.7	4.8	G. Smith - 14 213 15.2 0 43 -										J. Seabrooke - 105 441 0 441 -																							
KICKOFF RETURNS							Player										Player																			
Average	31-440	29-442	D. Goodwin - 11 87 7.9 0 20 -										W. Grant - 132 164 268 432 -																							
PUNT RETURNS	14.2	15.2	M. Payne - 10 59 5.9 1 10 -																																	
Average	17-78	18-64	J. Seabrooke - 9 52 5.8 0 11 -																																	
INTERCEPTION RETURNS	4.6	3.6	L. Summers - 7 74 10.6 0 28 -																																	
Average	16-139	13-74	J. Lorenzen - 6 95 15.8 0 27 -																																	
FUMBLES-LOST	8.7	5.7	T. Buck - 3 37 12.3 0 15 -																																	
PENALTIES-YARDS	29-15	39-11	D. Andrews - 2 30 15.0 0 19 -																																	
Average Per Game	59-569	77-700	V. Mack - 2 4 2.0 0 5 -																																	
PUNTS-YARDS	51.7	63.6	T. Roach - 1 8 8.0 0 8 -																																	
Average Per Punt	72-2548	55-2144	J. Lingren - 1 1 1.0 0 1 -																																	
TIME OF POSSESSION	35.4	39.0																																		
TOUCHDOWNS							Player										Player																			
Rushing	16	24	A. Giffords 0 9-13 14-16 0-0 0-0 0 0 41										M. Leaders - 64 59 123 15-62 - 2 2																							
Passing	14	17	R. Gillis 3 0-0 0-0 0-0 0-0 0 0 18										K. Neil - 45 49 94 7-12 - 0 1																							
Return	1	0	M. Payne 3 0-0 0-0 0-0 0-0 0 0 18										M. Schwartz - 49 39 88 1-1 - 4 1																							
PAT Kicks	14-16	19-22	J. Seabrooke 2 0-0 0-0 0-0 0-0 0 0 12										L. Viceli - 40 44 84 5-10 - 1 0																							
2-point Attempts	0-0	1-2	D. Goodwin 2 0-0 0-0 0-0 0-0 0 0 12																																	
Field Goals	9-13	18-22	W. Grant 1 0-0 0-0 0-0 0-0 0 0 6																																	
Safeties	0	0	J. Less 1 0-0 0-0 0-0 0-0 0 0 6																																	
TOTAL POINTS	137	221	V. Mack 1 0-0 0-0 0-0 0-0 0 0 6																																	
AVERAGE PER GAME	12.5	20.1	J. Quinn 1 0-0 0-0 0-0 0-0 0 0 6																																	
			T. Roach 1 0-0 0-0 0-0 0-0 0 0 6																																	
			T. Rubley 1 0-0 0-0 0-0 0-0 0 0 6																																	



1980 (6-5, 2-5 BIG EIGHT, 6TH)

Date	Team	Result	Att.	AP	FD	Rushing			Passing			Total Off. Plays	Yds
						Att	Yds	TD	A-C-I	Yds	TD		
S13	Iowa State	W, 42-7	47,331	-	29	75	348	5	22-10-1	96	1	97	444
	LOUISIANA-MONROE			-	9	18	3	1	36-13-1	149	0	54	152
S20	Iowa State	W, 27-6	47,806	-	21	64	293	2	28-12-0	134	0	92	427
	SAN JOSE STATE			-	17	20	75	0	55-16-3	167	0	75	242
S27	Iowa State at Iowa	W, 10-7	60,145	-	14	49	102	0	24-8-1	109	1	73	211
	COLORADO STATE			-	13	49	188	1	21-5-3	52	1	70	240
O4	Iowa State	W, 69-0	49,368	-	22	69	449	8	9-7-0	169	1	78	618
	KANSAS STATE*			-	6	36	18	0	22-6-0	78	0	58	96
O11	Iowa State	W, 31-7	50,163	-	22	65	409	3	9-4-1	44	1	74	453
	KANSAS STATE*			-	13	44	178	0	19-7-3	85	1	63	263
O18	Iowa State at Kansas*	L, 17-28 ^A	30,000	19	16	50	213	2	19-6-2	86	0	69	299
	OKLAHOMA*			-	21	60	220	3	14-9-0	117	1	74	337
O25	Iowa State	L, 7-42	52,974	-	15	60	252	1	11-3-2	19	0	71	271
	OKLAHOMA*			17	19	56	388	6	2-0-0	0	0	58	388
N1	Iowa State at Colorado*	L, 9-17	41,567	-	16	37	96	1	26-13-0	189	0	63	285
	MISSOURI*			-	21	73	307	2	6-2-1	16	0	79	323
N8	Iowa State at Missouri*	L, 10-14	67,533	-	16	53	230	0	14-6-1	52	0	47	282
	MISSOURI*			-	21	46	197	2	28-14-0	143	0	74	340
N15	Iowa State	L, 0-35	52,942	-	12	48	89	0	8-3-1	41	0	56	130
	NEBRASKA*			4	21	68	334	3	10-3-0	34	1	78	368
N22	Iowa State	W, 23-21	37,500	-	8	51	129	3	8-5-0	26	0	59	155
	OKLAHOMA STATE*			-	17	49	104	2	29-11-0	165	1	78	269

*Kansas later forfeited the game

Head Coach: Donnie Duncan **Captains:** Larry Crawford, Cal Jacobs, Kenny Neil, Jack Sealbrooke, Tom Stonerook
Offense - SE Jerry Lorenzen, LT Tim Stonerock, LG Ted Clapper, C Jim Meyer, RG Brian Neal, RT Karl Nelson, TE Dan Johnson, QB John Quinn, FB Jack Sealbrooke, TB Dwayne Crutchfield, FL Vinny Cerrato

Defense - LE Kenny Neil, LT Shamus McDonough, RT Cal Jacobs, RE James Ransom, SLB John Less, MLB Mark Carlson,

MLB Joel Jensen, SS John Arnaud, FS Ronnie Osborne, RC Joe Brown, LC Larry Crawford

Specialists - P Rich Miller, K Alex Giffords, HO Rich Miller, DS Chuck Meyers, PR Joe Brown, KR Mike Payne

BY QUARTERS	1	2	3	4	OT	Total
Iowa State	52	94	48	51	-	245
Opponents	44	39	45	56	-	184
TEAM STATISTICS	Iowa State		Opponents			
FIRST DOWNS	191		178			
Rushing	138		117			
Passing	42		47			
Penalty	11		14			
RUSHING YARDAGE	2610		2012			
Yards Gained	3013		2324			
Yards Lost	403		312			
Rushing Attempts	622		519			
Average Per Rush	4.2		3.9			
Average Per Game	237.3		183.0			
Rushing TD	24		19			
PASSING YARDAGE	965		1006			
Attempts	178		242			
Completions	77		86			
Interceptions	9		11			
Average Per Attempt	5.4		4.2			
Average Per Comp.	12.5		11.7			
Average Per Game	87.7		91.5			
Passing TD	4		6			
TOTAL OFFENSE	3575		3018			
Total Plays	799		771			
Average Per Play	4.5		3.9			
Average Per Game	325.0		274.4			
KICKOFF RETURNS	20-265		35-542			
Average	13.3		15.5			
PUNT RETURNS	40-25		27-134			
Average	6.2		5.0			
INTERCEPTION RETURNS	11-142		6-30			
Average	12.9		5.0			
FUMBLES-LOST	42-19		33-19			
PENALTIES-YARDS	61-575		53-422			
Average Per Game	52.3		38.4			
PUNTS-YARDS	66-2488		70-2921			
Average Per Punt	37.7		41.7			
TIME OF POSSESSION	31:47		28:13			
TOUCHDOWNS	31		25			
Rushing	24		19			
Passing	4		6			
Return	4		0			
PAT Kicks	29-30		23-24			
2-point Attempts	0-1		1-1			
Field Goals	10-15		3-14			
Safeties	0		0			
TOTAL POINTS	184		245			
AVERAGE PER GAME	16.7		22.3			

RUSHING	Player	G	Att	Gain	Loss	Net	Avg	TD	Lg
	Crutchfield	-	284	1354	42	1312	4.6	11	50
	Gillis	-	71	386	8	378	5.3	2	25
	Quinn	-	100	507	235	272	2.7	1	15
	Seabrooke	-	49	230	1	229	4.7	3	49
	Roach	-	35	214	3	211	6.0	1	80
	Payne	-	35	140	18	122	3.5	1	17
	Wade	-	19	128	17	111	5.8	1	23
	Mack	-	4	12	0	12	3.0	0	4
	Stephenson	-	2	8	0	8	4.0	0	5
	Cerrato	-	1	7	0	7	7.0	0	7
	Ingram	-	1	2	0	2	2.0	0	2
	Copeland	-	0	1	0	1	-	1	1
	Williams	-	1	0	0	0	0.0	0	0
	Lorenzen	-	6	11	17	-6	-	2	4
	Worsham	-	14	13	62	-49	-	1	7
PASSING	Player	G	Att	Comp	Int	Pct	Yds	TD	Lg
	Quinn	-	153	69	6	45.1	835	4	76
	Worsham	-	22	8	3	36.4	130	0	30
	Stephenson	-	1	0	0	.000	0	0	0
	Gillis	-	2	0	0	.000	0	0	0
RECEIVING	Player	G	Rec	Yds	Avg	TD	Lg		
	Lorenzen	-	15	203	13.5	0	25		
	Gillis	-	12	103	12.3	0	34		
	Cerrato	-	10	144	14.4	1	42		
	Knuth	-	9	117	13.0	1	19		
	Crutchfield	-	8	87	10.9	0	15		
	Roach	-	7	54	7.7	0	17		
	Johnson	-	4	116	29.0	2	76		
	Nissen	-	4	33	8.3	0	10		
	Walker	-	3	41	13.7	0	15		
	Copeland	-	2	44	22.0	0	30		
	Blaney	-	1	13	13.0	0	13		
	Seabrooke	-	1	5	5.0	0	5		
	Wade	-	1	5	5.0	0	5		
SCORING	Player	TD	FG	Kick	Rush	Pass	DXP	Saf	Pts
	Crutchfield	11	0-0	0-0	0-0	0-0	0	0	66
	Giffords	0	10-15	29-30	0-0	0-0	0	0	59
	Seabrooke	3	0-0	0-0	0-0	0-0	0	0	18
	Gillis	2	0-0	0-0	0-0	0-0	0	0	12
	Lorenzen	2	0-0	0-0	0-0	0-0	0	0	12
	Carlson	1	0-0	0-0	0-0	0-0	0	0	12
	Cerrato	1	0-0	0-0	0-0	0-0	0	0	6
	Copeland	1	0-0	0-0	0-0	0-0	0	0	6
	Jacobs	1	0-0	0-0	0-0	0-0	0	0	6
	Knuth	1	0-0	0-0	0-0	0-0	0	0	6
	Payne	1	0-0	0-0	0-0	0-0	0	0	6
	Quinn	1	0-0	0-0	0-0	0-0	0	0	6
	Roach	1	0-0	0-0	0-0	0-0	0	0	6
	Stallworth	1	0-0	0-0	0-0	0-0	0	0	6
	Wade	1	0-0	0-0	0-0	0-0	0	0	6
	Worsham	1	0-0	0-0	0-0	0-0	0	0	6

FIELD GOALS

Player	18-29	30-39	40-49	50+	Total	Lg	Bk
Giffords	2-3	2-5	5-6	1-1	10-15	52	0

PUNTING

Player	No	Yds	Avg	Lg	TB	FC	I20	Bk
Miller	59	2224	37.7	68	-	-	-	0

PUNT RETURNS

Player	No	Yds	Avg	TD	Lg
Crawford	16	113	7.1	0	21
Brown	14	65	4.6	0	19
Wade	10	72	7.2	0	26

KICKOFF RETURNS

Player	No	Yds	Avg	TD	Lg
Payne	9	177	19.7	0	31
Wade	4	70	17.5	0	24
Gillis	1	16	16.0	0	16
Roach	1	2	2.0	0	2
Lorenzen	1	0	0.0	0	0

INTERCEPTIONS

Player	No	Yds	Avg	TD	Lg
Crawford	4	53	13.3	0	49
Jessen	1	27	27.0	0	27
M. Carlson	1	25	25.0	1	25
Osborne	1	21	21.0	0	21
T. Carlson	1	16	16.0	0	16
Arnaud	1	0	0.0	0	0
Brown	1	0	0.0	0	0
Stallworth	1	0	0.0	0	0

TOTAL OFFENSE LEADERS

Player	G	Plays	Rush	Pass	Tot	Avg
Crutchfield	-	284	1312	0	1312	119.3
Quinn	-	253	272	835	1207	100.6

ALL PURPOSE LEADERS

Player	G	Rush	Rec	PR	KR	IR	Tot	Avg
Crutchfield	-	1312						

1981 (5-5-1, 2-4-1 BIG EIGHT, 6TH)

Date	Team	Result	Att.	AP	FD	Rushing			Passing			Total Off.	
						Att	Yds	TD	A-C-I	Yds	TD	Plays	Yds
S12	Iowa State	W, 17-13	49,854	-	14	50	212	2	17-11-0	96	0	67	308
	WEST TEXAS A&M			-	17	46	174	1	23-2-0	89	0	69	263
S19	Iowa State	W, 23-12	53,922	-	17	60	212	2	8-6-0	106	0	68	318
	IOWA			-	14	28	79	2	27-13-1	190	0	55	269
S26	Iowa State	W, 28-19	50,594	-	18	57	252	4	16-7-1	131	0	73	383
	KENT STATE			-	13	44	107	1	32-8-0	137	1	76	244
O3	Iowa State at Oklahoma*	T, 7-7	74,807	20	20	56	204	1	20-10-2	119	0	76	323
				5	20	53	314	1	12-2-2	20	0	65	334
O10	Iowa State at San Diego State	L, 31-52	45,750	12	29	53	266	3	46-25-1	291	1	99	557
				-	24	26	117	3	47-33-0	452	4	73	569
O17	Iowa State MISSOURI*	W, 34-13	53,220	-	22	50	153	3	32-20-1	226	1	82	379
				8	18	44	129	2	31-12-3	141	0	75	270
O24	Iowa State COLORADO*	W, 17-10	50,103	14	14	59	209	2	8-1-2	21	0	67	230
				-	10	47	149	1	16-12-0	39	0	63	188
O31	Iowa State at Kansas State*	L, 7-10	26,650	11	15	32	170	1	22-13-1	124	0	54	294
				-	18	67	257	1	9-5-1	56	0	76	313
N7	Iowa State KANSAS*	L, 11-24	49,720	-	15	27	67	0	28-15-2	233	1	55	300
				-	21	65	293	2	18-12-1	132	1	83	425
N14	Iowa State at Nebraska*	L, 7-31	76,258	-	13	43	161	1	25-17-2	85	0	68	246
				7	15	51	205	2	17-2-1	67	1	68	272
N21	Iowa State OKLAHOMA STATE*	L, 7-27	46,387	-	12	29	(-7)	1	38-17-3	161	0	67	154
				-	21	49	225	1	27-16-0	188	2	76	413

Head Coach: Donnie Duncan **Captains:** Marcus Butts, John Quinn

Offense - TE Dan Johnson, LT Brian Neal, LG Bruce Reimers, C Chuck Meyers, RG Ted Clapper, RT Karl Nelson, SE Frankie Leaks, QB John Quinn, FL Rocky Gillis, FB Jerry Lorenz, TB Dwayne Crutchfield

Defense - LE James Ransom, LB Shamus McDonough, RT Marc Butts, RE Rodney Hutchins, SLB George Jessen, MLB Chris Washington, WLB Doug Fischer, WC Joe Brown, SS John Arnaud, FS Ronnie Osborne, SC Darren Longshore

Specialists - P Rich Miller, K Alex Giffords, DS Chuck Meyers, PR/KR Michael Wade

BY QUARTERS	1	2	3	4	OT	Total	RUSHING							FIELD GOALS																																																			
Iowa State	58	51	38	42	-	189	Player	G	Att	Gain	Loss	Net	Avg.	TD	Lg	Gm	Player	18-29	30-39	40-49	50+	Total	Lg	Bk																																									
Opponents	24	63	51	80	-	218	Crutchfield	-	307	1220	31	1189	3.9	17	40108	Lorenz	-	54	307	9	298	5.5	0	27	27	Giffords	3-5	3-6	3-6	0-2	9-19	48	-																																
TEAM STATISTICS							Iowa State	189	192	1896	2050	1896	2050	1896	2050	1896	2050	PUNTING																																															
FIRST DOWNS							Rushing	105	107	Davis	-	35	142	13	129	3.7	1	18	14.3	Player	No	Yds	Avg.	Lg	TD	FC	120	Bk																																					
RUSHING YARDAGE							Passing	70	69	Roach	-	16	64	1	63	3.9	0	14	3.0	Miller	59	2224	37.7	68	-	-	-	0																																					
Yards Gained							Penalty	14	71	Wade	-	5	35	5	30	6.0	0	14	3.0	PUNT RETURNS																																													
Yards Lost							Average Per Rush	3.7	3.9	Greene	-	6	16	0	16	2.7	0	6	2.7	Player	No	Yds	Avg.	TD	Lg																																								
Rushing Attempts							Average Per Game	172.4	186.4	English	-	6	13	30	-17	0.0	0	6	0.0	Wade	17	171	10.0	0	27																																								
Rushing TD							Attempts	20	17	Perry	-	1	2	0	2	2.0	0	2	0.7	Brown	1	0	0	0	0																																								
Passing YARDAGE							Completions	1597	1561	PASSING							KICKOFF RETURNS																																																
Attempts							Interceptions	261	259	Player	G	Att	Cmp	Int	Pct.	Yds	TD	Lg	Gm	Player	No	Yds	Avg.	TD	Lg																																								
Completions							Average Per Attempt	143	127	Quinn	-	251	140	14	558	1576	3	57	143.3	Wade	19	369	19.4	0	56																																								
Interceptions							Average Per Comp.	15	9	English	-	8	30	375	21	0	10	5.3	McCue	2	28	14.0	0	16																																									
Total Offense							Average Per Game	3493	3611	Cerrato	-	1	0-1	.000	0	0	0.0	Roach	1	18	18.0	0	18																																										
Total Plays							Passing TD	3	9	Crutchfield	-	1	0-0	.000	0	0	0.0	INTERCEPTIONS																																															
Average Per Play							Total Offense	778	781	Player	G	Rec	Yds	Avg.	TD	Lg	Gm	Player	No	Yds	Avg.	TD	Lg																																										
Average Per Game							Touchdowns	23	27	Johnson	-	27	343	12.7	0	57	-	Brown	4	31	7.8	0	16																																										
KICKOFF RETURNS							Touchdowns	22-415	25-525	Crutchfield	-	24	154	6.4	0	25	-	Longshore	2	12	6.0	0	33																																										
Average							Touchdowns	18-171	21-192	Davis	-	13	114	8.8	0	33	-	Arnaud	1	0	0.0	0	0																																										
Average							Touchdowns	9-5	9-0	Lorenzen	-	13	103	7.9	0	26	-	Osborne	1	14	14.0	0	14																																										
INTERCEPTION RETURNS							Touchdowns	9-61	15-172	Gillis	-	12	189	15.8	1	41	-	McDonough	1	4	4.0	0	4																																										
Average							Touchdowns	14-8	33-23	Geise	-	9	67	7.4	0	35	-	TOTAL OFFENSE LEADERS																																															
FUMBLES-LOST							Touchdowns	60-592	71-609	Summers	-	4	53	13.3	0	17	-	Player	G	Plays	Rush	Pass	Tot	Avg.																																									
PENALTIES-YARDS							Touchdowns	60-592	71-609	Hobson	-	3	68	22.7	1	27	-	Quinn	-	331	82	1576	1658	150.7																																									
Average Per Game							Touchdowns	53.2	55.4	Perry	-	1	3	3.0	0	3	-	Crutchfield	-	308	1189	0	1189	108.1																																									
PUNTS-YARDS							Touchdowns	61-2239	58-2393	SCORING							ALL PURPOSE LEADERS																																																
Average Per Punt							Touchdowns	36.7	41.3	Player	TD	FG	Kick	Rush	Pass	DXP	Saf	Pts	Player	G	Rush	Rec	PR	KR	IR	Tot	Avg.																																						
TIME OF POSSESSION							Touchdowns	31-110	28-50	Crutchfield	17	0-0	0-0	1-1	0	0	10	104	Crutchfield	-	1189	154	0	0	0	1343	-																																						
TOUCHDOWNS							Touchdowns	23	27	Giffords	0	9-20	18-19	0-0	0-0	0	0	45	Wade	-	30	343	171	369	0	913	-																																						
Rushing							Touchdowns	20	17	Quinn	2	0-0	0-0	1-2	0-0	0	14	Lorenzen	-	298	103	0	0	0	401	-																																							
Passing							Touchdowns	12	9	Davis	1	0-0	0-0	0-0	0-0	0	6	DEFENSIVE LEADERS																																															
Return							Touchdowns	3	1	Hobson	1	0-0	0-0	0-0	0-0	0	6	Player	G	Solo	Ast	Total	TFL	Sack	FR	FF	Bk																																						
PAT Kicks							Touchdowns	18-19	21-22	Cerrato	1	0-0	0-0	0-0	0-0	0	6	Washington	-	110	58	168	5-13	-	0	3	0																																						
2-point Attempts							Touchdowns	3-4	3-5	Gillis	1	0-0	0-0	0-0	0-0	0	6	McDonough	-	55	42	97	3-14	-	1	1	0																																						
Field Goals							Touchdowns	9-20	9-14	Johnson	0	0-0	0-0	0-0	1-1	0	2	Fischer	-	51	44	95	4-26	-	3	0	1																																						
Safeties							Touchdowns	0	1	TOTAL POINTS							Jessen																																																
AVERAGE PER GAME							Touchdowns	17.2	19.8	189							55							35							90							6-28							-3							0							1						



1982 (4-6-1, 1-5-1 BIG EIGHT, T6TH)

Date	Team	Result	Att.	AP	FD	Rushing			Passing			Total Off.	
						Att	Yds	TD	A-C-I	Yds	TD	Plays	Yds
S11	Iowa State at Tennessee	L, 21-23	90,201	-	20	50	265	2	21-9-1	132	1	71	397
S18	Iowa State at Iowa	W, 19-7	59,605	-	19	60	185	0	17-9-2	121	1	77	306
S25	Iowa State DRAKE	W, 35-10	51,866	-	25	55	288	4	15-11-4	147	1	42	435
O2	Iowa State OKLAHOMA*	L, 3-13	52,770	-	11	42	103	0	17-7-1	67	0	59	170
O9	Iowa State KENT STATE	W, 44-7	49,930	-	31	77	389	4	24-11-2	155	0	101	544
O16	Iowa State at Missouri*	T, 17-17	66,133	-	14	46	97	1	37-18-0	135	1	83	232
O23	Iowa State at Colorado*	W, 31-14	40,581	-	32	69	322	2	24-16-0	249	2	93	571
O30	Iowa State KANSAS STATE*	L, 3-9	52,078	-	13	42	60	0	30-13-3	145	0	44	221
N6	Iowa State at Kansas*	L, 17-24	26,796	-	22	61	295	2	25-13-2	189	0	67	249
N13	Iowa State NEBRASKA*	L, 10-48	52,887	-	24	41	164	2	17-7-1	60	0	78	355
N20	Iowa State at Oklahoma State*	L, 13-49	40,700	-	22	70	377	5	31-13-1	241	1	72	405

Head Coach: Donnie Duncan **Captains:** John Arnaud, George Jessen Karl Nelson, Ron Osborne, James Ransom

Offense - SE Michael Wade, LT Benn Musgrave, LG Bruce Reimers, C Jim Meyer, RG Ted Clapper, RT Karl Nelson, TE Doran Geise, QB David Archer, FL Frankie Leaks, FB Jerry Lorenzen, TB Tommy Davis

Defense - LE James Ransom, LT Samus McDonough, RT Chris Boskey, RE Lester Williams, SLB George Jessen, MLB Chris Washington, WLB Mark Carlson, SC John Arnaud, SS George Walker, FS Ronnie Osborne, WC Alvin Baker

Specialists - P Kelly Goodburn, PK Alex Giffords

BY QUARTERS	1	2	3	4	OT	Total
Iowa State	45	61	44	63	-	213
Opponents	52	68	45	56	-	221
TEAM STATISTICS	Iowa State		Opponents			
FIRST DOWNS	224		166			
Rushing	125		92			
Passing	35		58			
Penalty	14		16			
RUSHING YARDAGE	2222		1770			
Yards Gained	2687		2066			
Yards Lost	415		296			
Rushing Attempts	583		480			
Average Per Rush	3.8		3.7			
Average Per Game	142.2		128.8			
Rushing TD	18		17			
PASSING YARDAGE	1564		1417			
Attempts	257		233			
Completions	132		111			
Interceptions	15		13			
Average Per Attempt	6.1		6.1			
Average Per Comp.	11.2		12.8			
Average Per Game	142.2		128.8			
Passing TD	6		8			
TOTAL OFFENSE	3786		3187			
Total Plays	840		713			
Average Per Play	4.5		4.5			
Average Per Game	344.2		289.7			
KICKOFF RETURNS	21-429		30-522			
Average	20.4		17.4			
PUNT RETURNS	22-138		33-307			
Average	6.3		9.3			
INTERCEPTION RETURNS	13-135		15-82			
Average	10.4		5.5			
FUMBLES-LOST	25-16		26-16			
PENALTIES-YARDS	58-521		52-489			
Average Per Game	47.4		44.5			
PUNTS-YARDS	65-2610		68-2833			
Average Per Punt	40.2		41.7			
TIME OF POSSESSION	31:16		28:44			
TOUCHDOWNS	24		27			
Rushing	17		17			
Passing	6		8			
Return	1		2			
PAT Kicks	24-24		26-27			
2-point Attempts	0-0		0-0			
Field Goals	15-20		11-16			
Safeties	0		0			
TOTAL POINTS	213		221			
AVERAGE PER GAME	19.4		20.1			

RUSHING										
Player	G	Att	Gain	Loss	Net	Avg.	TD	Lg	Gr	Gm
Davis	-	193	866	34	832	4.3	3	75	75.7	
Brown	-	114	637	15	622	5.5	8	41	56.5	
Jacobs	-	99	487	4	483	4.9	1	34	44.3	
Greene	-	43	173	4	169	3.9	2	23	16.9	
Lorenzen	-	30	87	5	82	2.7	0	8	8.1	
Archer	-	90	316	309	7	0.1	2	23	0.6	
Watson	-	3	34	0	34	11.3	1	25	17.0	
Green	-	4	16	0	16	4.0	1	6	4.0	
Wade	-	5	17	21	-4	-1.3	0	10	-	
English	-	2	4	9	-5	-2.5	0	4	-	
PASSING										
Player	G	Att	Comp	Int	Pct.	Yds	TD	Lg	Gm	
Archer	-	244	125	13	51.2	1465	5	46	133.2	
English	-	13	7	2	53.8	99	1	20	16.5	
RECEIVING										
Player	G	Rec	Yds	Avg.	TD	Lg				
Leaks	-	25	427	17.1	2	46				
Wade	-	13	223	17.2	1	33				
Geise	-	17	221	13.0	0	25				
Gillis	-	8	150	18.8	2	41				
Jacobs	-	20	123	6.2	1	17				
Henderson	-	5	26	11.2	0	18				
Blaney	-	4	47	11.8	0	13				
Turner	-	2	35	17.5	0	20				
Knuth	-	3	31	10.3	0	11				
Lorenzen	-	6	39	6.5	0	11				
Brown	-	9	77	8.6	0	16				
Wodka	-	3	24	8.0	0	14				
Davis	-	14	80	5.7	0	13				
Archer	-	1	16	16.0	0	16				
Greene	-	1	8	8.0	0	8				
Hobson	-	1	7	7.0	0	7				
SCORING										
Player	TD	FG	Kick	Rush	Pass	DXP	Saf	Pts		
Giffords	0	15-20	24-24	0-0	0-0	0	0	69		
Brown	8	0-0	0-0	0-0	0-0	0	0	48		
Davis	3	0-0	0-0	0-0	0-0	0	0	18		
Gillis	2	0-0	0-0	0-0	0-0	0	0	12		
Jacobs	2	0-0	0-0	0-0	0-0	0	0	12		
Leaks	2	0-0	0-0	0-0	0-0	0	0	12		
Green	2	0-0	0-0	0-0	0-0	0	0	12		
Archer	2	0-0	0-0	0-0	0-0	0	0	12		
Wade	1	0-0	0-0	0-0	0-0	0	0	6		
Watson	1	0-0	0-0	0-0	0-0	0	0	6		
Williams	1	0-0	0-0	0-0	0-0	0	0	6		

FIELD GOALS										
Player	G	Att	30-39	40-49	50+	Total	Lg	Blk		
Giffords	7-7	5-6	2-4	1-3	15-20	0				
PUNTING										
Player	No	Yds	Avg.	Lg	TB	FC	120	Blk		
Myers	32	1365	42.7	80	-	-	-	1		
Goodburn	31	1237	39.9	52	-	-	-	-		
English	1	8	8.0	8	-	-	-	-		
PUNT RETURNS										
Player	No	Yds	Avg.	TD	Lg					
Wade	11	74	6.7	0	24					
McCue	10	82	8.2	0	10					
Leaks	1	-18	-	0	-18					
KICKOFF RETURNS										
Player	No	Yds	Avg.	TD	Lg					
Lorenzen	13	263	20.2	0	29					
Wade	3	83	27.7	0	41					
Green	4	76	19.0	0	29					
Henderson	1	4	4.0	0	4					
INTERCEPTIONS										
Player	No	Yds	Avg.	TD	Lg					
Osborne	4	35	8.8	0	35					
Longshore	2	54	27.0	0	37					
Baker	2	4	2.0	0	4					
Jessen	1	31	31.0	0	31					
Carlson	1	6	6.0	0	6					
Walker	1	4	4.0	0	4					
Washington	1	1	1.0	0	1					
McDonough	1	0	0.0	0	0					
TOTAL OFFENSE LEADERS										
Player	G	Plays	Rush	Pass	Tot	Avg.				
Archer	-	334	7	1465	1472	134				
Davis	-	193	866	0	866	-				
ALL PURPOSE LEADERS										
Player	G	Rush	Rec	PR	KR	IR	Tot	Avg.		
Davis	-	832	0	0	0	0	832	-		
Brown	-	622	0	0	0	0	622	-		
Jacobs	-	483	0	0	0	0	483	-		
DEFENSIVE LEADERS										
Player	G	Solo	Asst	Total	TFL	Sack	FR	FF	Blk	
Washington	-	98	49	147	3-8	-	0	0	0	
McDonough	-	57	49	106	5-16	-	2	0	0	
Carlson	-	64	39	103	6-27	-	1	2	1	



1983 (4-7, 3-4 BIG EIGHT, T4TH)

Date	Team	Result	Att.	AP	Rushing				Passing				Total Off. Plays Yds	
					Att	Yds	TD	A-C-I	Yds	TD				
S10	Iowa State IOWA	L, 10-51	54,066	-	11	30	31	0	29-15-1	223	1	59	254	
S17	Iowa State at Vanderbilt	L, 26-29	41,165	-	14	31	80	0	28-18-0	278	3	76	335	
S24	Iowa State COLORADO STATE	W, 21-17	49,817	-	16	39	21	1	28-16-0	231	2	81	489	
O1	Iowa State NEW MEXICO STATE	L, 17-24	47,703	-	13	51	150	2	15-8-1	50	0	66	200	
O8	Iowa State KANSAS*	W, 38-35	48,125	-	27	37	127	3	47-28-2	300	2	84	427	
O15	Iowa State COLORADO*	W, 22-10	49,311	-	19	41	133	1	31-19-1	209	2	72	333	
O22	Iowa State at Oklahoma*	L, 11-49	75,008	-	22	39	78	0	39-21-2	209	1	78	287	
O29	Iowa State MISSOURI*	L, 18-41	49,404	-	14	26	64	356	5	11-6-0	103	1	75	459
N5	Iowa State at Nebraska*	L, 29-72	76,326	-	25	45	157	3	47-26-1	346	1	92	504	
N12	Iowa State at Kansas State*	W, 49-27	24,300	-	1	34	64	426	7	25-13-0	241	3	89	667
N19	Iowa State OKLAHOMA STATE*	L, 7-30	46,517	-	35	46	234	5	40-29-0	286	2	86	520	
				-	21	55	223	3	17-8-1	114	0	72	337	
				-	13	34	85	0	29-14-1	168	1	63	253	
				-	14	57	189	2	15-8-0	104	1	72	293	

Head Coach: Jim Criner **Captains:** David Archer, Chris Washington

Offense - SE Robbie Minor, LT Benn Musgrave, LG Bruce Reimers, C Chuck Meyers, RG Scott Nelson, RT Dan Martin, TE Dave Smoldt, QB David Archer, FL Tracy Henderson, FB Jason Jacobs, TB Tommy Davis

Defense - LT Roger Youngblut, NT Barry Moore, RT Rodney Hutchins, SOLB Doug Fischer, SILB Dwayne Gilyard, WLB Chris Washington, WLB Lester Williams, LC Alvin Baker, RC Kevin Williams, SS Sam Clear, FS George Walker

Specialists - P Kelly Goodburn, K Marc Bachrodt, HO David Archer, DS John Smith, PR Billy McCue, KR Kent Anderson

BY QUARTERS	1	2	3	4	OT	Total
Iowa State	43	78	29	98	-	248
Opponents	90	143	65	87	-	385
TEAM STATISTICS						
	Iowa State	Opponents				
FIRST DOWNS	220	235				
Rushing	75	124				
Passing	130	96				
Penalty	15	15				
RUSHING YARDAGE	1041	2423				
Yards Gained	1429	2759				
Yards Lost	388	336				
Rushing Attempts	396	570				
Average Per Rush	2.6	4.3				
Average Per Game	94.9	160.9				
Rushing TD	13	37				
PASSING YARDAGE	2717	1966				
Attempts	410	245				
Completions	236	132				
Interceptions	13	10				
Average Per Attempt	6.6	8.0				
Average Per Comp.	11.5	14.9				
Average Per Game	247.0	178.7				
Passing TD	19	11				
TOTAL OFFENSE	3758	4389				
Total Plays	806	815				
Average Per Play	4.7	5.4				
Average Per Game	341.6	399.0				
KICKOFF RETURNS	37-578	34-713				
Average	15.6	20.9				
PUNT RETURNS	25-118	30-267				
Average	4.7	8.9				
INTERCEPTION RETURNS	10-101	13-126				
Average	10.1	9.7				
FUMBLES-LOST	34-20	21-11				
PENALTIES-YARDS	65-501	62-547				
Average Per Game	45.5	49.7				
PUNTS-YARDS	35-1333	25-876				
Average Per Punt	38.1	35.0				
TIME OF POSSESSION	28:04	31:56				
TOUCHDOWNS	32	49				
Rushing	13	37				
Passing	19	11				
Return	0	1				
PAT Kicks	18-22	44-47				
2-point Attempts	7-10	1-2				
Field Goals	8-11	9-14				
Safeties	0	1				
TOTAL POINTS	248	385				
AVERAGE PER GAME	22.5	35.0				

RUSHING										
Player	G	Att	Gain	Loss	Net	Avg.	TD	Lg	Gm	
Jacobs	99	502	12	490	4.9	3	40	44.5		
Davis	156	450	54	396	2.5	4	15	36.0		
Archer	110	363	304	59	0.5	3	32	5.4		
Watson	12	62	3	59	4.9	1	24	14.8		
Hood	9	40	0	40	4.4	1	7	8.0		
Goodburn	1	3	0	3	3.0	0	3	3.0		
Wodka	3	0	3	3	0	1	3	0.4		
Hanson	6	6	8	-2	-0.3	0	4	-0.3		
Anderson	1	0	1	-1	-1.0	0	-1	-0.1		
Thomas	2	0	6	-6	-3.0	0	0	-0.9		
PASSING										
Player	G	Att	Comp	Int	Pct.	Yds	TD	Lg	Gm	
Archer	-	403	234	12	58.1	2639	18	64	239.9	
Hood	-	7	2-1	286	78	1	65	15.6		
RECEIVING										
Player	G	Rec	Yds	Avg.	TD	Lg	Gm			
Henderson	-	81	1051	13.0	8	53	-			
Jacobs	-	64	584	9.1	3	64	-			
Davis	-	24	155	6.5	1	24	-			
Minor	-	20	322	16.1	1	41	-			
Smoldt	-	12	113	9.4	1	22	-			
Gantt	-	10	140	14.0	1	26	-			
Wodka	-	9	69	7.7	2	20	-			
Levingston	-	8	148	18.5	1	40	-			
Blaney	-	4	39	9.8	0	17	-			
Thomas	-	2	14	7.0	0	9	-			
Posey	-	1	65	65.0	1	65	-			
Wade	-	1	17	17.0	0	17	-			
SCORING										
Player	TD	FG	Kick	Rush	Pass	DXP	Saf	Pts		
Henderson	8	0-0	0-0	0-0	2	0	0	0	52	
Bachrodt	0	8-11	18	22	0-0	0	0	0	42	
Jacobs	6	0-0	0-0	2	0-0	0	0	0	40	
Davis	5	0-0	0-0	0-0	0-0	0	0	0	30	
Archer	3	0-0	0-0	0-0	0-0	0	0	0	18	
Wodka	3	0-0	0-0	0-0	0-0	0	0	0	18	
Gantt	1	0-0	0-0	0-0	0-0	0	0	0	12	
Hood	1	0-0	0-0	0-0	0-0	0	0	0	6	
Henderson	1	0-0	0-0	0-0	0-0	0	0	0	6	
Minor	1	0-0	0-0	0-0	0-0	0	0	0	6	
Posey	1	0-0	0-0	0-0	0-0	0	0	0	6	
Watson	1	0-0	0-0	0-0	0-0	0	0	0	6	

FIELD GOALS										
Player	18-29	30-39	40-49	50+	Total	Lg	Blk			
Bachrodt	2-2	4-4	2-4	0-1	8-11	-	0			
PUNTING										
Player	No	Yds	Avg.	Lg	TB	FC	120	Blk		
Goodburn	35	1333	38.1	71	-	-	-	-		
Myers	25	876	35.0	51	-	-	-	-		
PUNT RETURNS										
Player	No	Yds	Avg.	TD	Lg					
McCue	4	32	8.0	0	10					
Wade	17	85	5.0	0	7					
Anderson	3	7	2.3	0	5					
Connor	1	-6	-6.0	0	-6					
KICKOFF RETURNS										
Player	No	Yds	Avg.	TD	Lg					
Hanson	19	349	18.4	0	27					
Wade	3	52	17.3	0	20					
Levingston	3	43	14.3	0	25					
Anderson	8	113	14.1	0	33					
Davis	1	14	14.0	0	14					
Watson	2	7	3.5	0	7					
Iversen	1	0	0.0	0	0					
INTERCEPTIONS										
Player	No	Yds	Avg.	TD	Lg					
Walker	4	22	5.5	0	22					
Baker	2	5	2.5	0	4					
Davis	1	45	45.0	0	42					
Watson	1	17	17.0	0	17					
Iversen	1	-2	-2.0	0	-2					
TOTAL OFFENSE LEADERS										
Player	G	Plays	Rush	Pass	Tot	Avg.				
Archer	-	513	59	2639	2698	245.3				
ALL PURPOSE LEADERS										
Player	G	Rush	Rec	PR	KR	IR	Tot	Avg.		
Jacobs	-	490	584	0	0	0	1074	-	1	0
Henderson	-	1051	0	0	0	0	1051	-		
DEFENSIVE LEADERS										
Player	G	Solo	Ast	Tot	TFL	Sack	FR	FF	Blk	
Washington	11	68	66	134	3-9	-	1	0	0	
L. Williams	11	48	91	111	46	7-35	1	0	0	
Gilyard	8	37	40	77	2-7	2-12	1	0	0	



1985 (5-6, 3-4 BIG EIGHT, 5TH)

Date	Team	Result	Att.	AP	Rushing				Passing			Total Off.	
					FD	Att	Yds	TD	A-C-I	Yds	TD	Plays	Yds
S14	Iowa State	W, 10-3	42,455	-	17	46	99	0	35-17-2	188	1	81	287
	UTAH STATE												
				-	17	34	35	0	46-14-2	127	0	80	162
S21	Iowa State	W, 20-17	44,025	-	11	40	95	1	28-8-2	95	0	68	190
	VANDERBILT												
				-	16	47	112	1	29-13-2	184	1	76	296
S28	Iowa State	L, 3-57	53,202	-	13	42	73	0	33-16-1	157	0	75	230
	IOWA												
				3	23	40	138	3	40-24-0	357	4	80	495
O5	Iowa State	L, 17-20	42,008	-	19	44	121	0	35-18-2	173	2	79	294
	DRAKE												
				-	10	46	99	1	22-7-0	51	0	68	150
O12	Iowa State	W, 22-21	43,117	-	23	50	61	3	35-21-2	262	0	85	323
	KANSAS*												
				-	15	24	47	1	44-23-0	182	0	68	229
O19	Iowa State	L, 6-40	41,215	-	8	30	41	0	30-15-3	136	1	60	177
	COLORADO*												
				-	13	67	244	3	5-1-0	14	1	72	258
O26	Iowa State	L, 14-59	74,207	-	15	41	122	1	27-15-0	128	1	68	250
	at Oklahoma*												
				10	25	64	542	7	5-2-0	101	1	69	643
N2	Iowa State	L, 27-28	40,015	-	24	46	142	2	47-24-0	250	1	93	392
	MISSOURI*												
				-	17	41	146	2	40-17-0	246	1	81	392
N9	Iowa State	L, 0-49	75,920	-	7	29	42	0	27-10-1	95	0	56	137
	at Nebraska*												
				3	28	83	538	6	8-3-0	35	1	91	573
N16	Iowa State	W, 21-14	17,500	-	21	48	113	1	33-19-0	252	2	81	365
	at Kansas State*												
				-	13	44	125	0	14-6-1	129	2	58	254
N23	Iowa State	W, 15-10	40,025	-	12	51	152	0	29-9-3	96	1	80	248
	OKLAHOMA STATE*												
				7	13	31	47	1	44-14-3	206	0	75	253

Head Coach: Jim Criner **Captains:** Jim Luebbers, Anthony Mayze, Kirk Thomas, Bruce Westemeyer
Offense - SE Hughes Suffren, LT Keith Sims, LG Eric Huhndorf, C Channon Mawdsley, RG Vince Jasper, RT Brett Lawrence, TE Jeff Wodka, QB Alex Espinoza, FL Danny Gannt, FB Kirk Thomas, TB Andrew Jackson
Defense - LE Lester Williams, LT Greg Litter, RT Perry Laures, RE Jim Luebbers, WLB Dennis Gibson, MLB Jeff Braswell, SLB Tim Iversen, RCB Terrence Anthony, LCB Milton Pitts, SS Kevin Colon, FS Anthony Mayze
Specialists - P Rick Frank, K Marc Bachrodt, DS John Smith, PR Milton Pitts, KR Paul Thibodeaux

BY QUARTERS	1	2	3	4	OT	Total
Iowa State	37	40	33	45	-	155
Opponents	67	102	104	45	-	318
TEAM STATISTICS						
	Iowa State		Opponents			
FIRST DOWNS	170		190			
Rushing	75		103			
Passing	86		74			
Penalty	9		13			
RUSHING YARDAGE	1061		2073			
Yards Gained	1514		2376			
Yards Lost	453		303			
Rushing Attempts	467		521			
Average Per Rush	2.3		4.0			
Average Per Game	96.5		188.5			
Rushing TD	8		25			
PASSING YARDAGE	1832		1632			
Attempts	359		297			
Completions	172		124			
Interceptions	16		8			
Average Per Attempt	5.1		5.5			
Average Per Comp.	10.7		13.2			
Average Per Game	166.5		148.4			
Passing TD	9		11			
TOTAL OFFENSE	2893		3705			
Total Plays	826		818			
Average Per Play	3.5		4.5			
Average Per Game	263.0		336.8			
KICKOFF RETURNS	36-546		21-312			
Average	15.2		14.9			
PUNT RETURNS	38-229		34-177			
Average	6.0		5.2			
INTERCEPTION RETURNS	8-130		17-328			
Average	16.3		19.3			
FUMBLES-LOST	43-21		31-18			
PENALTIES-YARDS	81-626		64-565			
Average Per Game	56.9		51.4			
PUNTS-YARDS	100-3796		85-3451			
Average Per Punt	38.0		40.6			
TIME OF POSSESSION	-		-			
TOUCHDOWNS	18		39			
Rushing	8		25			
Passing	9		11			
Return	1		3			
PAT Kicks	14-16		35-38			
2-point Attempts	0-2		1-1			
Field Goals	11-16		15-19			
Safeties	0		1			
TOTAL POINTS	155		318			
AVERAGE PER GAME	14.1		28.9			

RUSHING											
Player	G	Att	Gain	Loss	Net	Avg.	TD	Lg	Gm		
A. Jackson	10	113	448	33	415	3.7	2	36	41.5		
K. Thomas	11	103	346	20	326	3.2	0	17	29.6		
M. Rodgers	8	94	349	26	323	3.4	0	39	40.4		
A. Watson	5	35	103	15	88	2.5	1	10	17.6		
D. Popriro	9	12	32	4	28	2.3	3	15	3.1		
Henderson	10	1	7	0	7	7.0	0	7	0.7		
A. Hood	9	1	7	0	7	7.0	0	7	0.8		
D.DeGennaro	7	16	44	39	5	0.3	0	12	0.7		
R. Frank	11	0	5	-5	-5	-0.5	0	-5	-0.5		
A. Espinoza	11	91	178	311	-133	-1.5	2	37	-12.1		
PASSING											
Player	G	Att	Comp	Int	Pct.	Yds	TD	Lg	Gm		
A. Espinoza	11	330	159	13	48.2	1704	8	67	154.9		
D.DeGennaro	11	26	12	3	46.2	119	1	24	17.0		
A. Hood	11	3	1	0	33.3	9	0	9	1.0		
RECEIVING											
Player	G	Rec	Yds	Avg.	TD	Lg	Gm				
J. Wodka	11	35	390	11.1	0	36	35.5				
H. Suffren	10	31	433	14.0	4	67	43.3				
A. Jackson	10	29	254	8.8	1	22	25.4				
D. Gannt	9	20	259	12.9	1	40	28.8				
K. Thomas	11	17	159	9.4	1	22	14.5				
M. Rodgers	8	14	84	6.0	1	12	10.5				
T. Stawniak	10	6	58	9.7	1	18	5.3				
K. Anderson	10	6	52	8.7	0	11	5.2				
A. Watson	5	4	40	10.0	0	12	8.0				
A. Hood	9	3	39	13.0	1	15	4.3				
D. Ross	3	3	38	12.7	0	22	12.7				
D. Popriro	9	2	5	2.5	0	3	0.6				
R. Guzzi	2	1	14	14.0	0	14	7.0				
J. Henderson	10	1	7	7.0	0	7	0.7				
SCORING											
Player	TD	FG	-----PAT-----	Kick	Rush	Pass	DXP	Saf	Pts		
R. Frank	0	11-16	14-15	0-0	0-0	0	0	0	47		
H. Suffren	4	0-0	0-0	0-0	0-0	0	0	0	18		
A. Jackson	3	0-0	0-0	0-0	0-0	0	0	0	14		
D. Popriro	3	0-0	0-0	0-0	0-0	0	0	0	12		
A. Espinoza	2	0-0	0-0	0-0	0-0	0	0	0	18		
D. Gannt	1	0-0	0-0	0-0	0-0	0	0	0	6		
A. Watson	1	0-0	0-0	0-0	0-0	0	0	0	6		
A. Watson	1	0-0	0-0	0-0	0-0	0	0	0	6		
T. Stawniak	1	0-0	0-0	0-0	0-0	0	0	0	6		
A. Hood	1	0-0	0-0	0-0	0-0	0	0	0	6		
K. Thomas	1	0-0	0-0	0-0	0-0	0	0	0	6		

FIELD GOALS											
Player	18-29	30-39	40-49	50+	Total	Lg	Bk				
R. Frank	5-6	4-4	1-3	1-3	11-16	52	0				
PUNTING											
Player	No	Yds	Avg	Lg	TB	FC	120 Bk				
R. Frank	69	2785	40.4	67	-	-	0				
B. Reffner	31	1011	32.6	47	-	-	0				
PUNT RETURNS											
Player	No	Yds	Avg	TD	Lg						
M. Pitts	22	147	6.7	0	23						
J. Dole	10	65	6.5	0	14						
T. Anthony	3	4	1.3	0	3						
B. Reffner	1	3	3.0	0	3						
A. Cheeks	1	2	2.0	0	2						
KICKOFF RETURNS											
Player	No	Yds	Avg	TD	Lg						
Thibodeaux	10	164	16.4	0	30						
D. Popriro	6	116	19.3	0	25						
Henderson	6	75	12.5	0	22						
J. Dole	4	72	18.0	0	22						
Van Hoosen	4	49	12.3	0	20						
A. Watson	2	39	19.5	0	47						
M. Rodgers	2	38	19.0	0	22						
J. Wodka	1	7	7.0	0	7						
T. Stawniak	1	-14	-14.0	0	-14						
INTERCEPTIONS											
Player	No	Yds	Avg	TD	Lg						
T. Anthony	3	38	12.7	1	29						
D. Gibson	2	40	20.0	0	42						
M. Pitts	1	43	43.0	0	43						
L. Williams	1	5	5.0	0	5						
B. Reffner	1	4	4.0	0	4						
TOTAL OFFENSE LEADERS											
Player	G	Plays	Rush	Pass	Tot	Avg.					
A. Espinoza	11	421	133	1704	1571	142.8					
A. Jackson	10	113	415	0	415	41.5					
D.DeGennaro	7	42	5	119	124	17.7					
ALL PURPOSE LEADERS											
Player	G	Rush	Rec	PR	KR	IR	Tot	Avg.			
A. Jackson	10	415	254	0	0	0	669	66.9			
M. Rodgers	8	323	84	0	38	0	445	55.6			
K. Thomas	11	326	159	0	0	0	485	44.1			
DEFENSIVE LEADERS											
Player	G	Solo	Asst	Tot	TFL	Sack	FRFBk				
D. Gibson	11	56	40	96	7-29	2-15	0	2			
J. Braswell	10	54	28	82	11-36	0-0	0	1			
L. Williams	11	34	41	72	8-2	2-8	0	1			



1986 (6-5, 3-4 BIG EIGHT, 5TH)

Date	Team	Result	Att.	AP	FD	Rushing			Passing			Total Off.	
						Att	Yds	TD	A-C-I	Yds	TD	Plays	Yds
S13	Iowa State at Iowa	L, 7-43	67,700	-	8	30	(-11) 0	31-11-1	136	1	61	125	
S20	Iowa State INDIANA STATE	W, 64-9	36,650	-	29	50	226 2	32-21-1	354	3	83	580	
S27	Iowa State WICHITA STATE	W, 36-14	35,212	-	26	43	153 5	28-8-1	111	1	76	218	
O4	Iowa State WYOMING	W, 21-10	39,710	-	19	44	134 0	33-16-1	249	4	77	383	
O11	Iowa State at Kansas*	W, 13-10	20,500	-	12	40	59 0	25-13-0	196	2	65	255	
O18	Iowa State at Colorado*	L, 3-31	41,215	-	16	54	228 2	25-13-0	181	1	79	409	
O25	Iowa State OKLAHOMA*	L, 0-38	43,190	-	13	29	40 0	51-17-0	230	0	80	270	
N1	Iowa State at Missouri*	W, 37-14	35,870	-	26	46	114 0	36-25-2	277	1	82	391	
N8	Iowa State NEBRASKA*	L, 14-35	48,007	-	11	33	102 0	20-5-0	80	0	53	182	
N15	Iowa State KANSAS STATE*	W, 48-19	32,305	-	8	33	47 0	29-17-0	144	0	62	191	
N22	Iowa State at Oklahoma State*	L, 14-21	34,000	-	21	66	303 4	8-3-0	36	0	74	339	
				-	6	31	27 0	21-5-0	40	0	52	67	
				-	5	19	74	8-2-0	95	1	82	492	
				-	23	48	199 1	32-22-1	289	3	80	488	
				-	12	42	81 1	26-11-1	146	1	68	227	
				-	11	36	126 1	24-10-1	74	1	60	200	
				-	7	23	74	9-1-0	(-3)	0	83	307	
				-	21	42	197 2	29-15-2	310	4	71	507	
				-	13	56	235 2	9-5-0	161	1	65	396	
				-	13	33	46 2	31-13-1	201	0	64	247	
				-	16	35	66 0	36-18-1	195	3	71	261	

Head Coach: Jim Criner; Chuck Banker (served as interim HC for final two games of season).

Captains: Alex Espinoza, Dennis Gibson, Jeff Hansel

Offense - SE Robbie Minor, LT Keith Sims, LE Eric Huhndorf, C Channon Mawdsley, RG Vince Jasper, RT Brett Lawrence, Tom Stawniak, QB Alex Espinoza, FL Tom Schulting, FB Joe Henderson, TB Andrew Jackson

Defense - LE Scott Benson, LT Greg Litter, RT Bill Berthusen, RE Robert Dabney, SLB Dennis Gibson, MLB Chris Moore, WLB Darrin Trieb, RCB Terrence Anthony, LCB Aaron Manning, SS Milon Pitts, FS Brian Reffner

Specialists - P/K Rick Frank, DS John Smith, PR/KR Jeff Dole

BY QUARTERS	1	2	3	4	OT	Total
Iowa State	21	85	73	78	-	257
Opponents	61	70	44	69	-	244
TEAM STATISTICS	Iowa State	Opponents				
FIRST DOWNS	181	183				
Rushing	70	107				
Passing	100	56				
Penalty	11	20				
RUSHING YARDAGE	1260	1926				
Yards Gained	1632	2345				
Yards Lost	372	419				
Rushing Attempts	440	547				
Average Per Rush	2.9	3.5				
Average Per Game	114.5	175.1				
Rushing TD	13	17				
PASSING YARDAGE	2183	1601				
Attempts	323	253				
Completions	166	104				
Interceptions	10	4				
Average Per Attempt	4.3	6.3				
Average Per Comp.	13.2	15.4				
Average Per Game	198.5	145.5				
Passing TD	18	13				
TOTAL OFFENSE	3443	3527				
Total Plays	440	547				
Average Per Play	4.7	4.6				
Average Per Game	313.0	320.6				
KICKOFF RETURNS	38-677	33-562				
Average	17.8	17.0				
PUNT RETURNS	34-292	36-354				
Average	8.6	9.8				
INTERCEPTION RETURNS	4-73	10-24				
Average	18.3	2.4				
FUMBLES-LOST	22-13	28-16				
PENALTIES-YARDS	83-734	75-646				
Average Per Game	66.7	58.7				
PUNTS-YARDS	82-3426	86-3439				
Average Per Punt	41.8	40.0				
TIME OF POSSESSION	-	-				
TOUCHDOWNS	32	32				
Rushing	13	17				
Passing	18	13				
Return	1	2				
PAT Kicks	30-32	28-30				
2-point Attempts	0-0	0-2				
Field Goals	11-17	8-9				
Safeties	0	0				
TOTAL POINTS	257	244				
AVERAGE PER GAME	23.4	22.2				

RUSHING	Player	G	Att	Gain	Loss	Net	Yds	TD	Lg	Gm
A. Jackson	11	143	496	41	455	3.2	1	20	41.4	
J. Henderson	11	122	472	36	436	3.6	4	35	39.6	
C. Warren	11	30	154	6	148	4.9	2	58	13.5	
S. Nickerson	8	34	139	8	131	3.9	1	21	16.4	
M. Brown	4	13	65	0	65	5.0	1	12	16.3	
A. Espinoza	11	78	239	243	-4	-0.1	2	29	-0.4	
T. Kiska	4	8	33	0	33	4.1	1	18	8.3	
B. Sadek	11	11	34	29	5	0.5	1	7	0.5	
E. Brown	11	1	0	9	-9	-9.0	0	-9	-0.8	
PASSING	Player	G	Att	Comp	Int	Pct.	Yds	TD	Lg	Gm
A. Jackson	11	299	153	10	512	2023	15	54	183.9	
Sadek	11	22	12	0	545	179	3	24	16.3	
E. Brown	11	1	0	0	0.00	0	0	0	0.0	
RECEIVING	Player	G	Rec	Yds	Avg.	TD	Lg	Gm		
R. Minor	11	35	592	16.9	4	54	53.8			
D. Ross	11	23	312	13.6	0	35	28.4			
A. Jackson	11	21	97	4.6	1	15	8.8			
Henderson	11	18	175	9.7	3	38	15.9			
Schulting	11	16	234	14.6	2	31	21.3			
E. Bridges	11	15	330	22.0	2	49	30.0			
E. Brown	11	9	159	17.7	3	33	14.5			
M. Busch	11	7	90	12.9	1	21	8.2			
T. Stawniak	11	7	75	10.7	1	18	6.8			
C. Warren	11	6	48	8.0	0	14	4.4			
Lester	11	2	18	9.0	1	14	1.6			
M. Brown	5	1	24	24.0	0	24	4.8			
Nickerson	8	1	4	4.0	0	4	0.5			
Hoskins	11	1	-19	0.0	0	-19	-1.7			
SCORING	Player	TD	FG	Kick	Rush	Pass	DXP	Saf	Pts	
R. Frank	0	11-17	30-32	0-0	0-0	0	0	0	63	
Henderson	7	0-0	0-0	0-0	0-0	0	0	0	42	
R. Minor	4	0-0	0-0	0-0	0-0	0	0	0	24	
E. Brown	3	0-0	0-0	0-0	0-0	0	0	0	12	
Schulting	2	0-0	0-0	0-0	0-0	0	0	0	12	
Schulting	2	0-0	0-0	0-0	0-0	0	0	0	12	
A. Espinoza	2	0-0	0-0	0-0	0-0	0	0	0	12	
A. Jackson	2	0-0	0-0	0-0	0-0	0	0	0	12	
C. Warren	2	0-0	0-0	0-0	0-0	0	0	0	12	
Berthusen	1	0-0	0-0	0-0	0-0	0	0	0	6	
Kiska	1	0-0	0-0	0-0	0-0	0	0	0	6	
Nickerson	1	0-0	0-0	0-0	0-0	0	0	0	6	
Stawniak	1	0-0	0-0	0-0	0-0	0	0	0	6	
Busch	1	0-0	0-0	0-0	0-0	0	0	0	6	
B. Sadek	1	0-0	0-0	0-0	0-0	0	0	0	6	
M. Brown	1	0-0	0-0	0-0	0-0	0	0	0	6	
M. Lester	1	0-0	0-0	0-0	0-0	0	0	0	6	

FIELD GOALS

Player	18-29	30-39	40-49	50+	Total	Lg	Bk
R. Frank	6-6	3-4	2-4	0-3	11-17	48	0

PUNTING

Player	No	Yds	Avg.	Lg	TB	FC	120	Bk
R. Frank	81	3422	42.2	68	-	-	-	0

PUNT RETURNS

Player	No	Yds	Avg.	TD	Lg
J. Dole	33	287	8.7	0	27
T. Schulting	1	5	5.0	0	5

KICKOFF RETURNS

Player	No	Yds	Avg.	TD	Lg
J. Dole	21	416	19.8	0	31
A. Jackson	10	169	16.9	0	23
Henderson	7	92	13.1	0	27

INTERCEPTIONS

Player	No	Yds	Avg.	TD	Lg
T. Anthony	2	35	17.5	0	32
D. Gibson	1	29	29.0	0	29
K. Colton	1	9	9.0	0	9

TOTAL OFFENSE LEADERS

Player	G	Plays	Rush	Pass	Tot.	Avg.
Espinoza	11	377	-4	2023	2019	183.5

ALL PURPOSE LEADERS

Player	G	Rush	Rec	PR	KR	IR	Tot.	Avg.
Espinoza	-	-4	2023	0	0	0	2019	-
Jackson	-	455	97	0	169	0	721	-
Henderson	-	436	175	0	92	0	703	-

DEFENSIVE LEADERS

Player	G	Solo	Asst	Tot	TFL	Sack	FR	FF	Bk
C. Moore	11	29	56	145	7-31	1-10	1	4	0
D. Gibson	9	56	38	94	3-15	2-12	1	3	0
G. Litter	11	49	33	82	11-38	5-32	0	1	0
D. Trieb	11	48	32	80	10-44	3-16	2	3	0



1987 (3-8, 2-5 BIG EIGHT, 6TH)

Date	Team	Result	Att.	AP	Rushing				Passing				Total Off.	
					FD	Att	Yds	TD	A-C-I	Yds	TD	Plays		Yds
S12	Iowa State at Tulane	L, 12-25	27,561	-	24	48	181	0	40-22-1	218	0	88	399	
S19	Iowa State IOWA	L, 9-48	54,101	-	16	33	104	1	23-15-1	183	2	56	287	
S26	Iowa State at Wyoming	L, 17-34	18,386	-	12	35	56	0	34-13-3	155	0	69	211	
O3	Iowa State OKLAHOMA*	L, 3-56	36,050	-	26	49	247	5	23-17-0	202	1	72	449	
O10	Iowa State NORTHERN IOWA	W, 39-38	46,515	-	20	68	162	1	23-11-1	166	1	91	328	
O17	Iowa State MISSOURI*	L, 17-42	35,888	-	21	30	199	2	27-14-1	236	2	57	435	
O24	Iowa State at Kansas*	W, 42-28	28,300	-	5	44	21	0	9-2-0	52	0	53	73	
O31	Iowa State COLORADO*	L, 10-42	34,920	-	28	64	531	7	11-5-0	77	1	75	608	
N7	Iowa State at Nebraska*	L, 3-42	76,001	-	27	51	165	3	29-15-0	295	2	80	460	
N14	Iowa State KANSAS STATE*	W, 16-14	33,516	-	26	46	212	4	33-20-1	285	1	79	497	
N21	Iowa State at Oklahoma State*	L, 27-48	33,400	-	19	50	328	4	14-7-0	116	1	64	444	
				-	25	53	334	4	23-11-1	147	0	76	481	
				-	26	53	265	4	27-18-2	281	0	80	546	
				-	16	38	100	1	29-16-1	139	0	67	239	
				-	23	64	413	5	10-5-0	101	1	73	514	
				-	12	38	66	0	21-11-1	146	0	59	212	
				-	2	30	70	604	6	12-6-1	62	0	82	666
				-	17	52	240	1	18-9-1	98	0	70	338	
				-	20	46	97	1	28-19-2	241	1	74	338	
				-	27	46	200	1	40-22-1	277	2	86	477	
				-	13	23	44	413	6	17-10-2	127	1	61	540

Head Coach: Jim Walden
Captains: Eddie Bridges, Chris Moore, Randy Richards, Brett Sadek
Offense - SE Dennis Ross, LT Ben Mitchell, LG Trent Van Hoosen, C David Heyn, RG Rick Wells, RT Gene Williams, TE Mike Busch, QB Brett Sadek, FL Eddie Bridges, RB Joe Henderson, RB Edwin Jones
Defense - LE Robert Dabney, LT Alan Patten, RT Randy Bern, RE Tom Stawnik, SLB Randy Richards, MLB Chris Moore, WLB Charles Vondra, RCB Ray Carreathers, LCB LeBlanc Williams, SS Jeff Dole, FS Tim Baker
Specialists - P Judge Johnston, K Jeff Shudak, HO Derek DeGennaro, LS John Smith PR Marcus Robertson, KR Eddie Bridges

BY QUARTERS	1	2	3	4	OT	Total
Iowa State	57	60	40	38	-	195
Opponents	89	136	65	127	-	417
TEAM STATISTICS	Iowa State		Opponents			
FIRST DOWNS	207		258			
Rushing	96		160			
Passing	98		91			
Penalty	13		7			
RUSHING YARDAGE	1644		3416			
Yards Gained	1982		3588			
Yards Lost	338		172			
Rushing Attempts	518		549			
Average Per Rush	3.2		6.2			
Average Per Game	149.5		310.5			
Rushing TD	10		43			
PASSING YARDAGE	1893		1911			
Attempts	306		225			
Completions	154		136			
Interceptions	11		10			
Average Per Attempt	6.2		8.5			
Average Per Comp.	12.3		14.1			
Average Per Game	172.1		173.7			
Passing TD	8		13			
TOTAL OFFENSE	3537		5327			
Total Plays	824		773			
Average Per Play	4.3		6.9			
Average Per Game	321.5		484.3			
KICKOFF RETURNS	57-847		37-665			
Average	14.3		17.7			
PUNT RETURNS	15-93		26-144			
Average	6.2		5.5			
INTERCEPTION RETURNS	10-79		11-69			
Average	7.9		6.3			
FUMBLES-LOST	26-14		36-20			
PENALTIES-YARDS	55-419		69-582			
Average Per Game	38.1		53.0			
PUNTS-YARDS	59-2116		32-1196			
Average Per Punt	35.9		37.4			
TIME OF POSSESSION	-		-			
TOUCHDOWNS	19		57			
Rushing	10		43			
Passing	8		13			
Return	1		1			
PAT Kicks	17-17		51-54			
2-point Attempts	51-54		3-3			
Field Goals	20-25		6-9			
Safeties	0		0			
TOTAL POINTS	195		417			
AVERAGE PER GAME	17.7		37.9			

RUSHING		PASSING		RECEIVING		KICKOFF RETURNS			
Player	G Att Gain Loss Net Avg. TD Lg Gm	Player	G Att-Cmp-Int Pct. Yds TD Lg Gm	Player	G Rec Yds Avg. TD Lg Gm	Player	No Yds Avg. TD Lg		
Henderson	11 262 1250 18 1232 4.7 5 32 112.0	D. Ross	10 229-117-6 .511 1443 7 46 144.3	D. Ross	10 53 673 12.7 4 39 67.3	J. Shudak	0 20-25 17-17 0-0 0-0 0 0 77	Henderson	5 0-0 0-0 0-0 0-0 0 0 30
E. Jones	9 50 169 3 166 3.3 1 14 18.4	DeGennaro	11 73-37-5 .507 450 1 64 40.9	T. Schulting	11 31 443 14.3 1 42 40.3	Henderson	4 0-0 0-0 1-1 0-0 0 0 26	E. Bridges	2 0-0 0-0 0-0 0-0 0 0 12
Thibodeaux	9 14 115 1 114 8.1 1 73 12.7	Gloftely	2 3-0-0 .000 0 0 0 0.0	E. Bridges	11 26 324 12.5 2 46 29.5	R. Sadek	2 0-0 0-0 0-0 0-0 0 0 12	E. Jones	1 0-0 0-0 1-1 0-0 0 0 8
M. Brown	3 23 95 1 94 4.1 1 26 31.3	Ross	10 1-0-0 .000 0 0 0 0.0	M. Busch	11 21 253 12.0 0 24 23.0	H. Suffren	1 0-0 0-0 0-0 0-0 0 0 6	H. Suffren	1 0-0 0-0 0-0 0-0 0 0 6
Nickerson	8 21 67 3 64 3.0 0 15 8.0			J. Hederson	11 14 73 5.2 0 12 6.6	A. Hoskins	2 8 4.0 0 0 8	M. Brown	1 16 16.0 0 16
Sadek	10 84 153 132 21 0.3 2 9 2.1			S. Nickerson	8 2 12 6.0 0 9 1.5	C. Moore	2 3 1.5 0 3	J. Bauer	1 0 0.0 0 0
Gloftely	10 3 9 0 9 3.0 0 5 0.9			H. Suffren	4 1 64 64.0 1 64 16.0	M. Busch	1 0 0.0 0 0	M. Busch	1 0 0.0 0 0
Gloftely	2 11 31 38 -7 3.0 0 16 -3.5			P. Thibodeaux	9 1 15 15.0 0 15 1.7	J. Martin	1 0 0.0 0 0	J. Martin	1 0 0.0 0 0
DeGennaro	10 35 40 119 -79 -2.6 0 12 -7.9			J. Johnson	11 1 10 10.0 0 10 0.9				
				C. Mahoney	9 1 6 6.0 0 6 0.7				
				M. Brown	3 1 7 7.0 0 7 2.3				
				E. Jones	9 1 5 5.0 0 5 1.7				

FIELD GOALS		PUNTING		PUNT RETURNS		KICKOFF RETURNS	
Player	18-29 30-39 40-49 50+	Total	Lg	Player	No Yds Avg. TD Lg	Player	No Yds Avg. TD Lg
J. Shudak	7-7 9-11 3-4 1-3 20-25 50	0	0	M. Robertson	10 67 6.7 0 17	E. Bridges	32 577 18.0 0 30
				J. Dole	5 29 5.2 0 11	D. Ross	14 173 12.4 0 23
						Thibodeaux	4 42 10.5 0 16
						T. Schulting	2 21 10.5 0 17
						H. Suffren	1 18 18.0 0 18
						M. Brown	1 16 16.0 0 16
						J. Bauer	1 0 0.0 0 0
						M. Busch	1 0 0.0 0 0
						J. Martin	1 0 0.0 0 0

INTERCEPTIONS		TOTAL OFFENSE LEADERS	
Player	No Yds Avg. TD Lg	Player	G Plays Rush Pass Tot Avg.
L. Williams	2 8 4.0 0 8	B. Sadek	10 84 21 1443 1464 146.4
C. Moore	2 3 1.5 0 3	DeGennaro	11 35 -79 450 371 33.7
A. Hoskins	2 30 15.0 1 25		
M. Robertson	1 23 23.0 0 23		
R. Carreathers	1 15 15.0 0 15		
C. Vondra	1 0 0.0 0 0		
T. Stawnik	1 0 0.0 0 0		

ALL PURPOSE LEADERS	
Player	G Rush Rec PR KR IR Tot Avg.
Henderson	11 1232 0 0 0 0 1232
E. Bridges	11 0 324 0 577 0 901
Ross	10 9 673 0 173 0 855

DEFENSIVE LEADERS	
Player	G Solo Ast Tot TFL Sack RFFBk
J. Dole	11 58 40 98 5-9 0-0 4 3 0
C. Moore	8 42 56 98 1-1 0-0 1 1 0
R. Richards	11 34 40 74 2-17 1-6 1 1 0
R. Dabney	11 38 36 74 0-0 0-0 0 0 0



1988 (5-6, 3-4 BIG EIGHT, 5TH)

Date	Team	Result	Att.	AP	Rushing				Passing			Total Off.	
					FD	Att	Yds	TD	A-C-I	Yds	TD	Plays	Yds
S10	Iowa State	W, 30-13	41,780	-	15	42	190	2	17-8-0	130	0	59	320
	TULANE			-	19	41	164	1	33-16-1	172	0	74	336
S17	Iowa State	L, 0-35	42,913	-	5	36	51	0	17-7-0	53	0	53	104
	BAYLOR			-	14	46	110	5	23-9-0	192	0	69	302
S24	Iowa State	L, 3-10	67,700	-	17	40	116	0	29-12-2	238	0	69	354
	at Iowa			-	20	49	214	0	22-11-0	129	1	71	343
O1	Iowa State	L, 7-35	75,004	-	7	39	32	0	18-11-0	81	1	57	113
	at Oklahoma*			10	18	56	313	3	6-5-0	113	2	62	426
O8	Iowa State	W, 20-17	46,219	-	15	39	202	1	13-8-1	157	1	52	359
	NORTHERN IOWA			-	23	50	155	2	27-20-0	251	0	77	406
O15	Iowa State	W, 21-3	43,206	-	15	46	142	0	14-10-0	141	3	60	283
	at Missouri*			-	20	50	235	0	23-11-2	282	0	73	417
O22	Iowa State	W, 42-14	43,180	-	28	58	270	5	20-14-1	233	1	78	503
	KANSAS*			-	22	36	134	2	35-20-1	224	0	71	358
O29	Iowa State	L, 12-24	37,241	-	21	41	180	0	29-16-6	134	0	70	314
	at Colorado*			-	18	56	339	3	10-4-2	71	1	66	410
N5	Iowa State	L, 16-51	50,158	-	13	39	148	1	17-7-1	103	1	56	251
	NEBRASKA*			7	29	68	566	6	10-5-0	71	1	78	637
N12	Iowa State	W, 16-7	10,850	-	18	60	224	2	10-6-2	112	0	70	336
	at Kansas State*			-	14	32	96	1	31-19-0	139	0	63	235
N19	Iowa State	L, 28-49	38,163	-	24	59	275	3	22-13-2	142	0	81	417
	OKLAHOMA STATE*			13	20	40	333	5	14-8-1	83	2	54	416

Head Coach: Jim Walden **Captains:** Jeff Dole, Joe Henderson, David Heyn, Anthony Hoskins
Offense - SE Dennis Ross, LT Ben Mitchell, LG Rick Wells, C David Heyn, RG Keith Sims, RT Gene Williams, TE Mike Busch, QB Bret Oberg, F Eddie Brown, RB Joe Henderson, RB Edwin Jones
Defense - LE Mark Foley, LT Alan Patten, RT Matthew Rehberg, RE Randy Bern, SLB Robert Lendino, MLB Mike Shane, WLB Anthony Hoskins, RCB Ray Carreathers, LCB Marcus Robertson, SS Jeff Dole, FS Tim Baker
Specialists - P Judge Johnston, K Jeff Shudak, HO Derek DeGennaro, PR Jeff Dole, KR Jeff Dole

BY QUARTERS	1	2	3	4	OT	Total
Iowa State	50	54	49	42	-	195
Opponents	49	81	49	79	-	258
TEAM STATISTICS	Iowa State		Opponents			
FIRST DOWNS	178	217				
Rushing	97	137				
Passing	67	72				
Penalty	14	8				
RUSHING YARDAGE	1830	2649				
Yards Gained	2142	2906				
Yards Lost	312	247				
Rushing Attempts	499	524				
Average Per Rush	3.7	5.1				
Average Per Game	166.5	240.8				
Rushing TD	14	28				
PASSING YARDAGE	1524	1595				
Attempts	206	228				
Completions	112	128				
Interceptions	15	7				
Average Per Attempt	7.4	6.7				
Average Per Comp.	13.6	12.5				
Average Per Game	138.5	145.0				
Passing TD	7	6				
TOTAL OFFENSE	3354	4244				
Total Plays	705	758				
Average Per Play	4.8	5.6				
Average Per Game	304.9	385.8				
KICKOFF RETURNS	31-466	25-364				
Average	15.0	14.6				
PUNT RETURNS	14-60	21-108				
Average	4.3	5.1				
INTERCEPTION RETURNS	8-94	13-115				
Average	13.4	8.8				
FUMBLES-LOST	25-9	30-19				
PENALTIES-YARDS	68-484	63-504				
Average Per Game	44.0	45.8				
PUNTS-YARDS	58-2288	55-2109				
Average Per Punt	39.4	39.8				
TIME OF POSSESSION	-	-				
TOUCHDOWNS	23	34				
Rushing	14	28				
Passing	7	6				
Return	1	2				
PAT Kicks	19-21	31-33				
2-point Attempts	1-2	1-1				
Field Goals	12-17	7-12				
Safeties	0	0				
TOTAL POINTS	195	285				
AVERAGE PER GAME	17.7	25.9				

RUSHING												
Player	G	Att	Gain	Loss	Net	Avg.	TD	Lg	Gr			
Henderson 11	242	1090	50	1040	4.3	9	73	94.5				
C. Warren 10	93	404	17	387	4.2	3	25	38.7				
Wilkinson 6	22	125	8	117	5.3	0	63	19.5				
Thibodeaux 5	11	108	1	107	9.7	2	67	21.4				
Nickerson 3	14	77	3	74	5.3	0	21	24.7				
B. Oberg 11	102	276	224	52	0.5	0	17	4.7				
E. Brown 11	3	32	0	32	10.7	0	13	2.9				
Pedersen 4	8	26	0	26	3.3	0	6	6.5				
Pedersen 5	1	0	1	-1	-1.0	0	0	-0.2				
DeGennaro 5	3	4	8	-4	-1.3	0	2	-0.8				
PASSING												
Player	G	Att	Comp	Int	Pct.	Yds	TD	Lg	Gr			
Oberg 11	179	99	15	553	1360	6	58	123.6				
DeGennaro 5	17	8-0	471	113	1	35	22.6					
Pedersen 5	8-4-0	500	41	0	25	8.2						
Johnston 11	1-1-0	1.00	10	0	10	0.9						
E. Brown 11	1-0-0	.000	0	0	0	0.0						
RECEIVING												
Player	G	Rec	Yds	Avg.	TD	Lg	Gr					
D. Ross 10	39	506	13.0	3	35	50.6						
M. Busch 10	27	343	12.7	1	33	34.3						
E. Brown 11	18	403	22.4	2	58	36.6						
J. Henderson 11	9	120	13.3	1	40	10.9						
J. Gloffety 11	5	49	9.8	0	17	4.6						
R. Wilkinson 6	2	32	16.0	0	25	5.3						
S. Nickerson 3	2	24	12.0	0	18	8.0						
C. Warren 10	2	10	5.0	0	6	1.0						
G. Pedersen 5	2	9	4.5	0	10	1.8						
C. Mahoney 10	1	12	12.0	0	12	1.2						
P. Thibodeaux 5	1	14	14.0	0	14	2.8						
T. Moore 10	1	9	9.0	0	9	0.9						
T. Van Hoosen 11	1	-7	-0.7	0	-7	-0.6						
SCORING												
Player	TD	FG	Kick	Rush	Pass	DXP	Saf	Pts				
J. Henderson 10	0-0	0-0	1-1	0-0	0	0	0	62				
J. Shudak 10	12-17	19-21	0-0	0-0	0	0	0	55				
C. Warren 3	0-0	0-0	0-0	0-0	0	0	0	18				
D. Ross 3	0-0	0-0	0-0	0-0	0	0	0	18				
E. Brown 2	0-0	0-0	0-0	0-0	0	0	0	12				
P. Thibodeaux 2	0-0	0-0	0-0	0-0	0	0	0	12				
J. Bauer 1	0-0	0-0	0-0	0-0	0	0	0	6				
M. Busch 1	0-0	0-0	0-0	0-0	0	0	0	6				
J. Dole 1	0-0	0-0	0-0	0-0	0	0	0	6				

FIELD GOALS												
Player	18-29	30-39	40-49	50+	Total	Lg	Blk					
J. Shudak 3-3	3-4	4-4	2-6	12-17	55	0						
PUNTING												
Player	No	Yds	Avg	Lg	TD	FC	120	Blk				
J. Johnston 58	2288	39.4	80	-	-	-	-	0				
PUNT RETURNS												
Player	No	Yds	Avg	TD	Lg							
M. Robertson 14	60	4.3	0	15								
KICKOFF RETURNS												
Player	No	Yds	Avg	TD	Lg							
R. Johnson 15	238	15.5	0	38								
R. Wilkinson 7	140	20.0	0	23								
E. Brown 6	60	10.0	0	17								
Thibodeaux 2	28	14.0	0	22								
C. Welding 1	0	0.0	0	0								
INTERCEPTIONS												
Player	No	Yds	Avg	TD	Lg							
M. Robertson 3	30	10.0	0	22								
R. Carreathers 2	8	4.0	0	8								
J. Dole 1	48	48.0	1	48								
M. Shane 1	8	8.0	0	8								
R. Johnson 1	0	0.0	0	0								
TOTAL OFFENSE LEADERS												
Player	G	Plays	Rush	Pass	Tot	Avg.						
B. Oberg 11	102	52	1360	1412	128.4							
ALL PURPOSE LEADERS												
Player	G	Rush	Rec	PR	KR	IR	Tot	Avg.				
Henderson - 1040	0	0	0	0	0	0	1040	-				
Ross -	0	506	0	0	0	0	506	-				
E. Brown -	32	403	0	60	0	495	-					
DEFENSIVE LEADERS												
Player	G	Solo	Ast	Tot	TFL	Sack	FR	FF	Blk			
J. Dole 11	68	67	135	2-15	1-8	3	4	0				
T. Baker 11	56	39	95	1-4	0-0	1	0					
Hoskins 11	42	40	82	3-21	4-24	0	2	0				



1989 (6-5, 4-3 BIG EIGHT, 4TH)

Date	Team	Result	Att.	AP	FD	Rushing			Passing			Total Off.		
						Att	Yds	TD	A-C-I	Yds	TD	Plays	Yds	
S9	Iowa State OHIO	W, 28-3	41,614	-	19	45	274	3	14-8-1	150	1	59	424	
S16	Iowa State MINNESOTA	L, 20-30	45,410	-	16	50	193	0	20-8-1	98	0	70	291	
S23	Iowa State IOWA	L, 21-31	54,458	-	24	46	105	2	25-18-2	231	0	71	336	
S30	Iowa State at Tulane	W, 25-24	20,156	-	16	40	146	2	19-12-0	216	1	65	294	
O7	Iowa State at Kansas*	W, 24-20	31,500	-	20	37	148	0	33-20-1	276	3	70	424	
O14	Iowa State COLORADO*	L, 17-52	41,515	-	12	33	204	3	16-10-0	186	0	49	413	
O21	Iowa State OKLAHOMA*	L, 40-43	40,812	-	32	40	172	2	45-31-1	277	1	85	449	
O28	Iowa State at Nebraska*	L, 17-49	76,371	-	24	49	255	2	24-14-0	275	1	73	530	
N4	Iowa State KANSAS STATE*	W, 36-11	40,332	-	27	36	124	2	48-27-0	411	1	84	535	
N11	Iowa State at Missouri*	W, 35-21	36,538	-	21	37	132	2	27-16-2	171	0	64	303	
N18	Iowa State at Oklahoma State*	W, 31-21	33,200	-	3	29	60	4	12-10-0	215	2	72	662	
					25	15	41	236	3	6-2-1	77	1	47	313
					4	23	61	468	5	24-14-0	158	0	71	348
					28	56	360	5	7-3-0	62	2	68	530	
					18	27	64	1	16-13-1	179	0	72	539	
					28	59	276	3	39-26-2	288	0	66	352	
					13	26	106	1	27-18-0	239	2	86	515	
					22	57	334	4	25-14-2	178	2	51	284	
					21	32	89	0	14-7-1	85	0	71	419	
									45-25-2	315	3	74	404	

Head Coach: Jim Walden **Captains:** Tim Baker, Mike Busch, Mike Shane, Paul Thibodeaux
Offense - WR Troy Moore, LT Gene Williams, LG Rick Wells, C Keith Sims, RG Trent Van Hoosen, RT Dave Benoit, TE Mike Busch, QB Bret Oberg, FL Tyrone Williams, RB Blaise Bryant, RB Ron Wilkinson
Defense - LE Matt Rehberg, LT Phil Navarro, RT Don Edwards, RE Randy Bern, SLB Larry Ratigan, MLB Mike Shane, WLB Charles Vondra, RCB Dave Elder, LCB Marcus Robertson, SS Tim Baker, FS Mark DouBrava
Specialists - P Judge Johnston, K Jeff Shudak, HO Judge Johnston, DS Dave Benoit, PR Marcus Robertson, KR Randonno Johnson

BY QUARTERS	1	2	3	4	OT	Total
Iowa State	63	109	48	74	-	294
Opponents	86	92	64	60	-	305
TEAM STATISTICS	Iowa State		Opponents			
FIRST DOWNS	249		230			
Rushing	134		119			
Passing	96		103			
Penalty	19		8			
RUSHING YARDAGE	2410		2193			
Yards Gained	2658		2421			
Yards Lost	248		228			
Rushing Attempts	524		450			
Average Per Rush	4.6		4.9			
Average Per Game	219.1		199.4			
Rushing TD	30		21			
PASSING YARDAGE	2297		2417			
Attempts	254		296			
Completions	157		178			
Interceptions	9		10			
Average Per Attempt	9.0		8.2			
Average Per Comp.	14.6		13.6			
Average Per Game	208.8		219.7			
Passing TD	9		17			
TOTAL OFFENSE	4707		4610			
Total Plays	778		746			
Average Per Play	6.1		6.2			
Average Per Game	427.9		419.1			
KICKOFF RETURNS	38-663		34-514			
Average	17.4		15.1			
PUNT RETURNS	10-47		10-47			
Average	5.9		4.7			
INTERCEPTION RETURNS	10-63		9-127			
Average	6.3		14.1			
FUMBLES-LOST	28-15		18-10			
PENALTIES-YARDS	58-455		74-641			
Average Per Game	41.0		58.0			
PUNTS-YARDS	33-1345		37-1445			
Average Per Punt	40.8		39.1			
TIME OF POSSESSION	-		-			
THIRD DOWN CONV.	78/152		77/149			
Conversion Rate	51%		52%			
TOUCHDOWNS	39		40			
Rushing	30		21			
Passing	9		17			
Return	0		1			
PAT Kicks	29-31		36-37			
2-point Attempts	5-7		3-4			
Field Goals	7-10		7-8			
Safeties	0		0			
TOTAL POINTS	294		305			
AVERAGE PER GAME	26.7		27.7			

RUSHING		G	Att	Gain	Loss	Net	Avg.	TD	Lg	Gm
B. Bryant	11	299	1566	50	1516	5.1	19	72	137.8	
Wilkinson	10	51	294	1	293	5.7	3	35	29.3	
B. Oberg	11	110	442	169	273	2.5	5	22	24.8	
Thibodeaux	11	29	143	9	134	4.6	2	17	12.2	
C. Pedersen	9	11	92	17	75	6.8	0	22	8.3	
S. Williams	1	12	69	1	68	5.7	1	18	68.0	
H. Warmack	6	9	30	1	29	3.2	0	13	4.8	
S. Lester	8	1	12	0	12	12.0	0	12	1.5	
P. Blazek	3	1	4	0	4	4.0	0	4	1.3	
PASSING		G	Att	Comp	Int	Pct.	Yds	TD	Lg	Gm
B. Oberg	11	245	152	9	620	2242	9	71	203.8	
C. Pedersen	8	8	4	0	500	59	0	25	7.4	
J. Johnston	11	1	1	0	1.00	-4	0	4	-0.4	
RECEIVING		G	Rec	Yds	Avg.	TD	Lg	Gm		
S. Lester	8	46	612	13.3	3	71	76.5			
M. Busch	11	23	375	16.3	2	43	34.1			
Glotfelty	10	22	394	17.9	2	66	39.4			
B. Bryant	11	20	202	10.1	0	29	18.4			
T. Moore	10	17	305	17.9	1	36	30.5			
T. Williams	11	13	282	21.7	1	42	25.6			
Wilkinson	10	9	63	7.0	0	15	6.3			
C. Mahoney	4	3	52	17.3	0	25	13.0			
Thibodeaux	11	2	-1	-0.5	0	3	-0.1			
J. Johnston	11	1	15	15.0	0	15	1.4			
B. Oberg	11	1	-2	-2.0	0	-2	-0.1			
SCORING		TD	FG	Kick	Rush	Pass	DXP	Saf	Pts	
B. Bryant	19	0-0	0-0	3-4	0-0	0	0	0	120	
J. Shudak	0	7-10	29-30	0-0	0-0	0	0	0	50	
B. Oberg	5	0-0	0-0	1-2	0-0	0	0	0	32	
Wilkinson	3	0-0	0-0	1-1	0-0	0	0	0	20	
S. Lester	3	0-0	0-0	0-0	0-0	0	0	0	18	
Glotfelty	2	0-0	0-0	0-0	0-0	0	0	0	12	
M. Busch	2	0-0	0-0	0-0	0-0	0	0	0	12	
Thibodeaux	2	0-0	0-0	0-0	0-0	0	0	0	12	
T. Williams	1	0-0	0-0	0-0	0-0	0	0	0	6	
T. Moore	1	0-0	0-0	0-0	0-0	0	0	0	6	
S. Williams	1	0-0	0-0	0-0	0-0	0	0	0	6	
Petrovich	0	0-0	0-1	0-0	0-0	0	0	0	0	

FIELD GOALS		Player	18-29	30-39	40-49	50+	Total	Lg	Blk	
J. Shudak	0-0	3-5	3-4	1-1	7-10	50	-			
PUNTING		Player	No	Yds	Avg.	Lg	TB	FC	I20	Blk
Johnston	31	1329	42.9	58	-	-	-	-	0	
J. Shudak	1	37	37.0	37	-	-	-	0	0	
PUNT RETURNS		Player	No	Yds	Avg.	TD	Lg			
M. Robertson	13	77	5.9	0	32					
KICKOFF RETURNS		Player	No	Yds	Avg.	TD	Lg			
G. Gloede	3	20	6.7	0	10					
Thibodeaux	24	442	18.4	0	33					
S. Williams	4	66	16.5	0	17					
S. Lester	7	135	19.3	0	28					
INTERCEPTIONS		Player	No	Yds	Avg.	TD	Lg			
T. Baker	3	13	4.3	0	13					
A. Buggs	2	42	21.0	0	25					
M. Shane	2	8	4.0	0	4					
M. DouBrava	1	0	0.0	0	0					
M. Robertson	1	0	0.0	0	0					
C. Vondra	1	0	0.0	0	0					
TOTAL OFFENSE LEADERS		Player	G	Plays	Rush	Pass	Tot.	Avg.		
B. Oberg	11	110	273	2242	2515	228.6				
Pedersen	10	11	75	59	134	13.4				
ALL PURPOSE LEADERS		Player	G	Rush	Rec	PR	KR	IR	Tot	Avg.
Bryant	11	1516	0	0	1	0	0	1232	-	
Lester	8	12	612	0	135	0	759	-		
Thibodeaux	11	134	-1	0	442	0	575	-		
DEFENSIVE LEADERS		Player	G	Solo	Asst	TFL	Sack	FRFFBlk		
Baker	11	52	53	105	1-1	0-0	1-0	-		
Navarro	10	48	50	98	0-0	0-0	1-1	-		
Robertson	11	56	33	89	2-3	1-3	0-3	-		



1990 (4-6-1, 2-4-1 BIG EIGHT, T4TH)

Date	Team	Result	Att.	AP	FD	Rushing			Passing			Total Off.		
						Att	Yds	TD	A-C-I	Yds	TD	Plays	Yds	
S8	Iowa State	W, 35-6	45, 647	-	35	64	322	5	18-13-0	189	0	82	511	
	NORTHERN IOWA			-	10	23	57	0	26-16-0	147	0	49	204	
S15	Iowa State	L, 16-20	37,108	-	24	48	220	1	30-18-1	270	0	78	490	
	at Minnesota			-	18	38	110	1	32-21-0	226	1	70	336	
S22	Iowa State	L, 35-45	70,389	-	22	47	154	2	32-20-0	235	2	79	389	
	at Iowa			-	21	55	280	5	17-10-0	101	1	72	381	
S29	Iowa State	W, 34-20	44,589	-	20	48	207	4	26-16-0	246	0	74	453	
	WESTERN MICHIGAN			-	22	34	146	1	39-19-0	265	2	73	411	
O6	Iowa State	T, 34-34	44,726	-	26	44	150	3	32-19-1	257	1	76	407	
	KANSAS*			-	26	55	315	3	20-12-0	158	1	75	473	
O13	Iowa State	L, 12-28	51,861	-	14	37	82	0	21-13-0	137	1	58	219	
	at Colorado*			-	14	25	58	362	2	18-10-0	122	2	76	484
O20	Iowa State	W, 33-31	69,112	-	19	53	230	3	18-6-1	125	1	71	355	
	at Oklahoma*			-	16	23	55	280	3	19-10-1	113	0	74	393
O27	Iowa State	L, 13-45	54,475	-	13	39	126	0	18-8-1	191	1	57	317	
	NEBRASKA*			-	4	25	70	557	4	4-4-0	67	2	74	624
N3	Iowa State	L, 14-28	15,246	-	18	62	194	2	19-5-2	94	0	81	288	
	at Kansas State*			-	14	38	124	2	18-11-1	147	2	56	271	
N10	Iowa State	W, 27-25	40,065	-	21	39	143	1	25-17-0	187	1	64	330	
	MISSOURI*			-	16	41	138	0	32-22-1	279	3	73	417	
N17	Iowa State	L, 17-25	36,125	-	24	43	169	1	34-20-1	225	1	77	394	
	OKLAHOMA STATE*			-	21	56	386	2	12-3-0	40	0	68	426	

Head Coach: Jim Walden **Captains:** Blaise Bryant, Jeff Shudak, Marcus Robertson, Jim Doran
Offense - SE Chris Spencer, ST Doug Skartvedt, SG Chris Mussman, C George Tsiotsias, WG Scott Armbrust, WT Gene Williams, TE Craig Mahoney, QB Chris Petersen, FL John Glotfelty, FB Sundiata Patterson, RB Blaise Bryant
Defense - L Matt Rehberg, LT Travis Block, RT Matt Grubb, RE Mark Dunn, SLB Larry Ratigan, MLB Dan Milner, WLB Jim Doran, RCB Shawn Walker, LCB Marcus Robertson, SS Jeff Bauer, FS Mark DouBrava
Specialists - P Jon Schnoor, K Jeff Shudak, HO Jon Schnoor, DSP Dan Milner, DSW Dave Ward, KR Lamont Hill

BY QUARTERS	1	2	3	4	OT	Total
Iowa State	39	99	66	66	-	270
Opponents	50	93	108	56	-	307
TEAM STATISTICS	Iowa State	Opponents				
FIRST DOWNS	236	221				
Rushing	125	165				
Passing	100	74				
Penalty	11	9				
RUSHING YARDAGE	1997	2775				
Yards Gained	2336	2957				
Yards Lost	339	202				
Rushing Attempts	524	523				
Average Per Rush	3.8	5.3				
Average Per Game	181.5	250.5				
Rushing TD	22	23				
PASSING YARDAGE	2156	1665				
Attempts	273	237				
Completions	155	138				
Interceptions	7	3				
Average Per Attempt	7.9	7.0				
Average Per Comp.	13.9	12.1				
Average Per Game	196.0	151.4				
Passing TD	8	14				
TOTAL OFFENSE	4153	4420				
Total Plays	797	760				
Average Per Play	5.3	5.8				
Average Per Game	377.8	401.8				
KICKOFF RETURNS	38-665	29-460				
Average	17.5	15.9				
PUNT RETURNS	20-160	12-49				
Average	8.0	4.1				
INTERCEPTION RETURNS	3-38	7-95				
Average	12.7	13.6				
FUMBLES-LOST	27-16	27-14				
PENALTIES-YARDS	50-353	48-384				
Average Per Game	32.1	34.9				
PUNTS-YARDS	37-1475	45-1747				
Average Per Punt	39.9	38.8				
THIRD DOWN CONV.	72/135	59/150				
Conversion Rate	53%	39%				
TOUCHDOWNS	31	38				
Rushing	22	23				
Passing	8	14				
Return	0	0				
PAT Kicks	27-28	33-35				
2-point Attempts	0-3	2-4				
Field Goals	19-27	14-18				
Safeties	0	0				
TIME OF POSSESSION	-	-				
TOTAL POINTS	270	307				
AVERAGE PER GAME	24.5	27.9				

RUSHING									
Player	G	Att	Gain	Loss	Net	Avg.	TD	Lg	Gm
B. Bryant	9	187	800	47	753	4.0	12	71	83.7
C. Petersen	9	130	678	108	570	4.4	3	26	63.3
S. Williams	8	92	339	30	309	3.4	3	30	38.6
S. Patterson	9	49	229	4	225	4.5	1	34	25.0
J. Williams	4	19	153	16	137	7.2	0	43	34.3
B. Utter	7	30	101	56	45	1.5	1	16	6.4
H. Warmack	1	4	19	0	19	4.8	0	13	19.0
J. Jordan	4	5	16	0	16	3.2	0	5	4.0
J. Schnoor	1	0	6	-6	-6	0.0	0	-6	-6.0
M. Seiler	2	4	17	-16	-4	0.0	0	-1	-8.0
B. Hughes	1	0	31	-31	-31.0	0	0	-31	-31.0
PASSING									
Player	G	Att	Comp	Int	Pct.	Yds	TD	Lg	Gm
C. Petersen	9	206	114	7	55.3	1601	6	64	177.9
B. Utter	6	64	39	0	60.9	511	2	43	85.2
M. Seiler	2	3	2	0	66.7	44	0	23	22.0
RECEIVING									
Player	G	Rec	Yds	Avg.	TD	Lg	Gm		
C. Spencer	11	31	485	15.6	0	47	44.1		
J. Glotfelty	11	30	455	15.2	4	42	41.1		
B. Bryant	9	18	210	11.7	1	40	23.3		
T. Moore	11	15	254	16.9	0	33	23.1		
S. Patterson	9	15	132	8.8	1	34	14.7		
C. Mahoney	9	14	179	12.8	0	42	19.9		
S. Williams	5	14	163	11.6	0	39	32.6		
H. Warmack	4	7	127	18.1	1	30	31.8		
P. Schulte	7	7	46	6.6	0	5	6.8		
B. Hughes	3	3	89	29.7	1	64	30.0		
J. Williams	3	1	16	16.0	0	16	5.3		
SCORING									
Player	TD	FG	Kick	Rush	Pass	DXP	Saf	Pts	
J. Shudak	0	19-27	27-27	0-0	0-0	0	0	84	
B. Bryant	13	0-0	0-0	0-0	0-0	0	0	78	
S. Patterson	4	0-0	0-0	0-0	0-0	0	0	24	
J. Glotfelty	4	0-0	0-0	0-0	0-0	0	0	24	
S. Williams	3	0-0	0-0	0-0	0-0	0	0	18	
C. Petersen	3	0-0	0-0	0-1	0-1	0	0	18	
G. Petersen	1	0-0	0-0	0-0	0-0	0	0	6	
H. Warmack	1	0-0	0-0	0-0	0-0	0	0	6	
B. Hughes	1	0-0	0-0	0-0	0-1	0	0	6	
B. Utter	1	0-0	0-0	0-0	0-0	0	0	6	

FIELD GOALS									
Player	18-29	30-39	40-49	50+	Total	Lg	Bk		
J. Shudak	7-9	6-6	4-8	2-4	19-27	53	-		
PUNTING									
Player	No	Yds	Avg.	Lg	TB	FC	120	Bk	
J. Schnoor	36	1475	41.0	69	-	-	-	1	
PUNT RETURNS									
Player	No	Yds	Avg.	TD	Lg				
M. Robertson	11	63	5.7	0	11				
L. Hill	5	59	5.0	0	27				
J. Williams	4	38	9.5	0	13				
KICKOFF RETURNS									
Player	No	Yds	Avg.	TD	Lg				
L. Hill	21	396	18.9	0	40				
J. Williams	12	184	15.3	0	33				
H. Warmack	3	72	24.0	0	32				
S. Patterson	1	12	12.0	0	12				
M. Rouse	1	1	1.0	0	1				
INTERCEPTIONS									
Player	No	Yds	Avg.	TD	Lg				
S. Walker	1	25	25.0	0	25				
M. DouBrava	1	17	17.0	0	17				
M. Robertson	1	-4	-4.0	0	-4				
TOTAL OFFENSE LEADERS									
Player	G	Plays	Rush	Pass	Tot	Avg.			
C. Petersen	9	130	570	1601	2171	241.2			
B. Utter	6	20	45	511	556	92.7			
M. Seiler	2	4	-16	44	28	14.0			
ALL PURPOSE LEADERS									
Player	G	Rush	Rec	PR	KR	IR	Tot	Avg.	
Bryant	-	753	210	0	0	0	963	-	
C. Petersen	-	570	0	0	0	0	570	-	
Spencer	-	0	485	0	0	0	485	-	
DEFENSIVE LEADERS									
Player	G	Solo	Asst	Tot	TFL	Sack	FR	FF	
DouBrava	11	59	63	122	2-11	0-0	0	-	
Milner	11	63	47	110	2-17	0-0	0	-	
L. Ratigan	11	43	45	88	4-6	-2	0	-	



1991 (3-7-1, 1-5-1 BIG EIGHT, 6TH)

Date	Team	Result	Att.	AP	Rushing				Passing			Total Off.	
					Att	Yds	TD	A-C-I	Yds	TD	Plays	Yds	
S7	Iowa State	W, 42-13	41,680	-	22	47	270	6	15-10-0	168	0	62	438
			EASTERN ILLINOIS										
S14	Iowa State	L, 10-29	54,469	-	13	40	107	0	15-7-1	56	1	55	163
			IOWA										
S21	Iowa State	L, 6-7	50,710	-	19	41	164	0	24-11-2	165	0	65	329
			at Wisconsin										
S28	Iowa State	W, 28-27	33,900	-	23	39	156	2	36-19-2	230	1	75	386
			at Rice										
O5	Iowa State	L, 8-29	42,950	-	18	43	88	0	27-15-2	165	0	70	253
			OKLAHOMA*										
O19	Iowa State	L, 0-41	37,000	-	14	46	73	0	23-8-2	81	0	69	154
			at Kansas*										
O26	Iowa State	T, 6-6	41,528	-	10	42	108	0	18-6-1	105	0	68	299
			OKLAHOMA STATE*										
N2	Iowa State	W, 23-22	27,872	-	16	61	299	2	5-1-1	6	0	66	305
			at Missouri*										
N9	Iowa State	L, 7-37	37,052	-	12	47	124	0	14-8-1	152	1	91	276
			KANSAS STATE*										
N16	Iowa State	L, 13-38	76,078	-	17	51	174	2	11-9-0	93	0	62	267
			at Nebraska*										
N23	Iowa State	L, 14-17	36,256	-	18	59	176	2	15-9-0	95	0	56	271
			COLORADO*										

Head Coach: Jim Walden **Captains:** Chris Pedersen, Paul Schulte, Larry Ratigan, Matt Rehberg

Offense - SE Chris Spencer, ST Todd McClish, SG Tony Booth, C Scott Armbrust, WG Lawrence Roberts, WT Lance Keller, TE Paul Schulte, QB Chris Pedersen, FL Brandon Hughes, SFB Sundiata Patterson, TB Lamont Hill, RT Travis Block

Defense - LE Dan Watkins, RE Matt Grubb, SB Larry Ratigan, MLB Dan Milner, WLB Matt Nitchie, RCB Shawn Wlaker, LCB Andrew Buggs, SS Kevin Fulton, FS Mark Doubrava, LT Matt Rehberg

Specialists - P Jon Schnoor, K Ty Stewart, HO Jon Schnoor, DSP Dan Milner, DSX Dave Ward, KR Lamont Hill

BY QUARTERS	1	2	3	4	OT	Total	RUSHING										FIELD GOALS									
Player	G	Att	Gain	Loss	Net	Avg.	TD	Lg	Yds	TD	Gm	Player														
Iowa State	47	39	29	42	-	266	S. Patterson	11	100	471	4	467	4.7	5	55	42.5	Player									
Opponents	50	94	53	69	-	266	K. Caldwell	9	156	594	166	428	2.7	3	28	42.6	18-29 30-39 40-49 50+ Total Lg Blk									
							J. Knott										T. Stewart 3-3 3-5 4-5 0-2 12-17 43 -									
							C. Pedersen										PUNTING									
							S. Williams										Player No Yds Avg. Lg TB FC 120 Blk									
							L. Hill										J. Schnoor 59 2324 39.4 61 - - - - 0									
							B. Utter										PUNT RETURNS									
							M. Seiler										Player No Yds Avg. TD Lg									
							B. Hughes										L. Hill 2 37 18.5 0 19									
							T. Yohe										J. McMillion 17 251 14.8 0 55									
							J. Schnoor										M. Doubrava 1 11 11.0 0 11									
							P. Schulte										KICKOFF RETURNS									
							K. Caldwell										Player No Yds Avg. TD Lg									
							B. Utter										L. Ridley 8 129 16.1 0 32									
							L. Hill										M. Harvey 19 294 15.5 0 30									
							M. Seiler										B. Hughes 7 104 14.9 0 39									
							L. Hill										J. Knott 1 0 0.0 0 0									
							J. Schnoor										B. Hughes 7 104 14.9 0 39									
							S. Williams										S. Williams 1 15 15.0 0 15									
							J. McMillion										J. McMillion 3 36 12.0 0 23									
							RECEIVING										INTERCEPTIONS									
							Player G Rec Yds Avg. TD Lg Gm										Player No Yds Avg. TD Lg									
							C. Pedersen										M. Nitchie									
							K. Caldwell										A. Buggs									
							B. Utter										M. Doubrava									
							M. Seiler										K. Fulton									
							L. Hill										M. Goodwin									
							J. Schnoor										W. Harding									
							S. Williams										L. Ridley									
							B. Hughes										TOTAL OFFENSE LEADERS									
							K. Caldwell										Player G Plays Rush Pass Tot. Avg.									
							S. Williams										C. Pedersen 6 66 184 598 782 130.3									
							L. Hill										K. Caldwell 9 156 428 416 844 93.8									
							J. Knott										ALL PURPOSE LEADERS									
							S. English										Player G Rush Rec PR KR IR Tot. Avg.									
							B. Caldwell										L. Hill 11 62 316 37 294 0 709 -									
							S. Williams										Patterson 11 467 83 0 0 0 550 -									
							L. Hill										Caldwell 11 428 31 0 0 0 459 -									
							M. Seiler										DEFENSIVE LEADERS									
							T. Stewart										Player G Solo Ast Tot. TFL Sack FRFF									
							B. Utter										D. Milner 11 72 48 120 5-10 0 0 0									
							J. Knott										M. Goodwin 11 51 34 85 3-3 1-7 0 1									
							K. Caldwell										M. Rehberg 11 48 24 72 4-9 2-9 0 0									
							B. Hughes																			



1992 (4-7, 2-5 BIG EIGHT, T6TH)

Date	Team	Result	Att.	AP	FD	Rushing			Passing			Total Off.		
						Yds	TD	A-C-I	Yds	TD	Plays	Yds		
S5	Iowa State OHIO	W, 35-9	32,127	-	20	55	284	4	10-7-0	151	1	65	435	
S12	Iowa State at Iowa	L, 7-21	70,397	-	14	42	160	1	26-8-1	106	0	68	266	
S19	Iowa State TULANE	W, 38-14	38,913	-	15	48	188	3	18-9-0	72	0	74	447	
S26	Iowa State NORTHERN IOWA	L, 10-27	40,646	-	13	37	59	1	45-27-3	212	2	82	282	
O3	Iowa State at Oklahoma*	L, 3-17	65,622	-	10	50	133	1	18-9-0	161	0	68	294	
O17	Iowa State KANSAS*	L, 47-50	38,331	-	25	31	53	275	2	27-16-0	239	4	80	514
O24	Iowa State at Oklahoma State*	L, 21-27	31,880	-	20	54	140	2	29-15-3	148	0	83	288	
O31	Iowa State MISSOURI*	W, 28-14	33,465	-	19	58	254	2	28-13-0	219	2	66	340	
N5	Iowa State at Kansas State*	L, 13-22	23,815	-	15	55	161	1	11-4-1	78	1	69	332	
N14	Iowa State NEBRASKA*	W, 19-10	42,008	-	16	46	201	3	51-29-1	307	1	72	347	
N21	Iowa State at Colorado*	L, 10-31	37,382	-	15	50	205	0	17-7-3	134	1	72	295	
				-	16	46	201	3	10-6-0	40	0	56	241	
				-	7	13	39	192	0	12-3-0	54	1	51	246
				-	15	50	205	0	13-8-1	107	1	63	312	
				-	11	19	37	112	1	31-20-2	279	3	68	391

Head Coach: Jim Walden **Captains:** Malcolm Goodwin, Todd McClish, Chris Spencer, Dan Watkins
QB: SE Mike Horacek, LT Tim Kohn, LG Doug Ragaller, C Tony Booth, RG Jim Thompson, RT Brian Wilkinson, TE Dan Dostch, QB Todd Doxzon, FB Jim Knott, HB Calvin Branch, HB Geoff Turner
Defense - LT Nick Clausen, NG Troy Peterson, RT Anthony Scott, OLB Marcus Allen, ILB Tim Sanders, ILB Matt Nitchie, OLB Marc Lillibridge, LCB Russell Johnson, RCB Jason Brown, SS Cedric Linwood, FS Matt Straight
Specialists - P Marc Harris, K Ty Stewart, HO Matt Straight, PR Mike Horacek, KR Geoff Turner

BY QUARTERS	1	2	3	4	OT	Total
Iowa State	37	85	61	48	-	231
Opponents	73	69	59	41	-	242

TEAM STATISTICS	Iowa State	Opponents
FIRST DOWNS	186	209
Rushing	119	87
Passing	52	105
Penalty	15	17
RUSHING YARDAGE	2262	1637
Yards Gained	2551	1899
Yards Lost	289	262
Rushing Attempts	568	438
Average Per Rush	4.0	3.7
Average Per Game	205.6	148.8
Rushing TD	19	11
PASSING YARDAGE	1222	2168
Attempts	163	299
Completions	88	166
Interceptions	14	9
Average Per Attempt	7.5	7.3
Average Per Comp.	13.9	13.1
Average Per Game	111.1	197.1
Passing TD	5	17
TOTAL OFFENSE	3484	3805
Total Plays	731	737
Average Per Play	4.8	5.2
Average Per Game	316.7	345.9
KICKOFF RETURNS	23-444	32-540
Average	19.3	16.9
PUNT RETURNS	28-497	26-129
Average	17.8	5.0
INTERCEPTION RETURNS	9-177	14-110
Average	19.7	7.9
FUMBLES-LOST	36-19	21-14
PENALTIES-YARDS	58-494	75-699
Average Per Game	44.9	63.5
PUNTS-YARDS	56-2216	56-2208
Average Per Punt	39.6	39.4
THIRD DOWN CONV.	60/163	58/152
Conversion Rate	36.8%	38.2%
TOUCHDOWNS	29	30
Rushing	19	11
Passing	5	17
Return	3	0
PAT Kicks	27-27	25-27
2-point Attempts	0-2	2-4
Field Goals	10-16	11-15
Safeties	0	0
TOTAL POINTS	231	242
AVERAGE PER GAME	21.0	22.0

RUSHING	G	Att	Gain	Loss	Net	Avg.	TD	Lg	Gm
Ulrich	10	103	481	7	474	4.6	3	35	47.4
Patterson	10	85	397	11	386	4.5	1	64	38.6
Seller	7	74	327	58	269	3.6	0	78	38.4
McMillion	9	35	219	4	215	6.1	2	62	23.9
Williams	10	52	227	13	214	4.1	4	24	21.4
Garris	6	34	194	2	192	5.6	0	17	32.0
Utter	7	89	315	154	161	1.8	3	27	23.0
J.Knott	11	25	141	7	134	5.4	1	46	12.2
D.Smith	6	26	116	27	89	2.5	3	22	14.8
Hill	8	19	67	5	62	3.3	0	17	7.8
Branch	4	12	30	1	29	2.4	1	6	7.3
Thompson	4	1	25	0	25	2.5	1	25	6.3
Provenza	1	1	11	0	11	11	0	11	11.0
Roberts	1	1	1	0	1	1.0	0	1	1.0
Norris	1	1	0	0	0	0.0	0	0	0.0

PASSING	G	Att	Comp	Int	Pct.	Yds	TD	Lg	Gm
Ulrich	7	86	50	5	58.1	712	2	83	101.7
Smith	6	38	14	8	36.8	224	1	43	37.3
Seller	7	39	24	1	61.5	286	2	37	40.9

RECEIVING	Player	G	Rec	Yds	Avg.	TD	Lg
Spencer	11	26	437	16.8	2	45	
Knott	11	11	164	14.9	1	37	
Patteson	10	9	54	6.0	0	13	
Hughes	10	7	138	19.7	4	27	
McMillion	9	7	102	14.6	0	41	
Ulrich	10	7	38	5.4	0	13	
Brooks	10	6	75	12.5	0	21	
Rouse	10	5	57	11.4	0	16	
Garris	6	4	17	4.3	0	11	
Hill	8	3	94	31.3	0	83	
Dostal	10	2	49	24.5	0	29	
Williams	10	1	-3	-3.0	0	-3	

SCORING	Player	TD	FG	Kick	Rush	Pass	DXP	Saf	Pts
T.Stewart	0	10-16	27-27	0-0	0-0	0	0	0	57
McMillion	5	0-0	0-0	0-0	0-0	0	0	30	
Williams	4	0-0	0-0	0-0	0-0	0	0	24	
Utter	3	0-0	0-0	0-0	0-0	0	0	18	
Smith	3	0-0	0-0	0-0	0-0	0	0	18	
Ulrich	3	0-0	0-0	1-2	0-0	0	0	18	
Knott	2	0-0	0-0	0-0	0-0	0	0	12	
Spencer	2	0-0	0-0	0-0	0-0	0	0	12	
Branch	1	0-0	0-0	1-1	0-0	0	0	6	
Hill	1	0-0	0-0	0-0	0-0	0	0	6	
Bugs	1	0-0	0-0	0-0	0-0	0	0	6	
Thompson	1	0-0	0-0	0-0	0-0	0	0	6	
Patterson	1	0-0	0-0	0-0	0-0	0	0	6	
Hughes	1	0-0	0-0	0-0	0-0	0	0	6	
Fulton	1	0-0	0-0	0-0	0-0	0	0	6	

FIELD GOALS	Player	18-29	30-39	40-49	50+	Total	Lg	Blk
Stewart	3-5	5-8	2-2	0-1	10-16	48	-	-

PUNTING	Player	No	Yds	Avg	Lg	TB	FC	20	Blk
Schnoor	54	2216	41.0	65	-	-	-	0	
Team	2	0	0.0	0	-	-	-	2	

PUNT RETURNS	Player	No	Yds	Avg	TD	Lg
McMillion	23	435	18.9	3	91	
J.Brooks	5	62	12.4	0	19	

KICKOFF RETURNS	Player	No	Yds	Avg	TD	Lg
J.Brooks	22	422	19.2	0	91	
L.Ervin	1	22	22.0	0	22	

INTERCEPTIONS	Player	No	Yds	Avg	TD	Lg
MT Goodwin	3	88	28.7	0	49	
Bugs	2	40	20.0	1	34	
Walker	2	0	0.0	0	0	
Ridley	1	30	30.0	0	30	
Lazard	1	21	21.0	0	21	

TOTAL OFFENSE LEADERS	Player	G	Plays	Rush	Pass	Tot	Avg
B.Utter	7	175	161	712	873	1247	124.7

ALL PURPOSE LEADERS	Player	G	Rush	Rec	PR	KR	IR	Tot	Avg
McMillion	9	102	215	435	0	0	752	-	-
Brooks	-	0	422	62	0	484	-	-	-

DEFENSIVE LEADERS	Player	G	Solo	Ast	Tot	TFL	Sack	FR	FF
MLGoodwin	11	98	64	162	16-44	1-5	1-5	1-5	
Milner	11	57	40	97	3-3	0-0	1-3	3	
DouBrava	11	60	34	94	0-0	0-0	1-0	1	



1993 (3-8, 2-5 BIG EIGHT, T7TH)

Date	Team	Result	Att.	AP	FD	Rushing			Passing			Total Off.	
						Att	Yds	TD	A-C-I	Yds	TD	Plays	Yds
S2	Iowa State	W, 54-10	35,706	-	19	54	337	3	9-7-0	206	3	63	543
NORTHERN ILLINOIS													
S11	Iowa State	L, 28-31	53,317	-	14	47	176	4	9-4-1	35	0	56	211
IOWA													
S18	Iowa State	L, 7-28	77,745	-	11	39	137	1	15-9-1	88	0	54	225
at Wisconsin													
S25	Iowa State	L, 21-49	18,600	-	19	44	211	2	22-10-1	140	1	66	351
at Rice													
O2	Iowa State	L, 7-24	37,281	-	15	43	214	1	13-9-0	121	0	53	335
OKLAHOMA*													
O16	Iowa State	L, 20-35	28,500	-	15	47	234	1	9-4-2	127	2	56	361
at Kansas*													
O23	Iowa State	W, 20-17	31,761	-	17	53	205	1	14-6-1	66	1	67	271
OKLAHOMA STATE*													
O30	Iowa State	L, 34-37	30,294	-	26	73	293	3	16-10-2	98	0	89	391
at Missouri*													
N6	Iowa State	W, 27-23	31,441	-	19	55	222	3	14-8-2	137	0	69	359
KANSAS STATE*													
N13	Iowa State	L, 17-49	75,513	-	15	54	261	1	8-5-0	58	1	62	319
at Nebraska*													
N20	Iowa State	L, 16-21	23,797	-	21	66	377	2	9-5-0	34	0	75	411
COLORADO*													

Head Coach: Jim Walden **Captains:** Lamont Hill, Kevin Lazard, Todd Miller, Doug Skartved

Defense - SE Lamont Hill, LT Doug Skartved, LG Jim Thompson, C Tony Booth, RG Mark Konopka, RT Brian Wilkinson,

TE Dan Dostal, QB Bob Utter, FB Chris Ulrich, HB Jim Knott, HB Calvin Branch

Defense - L- Todd Miller, LT Sheldon Napastuk, RT Troy Peterson, RE Anthony Scott, SLB Matt Nitchie, MLB Jeff Cole,

WLB Marcus Allen, RCB Kevin Lazard, LCB Weylan Harding, SS Kevin Fulton, FS Cedric Linwood

Specialists - P Marc Harris, K Ty Stewart, HO Matt Straight, S Dale Rowley, PR James McMillion, KR James Brooks

BY QUARTERS	1	2	3	4	OT	Total
Iowa State	32	61	55	103	-	251
Opponents	84	106	55	79	-	324
TEAM STATISTICS						
Iowa State	Iowa State			Opponents		
FIRST DOWNS	191					238
Rushing	138					139
Passing	45					86
Penalty	8					13
RUSHING YARDAGE	2667					2475
Yards Gained	2884					2731
Yards Lost	217					256
Rushing Attempts	576					508
Average Per Rush	4.6					4.9
Average Per Game	242.5					225.0
Rushing TD	22					34
PASSING YARDAGE	1110					1786
Attempts	138					233
Completions	77					143
Interceptions	10					6
Average Per Attempt	8.0					7.7
Average Per Comp.	12.0					12.8
Average Per Game	100.9					162.4
Passing TD	9					8
TOTAL OFFENSE	3777					4261
Total Plays	714					741
Average Per Play	5.3					5.8
Average Per Game	343.4					387.4
KICKOFF RETURNS	36-639					34-514
Average	17.8					15.1
PUNT RETURNS	15-199					11-28
Average	13.3					2.5
INTERCEPTION RETURNS	6-59					10-40
Average	9.8					4.0
FUMBLES-LOST	31-16					16-11
PENALTIES-YARDS	58-501					59-466
Average Per Game	45.5					42.4
PUNTS-YARDS	41-1549					46-1746
Average Per Punt	37.8					38.0
AVG TIME OF POSSESSION	28:28					30:32
THIRD DOWN CONV.	72/135					59/150
Conversion Rate	53%					39%
SACKS-YARDS	15-129					29-174
TOUCHDOWNS	31					44
Rushing	22					34
Passing	8					9
Return	0					0
PAT Kicks	20-23					42-43
2-point Attempts	5-8					0-1
Field Goals	11-15					10-11
Safeties	1					0
TOTAL POINTS	251					324
AVERAGE PER GAME	22.8					29.5

RUSHING	G	Att	Gain	Loss	Net	Avg.	TD	Lg	Gm	
C. Branch	11	84	499	21	478	5.7	2	46	43.5	
B. Utter	10	99	474	91	383	3.9	4	50	38.3	
C. Ulrich	9	79	344	8	336	4.3	1	27	37.3	
T. Doxon	10	82	380	53	327	4.0	3	46	32.7	
Guggenheim	6	60	282	0	282	4.7	4	70	35.3	
J. McMillion	11	39	185	11	174	4.5	1	28	15.8	
J. Knott	11	32	151	3	148	4.6	4	15	13.5	
A. Garris	3	16	126	0	126	7.9	2	48	42.0	
H. Warmack	11	26	119	5	114	4.4	0	21	10.4	
J. Soucie	2	16	97	0	97	6.1	2	27	48.5	
G. Norris	11	20	73	2	71	3.6	1	11	6.5	
R. Duncan	1	1	8	0	8	8.0	0	8	8.0	
M. Horacek	10	1	0	6	-6	-6.0	0	-6	-0.6	
PASSING										
Player	G	Att	Cmp	Int	Pct.	Yds	TD	Lg	Gm	
B. Utter	10	105	60	9	57.1	893	6	77	89.3	
T. Doxon	10	22	11	5	50.0	185	2	63	18.5	
J. St. Clair	3	11	6	0	54.5	32	0	22	10.7	
RECEIVING										
Player	G	Rec	Yds	Avg.	TD	Lg	Gm			
C. Branch	11	16	350	21.9	4	72	31.8			
L. Hill	11	15	195	13.0	0	30	17.7			
M. Horacek	10	10	150	15.0	1	46	13.6			
B. Hughes	10	10	132	13.2	0	28	13.2			
J. McMillion	11	9	28	3.1	1	13	2.5			
R. Guggenheim	8	4	30	7.5	0	14	3.8			
C. Ulrich	9	3	25	8.3	0	10	2.8			
J. Brooks	9	2	139	65.0	2	77	15.4			
J. Knott	11	2	24	12.0	0	13	2.2			
J. Soucie	2	1	16	16.0	0	16	8			
A. Garris	3	1	10	10.0	0	10	3.3			
T. Booth	11	1	8	8.0	0	8	0.7			
G. Norris	11	1	7	7.0	0	7	0.6			
H. Warmack	11	1	4	4.0	0	4	0.4			
D. Dostal	11	1	1	1.0	0	1	0.9			
SCORING										
Player	TD	FG	Kick	Rush	Pass	DXP	Saf	Pts		
T. Stewart	0	11-15	20-22	0-0	0-0	0	0	53		
C. Branch	6	0-0	0-0	0-0	0-0	0	0	38		
B. Utter	4	0-0	0-0	0-0	0-0	0	0	28		
R. Guggenheim	4	0-0	0-0	0-0	0-0	0	0	24		
J. Knott	4	0-0	0-0	0-0	0-0	0	0	24		
T. Doxon	3	0-0	0-0	0-0	0-0	0	0	24		
J. McMillion	2	0-0	0-0	0-0	0-0	0	0	14		
J. Brooks	2	0-0	0-0	0-0	0-0	0	0	12		
A. Garris	2	0-0	0-0	0-0	0-0	0	0	12		
M. Horacek	1	0-0	0-0	0-0	0-0	0	0	6		
K. Fulton	1	0-0	0-0	0-0	0-0	0	0	6		
G. Norris	1	0-0	0-0	0-0	0-0	0	0	6		
C. Ulrich	1	0-0	0-0	0-0	0-0	0	0	6		
M. Lincavage	0	0-0	0-0	0-0	0-0	0	1	2		

FIELD GOALS	Player	18-29	30-39	40-49	50+	Total	Lg	Blk
T. Stewart	1-3	2-2	6-8	2-2	11-15	58	-	-
PUNTING								
Player	No	Yds	Avg.	Lg	TB	FC	20	Bk
M. Harris	20	857	42.9	69	-	-	-	1
G. Rogala	19	668	35.2	49	-	-	-	0
T. Stewart	2	69	34.5	35	-	-	-	0
PUNT RETURNS								
Player	No	Yds	Avg.	TD	Lg			
J. McMillion	13	157	12.1	0	40			
J. Brooks	1	42	42.0	0	42			
M. Sparks	1	0	0.0	0	0			
KICKOFF RETURNS								
Player	No	Yds	Avg.	TD	Lg			
J. Brooks	16	331	20.7	0	60			
J. McMillion	6	103	17.2	0	24			
L. Hill	5	83	16.6	0	28			
I. Moon	3	58	19.3	0	21			
J. Knott	2	39	19.5	0	24			
J. Hall	1	15	15.0	0	15			
M. Lincavage	1	10	10.0	0	10			
R. Johnson	1	0	0.0	0	0			
M. Sparks	1	0	0.0	0	0			
INTERCEPTIONS								
Player	No	Yds	Avg.	TD	Lg			
K. Lazard	2	4	2.0	0	4			
J. Brown	1	4	4.0	0	4			
C. Linwood	1	34	34.0	0	34			
J. Cole	1	15	15.0	0	15			
T. Sanders	1	2	2.0	0	2			
TOTAL OFFENSE LEADERS								
Player	G	Plays	Rush	Pass	Tot	Avg.		
B. Utter	10	204	383	893	1276	127.6		
ALL PURPOSE LEADERS								
Player	G	Rush	CR	PR	KR	IR	Tot	Avg.
C. Branch	11	478	159	0	297	0	2466	224
B. Utter	10	383	639	0	0	0	646	58.7
McMillion	11	174	28	157	103	0	462	42
DEFENSIVE LEADERS								
Player	G	Solo	Ast	Tot	TFL	Sack	FRFF	
J. Cole	11	80	43	123	4-14	1-5	1-1	
K. Fulton	10	63	49	112	3-4	2-17	1-2	
C. Linwood	11	47	58	105	0-0	0.5-9	0-0	



1994 (0-10-1, 0-6-1 BIG EIGHT, T7TH)

Date	Team	Result	Att.	AP	FD	Rushing			Passing			Total Off.	
						Att	Yds	TD	A-C-I	Yds	TD	Plays	Yds
S3	Iowa State	L, 14-28	40,295	-	18	61	179	1	15-7-1	70	0	76	249
	NORTHERN IOWA				21	44	176	2	21-15-0	194	2	65	370
S10	Iowa State	L, 9-37	70,397	-	14	51	165	1	11-6-1	68	0	62	233
	at Iowa				21	49	265	4	17-9-1	118	0	66	383
S17	Iowa State	L, 19-23	32,080	-	18	50	213	3	11-7-1	104	1	61	317
	WESTERN MICHIGAN				23	35	204	1	37-21-0	239	2	72	443
S24	Iowa State	L, 18-28	31,106	-	15	42	181	2	23-9-0	109	0	65	290
	RICE				15	58	373	1	9-4-2	51	2	67	424
O1	Iowa State	L, 6-34	65,821	-	14	41	159	0	15-7-0	72	1	56	231
	at Oklahoma*				21	22	57	334	5	14-1-1	126	0	71
O15	Iowa State	L, 23-41	32,563	-	24	53	221	3	19-10-2	132	0	72	353
	KANSAS*				23	59	332	4	14-7-0	126	1	73	458
O22	Iowa State	T, 31-31	36,310	-	29	53	272	2	26-15-0	229	2	79	501
	at Oklahoma State*				24	47	258	3	19-12-1	173	0	66	431
O29	Iowa State	L, 20-34	31,530	-	28	48	179	2	31-17-2	204	0	68	383
	MISSOURI*				27	40	178	2	31-20-0	320	1	71	498
N5	Iowa State	L, 20-38	38,572	-	22	57	254	1	23-8-1	199	1	80	453
	at Kansas State*				15	27	35	228	0	43-27-1	331	4	78
N12	Iowa State	L, 12-28	45,186	-	11	43	62	0	13-8-0	151	1	56	213
	NEBRASKA*				1	21	56	285	3	18-11-0	193	1	74
N19	Iowa State	L, 20-41	41,293	-	15	48	73	1	19-14-0	170	0	67	243
	at Colorado*				7	25	47	380	5	21-14-0	196	0	68

Head Coach: Jim Walden **Captains:** Tony Booth, Jim Knott, Matt Nitchie, Marc Lillibridge

Offense - SE Mike Horacek, LT Tim Kohn, LG Doug Ragaller, C Tony Booth, RG Jim Thompson, RT Brian Wilkinson, TE Dan Colvin, QB Todd Doxzon, FB Jim Knott, HB Calvin Branch, HB Geoff Turner

Defense - LT Nick Clausen, NG Troy Peterson, RT Anthony Scott, OLB Marcus Allen, LB Tim Sanders, ILB Matt Nitchie, OLB Marc Lillibridge, LCB Russell Johnson, RCB Jason Brown, SS Cedric Linwood, FS Matt Straight

Specialists - P Marc Harris, K Ty Stewart, HO Matt Straight, PR Mike Horacek, KR Geoff Turner

BY QUARTERS					OT		Total	RUSHING								FIELD GOALS									
	1	2	3	4				Player	G	Att	Gain	Loss	Net	Avg.	TD	Lg	Gm	Player	18-29	30-39	40-49	50+	Total	Lg	Blk
Iowa State	42	34	37	79	-	192	363	T.Doxzon	9	148	598	223	375	2.5	4	29	41.7	Stewart	4-4	4-5	3-5	0-6	11-20	49	-
Opponents	82	123	72	86	-	363		Guggenheim11	72	332	2	330	4.6	4	41	30.0	M.Harris	52-2205	42-4	71	-	-	-	1	
TEAM STATISTICS								Iowa State	Opponents																
FIRST DOWNS								208	249																
Rushing								128	142																
Passing								64	93																
Penalty								16	14																
RUSHING YARDAGE								1958	3001																
Yards Gained								2380	3164																
Yards Lost								422	163																
Rushing Attempts								547	527																
Average Per Rush								3.6	5.7																
Average Per Game								178.0	272.8																
Rushing TD								16	30																
PASSING YARDAGE								1508	2067																
Attempts								206	244																
Completions								108	151																
Interceptions								8	6																
Average Per Attempt								7.3	8.5																
Average Per Comp.								14.0	13.7																
Average Per Game								137.1	187.9																
Passing TD								6	14																
TOTAL OFFENSE								3466	5068																
Total Plays								753	771																
Average Per Play								4.6	6.6																
Average Per Game								315.1	460.7																
KICKOFF RETURNS								48-939	28-390																
Average								19.6	13.9																
PUNT RETURNS								16-133	26-115																
Average								8.3	4.4																
INTERCEPTION RETURNS								6-7	8-116																
Average								1.2	14.5																
FUMBLES-LOST								33-14	21-9																
PENALTIES-YARDS								56-481	80-788																
Average Per Game								43.7	71.6																
PUNTS-YARDS								54-2248	39-1468																
Average Per Punt								41.6	37.6																
THIRD DOWN CONV.								46/160	64/144																
Conversion Rate								28.9%	44.4%																
TOUCHDOWNS								23	47																
Rushing								16	30																
Passing								6	14																
Return								1	0																
PAT Kicks								15-18	43-45																
2-point Attempts								2-5	1-2																
Field Goals								11-20	12-17																
Safeties								1	0																
TOTAL POINTS								192	363																
AVERAGE PER GAME								17.5	33.0																
SCORING								[-----PAT-----]																	
Player								TD	FG	Kick	Rush	Pass	DXP	Saf	Pts										
T.Stewart								0	11-20	15-18	0-0	0-0	0	0	0	48									
T.Doxzon								4	0-0	0-0	0-2	0-0	0	0	24										
Guggenheim4								0-0	0-0	0-0	0-0	0-0	0	0	24										
C.Branch								4	0-0	0-0	0-0	0-0	0	0	24										
J.Knott								3	0-0	0-0	0-0	0-0	0	0	18										
J.St.Clair								2	0-0	0-0	1-2	0-0	0	0	14										
A.Garris								2	0-0	0-0	0-0	0-0	0	0	12										
M.Horacek								2	0-0	0-0	0-0	0-0	0	0	12										
G.Norris								1	0-0	0-0	1-1	0-0	0	0	6										
T.Davis								1	0-0	0-0	0-0	0-0	0	0	6										
M.Straight								0	0-0	0-0	0-0	0-0	0	1	2										
PUNT RETURNS								Player	No	Yds	Avg	TD	Lg												
J.Brooks								9	78	8.7	0	26													
M.Horacek								7	55	7.9	0	32													
KICKOFF RETURNS								Player	No	Yds	Avg	TD	Lg												
T.Davis								2	122	61.0	1	99													
J.Arnold								3	65	21.7	37	0													
I.Mhoun								3	61	20.3	23	0													
K.Fulton								1	20	20.0	0	20													
G.Turner								28	546	19.5	40	0													
Guggenheim								1	18	18.0	18	0													
M.Horacek								1	16	16.0	16	0													
P.Rhamey								4	47	11.8	12	0													
T.Williams								1	10	10.0	10	0													
A.Garris								3	30	10.0	13	0													
B.Campbell								1	4	4.0	4	0													
INTERCEPTIONS								Player	No	Yds	Avg	TD	Lg												
R.Johnson								2	0	0.0	0	0													
M.Straight								1	0	0.0	0	0													
K.Fleecs								1	0	0.0	0	0													
M.Cooper								1	0	0.0	0	0													
C.Linwood								1	0	0.0	0	0													
TOTAL OFFENSE LEADERS								Player	G	Plays	Rush	Pass	Tot	Avg.											
T.Doxzon								9	238	375	745	1120	124.4												
J.St.Clair								8	168	87	694	781	97.6												
Guggenheim11								73	330	9	339	30.8													
ALL PURPOSE LEADERS								Player	G	Rush	Rec	PR	KR	IR	Tot	Avg.									
G.Turner								11	15	236	0	546	0	797	72.5										
C.Branch								10	320	370	0	0	0	690	69.0										
Horacek								11	0	368	55	16	0	439	39.9										
DEFENSIVE LEADERS								Player	G	Solo	Asst	Tot	TFL	Sack	FR	FF									
Sanders								11	51	75	126	4-7	0-0	0	3										
Straight								11	48	48	96	2-6	1-8	0	1										
Lillibridge								11	43	45	88	8-20	2-12	0	1										
M.Nitchie								9	38	49	87	2-3	0-0	0	1										



1995 (3-8, 1-6 BIG EIGHT, T7TH)

Date	Team	Result	Att.	AP	FD	Rushing			Passing			Total Off.		
						Att	Yds	TD	A-C-I	Yds	TD	Plays	Yds	
A31	Iowa State OHIO	W, 36-21	32,817	-	17	57	303	4	13-5-0	70	0	70	373	
S9	Iowa State at TCU	L, 10-27	35,185	-	24	44	205	0	34-17-1	161	1	78	366	
S16	Iowa State IOWA	L, 10-27	49,714	-	24	50	270	2	24-14-0	242	0	74	512	
S23	Iowa State UNLV	W, 57-30	37,619	-	16	38	178	1	23-10-1	172	0	61	350	
O7	Iowa State OKLAHOMA*	L, 26-39	45,731	-	21	55	310	4	17-9-0	149	0	72	459	
O14	Iowa State at Kansas*	L, 7-34	43,000	-	19	31	78	1	37-24-1	296	3	68	374	
O21	Iowa State COLORADO*	L, 28-50	34,669	-	12	33	104	2	20-14-1	200	1	53	304	
O28	Iowa State OKLAHOMA STATE*	W, 38-14	34,281	-	14	25	61	301	1	22-12-1	194	2	83	495
N4	Iowa State at Nebraska*	L, 14-73	75,505	-	18	48	151	0	28-11-2	130	1	76	281	
N11	Iowa State KANSAS STATE*	L, 7-49	27,356	-	10	27	49	293	4	33-21-2	190	1	82	483
N18	Iowa State at Missouri*	L, 31-45	33,266	-	22	47	196	3	36-17-1	161	0	83	357	
				-	9	23	49	326	5	23-11-2	173	0	72	499
				-	20	54	251	2	18-11-0	137	3	72	388	
				-	12	41	173	2	21-12-2	89	0	62	262	
				-	15	32	121	1	24-11-2	143	1	56	264	
				-	1	37	68	624	8	21-13-0	152	2	89	776
				-	16	52	180	0	14-5-1	72	1	66	252	
				-	7	17	46	197	3	19-16-0	217	4	65	414
				-	21	32	238	2	21-13-1	154	2	53	392	
				-	30	74	473	4	6-2-1	18	0	80	491	

Head Coach: Dan McCarney **Captains:** Byron Heitz, Mike Horacek, Tim Sanders, Matt Straight

Offense - SE Mike Horacek, LT Tim Kohn, LG Mark Konopka, C Pat Augafa, RG Doug Easley, RT Byron Heitz, TE Dennis DiBiase, QB Todd Doxzon, FL Ed Williams, FB Rodney Guggenheim, TB Troy Davis

Defense - DT Jason Putz, NG Greg Schoon, DE Kevin Flecs, OLB Angelo Provenza, ILB Tim Sanders, ILB Michael Cooper, OLB Rudy Ruffolo, RCB Kevin Hudson, LCB Dawan Anderson, SS Matt Straight, FS Mike Lincavage

Specialists - P Marc Harris, K Jamie Kohl, HO Jeff St. Clair, KR Troy Davis, PR Kevin Wilson

BY QUARTERS						RUSHING						FIELD GOALS												
1	2	3	4	OT	Total	G	Att	Gain	Loss	Net	Avg.	TD	Lg	Gm	Player	18-29	30-39	40-49	50+	Total	Lg	Blk		
Iowa State	48	67	66	83	264	T.Davis	11	345	2079	69	2010	5.8	15	80	182.7	J.Kohl	4-5	3-5	3-7	0-0	10-17	47	0	
Opponents	95	119	90	105	409	G.Norris	10	40	241	8	233	5.8	3	91	23.0	PUNTING								
TEAM STATISTICS						T.Doxzon	7	48	220	100	120	2.5	3	22	17.1	Player	No	Yds	Avg	Lg	TB	FC	20	Blk
FIRST DOWNS						J.Arnold	4	11	90	0	90	8.2	0	31	22.5	M.Harris	52	2153	41.4	69	-	-	-	0
Rushing						J.Guggenheim	11	23	63	0	63	2.7	2	7	5.7	PUNT RETURNS								
Passing						J.Bales	8	3	43	0	43	14.3	0	34	5.4	Player	No	Yds	Avg	TD	Lg			
Penalty						M.Horacek	11	1	16	0	16	16.0	0	16	1.5	K.Wilson	6	74	12.3	0	32			
RUSHING YARDAGE						E.Williams	11	7	0	7	7.0	0	7	0.6	M.Straight	1	12	12.0	0	12				
Yards Gained						Parmetier	9	1	0	1	1.0	0	1	0.1	KICKOFF RETURNS									
Yards Lost						J.St.Clair	1	0	1	-1	-1.0	0	1	-1.0	Player	No	Yds	Avg	TD	Lg				
Rushing Attempts						Bandhauer	6	19	20	76	-56	-2.9	0	15	-0.5	K.Wilson	23	444	19.3	0	48			
Average Per Rush						PASSING						T.Davis	12	297	24.8	0	72							
Average Per Game						Player						P.Rhamy	8	135	16.9	0	30							
Rushing TD						T.Doxzon						J.Arnold	8	193	24.1	0	43							
PASSING YARDAGE						G.Att-Gmp-Int						D.Gibson	1	0	0.0	0	0							
Attempts						Eff.						M.Rysavy	1	5	5.0	0	5							
Completions						Pct.						J.Henry	1	1	1.0	0	1							
Interceptions						Yds						G.Norris	1	6	6.0	0	6							
Average Per Attempt						TD						J.Bales	1	14	14.0	0	14							
Average Per Comp.						Lg						INTERCEPTIONS												
Average Per Game						Gm						Player	No	Yds	Avg	TD	Lg							
Passing TD						Gm						M.Straight	3	34	11.3	0	20							
TOTAL OFFENSE						Gm						M.Lincavage	2	25	12.5	0	25							
Total Plays						Gm						D.Anderson	1	2	2.0	0	8							
Average Per Play						Gm						K.King	1	18	18.0	0	18							
Average Per Game						Gm						J.Putz	1	0	0.0	0	0							
KICKOFF RETURNS						Gm						TOTAL OFFENSE LEADERS												
Average						Gm						Player	G	Plays	Rush	Pass	Tot	Avg						
PUNT RETURNS						Gm						T.Davis	11	346	20.0	0	2017	18.2						
Average						Gm						T.Doxzon	7	148	120	730	850	121.4						
PUNT RETURNS						Gm						Bandhauer	6	19	-56	501	445	74.2						
Average						Gm						ALL PURPOSE LEADERS												
INTERCEPTION RETURNS						Gm						Player	G	Rush	Rec	PR	KR	IR	Tot	Avg				
Average						Gm						T.Davis	11	2010	159	0	297	0	2466	224				
FUMBLES-LOST						Gm						E.Williams	11	7	639	0	0	0	646	58.7				
PENALTIES-YARDS						Gm						K.Wilson	11	0	0	74	444	0	518	47.1				
Average Per Game						Gm						DEFENSIVE LEADERS												
PUNTS-YARDS						Gm						Player	G	Solo	Ast	Tot	TFL	Sack	FRFF					
Average Per Punt						Gm						M.Straight	11	74	43	117	4-8	0-0	0	1				
AVG TIME OF POSSESSION						Gm						Lincavage	11	62	47	109	0-0	0-0	0	3				
THIRD DOWN CONV.						Gm						M.Cooper	11	67	41	108	2-5	2-15	2	1				
Conversion Rate						Gm						J.Putz	11	53	51	104	4-5	3-15	0	1				
FOURTH DOWN CONV.						Gm																		
Conversion Rate						Gm																		
SACKS-YARDS						Gm																		
TOUCHDOWNS						Gm																		
Rushing						Gm																		
Passing						Gm																		
Return						Gm																		
PAT Kicks						Gm																		
2-point Attempts						Gm																		
Field Goals						Gm																		
Safeties						Gm																		
TOTAL POINTS						Gm																		
AVERAGE PER GAME						Gm																		



1996 (2-9, 1-7 BIG 12, 6TH NORTH)

Date	Team	Result	Att.	AP	FD	Rushing			Passing			Total Off.	
						Att	Yds	TD	A-C-I	Yds	TD	Plays	Yds
S7	Iowa State	L, 38-41	44,511	-	24	50	249	3	22-17-1	225	1	72	474
	WYOMING	OT		-	32	30	98	1	52-36-2	386	4	82	484
S14	Iowa State	L, 13-38	70,397	-	14	39	165	1	27-12-1	125	1	66	290
	at Iowa			21	25	42	301	4	30-20-1	235	1	72	536
S21	Iowa State	W, 42-23	40,122	-	25	60	324	5	14-10-1	154	1	74	478
	NORTHERN IOWA			-	22	38	119	1	34-20-1	268	2	72	387
S28	Iowa State	W, 45-31	44,941	-	24	51	407	4	15-8-1	59	2	66	466
	MISSOURI*			-	27	47	289	3	22-13-1	170	1	69	459
O12	Iowa State	L, 21-24	44,950	-	17	50	149	2	24-13-0	191	1	74	340
	TEXAS A&M*			-	13	39	194	1	19-9-1	129	1	58	323
O19	Iowa State	L, 27-28	40,000	-	18	49	288	2	10-6-0	59	1	59	347
	at Oklahoma State*			-	27	50	363	4	21-14-0	179	0	71	542
O26	Iowa State	L, 21-49	35,114	-	19	41	213	1	36-17-2	207	2	77	420
	at Baylor*			-	26	53	397	4	27-16-1	227	3	80	624
N2	Iowa State	L, 31-34	37,850	-	17	39	172	2	21-10-1	173	0	60	345
	KANSAS*			-	27	56	292	4	22-14-1	204	1	78	496
N9	Iowa State	L, 42-49	49,662	-	23	48	252	3	27-16-2	153	2	75	405
	at Colorado*			7	31	36	190	2	47-27-1	401	5	83	591
N16	Iowa State	L, 14-49	47,850	-	17	38	138	0	21-9-2	100	2	59	238
	NEBRASKA*			5	30	69	388	5	17-8-0	103	2	86	491
N23	Iowa State	L, 20-35	43,174	-	20	59	258	2	22-9-0	65	0	81	323
	at Kansas State*			14	22	43	255	3	21-15-0	136	2	64	391

Head Coach: Dan McCarney **Captains:** Troy Davis, Todd Doxzon, Doug Easley, Tim Kohn, Mike Lincavage, Greg Schoon
Offense - SE Ed Williams, LT Tim Kohn, LG Matt Rahfaldt, C Pat Augafa, RG Doug Easley, RT Kurt Levetzow, TE Dennis DiBiase, QB Todd Doxzon, FL Tyrone Watley, FB Joe Parmentier, TB Troy Davis

Defense - LE Rudy Ruffolo, LT Greg Schoon, RT Bill Marsau, RE Chin Achebe, LB Michael Cooper, LB Dave Brcka, LB Derrick Clark, RCB Dawan Anderson, LCB Kevin Hudson, SS Tracy Williams, FS Mike Lincavage

Specialists - P Marc Harris, K Jamie Kohl, HO Jeff St. Clair, DS Cory Kluever, PR Darren Davis, KR Kevin Wilson

BY QUARTERS	1	2	3	4	OT	Total
Iowa State	56	97	79	82	0	314
Opponents	94	103	107	94	3	401
TEAM STATISTICS	Iowa State		Opponents			
FIRST DOWNS	218		282			
Rushing	128		154			
Passing	72		115			
Penalty	18		13			
RUSHING YARDAGE	2615		2882			
Yards Gained	2893		3043			
Yards Lost	278		161			
Rushing Attempts	524		503			
Average Per Rush	5.1		5.7			
Average Per Game	237.7		262.0			
Rushing TD	25		32			
PASSING YARDAGE	1511		2437			
Attempts	239		239			
Completions	127		192			
Interceptions	11		9			
Average Per Attempt	6.3		10.2			
Average Per Comp.	11.9		12.7			
Average Per Game	137.4		221.5			
Passing TD	13		22			
TOTAL OFFENSE	4126		5319			
Total Plays	763		815			
Average Per Play	5.4		6.5			
Average Per Game	375.1		483.5			
KICKOFF RETURNS	43-905		42-930			
Average	21.0		22.1			
PUNT RETURNS	5-41		17-170			
Average	8.2		10.0			
INTERCEPTION RETURNS	9-154		11-146			
Average	17.1		13.3			
FUMBLES-LOST	11-6		18-11			
PENALTIES-YARDS	67-554		63-499			
Average Per Game	50.4		45.4			
PUNTS-YARDS	51-2310		33-1311			
Average Per Punt	45.3		39.7			
THIRD DOWN CONV.	71/156		70/133			
Conversion Rate	45.5%		52.6%			
TOUCHDOWNS	41		55			
Rushing	25		32			
Passing	13		22			
Return	1		1			
PAT Kicks	33-34		46-50			
2-point Attempts	-2-4		0-1			
Field Goals	9-13		7-9			
Safeties	1		0			
TOTAL POINTS	314		401			
AVERAGE PER GAME	28.5		36.5			

RUSHING												
Player	G	Att	Gain	Loss	Net	Avg.	TD	Lg	Gm			
T. Davis	11	402	2257	72	2185	5.4	21	61	199			
T. Doxzon	11	86	409	186	223	2.6	4	48	185			
D. Davis	11	30	209	5	204	6.8	0	45	204			
Parmentier	9	3	9	0	9	3.0	0	6	10			
D. Green	10	1	9	0	9	9.0	0	9	0.9			
Bandhauer	2	1	0	7	-7.0	0	0	-35				
Team	2	1	0	8	-8.0	0	0	-4.0				
PASSING												
Player	G	Att	Comp	Int	Eff.	Pct.	Yds	TD	Lg	Gm		
Doxzon	11	231	124	9	117.5	53.7	1498	12	59	143.3		
Bandhauer	2	7	-3	1	77.03	42.9	13	1	8	6.5		
Williams	10	1	0	1	-.000	0.0	0	0	0	0.0		
RECEIVING												
Player	G	Rec	Yds	Avg.	TD	Lg	Gm					
E. Williams	10	34	491	14.4	3	59	52.6					
T. Watley	11	27	419	15.5	4	45	41.0					
D. Green	11	22	222	10.1	0	23	19.8					
T. Davis	11	13	64	4.9	0	17	6.6					
D. DiBiase	11	11	100	9.1	1	21	9.3					
D. Davis	8	8	117	14.6	1	41	11.7					
J. Parmentier	9	7	74	10.6	3	25	8.2					
J. Grant	7	1	9	9.0	0	9	1.3					
D. Gibson	8	1	7	7.0	1	7	0.9					
T. Radke	5	1	4	4.0	0	4	0.8					
T. Doxzon	10	1	2	2.0	0	2	0.2					
M. Brantley	7	1	2	2.0	0	2	0.3					
SCORING												
Player	TD	FG	-----PAT-----	Kick	Rush	Pass	DXP	Saf	Pts			
T. Davis	21	0-0	0-0	0-1	0-0	0	0	0	126			
J. Kohl	0	9-13	33-34	0-0	0-0	0	0	0	60			
T. Doxzon	4	0-0	0-0	2-3	0-0	0	0	0	28			
T. Watley	4	0-0	0-0	1-3	0	0	0	0	26			
J. Parmentier	3	0-0	0-0	0-0	0-0	0	0	0	18			
E. Williams	3	0-0	0-0	0-0	0-0	0	0	0	18			
D. Anderson	2	0-0	0-0	0-0	0-0	0	0	0	12			
D. Davis	1	0-0	0-0	0-0	0-0	0	0	0	6			
D. DiBiase	1	0-0	0-0	0-0	0-0	0	0	0	6			
T. Williams	1	0-0	0-0	0-0	0-0	0	0	0	6			
D. Gibson	1	0-0	0-0	0-0	0-0	0	0	0	6			
D. Clark	0	0-0	0-0	0-0	0-0	0	0	1	2			

FIELD GOALS												
Player	18-29	30-39	40-49	50+	Total	Lg	Bk					
J. Kohl	2-2	2-3	4-6	0-0	8-12	48	1					
PUNTING												
Player	No	Yds	Avg.	Lg	TB	FC	120	Bk				
M. Harris	47	2149	45.7	75	-	-	-	0				
PUNT RETURNS												
Player	No	Yds	Avg.	TD	Lg							
D. Davis	4	31	7.8	0	17							
K. Wilson	1	10	10.0	0	10							
KICKOFF RETURNS												
Player	No	Yds	Avg.	TD	Lg							
D. Davis	17	418	24.6	0	39							
K. Wilson	10	153	15.3	0	25							
T. Watley	5	107	21.4	0	31							
T. Davis	4	118	29.5	0	48							
D. Gibson	1	7	7.0	0	7							
J. Grant	1	20	20.0	0	20							
INTERCEPTIONS												
Player	No	Yds	Avg.	TD	Lg							
M. Lincavage	3	18	6.0	0	18							
D. Anderson	3	84	28.0	2	30							
T. Williams	2	19	9.5	0	19							
M. Cooper	1	33	33.0	0	33							
TOTAL OFFENSE LEADERS												
Player	G	Yds	Rush	Pass	Tot.	Avg.						
T. Davis	10	354	1960	0	1960	196.0						
T. Doxzon	10	285	223	1433	1656	156.5						
ALL PURPOSE LEADERS												
Player	G	Rush	Rec	PR	KR	IR	Tot.	Avg.				
T. Davis	10	1960	66	0	118	0	2144	214				
D. Davis	10	204	117	31	418	0	770	77.0				
T. Watley	10	0	410	1	107	0	517	51.7				
E. Williams	9	0	473	0	0	0	473	52.6				
DEFENSIVE LEADERS												
Player	GSolo	Asst	Tot	TFL	Sack	FR	FF	Bk				
J. Waters	11	71	36	107	1	0-0	0	1	0			
J. Reed	11	48	40	88	8	1-10	2	0	0			
D. Avey	11	56	27	83	1	0-0	0	1	0			



1997 (1-10, 1-7 BIG 12, T5TH NORTH)

Date	Team	Result	Att.	AP	FD	Rushing			Passing			Total Off.		
						Att	Yds	TD	A-C-I	Yds	TD	Plays	Yds	
A30	Iowa State	L, 14-21	43,841	-	11	21	32	0	31-18-1	285	2	52	317	
	OKLAHOMA STATE*			-	19	53	217	3	21-14-0	143	0	74	360	
S6	Iowa State at Wyoming	L, 10-56	20,857	-	16	40	59	0	31-15-2	197	1	71	256	
S13	Iowa State at Minnesota	L, 29-53	55,942	-	24	43	207	5	30-17-1	221	2	73	428	
S20	Iowa State IOWA	L, 20-63	50,066	-	21	38	52	0	35-21-1	295	3	73	347	
				-	11	37	195	3	18-11-0	95	2	55	290	
O4	Iowa State at Missouri*	L, 21-45	44,386	-	22	30	(-11)	0	54-27-2	381	3	84	370	
				-	13	20	41	233	4	21-15-1	342	4	62	575
O11	Iowa State at Texas A&M*	L, 17-56	58,159	-	18	30	187	2	28-10-1	111	1	58	298	
				-	27	64	288	4	15-12-0	213	2	79	501	
O25	Iowa State BAYLOR*	W, 24-17	34,404	-	19	44	80	0	34-20-1	227	2	78	307	
				-	15	23	34	268	3	26-19-0	226	3	60	494
N1	Iowa State at Kansas*	L, 24-34	30,000	-	14	38	236	2	24-12-0	154	1	62	390	
				-	19	50	179	2	24-14-0	166	0	76	345	
N8	Iowa State COLORADO*	L, 38-43^	30,080	-	28	48	216	0	39-20-0	274	3	87	490	
				-	17	37	193	1	20-12-0	162	1	57	355	
N15	Iowa State at Nebraska*	L, 14-77	75,613	-	20	38	102	1	32-16-0	209	3	70	311	
				-	26	36	180	5	40-24-1	299	1	76	479	
N22	Iowa State KANSAS STATE*	L, 3-28	24,042	-	14	34	75	1	38-11-2	153	1	72	228	
				-	3	29	63	491	9	12-9-0	121	1	75	594
				-	17	36	0	0	40-15-1	265	0	76	265	
				-	9	20	47	291	3	23-10-1	132	1	70	416

^Game later forfeited by Colorado due to ineligible player

Head Coach: Dan McCarney **Captains:** Todd Bandhauer, Dave Brcka, Michael Cooper, Matt Rahfaldt, Ty Watley
Offense - SE Ed Williams, LT Oliver Ross, LG Matt Rahfaldt, C Charley Bogwill, RT Kurt Levetzow, TE Damian Gibson, QB Todd Bandhauer, FL Tyrone Watley, FB Joe Parmentier, TB Darren Davis

Defense - DT James Reed, NG Greg Schoon, DE Nigel Tharpe, OLB Jim Morse, ILB Dave Brcka, ILB Michael Cooper, OLB Chin Achebe, LCB Breon Ansley, RCB Kemp Knighten, SS Dustin Avey, FS Kevin Hudson

Specialists - P Carl Gomez, K Jamie Kohl, DS Cory Kluver, PR Kevin Wilson, KR Tyrone Watley

BY QUARTERS	1	2	3	4	OT	Total
Iowa State	54	61	47	52	-	214
Opponents	132	150	98	113	-	493
TEAM STATISTICS	Iowa State		Opponents			
FIRST DOWNS	201		235			
Rushing	72		132			
Passing	107		89			
Penalty	22		14			
RUSHING YARDAGE	1028		2692			
Yards Gained	1549		3008			
Yards Lost	521		316			
Rushing Attempts	388		503			
Average Per Rush	2.6		5.4			
Average Per Game	93.5		244.7			
Rushing TD	6		42			
PASSING YARDAGE	2552		2122			
Attempts	386		250			
Completions	184		157			
Interceptions	11		4			
Average Per Attempt	6.6		8.5			
Average Per Comp.	13.9		13.5			
Average Per Game	232.0		192.9			
Passing TD	20		17			
TOTAL OFFENSE	3580		4814			
Total Plays	774		753			
Average Per Play	4.6		6.4			
Average Per Game	325.5		437.6			
KICKOFF RETURNS	55-1150		30-803			
Average	20.9		26.8			
PUNT RETURNS	17-136		37-479			
Average	8.0		12.9			
INTERCEPTION RETURNS	4-94		11-158			
Average	23.5		14.2			
FUMBLES-LOST	23-17		19-14			
PENALTIES-YARDS	72-622		88-706			
Average Per Game	56.5		64.2			
PUNTS-YARDS	68-2747		42-1882			
Average Per Punt	40.4		44.8			
AVG TIME OF POSSESSION	30:23		29:37			
TOUCHDOWNS	27		68			
Rushing	6		42			
Passing	20		17			
Return	1		8			
PAT Kicks	23-24		65-66			
2-point Attempts	1-3		1-2			
Field Goals	9-14		6-13			
Safeties	0		0			
TOTAL POINTS	214		493			
AVERAGE PER GAME	19.5		44.8			

RUSHING											
Player	G	Att	Gain	Loss	Net	Avg.	TD	Lg	GM		
D. Davis	9	212	1076	71	1005	4.7	5	39	111.7		
J.O'Neal	7	58	230	10	220	3.8	0	14	31.4		
J.Heavens	10	27	103	9	94	3.5	1	17	9.4		
J.Moses	5	15	55	3	52	3.5	0	13	10.4		
Parmentier	8	11	26	3	23	2.1	0	6	2.9		
S.Rosenfels	4	2	20	0	20	10.0	0	13	5.0		
D.Green	9	2	10	0	10	5.0	0	9	1.1		
D.Brown	1	7	10	0	10	14.0	0	4	10.0		
C.Gomez	9	1	0	9	-9	-1.0	0	0	-1.0		
Bandhauer	11	52	19	398	-379	-7.3	0	11	-34.5		
PASSING											
Player	G	Att	Comp	Innt	Eff.	Pct.	Yds	TD	Lg	GM	
Bandhauer	11	374	180	9	118	48.1	2514	20	81	229	
S.Rosenfels	4	10	4	2	32	40.0	37	0	37	9.3	
D.Davis	9	2	0	0	-	0.00	0	0	0	0.0	
RECEIVING											
Player	G	Rec	Yds	Avg.	TD	Lg	GM				
T.Watley	11	50	827	16.5	8	81	75.2				
E.Williams	10	39	534	13.7	5	75	53.4				
A.Stensrud	9	21	366	17.4	2	53	40.7				
D.Green	8	17	277	16.3	3	61	34.6				
D.Davis	9	16	130	8.1	0	26	14.4				
D.Gibson	8	15	162	10.8	0	22	20.3				
J.Heavens	10	11	68	6.2	0	13	6.8				
G.Bivins	2	5	97	19.4	2	28	48.5				
J.Neal	7	4	45	11.3	0	17	6.4				
J.Parmentier	8	3	18	6.0	0	9	2.3				
M.Brantley	3	2	19	9.5	0	13	6.3				
SCORING											
Player	TD	FG	Kick	Rush	Pass	DXP	Saf	Pts			
J.Kohl	0	9-14	23-24	0-0	0-0	0	0	0	0	58	
T.Watley	8	0-0	0-0	0-0	0-0	0	0	0	0	40	
E.Williams	5	0-0	0-0	0-0	0-0	0	0	0	0	32	
D.Davis	5	0-0	0-0	0-0	0-0	0	0	0	0	30	
A.Stensrud	3	0-0	0-0	0-0	0-0	0	0	0	0	18	
G.Bivins	2	0-0	0-0	0-0	0-0	0	0	0	0	12	
D.Green	2	0-0	0-0	0-0	0-0	0	0	0	0	12	
J.Heavens	1	0-0	0-0	0-0	0-0	0	0	0	0	6	
D.Avey	1	0-0	0-0	0-0	0-0	0	0	0	0	6	
Bandhauer	0	0-0	0-0	1-2	0-0	0	0	0	0	0	

FIELD GOALS											
Player	18-29	30-39	40-49	50+	Total	Lg	Blk				
J.Kohl	3-4	2-3	4-4	0-3	9-14	48	0				
PUNTING											
Player	No	Yds	Avg.	Lg	TB	FC	120	Blk			
C.Gomez	68	2747	40.4	75	-	-	-	-	2		
PUNT RETURNS											
Player	No	Yds	Avg.	TD	Lg						
K.Wilson	8	35	4.4	0	16						
D.Green	6	58	9.7	0	27						
J.Moses	1	6	6.0	0	6						
T.Watley	1	12	12.0	0	12						
J.Heavens	1	25	25.0	0	25						
KICKOFF RETURNS											
Player	No	Yds	Avg.	TD	Lg						
T.Watley	40	852	21.3	0	39						
K.Wilson	7	146	20.9	0	28						
D.Green	5	126	25.2	0	37						
J.Moses	1	16	16.0	0	16						
M.Hansen	1	0	0.0	0	0						
B.Ansley	1	10	10.0	0	10						
INTERCEPTIONS											
Player	No	Yds	Avg.	TD	Lg						
D.Avey	2	94	47.0	1	94						
D.Clark	1	0	0.0	0	0						
K.Hudson	1	0	0.0	0	0						
TOTAL OFFENSE LEADERS											
Player	G	Plays	Rush	Pass	Tot.	Avg.					
T.Bandhauer	11	426	-379	2515	2136	194.2					
D.Davis	9	214	1005	0	1005	111.7					
ALL PURPOSE LEADERS											
Player	G	Rush	Rec	PR	KR	IR	Tot.	Avg.			
T.Watley	11	0	827	12	852	0	1691	157			
D.Davis	9	1005	130	0	0	0	1135	126			
D.Green	9	10	366	58	126	0	560	62.2			
E.Williams	10	0	534	0	0	0	534	53.4			
DEFENSIVE LEADERS											
Player	G	Solo	Asst	Tot.	TFL	Sack	FRFFBlk				
M.Cooper	-	71	40	111	2-7	0-0	2	0	0	0	
K.Hudson	-	57	36	93	3-5	0-0	3	0	0	0	
J.Reed	-	43	28	71	4-6	6-21	0	0	0	0	



1998 (3-8, 1-7 BIG 12, T5TH NORTH)

Date	Team	Result	Att.	AP	FD	Rushing			Passing			Total Off.	
						Att	Yds	TD	A-C-I	Yds	TD	Plays	Yds
S5	Iowa State	L, 21-31	33,009	-	18	28	75	1	45-22-2	268	2	73	343
	TCU			-	16	49	297	3	12-5-1	71	0	61	368
S12	Iowa State	W 27-9	70,397	-	19	47	254	3	16-11-0	125	0	63	379
	at Iowa			-	16	25	42	1	30-19-0	229	0	55	271
S19	Iowa State	W, 38-0	33,634	-	20	45	333	4	21-13-0	214	1	66	547
	BALL STATE			-	16	39	79	0	26-14-1	156	0	65	235
S26	Iowa State	L, 24-31	33,810	-	18	35	107	0	37-19-2	230	3	72	337
	TEXAS TECH*			-	19	47	167	2	18-11-1	233	2	65	400
O3	Iowa State	L, 33-54	70,681	-	24	26	36	0	62-30-4	437	5	88	473
	at Texas*			-	28	45	336	5	26-15-1	248	2	71	584
O10	Iowa State	L, 19-35	38,756	-	20	32	121	1	33-21-3	188	1	65	309
	MISSOURI*			21	24	60	290	3	16-9-0	176	2	76	466
O24	Iowa State	L, 7-52	43,203	-	14	17	33	0	36-15-1	215	1	53	248
	at Kansas State*			4	37	62	287	4	27-18-0	286	3	89	573
O31	Iowa State	L, 14-17	70,019	-	14	38	68	2	24-11-2	215	0	62	283
	at Oklahoma*			-	15	47	156	0	22-8-0	134	2	69	290
N7	Iowa State	L, 7-42	45,807	-	17	38	103	1	32-11-3	124	0	70	227
	NEBRASKA*			14	24	62	359	5	9-4-1	44	0	71	403
N14	Iowa State	L, 8-37	49,438	-	14	34	89	1	32-15-3	93	0	66	182
	at Colorado*			-	22	54	267	2	18-11-0	196	1	72	463
N21	Iowa State	W, 23-20	26,059	-	25	54	198	1	27-15-1	166	1	81	364
	KANSAS*			-	17	31	151	1	26-10-0	210	1	57	361

Head Coach: Dan McCarney **Captains:** Chin Achebe, Todd Bandhauer, Dave Brcka, Darren Davis, Damian Gibson
Offense - SE Chris Anthony, LT Bill Marsau, LG Eugene Bernal, C Charley Bogwill, RG Ben Bruns, RT Ben Beaudet, TE Damian Gibson, QB Todd Bandhauer, FL Damian Groce, FB Joe Parmentier, TB Darren Davis
Defense - RE Reggie Hayward, DT James Reed, NG Ryan Harklau, END Chin Achebe, OLB Ab Turner, MLB Kip King, OLB Jesse Beckom, CB Jamarus Powers, CB Breon Ansley, SS Dustin Avey, FS Jeff Waters
Specialists - P Carl Gomez, K Jamie Kohl, DS Cory Kluver, PR J.J. Moses, KR Kevin Wilson

BY QUARTERS	1	2	3	4	OT	Total
Iowa State	34	59	73	55	-	221
Opponents	81	79	75	93	-	328
TEAM STATISTICS	Iowa State		Opponents			
FIRST DOWNS	204		234			
Rushing	86		132			
Passing	90		81			
Penalty	28		21			
RUSHING YARDAGE	1432		2511			
Yards Gained	1692		2841			
Yards Lost	260		330			
Rushing Attempts	394		521			
Average Per Rush	3.6		4.8			
Average Per Game	130.2		228.3			
Rushing TD	14		27			
PASSING YARDAGE	2275		1983			
Attempts	365		230			
Completions	183		126			
Interceptions	21		5			
Average Per Attempt	6.2		8.6			
Average Per Comp.	12.4		15.7			
Average Per Game	206.8		180.3			
Passing TD	14		13			
TOTAL OFFENSE	3707		4494			
Total Plays	759		751			
Average Per Play	4.9		6.0			
Average Per Game	337.0		408.5			
KICKOFF RETURNS	35-723		20-420			
Average	20.7		21.0			
PUNT RETURNS	16-107		19-232			
Average	6.7		12.2			
INTERCEPTION RETURNS	5-82		21-364			
Average	16.4		17.3			
FUMBLES-LOST	11-4		27-11			
PENALTIES-YARDS	78-662		92-827			
Average Per Game	60.2		75.2			
PUNTS-YARDS	59-2358		52-1873			
Average Per Punt	40.0		36.0			
THIRD DOWN CONV.	71/156		71/132			
Conversion Rate	26.3%		53.8%			
TOUCHDOWNS	28		43			
Rushing	14		27			
Passing	14		13			
Return	0		1			
PAT Kicks	24-25		40-41			
2-point Attempts	2-6		1-2			
Field Goals	9-15		8-13			
Safeties	0		0			
TOTAL POINTS	221		328			
AVERAGE PER GAME	20.1		29.8			

RUSHING										
Player	G	Att	Gain	Loss	Net	Avg.	TD	Lg	Gm	
D. Davis	11	294	1308	142	1166	4.0	7	42	106.0	
H. Wood	10	30	185	7	178	5.9	2	56	17.8	
J. Moses	11	23	97	17	80	3.5	0	20	7.3	
S. Rosenfels	4	4	34	0	34	8.5	0	18	8.5	
R. Parmentier	8	9	15	0	15	1.7	2	4	1.9	
A. Lee	2	1	3	0	3	3.0	0	3	1.5	
K. Burris	8	4	9	7	2	0.5	0	7	0.3	
Bandhauer	11	28	41	70	-29	-1.0	3	13	-2.6	
PASSING										
Player	G	Att	Comp	Int	Eff.	Pct.	Yds	TD	Lg	Gm
Bandhauer	11	355	179	20	104.4	50.4	2206	14	66	201
Rosenfels	4	9	3	1	55.1	33.3	48	0	42	12.0
D. Davis	11	1	1	0	276.4	1.00	21	0	21	1.9
RECEIVING										
Player	G	Rec	Yds	Avg.	TD	Lg	Gm			
D. Groce	11	47	640	13.6	7	41	58.2			
C. Anthony	11	42	490	11.7	2	35	44.5			
D. Davis	11	29	242	8.3	2	65	22.0			
D. Gibson	8	13	156	12.0	0	51	19.5			
J. Moses	11	13	155	11.9	0	62	14.1			
M. Brantley	6	11	222	20.2	2	66	37.0			
K. Burris	8	10	105	10.5	0	23	13.1			
A. Stensrud	6	8	137	17.1	1	40	22.8			
E. Hayward	10	5	23	4.6	0	12	2.3			
R. Brown	4	3	82	27.3	0	44	20.5			
J. Waters	11	1	17	17.0	0	17	1.5			
K. Wilson	9	1	6	6.0	0	6	0.7			
SCORING										
Player	TD	FG	Kick	Rush	Pass	DXP	Saf	Pts		
D. Davis	9	0-0	0-0	0-0	0-0	0	0	54		
J. Kohl	0	9-15	24-25	0-0	0-0	0	0	51		
D. Groce	7	0-0	0-0	0-0	0-0	0	0	42		
Bandhauer	3	0-0	0-0	0-2	0-0	0	0	18		
M. Brantley	2	0-0	0-0	0-0	0-0	0	0	12		
R. Parmentier	2	0-0	0-0	0-0	0-0	0	0	12		
C. Anthony	2	0-0	0-0	0-0	0-0	0	0	12		
E. Hayward	2	0-0	0-0	0-0	0-0	0	0	12		
A. Stensrud	1	0-0	0-0	0-0	0-0	0	0	6		
J. Moses	0	0-0	0-0	1-1	0-0	0	0	2		

FIELD GOALS									
Player	18-29	30-39	40-49	50+	Total	Lg	Blk		
J. Kohl	3-3	2-3	3-6	1-3	9-15	54	1		
PUNTING									
Player	No.	Yds	Avg.	Lg	TD	FC	120	Blk	
C. Gomez	59	2358	40.0	72	3	18	11	0	
PUNT RETURNS									
Player	No.	Yds	Avg.	TD	Lg				
D. Groce	9	53	5.9	0	16				
J. Moses	3	33	11.0	0	16				
A. Runk	2	9	4.5	0	9				
J. Lollis	1	0	0.0	0	0				
K. Wilson	1	10	10.0	0	0				
R. Sloth	0	2	0.0	0	2				
KICKOFF RETURNS									
Player	No.	Yds	Avg.	TD	Lg				
K. Wilson	19	375	19.7	0	36				
J. Moses	7	163	23.3	0	51				
D. Densmore	1	2	2.0	0	2				
B. Ansley	1	29	29.0	0	29				
INTERCEPTIONS									
Player	No.	Yds	Avg.	TD	Lg				
D. Anderson	2	0	0.0	0	0				
K. King	1	51	51.0	0	51				
D. Densmore	1	2	2.0	0	2				
B. Ansley	1	29	29.0	0	29				
TOTAL OFFENSE LEADERS									
Player	G	Plays	Rush	Pass	Tot	Avg.			
Bandhauer	11	383	29	2206	2177	197.9			
D. Davis	11	295	1166	21	1187	107.9			
ALL PURPOSE LEADERS									
Player	G	Rush	Rec	PR	KR	IR	Tot	Avg.	
D. Davis	11	1166	242	0	0	0	1408	128	
D. Groce	11	0	640	53	71	0	764	69.5	
Anthony	11	0	490	0	0	0	490	44.5	
DEFENSIVE LEADERS									
Player	G	Solo	Ast	Tot	TFL	Sack	FR	FF	Blk
J. Waters	11	57	36	93	0-0	0-0	2	1	0
C. Achebe	11	45	47	92	1-1	5-47	1	0	0
J. Reed	11	59	29	88	2-8	4-37	0	1	0



1999 (4-7, 1-7 BIG 12, T5TH NORTH)

Date	Team	Result	Att.	AP	Rushing				Passing			Total Off.	
					Att	Yds	TD	A-C-I	Yds	TD	Plays	Yds	
S2	Iowa State	W, 33-7	33,936	-	29	61	434	4	12-10-0	117	1	73	551
	INDIANA STATE												
S11	Iowa State	W, 17-10	50,402	-	20	55	310	1	13-6-2	134	1	68	444
	IOWA												
S18	Iowa State	W, 24-0	26,127	-	19	58	319	2	11-6-1	18	1	69	337
	at UNLV												
S25	Iowa State	L, 28-35	40,057	-	22	44	250	4	24-11-1	156	0	68	406
	KANSAS STATE*												
O9	Iowa State	L, 14-49	77,743	-	18	35	146	2	32-18-1	185	0	67	331
	at Nebraska*												
O16	Iowa State	W, 24-21	61,052	-	18	47	198	3	15-8-2	141	0	62	339
	at Missouri*												
O23	Iowa State	L, 12-16	34,892	-	22	43	195	0	27-16-2	184	1	70	379
	COLORADO*												
O30	Iowa State	L, 41-44	37,218	-	17	35	68	4	20-11-0	291	2	55	359
	TEXAS*												
N6	Iowa State	L, 16-28	41,691	-	17	44	137	2	28-14-1	345	0	72	306
	at Texas Tech*												
N13	Iowa State	L, 10-31	37,073	-	11	30	57	0	36-15-2	187	1	66	244
	OKLAHOMA*												
N20	Iowa State	L, 28-31	27,000	-	22	34	91	1	36-22-1	332	3	70	423
	at Kansas*												

Head Coach: Dan McCarney **Captains:** Chris Anthony, Jesse Beckom, Darren Davis, Ryan Gerke, Ryan Harklau
Offense - SE Chris Anthony, LT Bill Marsau, LG Ben Baudet, C Ben Bruns, RG Ryan Gerke, RT Marcel Howard, FL Michael Brantley, QB Sage Rosenfels, TB Darren Davis, WR J.J. Moses, TE Mike Banks
Defense - RE Reggie Hayward, DT James Reed, NG Nigel Tharpe, LE Robert Brannon, OLB Eric Weiford, MLB Dave Brcka, OLB Jesse Beckom, SS Jeff Waters, CB Atif Austin, FS Dustin Avey, CB Ryan Sloth
Specialists - PK Mike McKnight, P Carl Gomez, DS Jason Lyftogt

BY QUARTERS	1	2	3	4	OT	Total
Iowa State	60	84	42	61	-	247
Opponents	80	54	70	68	-	272

TEAM STATISTICS	Iowa State	Opponents
FIRST DOWNS	215	207
Rushing	119	124
Passing	80	71
Penalty	16	12
RUSHING YARDAGE	2205	2233
Yards Gained	2470	2508
Yards Lost	265	275
Rushing Attempts	486	460
Average Per Rush	4.5	4.9
Average Per Game	200.5	203.0
Rushing TD	23	22
PASSING YARDAGE	1914	1636
Attempts	254	274
Completions	137	149
Interceptions	13	7
Average Per Attempt	7.5	6.0
Average Per Comp.	14.0	11.0
Average Per Game	174.0	148.7
Passing TD	10	10
TOTAL OFFENSE	4119	3869
Total Plays	740	734
Average Per Play	5.6	5.3
Average Per Game	374.5	351.7
KICKOFF RETURNS	33-631	33-651
Average	19.1	19.7
PUNT RETURNS	24-163	20-153
Average	6.8	7.7
INTERCEPTION RETURNS	7-25	13-83
Average	3.6	6.9
FUMBLES-LOST	21-13	23-9
PENALTIES-YARDS	74-598	71-651
Average Per Game	54.4	59.2
PUNTS-YARDS	49-1824	53-2092
Average Per Punt	37.2	39.5
THIRD DOWN CONV.	69/157	56/153
Conversion Rate	44%	37%
FOURTH DOWN CONV.	5/12	11/18
Conversion Rate	42%	61%
TOUCHDOWNS	33	36
Rushing	23	22
Passing	10	10
Return	0	1
PAT Kicks	28-33	35-35
2-point Attempts	0-0	0-1
Field Goals	7-13	7-14
Safeties	0	0
AVG TIME OF POSSESSION	32:13	27:47
TOTAL POINTS	247	272
AVERAGE PER GAME	22.4	24.7

RUSHING										
Player	G	Att	Gain	Loss	Net	Avg.	TD	Lg	GM	
D. Davis	11	287	1471	83	1388	4.8	14	56	126.2	
H. Woodrow	11	55	283	5	273	5.1	3	24	25.3	
Rosenfels	11	80	359	134	225	2.8	4	52	20.5	
J. Moses	11	17	133	13	120	7.1	1	29	10.9	
M. Anderson	3	13	87	4	83	6.4	0	23	27.7	
D. Walker	5	15	83	13	70	4.7	0	14	14.0	
M. Wagner	1	6	30	0	30	5.0	1	17	30.0	
H. Jackson	2	6	14	0	14	2.3	4	7.0		
M. Brantley	6	1	6	0	6	6.0	1	6	1.0	
R. Lewis	2	2	4	0	4	2.0	0	3	2.0	
C. Gomez	11	1	0	7	-7	-0.6	0	0	-6	

PASSING										
Player	G	Att	Comp	Int	Eff.	Pct.	Yds	TD	Lg	GM
S. Rosenfels	11	235	127	11	122	54.0	1781	10	80	16.2
D. Walker	5	18	9	2	77.2	50.0	106	0	50	21.2
D. Davis	11	1-1-0	-	-	-1.00	27	0	27	2.5	

RECEIVING										
Player	G	Rec	Yds	Avg.	TD	Lg	GM			
C. Anthony	10	37	432	11.7	1	35	43.2			
D. Davis	11	21	160	7.6	2	42	14.5			
J. Moses	11	18	296	16.4	2	28	26.9			
M. Brantley	6	16	289	18.1	2	59	48.2			
E. Hayward	11	10	176	17.6	0	34	16.0			
D. Groce	4	9	226	25.1	1	80	56.5			
M. Banks	5	9	99	11.0	0	32	19.8			
A. Stensrud	4	5	56	11.2	1	25	14.0			
C. Campbell	3	5	53	10.6	0	16	17.7			
K. Burris	5	4	51	12.8	0	26	10.2			
R. Moore	2	3	76	25.3	1	48	38.0			

SCORING										
Player	TD	FG	Kick	Rush	Pass	DXP	Saf	Pts		
D. Davis	16	0-0	0-0	0-0	0-0	0	0	96		
McKnight	0	7-13	26-30	0-0	0-0	0	0	47		
Rosenfels	4	0-0	0-0	0-0	0-0	0	0	24		
J. Moses	3	0-0	0-0	0-0	0-0	0	0	18		
H. Woodrow	3	0-0	0-0	0-0	0-0	0	0	18		
M. Brantley	2	0-0	0-0	0-0	0-0	0	0	12		
A. Stensrud	1	0-0	0-0	0-0	0-0	0	0	6		
H. Jackson	1	0-0	0-0	0-0	0-0	0	0	6		
D. Groce	1	0-0	0-0	0-0	0-0	0	0	6		
C. Anthony	1	0-0	0-0	0-0	0-0	0	0	6		
R. Moore	1	0-0	0-0	0-0	0-0	0	0	6		
S. Nass	0	0-0	2-3	0-0	0-0	0	0	2		

FIELD GOALS										
Player	18-29	30-39	40-49	50+	Total	Lg	Bk			
McKnight	0-2	3-5	4-6	0-0	7-13	43	1			

PUNTING										
Player	No	Yds	Avg.	Lg	TB	FC	120	Bk		
C. Gomez	11	47	1821	54	-	-	-	0		

PUNT RETURNS										
Player	No	Yds	Avg.	TD	Lg					
J. Moses	21	146	7.0	0	29					
A. Runk	2	17	8.5	0	13					
R. Sloth	1	0	0.0	0	0					

KICKOFF RETURNS										
Player	No	Yds	Avg.	TD	Lg					
J. Moses	21	480	22.9	0	80					
E. Hayward	4	58	14.5	0	21					
K. Burris	3	12	4.0	0	8					
D. Davis	3	59	19.7	0	25					
M. Brantley	1	16	16.0	0	16					
C. Campbell	1	6	6.0	0	6					

INTERCEPTIONS										
Player	No	Yds	Avg.	TD	Lg					
D. Avey	2	4	2.0	0	4					
J. Waters	2	-1	-0.5	0	0					
R. Sloth	1	4	4.0	0	4					
A. Turner	1	18	18.0	0	18					
D. Densmore	1	0	0.0	0	0					

TOTAL OFFENSE LEADERS										
Player	G	Plays	Rush	Pass	Tot.	Avg.				
Rosenfels	11	315	225	1781	2006	162.4				
D. Davis	11	288	1388	27	1415	128.6				

ALL PURPOSE LEADERS										
Player	G	Rush	Rec	PR	KR	IR	Tot.	Avg.		
D. Davis	11	1388	160	0	59	0	1607	146		
J. Moses	11	120	296	146	480	0	1042	94.7		
Haywood	11	278	176	0	58	0	512	46.5		

DEFENSIVE LEADERS										
Player	G	Solo	Ast.	Tot.	TFL	Sack	FR	FF	Bk	
J. Waters	11	71	36	107	1	0-0	0	1	0	
J. Reed	11	48	40	88	8	1-10	2	0	0	
D. Avey	11	56	27	83	1	0-0	0	1	0	



2000 (9-3, 5-3 BIG 12, 3RD NORTH)

Date	Team	Result	Att.	AP	Rushing				Passing				Total Off.	
					FD	Att	Yds	TD	A-C-I	Yds	TD	Plays	Yds	
S2	Iowa State OHIO	W, 25-15	34,385	-	16	40	204	3	30-16-1	196	0	70	400	
S9	Iowa State UNLV	W, 37-22	35,408	-	18	41	179	1	25-9-2	130	1	66	309	
S16	Iowa State at Iowa	W, 24-14	70,397	-	24	46	246	3	31-16-2	286	2	73	436	
S30	Iowa State at Baylor*	W, 31-17	31,126	-	20	47	197	1	25-9-1	190	2	72	387	
O7	Iowa State NEBRASKA*	L, 27-49	50,074	-	24	46	246	3	27-18-1	239	0	73	485	
O14	Iowa State at Oklahoma State*	W, 33-26	41,310	-	17	28	93	0	41-22-1	235	2	69	328	
O21	Iowa State TEXAS A&M*	L, 7-30	48,931	-	22	53	308	3	23-12-0	167	1	76	475	
O28	Iowa State MISSOURI*	W, 39-20	46,599	-	20	37	108	1	27-8-1	161	1	64	269	
N4	Iowa State at Kansas State*	L, 10-56	50,114	-	18	25	37	1	43-22-2	346	2	68	383	
N11	Iowa State at Colorado*	W, 35-27	46,430	-	2	20	60	336	6	17-7-1	164	0	77	500
N18	Iowa State KANSAS*	W, 38-17	36,725	-	27	40	210	2	38-19-1	290	2	78	500	
D28	Iowa State vs. Pittsburgh^	W, 37-29	41,813	-	27	37	132	1	46-26-1	328	2	83	460	
				-	11	26	102	0	35-16-2	137	1	61	239	
				-	21	50	221	1	27-16-0	248	2	77	469	
				-	27	50	339	5	34-13-2	211	1	67	495	
				-	25	48	256	2	34-13-2	171	1	82	427	
				-	14	28	80	1	42-18-2	171	0	70	291	
				19	29	60	367	6	20-13-0	216	2	80	583	
				-	23	47	277	3	27-15-1	173	1	74	450	
				-	23	38	132	3	34-25-1	307	1	72	439	
				-	28	50	335	5	28-13-1	171	0	78	506	
				-	18	38	138	1	35-15-0	158	1	73	296	
				-	22	34	67	2	34-23-0	308	2	68	375	
				-	23	36	144	2	36-20-1	347	2	72	491	

^ - Insight.com Bowl at Phoenix, Ariz.

Head Coach: Dan McCarney **Captains:** Chris Anthony, Ryan Harklau, Reggie Hayward, Sage Rosenfels

Offense - SE Chris Anthony, LT Marcel Howard, LG Ben Baudet, C Ben Bruns, RG Lorenzo White, RT Andy Stensrud, FL J.J. Moses, QB Sage Rosenfels, TB Ennis Hayward, FB Joe Woodley, WR Craig Campbell, TE Mike Banks

Defense - RE Reggie Hayward, DT James Reed, NG Ryan Harklau, LE Kevin DeRonde, OLB Derrick Walker, MLB Matt Word, OLB Ab Turner, SS Doug Densmore, FS Dustin Avey, CB Atif Austin, CB Jamarcus Powers

Specialists - PK Carl Gomez, P Carl Gomez, HO Casey Baldwin, DS Jason Lyftogt, PR J.J. Moses, KR J.J. Moses

BY QUARTERS	1	2	3	4	OT	Total	RUSHING										
	Iowa State	73	103	60	70	-	306	Player	G	Att	Gain	Loss	Net	Avg.	TD	Lg	Gm
Opponents	86	67	55	85	-	293	Haywood	10	229	1261	44	1237	5.4	8	73	123.7	
TEAM STATISTICS	Iowa State	Opponents															
FIRST DOWNS	229	238															
Rushing	105	125															
Passing	100	96															
Penalty	24	17															
RUSHING YARDAGE	2299	2159															
Yards Gained	2474	2461															
Yards Lost	175	302															
Rushing Attempts	446	484															
Average Per Rush	5.2	4.5															
Average Per Game	209.0	196.3															
Rushing TD	27	23															
PASSING YARDAGE	2370	2308															
Attempts	342	331															
Completions	176	163															
Interceptions	13	20															
Average Per Attempt	6.9	7.0															
Average Per Comp.	13.5	14.2															
Average Per Game	215.5	209.8															
Passing TD	9	15															
TOTAL OFFENSE	4669	4467															
Total Plays	788	815															
Average Per Play	5.9	5.5															
Average Per Game	424.5	406.1															
KICKOFF RETURNS	28-477	39-844															
Average	17.0	21.6															
PUNT RETURNS	24-246	26-299															
Average	10.3	11.5															
INTERCEPTION RETURNS	10-204	13-120															
Average	20.4	9.2															
FUMBLES-LOST	7-5	26-13															
PENALTIES-YARDS	79-742	83-723															
Average Per Game	67.5	65.7															
PUNTS-YARDS	58-2189	49-1932															
Average Per Punt	37.7	39.4															
THIRD DOWN CONV.	55/151	68/167															
Conversion Rate	36%	41%															
FOURTH DOWN CONV.	5/10	13/25															
Conversion Rate	50%	52%															
TOUCHDOWNS	39	38															
Rushing	27	23															
Passing	9	15															
Return	1	0															
PAT Kicks	28-34	30-34															
2-point Attempts	0-1	0-3															
Field Goals	14-21	11-19															
Safeties	0	0															
TIME OF POSSESSION	30:26	29:34															
TOTAL POINTS	306	293															
AVERAGE PER GAME	27.8	26.6															

FIELD GOALS												
Player	18-29	30-39	40-49	50+	Total	Lg	Bk					
McKnight	5-6	1-4	1-2	0-1	7-13	40	0					
C. Gomez	2-2	2-2	3-4	0-0	7-8	46	0					
PUNTING												
Player	No	Yds	Avg.	Lg	TB	FC	120	Bk				
C. Gomez	56	2163	38.6	72	5	8	10	0				
S. Rosenfels	1	26	26.0	26	0	0	1	0				
PUNT RETURNS												
Player	No	Yds	Avg.	TD	Lg							
J. Moses	20	226	11.3	0	39							
M. Wagner	2	4	2.0	0	4							
A. Runk	1	0	0.0	0	0							
A. Austin	1	16	16.0	0	0							
L. Danielsen	0	0	0.0	1	0							
KICKOFF RETURNS												
Player	No	Yds	Avg.	TD	Lg							
J. Moses	14	291	20.8	0	45							
J. Billups	8	118	14.8	0	21							
J. Woodley	2	18	9.0	0	17							
C. Gomez	2	21	10.5	0	12							
M. Wagner	1	10	10.0	0	10							
M. Banks	1	19	19.0	0	19							
INTERCEPTIONS												
Player	No	Yds	Avg.	TD	Lg							
M. Timmons	3	93	31.0	1	78							
D. Avey	2	20	10.0	0	20							
A. Runk	1	0	0.0	0	0							
A. Austin	1	16	16.0	0	0							
L. Danielsen	0	0	0.0	1	0							
TOTAL OFFENSE LEADERS												
Player	G	Plays	Rush	Pass	Tot	Avg.						
Rosenfels	11	411	381	2298	2679	243.5						
Haywood	10	230	1237	11	1248	124.8						
ALL PURPOSE LEADERS												
Player	G	Rush	Rec	PR	KR	IR	Tot	Avg.				
Haywood	10	1237	211	0	0	0	1448	145				
J. Moses	11	153	775	226	291	0	1445	131				
DEFENSIVE LEADERS												
Player	G	Solo	Asst	Tot	TFL	Sack	FR	FF	Bk			
Hayward	11	55	35	90	10-53	7-43	2	2	3			
J. Reed	11	46	40	86	6-30	3-20	0	3	0			
A. Turner	11	45	26	71	5-10	1-3	0	0	0			



2001 (7-5, 4-4 BIG 12, 3RD NORTH)

Date	Team	Result	Att.	AP	Rushing				Passing			Total Off.		
					FD	Att	Yds	TD	A-C-I	Yds	TD	Plays	Yds	
S8	Iowa State NORTHERN IOWA	W, 45-0	47,092	-	16	45	249	6	18-9-0	88	0	63	337	
S22	Iowa State at Ohio	W, 31-28	24,000	-	17	41	183	0	30-10-6	116	0	71	299	
S29	Iowa State BAYLOR*	W, 41-0	44,189	-	29	53	308	4	28-15-2	250	0	81	558	
O6	Iowa State at Nebraska*	L, 14-48	78,002	-	17	44	285	2	12-8-0	151	2	56	436	
O13	Iowa State at Missouri*	W, 20-14	50,671	-	27	48	179	1	29-24-1	330	4	77	509	
O20	Iowa State OKLAHOMA STATE*	W, 28-14	49,459	-	18	27	13	0	40-27-2	177	0	67	190	
O27	Iowa State at Texas A&M*	L, 21-24	85,661	-	20	38	122	1	29-13-2	214	1	67	336	
N3	Iowa State KANSAS STATE*	L, 3-42	40,228	-	4	25	54	359	6	16-11-1	117	0	70	476
N10	Iowa State COLORADO*	L, 27-40	39,024	-	16	44	207	2	22-13-0	75	0	66	282	
N17	Iowa State at Kansas*	W, 49-7	33,500	-	20	37	229	1	32-14-1	137	1	69	366	
N24	Iowa State IOWA	W, 17-14	51,042	-	30	58	285	4	19-16-0	150	0	77	435	
D27	Iowa State vs. Alabama^	L, 13-14	45,627	-	18	18	42	0	39-24-1	234	2	57	276	
				-	26	34	97	1	48-30-1	348	2	82	445	
				-	14	35	190	3	21-11-1	132	0	56	322	
				-	11	24	23	0	29-15-3	151	0	53	174	
				-	30	75	343	4	13-5-0	88	1	88	431	
				-	22	35	132	1	36-22-1	279	3	71	411	
				-	21	26	57	255	2	27-18-0	247	2	84	502
				-	24	63	320	5	18-7-1	112	1	81	432	
				-	14	34	85	0	26-12-5	126	1	60	211	
				-	17	39	84	1	27-20-1	228	1	66	312	
				-	18	36	159	1	20-15-1	145	1	56	304	
				-	23	32	172	1	42-25-0	284	0	74	456	
				-	15	39	150	1	19-11-1	119	1	58	269	

^ - MainStay Independence Bowl at Shreveport, La. (Statistics not included in totals below)

Head Coach: Dan McCartney **Captains:** Mike Hawks, Kevin DeRonde, Ennis Hayward, Adam Runk

Offense - WR Lane Danielsens, LT Marcel Howard, LG Bob Montgomery, C Zach Butler, RG Lorenzo White, RT Cory Hannen, TE Mike Banks, FL Jack Whitver, QB Seneca Wallace, TB Ennis Hayward, WR Craig Campbell

Defense - RE Tyson Smith, DT Jordan Carstens, NG Willie Judd, END Kevin DeRonde, OLB Jeremy Loyd, MLB Matt Word, OLB Justin Eilers, SS Adam Runk, FS Marc Timmons, CB Harold Clewis, CB Atif Austin

Specialists - PK Tony Yelk, P Tony Yelk, DS Jason Lyftogt, H Casey Baldwin, PR Michael Wagner, KR JaMaine Billups

BY QUARTERS					Total	RUSHING										FIELD GOALS										
1	2	3	4	OT		Player	G	Att	Gain	Loss	Net	Avg.	TD	Lg	Gm	Player	18-29	30-39	40-49	50+	Total	Lg	Blt			
Iowa State	76	90	70	60	-	296	Haywood	11	258	1222	53	1169	4.5	14	66	106.3	S.Wallace	11	114	663	188	475	4.2	7	60	43.2
Opponents	58	62	49	62	-	231	M.Wagner	11	47	128	15	113	2.4	1	13	10.3	Danielsen	11	7	74	2	72	10.3	1	32	6.5
TEAM STATISTICS					Iowa State	Opponents											PUNTING									
FIRST DOWNS					238	217											Player									
Rushing					114	122											Player									
Passing					106	79											Player									
Penalty					18	16											Player									
RUSHING YARDAGE					2006	2143											Player									
Yards Gained					2297	2495											Player									
Yards Lost					291	352											Player									
Rushing Attempts					481	458											Player									
Average Per Rush					4.2	4.7											Player									
Average Per Game					182.4	194.8											Player									
Rushing TD					26	19											Player									
PASSING YARDAGE					2225	1670											Player									
Attempts					303	276											Player									
Completions					184	155											Player									
Interceptions					12	18											Player									
Average Per Attempt					7.3	6.1											Player									
Average Per Comp.					12.1	10.8											Player									
Average Per Game					202.3	151.8											Player									
Passing TD					12	10											Player									
TOTAL OFFENSE					4231	3813											Player									
Total Plays					784	734											Player									
Average Per Play					5.4	5.2											Player									
Average Per Game					384.6	346.6											Player									
KICKOFF RETURNS					26-403	25-467											Player									
Average					15.5	18.7											Player									
PUNT RETURNS					23-206	27-252											Player									
Average					9.0	9.3											Player									
INTERCEPTION RETURNS					18-237	12-139											Player									
Average					13.2	11.6											Player									
FUMBLES-LOST					13-2	13-8											Player									
PENALTIES-YARDS					67-567	64-633											Player									
Average Per Game					51.5	57.5											Player									
PUNTS-YARDS					46-1973	52-2107											Player									
Average Per Punt					42.9	40.5											Player									
THIRD DOWN CONV.					74/160	61/147											Player									
Conversion Rate					46%	41%											Player									
FOURTH DOWN CONV.					10/17	9/16											Player									
Conversion Rate					59%	56%											Player									
SACKS-YARDS					17-136	16-132											Player									
TOUCHDOWNS					39	31											Player									
Rushing					26	19											Player									
Passing					12	10											Player									
Return					1	2											Player									
PAT Kicks					38-39	30-31											Player									
2-point Attempts					0-0	0-1											Player									
Field Goals					8-18	5-8											Player									
Safeties					0	0											Player									
AVG TIME OF POSSESSION					31:50	28:10											Player									
TOTAL POINTS					296	231											Player									
AVERAGE PER GAME					26.9	21.8											Player									



2002 (7-7, 4-4 BIG 12, 3RD NORTH)

Date	Team	Result	Att.	AP	FD	Rushing			Passing			Total Off.	
						Att	Yds	TD	A-C-I	Yds	TD	Plays	Yds
A24	Iowa State vs. Florida State [^]	L, 31-38	55,132	-	23	38	130	2	33-22-1	313	2	71	443
A31	Iowa State KANSAS*	W, 45-3	40,026	3	22	43	239	2	25-17-1	210	2	68	449
S7	Iowa State TENNESSEE TECH	W, 58-6	40,155	-	14	33	69	0	32-10-3	81	0	65	150
S14	Iowa State at Iowa	W, 36-31	70,397	-	16	43	223	1	22-14-1	253	4	65	476
S21	Iowa State TROY STATE	W, 42-12	44,896	21	17	35	68	1	34-17-1	154	1	67	205
S28	Iowa State NEBRASKA*	W, 36-14	51,888	19	23	52	192	3	37-23-1	361	1	76	446
O12	Iowa State TEXAS TECH*	W, 31-17	51,842	20	10	30	81	1	29-12-1	192	1	59	273
O19	Iowa State at Oklahoma*	L, 3-49	75,201	9	5	23	17	0	22-4-3	43	0	45	60
O26	Iowa State at Texas*	L, 10-21	83,071	17	21	33	58	0	24-14-0	168	1	90	367
N2	Iowa State MISSOURI*	W, 42-35	44,339	22	28	39	177	4	40-19-1	227	1	73	285
N9	Iowa State at Kansas State*	L, 7-58	49,504	21	15	39	71	1	23-16-1	141	0	79	386
N16	Iowa State at Colorado*	L, 27-41	48,728	12	20	47	223	6	47-31-0	425	1	81	602
N23	Iowa State CONNECTICUT	L, 20-37	34,582	-	20	35	152	2	35-24-1	265	1	74	472
D31	Iowa State at Boise State\$	L, 16-34	30,446	17	24	39	202	1	29-17-0	187	2	80	518
				18	19	40	157	4	42-15-0	130	1	73	275
									32-17-0	160	1	72	317

[^] - Eddie Robinson Classic at Kansas City, Mo.

\$ - Crucial.com Humanitarian Bowl at Boise, Idaho

Head Coach: Dan McCarney **Captains:** Zach Butler, Jordan Carstens, Seneca Wallace, Chris Whitaker

Offense - WR Lane Danielsens, LT Casey Shelton, LG Bob Montgomery, C Zach Butler, RG Collin Menard, RT Cale Stubbe,

TE Kyle Knock, FL Jamaal Montgomery, QB Seneca Wallace, TB Michael Wagner, SE Jack Whitner

Defense - RC Tyson Smith, DT Jordan Carstens, NG Nick Leaders, END Bae Coleman, SLB Brandon Brown, MLB Matt Word,

WLB Jeremy Loyd, SS Ja'Maine Billups, FS Marc Timmons, CB Ellis Hoeses, CB Atif Austen

Specialists - PK Adam Benike, P Tony Yelk, DS Matt Bockes, H Casey Baldwin, PR Todd Miller, KR Lance Young

BY QUARTERS	1	2	3	4	OT	Total	RUSHING										FIELD GOALS										
Iowa State	77	122	113	92	-	396	Player	G	Att	Gain	Loss	Net	Avg.	TD	Lg	Gm	Player	18-39	39-49	49-50+	Total	Lg	Bk				
Opponents	84	120	103	89	-	396	H. Rutland	14	160	678	64	614	3.8	6	41	43.9	A. Benike	7	8	10	3-6	0	17-23	48	0		
							M. Wagner	13	153	570	28	542	3.5	7	28	41.7	T. Yelk	0	0	0	1-2	0	1-3	45	1		
							S. Wallace	14	123	676	239	437	3.6	8	48	31.2											
TEAM STATISTICS	Iowa State	Opponents						T. Miller	13	83	325	20	305	3.7	4	29	23.5										
FIRST DOWNS	278	282						J. Whitner	14	15	148	25	123	8.2	3	79	8.8										
Rushing	104	150						C. Love	4	3	7	1	6	2.0	0	6	1.5										
Passing	152	121						J. Woodley	10	7	5	0	5	0.7	2	2	0.5										
Penalty	22	11						T.J. Kith	4	2	1	0	1	0.5	0	1	0.2										
RUSHING YARDAGE	2030	2444						Montgomery	13	2	2	5	-3	-1.5	0	2	-0.2										
Yards Gained	2424	2821																									
Yards Lost	394	377																									
Rushing Attempts	554	584																									
Average Per Rush	3.7	4.2																									
Average Per Game	145.0	174.6																									
Rushing TD	30	30																									
PASSING YARDAGE	3308	2580																									
Attempts	454	426																									
Completions	250	242																									
Interceptions	18	10																									
Average Per Attempt	7.3	6.1																									
Average Per Comp.	13.2	10.7																									
Average Per Game	236.3	184.3																									
Passing TD	16	16																									
TOTAL OFFENSE	5338	5024																									
Total Plays	1008	1010																									
Average Per Play	5.3	5.0																									
Average Per Game	381.3	359.9																									
KICKOFF RETURNS	51,905	42,792																									
Average	17.7	18.9																									
PUNT RETURNS	40-423	36-370																									
Average	10.6	10.3																									
INTERCEPTION RETURNS	10-152	18-262																									
Average	15.2	14.6																									
FUMBLES-LOST	21-10	32-17																									
PENALTIES-YARDS	72-571	84-647																									
Average Per Game	40.8	46.2																									
PUNTS-YARDS	71-2793	82-3100																									
Average Per Punt	39.3	37.8																									
THIRD DOWN CONV.	90/214	89/219																									
Conversion Rate	42.1%	41%																									
FOURTH DOWN CONV.	10/18	16/24																									
Conversion Rate	55.6%	67%																									
TOUCHDOWNS	50	52																									
Rushing	30	30																									
Passing	16	16																									
Return	4	6																									
PAT Kicks	46-48	48-51																									
2-point Attempts	1-2	0-1																									
Field Goals	18-26	11-19																									
Safeties	1	0																									
TIME OF POSSESSION	29:11	30:49																									
TOTAL POINTS	404	396																									
AVERAGE PER GAME	28.9	28.3																									



2003 (2-10, 0-8 BIG 12, 6TH NORTH)

Date	Team	Result	Att.	AP	Rushing			Passing			Total Off.			
					FD	Att	Yds	TD	A-C-I	Yds	TD	Plays	Yds	
A30	Iowa State NORTHERN IOWA	W, 17-10	48,088	-	13	45	169	1	18-9-1	158	0	63	327	
S6	Iowa State OHIO	W, 48-20	40,056	-	23	51	271	4	27-14-0	252	2	78	523	
S13	Iowa State IOWA	L, 21-40	53,488	-	12	38	167	2	22-12-0	237	1	60	404	
S27	Iowa State at Northern Illinois	L, 16-24	28,218	-	23	10	37	171	2	14-7-0	72	1	85	390
O4	Iowa State OKLAHOMA*	L, 7-53	49,670	-	20	18	43	167	1	33-16-2	182	0	50	355
O11	Iowa State at Texas Tech*	L, 21-52	49,627	-	10	31	88	0	22-15-1	167	2	65	334	
O18	Iowa State TEXAS*	L, 19-40	45,355	-	1	35	41	199	1	39-29-1	414	5	80	613
O25	Iowa State at Nebraska*	L, 0-28	77,483	-	16	30	85	1	33-16-1	270	2	63	355	
N8	Iowa State KANSAS STATE*	L, 0-45	40,124	-	45	33	240	4	78-52-2	535	3	111	775	
N15	Iowa State COLORADO*	L, 10-44	36,977	-	16	29	105	1	34-11-0	172	1	63	277	
N22	Iowa State at Kansas*	L, 7-36	34,518	-	20	28	53	235	3	26-19-1	343	2	79	578
N29	Iowa State at Missouri*	L, 7-45	46,435	-	14	13	54	282	3	41-20-2	160	0	71	230
				-	9	28	39	0	7-4-1	35	0	61	317	
				-	22	48	356	4	30-11-3	101	0	58	140	
				-	16	32	102	0	17-14-0	147	2	65	503	
				-	19	45	110	4	40-16-1	121	1	72	223	
				-	11	36	97	1	29-21-1	288	2	74	398	
				-	11	36	97	1	28-10-2	79	0	64	176	
				-	22	44	180	3	28-18-1	221	1	72	401	
				-	18	47	178	0	23-13-1	162	1	70	340	
				-	22	46	376	6	25-15-0	108	0	71	484	

Head Coach: Dan McCarney **Captains:** Jordan Carstens, Lane Danielsens, Bob Montgomery, Casey Shelton, Chris Whitaker, Joe Woodley

Offense - WR Lane Danielsens, LT Casey Shelton, LG Bob Montgomery, C Seth Zehr, RG Aaron Brant, RT Cal Stubbe, TE James Wright III, FL Jamaul Montgomery, QB Austin Flynn, TB Stevee Hicks, FB Ryan Kock, SE Lance Young

Defense - RE Jason Berryman, DT Jordan Carstens, NG Nick Leaders, END Brent Curvey, SLB Jamar Buchanan, MLB Brandon Brown, WLB Joe Woodley, SS JaMaine Billups, FS Marc Timmons, CB Harold Clewis, CB Ellis Hobbs III

Specialists - PK Adam Benike, P Tony Yelk, DS Matt Bockes, H Casey Baldwin, PR Todd Miller, KR David Banks-Bursey

BY QUARTERS	1	2	3	4	OT	Total
Iowa State	48	41	31	53	-	173
Opponents	99	134	104	100	-	437
TEAM STATISTICS	Iowa State		Opponents			
FIRST DOWNS	190		263			
Rushing	87		133			
Passing	87		116			
Penalty	16		14			
RUSHING YARDAGE	1448		2602			
Yards Gained	1838		2830			
Yards Lost	390		228			
Rushing Attempts	446		519			
Average Per Rush	3.2		5.0			
Average Per Game	120.7		216.8			
Rushing TD	10		34			
PASSING YARDAGE	2122		2709			
Attempts	378		340			
Completions	172		227			
Interceptions	16		8			
Average Per Attempt	5.6		8.0			
Average Per Comp.	12.3		11.9			
Average Per Game	176.8		225.8			
Passing TD	10		19			
TOTAL OFFENSE	3570		5311			
Total Plays	824		859			
Average Per Play	4.3		6.2			
Average Per Game	297.5		442.6			
KICKOFF RETURNS	51-963		21-884			
Average	18.9		23.0			
PUNT RETURNS	26-179		39-362			
Average	6.9		9.3			
INTERCEPTION RETURNS	8-131		16-166			
Average	16.4		10.4			
FUMBLES-LOST	23-9		17-11			
PENALTIES-YARDS	68-592		83-640			
Average Per Game	49.3		53.3			
PUNTS-YARDS	87-3403		56-2277			
Average Per Punt	39.1		40.7			
THIRD DOWN CONV.	49/189		69/166			
Conversion Rate	26.1%		42%			
FOURTH DOWN CONV.	8/27		8/15			
Conversion Rate	30%		53%			
SACKS-YARDS	14-95		32-208			
TOUCHDOWNS	21		57			
Rushing	10		34			
Return	2		0			
PAT Kicks	19-19		50-54			
2-point Attempts	2-2		0-3			
Field Goals	8-12		15-18			
Safetyes	0		0			
AVG TIME OF POSSESSION	28:31		31:29			
TOTAL POINTS	173		437			
AVERAGE PER GAME	14.4		36.4			

RUSHING	Player	G	Att	Gain	Loss	Net	Avg.	TD	Lg	Tq	Gm	FIELD GOALS									
												Plays	Yds								
S. Hicks	11	123	497	26	471	3.8	0	31	42.8												
M. Wagner	12	96	458	38	420	4.4	3	32	35.0	A. Benike	4-25	1-2	1-1	0-0	6-8	43					
A. Flynn	11	124	544	148	396	3.2	3	33	36.0	T. Yelk	0-0	0-0	1-2	1-2	2-4	51	0				
H. Rutland	4	30	107	10	97	3.2	3	14	24.2	PUNTING											
W. Terry	6	40	163	89	74	1.9	1	13	12.3	Player	No	Yds	Avg.	Lg	TD	FC	120	Bk			
R. Kock	12	8	31	1	30	3.8	0	8	2.5	T. Yelk	73	3022	41.4	62	7	6	19	2			
Danielsen	12	9	23	8	15	1.7	1	13	1.2	T. Blankenship	10	381	38.1	51	1	0	3	2			
Montgomery	11	1	3	0	3	3.0	0	3	0.3	PUNT RETURNS											
												Player	No	Yds	Avg.	TD	Lg				
												T. Miller	24	167	7.0	0	28				
												J. Billups	1	0	0.0	0	0				
												M. Wagner	1	12	12.0	0	12				
												KICKOFF RETURNS									
												Player	No	Yds	Avg.	TD	Lg				
												L. Young	19	408	21.5	0	43				
												Banks-Bursey	16	312	19.5	0	42				
												E. Hobbs	6	111	18.5	0	31				
												L. Danielsens	5	98	19.6	0	23				
												J. Woodley	2	17	8.5	0	13				
												B. Kellogg	1	0	0.0	0	0				
												R. Kock	1	6	6.0	0	6				
												E. Anderson	1	11	11.0	0	11				
												INTERCEPTIONS									
												Player	No	Yds	Avg.	TD	Lg				
												M. Timmons	2	6	3.0	0	6				
												J. Woodley	2	23	11.5	0	23				
												J. Billups	1	77	77.0	0	77				
												E. Hobbs	1	0	0.0	0	0				
												J. Berryman	1	16	16.0	0	16				
												S. Paris	1	9	9.0	0	9				
												TOTAL OFFENSE LEADERS									
												Player	G	Plays	Rush	Pass	Tot	Avg.			
												A. Flynn	11	336	396	1238	1634	148.5			
												W. Terry	6	136	74	415	489	81.5			
												S. Hicks	11	123	471	0	471	42.8			
												Wagner	12	97	420	39	459	38.2			
												ALL PURPOSE LEADERS									
												Player	G	Rush	Rec	PR	KR	IR	Tot	Avg.	
												Danielsen	12	15	772	0	98	0	885	73.8	
												L. Young	12	0	467	0	408	0	875	72.9	
												S. Hicks	11	471	40	0	0	0	511	46.5	
												DEFENSIVE LEADERS									
												Player	G	Solo	Ast	Tot	TFL	Sack	FRFFBK		
												J. Billups	12	86	30	116	5-15	1-2	1-2	1-1	
												J. Berryman	12	61	49	110	9-48	3-32	1-0	1-0	
												B. Brown	12	76	20	96	12-38	3-20	1-2	0-0	
												N. Leaders	12	50	46	96	3-8	1-5	2-0	0-0	



2004 (7-5, 4-4 BIG 12, T1ST NORTH)

Date	Team	Result	Att.	AP	Rushing			Passing			Total Off.			
					FD	Att	Yds	TD	A-C-I	Yds	TD	Plays	Yds	
54	Iowa State NORTHERN IOWA	W, 23-0	42,865	-	27	56	228	0	28-17-0	176	2	84	378	
				-	7	32	36	0	19-8-0	63	0	51	99	
S11	Iowa State at Iowa	L, 10-17	70,397	-	16	34	66	0	30-15-0	170	1	64	236	
				-	16	44	85	1	16-22-1	220	1	66	305	
S18	Iowa State NORTHERN ILLINOIS	W, 48-41	39,902	-	16	39	117	1	14-28-2	225	3	79	342	
				-	24	46	117	2	33-20-4	285	4	79	402	
O2	Iowa State at Oklahoma State*	L, 7-36	47,554	-	14	37	59	0	24-13-0	160	1	61	219	
				-	25	18	55	189	3	16-9-1	160	1	71	349
O9	Iowa State TEXAS A&M*	L, 3-34	44,307	-	23	42	142	0	43-18-2	161	0	85	303	
				-	20	37	162	1	31-19-0	257	4	68	419	
O16	Iowa State at Colorado*	L, 14-19	44,285	-	24	47	164	0	33-16-1	239	1	80	403	
				-	17	34	141	0	43-18-3	163	1	68	304	
O23	Iowa State at Baylor*	W, 26-25	25,249	-	16	39	109	2	20-12-0	148	1	59	257	
				-	26	41	140	2	39-31-0	310	1	80	450	
O30	Iowa State KANSAS*	W, 13-7	36,384	-	13	54	141	0	19-9-1	51	0	73	192	
				-	13	34	80	0	31-14-3	128	1	65	208	
N6	Iowa State NEBRASKA*	W, 34-27	45,022	-	22	36	102	1	39-18-1	364	3	75	466	
				-	20	35	195	3	43-19-1	249	1	78	444	
N20	Iowa State at Kansas State*	W, 37-23	44,829	-	19	41	161	2	30-16-0	234	1	73	395	
				-	13	46	257	3	18-6-2	58	0	64	315	
N27	Iowa State MISSOURI*	L, 14-17	40,626	-	21	50	143	2	29-16-1	206	0	79	349	
				-	16	50	208	2	24-13-1	150	0	74	358	
D28	Iowa State Miami University (Ohio) [^]	W, 17-13	43,000	-	22	59	295	2	28-10-0	114	0	87	409	
				-	18	25	60	1	44-20-1	240	1	69	300	

[^] - Independence Bowl, Shreveport, La.

Head Coach: Dan McCarney **Captains:** Erik Anderson, Ellis Hobbs, Cale Stubbe, Luke Vander Sanden
Offense - WR Todd Blythe, LT Cale Stubbe, LG Kory Pence, C Luke Vander Sanden, RG Seth Zehr, RT Aaron Brant, FL Jon Davis, QB Bret Meyer, TB Stevie Hicks, TE James Wright, TE Brett Kellogg

Defense - RE Tyson Smith, DT Brent Curvey, NG Nick Leaders, END Shawn Moorehead, SLB Erik Anderson,

WLB Brandon Brown, SS Nick Moser, FS Steve Paris, CB Ellis Hobbs, CB DeAndre Jackson

Specialists - PK Bret Culbertson, P Troy Blankenship, HO Chris Love, DS Lance Schrage, PR Todd Miller, KR Ellis Hobbs

BY QUARTERS	1	2	3	4	OT	Total	RUSHING						FIELD GOALS											
Iowa State	42	72	43	89	0	246	Player	G	Att	Gain	Loss	Net	Avg.	Td	Lg	Gm	Player	18-29	30-39	40-49	50+	Total	Lg	Blk
Opponents	47	92	58	59	3	259	Hicks	12	270	1105	43	1062	3.9	5	41	88.5	Janssen	1-2	1-5	1-2	0-0	3-9	41	0
TEAM STATISTICS	Iowa State		Opponents				Meyer	12	144	530	199	331	2.3	2	23	27.6	Krava	0-1	0-1	0-0	0-0	0-2	0	0
FIRST DOWNS	233		190				Davis	12	9	107	4	103	11.4	0	28	8.6	Culbertson	4-5	4-5	0-0	0-0	8-10	37	0
Rushing	100		80				Thompson	11	21	86	9	77	3.7	0	13	7.0								
Passing	109		98				Flynn	8	32	95	54	41	13.3	1	11	5.0								
Penalty	24		12				T. Johnson	3	6	11	0	11	1.8	1	3	3.7								
RUSHING YARDAGE	1701		1610				Kock	12	3	7	0	7	2.3	1	6	6.6								
Yards Gained	2067		1881				Blythe	12	1	6	0	6	6.0	0	6	6.5								
Yards Lost	366		271				Coleman	9	1	2	0	2	2.0	0	2	2.2								
Rushing Attempts	536		454				Moses	12	1	0	1	-1	-1.0	0	0	-0.1								
Average Per Rush	3.2		3.5				TEAM	9	11	0	30	-30	-2.7	0	0	-3.3								
Average Per Game	141.8		146.4				PASSING																	
Rushing TD	17		17				Player	G	Att	Comp	Int	Eff.	Pct.	Yds	TD	Lg	Gm							
PASSING YARDAGE	2248		2043				Meyer	12	290	149	6	114.4	51.4	1926	10	77	160.5							
Attempts	351		310				Flynn	8	58	24	2	95.43	41.4	303	3	10	37.9							
Completions	174		173				TEAM	8	1	0	0	0.00	0	0	0	0	0							
Interceptions	8		16				Love	1	1	0	0	0.00	0	0	0	0	0.0							
Average Per Attempt	6.4		6.6				Higsmith	9	1	1	0	-1.00	19	0	19	2.1								
Average Per Comp.	12.9		11.8				RECEIVING																	
Average Per Game	187.3		185.7				Player	G	Rec	Yds	Avg.	TD	Lg	Gm										
Passing TD	13		14				Davis	12	88	614	12.8	2	77	51.2										
TOTAL OFFENSE	3949		3653				Blythe	12	39	833	21.4	9	51	69.4										
Total Plays	887		764				Miller	12	31	341	11.0	1	27	28.4										
Average Per Play	4.5		4.8				Moses	12	14	155	11.1	0	42	12.9										
Average Per Game	329.1		332.1				Wright	11	14	126	9.0	0	31	11.5										
KICKOFF RETURNS	27626		41-795				Hicks	12	9	49	5.4	0	13	4.1										
Average	23.2		19.4				Barkema	12	5	53	10.6	1	18	4.4										
PUNT RETURNS	37-310		38-320				Kellogg	7	5	44	8.8	0	14	6.3										
Average	8.4		8.2				Higsmith	9	5	31	6.2	0	7	3.4										
INTERCEPTION RETURNS	17-294		8-86				Thompson	11	2	-3	-1.5	0	1	-0.3										
Average	17.3		10.8				Kock	12	1	3	3.0	0	3	3.0										
FUMBLES-LOST	12-7		17-8				Scalles	10	1	2	2.0	0	2	0.2										
PENALTIES-YARDS	72-593		80-684				SCORING																	
Average Per Game	38.4		62.2				Player	TD	FG	Kick	Rush	Pass	DXP	Saf	Pts									
PUNTS-YARDS	75-2879		63-2511				Blythe	9	0	0	0	0	0	0	0	54								
Average Per Punt	38.4		39.9				Culbertson	0	4	16	4.0	0	0	0	0	40								
THIRD DOWN CONV.	78/209		67/174				S. Hicks	0	0	0	0	0	0	0	0	0								
Conversion Rate	37%		39%				Jansen	0	3	9	0	0	0	0	0	30								
FOURTH DOWN CONV.	7/25		4/15				Curvey	2	0	0	0	0	0	0	0	12								
Conversion Rate	28%		27%				Meyer	2	0	0	0	0	0	0	0	12								
TOUCHDOWNS	31		33				Hicks	2	0	0	0	0	0	0	0	12								
Rushing	11		18				Davis	2	0	0	0	0	0	0	0	12								
Passing	13		15				T. Johnson	1	0	0	0	0	0	0	0	6								
Return	7		0				Scalles	1	0	0	0	0	0	0	0	6								
PK Kicks	25-28		26-33				Flynn	1	0	0	0	1	2	0	0	6								
2-point Attempts	1-4		-				Miller	1	0	0	0	0	0	0	0	6								
Field Goals	11-21		11-11				Robertson	1	0	0	0	0	0	0	0	6								
Safeties	0		0				Moser	1	0	0	0	0	0	0	0	6								
TIME OF POSSESSION	30:06		29:54				Hobbs	1	0	0	0	0	0	0	0	6								
TOTAL POINTS	246		259				Barkema	1	0	0	0	0	0	0	0	6								
AVERAGE PER GAME	20.5		21.6				Kock	1	0	0	0	0	0	0	0	6								
							Wright	0	0	0	0	0	0	0	0	2								
							Krava	0	0	2	2	0	0	0	0	2								
							TEAM	0	0	0	0	1	0	0	0	0								



2005 (7-5, 4-4 BIG 12, T2ND NORTH)

Date	Team	Result	Att.	AP	Rushing				Passing				Total Off. Plays Yds	
					Att	Yds	TD	A-C-I	Yds	TD				
S3	Iowa State	W, 32-21	44,058	-	25	41	92	3	41-30-0	314	1	82	406	
ILLINOIS STATE														
S10	Iowa State	W, 23-3	54,290	-	12	34	89	0	25-10-2	222	2	59	311	
IOWA														
S23	Iowa State at Army	W, 28-21	25,007	-	22	14	32	71	2	26-18-3	158	2	58	229
O1 Iowa State at Nebraska*														
L, 20-27 77,433 23 21 38 57 1 41-23-1 317 1 79 374														
O8 Iowa State at Baylor*														
L, 13-23 45,992 - 19 38 110 1 31-19-1 210 0 69 320														
O15 Iowa State at Missouri*														
L, 24-27 55,016 - 20 54 157 3 25-16-1 169 0 79 326														
O22 Iowa State at Oklahoma State*														
W, 37-10 43,964 - 16 44 137 3 20-13-0 227 1 64 374														
O29 Iowa State at Texas A&M*														
W, 42-14 86,172 - 30 50 178 2 32-20-0 371 4 82 549														
N5 Iowa State at Kansas State*														
W, 45-17 42,686 - 19 53 221 3 23-16-0 194 3 76 415														
N12 Iowa State at Colorado*														
W, 30-16 49,242 - 15 25 36 0 38-20-0 251 1 63 287														
N26 Iowa State at Kansas*														
L, 21-24 42,826 - 17 36 56 1 34-18-1 257 2 70 313														
D31 Iowa State at TCU^														
L, 24-27 37,286 - 12 25 34 0 33-20-2 254 3 58 288														
14 21 46 135 2 33-21-1 275 1 79 410														

^ - EV1.net Houston Bowl, Houston, Texas

Head Coach: Dan McCarney **Captains:** Tim Dobbins, Nick Leaders, Bret Meyer, Kory Pence

Offense - QB Bret Meyer, WR Todd Blythe, WR Austin Flynn, WR Jon Davis, TE Ben Barkema, RB Steve Hicks, OL Scott Fisher, OL Seth Zehr, OL Scott Stephenson, OL Aaron Brant, OL Kory Pence

Defense - DE Shawn Moorehead, DT Brent Curvey, NG Nick Leaders, DE Jason Berryman, LB Jamar Buchanan, LB Tim Dobbins, LB Matt Robertson, S Nik Moser, S Steve Paris, CB DeAndre Jackson, CB LaMarcus Hicks

Specialists - PK Bret Culbertson, P Troy Blankenship, HO Austin Flynn, DS Landon Schrage, PR R.J. Sumrall, KR DeAndre Jackson

BY QUARTERS	1	2	3	4	OT	Total
Iowa State	66	86	86	94	7	339
Opponents	76	37	40	57	20	230
TEAM STATISTICS						
	Iowa State	Opponents				
FIRST DOWNS						
Rushing	230	229				
Passing	83	75				
Penalty	124	140				
RUSHING YARDAGE	1328	1232				
Yards Gained	1687	1577				
Yards Lost	359	345				
Rushing Attempts	491	414				
Average Per Rush	2.7	3.0				
Average Per Game	110.7	102.7				
Rushing TD	20	10				
PASSING YARDAGE						
Attempts	368	446				
Completions	227	256				
Interceptions	10	22				
Average Per Attempt	7.8	6.5				
Average Per Comp.	12.7	11.4				
Average Per Game	239.7	242.3				
Passing TD	19	12				
TOTAL OFFENSE						
Total Plays	4204	4140				
Average Per Play	859	860				
Average Per Game	4.9	4.8				
KICKOFF RETURNS	350.3	345.0				
Average	31-725	32-626				
PUNT RETURNS	23.4	19.6				
Average	26-223	29-340				
INTERCEPTION RETURNS	8.6	11.7				
Average	22-239	10-154				
FUMBLES-LOST	15-11	22-13				
PENALTIES-YARDS	64-567	94-787				
Average Per Game	47.2	65.6				
PUNTS-YARDS						
Average Per Punt	70-2901	65-2570				
THIRD DOWN CONV.	41.4	39.5				
Conversion Rate	69/181	62/181				
FOURTH DOWN CONV.	38%	34%				
Conversion Rate	9/13	10/21				
SACKS-YARDS	69%	48%				
TOUCHDOWNS	27-182	39-243				
Rushing	42	25				
Passing	20	10				
Return	19	12				
2-point Attempts	3	3				
Field Goals	39-41	22-23				
Safeties	1	1				
Avg Time of Possession	14:20	18:22				
TOTAL POINTS	339	230				
AVERAGE PER GAME	28.2	19.2				

RUSHING	Player	G	Att	Gain	Loss	Net	Avg.	TD	Lg	Gm	
											Hicks
Coleman	10	116	433	14	419	3.6	2	28	419		
Kock	12	54	129	0	129	2.4	13	8	108		
Meyer	12	133	410	287	123	0.9	1	39	102		
Brown	5	16	82	5	77	4.8	0	18	54		
Harris	5	11	50	10	40	3.6	0	9	8.0		
Davis	12	3	11	2	9	3.0	0	11	0.8		
Sumrall	12	1	0	2	-2.0	0	0	-0.2			
TEAM	10	8	0	12	-12	-1.5	0	0	-1.2		
PASSING											
Player	G	Att	Comp	Int	Eff.	Pct.	Yds	TD	Lg	Gm	
Meyer	12	368	227	10	139	.617	2876	19	63	240	
RECEIVING											
Player	G	Rec	Yds	Avg.	TD	Lg	Gm				
Flynn	12	56	624	11.1	3	42	52.0				
Blythe	12	51	1000	19.6	9	63	83.3				
Davis	12	41	319	7.8	2	16	26.6				
Sumrall	12	20	311	15.6	0	60	25.9				
Nickel	12	20	263	13.1	2	30	21.9				
Barkema	12	18	244	13.6	2	27	20.3				
Hicks	9	8	39	4.9	0	14	4.3				
Coleman	10	5	22	4.4	1	10	2.2				
Moses	8	4	41	10.2	0	18	5.1				
Kock	12	1	6	6.0	0	5	0.5				
Harris	5	1	6	6.0	0	6	1.2				
Brant	12	1	1	1.0	0	1	0.1				
Meyer	12	1	0	0.0	0	0	0.0				
SCORING											
Player	TD	FG	Kick	Rush	Pass	DXP	Saf	Pts			
Kock	13	0-0	0-0	0-0	0-0	0	0	78			
Culbertson	0	12-16	30-30	0-0	0-0	0	0	66			
Blythe	9	0-0	0-0	0-0	0-0	0	0	54			
S. Hicks	4	0-0	0-0	0-0	0-0	0	0	24			
Flynn	3	0-0	0-0	0-0	0-0	0	0	18			
Coleman	3	0-0	0-0	0-0	0-0	0	0	18			
Barkema	2	0-0	0-0	0-0	0-0	0	0	14			
Davis	2	0-0	0-0	0-0	0-0	0	0	12			
Nickel	2	0-0	0-0	0-0	0-0	0	0	12			
Yelk	0	2-3	5-6	0-0	0-0	0	0	11			
Curvey	1	0-0	0-0	0-0	0-0	0	0	6			
Paris	1	0-0	0-0	0-0	0-0	0	0	6			
Meyer	1	0-0	0-0	0-1	0-0	0	0	6			
Hicks	1	0-0	0-0	0-0	0-0	0	0	6			
TEAM	0	0-0	0-0	0-0	0-0	0	2	4			
Culbertson	0	0-0	4-4	0-0	0-0	0	0	4			
Arceo	0	0-1	0-1	0-0	0-0	0	0	0			

FIELD GOALS													
Player	18-29	30-39	40-49	50+	Total	Lg	Bk						
Arceo	0	1	0	0	0	0	0						
Yelk	2	2	0	1	0	0	0						
Culbertson	3	4	6	6	6	0	0						
PUNTING													
Player	No	Yds	Avg	Lg	TB	FC	20	Bk					
Blankenship	68	2894	42.6	69	8	12	17	1					
PUNT RETURNS													
Player	No	Yds	Avg	TD	Lg								
Sumrall	15	115	7.7	0	31								
Baum	9	106	11.8	0	38								
TEAM	1	1	1.0	0	0								
Berg	1	1	1.0	0	0								
KICKOFF RETURNS													
Player	No	Yds	Avg	TD	Lg								
Jackson, De.	22	465	21.1	0	59								
Flynn	4	71	17.8	0	21								
Jackson, D.	2	125	62.5	0	68								
Sumrall	2	52	26.0	0	27								
Baum	1	12	12.0	0	12								
INTERCEPTIONS													
Player	No	Yds	Avg	TD	Lg								
Hicks	5	44	8.8	1	28								
Jackson, De.	4	18	4.5	0	11								
Moser	4	19	4.8	0	19								
Paris	3	58	19.3	0	28								
Berryman	1	4	4.0	0	4								
Robertson	1	5	5.0	0	5								
Carper	1	0	0.0	0	0								
Dobbins	1	25	25.0	0	25								
Curvey	1	66	66.0	1	66								
Jackson, D.	1	0	0.0	0	0								
TOTAL OFFENSE LEADERS													
Player	G	Plays	Rush	Pass	Tot	Avg							
Meyer	12	501	123	2876	2999	249.9							
Hicks	9	149	545	0	545	60.6							
Coleman	10	116	419	0	419	41.9							
ALL PURPOSE LEADERS													
Player	G	Rush	Rec	PR	KR	IR	Tot	Avg					
Blythe	12	0	1000	0	0	0	1000	83.3					
Flynn	12	0	624	0	71	0	695	57.9					
Hicks, S.	9	545	39	0	0	0	584	64.9					
DEFENSIVE LEADERS													
Player	G	Solo	Asst	Tot	TFL	Sack	FRFFBk						
Dobbins	12	48	55	103	75-22	1-9	- 1 -						
Robertson	12	47	56	103	5-10	- 1 -	-						



2007 (3-9, 2-6 BIG 12, T5TH NORTH)

Date	Team	Result	Att.	AP	Rushing				Passing			Total Off.		
					Att	Yds	TD	A-C-I	Yds	TD	Plays	Yds		
A30	Iowa State KENT STATE	L, 14-23	47,313	-	19	39	158	1	23-14-2	148	1	62	306	
S8	Iowa State NORTHERN IOWA	L, 13-24	56,795	-	25	36	129	2	48-29-2	270	0	84	399	
S15	Iowa State IOWA	W, 15-13	49,516	-	19	41	147	1	29-23-0	180	2	70	327	
S22	Iowa State at Toledo	L, 35-36	15,219	-	17	39	143	0	29-21-0	157	0	68	300	
S29	Iowa State at Nebraska*	L, 17-35	84,703	-	16	34	115	1	23-12-0	118	0	57	233	
O6	Iowa State at Texas Tech*	L, 17-42	46,558	-	22	52	146	2	33-24-1	251	3	85	397	
O13	Iowa State TEXAS*	L, 3-56	52,060	-	14	29	93	0	27-19-1	135	0	66	228	
O20	Iowa State OKLAHOMA*	L, 7-17	49,511	-	23	28	39	216	3	31-23-0	298	4	70	514
O27	Iowa State at Missouri*	L, 28-42	53,386	-	15	34	95	1	32-19-1	174	0	66	269	
N3	Iowa State KANSAS STATE*	W, 31-20	45,551	-	4	21	45	133	2	28-16-1	183	0	73	316
N10	Iowa State COLORADO*	W, 31-28	45,487	-	25	39	152	2	48-33-0	237	1	87	389	
N17	Iowa State at Kansas*	L, 7-45	51,050	-	13	23	28	116	3	37-28-1	250	1	65	366
				-	14	40	120	2	26-17-1	228	1	66	348	
				-	22	29	78	1	45-28-2	347	1	74	425	
				-	18	42	162	2	27-13-1	189	2	69	351	
				-	17	32	157	2	40-23-0	262	2	72	419	
				-	16	26	52	1	43-24-1	182	0	69	234	
				-	4	31	37	212	1	35-30-0	354	5	72	566

Head Coach: Gene Chizik **Captains:** Todd Blythe, Alvin Bowen, Bret Meyer
Offense - QB Bret Meyer, WR Todd Blythe, WR Marquis Hamilton, WR R.J. Sumrall, TE Ben Barkema, RB Alexander Brown, OL Ben Lamaak, OL Doug Dedrick, OL Tom Schmeling, OL Brandon Johnson, OL Reggie Stephens
Defense - DE Rashawn Parker, DT Bryce Braaksma, NG Ahtyba Rubin, DE Kurtis Taylor, LB Jon Banks, LB Jesse Smith, LB Alvin Bowen, S Chris Brown, S James Smith, CB Chris Singleton, CB Allen Bell
Specialists - PK Bret Culbertson, P Mike Brandtner, HO Derec Schmidgall, DS Matt Purvis, PR Drenard Williams, KR Milan Moses

BY QUARTERS	1	2	3	4	OT	Total	RUSHING									
Iowa State	43	61	56	58	0	218	Player	G	Att	Gain	Loss	Net	Avg.	TD	Lg	Gm
Opponents	73	116	111	81	0	381	Bass	11	118	509	44	465	3.9	6	37	42.3
TEAM STATISTICS	Iowa State						Opponents									
FIRST DOWNS	230						253									
Rushing	93						89									
Passing	120						148									
Penalty	17						16									
RUSHING YARDAGE	1484						1633									
Yards Gained	1845						1918									
Yards Lost	361						285									
Rushing Attempts	473						413									
Average Per Rush	3.1						4.0									
Average Per Game	123.7						136.1									
Rushing TD	16						20									
PASSING YARDAGE	2439						3051									
Attempts	423						399									
Completions	254						278									
Interceptions	14						10									
Average Per Attempt	5.8						7.6									
Average Per Comp.	9.6						11.0									
Average Per Game	203.2						254.2									
Passing TD	9						24									
TOTAL OFFENSE	3923						4684									
Total Plays	896						812									
Average Per Play	4.4						5.8									
Average Per Game	326.9						390.3									
KICKOFF RETURNS	57-1056						44-1071									
Average	18.5						24.3									
PUNT RETURNS	12-39						23-186									
Average	3.2						8.1									
INTERCEPTION RETURNS	10-140						14-252									
Average	14.0						18.0									
FUMBLES-LOST	18-11						17-8									
PENALTIES-YARDS	56-509						63-624									
Average Per Game	42.4						52.0									
PUNTS-YARDS	69-2721						52-1972									
Average Per Punt	39.4						37.9									
THIRD DOWN CONV.	88/210						67/155									
Conversion Rate	42%						43%									
FOURTH DOWN CONV.	13/23						9/16									
Conversion Rate	57%						56%									
SACKS-YARDS	20-156						17-108									
TOUCHDOWNS	27						50									
Rushing	16						20									
Passing	9						24									
Return	2						6									
PAT Kicks	26-27						46-47									
2-point Attempts	1						2									
Field Goals	10-18						11-15									
Specialties	0						0									
AVG TIME OF POSSESSION	32:50						27:09									
TOTAL POINTS	218						381									
AVERAGE PER GAME	18.2						31.8									

FIELD GOALS													
Player	18-29	30-39	40-49	50+	Total	Lg	Bk						
Culbertson	5-5	3-6	2-7	0-0	10-18	42	1						
PUNTING													
Player	No	Yds	Avg.	Lg	TD	FC	20	Bk					
Brandtner	69	2721	39.4	62	7	17	19	0					
PUNT RETURNS													
Player	No	Yds	Avg.	TD	Lg								
Williams	7	48	6.9	0	14								
Sandvig	3	-9	-3.0	0	0								
Blythe	2	0	0.0	0	0								
KICKOFF RETURNS													
Player	No	Yds	Avg.	TD	Lg								
Moses	17	306	18.0	0	32								
Sumrall	15	307	20.5	0	41								
Bell	9	140	15.6	0	40								
Williams	7	158	22.6	0	39								
McDowell	1	35	35.0	0	35								
Robinson	1	16	16.0	0	16								
Bass	1	14	14.0	0	14								
Frere	1	14	14.0	0	14								
Schmidgall	1	18	18.0	0	18								
Howe	1	7	7.0	0	7								
Smith	1	0	0.0	0	0								
INTERCEPTIONS													
Player	No	Yds	Avg.	TD	Lg								
Singleton	4	37	9.2	1	21								
Smith	2	44	22.0	0	29								
Bowen	1	0	0.0	0	0								
McDowell	1	25	25.0	1	25								
Banks	1	8	8.0	0	8								
Bell	1	26	26.0	0	26								
TOTAL OFFENSE LEADERS													
Player	G	Plays	Rush	Pass	Tot	Avg.							
Meyer	12	477	292	2151	2443	203.6							
Robinson	11	118	465	0	465	42.3							
Bass	9	123	462	0	462	51.3							
ALL PURPOSE LEADERS													
Player	G	Rush	Rec	PR	KR	IR	Tot	Avg.					
Blythe	12	0	779	0	0	0	779	64.9					
Sumrall	12	-3	434	0	348	0	779	64.9					
Robinson	11	465	167	0	16	0	648	58.9					
DEFENSIVE LEADERS													
Player	G	Solo	Asst	Tot	TFL	Sack	FRFFBk						
Bowen	12	67	32	99	125	51	2-18	15					
Banks	12	50	30	80	9	32	-	0					
Smith, Ja.	12	55	24	79	45	10	0-3	2					
Smith, Je.	12	36	43	79	35	11	0-7	2					



2008 (2-10, 0-8 BIG 12, 6TH NORTH)

Date	Team	Result	Att.	AP	FD	Rushing			Passing			Total Off.				
						Att	Yds	TD	A-C-I	Yds	TD	Plays	Yds			
A28	Iowa State	W, 44-17	46,617		20	42	229	2	19	-13	0	159	2	61	388	
	SOUTH DAKOTA STATE															
S6	Iowa State	W, 48-28	49,805		18	25	180	2	37	-23	5	170	0	62	350	
	KENT STATE															
S13	Iowa State	L, 5-17	70,585		18	27	73	0	40	-24	3	252	0	67	410	
	at Iowa															
S20	Iowa State	L, 31-34	25,567		14	35	151	2	28	-13	0	155	2	63	306	
	at UNLV															
O4	Iowa State	L, 33-35	47,847		20	31	97	1	46	-27	1	268	3	77	365	
	KANSAS*															
O11	Iowa State	L, 10-38	30,548		16	19	39	117	2	26	-18	1	319	3	65	436
	at Baylor*															
O18	Iowa State	L, 7-35	48,794		27	50	201	2	26	-22	2	288	2	76	435	
	NEBRASKA*															
O25	Iowa State	L, 35-49	45,495		34	39	173	3	46	-28	0	401	1	85	574	
	TEXAS A&M*															
N1	Iowa State	L, 17-59	46,718		17	38	122	1	35	-20	2	240	1	74	362	
	at Oklahoma State*															
N8	Iowa State	L, 24-28	46,440		9	28	36	263	3	29	-16	0	215	5	65	682
	at Colorado*															
N15	Iowa State	L, 20-52	46,013		21	32	148	0	41	-24	1	274	4	73	422	
	MISSOURI*															
N22	Iowa State	L, 30-38	41,266		12	24	25	151	4	54	-36	2	326	2	77	444
	MISSOURI*															
	at Kansas State*															

Head Coach: Gene Chizik **Captains:** R.J. Sumrall, Kurtis Taylor, Jason Scales, Brandon Hunley
Offense - QB: Austen Arnaud, WR Darius Darks, WR Houston Jones, WR R.J. Sumrall, TE Derrick Catlett, RB Alexander Robinson, OL Scott Dedrick, OL Alex Alvarez, OL Ben Lamaak, OL Kelechi Osemele OL Reggie Stephens
Defense - DE: Rashawn Parker, DT Michael Tate, NG Nate Frere, DE Kurtis Taylor, LB Cameron Bell, LB Jesse Smith, LB Fred Garrin, S Brandon Hunley, S James Smith, CB Chris Singleton, CB Leonard Johnson
Specialists - PK: Grant Mahoney, P Mike Brandtner, HO Derec Schmidgall, DS Dakota Zimmerman, PR Devin McDowell, KR Leonard Johnson

BY QUARTERS	1	2	3	4	OT	Total
Iowa State	69	63	64	105	3	304
Opponents	73	129	99	123	6	430

TEAM STATISTICS	Iowa State	Opponents
FIRST DOWNS	241	270
Rushing	87	116
Passing	136	140
Penalty	18	14
RUSHING YARDAGE	1661	2114
Yards Gained	1884	2349
Yards Lost	223	235
Rushing Attempts	403	438
Average Per Rush	4.1	4.8
Average Per Game	138.4	176.2
Rushing TD	18	25
PASSING YARDAGE	2981	3320
Attempts	438	371
Completions	261	250
Interceptions	11	11
Average Per Attempt	6.8	8.9
Average Per Comp.	11.4	13.3
Average Per Game	248.4	276.7
Passing TD	17	31
TOTAL OFFENSE	4642	5434
Total Plays	841	809
Average Per Play	5.5	6.7
Average Per Game	386.8	452.8
KICKOFF RETURNS	59-1428	53-1113
Average	24.2	21.0
PUNT RETURNS	16-148	14-168
Average	9.2	12.0
INTERCEPTION RETURNS	11-208	11-142
Average	9.2	12.9
FUMBLES-LOST	18-11	30-15
PENALTIES-YARDS	77-689	58-472
Average Per Game	37.4	39.3
PUNTS-YARDS	51-2124	39-1572
Average Per Punt	41.6	40.3
TIME OF POSSESSION	30:46	29:14
THIRD DOWN CONV	67-176	76-149
Conversion Rate	38%	51%
FOURTH DOWN CONV	10-20	12-16
Conversion Rate	50%	75%
SACKS BY-YARDS	17-111	19-111
TOUCHDOWNS	36	59
Rushing	18	25
Passing	17	31
Return	1	3
PAT Kicks	33-33	54-55
2-point Attempts	2	3
Field Goals	17-25	6-10
Safeties	1	0
TOTAL POINTS	304	430
Average Per Game	25.3	35.8

RUSHING	G	Att	Gain	Loss	Net	Avg	TD	Lg	Gm
Arnaud	11	153	734	31	703	4.6	6	67	63.9
Robinson	12	109	511	110	401	3.7	5	26	33.4
Scales	12	60	199	14	185	3.1	5	15	15.4
Bates	11	24	192	26	166	6.9	0	56	15.5
Bass	6	42	151	21	130	3.1	1	17	21.7
Harris	8	8	79	1	78	9.8	1	68	9.8
O'Connell	12	0	0	0	0	0.0	0	0	0.9
Darks	12	1	5	0	5	5.0	0	5	0.4
Thompson	1	1	2	0	2	2.0	0	2	2.0
Johnson	12	1	0	1	-1	-1.0	0	0	-0.1
TEAM	8	3	0	7	-7	-2.3	0	0	-0.9
Hamilton	12	1	0	12	-12	-12.0	0	0	-1.0

PASSING	G	Att	Comp	Int	Eff	Pct	Yds	TD	Lg	Gm
Arnaud	12	401	247	10	127.4	61.6	2792	15	54	232.7
Bates	11	24	11	1	112.9	45.8	137	2	27	12.5
TEAM	8	9	0	0	-	0.0	0	0	0	0.0
Darks	12	1	1	0	1.00	13	0	13	1.1	
Hamilton	12	1	1	0	1.00	17	0	17	1.4	
Brandtner	10	1	1	0	1.00	22	0	22	2.2	

RECEIVING	G	Rec	Yds	Avg	TD	Lg	Gm
Sumrall	12	57	750	13.2	7	49	62.5
Darks	12	49	477	9.7	1	54	39.8
Harris	12	32	384	12.0	0	27	32.0
Hamilton	12	26	301	11.6	3	37	25.1
Catlett	12	20	230	11.5	0	33	19.2
Johnson	12	18	188	10.4	3	24	15.7
Robinson	11	17	160	9.4	0	30	14.5
Franklin	12	15	258	17.2	2	53	21.5
Scales	12	8	58	7.2	0	18	4.8
Zitek	7	7	68	9.7	0	19	9.7
Bass	6	4	21	5.2	0	10	3.5
Bykowski	10	3	21	7.0	0	10	2.1
Neal	7	2	23	11.5	1	22	3.3
Mansfield	11	1	22	22.0	0	22	2.0
Arnaud	12	1	13	13.0	0	13	1.1
Messiah	12	1	7	7.0	0	7	0.6

SCORING	TD	FG	Kick	Rush	Pass	DXP	Saf	Pts
Mahoney	0	17-25	33-33	0-0	0-0	0	0	84
Sumrall	7	0-0	0-0	0-0	0-0	0	0	42
Robinson	6	0-0	0-0	0-0	0-0	0	0	36
Scales	5	0-0	0-0	0-0	0-0	0	0	30
Arnaud	3	0-0	0-0	1-2	0-0	0	0	30
Hamilton	3	0-0	0-0	0-0	0-0	0	0	18
Johnson	2	0-0	0-0	0-0	0-0	0	0	18
Franklin	1	0-0	0-0	0-0	0-0	0	0	12
Darks	1	0-0	0-0	0-0	0-0	0	0	8
Harris	1	0-0	0-0	0-0	0-0	0	0	6
Neal	1	0-0	0-0	0-0	0-0	0	0	6
Bass	1	0-0	0-0	0-0	0-0	0	0	6
Schmidgall	1	0-0	0-0	0-0	0-0	0	0	6
TEAM	0	0-0	0-0	0-0	0-0	0	1	2

FIELD GOALS	Player	18-29	30-39	40-49	50+	Total	Lg	Bk
	Mahoney	2-3	10-13	5-8	0-1	17-25	48	1

PUNTING	Player	No	Yds	Avg	Lg	TB	FC	120	Bk
	Brandtner	51	2124	41.6	69	7	15	19	0

PUNT RETURNS	Player	No	Yds	Avg	TD	Lg
	O'Connell	9	77	8.6	0	21
	McDowell	5	35	7.0	0	17
	Jones	1	4	4.0	0	0
	Scales	1	32	32.0	0	0

KICKOFF RETURNS	Player	No	Yds	Avg	TD	Lg
	Johnson	41	1081	26.4	0	73
	Sumrall	7	140	20.0	0	34
	Bell	4	91	22.8	0	24
	Catlett	4	38	9.5	0	14
	McDowell	2	64	32.0	0	33
	Frere	1	14	14.0	0	14

INTERCEPTIONS	Player	No	Yds	Avg	TD	Lg
	Bibbs	2	53	26.5	0	53
	Johnson	2	3	1.5	0	3
	Garrin	2	3	1.5	0	3
	McDowell	1	4	3.0	0	3
	Taylor	1	48	48.0	0	48
	Schmidgall	1	37	37.0	1	37
	Alburitt	1	61	61.0	0	61
	Bell	1	0	0.0	0	0

TOTAL OFFENSE LEADERS	Player	G	Plays	Rush	Pass	Tot	Avg
	Arnaud	12	510	401	2792	3193	266.1
	Robinson	11	154	703	0	703	63.9
	Banks	11	48	166	137	303	27.5

ALL PURPOSE LEADERS	Player	G	Rush	Rec	PR	KR	IR	Tot	Avg
	Johnson	12	0	0	0	0	0	01081	3
	Sumrall	12	0	750	0	140	0	890	74.2
	Robinson	11	703	160	0	0	0	863	78.5

DEFENSIVE LEADERS	Player	G	Solo	Ast	Tot	TFL	Sack	FR	FF	Bk
	Smith, Ja.	11	58	27	85	1-1	-	1	1	-
	Smith, Je.	12	43	41	84	5-17	-	2	2	-
	Garrin	12	35	28	63	6.5-25	-	1	1	-



2009 (7-6, 3-5 BIG 12, 4TH NORTH)

Date	Team	Result	Att.	AP	FD	Rushing			Passing			Total Off.		
						Att	Yds	TD	A-C-I	Yds	TD	Plays	Yds	
S3	Iowa State	W, 34-17	48,831	-	26	40	204	2	31	17-0	238	2	71	442
NORTH DAKOTA STATE														
S12	Iowa State	L, 3-35	52,089	-	15	34	190	0	31	13-5	113	0	65	303
IOWA														
S19	Iowa State	W, 34-14	15,808	-	16	42	234	3	28	16-1	170	1	72	426
at Kent State														
S26	Iowa State	W, 31-10	50,532	-	18	44	203	3	19	10-0	173	1	64	376
ARMY														
O3	Iowa State	L, 23-24	40,851	-	20	41	207	1	27	13-0	164	2	68	371
vs. Kansas State^A*														
O10	Iowa State	L, 36-41	48,203	-	26	43	219	3	41	25-0	206	2	84	512
at Kansas*														
O17	Iowa State	W, 24-10	42,253	-	27	46	240	2	49	37-1	442	4	80	551
BAYLOR*														
O24	Iowa State	W, 9-7	85,938	-	11	48	137	0	19	9-0	102	1	67	239
at Nebraska*														
O31	Iowa State	L, 10-35	72,530	-	19	34	169	1	27	18-2	155	0	61	324
at Texas A&M*														
N7	Iowa State	L, 8-34	40,540	-	13	26	54	0	28	14-3	188	1	54	242
OKLAHOMA STATE*														
N14	Iowa State	W, 17-10	43,208	-	19	46	194	0	26	12-1	116	2	72	310
COLORADO*														
N21	Iowa State	L, 24-34	55,573	-	20	28	77	1	41	29-2	259	2	69	336
at Missouri*														
D31	Iowa State	W, 14-13	45,090	-	22	44	212	1	26	19-2	216	1	70	428
vs. Minnesota\$														

^ - at Arrowhead Stadium in Kansas City, Mo. \$ - Insight Bowl at Tempe, Ariz.

Head Coach: Paul Rhoads **Captains:** Austen Arnaud, Nate Frere, Reggie Stephens, James Smith, Derec Schmidgall

Offense - QB: Austen Arnaud, WR Marquis Hamilton, WR Jake Williams, WR Darius Darks, TE Derrick Catlett,

RB Alexander Robinson, OL Alex Alvarez, OL Scott Haughton, OL Ben Lamaak, OL Kelechi Osemele, OL Reggie Stephens,

Defense - DE: Patrick Neal, DT Bailey Johnson, DE Nate Frere, DE Christopher Lyle, LB Zimmer Ravel, LB Jesse Smith,

LB Fred Garrin, S David Sims, S James Smith, CB Ter'Ran Benton, CB Leonard Johnson

Specialists - PK: Grant Mahoney, P Mike Brandtner, HO Derec Schmidgall, DS Dakota Zimmerman, PR Josh Lenz, KR David Sims

BY QUARTERS	1	2	3	4	OT	Total
Iowa State	53	100	73	41	0	267
Opponents	73	58	66	87	0	284
TEAM STATISTICS						
Iowa State	Opponents					
FIRST DOWNS	252	286				
Rushing	122	122				
Passing	120	148				
Penalty	10	16				
RUSHING YARDAGE	2340	2147				
Yards Gained	2535	2377				
Yards Lost	195	223				
Rushing Attempts	516	495				
Average Per Rush	4.5	4.4				
Average Per Game	180.0	165.7				
Rushing TD	17	13				
PASSING YARDAGE	2401	3254				
Attempts	380	434				
Completions	220	269				
Interceptions	17	15				
Average Per Attempt	6.3	7.5				
Average Per Comp.	10.9	12.1				
Average Per Game	184.7	250.2				
Passing TD	47	23				
TOTAL OFFENSE	4741	5406				
Total Plays	896	929				
Average Per Play	5.3	5.8				
Average Per Game	364.7	415.8				
KICKOFF RETURNS	2401	54-978				
Average	21.4	18.1				
PUNT RETURNS	27-164	16-35				
Average	6.1	2.2				
INTERCEPTION RETURNS	15-133	17-140				
Average	8.9	8.2				
FUMBLES-LOST	19-11	32-17				
PENALTIES-YARDS	71-648	66-540				
Average Per Game	49.8	41.5				
PUNTS-YARDS	67-2701	64-2505				
Average Per Punt	40.3	39.1				
Net Punt Average	38.3	35.6				
TIME OF POSSESSION	28:17	31:43				
THIRD DOWN CONV	79-191	65-173				
Conversion Rate	41%	38%				
FOURTH DOWN CONV	7-12	16-19				
Conversion Rate	58%	68%				
SACKS BY-YARDS	16-96	16-102				
MISC YARDS	0	34				
TOUCHDOWNS	33	36				
Rushing	17	13				
Passing	16	23				
Return	0	0				
PAT Kicks	26-30	35-36				
2-point Attempts	3	0				
Field Goals	13-20	11-15				
Safeties	0	0				
TOTAL POINTS	267	284				
Average Per Game	20.5	21.8				

FIELD GOALS												
Player	18-29	30-39	40-49	50+	Total	Lg	Bk					
Mahoney	3-3	5-7	2-5	3-5	13-20	52	1					
PUNTING												
Player	No	Yds	Avg.	Lg	TD	FC	120	Bk				
Brandtner	66	2690	40.8	64	5	23	24	0				
Arnaud	1	11	11.0	11	0	0	0	0				
PUNT RETURNS												
Player	No	Yds	Avg.	TD	Lg							
Lenz	20	96	4.8	0	44							
Sims	3	34	11.3	0	15							
O'Connell	2	12	6.0	0	6							
Sandvig	1	10	10.0	0	0							
Zitek	1	12	12.0	0	12							
KICKOFF RETURNS												
Player	No	Yds	Avg.	TD	Lg							
Sims	22	514	23.4	0	60							
Johnson	17	347	20.4	0	35							
Lenz	8	226	28.2	0	56							
Mansfield	5	28	5.6	0	9							
INTERCEPTIONS												
Player	No	Yds	Avg.	TD	Lg							
Sims	5	79	15.8	0	41							
Johnson	2	0	0.0	0	0							
Smith	2	2	1.0	0	2							
Garrin	2	27	13.5	0	21							
Banks	1	-2	-2.0	0	0							
Smith	1	0	0.0	0	0							
Frere	1	16	16.0	0	16							
O'Connell	1	11	11.0	0	11							
TOTAL OFFENSE LEADERS												
Player	G	Plays	Rush	Pass	Tot	Avg.						
Arnaud	12	450	561	2015	2576	214.7						
Robinson	12	233	1195	10	1205	100.4						
Tiller	7	117	216	376	592	84.6						
ALL PURPOSE LEADERS												
Player	G	Rush	Rec	PK	KR	IR	Tot	Avg.				
Robinson	12	1195	261	0	0	0	1456	121				
Sims	13	0	0	34	514	79	627	48.2				
Hamilton	13	0	606	0	0	0	606	46.6				
DEFENSIVE LEADERS												
Player	G	Solo	Asst	Tot	TFL	Sack	FRFFBk					
Smith, Je.	13	71	64	135	5-8	-	1-1					
Smith, Ja.	13	53	39	92	5-1	-	2-2					
Garrin	13	52	37	89	5-7	1-1	1-1					
Sims	13	44	44	88	3-5	1-6	-2					



2010 (5-7, 3-5 BIG 12, T3RD NORTH)

Date	Team	Result	Att.	AP	Rushing			Passing			Total Off.		
					Att	Yds	TD	A-C-I	Yds	TD	Plays	Yds	
S2	Iowa State	W, 27-10	43,116	-	25	37	138	3	36-27-2	265	0	73	403
	NORTHERN ILLINOIS			-	14	36	156	1	29-14-3	93	0	65	249
S11	Iowa State	L, 7-35	70,585	-	15	25	78	0	44-20-3	197	1	69	275
	at Iowa			9	20	50	275	3	20-11-0	204	2	70	479
S18	Iowa State	L, 20-27	38,468	-	20	40	171	0	28-15-0	122	1	68	293
	vs. Kansas State^A*			-	24	50	262	3	12-6-1	104	0	62	366
S25	Iowa State	W, 27-0	48,874	-	15	35	117	1	24-12-0	93	0	59	210
	NORTHERN IOWA			-	17	43	146	0	23-12-3	174	0	66	320
O2	Iowa State	W, 52-38	43,162	-	22	50	251	2	28-20-0	190	4	78	441
	TEXAS TECH*			-	28	25	131	0	62-42-1	377	5	87	508
O9	Iowa State	L, 27-68	43,195	-	19	32	170	2	31-13-2	178	2	63	348
	UTAH			10	28	43	239	4	36-26-1	354	3	79	593
O16	Iowa State	L, 0-52	84,024	-	10	33	59	0	27-15-0	124	0	60	183
	at Oklahoma*			6	37	56	325	4	38-32-0	347	3	94	672
O23	Iowa State	W, 28-21	100,142	-	16	45	199	2	23-11-1	136	2	68	335
	at Texas*			22	25	29	96	0	57-34-3	344	2	86	440
O30	Iowa State	W, 28-16	46,485	-	21	40	232	3	26-16-0	168	0	66	400
	KANSAS*			-	20	42	119	0	33-22-1	149	1	75	268
N6	Iowa State	L, 30-31	51,159	-	24	48	157	1	32-21-2	203	3	80	360
	NEBRASKA*	OT		9	15	52	235	3	12-7-0	79	0	64	314
N13	Iowa State	L, 14-34	42,722	-	16	26	(-6)	1	42-27-0	235	1	68	229
	at Colorado*			-	18	45	118	0	24-16-0	266	3	69	384
N20	Iowa State	L, 0-14	41,776	-	17	44	152	0	32-14-0	180	0	76	332
	MISSOURI*			15	17	41	134	1	26-16-0	172	1	67	306

^ - Arrowhead Stadium at Kansas City, Mo.

Head Coach: Paul Rhoads **Captains:** Austen Arnaud, Rashawn Parker, Michael O'Connell, Alexander Robinson

Offense - QB Austen Arnaud, WR Darius Reynolds, WR Jake Williams, WR Darius Darks, TE Collin Franklin,

RB Alexander Robinson, OL Alex Alvarez, OL Brayden Burris, OL Ben Lamaak, OL Kelechi Osemele, OL Hayworth Hicks

Defense - DE Jake Lattimer, DT Bailey Johnson, NG Stephen Rumpolhamer, DE Rashawn Parker, LB A.J. Klein, LB Jake Knott,

LB Matt Morton, S David Sims, S Michael O'Connell, CB Ter'ran Benton, CB Leonard Johnson

Specialists - PK Grant Mahoney, P Kirby Van Der Kamp, HO Daniel Kuehl, DS Dakota Zimmerman, PR Josh Lenz, KR Leonard Johnson

BY QUARTERS	1	2	3	4	OT	Total	RUSHING										FIELD GOALS														
Iowa State	31	82	58	83	6	260	Player	G	Att	Gain	Loss	Net	Avg.	TD	Lg	Gm	Player	18-29	30-39	40-49	50+	Total	Lg	Blk							
Opponents	46	121	88	84	7	346	Robinson	12	202	995	49	946	4.7	9	65	78.8	Mahoney	1-2	3-4	3-6	1-5	8-17	57	0							
							Arnaud	11	103	401	114	287	2.8	2	22	26.1															
TEAM STATISTICS	Iowa State						Opponents						PUNTING																		
FIRST DOWNS	220						263						Player										No	Yds	Avg.	Lg	TD	Blk			
Rushing	95						130						VanDerKamp										60	2710	45.2	74	6	22	0		
Passing	105						121						Arnaud										2	52	26.0	28	0	2	0		
Penalty	20						12						Tiller										1	38	38.0	38	1	0	0	0	
RUSHING YARDAGE	1718						2236						Kuehl										1	18	18.0	18	0	0	0	0	
Yards Gained	2042						2421						PUNT RETURNS																		
Yards Lost	324						185						Player										No	Yds	Avg.	TD	Lg				
Rushing Attempts	455						512						Lenz										14	145	10.4	1	62				
Average Per Rush	3.8						4.4						Sims										1	-1	-1.0	0	0				
Average Per Game	143.2						186.3						KICKOFF RETURNS																		
Rushing TD	15						19						Player										No	Yds	Avg.	TD	Lg				
PASSING YARDAGE	2091						2663						Johnson										25	585	23.4	0	62				
Attempts	373						372						Sims										16	372	23.2	0	38				
Completions	211						238						Lenz										6	125	20.8	0	42				
Interceptions	10						13						Reynolds										2	36	18.0	0	20				
Average Per Attempt	5.6						7.2						Mansfield										1	7	7.0	0	7				
Average Per Comp.	9.9						11.2						Kaufman										1	9	9.0	0	9				
Average Per Game	174.2						221.9						Woody										1	9	9.0	0	9				
Passing TD	14						20						Hamlin										1	0	0.0	0	0				
TOTAL OFFENSE	3809						4899						Reeves										1	42	42.0	1	42				
Total Plays	828						884						INTERCEPTIONS																		
Average Per Play	4.6						5.5						Player										No	Yds	Avg.	TD	Lg				
Average Per Game	317.4						408.2						Knott										4	26	6.5	0	10				
KICKOFF RETURNS	54-1185						36-970						Klein										3	100	33.3	2	69				
Average	21.9						26.9						Reeves										2	94	47.0	1	94				
PUNT RETURNS	15-144						19-234						Johnson										1	0	0.0	0	0				
Average	9.6						12.3						Sandvig										1	11	11.0	0	11				
INTERCEPTION RETURNS	13-231						10-191						O'Connell										1	0	0.0	0	0				
Average	17.8						19.1						Sims										1	0	0.0	0	0				
FUMBLES-LOST	17-7						23-10						TOTAL OFFENSE LEADERS																		
PERCENTAGE-YARDS	71-616						61-553						Player										G	Plays	Rush	Pass	Tot	Avg.			
Average Per Game	51.3						46.1						Arnaud										11	393	287	1703	1990	180.9			
PUNTS-YARDS	64-2818						55-2286						Robinson										12	202	946	0	946	78.8			
Average Per Punt	44.0						41.6						Tiller										8	124	66	363	429	53.6			
TIME OF POSSESSION	28:33						31:27						ALL PURPOSE LEADERS																		
THIRD DOWN CONV	68-181						76-177						Player										G	Rush	Rec	PR	KR	IR	Tot	Avg.	
Conversion Rate	43%						43%						Robinson										12	946	201	0	0	0	1147	95.6	
FOURTH DOWN CONV	9-23						13-19						Johnson										13	218	14	0	585	0	817	68.1	
Conversion Rate	39%						68%						Franklin										13	0	530	0	0	0	530	44.2	
SACKS BY-YARDS	11-76						33-191						DEFENSIVE LEADERS																		
TOUCHDOWNS	34						42						Player										G	Solo	Asst	Tot	TFL	Sack	FR	FF	Blk
Rushing	15						19						Knott										12	69	61	130	6-15	1-6	1-4	-	
Passing	14						20						Klein										12	47	64	111	8-16	-	-	-	
Return	5						3						Sims										12	55	41	96	1-1	-	1-3	-	
PAT Kicks	32-33						41-41																								
2-point Attempts	1						1																								
Field Goals	8-17						17-23																								
Safeties	0						0																								
TOTAL POINTS	260						346																								
Average Per Game	21.7						28.8																								



2011 (6-7, 3-6 BIG 12, 8TH)

Date	Team	Result	Att.	AP	Rushing				Passing				Total Off.	
					FD	Att	Yds	TD	A-C-I	Yds	TD	Plays	Yds	
S3	Iowa State	W, 20-19	54,672	-	20	39	141	2	40-18-3	187	1	79	328	
	NORTHERN IOWA													
S10	Iowa State	W, 44-41	56,085	-	26	52	194	2	38-25-0	279	4	90	473	
	IOWA													
S16	Iowa State	W, 24-20	37,195	-	12	34	101	1	30-19-3	240	2	64	341	
	at Connecticut													
O1	Iowa State	L, 14-37	56,390	-	26	38	129	1	51-28-1	231	1	89	380	
	TEXAS*													
O8	Iowa State	L, 26-49	35,625	-	17	33	181	1	35-17-1	244	3	68	425	
	at Baylor*													
O15	Iowa State	L, 17-52	71,004	-	17	36	157	1	40-20-1	186	0	76	343	
	at Missouri*													
O22	Iowa State	L, 17-33	51,131	-	17	33	125	2	40-16-1	180	0	73	305	
	TEXAS A&M*													
O29	Iowa State	W, 41-7	59,260	-	24	67	368	4	43-24-0	263	2	90	510	
	at Texas Tech*													
N5	Iowa State	W, 13-10	51,575	-	25	49	251	1	30-16-1	175	0	79	426	
	KANSAS*													
N18	Iowa State	W, 37-31	52,027	-	33	41	192	2	60-31-2	376	3	101	568	
	OKLAHOMA STATE*													
N26	Iowa State	L, 6-26	84,326	-	13	36	120	0	28-13-1	125	1	64	245	
	at Oklahoma*													
D3	Iowa State	L, 23-30	47,392	-	24	51	215	2	27-15-1	153	1	78	368	
	at Kansas State*													
D30	Iowa State	L, 13-27	38,328	-	19	29	91	1	39-17-2	220	0	68	311	
	vs. Rutgers^													

^ - PinStripe Bowl at New York, N.Y.

Head Coach: Paul Rhoads **Captains:** Ter'ran Benton, Darius Darks, Jake Knott, Kelechi Osemele, Stephen Ruempolhamer **Offense - QB** Steele Jantz, WR Darius Reynolds, WR Josh Lenz, WR Darius Darks, TE Kurt Hammerschmidt, RB James White, OL Ethan Tuitue, OL Brayden Burriss, OL Tom Farniok, OL Kelechi Osemele, OL Hayworth Hicks

Defense - DE Jake Lattimer, DT Stephen Ruempolhamer, NG Jake McDonough, DE Patrick Neal, LB A.J. Klein, LB Jake Knott, LB Matt Ta'oufou, S Jacques Washington, S Ter'ran Benton, CB Jeremy Reeves, CB Leonard Johnson

Specialists - PK Grant Mahoney, P Kirby Van Der Kamp, HO Brett Bueker, DS Dakota Zimmerman, PR Josh Lenz, KR Jarvis West

BY QUARTERS	1	2	3	4	OT	Total
Iowa State	66	55	57	84	33	295
Opponents	81	139	67	71	24	382
TEAM STATISTICS	Iowa State		Opponents			
FIRST DOWNS	273	296				
Rushing	124	145				
Passing	127	134				
Penalty	22	17				
RUSHING YARDAGE	2265	2567				
Yards Gained	2628	2167				
Yards Lost	363	252				
Rushing Attempts	538	554				
Average Per Rush	4.2	4.5				
Average Per Game	174.2	193.5				
Rushing TD	20	23				
PASSING YARDAGE	2760	3042				
Attempts	484	425				
Completions	249	241				
Interceptions	17	11				
Average Per Attempt	5.7	7.2				
Average Per Comp.	11.1	12.6				
Average Per Game	212.3	234.0				
Passing TD	17	17				
TOTAL OFFENSE	5025	5557				
Total Plays	1022	979				
Average Per Play	4.9	5.7				
Average Per Game	386.5	427.5				
KICKOFF RETURNS	65-1552	45-917				
Average	23.9	20.4				
PUNT RETURNS	16-121	24-157				
Average	7.6	6.5				
INTERCEPTION RETURNS	11-184	17-260				
Average	16.7	15.3				
FUMBLES LOST	31-18	22-13				
PENALTIES-YARDS	88-680	71-579				
Average Per Game	52.3	44.5				
PUNTS-YARDS	69-2908	63-2675				
Average Per Punt	42.1	42.5				
Net Punt Average	37.0	38.6				
TIME OF POSSESSION	29:13	30:47				
THIRD DOWN CONV	89-211	70-192				
Conversion Rate	40%	36%				
FOURTH DOWN CONV	16-29	6-13				
Conversion Rate	55%	46%				
SACKS BY-YARDS	17-98	27-149				
MISC YARDS	-48	0				
TOUCHDOWNS	38	43				
Rushing	20	23				
Passing	17	17				
Return	1	3				
PAT Kicks	31-35	41-41				
2-point Attempts	12-20	27-36				
Field Goals	0	0				
Safeties	0	0				
TOTAL POINTS	295	382				
Average Per Game	22.7	29.4				

RUSHING	Player	G	Att	Gain	Loss	Net	Avg.	TD	Lg	Gm	
	White	13	159	819	76	743	4.7	8	76	57.2	
	Barnett	9	104	530	93	437	4.2	1	31	48.6	
	Woody	13	90	405	24	381	4.2	6	25	29.3	
	Johnson	4	51	257	10	247	4.8	0	27	61.8	
	Jantz	9	84	344	128	216	2.6	2	28	24.0	
	Hollis	12	31	218	5	213	6.9	2	71	17.8	
	VanDerKamp	2	26	0	0	26	13.0	0	17	2.0	
	Horne	13	1	18	0	18	1.0	1	18	1.4	
	West	13	4	8	2	6	1.5	0	4	0.5	
	Bueker	1	1	2	0	2	2.0	0	2	2.0	
	Leo	11	1	0	1	-1.0	0	0	0	-0.1	
	Lenz	12	2	1	9	-8	-4.0	1	0	-0.7	
	TEAM	9	8	0	15	-15	-1.9	0	0	-1.7	
PASSING	Player	G	Att	Comp	Int	Eff. Pct.	Yds	TD	Lg	Gm	
	Jantz	9	259	138	11	107	533	1519	10	57	169
	Barnett	9	220	110	6	99	500	1201	6	38	133
	Reynolds	12	2	0	0	-0.00	0	0	0	0	0.0
	West	13	1	0	0	-0.00	0	0	0	0	0.0
	Lenz	12	1	1	0	-0.00	40	1	40	33.0	
	TEAM	9	1	0	0	-0.00	0	0	0	0	0.0
RECEIVING	Player	G	Rec	Yds	Avg.	TD	Lg	Gm			
	Lenz	12	43	695	16.2	7	56	57.9			
	Reynolds	12	39	510	13.1	2	38	42.5			
	Horne	13	38	431	11.3	0	57	33.2			
	West	10	25	141	5.6	2	39	10.8			
	Barnett	9	23	287	12.5	2	34	28.7			
	Darks	12	21	211	10.0	3	37	17.6			
	White	13	21	165	7.9	1	25	12.7			
	Hammerschmidt	13	13	126	9.7	0	30	9.7			
	Branderhorst	13	10	55	5.5	1	8	4.2			
	Young	12	6	68	11.3	1	18	5.7			
	Johnson	4	5	40	8.0	0	16	10.0			
	Woody	13	4	30	7.5	1	14	2.3			
	Hollis	12	1	1	1.0	0	1	0.1			
SCORING	Player	TD	FG	[PAT-] Kick	[PAT-] Rush	DXP	Saf	Pts			
	Guyler	0	11-16	29-31	0-0	0-0	0	62			
	White	9	0-0	0-0	0-0	0-0	0	54			
	Reynolds	7	0-0	0-0	0-0	0-0	0	42			
	Woody	6	0-0	0-0	0-0	0-0	0	36			
	Darks	3	0-0	0-0	0-0	0-0	0	18			
	Lenz	2	0-0	0-0	0-0	0-0	0	12			
	Hollis	2	0-0	0-0	0-0	0-0	0	12			
	Jantz	2	0-0	0-0	0-1	0-1	0	12			
	Gary	2	0-0	0-0	0-0	0-0	0	12			
	Klein	1	0-0	0-0	0-0	0-0	0	6			
	Horne	1	0-0	0-0	0-0	0-0	0	6			
	Young	1	0-0	0-0	0-0	0-0	0	6			
	Branderhorst	1	0-0	0-0	0-0	0-0	0	6			
	Barnett	1	0-0	0-0	0-0	0-0	0	6			
	Mahoney	0	1-4	2-4	0-0	0-1	0	5			

FIELD GOALS	Player	18-29	30-39	40-49	50+	Total	Lg	Blk	
	Mahoney	0-0	0-0	0-1	1-3	1-4	54	0	
	Guyler	3-4	2-4	6-7	0-1	11-16	46	1	
PUNTING	Player	No	Yds	Avg.	Lg	TB	FC	20	Blk
	VanDerKamp	68	2710	42.7	67	10	11	21	1
	TEAM	1	7	7.0	7	0	0	0	0
PUNT RETURNS	Player	No	Yds	Avg.	TD	Lg			
	Lenz	12	68	5.7	0	21			
	Horne	4	53	13.2	0	20			
KICKOFF RETURNS	Player	No	Yds	Avg.	TD	Lg			
	Lenz	24	525	21.9	0	51			
	West	22	571	26.0	0	51			
	Horne	11	283	25.7	0	44			
	Johnson	6	157	26.2	0	40			
	Miller	1	4	4.0	0	0			
	Branderhorst	1	12	12.0	0	12			
INTERCEPTIONS	Player	No	Yds	Avg.	TD	Lg			
	Benton	3	38	12.7	0	40			

2012 (6-7, 3-6 BIG 12, 9TH)

Date	Team	Result	Att.	AP	Rushing				Passing				Total Off.	
					FD	Att	Yds	TD	A-C-I	Yds	TD	Plays	Yds	
S1	Iowa State TULSA	W, 38-23	54,931	-	28	45	160	3	45-32-1	281	2	90	441	
S8	Iowa State at Iowa	W, 9-6	70,585	-	19	41	101	0	36-24-2	241	1	83	358	
S15	Iowa State WESTERN ILLINOIS	W, 37-3	55,783	-	27	41	264	2	35-23-2	240	3	70	504	
S29	Iowa State TEXAS TECH*	L, 13-24	54,149	-	8	38	103	0	19-10-0	75	0	57	178	
O6	Iowa State at TCU*	W, 37-23	42,152	-	20	30	63	0	20-10-3	73	1	58	189	
O13	Iowa State KANSAS STATE*	L, 21-27	56,800	-	15	24	43	185	1	40-23-3	270	1	77	395
O20	Iowa State at Oklahoma State*	L, 10-31	57,019	-	16	22	101	0	24-16-0	187	0	60	231	
O27	Iowa State BAYLOR*	W, 35-21	54,877	-	28	42	210	3	47-32-0	415	1	89	625	
N3	Iowa State OKLAHOMA*	L, 20-35	56,585	-	19	24	99	2	51-31-1	426	2	81	541	
N10	Iowa State at Texas*	L, 7-33	100,018	-	14	34	40	188	1	45-32-2	405	4	85	593
N17	Iowa State at Kansas*	W, 51-23	41,608	-	15	31	144	0	29-15-2	133	1	60	277	
N23	Iowa State WEST VIRGINIA*	L, 24-31	53,792	-	19	31	45	222	2	32-26-0	387	2	77	609
D31	Iowa State vs. Tulsa^	L, 17-31	53,687	-	27	42	241	2	34-27-0	307	4	76	549	
				-	23	48	252	2	25-11-1	189	1	73	441	
				-	24	46	234	0	31-13-0	162	3	77	396	
				-	9	28	98	0	31-22-0	236	2	72	475	
				-	23	60	317	4	28-14-2	170	1	56	268	
				-	23	60	317	4	23-11-1	93	0	83	410	

^Liberty Bowl at Memphis, Tenn.

Head Coach: Paul Rhoads. **Captains:** Brett Bueker, A.J. Klein, Jake Knott, Josh Lenz, James White

Offense - QB Steele Jantz, WR Aaron Horne, WR Josh Lenz, WR Chris Young, TE Ernst Brun, RB James White,

OL Carter Bykowsky, OL Kyle Lichtenberg, OL Tom Farnico, OL Ethan Tuffee, OL Brayden Burris

Defense - DE Roosevelt Maggitt, DT Cleyon Laing, NG Jake McDonough, DE Willie Scott, LB A.J. Klein, LB Jake Knott,

LB Jeremiah George, S Jacques Washington, S Durrel Givens, CB Jeremy Reeves, CB Jansen Watson

Specialists - PK Edwin Arceo, P Kirby Van Der Kamp, HO Brett Bueker, DS Spencer Thornton, PR Aaron Horne, KR Jarvis West

BY QUARTERS	1	2	3	4	OT	Total
Iowa State	94	110	54	61	0	319
Opponents	74	99	58	80	0	311
TEAM STATISTICS						
		Iowa State	Opponents			
FIRST DOWNS	256	311				
Rushing	113	119				
Passing	123	156				
Penalty	20	20				
RUSHING YARDAGE	1951	2299				
Yards Gained	2201	2538				
Yards Lost	250	239				
Rushing Attempts	465	531				
Average Per Rush	4.2	4.3				
Rushing TD	15.0	17.6				
Passing YARDAGE	2783	3449				
Attempts	458	475				
Completions	266	288				
Interceptions	17	14				
Average Per Attempt	6.1	7.3				
Average Per Comp.	10.5	12.0				
Average Per Game	214.1	265.3				
Passing TD	28	18				
TOTAL OFFENSE	4734	5557				
Total Plays	923	1006				
Average Per Play	5.1	5.7				
Average Per Game	364.2	442.2				
KICKOFF RETURNS	36-698	41-952				
Average	19.4	23.2				
PUNT RETURNS	10-121	17-129				
Average	12.1	7.6				
INTERCEPTION RETURNS	14-300	17-183				
Average	21.4	10.8				
FUMBLES-LOST	11-9	25-12				
PENALTIES-YARDS	63-552	83-711				
Average Per Game	42.5	54.7				
PUNTS-YARDS	63-552	70-2788				
Average Per Punt	41.0	39.8				
TIME OF POSSESSION	27:17	32:43				
THIRD DOWN CONV	76-198	85-210				
Conversion Rate	38%	40%				
FOURTH DOWN CONV	8-14	11-24				
Conversion Rate	57%	46%				
SACKS BY-YARDS	15-102	19-115				
TOUCHDOWNS	41	39				
Rushing	20	18				
Passing	28	18				
Return	3	0				
PAT Kicks	37-40	32-34				
2-point Attempts	1	3				
Field Goals	12-18	17-22				
Safeties	0	1				
TOTAL POINTS	319	311				
Average Per Game	24.5	23.9				

FIELD GOALS										
Player	18-29	30-39	40-49	50+	Total	Lg	Bk			
Arceo	2-2	2-4	6-8	2-4	12-18	51	0			
PUNTING										
Player	No	Yds	Avg	Lg	TD	FC	120	Bk		
VanDerKamp	77	3157	41.0	60	2	30	29	0		
PUNT RETURNS										
Player	No	Yds	Avg	TD	Lg					
Horne	12	68	5.7	0	21					
Lenz	4	53	13.2	0	20					
KICKOFF RETURNS										
Player	No	Yds	Avg	TD	Lg					
West	16	338	21.1	0	38					
Gary	10	245	24.5	0	41					
Lenz	2	36	18.0	0	19					
Miller	10	20	5.0	0	5					
Howard	1	14	14.0	0	14					
Morgan	1	4	4.0	0	4					
Nealy	1	15	15.0	0	15					
Shaeffer	1	0	0.0	0	0					
Brun	1	15	15.0	0	15					
Horne	1	21	21.0	0	21					
INTERCEPTIONS										
Player	No	Yds	Avg	TD	Lg					
Washington	3	26	8.7	0	26					
Givens	3	50	16.7	0	47					
Broomfield	2	52	26.0	0	51					
Knott	2	34	17.0	0	34					
Reeves	1	31	31.0	1	31					
Klein	1	87	87.0	1	87					
Scott	1	0	0.0	0	0					
Irving	1	20	20.0	1	20					
TOTAL OFFENSE LEADERS										
Player	G	Plays	Rush	Pass	Tot	Avg				
Jantz	11	361	216	1603	1819	165.4				
SBRichardson4	120	233	541	774	193.5					
Barnett	7	138	130	624	754	107.7				
ALL PURPOSE LEADERS										
Player	G	Rush	Rec	PR	KR	IR	Tot	Avg		
West	13	26	290	0	338	0	654	50.3		
White	11	505	137	0	0	0	642	193.5		
Johnson	12	504	115	0	0	0	619	51.6		
DEFENSIVE LEADERS										
Player	G	Solo	Asst	TFL	Sack	FR	FF	Bk		
Klein	13	59	58	117	3.5	7	1	5		
Washington	13	53	37	90	2	4	-	-		
George	13	50	37	87	4	6	-	-		



2013 (3-9, 2-7 BIG 12, T7TH)

Date	Team	Result	Att.	AP	Rushing			Passing			Total Off.			
					Att	Yds	TD	A-C-I	Yds	TD	Plays	Yds		
A31	Iowa State	L, 20-28	58,600	-	21	44	168	0	33-22-0	242	2	76	410	
			NORTHERN IOWA											
S14	Iowa State	L, 21-27	58,600	-	14	24	59	0	39-22-2	260	3	63	319	
			IOWA											
S26	Iowa State	W, 38-21	20,137	-	25	44	179	3	42-26-1	255	2	86	434	
			at Tulsa											
O3	Iowa State	L, 30-31	52,762	-	21	50	201	1	27-16-1	262	2	77	463	
			TEXAS*											
O12	Iowa State	L, 35-42	57,367	-	18	39	143	3	39-15-0	144	1	78	311	
			at Texas Tech*											
O19	Iowa State	L, 7-71	46,825	-	20	36	45	251	3	56-35-1	415	3	101	666
			at Baylor*											
O26	Iowa State	L, 27-58	56,800	-	12	32	53	291	5	39-29-0	423	2	92	714
			OKLAHOMA STATE*											
N2	Iowa State	L, 7-41	52,542	-	19	20	47	342	5	27-10-1	78	1	74	420
			at Kansas State*											
N9	Iowa State	L, 17-21	54,922	-	18	42	110	1	40-19-0	173	0	82	283	
			TCU*											
N16	Iowa State	L, 10-48	84,776	-	15	38	123	3	36-20-2	245	0	74	368	
			at Oklahoma*											
N23	Iowa State	W, 34-0	54,081	-	22	21	44	405	4	23-12-0	118	1	67	523
			KANSAS*											
N30	Iowa State	W, 52-44	33,735	-	20	43	202	2	20-15-1	300	2	63	502	
			at West Virginia*											
			3OT											
			at West Virginia*											

Head Coach: Paul Rhoads **Captains:** Ernst Brun, James White, Jacques Washington, Jeremiah George, Kirby Van Der Kamp, Jeff Woody
Offense - QB Sam B. Richardson, WR Quenton Bundrage, WR Tad Ecby, WR Justin Coleman, TE E.J. Bibbs, RB Aaron Wimberly, OL Brock Dagle, OL Daniel Burton, OL Tom Farniok, OL Jamison Lalk, OL Jacob Gannon
Defense - DE Cory Morrissey, DT David Irving NG Brandon Jensen, DE Willie Scott, LB Jared Brackens, LB Jevohn Miller, LB Jeremiah George, S Jacques Washington, S Deon Broomfield, CB Nigel Tribune, CB Jansen Watson
Specialists - PK Cole Netten, P Kirby Van Der Kamp, HO Kirby Van Der Kamp, DS Spencer Thornton, PR Jarvis West, KR Devondrick Nealy

BY QUARTERS	1	2	3	4	OT	Total
Iowa State	42	81	61	100	14	298
Opponents	103	120	72	131	6	432
TEAM STATISTICS						
		Iowa State	Opponents			
FIRST DOWNS	227	264				
Rushing	104	116				
Passing	117	131				
Penalty	6	17				
RUSHING YARDAGE	1727	2689				
Yards Gained	2047	2911				
Yards Lost	320	222				
Rushing Attempts	488	502				
Average Per Rush	3.5	5.4				
Average Per Game	143.9	224.1				
Rushing TD	16	33				
PASSING YARDAGE	2630	2869				
Attempts	415	416				
Completions	232	239				
Interceptions	14	8				
Average Per Attempt	6.3	6.9				
Average Per Comp.	11.3	12.0				
Average Per Game	219.2	239.1				
Passing TD	19	17				
TOTAL OFFENSE	4357	5558				
Total Plays	903	918				
Average Per Play	4.8	6.1				
Average Per Game	363.1	463.2				
KICKOFF RETURNS	49-1085	34-642				
Average	22.1	18.9				
PUNT RETURNS	20-178	16-182				
Average	8.9	11.4				
INTERCEPTION RETURNS	8-18	14-173				
Average	2.2	12.4				
FUMBLES-LOST	19-8	25-13				
PENALTIES-YARDS	66-564	52-397				
Average Per Game	47.0	33.1				
PUNTS-YARDS	84-3493	66-2787				
Average Per Punt	41.6	42.2				
TIME OF POSSESSION	31:07	28:53				
THIRD DOWN CONV	70-203	71-185				
Conversion Rate	34%	31%				
FOURTH DOWN CONV	13-19	13-23				
Conversion Rate	68%	57%				
SACKS BY-YARDS	15-89	37-224				
TOUCHDOWNS	37	56				
Rushing	16	33				
Passing	19	17				
Return	2	6				
PAT Kicks	35-36	54-56				
2-point Attempts	1	0				
Field Goals	13-20	14-17				
Safeties	0	0				
TOTAL POINTS	298	432				
Average Per Game	24.8	36.0				

RUSHING											
Player	G	Att	Gain	Loss	Net	Avg.	TD	Lg	Yds	Gm	
Wimberly	10	141	598	31	567	4.0	2	35	56.7		
Johnson	12	90	365	7	358	4.0	3	23	29.8		
SRRichardson	11	101	494	138	356	3.5	2	51	32.4		
Nealy	11	41	165	7	158	3.9	2	22	14.4		
White	11	32	123	5	118	3.7	1	11	10.7		
Rohach	7	48	201	113	88	1.8	1	54	12.6		
Woody	12	30	80	6	74	2.5	1	16	6.2		
VanDerKamp	1	21	0	0	21	0.0	0	21	1.8		
West	8	1	0	0	0	0.0	0	0	0.0		
TEAM	4	1	0	2	-2	-2.0	0	0	-0.5		
Netten	12	1	0	5	-5	-5.0	0	0	-0.4		
Gary	10	1	0	7	-7	-7.0	0	0	-0.7		
PASSING											
Player	G	Att	Comp	Int	Eff.	Pct.	Yds	TD	Lg	Gm	
SRRichardson	11	220	121	7	118	55.0	1397	11	97	127	
Rohach	7	191	110	17	57.6	1208	8	62	73		
TEAM	4	2-0	0	0	0.0	0	0	0	0.0		
Netten	12	1-0	0	0	0.0	0	0	0	0.0		
VanDerKamp	1	1-0	0	0	1.0	25	0	25	2.1		
RECEIVING											
Player	G	Rec	Yds	Avg.	TD	Lg	Gm				
Bundrage	12	48	676	14.1	9	97	56.3				
Bibbs	12	39	462	11.8	2	39	38.5				
Coleman	12	31	442	14.3	3	59	36.8				
Ecby	12	22	233	10.6	0	32	19.4				
Wimberly	10	18	211	11.7	2	58	21.1				
West	8	15	105	7.0	1	15	13.1				
Daley	12	13	127	9.8	0	30	10.6				
White	11	11	90	8.2	1	32	8.2				
Gary	10	8	80	10.0	0	16	8.0				
Harris	9	7	67	9.6	0	17	7.4				
Nealy	11	7	60	8.6	1	27	5.5				
Brun	8	6	47	7.8	0	19	5.9				
Johnson	12	5	37	7.4	0	16	3.1				
Boesen	8	2	9	4.5	0	5	1.1				
Rohach	7	0	-7	0.0	0	0	-1.0				
Gannon	9	0	-9	0.0	0	0	-1.0				
SCORING											
Player	TD	FG	Kick	Rush	Pass	DXP	Saf	Pts			
Netten	0	13-18	33-34	0	0	0	0	72			
Bundrage	9	0-0	0-0	0-0	0	0	0	54			
Woody	5	0-0	0-0	0-0	0	0	0	30			
Wimberly	4	0-0	0-0	0-0	0	0	0	24			
Nealy	4	0-0	0-0	0-0	0	0	0	24			
Coleman	3	0-0	0-0	0-0	0	0	0	18			
Johnson	3	0-0	0-0	0-0	0	0	0	18			
Bibbs	2	0-0	0-0	0-0	0	0	0	12			
White	2	0-0	0-0	0-0	0	0	0	12			
SRRichardson	2	0-0	0-0	0-0	0	0	0	12			
West	2	0-0	0-0	0-0	0	0	0	12			
Rohach	1	0-0	0-0	0-0	0	0	0	6			
Arceo	1	0-2	2-2	0-0	0	0	0	2			

FIELD GOALS											
Player	18-29	30-39	40-49	50+	Total	Lg	Bk				
Netten	6-7	4-4	3-7	0-0	13-18	41	1				
Arceo	0-0	0-0	0-1	0-1	0-2	0	0				
PUNTING											
Player	No	Yds	Avg.	Lg	TB	FC	120	Bk			
VanDerKamp	84	3493	41.6	65	8	22	27	0			
PUNT RETURNS											
Player	No	Yds	Avg.	TD	Lg						
West	11	147	13.4	0	38						
Coleman	6	39	6.5	0	15						
Gary	2	-8	-4.0	0	0						
Bundrage	1	0	0.0	0	0						
KICKOFF RETURNS											
Player	No	Yds	Avg.	TD	Lg						
Gary	17	257	15.1	0	35						
Nealy	16	376	23.5	1	98						
Wimberly	6	202	33.7	0	78						
Bundrage	5	94	18.8	0	26						
West	2	134	67.0	1	95						
Bibbs	1	10	10.0	0	10						
Standard	1	12	12.0	0	12						
Rogers	1	0	0.0	0	0						
INTERCEPTIONS											
Player	No	Yds	Avg.	TD	Lg						
Washington	2	4	2.0	0	4						
George	2	11	5.5	0	7						
Rogers	1	9	9.0	0	9						
Broomfield	1	0	0.0	0	0						
Watson	1	0	0.0	0	0						
Trubine	1	-6	-6.0	0	0						
TOTAL OFFENSE LEADERS											
Player	G	Plays	Rush	Pass	Tot	Avg.					
SRRichardson	11	321	356	1397	1753	159.4					
Rohach	7	239	88	1208	1296	185.1					
Wimberly	10	141	567	0	567	56.7					
ALL PURPOSE LEADERS											
Player	G	Rush	PR	KR	IR	Tot	Avg.				
Wimberly	10	567	211	0	202	0	980				
Bundrage	12	5	676	0	94	65	63.8				
Nealy	11	158	60	0	376	0	594				
DEFENSIVE LEADERS											
Player	G	Solo	Asst	Tot	TFL	Sack	FR	FF	Bk		
George	12	83	50	133	12-42	35-21	-	3	-		
Washington	12	79	40	119	5-15	1-9	2	-	-		
Brackens	12	37	24	61	45-17	2-14	1	-	-		



2014 (2-10, 0-9 BIG 12, 10TH)

Date	Team	Result	Att.	AP	Rushing				Passing			Total Off.		
					FD	Att	Yds	TD	A-C-I	Yds	TD	Plays	Yds	
A30	Iowa State	L, 14-34	54,800	-	16	26	102	2	31-20-2	151	0	57	253	
NORTH DAKOTA STATE														
S6	Iowa State	L, 28-32	54,800	-	21	37	105	1	33-22-1	204	2	70	319	
KANSAS STATE*														
S13	Iowa State	W, 20-17	70,585	-	19	26	82	0	36-25-0	255	2	62	337	
at Iowa														
S27	Iowa State	L, 28-49	51,776	-	18	34	127	2	39-17-1	212	2	73	339	
BAYLOR*														
O4	Iowa State	L, 20-37	52,608	-	17	33	122	0	39-17-0	200	2	72	322	
at Oklahoma State*														
O11	Iowa State	W, 37-30	52,281	-	34	34	103	1	53-37-0	351	3	87	454	
TOLEDO														
O18	Iowa State	L, 45-48	92,017	-	30	38	179	2	55-36-2	345	3	93	524	
at Texas*														
N1	Iowa State	L, 14-59	50,784	-	17	31	87	1	45-17-0	247	1	76	334	
OKLAHOMA*														
N8	Iowa State	L, 14-34	33,288	-	22	25	98	0	50-25-1	275	2	75	373	
at Kansas*														
N22	Iowa State	L, 31-34	50,877	-	27	46	265	2	43-26-0	286	1	91	514	
TEXAS TECH*														
N29	Iowa State	L, 24-37	50,059	-	22	40	135	1	50-26-2	275	2	90	410	
WEST VIRGINIA*														
D6	Iowa State	L, 3-55	45,242	-	25	38	285	1	41-21-0	285	3	79	570	
at TCU*														
					4	33	38	197	1	45-33-1	525	5	83	722

Head Coach: Paul Rhoads **Captains:** E.J. Bibbs, Tom Farniok, Cory Morrissey
Offense - QB Sam B. Richardson, WR Allen Lazard, WR Jarvis West, WR D'Vario Montgomery, TE E.J. Bibbs, RB Aaron Wimberly, OL Jake Campos, OL Daniel Burton, OL Tom Farniok, OL Jamison Lalk, OL Jacob Gannon
Defense - DE Cory Morrissey, DT Mitchell Meyers, NG Vernell Trent, DE Trent Taylor, LB Jared Brackens, LB Jevohn Miller, LB Luke Knott, ST.J. Mutcherson, S Kamari Cotton-Moya, CB Nigel Tribune, CB Sam E. Richardson
Specialists - PK Cole Netten, P Colin Downing, HO Austin Fischer, DS Spencer Thornton, PR Jarvis West, KR Aaron Wimberly

BY QUARTERS	1	2	3	4	OT	Total
Iowa State	55	95	69	59	0	278
Opponents	124	133	119	90	0	466
TEAM STATISTICS						
	Iowa State	Opponents				
First Downs	256	328				
Rushing	92	156				
Passing	141	150				
Penalty	23	22				
RUSHING YARDAGE	1489	2955				
Yards Gained	1766	3118				
Yards Lost	277	163				
Rushing Attempts	402	521				
Average Per Rush	3.7	5.7				
Average Per Game	124.1	246.2				
Rushing TD	12	35				
PASSING YARDAGE	2981	3392				
Attempts	510	451				
Completions	282	280				
Interceptions	11	10				
Average Per Attempt	5.8	7.5				
Average Per Comp.	10.6	12.1				
Average Per Game	248.4	282.7				
Passing TD	21	20				
TOTAL OFFENSE	4470	6347				
Total Plays	912	972				
Average Per Play	4.9	6.5				
Average Per Game	372.5	528.9				
KICKOFF RETURNS	30-619	40-718				
Average	20.6	18.0				
PUNT RETURNS	14-156	18-67				
Average	11.1	3.7				
INTERCEPTION RETURNS	10-65	11-148				
Average	6.5	13.5				
FUMBLE-LOST	13-5	10-6				
PENALTIES-YARDS	51-490	79-663				
Average Per Game	40.8	55.2				
PUNTS-YARDS	76-2929	49-2106				
Average Per Punt	38.5	43.0				
TIME OF POSSESSION	28:31	31:29				
THIRD DOWN CONV	85-201	84-182				
Conversion Rate	42%	46%				
FOURTH DOWN CONV	6-19	13-22				
Conversion Rate	32%	59%				
SACKS BY-YARDS	15-73	30-188				
TOUCHDOWNS	35	58				
Rushing	12	32				
Passing	21	20				
Return	2	2				
PAT Kicks	35-35	55-56				
2-point Attempts	0	0				
Field Goals	11-14	21-23				
Safeties	0	0				
TOTAL POINTS	278	466				
Average Per Game	23.2	38.8				

RUSHING	G	Att	Gain	Loss	Net	Avg	TD	Lg	Gm	
Wimberly	11	147	660	18	642	4.4	7	30	58.4	
SBRichardson	11	125	606	185	421	3.4	3	47	38.3	
Nealy	12	71	295	22	273	3.8	1	49	22.8	
Brown	11	24	113	4	109	4.5	0	16	9.9	
Syria	5	20	53	6	47	2.3	1	7	9.4	
Montgomery	11	1	9	0	9	9.0	0	9	0.8	
Fischer	12	1	5	0	5	5.0	0	5	0.4	
West	11	1	4	0	4	4.0	0	4	0.4	
Wesley	8	1	0	3	-3	-3.0	0	0	-0.4	
TEAM	3	3	0	7	-7	-2.3	0	0	-2.3	
Rohach	2	8	21	32	-11	-1.4	0	12	-5.5	
PASSING										
Player	G	Att	Comp	Int	Eff	Pct	Yds	TD	Lg	Gm
SBRichardson	11	451	254	9	115.2	56.3	2669	18	59	242.6
Rohach	2	54	27	1	102.5	50.0	283	2	35	141.5
West	11	2	1	1	236.8	5.00	29	1	29	2.6
TEAM	3	0	0	0	0.00	0	0	0	0	0.0
Kramer	5	1	0	0	0.00	0	0	0	0	0.0
RECEIVING										
Player	G	Rec	Yds	Avg	TD	Lg	Gm			
West	11	46	349	7.6	1	45	31.7			
Lazard	12	45	593	13.2	3	48	49.4			
Bibbs	10	45	382	8.5	8	33	38.2			
Montgomery	11	44	605	13.8	2	59	55.0			
Wimberly	11	27	222	8.2	1	21	20.2			
Daley	12	21	208	9.9	1	16	17.3			
Nealy	12	18	187	10.4	1	53	15.6			
Wesley	8	10	107	10.7	0	33	13.4			
Harris	3	9	55	6.1	0	10	18.3			
Echy	11	8	236	29.5	3	51	21.5			
Meddiers	3	3	27	9.0	0	14	9.0			
Brown	11	3	23	7.7	1	11	2.1			
Syria	5	1	6	6.0	0	6	1.2			
Harris	9	1	1	1.0	0	1	0.1			
Burton	12	1	-20	-20.0	0	0	-1.7			
SCORING										
Player	TD	FG	Kick	Rush	Pass	DXP	Saf	Pts		
Netten	0	11-14	35-35	0-0	0-0	0	0	68		
Wimberly	8	0-0	0-0	0-0	0-0	0	0	48		
Bibbs	8	0-0	0-0	0-0	0-0	0	0	48		
Lazard	3	0-0	0-0	0-0	0-0	0	0	18		
Echy	3	0-0	0-0	0-0	0-0	0	0	18		
SBRichardson	3	0-0	0-0	0-0	0-0	0	0	18		
Montgomery	2	0-0	0-0	0-0	0-0	0	0	12		
Nealy	2	0-0	0-0	0-0	0-0	0	0	12		
West	2	0-0	0-0	0-0	0-0	0	0	12		
Syria	1	0-0	0-0	0-0	0-0	0	0	16		
Brown	1	0-0	0-0	0-0	0-0	0	0	6		
Daley	1	0-0	0-0	0-0	0-0	0	0	6		
Miller	1	0-0	0-0	0-0	0-0	0	0	6		

FIELD GOALS	Player	18-29	30-39	40-49	50+	Total	Lg	Blk	
Netten	3-3	6-7	2-4	0-0	11-14	47	0		
PUNTING									
Player	No	Yds	Avg	Lg	TD	FC	120	Blk	
Van Der Kamp	69	2720	39.4	64	0	29	13	0	
Kramer	7	209	29.9	38	0	3	7	0	
PUNT RETURNS									
Player	No	Yds	Avg	TD	Lg				
West	8	115	14.4	1	82				
Nealy	3	0	0.0	0	2				
Wimberly	3	41	13.7	0	26				
KICKOFF RETURNS									
Player	No	Yds	Avg	TD	Lg				
Wimberly	14	327	23.4	0	43				
West	8	144	18.0	0	24				
Nealy	7	117	16.7	0	27				
Montgomery	1	31	31.0	0	31				
INTERCEPTIONS									
Player	No	Yds	Avg	TD	Lg				
SE Richardson	4	22	5.5	0	17				
Tribune	3	17	5.7	0	8				
Mutcherson	2	11	5.5	0	11				
Knott	1	15	15.0	0	15				
TOTAL OFFENSE LEADERS									
Player	G	Plays	Rush	Pass	Tot	Avg			
SBRichardson	11	576	421	2669	3090	280.9			
Wimberly	11	147	642	0	642	58.4			
ALL PURPOSE LEADERS									
Player	G	Rush	Rush	PR	KR	IR	Tot	Avg	
Wimberly	11	642	222	41	327	0	1232	112.0	
Montgomery	11	9	605	0	31	0	645	58.6	
West	11	4	349	115	144	0	612	55.6	
Lazard	12	0	593	0	0	0	593	49.4	
Nealy	12	273	187	0	117	0	577	48.1	
DEFENSIVE LEADERS									
Player	G	Solo	Asst	Tot	TFL	Sack	FR	FF	Blk
Cotton/Moya	12	55	22	77	2-4	-	-	-	-
Mutcherson	10	56	20	76	2-4	-	-	-	-
Knott	12	37	37	74	3.5-6	-	-	-	-



2015 (3-9, 2-7 BIG 12, 9TH)

Date	Team	Result	Att.	AP	Rushing				Passing				Total Off.	
					FD	Att	Yds	TD	A-C-I	Yds	TD	Plays	Yds	
S5	Iowa State	W, 31-7	61,500	-	15	32	77	1	29-21-0	233	2	61	310	
	NORTHERN IOWA			-	16	41	126	0	34-20-1	176	1	75	302	
S12	Iowa State	L, 17-31	61,500	-	18	27	63	0	35-19-1	247	2	62	310	
	IOWA			-	22	45	260	1	25-15-0	215	3	70	475	
S19	Iowa State	L, 23-30	23,104	-	27	49	207	1	43-26-0	274	1	92	481	
	Toledo	2OT		-	16	34	171	2	28-11-1	138	1	62	309	
O3	Iowa State	W, 38-13	55,837	-	24	37	243	3	37-27-2	269	2	74	512	
	KANSAS*			-	15	33	38	0	37-23-0	250	1	70	288	
O10	Iowa State	L, 31-66	53,891	-	19	45	315	3	30-15-3	180	1	75	495	
	at Texas Tech*			-	33	31	261	3	56-39-0	515	6	87	776	
O17	Iowa State	L, 21-45	52,480	-	24	38	115	2	38-24-0	346	1	76	461	
	TCU*			3	30	41	177	2	34-28-0	444	4	75	621	
O24	Iowa State	L, 27-45	45,512	-	23	55	232	1	29-15-2	156	3	84	388	
	at Baylor*			2	27	49	276	3	38-17-1	209	3	87	485	
O31	Iowa State	W, 24-0	53,616	-	28	54	238	2	38-19-0	188	1	92	426	
	TEXAS*			-	11	32	119	0	22-12-1	85	0	54	204	
N7	Iowa State	L, 16-52	85,595	-	22	38	114	0	51-26-1	260	1	89	374	
	at Oklahoma*			14	28	39	279	3	33-25-0	405	4	72	684	
N14	Iowa State	L, 31-35	54,180	-	19	38	249	3	22-11-1	162	1	60	411	
	OKLAHOMA STATE*			5	28	48	154	3	38-26-0	243	2	86	497	
N21	Iowa State	L, 35-38	53,297	-	21	44	238	2	20-15-2	310	3	64	448	
	at Kansas State*			-	22	41	165	2	33-19-0	220	2	74	385	
N28	Iowa State	L, 6-30	42,446	-	17	41	93	0	39-19-2	191	0	80	284	
	at West Virginia*			-	19	45	213	2	26-12-1	202	1	71	415	

Head Coach: Paul Rhoads **Captains:** Sam Richardson, Levi Peters

Offense - QB Joel Lanning, WR Allen Lazard, WR Quenton Bundrage, WR Juan Wesley, TE Ben Boesen, RB Mike Warren, OL Jake Campos, OL Oni Omoile, OL Jamison Lalk, OL Wendel Taiese, OL Brock Dagle

Defense - DE J.D. Waggoner, NG Demond Tucker, DE Dale Pierson, LB Levi Peters, LB Jay Jones, LB Willie Harvey, LB Jordan Harris, S Qujuan Floyd, S Jomal Wiltz, CB Brian Peavy, CB Nigel Tribune

Specialists - PK Cole Netten, P Colin Downing, HO Austin Fischer, DS Jake Rhoads, PR Allen Lazard, KR Trever Ryan

BY QUARTERS		1	2	3	4	OT	Total	RUSHING										FIELD GOALS																							
Iowa State		71	116	52	58	3	300	Player	G	Att	Gain	Loss	Net	Avg.	TD	Lg	Gm	Player	18-29	30-39	40-49	50+	Total	Lg	Bk																
Opponents		107	82	75	118	10	392	Warren	12	227	1366	-27	1339	5.9	5	76	11.6	Netten	4-5	4-6	5-7	1-1	14-19	51	0																
TEAM STATISTICS		Iowa State	Opponents						Thomas	12	75	304	9	295	3.9	7	42	24.6	PUNTING																						
FIRST DOWNS		257	267						Brown	6	24	96	2	94	3.9	0	34	15.7	Player	No	Yds	Avg.	Lg	TB	FC	120	Bk														
Rushing		120	120						Ryen	12	16	76	5	71	4.4	1	17	5.9	Downing	53	2166	40.9	61	1	21	20	0														
Passing		118	136						Hager	12	6	34	0	34	5.7	0	9	2.8	Kramer	7	222	31.7	37	1	4	6	0														
Penalty		19	11						Richardson	9	47	131	119	12	0.3	1	19	1.3	TEAM	2	36	18.0	36	0	0	0	0														
RUSHING YARDAGE		2184	2239						Downing	12	1	8	0	8	8.0	0	8	0.7	PUNT RETURNS																						
Yards Gained		2501	2556						Wesley	10	3	11	4	7	2.3	0	11	0.7	Player	No	Yds	Avg.	TD	Lg																	
Yards Lost		317	317						Kramer	6	1	3	0	3	3.0	0	3	0.5	Lazard	11	214	19.5	0	46																	
Rushing Attempts		498	479						TEAM	6	4	0	9	-9	-2.2	0	-1.5	Ryfen	11	169	15.4	1	81																		
Average Per Rush		4.4	4.7						PASSING										KICKOFF RETURNS																						
Average Per Game		182.0	186.6						Player	G	Att	Comp	In	Eff.	Pct.	Yds	TD	Lg	Gm	Player	No	Yds	Avg.	TD	Lg																
Rushing TD		18	21						SBRichardson	9	213	128-8	122	601	1443	8	59	16.0	Player								No	Yds	Avg.	TD	Lg										
PASSING YARDAGE		2716	3202						Lanning	11	193	107-4	123	554	1247	10	74	11.3	Ryfen	16	286	17.9	0	36																	
Attempts		411	404						TEAM	6	3-0-0	-	0.00	0	0	0	0	0	0	Wiltz	12	271	22.6	0	34																
Completions		237	247						Kramer	6	2-2-0	-	1.00	26	0	21	4.3	Bundrage	3	52	17.3	0	21																		
Interceptions		12	5						RECEIVING										Wesley								3	40	13.3	0	20										
Average Per Attempt		6.6	7.9						Player	G	Rec	Yds	Avg.	TD	Lg	Gm		Player								No	Yds	Avg.	TD	Lg											
Average Per Comp.		11.5	13.0						Lazard	11	56	808	14.4	6	74	73.5		Ryfen								16	286	17.9	0	36											
Passing TD		226.3	266.8						Bundrage	12	41	548	13.4	4	37	45.7		Wiltz								12	271	22.6	0	34											
TOTAL OFFENSE		4900	5441						Wesley	10	30	301	10.0	2	41	30.1		Montgomery								2	37	18.5	0	25											
Total Plays		909	883						Montgomery	11	27	335	12.4	3	59	30.5		Lazard								1	4	4.0	0	4											
Average Per Play		5.4	6.2						Daley	10	24	244	10.2	2	36	24.4		INTERCEPTIONS								Player								No	Yds	Avg.	TD	Lg			
Average Per Game		408.3	453.4						Ryen	12	18	191	10.6	1	53	15.9		Peavy								2	-1	-0.5	0	0											
KICKOFF RETURNS		37-690	47-913						Warren	12	14	70	5.0	0	22	5.8		Pierson								1	24	24.0	0	24											
Average		18.6	19.4						Epps	11	8	42	5.2	0	10	3.8		Harris								1	0	0.0	0	0											
PUNT RETURNS		22-383	15-94						Thomas	12	4	33	8.2	0	14	2.8		Floyd								1	0	0.0	0	0											
Average		17.4	6.3						Brown	6	4	24	6.0	0	19	4.0		Total								5	23	4.6	0	24											
INTERCEPTION RETURNS		5-23	12-203						Boesen	12	4	22	5.5	0	7	1.8		TOTAL OFFENSE LEADERS								Player								G	Plays	Rush	Pass	Tot	Avg.		
Average		4.6	16.9						Chandler	11	2	49	24.5	0	30	4.5		Warren								12	1339	70	0	0	1409	117.4									
FUMBLES-LOST		27-12	15-8						Ryen	12	2	27	13.5	0	21	2.2		Lanning								11	287	330	1247	1577	143.4										
PENALTIES-YARDS		59-489	59-489						Lanning	11	1	9	9.0	0	9	0.8		SBRichardson								9	260	12	1443	1455	161.7										
Average Per Game		40.8	47.3						Lee-Campbell	2	1	8	8.0	0	8	4.0		Warren								12	277	1339	0	1339	111.6										
PUNTS-YARDS		62-2424	62-2573						Seelye	12	1	5	5.0	0	5	0.4		ALL PURPOSE LEADERS								Player								G	Rush	Rec	PR	KR	IR	Tot	Avg.
Average Per Punt		39.1	41.5						SCORING										Warren								12	1339	70	0	0	0	1409	117.4							
TIME OF POSSESSION		31:32	28:28						Player	TD	FG	Kick	Rush	Pass	DXP	Saf	Pts		Lazard								11	0	808	214	0	0	1022	92.9							
THIRD DOWN CONV		78-194	82-175						Netten	-	14-19	35-36	0-0	0-0	0	0	7.7		Ryfen								12	71	191	169	286	0	717	59.8							
Conversion Rate		40%	47%						Thomas	7	0-0	0-0	0-0	0-0	0	0	4.2		DEFENSIVE LEADERS								Player								G	Solo	Asst	Tot	TFL	Sack	FRFFBk
FOURTH DOWN CONV		13-29	6-14						Lazard	6	0-0	0-0	0-0	0-0	0	0	3.6		Peavy								12	54	28	82	35-10	1-1	-	-							
Conversion Rate		45%	43%						Ryen	3	0-0	0-0	0-0	0-0	0	0	1.8		Floyd								11	51	28	79	5-1	-	-	-							
SACKS BY-YARDS		30-168	42-229						Montgomery	3	0-0	0-0	0-0	0-0	0	0	1.8		Harris								12	36	34	70	5-11	1-4	1	-							
TOUCHDOWNS		37	51						Wesley	2	0-0	0-0	0-0	0-0	0	0	1.2																								
Rushing		18	21						Daley	2	0-0	0-0	0-0	0-0	0	0	1.2																								
Passing		18	28						SBRichardson	1	0-0	0-0	0-0	0-0	0	0	6																								
Return		1	1						Francis	-	0-0	1-1	0-0	0-0	0	0	1																								
PAT Kicks		36-37	50-51																																						
2-point Attempts		0	0																																						
Field Goals		14-19	12-16																																						
Safeties		0	0																																						
TOTAL POINTS		300	392																																						
Average Per Game		25.0	32.7																																						



2016 (3-9, 2-7 BIG 12, 9TH)

Date	Team	Result	Att.	AP	FD	Rushing			Passing			Total Off.		
						Att	Yds	TD	A-C-I	Yds	TD	Plays	Yds	
S3	Iowa State	L, 20-25	60,629	-	22	25	51	0	28-18-2	256	3	53	307	
	NORTHERN IOWA			-	16	58	232	2	27-15-0	135	1	85	367	
S10	Iowa State	L, 3-42	70,585	-	16	35	126	0	35-14-1	165	0	70	291	
	at Iowa			-	16	25	36	198	3	30-20-0	237	3	66	435
S17	Iowa State	L, 20-41	45,119	-	18	47	138	2	36-19-0	217	0	83	335	
	at TCU*			-	22	37	229	4	35-22-0	252	1	72	481	
S24	Iowa State	W, 44-10	50,851	-	23	32	187	1	29-22-0	316	5	61	503	
	SAN JOSE STATE			-	24	47	177	0	27-13-4	155	1	74	332	
O1	Iowa State	L, 42-45	50,842	-	26	54	204	4	23-17-0	261	2	77	465	
	BAYLOR*			-	13	30	62	469	5	22-12-0	178	1	84	647
O8	Iowa State	L, 31-38	53,239	-	26	42	165	1	44-25-2	283	3	86	448	
	at Oklahoma State*			-	20	33	108	1	44-26-0	351	4	77	459	
O15	Iowa State	L, 6-27	96,851	-	19	43	98	0	34-19-0	182	0	77	280	
	at Texas*			-	28	47	209	1	38-26-1	296	2	85	505	
O29	Iowa State	L, 26-31	52,763	-	25	31	154	1	43-24-1	339	2	74	493	
	KANSAS STATE*			-	27	43	247	3	28-18-0	151	1	71	398	
N3	Iowa State	L, 24-34	50,662	-	15	26	130	1	30-16-0	160	2	56	290	
	OKLAHOMA*			-	12	28	42	149	0	34-25-1	328	4	76	477
N12	Iowa State	W, 31-24	23,757	-	24	46	238	2	30-21-1	220	2	76	458	
	at Kansas*			-	25	40	244	2	38-26-1	171	1	78	415	
N19	Iowa State	W, 66-10	50,787	-	24	43	272	6	22-17-0	336	2	65	608	
	TEXAS TECH*			-	17	30	84	0	39-19-2	222	1	69	306	
N26	Iowa State	L, 19-49	51,365	-	21	34	190	0	44-23-1	371	0	78	561	
	WEST VIRGINIA*			-	19	25	51	272	2	23-13-0	341	5	74	613

Head Coach: Matt Campbell **Captains:** Mitchell Meyers, Allen Lazard, Kamari Cotton-Moya, Joel Lanning
Offense - QB Jacob Park, WR Allen Lazard, WR Dondre Daley, WR Trever Ryan, RB David Montgomery, TE Sam Harms, OL Nick Fett, OL Patrick Scoggins, OL Brian Bobek, OL Brian Seda, OL Brian Julien, Goo-Joon Jones
Defense - DE Mitchell Meyers, NG Demond Tucker, DT Jhaustin Thomas, LEO JaQuan Bailey, LB Kane Seeley, LB Willie Harvey, STAR D'Andre Payne, S Kamari Cotton-Moya, S Mike Johnson, CB Jamal Wiltz, CB Brian Peavy
Specialists - PK Cole Netten, P Colin Downing, HO Kyle Starcevich, DS Steve Wirtel, PR Trever Ryan, KR Kene Nwangwu

BY QUARTERS	1	2	3	4	OT	Total												
Iowa State	79	109	67	77	0	332												
Opponents	82	110	121	63	0	376												
TEAM STATISTICS							Iowa State	Opponents										
FIRST DOWNS	253	293																
Rushing	103	147																
Passing	133	126																
Penalty	17	20																
RUSHING YARDAGE	1953	2618																
Yards Gained	2225	2854																
Yards Lost	272	236																
Rushing Attempts	458	526																
Average Per Rush	4.3	5.0																
Average Per Game	162.8	218.2																
Rushing TD	18	23																
PASSING YARDAGE	3106	2817																
Attempts	398	385																
Completions	235	235																
Interceptions	8	9																
Average Per Attempt	7.8	7.3																
Average Per Comp.	13.2	12.0																
Average Per Game	258.8	234.8																
Passing TD	21	25																
TOTAL OFFENSE	5059	5435																
Total Plays	856	911																
Average Per Play	5.9	6.0																
Average Per Game	421.6	452.9																
KICKOFF RETURNS	44-1017	30-629																
Average	23.1	21.0																
PUNT RETURNS	24-226	15-66																
Average	9.4	4.4																
INTERCEPTION RETURNS	9-90	8-39																
Average	10.0	4.9																
FUMBLES-LOST	13-8	8-4																
PENALTIES-YARDS	76-681	62-599																
Average Per Game	56.8	49.9																
PUNTS-YARDS	58-2381	59-2476																
Average Per Punt	41.1	42.0																
TIME OF POSSESSION	29:39	30:21																
THIRD DOWN CONV	76-177	78-174																
Conversion Rate	43%	45%																
FOURTH DOWN CONV	11-23	9-15																
Conversion Rate	48%	60%																
SACKS BY-YARDS	19-100	32-188																
TOUCHDOWNS	41	48																
Rushing	18	23																
Passing	21	25																
Return	1	0																
PAT Kicks	36-38	47-47																
2-point Attempts	0	0																
Field Goals	16-17	13-17																
Safeties	0	0																
TOTAL POINTS	332	376																
Average Per Game	27.7	31.3																

RUSHING												
Player	G	Att	Gain	Loss	Net	Avg	TD	Lg	Gm			
Montgomery	12	109	579	16	563	5.2	2	46	46.9			
Warren	11	134	576	17	559	4.2	3	20	50.8			
Lanning	12	121	635	117	518	4.3	11	41	43.2			
Nwangwu	12	27	137	4	133	4.9	0	14	11.1			
Harger	10	18	109	0	109	6.1	1	17	10.9			
Daley	10	36	143	84	59	1.6	1	35	5.9			
Jones	12	4	31	0	31	7.8	0	15	2.6			
Ryen	12	1	8	0	8	8.0	0	8	0.7			
Kempt	2	1	7	0	7	7.0	0	7	3.5			
TEAM	4	7	0	34	-34	-4.9	0	0	-8.5			
PASSING												
Player	G	Att	Comp	Int	Eff	Pct	Yds	TD	Lg	Gm		
Park	10	226	133-5	139	588	1791	12	67	179.1	1		
Lanning	12	169	99-3	137	586	1290	9	49	107.5	1		
Kempt	2	2-2-0	-	1.00	1.00	10	0	12	7.5	0		
Jones, De	12	1-1-0	-	1.00	1.00	10	0	10	0.8	0		
RECEIVING												
Player	G	Rec	Yds	Avg	TD	Lg	Gm					
Lazard	12	69	1018	14.8	7	67	84.8					
Jones, De	12	37	536	14.5	6	49	44.7					
Ryen	12	37	388	10.5	2	44	32.3					
Daley	11	24	406	16.9	3	59	36.9					
Epps	12	17	213	12.5	1	46	17.8					
Montgomery	12	13	129	9.9	2	38	10.8					
Warren	11	12	98	8.2	0	39	8.9					
Butler	11	9	134	14.9	2	39	12.2					
Chandler	12	4	49	12.2	0	22	4.1					
Harger	10	3	19	6.3	0	12	1.9					
Lee-Campbell	10	2	43	21.5	0	34	4.3					
Murdock	9	2	29	14.5	0	15	3.2					
Harms	12	2	7	3.5	0	6	0.6					
Nwangwu	12	1	16	16.0	0	16	1.3					
Fernandez	8	1	12	12.0	0	12	1.5					
Park	10	1	10	10.0	0	10	1.0					
Salters	2	1	3	3.0	0	3	1.5					
Lanning	12	0	-4	0.0	0	0	-0.3					
SCORING												
Player	TD	FG	Kick	Rush	Pass	DKP	Saf	Pts				
Netten	0	16-17	35-37	0-0	0	0	0	83				
Lanning	11	0-0	0-0	0-0	0	0	0	66				
Lazard	7	0-0	0-0	0-0	0	0	0	42				
Jones, De	6	0-0	0-0	0-0	0	0	0	36				
Walen	3	0-0	0-0	0-0	0	0	0	18				
Daley	3	0-0	0-0	0-0	0	0	0	18				
Ryen	2	0-0	0-0	0-0	0	0	0	12				
Butler	2	0-0	0-0	0-0	0	0	0	12				
Montgomery	2	0-0	0-0	0-0	0	0	0	12				
Cotton-Moya	1	0-0	0-0	0-0	0	0	0	6				
Park	1	0-0	0-0	0-2	0	0	0	6				
Epps	1	0-0	0-0	0-0	0	0	0	6				
Harger	1	0-0	0-0	0-0	0	0	0	6				
Nwangwu	1	0-0	0-0	0-0	0	0	0	6				
Seeley	0	0-0	0-0	0-0	0	0	1	2				
Paddock	1	0-0	1-1	0-0	0	0	0	1				
Starcevich	0	0-0	0-0	0-1	0	0	0	0				

FIELD GOALS												
Player	18-29	30-39	40-49	50+	Total	Lg	Blk					
Netten	7-7	7-7	2-2	0-1	16-17	49	0					
PUNTING												
Player	No	Yds	Avg	Lg	TB	FC	120	Blk				
Downing	58	2381	41.1	67	3	23	23	0				
PUNT RETURNS												
Player	No	Yds	Avg	TD	Lg							
Ryen	12	198	16.5	0	55							
Lazard	8	-1	-0.1	0	4							
Payne	2	28	14.0	0	14							
Jones, De	2	1	0.5	0	1							
KICKOFF RETURNS												
Player	No	Yds	Avg	TD	Lg							
Nwangwu	34	896	26.4	1	97							
Harger	5	75	15.0	0	18							
Ruth	3	28	9.3	0	11							
Seeley	1	7	7.0	0	7							
Jones, De	1	11	11.0	0	11							
INTERCEPTIONS												
Player	No	Yds	Avg	TD	Lg							
Cotton-Moya	2	48	24.0									

2017 (8-5, 5-4 BIG 12, T4TH)

Date	Team	Result	Att.	AP	Rushing				Passing				Total Off.	
					FD	Att	Yds	TD	A-C-1	Yds	TD	Plays	Yds	
S2	Iowa State	W, 42-24	61,500	-	24	35	134	2	36-27-1	271	2	71	405	
	NORTHERN IOWA			-	21	22	119	0	38-28-3	259	3	60	378	
S9	Iowa State	L, 41-44	61,500	-	22	26	120	1	46-25-1	347	4	72	467	
	IOWA	OT		-	29	41	164	1	41-27-0	333	5	82	497	
S16	Iowa State at Akron	W, 41-14	22,811	-	23	37	191	3	33-24-0	317	2	70	508	
	at Akron			-	19	24	38	0	44-27-2	293	2	68	331	
S28	Iowa State	L, 7-17	51,234	-	18	15	10	0	49-24-3	246	1	64	256	
	TEXAS			-	19	52	141	1	26-19-1	171	1	78	312	
O7	Iowa State at Oklahoma*	W, 38-31	86,019	-	21	32	81	1	27-20-0	368	3	59	449	
	KANSAS*	W, 45-0	55,593	3	28	35	190	2	34-25-0	323	2	69	513	
O14	Iowa State	W, 45-0	55,593	-	15	43	106	4	30-18-0	212	1	73	318	
	KANSAS*	W, 45-0	55,593	-	5	33	62	0	26-11-1	44	0	59	106	
O21	Iowa State at Texas Tech*	W, 31-13	57,045	-	20	36	208	0	32-22-1	192	3	68	400	
	TCU*	W, 14-7	56,259	25	17	33	53	0	41-31-1	207	0	82	336	
O28	Iowa State	W, 14-7	56,259	4	14	34	172	0	35-21-2	202	2	68	255	
	at West Virginia*	L, 16-20	55,831	14	23	29	101	0	25-12-2	135	0	59	307	
	at West Virginia*	L, 16-20	55,831	14	23	29	101	0	40-27-1	249	1	69	350	
N11	Iowa State	L, 42-49	61,500	24	30	29	105	4	25-20-1	316	0	72	524	
	OKLAHOMA STATE*	L, 42-49	61,500	24	30	29	105	4	47-30-1	386	2	76	491	
	at Baylor*	W, 23-13	40,653	12	23	37	146	3	31-25-0	198	3	68	522	
N18	Iowa State	W, 23-13	40,653	-	21	40	214	0	28-14-0	180	2	68	394	
	at Kansas State*	L, 19-20	49,554	-	25	38	133	0	36-26-1	155	1	74	331	
N25	Iowa State	L, 19-20	49,554	-	18	30	115	0	36-24-0	264	2	66	379	
	at Memphis^	W, 21-20	57,266	-	12	30	109	1	22-16-0	286	2	52	264	
D30	Iowa State	W, 21-20	57,266	-	22	42	32	1	36-24-0	314	2	80	346	
	at Memphis^	W, 21-20	57,266	19	17	26	53	0	33-21-0	286	2	59	339	

^Liberty Bowl at Memphis, Tenn.

Head Coach: Matt Campbell **Captains:** Allen Lazard, Joel Lanning, Jake Campos, Kamari Cotton-Moya, Brian Peavy
Offense - QB: Kyle Kempt, WR Allen Lazard, WR Marchie Murdoch, WR Trevor Ryan, TE Chase Allen, RB David Montgomery, OL Jake Campos, OL Robby Garcia, OL Julian Good-Jones, OL Josh Knipfel, OL Bryce Meeker
Defense - DE: J.D. Waggoner, NG Ray Lima, DT Vernell Trent, Leo Jaquan Bailey, LB Marcel Spears, LB Joel Lanning, LB Willie Harvey, S Kamari Cotton-Moya, S Reggie Wilkerson, CB D'Andre Payne, CB Brian Peavy
Specialists - PK: Garrett Owens, P Colin Downing, HO Kyle Starcevich, DS Steve Wirtel, Quinn Sonntag, PR Trevor Ryan, KR Landen Akers

BY QUARTERS	1	2	3	4	OT	Total
Iowa State	97	90	107	83	3	380
Opponents	72	78	51	65	6	272
TEAM STATISTICS	Iowa State	Opponents				
FIRST DOWNS	274	259				
Rushing	77	96				
Passing	160	148				
Penalty	37	15				
RUSHING YARDAGE	1470	1664				
Yards Gained	1755	1957				
Yards Lost	285	293				
Rushing Attempts	427	460				
Average Per Rush	3.4	3.6				
Average Per Game	113.1	128.0				
Rushing TD	16	10				
PASSING YARDAGE	3548	3096				
Attempts	477	422				
Completions	300	283				
Interceptions	9	12				
Average Per Attempt	7.4	7.3				
Average Per Comp.	11.8	10.9				
Average Per Game	272.9	238.2				
Passing TD	27	23				
TOTAL OFFENSE	5018	4760				
Total Plays	904	882				
Average Per Play	5.6	5.4				
Average Per Game	386.0	366.2				
KICKOFF RETURNS	29-576	31-737				
Average	19.9	23.8				
PUNT RETURNS	20-181	16-91				
Average	9.1	5.7				
INTERCEPTION RETURNS	12-286	9-106				
Average	23.8	11.8				
FUMBLES-LOST	8-1	16-8				
PENALTIES-YARDS	57-516	93-877				
Average Per Game	39.7	67.5				
PUNTS-YARDS	66-2677	73-3011				
Average Per Punt	40.6	41.2				
TIME OF POSSESSION	30:16	29:44				
THIRD DOWN CONV	73/186	77/190				
Conversion Rate	39%	41%				
FOURTH DOWN CONV	14/19	8/17				
Conversion Rate	74%	47%				
SACKS BY-YARDS	26-137	19-144				
TOUCHDOWNS	47	34				
Rushing	16	10				
Passing	27	23				
Return	4	1				
PAT Kicks	45-45	30-31				
2-point Attempts	1	1				
Field Goals	17-22	12-17				
Safeties	0	0				
TOTAL POINTS	380	272				
Average Per Game	29.2	20.9				

RUSHING										
Player	G	Att	Gain	Loss	Net	Avg.	TD	Lg	Gm	
Montgomery	13	258	1198	52	1146	4.4	11	58	88.2	
Croney	10	31	164	5	159	5.1	1	25	15.9	
Lanning	13	40	137	2	135	3.4	2	13	10.4	
Warren	9	34	107	2	105	3.1	1	11	11.7	
Ryan	4	11	46	37	9	0.8	1	24	2.2	
Park	13	2	7	0	7	3.5	0	6	0.5	
Lang	3	4	7	2	5	1.2	0	5	1.7	
Leach	1	2	3	0	3	1.5	0	3	3.0	
Downing	13	0	-2	0	-2	0.0	0	-0.2		
Kempt	9	31	88	93	-5	-0.2	0	27	-0.6	
Noland	4	1	0	9	-9	-0.0	0	0	-2.2	
TEAM	7	13	0	83	-83	-6.4	0	-11.9		
PASSING										
Player	G	Att	Comp	Int	Eff.	Pct.	Yds	TD	Lg	Gm
Kempt	9	161	243	3	145.9	66.3	1787	15	57	198.6
Park	4	100	162	5	135.1	61.7	1181	9	74	295.2
Noland	4	36	66	1	129.5	54.5	533	2	67	133.2
TEAM	13	3-4	0	256.2	750	47	1	24	3.6	
RECEIVING										
Player	G	Rec	Yds	Avg.	TD	Lg	Gm			
Lazard	13	71	941	13.3	10	36	72.4			
Ryan	13	47	469	10.0	1	57	36.1			
Butler	13	41	697	17.0	7	74	53.6			
Murdoch	13	41	513	12.5	5	43	39.5			
Montgomery	13	36	296	8.2	0	46	22.8			
Jones	13	28	273	9.8	0	43	21.0			
Eaton	13	21	208	9.9	4	29	16.0			
Croney	10	6	51	8.5	0	25	5.1			
Allen	13	4	39	9.8	0	13	3.0			
Martin	13	2	22	11.0	0	24	1.7			
Akers	10	1	34	34.0	0	34	3.4			
Seombuchner	13	1	5	5.0	0	5	0.4			
Warren	9	1	0	0.0	0	0	0.0			
SCORING										
Player	TD	FG	Kick	Rush	Pass	DXP	Saf	Pts		
Owens	-	17-22	45-45	0-0	0-0	0	0	96		
Montgomery	11	0-0	0-0	0-0	0-0	0	0	66		
Lazard	10	0-0	0-0	0-0	0-0	0	0	62		
Butler	7	0-0	0-0	0-0	0-0	0	0	42		
Murdoch	5	0-0	0-0	0-0	0-0	0	0	30		
Eaton	4	0-0	0-0	0-0	0-0	0	0	24		
Ryan	2	0-0	0-0	0-0	0-0	0	0	12		
Lanning	2	0-0	0-0	0-0	0-0	0	0	12		
Croney	1	0-0	0-0	0-0	0-0	0	0	6		
Harvey	1	0-0	0-0	0-0	0-0	0	0	6		
Warren	1	0-0	0-0	0-0	0-0	0	0	6		
Spears	1	0-0	0-0	0-0	0-0	0	0	6		
Cotton-Moya	1	0-0	0-0	0-0	0-0	0	0	6		
Kempt	-	0-0	0-0	1-2	0-0	0	0	0		

FIELD GOALS										
Player	18-29	30-39	40-49	50+	Total	Lg	Bk			
Owens	8-10	4-4	5-7	0-1	17-22	45	0			
PUNTING										
Player	No	Yds	Avg.	Lg	TB	FC	120	Bk		
Downing	66	2677	40.6	61	4	26	23	0		
PUNT RETURNS										
Player	No	Yds	Avg.	TD	Lg					
Ryan	18	181	10.1	1	68					
Lazard	2	0	0.0	0	0					
KICKOFF RETURNS										
Player	No	Yds	TD	Lg						
Akers	14	293	20.9	0	32					
Warren	9	186	20.7	0	35					
Jones	2	36	18.0	0	23					
Sutton	2	14	7.0	0	14					
Ryan	1	28	28.0	0	28					
Walker	1	19	19.0	0	19					
INTERCEPTIONS										
Player	No	Yds	Avg.	TD	Lg					
Cotton-Moya	3	54	18.0	1	23					
Peavy	2	70	35.0	0	70					
Spears	2	61	30.5	1	61					
Lanning	1	19	19.0	0	19					
Lewis	1	39	39.0	0	39					
Wilkerson	1	31	31.0	0	31					
Harvey	1	12	12.0	0	12					
Payne	1	0	0.0	0	0					
TOTAL OFFENSE LEADERS										
Player	G	Plays	Rush	Pass	Tot	Avg.				
Kempt	9	274	5	1787	1782	198.0				
Park	4	173	9	1181	1190	297.5				
Montgomery	13	260	1146	0	1146	88.2				
ALL PURPOSE LEADERS										
Player	G	Rush	Rec	PR	KR	IR	Tot	Avg.		
Montgomery	13	1146	296	0	0	0	1442	110.9		
Lazard	13	0	941	0	0	0	941	72.4		
Butler	13	0	697	0	0	0	697	53.6		
DEFENSIVE LEADERS										
Player	G	Solo	Asst	Tot	TFL	Sack	FRFF	Bk		
Lanning	13	51	63	114	11	50	6-4	1		
Spears	13	56	51	107	85	17	1-3	-2		
Peavy	13	49								

2018 (8-5, 6-3 BIG 12, T3RD)

Date	Team	Result	Att.	AP	FD	Rushing			Passing			Total Off.	
						Att	Yds	TD	A-C-I	Yds	TD	Plays	Yds
S1	SOUTH DAKOTA ST	\$											
S8	Iowa State	L, 3-13	69,250	-	11	25	19	0	31-19-0	169	0	56	188
	at Iowa			-	14	36	105	1	28-16-0	166	0	64	271
S15	Iowa State	L, 27-37	58,479	-	20	29	87	1	36-25-1	360	2	65	447
	OKLAHOMA*			5	24	39	171	1	29-21-0	348	3	68	519
S22	Iowa State	W, 26-13	54,028	-	21	35	132	1	34-26-0	233	1	69	365
	AKRON			-	17	31	91	0	28-12-1	153	1	59	244
S29	Iowa State	L, 14-17	42,664	-	15	28	119	1	28-14-0	79	1	56	198
	at TCU*			-	19	46	117	0	29-21-1	182	1	75	299
O6	Iowa State	W, 48-42	52,995	-	21	38	140	2	25-19-1	325	4	63	465
	at Oklahoma State*			25	22	43	126	2	33-19-1	289	4	76	415
O13	Iowa State	W, 30-14	56,629	-	25	47	244	1	25-18-1	254	3	72	498
	WEST VIRGINIA*			6	9	27	52	0	15-11-1	100	1	42	152
O27	Iowa State	W, 40-31	57,908	-	24	51	172	2	27-13-0	250	2	78	422
	TEXAS TECH*			-	24	24	30	1	57-33-3	333	1	81	363
N3	Iowa State	W, 27-3	15,543	-	20	38	121	0	24-17-0	273	3	62	394
	at Kansas*			-	20	40	147	0	43-19-0	185	0	83	356
N10	Iowa State	W, 28-14	53,860	23	21	32	125	2	25-18-0	230	1	57	355
	BAYLOR*			-	25	32	146	0	48-29-0	359	2	80	505
N17	Iowa State	L, 10-24	102,498	18	12	30	62	1	29-13-1	148	0	59	210
	at Texas*			13	20	46	179	1	25-22-0	226	2	71	405
N24	Iowa State	W, 42-38	54,430	25	22	32	156	3	27-20-2	337	2	59	493
	KANSAS STATE*			-	21	47	245	2	27-18-0	183	3	74	428
D1	Iowa State	W, 27-24	56,738	24	17	42	114	3	25-17-1	159	1	67	273
	DRAKE			-	14	30	58	0	29-20-1	221	3	59	279
D28	Iowa State	L, 26-28	60,675	25	22	39	200	3	27-18-2	315	0	66	515
	vs Washington St^			12	19	17	28	2	49-35-0	299	2	66	327

S- Game cancelled due to inclement weather

^ - Alamo Bowl at San Antonio, Texas

Head Coach: Matt Campbell **Captains:** Kyle Kempt, David Montgomery, Ray Lima, Brian Peavy

Offense - QB Brock Purdy, WR Hakeem Butler, WR Matthew Eaton, WR Deshaunte Brown, TE Charlie Kolar, RB David Montgomery, OL Julian Good-Jones, OL Collin Olson, OL Colin Newell, OL Josh Knipfel, OL Bryce Meecker

Defense - DE Enyi Uwazurike, NG Ray Lima, DE JaQuan Bailey, LB Marcel Spears, LB Mike Rose, LB Willie Harvey, Star Braxton

Specialists - S Greg Eisworth, S Lawrence White, CB D'Andre Payne, CB Brian Peavy

Linebackers - PK Connor Assalley, P Corey Dunn, HO Joe Rivera, DS Steve Wirtel, PR Tarique Milton, KR Kene Nwangwu

BY QUARTERS	1	2	3	4	OT	Total
Iowa State	70	115	83	80	0	348
Opponents	62	110	71	55	0	298

TEAM STATISTICS	Iowa State	Opponents
FIRST DOWNS	251	246
Rushing	103	96
Passing	123	139
Penalty	25	11
RUSHING YARDAGE	1691	1519
Yards Gained	2047	1942
Yards Lost	356	423
Rushing Attempts	466	458
Average Per Rush	3.6	3.3
Average Per Game	130.1	116.8
Rushing TD	20	10
PASSING YARDAGE	3132	3044
Attempts	363	440
Completions	237	276
Interceptions	9	8
Average Per Attempt	8.6	6.9
Average Per Comp.	13.2	11.0
Average Per Game	240.9	234.2
Passing TD	20	23
TOTAL OFFENSE	4823	4563
Total Plays	829	898
Average Per Play	5.8	5.1
Average Per Game	371.0	351.0
KICKOFF RETURNS	33-726	41-769
Average	22.0	18.8
PUNT RETURNS	14-176	12-64
Average	12.6	5.3
INTERCEPTION RETURNS	8-109	9-103
Average	13.6	11.4
FUMBLES-LOST	13-10	17-8
PENALTIES-YARDS	62-517	81-786
Average Per Game	39.8	60.5
PUNTS-YARDS	56-2205	66-2697
Average Per Punt	39.4	40.9
TIME OF POSSESSION	28:54	31:03
THIRD DOWN CONV	67/169	79/190
Conversion Rate	40%	42%
FOURTH DOWN CONV	10/18	9/18
Conversion Rate	56%	50%
SACKS BY-YARDS	33-258	31-210
TOUCHDOWNS	42	37
Rushing	20	10
Passing	20	23
Return	1	1
PAT Kicks	36-38	37-37
2-point Attempts	3	0
Field Goals	16-23	13-18
Safeties	3	0
TOTAL POINTS	348	298
Average Per Game	26.8	22.9

RUSHING												
Player	G	Att	Gain	Loss	Net	Avg.	TD	Lg	Gm			
Montgomery	12	257	1254	38	1216	4.7	13	39	101.3			
Purdy	10	100	451	143	308	3.1	5	29	30.8			
Nwangwu	13	39	168	11	157	4.0	2	24	12.1			
Butler	12	22	81	2	79	3.6	1	14	6.6			
Croney	12	23	62	6	56	2.4	1	14	4.7			
Milton	13	1	3	0	3	3.0	0	3	0.2			
Noland	5	7	28	41	-13	-1.9	0	28	-2.6			
Kempt	5	5	0	39	-39	-7.8	0	0	-7.8			
TEAM	8	12	0	76	-76	-6.3	0	0	-9.5			

PASSING												
Player	G	Att	Comp	Int	Eff.	Pct.	Yds	TD	Lg	Gm		
Purdy	10	146	220-7	1700	664	2250	16	83	2250			
Noland	5	70	110-1	1290	63.6	722	4	57	144			
Kempt	5	21	31-1	1047	67.7	160	0	31	320			
TEAM	8	0	0-2	00	0.0	0	0	0	0.0			

RECEIVING												
Player	G	Rec	Yds	Avg.	TD	Lg	Gm					
Butler	13	60	1318	22.0	9	83	101.4					
Jones	13	43	366	8.5	4	32	28.2					
Milton	13	34	417	12.3	1	60	32.1					
Eaton	13	27	304	11.3	2	38	23.4					
Montgomery	12	22	157	7.1	0	53	13.1					
Kolar	13	11	137	12.5	3	29	10.5					
Alers	13	10	181	18.1	0	55	13.9					
Croney	12	9	71	7.9	0	25	5.9					
Allen	8	8	84	10.5	0	28	10.5					
Seonbuchner	13	5	45	9.0	1	18	3.5					
Lang	12	4	30	7.5	0	10	2.5					
Nwangwu	13	2	11	5.5	0	11	0.8					
Johnson	12	1	11	11.0	0	11	0.9					
Soehner	13	1	0	0.0	0	0	0.0					

SCORING												
Player	TD	FG	Kick	Rush	Pass	DXP	Saf	Pts				
Assalley	-16	23	36	-38	0	0	0	0	0	84		
Montgomery	13	0	0	0	0	0	0	0	0	78		
Butler	9	0	0	0	0	0	0	0	0	54		
Purdy	5	0	0	0	0	0	0	0	0	32		
Jones	4	0	0	0	0	1	0	0	24			
Kolar	3	0	0	0	0	0	0	0	0	18		
Eaton	2	0	0	0	0	0	0	0	0	14		
Croney	1	0	0	0	0	0	0	0	0	8		
Milton	1	0	0	0	0	0	0	0	0	6		
Spears	1	0	0	0	0	0	0	0	0	6		
Lang	1	0	0	0	0	0	0	0	0	6		
Seonbuchner	1	0	0	0	0	0	0	0	0	6		
Rose	1	0	0	0	0	0	0	0	0	6		
Team	0	0	0	0	0	0	0	0	0	3		

FIELD GOALS												
Player	18-29	30-39	40-49	50+	Total	Lg	Bk					
Assalley	8-8	5-8	2-6	1-1	16	23	50	1				

PUNTING												
Player	No	Yds	Avg.	Lg	TB	FC	10	Bk				
Dunn	53	2129	40.2	65	1	13	23	1				
Rivera	2	76	38.0	46	0	0	0	0				
TEAM	1	0	0.0	0	0	0	0	0				

PUNT RETURNS												
Player	No	Yds	Avg.	TD	Lg							
Milton	12	152	12.7	0	47							
TEAM	1	23	23.0	0	0							
Ruth	1	1	1.0	0	0							

KICKOFF RETURNS												
Player	No	Yds	Avg.	TD	Lg							
Nwangwu	24	643	26.8	0	58							
Lang	4	50	12.5	0	20							
Soehner	3	16	5.3	0	16							
Croney	1	17	17.0	0	17							
Butler	1	0	0.0	0	0							

INTERCEPTIONS												
Player	No	Yds	Avg.	TD	Lg							
Lewis	3	0	0.0	0	0							
Spears	2	53	26.5	1	41							
Payne	1	0	0.0	0	0							
Eisworth	1	37	37.0	0	37							
Peavy	1	19	19.0	0	19							

TOTAL OFFENSE LEADERS												
Player	G	Plays	Rush	Pass	Tot	Avg.						
Purdy	10	320	308	2250	2558	255.8						
Montgomery	12	257	1216	1	1216	101.3						
Noland	5											

2019 (7-6, 5-4 BIG 12, T3RD)

Date	Team	Result	Att.	AP	Rushing				Passing			Total Off.
					FD	Att	Yds	TD	A-C-I	Yds	TD	
A31	Iowa State	W, 29-26	61,500	21	26	45	185	1	41-30-0	278	2	86 464
	NORTHERN IOWA	3OT	-	-	17	31	34	0	42-25-0	228	1	73 262
S14	Iowa State	L, 17-18	61,500	-	22	20	91	0	35-25-0	327	2	54 418
	IOWA		-	19	29	18	112	1	35-22-0	201	0	72 313
S21	Iowa State	W, 72-20	57,442	-	31	37	270	4	30-22-1	444	4	67 714
	LOUISIANA-MONROE		-	22	43	228	1	37-21-2	197	2	80 425	
S28	Iowa State	L, 21-23	42,359	-	23	28	63	1	45-27-1	342	2	73 405
	at Baylor*		-	24	34	104	0	45-26-0	307	3	79 411	
O5	Iowa State	W, 49-24	59,553	-	21	37	189	4	24-19-0	247	2	61 436
	TCU*		-	17	33	108	1	30-21-0	221	2	63 329	
O12	Iowa State	W, 38-14	51,836	-	26	43	143	4	30-19-1	229	1	73 372
	at West Virginia*		-	12	28	41	0	25-19-1	149	1	53 190	
O19	Iowa State	W, 34-24	52,315	-	21	24	182	2	32-23-1	378	3	56 560
	at Texas Tech*		-	25	34	168	2	52-40-0	239	1	86 407	
O26	Iowa State	L, 27-34	61,500	23	30	25	86	2	62-39-3	382	1	88 468
	OKLAHOMA STATE*		-	14	31	153	1	24-16-1	249	2	55 402	
N9	Iowa State	L, 41-42	83,541	-	26	38	195	1	31-19-0	282	5	69 477
	at Oklahoma*		-	9	24	41	226	3	26-18-1	273	3	67 499
N16	Iowa State	W, 23-21	58,946	-	26	30	112	0	49-30-1	354	2	79 466
	TEXAS*		-	22	16	26	54	0	40-22-0	273	3	66 327
N23	Iowa State	W, 41-31	58,120	-	24	35	117	2	42-29-1	372	4	77 489
	KANSAS*		-	22	32	165	0	44-23-0	328	3	76 493	
N30	Iowa State	L, 17-27	48,990	-	10	24	51	1	30-15-0	185	1	54 236
	at Kansas State*		-	18	49	231	2	12-5-1	57	0	61 288	
D28	Iowa State	L, 9-33	46,948	-	14	27	45	0	32-18-0	227	0	59 272
	vs Notre Dame^		-	14	17	37	208	2	28-20-0	247	1	65 455

^Camping World Bowl at Orlando, Fla.

Head Coach: Matt Campbell **Captains:** Brock Purdy, Josh Knipfel, Ray Lima, Marcel Spears, Greg Eisworth

Offense - QB Brock Purdy, WR Deshaunte Jones, WR Tarique Milton, WR La'Michael Pears, TE Charlie Kolar, RB Breece Hall, OL Julian Good-Jones, OL Trevor Downing, OL Collin Olson, OL Josh Knipfel, OL Bryce Meeker

Defense - DE Zach Petersen, NG Ray Lima, DT Enyi Uwazurike, LB Marcel Spears, LB O'Rien Vance, LB Mike Rose, Star Greg Eisworth, S Braxton Lewis, S Lawrence White, CB Anthony Johnson, CB Tayvonn Kyle

Specialists - PK Connor Assalloy, P Joe Rivera, HO Blake Clark, DS Steve Wirtl, PR Tarique Milton, KR Kene Nwangwu

BY QUARTERS	1	2	3	4	OT	Total
Iowa State	59	104	100	139	16	412
Opponents	54	102	91	77	13	337
TEAM STATISTICS	Iowa State		Opponents			
FIRST DOWNS	298		246			
Rushing	87		105			
Passing	188		130			
Penalty	23		11			
RUSHING YARDAGE	1729		1814			
Yards Gained	1976		2121			
Yards Lost	247		307			
Rushing Attempts	412		455			
Average Per Rush	4.2		4.0			
Average Per Game	133.0		139.5			
Rushing TD	22		13			
PASSING YARDAGE	4047		2987			
Attempts	484		441			
Completions	315		279			
Interceptions	9		6			
Average Per Attempt	8.4		6.8			
Average Per Comp.	12.8		10.7			
Average Per Game	311.3		229.8			
Passing TD	29		22			
TOTAL OFFENSE	5776		4801			
Total Plays	896		896			
Average Per Play	6.4		5.4			
Average Per Game	444.3		369.3			
KICKOFF RETURNS	24-477		57-1127			
Average	19.9		19.8			
PUNT RETURNS	10-96		16-99			
Average	9.6		6.2			
INTERCEPTION RETURNS	6-102		9-80			
Average	17.0		8.9			
FUMBLES-LOST	11-7		10-7			
PENALTIES-YARDS	61-496		72-62			
Average Per Game	38.2		47.8			
PUNTS-YARDS	54-2194		70-2923			
Average Per Punt	40.6		41.8			
TIME OF POSSESSION	30:24		29:36			
THIRD DOWN CONV	64/168		84/203			
Conversion Rate	38%		41%			
FOURTH DOWN CONV	9/21		8/15			
Conversion Rate	43%		53%			
SACKS BY-YARDS	28-161		18-117			
TOUCHDOWNS	53		39			
Rushing	22		13			
Passing	29		22			
Return	0		1			
PAT Kicks	49-51		35-36			
2-point Attempts	1		2			
Field Goals	17-23		22-27			
Safeties	0		0			
TOTAL POINTS	418		337			
Average Per Game	32.2		25.9			

RUSHING											
Player	G	Att	Gain	Loss	Net	Avg	TD	Lg	Gm		
Hall	12	186	956	59	897	4.8	9	75	748		
Purdy	13	93	394	145	249	2.7	8	44	192		
Lang	12	50	245	7	238	4.8	3	23	198		
Nwangwu	13	16	120	5	115	7.2	0	19	8.8		
Mitchell	5	11	100	0	100	9.1	1	29	20.0		
Croney	12	30	99	3	96	3.2	1	14	8.0		
Brock	4	9	48	0	48	5.3	0	13	12.0		
Akers	13	1	8	0	8	8.0	0	8	0.6		
Jones	13	4	6	3	3	0.8	0	3	-0.2		
TEAM	9	12	0	25	-25	-2.1	0	0	0.8		
RECEIVING											
Player	G	Att	Cmp	Int	Eff. Pct.	Yds	TD	Lg	Gm		
Purdy	13	475	312	9	151.1	657	3982	27	84	306.3	
Mitchell	5	4	2	0	161.9	500	14	1	9	2.8	
Jones	13	2	1	0	429.2	500	51	1	51	3.9	
Clark	13	1	0	0	0.000	0	0	0	0.0		
TEAM	9	0	2	0	0.000	0	0	0	0.0		
KICKOFF RETURNS											
Player	G	Rush	Yds	Avg	TD	Lg					
Nwangwu	15	381	25.4	0	41						
Lang	5	85	17.0	0	24						
Croney	2	11	5.5	0	11						
Greene	1	0	0.0	0	0						
Soehner	1	0	0.0	0	0						
INTERCEPTIONS											
Player	No	Yds	Avg	TD	Lg						
White	2	31	15.5	0	25						
Eisworth	1	0	0.0	0	0						
Lewis	1	23	23.0	0	23						
Rose	1	0	0.0	0	0						
Hummel	1	48	48.0	1	48						
TOTAL OFFENSE LEADERS											
Player	G	Rush	Rush	Pass	Pass	Tot	Avg				
Purdy	13	568	249	3982	4231	325.5					
Hall	12	186	897	0	897	74.8					
Lang	12	50	238	0	238	19.8					
ALL PURPOSE LEADERS											
Player	G	Rush	Rec	PR	KR	IR	Tot	Avg			
Hall	12	897	252	0	0	0	1149	95.8			
Jones	13	3	877	15	0	0	895	68.8			
Milton	13	0	722	81	0	0	803	61.8			
DEFENSIVE LEADERS											
Player	G	Solo	Asst	Tot	TFL	Sack	FR	FF	Blk		
Spears	13	56	36	92	8-25	25-15	-	-	-		
White	13	50	34	84	4-9	1-1	-	-	-		
Rose	13	39	38	77	95-31	35-14	-	-	-		



2020 (9-3, 8-1 BIG 12, 1ST)

Date	Team	Result	Att.	Rushing					Passing					Total Off.	
				AP	FD	Att	Yds	TD	A-C-1	Yds	TD	Plays	Yds		
S12	Iowa State	L, 14-31	0	23	18	36	158	2	35-16-1	145	0	71	303		
	LOUISIANA			-	14	35	118	1	21-13-0	154	1	56	272		
S26	Iowa State	W, 37-34	11,852	-	14	28	212	4	23-18-0	211	1	51	423		
	at TCU*			-	27	44	99	0	41-27-1	400	4	84	498		
O3	Iowa State	W, 37-30	13,724	-	23	31	135	3	25-13-0	282	1	56	417		
	OKLAHOMA*			18	22	33	114	1	36-25-1	300	2	69	414		
O10	Iowa State	W, 31-15	13,502	24	29	43	214	2	43-32-0	302	2	86	516		
	TEXAS TECH*			-	15	22	58	0	34-23-0	212	1	56	270		
O24	Iowa State	L, 21-24	14,671	17	18	33	227	2	34-19-1	162	1	67	389		
	at Oklahoma State*			6	24	51	226	2	29-20-2	235	1	80	461		
O31	Iowa State	W, 52-22	9,652	23	26	35	258	4	36-25-1	294	3	71	552		
	at Kansas*			-	15	34	73	2	33-18-1	167	0	67	240		
N7	Iowa State	W, 38-31	13,535	17	23	41	198	2	24-15-3	164	3	65	362		
	BAYLOR*			-	17	27	71	0	33-22-2	295	3	60	366		
N21	Iowa State	W, 45-0	0	17	26	44	240	3	25-19-0	299	3	69	539		
	KANSAS STATE*			-	9	28	73	0	19-9-1	76	0	47	149		
N27	Iowa State	W, 23-20	16,555	15	25	33	121	1	36-25-0	312	1	69	433		
	at Texas*			20	21	35	145	1	30-18-0	303	1	65	448		
D5	Iowa State	W, 42-6	14,256	12	26	44	236	3	23-20-0	247	3	67	483		
	WEST VIRGINIA*			-	16	25	54	0	41-21-0	209	0	66	263		
D19	Iowa State	L, 21-27	18,720	8	20	31	113	2	40-27-3	322	1	71	435		
	vs Oklahoma\$			12	20	31	120	2	34-22-0	272	1	65	392		
J2	Iowa State	W, 34-17	0	12	25	56	228	3	29-20-0	156	1	85	384		
	vs Oregon^			25	17	18	86	2	28-19-1	226	0	46	312		

S-Big 12 Championship at Arlington, Texas

^Fiesta Bowl at Glendale, Ariz.

No fans were allowed at Louisiana, Kansas State and Oregon games due to COVID-19 Protocols. Other games capacities were limited.

Head Coach: Matt Campbell **Captains:** 17 Seniors

Offense - QB Brock Purdy, WR Xavier Hutchinson, WR Sean Shaw, TE Charlie Kolar, TE Chase Allen, RB Breece Hall, OL Sean Foster, OL Darrell Simmons, OL Colin Newell, OL Derek Schweiger, OL Jake Remsburg

Defense - DE Enyi Uwazurike, IG Isaiah Lee, DE JaQuan Bailey, LB Jake Hummel, LB O'rien Vance, LB Mike Rose, Star Isheem Young, S Greg Eswirth, S Lawrence White, CB Anthony Johnson, CB Datrone Young

Specialists - PK Connor Assalley, P Joe Rivera, HO Blake Clark, DS Connor Guess, Koby Hathcock, PR Tarique Milton, KR Kene Nwangwu

BY QUARTERS	1	2	3	4	OT	Total
Iowa State	58	144	97	96	0	395
Opponents	65	72	48	72	0	257
TEAM STATISTICS	Iowa State	Opponents				
FIRST DOWNS	273	217				
Rushing	118	77				
Passing	136	129				
Penalty	19	11				
RUSHING YARDAGE	2340	1237				
Yards Gained	2531	1542				
Yards Lost	191	423				
Rushing Attempts	455	383				
Average Per Rush	5.1	3.2				
Average Per Game	195.0	103.1				
Rushing TD	31	11				
PASSING YARDAGE	2896	2848				
Attempts	373	378				
Completions	249	237				
Interceptions	9	9				
Average Per Attempt	7.8	7.5				
Average Per Comp.	11.6	12.0				
Average Per Game	241.3	237.3				
Passing TD	20	14				
TOTAL OFFENSE	5236	4085				
Total Plays	828	761				
Average Per Play	6.3	5.4				
Average Per Game	436.3	340.4				
KICKOFF RETURNS	21-563	56-1244				
Average	26.8	22.2				
PUNT RETURNS	11-59	16-176				
Average	5.4	11.0				
INTERCEPTION RETURNS	9-14	9-99				
Average	11.0	11.0				
FUMBLES-LOST	6-5	11-8				
PENALTIES-YARDS	61-511	74-608				
Average Per Game	42.6	50.7				
PUNTS-YARDS	47-1914	59-2381				
Average Per Punt	40.7	40.4				
TIME OF POSSESSION	33:05	26:55				
THIRD DOWN CONV	73/161	51/154				
Conversion Rate	45%	33%				
FOURTH DOWN CONV	11/16	9/20				
Conversion Rate	69%	45%				
SACKS BY-YARDS	29-185	14-91				
TOUCHDOWNS	51	31				
Rushing	31	11				
Passing	20	14				
Return	0	6				
PAT Kicks	48-50	28-28				
2-point Attempts	1	2				
Field Goals	13-19	13-22				
Safeties	0	0				
TOTAL POINTS	395	257				
Average Per Game	32.9	21.4				

RUSHING										
Player	G	Att	Gain	Loss	Net	Avg.	TD	Lg	Gm	
Hall	12	279	1631	59	1572	5.6	21	75	1310	
Purdy	12	87	479	97	382	4.4	5	29	318	
Nwangwu	10	61	351	12	339	5.6	4	49	282	
Brock	12	13	46	0	46	3.5	0	11	4.6	
Dekkers	3	3	19	7	12	4.0	1	12	4.0	
Lang	6	3	5	3	2	0.7	0	3	0.3	
TEAM	8	9	0	13	-13	-1.4	0	0	-1.6	
PASSING										
Player	G	Att	Comp	Int	Eff.	Pct.	Yds	TD	Lg	Gm
Purdy	12	365	249	9	1421	666	2750	19	65	2292
Dekkers	3	750	262	714	118	1	38	392		
Soehner	11	1-10	3352	1000	28	0	28	25		
RECEIVING										
Player	G	Rec	Yds	Avg.	TD	Lg	Gm			
Hutchinson	12	64	771	12.0	4	65	64.2			
Kolar	11	44	591	13.4	7	44	53.7			
Hall	12	23	180	7.8	2	28	15.0			
Shaw	12	21	212	10.1	1	35	17.7			
Allen	12	19	236	12.4	2	31	19.7			
Akers	12	18	269	14.9	1	49	22.4			
Soehner	11	18	205	11.4	0	26	18.6			
Milton	6	15	102	6.8	0	42	17.0			
Scates	11	6	134	22.3	2	44	12.2			
Johnson	4	5	28	5.6	0	10	7.0			
Brock	10	4	32	8.0	0	11	3.2			
Lang	6	4	24	6.0	0	10	4.0			
Nwangwu	12	3	22	7.3	0	11	1.8			
Wilson	8	2	27	13.5	1	17	3.4			
Bitter	5	1	38	38.0	0	38	7.6			
Dean	12	1	25	25.0	0	25	2.1			
Porter	12	1	0	0.0	0	0	0.0			
SCORING										
Player	TD	FG	Kick	Rush	Pass	DXP	Saf	Pts		
Hall	23	0-0	0-0	0-0	0-0	0	0	0	138	
Assalley	-	13-19	48-50	0-0	0-0	0	0	0	87	
Kolar	7	0-0	0-0	0-0	0-0	0	0	0	44	
Purdy	5	0-0	0-0	0-0	1-1	0	0	0	30	
Nwangwu	4	0-0	0-0	0-0	0-0	0	0	0	24	
Hutchinson	4	0-0	0-0	0-0	0-0	0	0	0	24	
Scates	2	0-0	0-0	0-0	0-0	0	0	0	12	
Allen	2	0-0	0-0	0-0	0-0	0	0	0	12	
Wilson	1	0-0	0-0	0-0	0-0	0	0	0	6	
Akers	1	0-0	0-0	0-0	0-0	0	0	0	6	
Dekkers	1	0-0	0-0	0-0	0-0	0	0	0	6	
Shaw	1	0-0	0-0	0-0	0-0	0	0	0	6	

FIELD GOALS										
Player	18-29	30-39	40-49	50+	Total	Lg	Blk			
Assalley	5-6	6-7	2-6	0-0	13-19	42	1			
PUNTING										
Player	No	Yds	Avg.	Lg	TB	FC	10	Blk		
Rivera	45	1826	40.6	64	4	13	14	0		
Dunn	2	88	44.0	49	0	0	1	0		
PUNT RETURNS										
Player	No	Yds	Avg.	TD	Lg					
Eisworth	5	47	9.4	0	29					
Milton	3	2	0.7	0	3					
Miller	2	-8	-4.0	0	0					
Akers	1	18	18.0	0	6					
KICKOFF RETURNS										
Player	No	Yds	Avg.	TD	Lg					
Nwangwu	19	550	28.9	0	85					
Hanika	1	3	3.0	0	3					
Walling	1	10	10.0	0	10					
INTERCEPTIONS										
Player	No	Yds	Avg.	TD	Lg					
Rose	5	14	2.8	0	12					
Kyle	1	0	0.0	0	0					
Eisworth	1	0	0.0	0	0					
Young, I	1	0	0.0	0	0					
White	1	0	0.0	0	0					
TOTAL OFFENSE LEADERS										
Player	G	Plays	Rush	Pass	Tot	Avg.				
Purdy	12	452	382	2750	3132	261.0				
Hall	12	279	1572	0	1572	131.0				
Nwangwu	12	61	339	0	339	28.2				
ALL PURPOSE LEADERS										
Player	G	Rush	Rec	PR	KR	IR	Tot	Avg.		
Hall	12	1572	180	0	0	0	1752	146.0		
Nwangwu	12	339	22	0	550	0	911	75.9		
Hutchinson	12	0	771	0	0	0	771	64.2		
DEFENS										

2021 (7-6, 5-4 BIG 12, 4TH)

Date	Team	Result	Att.	AP	Rushing				Passing				Total Off.		
					FD	Att	Yds	TD	A-C-1	Yds	TD	Plays	Yds		
S4	Iowa State	W, 16-10	61,500	7	17	34	136	1	26	-21	199	0	60	335	
	NORTHERN IOWA			-	13	26	45	0	34	-2	230	1	60	275	
S11	Iowa State	L, 17-27	61,500	9	21	27	87	1	43	-24	252	1	70	339	
	IOWA			10	11	39	67	1	21	-11	106	1	60	173	
S18	Iowa State	W, 48-3	35,193	14	27	37	184	3	30	-23	309	3	67	493	
	at UNLV			-	27	31	36	0	19	-10	94	0	50	130	
S25	Iowa State	L, 29-31	42,539	14	27	40	216	2	33	-22	263	1	73	479	
	at Baylor*			-	25	33	118	1	19	-14	164	2	52	282	
O2	Iowa State	W, 59-7	60,446	-	25	33	290	4	27	-19	0	274	4	60	564
	KANSAS*			-	18	44	175	1	22	-11	127	0	66	302	
O16	Iowa State	W, 33-20	48,363	-	19	35	210	2	25	-22	208	1	60	418	
	at Kansas State*			-	21	33	136	1	23	-15	206	2	56	342	
O23	Iowa State	W, 24-21	61,500	-	18	33	67	1	33	-27	307	2	66	374	
	OKLAHOMA STATE*			8	16	32	107	0	24	-15	225	3	56	332	
O30	Iowa State	L, 31-38	45,613	22	16	34	239	2	27	-16	185	1	61	424	
	at West Virginia*			-	28	29	122	2	47	-30	370	3	76	492	
N6	Iowa State	W, 30-7	61,500	-	23	34	175	2	39	-28	301	1	73	476	
	TEXAS*			-	11	35	104	0	29	-16	103	1	64	207	
N13	Iowa State	L, 38-41	47,158	-	26	25	89	2	42	-32	356	3	67	445	
	at Texas Tech*			-	23	34	207	2	33	-25	322	3	67	529	
N20	Iowa State	L, 21-28	82,685	-	25	35	51	1	52	-35	310	2	87	361	
	at Oklahoma*			12	15	34	209	2	19	-9	96	1	53	305	
N26	Iowa State	W, 48-14	57,775	-	22	23	279	4	30	-21	262	2	53	541	
	TCU*			-	18	39	132	0	26	-15	216	2	65	348	
D29	Iowa State	L, 13-20	39,051	-	14	21	66	0	39	-23	204	1	60	270	
	vs Clemson^			19	20	40	128	1	33	-21	187	0	73	315	

^Cheez-It Bowl at Orlando, Fla.

Head Coach: Matt Campbell **Captains:** 23 Seniors

Offense - QB Brock Purdy, WR Xavier Hutchinson, TE Charlie Kolar, TE Chase Allen, RB Breece Hall, F Jared Rus, OL Trevor Downing, OL Colin Newell, OL Derek Schweiger, OL Darrell Simmons Jr., OL Jarrod Hufford

Defense - DE Zach Petersen, DT Eyi Uwazurike, DE Will McDonald IV, LB Mike Rose, LB Jake Hummel, LB O'Rien Vance, BS Greg Eisworth, FS Ishem Young, MS Kym-Mani King, CB Anthony Johnson, CB Datrone Young

Specialists - PK Andrew Mevis, P Andrew Mevis, HB Blake Clark, LS Connor Gess, LS Koby Hathcock, PR Jaylin Noel, KR Jaylin Noel

BY QUARTERS	1	2	3	4	OT	Total	RUSHING							FIELD GOALS											
							Player	G	Att	Gain	Loss	Net	Avg.	TD	Lg	Gm	Player	18-29	30-39	40-49	50+	Total	Lg	Bk	
Iowa State	92	94	110	111	0	407	Hall	12	253	1540	88	1472	5.8	20	80	1227	Assalloy	3-3	1-1	0-0	0-0	4-4	35	0	
Opponents	66	82	55	64	0	267	Purdy	13	85	371	133	238	2.8	1	23	183	Mevis	6-6	4-4	8-11	2-2	20-23	54	0	
TEAM STATISTICS							RECEIVING							PUNTING											
FIRST DOWNS							PASSING							PUNT RETURNS											
Iowa State							Opponents							Iowa State											
Rushing							Player							G											
Passing							G							Att											
Penalty							Comp							Int											
RUSHING YARDAGE							Eff							Pct											
Yards Gained							Yds							TD											
Yards Lost							Lg							Gm											
Rushing Attempts							TD							Lg											
Average Per Rush							G							Att											
Average Per Game							Comp							Int											
Rushing TD							Eff							Pct											
PASSING YARDAGE							Yds							TD											
Attempts							Lg							Gm											
Completions							TD							Lg											
Interceptions							G							Att											
Average Per Attempt							Comp							Int											
Average Per Comp							Eff							Pct											
Average Per Game							Yds							TD											
Passing TD							Lg							Gm											
TOTAL OFFENSE							TD							Lg											
Total Plays							G							Att											
Average Per Play							Comp							Int											
Average Per Game							Eff							Pct											
KICKOFF RETURNS							Yds							TD											
Average							Lg							Gm											
PUNT RETURNS							TD							Lg											
Average							G							Att											
INTERCEPTION RETURNS							Comp							Int											
Average							Eff							Pct											
FUMBLES-LOST							Yds							TD											
PENALTIES-YARDS							Lg							Gm											
Average Per Game							TD							Lg											
PUNTS-YARDS							G							Att											
Average Per Punt							Comp							Int											
TIME OF POSSESSION							Eff							Pct											
THIRD DOWN CONV							Yds							TD											
Conversion Rate							Lg							Gm											
FOURTH DOWN CONV							TD							Lg											
Conversion Rate							G							Att											
SACKS BY-YARDS							Comp							Int											
TOUCHDOWNS							Eff							Pct											
Rushing							Yds							TD											
Passing							Lg							Gm											
Return							TD							Lg											
PAT Kicks							G							Att											
2-point Attempts							Comp							Int											
Field Goals							Eff							Pct											
Safeties							Yds							TD											
TOTAL POINTS							Lg							Gm											
Average Per Game							TD							Lg											



2022 (4-8, 1-8 BIG 12, 10TH)

Date	Team	Result	Att.	FD	Rushing				Passing				Total Off.	
					AP	FD	Att	Yds	TD	A-C-I	Yds	TD	Plays	Yds
53	Iowa State	W, 42-10	57,142	-	26	36	176	2	31-25-1	293	4	67	469	
	SOUTHEAST MISSOURI			-	15	22	98	0	38-19-1	222	1	60	320	
510	Iowa State	W, 10-7	69,250	-	20	41	129	0	38-25-2	184	1	79	313	
	at Iowa			-	11	25	58	1	27-12-1	92	0	52	150	
517	Iowa State	W, 43-10	58,138	-	22	32	163	2	42-32-0	300	3	74	463	
	OHIO			-	13	22	24	0	40-23-2	209	1	62	233	
524	Iowa State	L, 24-31	58,069	-	17	27	66	1	36-23-2	284	2	63	350	
	BAYLOR*			17	23	42	123	1	26-19-0	238	3	68	361	
O1	Iowa State	L, 11-14	47,233	-	20	30	26	0	48-30-1	287	1	78	313	
	at Kansas*			-	10	31	112	2	15-8-0	101	0	46	213	
O8	Iowa State	L, 9-10	60,561	-	13	24	78	0	38-22-0	198	0	62	276	
	KANSAS STATE*			22	16	38	131	0	20-13-0	257	1	58	388	
O15	Iowa State	L, 21-24	100,072	-	20	28	74	1	36-25-1	329	2	64	403	
	at Texas*			22	23	43	191	0	26-17-0	172	3	69	363	
O29	Iowa State	L, 13-27	58,716	-	20	27	66	0	57-37-3	308	1	84	374	
	OKLAHOMA*			-	19	47	182	1	27-16-0	150	2	74	332	
N5	Iowa State	W, 31-14	56,109	-	26	38	172	2	36-24-0	219	2	74	391	
	WEST VIRGINIA*			-	11	22	76	0	27-12-1	124	2	49	200	
N12	Iowa State	L, 14-20	55,509	-	19	36	59	1	43-28-3	274	1	79	333	
	at Oklahoma State*			-	11	35	57	0	25-14-2	187	2	60	244	
N19	Iowa State	L, 10-14	52,676	-	22	43	128	0	36-23-0	294	1	79	422	
	TEXAS TECH*			-	13	38	105	1	21-15-0	141	1	59	246	
N26	Iowa State	L, 14-62	44,846	-	19	31	159	1	38-19-2	171	1	69	330	
	at TCU*			4	21	38	131	2	30-22-0	246	4	68	377	

Head Coach: Matt Campbell **Captains:** Trevor Downing, Xavier Hutchinson, Anthony Johnson Jr., O'Rien Vance
Offense - QB Hunter Dekkers, WR Xavier Hutchinson, WR Jaylin Noel, WR Dimitri Stanley, RB Jirehl Brock, F Jared Rus, OL Tyler Miller, OL Jarrod Hufford, OL Trevor Downing, OL Darrell Simmons Jr., OL Jake Remsburg
Defense - DE Will McDonald IV, NG Isaiah Lee, DE J.R. Singleton, LB Gerry Vaughn, LB O'Rien Vance, LB Colby Reeder, BS Jeremiah Cooper, FS Anthony Johnson Jr., MS Beau Freyler, CB T.J. Tampa, CB Myles Purchase
Specialists - PK Jace Gilbert, P Tyler Perkins, HO Blake Clark, LS Connor Guess, PR Jaylin Noel, KR Jaylin Noel

BY QUARTERS	1	2	3	4	OT	Total
Iowa State	44	78	34	86	0	242
Opponents	48	95	45	55	0	243
TEAM STATISTICS	Iowa State		Opponents			
FIRST DOWNS	244		186			
Rushing	73		79			
Passing	152		88			
Penalty	19		19			
RUSHING YARDAGE	1296		1288			
Yards Gained	1625		1608			
Yards Lost	329		320			
Rushing Attempts	393		403			
Average Per Rush	3.3		3.2			
Average Per Game	108.0		107.3			
Rushing TD	10		8			
PASSING YARDAGE	3141		2139			
Attempts	479		322			
Completions	313		190			
Interceptions	15		7			
Average Per Attempt	6.6		6.6			
Average Per Comp.	10.0		11.3			
Average Per Game	261.8		178.2			
Passing TD	19		20			
TOTAL OFFENSE	4437		3427			
Total Plays	872		725			
Average Per Play	5.1		4.7			
Average Per Game	369.8		285.6			
KICKOFF RETURNS	21-348		37-745			
Average	16.6		20.1			
PUNT RETURNS	13-87		11-29			
Average	6.7		2.6			
INTERCEPTION RETURNS	7-84		15-186			
Average	12.0		12.4			
FUMBLES-LOST	15-7		17-8			
PENALTIES-YARDS	67-548		58-506			
Average Per Game	45.7		45.7			
PUNTS-YARDS	55-2195		70-2905			
Average Per Punt	39.9		41.5			
TIME OF POSSESSION	32:07		27:53			
THIRD DOWN CONV	80/191		46/156			
Conversion Rate	42%		29%			
FOURTH DOWN CONV	15/27		10/17			
Conversion Rate	56%		59%			
SACKS BY-YARDS	18-141		26-193			
TOUCHDOWNS	29		30			
Rushing	19		8			
Passing	10		2			
Return	0		2			
PAT Kicks	27-28		30-30			
2-point Attempts	1		0			
Field Goals	13-23		11-16			
Safeties	0		0			
TOTAL POINTS	242		243			
Average Per Game	20.2		20.2			

RUSHING		G	Att	Gain	Loss	Net	Avg.	TD	Lg	Gm			
Brock	10	99	460	15	445	4.5	3	61	44.5				
Norton	8	87	334	22	312	3.6	2	20	39.0				
Silas	11	60	293	22	271	4.5	3	38	24.6				
Dekkers	8	47	207	10	197	4.2	0	43	24.6				
Noel	12	89	282	209	73	0.8	2	28	6.1				
Becht	3	3	4	0	47	15.7	0	27	3.9				
TEAM	12	7	0	51	-51	-7.3	0	0	-4.2				
PASSING		G	Att	Comp	Int	Eff. Pct.	Yds	TD	Lg	Gm			
Dekkers	12	457	302	141	29	63.1	3044	19	54	253.7			
Becht	3	15	7	69	73	46.7	65	0	24	21.7			
Cook	1	4	4	0	167	20	32	0	25	32.0			
Hutchinson	12	1	0	0	0	0	0	0	0	0.0			
Noel	12	1	0	0	0	0	0	0	0	0.0			
RECEIVING		G	Rec	Yds	Avg	TD	Lg	Gm					
Hutchinson	12	107	1171	10.9	6	38	97.6						
Noel	12	60	572	9.5	3	54	47.7						
Stanley	11	33	420	12.7	1	53	38.2						
Brock	10	21	113	5.4	1	13	11.3						
Hanika	12	17	244	14.4	4	26	20.3						
Shaw	12	16	153	9.6	2	18	12.8						
Norton	8	12	69	5.8	0	23	8.6						
Dean	12	10	129	12.9	2	24	10.8						
Silas	11	9	38	4.2	0	8	3.5						
Sanders	8	7	51	7.3	0	15	6.4						
Rus	12	7	45	6.4	0	13	3.8						
Moore	12	4	42	10.5	0	25	3.5						
Bitter	12	4	26	6.5	0	16	2.2						
Wilson	11	3	53	17.7	0	39	4.8						
Coberley	5	2	13	6.5	0	9	2.6						
Scoring	4	1	2	2.0	0	2	0.5						
SCORING		PAT		Rush		Pass		DXP		Saf		Pts	
Gilbert	0	12	20	21	22	0	0	0	0	0	0	0	57
Hutchinson	6	0	0	0	0	0	0	0	0	0	0	0	36
Brock	4	0	0	0	0	0	0	0	0	0	0	0	24
Hanika	4	0	0	0	0	0	0	0	0	0	0	0	24
Noel	3	0	0	0	0	0	0	0	0	0	0	0	18
Silas	3	0	0	0	0	0	0	0	0	0	0	0	18
Shaw	2	0	0	0	0	0	0	0	0	0	0	0	12
Dean	2	0	0	0	0	0	0	0	0	0	0	0	12
Dekkers	2	0	0	0	0	0	0	0	0	0	0	0	12
Norton	2	0	0	0	0	0	0	0	0	0	0	0	12
Nettles	0	1	3	5	0	0	0	0	0	0	0	0	12
Stanley	1	0	0	0	0	0	0	0	0	0	0	0	6
Clark	0	0	0	0	1	0	0	0	0	0	0	0	2
Shackford	0	0	0	1	0	0	0	0	0	0	0	0	1

FIELD GOALS											
Player	18-29	30-39	40-49	50+	Total	Lg	Blk				
Gilbert	5-5	4-7	3-8	0-0	12-20	44	0				
Nettles	0-0	1-3	0-0	0-0	1-3	36	1				
PUNTING											
Player	No	Yds	Avg	Lg	TD	FC	120	Blk			
Perkins	30	2112	42.2	61	2	20	19	0			
Garbarini	2	71	35.5	47	1	0	0	0			
TEAM	3	12	40	12	0	0	0	0			
PUNT RETURNS											
Player	No	Yds	Avg	TD	Lg						
Noel	11	56	5.1	0	16						
Porter	1	22	22.0	0	0						
Stanley	1	9	9.0	0	9						
KICKOFF RETURNS											
Player	No	Yds	Avg	TD	Lg						
Noel	14	237	16.9	0	31						
Purchase	3	53	17.7	0	26						
Sanders	2	40	20.0	0	21						
Klotz	1	18	18.0	0	18						
Hutchinson	1	0	0.0	0	0						
INTERCEPTIONS											
Player	No	Yds	Avg	TD	Lg						
Reeder	2	66	33.0	0	53						
Johnson	2	0	0.0	0	0						
Freyler	1	18	18.0	0	18						
Tampa	1	0	0.0	0	0						
Ornyedim	1	0	0.0	0	0						
TOTAL OFFENSE LEADERS											
Player	G	Plays	Rush	Pass	Tot	Avg					
Dekkers	12	546	73	3044	3117	259.8					
Brock	10	99	445	0	445	44.5					
Norton	8	87	312	0	312	39.0					
ALL PURPOSE LEADERS											
Player	G	Rush	Rec	PR	KR	IR	Tot	Avg			

2023 (7-6, 6-3 BIG 12, T4TH)

Date	Team	Result	Att.	AP	Rushing			Passing			Total Off.			
					Att	Yds	TD	A-C-1	Yds	TD	Plays	Yds		
S2	Iowa State NORTHERN IOWA	W, 30-9	58,248	-	10	27	134	1	14-18-0	116	2	45	250	
S9	Iowa State IOWA	L, 13-20	61,500	-	19	31	87	0	44-23-1	203	1	75	290	
S16	Iowa State at Ohio	L, 7-10	21,991	-	13	23	38	0	24-17-2	233	1	47	271	
S23	Iowa State OKLAHOMA STATE*	W, 34-27	59,022	-	20	34	74	1	38-27-0	348	3	72	422	
S30	Iowa State at Oklahoma*	L, 20-50	84,371	-	16	27	150	0	48-23-2	278	2	72	409	
O7	Iowa State TCU*	W, 27-14	60,535	-	16	37	185	0	37-19-2	366	3	60	523	
O14	Iowa State at Cincinnati*	W, 30-10	38,193	-	17	38	123	1	28-16-0	138	1	65	353	
O28	Iowa State at Baylor*	W, 30-18	43,528	-	19	35	162	2	36-21-4	213	2	73	398	
N4	Iowa State KANSAS*	L, 21-28	61,500	-	16	29	75	2	29-15-0	238	1	66	400	
N11	Iowa State at BYU*	W, 45-13	60,754	-	22	16	35	74	41-24-1	239	1	66	306	
N18	Iowa State TEXAS*	L, 16-26	61,500	-	16	21	9	0	27-21-1	258	0	56	333	
N25	Iowa State at Kansas State*	W, 42-35	51,481	-	7	23	34	123	0	281	2	67	404	
D29	Iowa State at Memphis^	L, 26-36	48,789	-	19	32	54	209	3	12-8-0	230	3	35	488
				-	19	32	54	209	3	48-24-1	288	1	102	497
				-	22	32	166	1	40-22-0	446	3	60	446	
				-	22	32	166	1	34-24-0	364	4	66	530	

^Liberty Bowl at Memphis, Tenn.

Head Coach: Matt Campbell **Captains:** Easton Dean, Beau Freyler, Ben Nikkel, Jaylin Noel, Gerry Vaughn

Offense - QB Rocco Becht, RB Eli Sanders, F Stevo Klotz, TE Easton Dean, WR Jaylin Noel, WR Jayden Higgins, OL James Neal, OL Jarrod Hufford, OL Jim Bonifas, OL Brendan Black, OL Tyler Miller.

Defense - DE Joey Petersen, DL JR Singleton, DE Tyler Onyedim, LB Gerry Vaughn, LB Jack Sadowsky V, LB Will McLaughlin, MS Beau Freyler, BS Malik Verdon, FS Jeremiah Cooper, CB TJ Tampa, CB Myles Purchase

Specialists - PK Chase Contreras, P Tyler Perkins, HO Tyler Perkins, LS Drake Knobloch, PR Jaylin Noel, KR Jaylin Noel

BY QUARTERS	1	2	3	4	OT	Total
Iowa State	75	99	93	74	0	341
Opponents	77	86	76	57	0	296
TEAM STATISTICS	Iowa State		Opponents			
FIRST DOWNS	212	259				
Rushing	68	102				
Passing	132	132				
Penalty	12	25				
RUSHING YARDAGE	1559	1745				
Yards Gained	1797	2011				
Yards Lost	238	266				
Rushing Attempts	382	456				
Average Per Rush	4.1	3.8				
Average Per Game	119.9	134.2				
Rushing TD	16	12				
PASSING YARDAGE	3185	2976				
Attempts	381	448				
Completions	241	250				
Interceptions	8	16				
Average Per Attempt	8.4	6.6				
Average Per Comp.	13.2	11.9				
Average Per Game	245.0	228.9				
Passing TD	23	21				
TOTAL OFFENSE	4744	4721				
Total Plays	763	904				
Average Per Play	6.2	5.2				
Average Per Game	364.9	363.2				
KICKOFF RETURNS	18-382	33-627				
Average	21.2	19.0				
PUNT RETURNS	17-128	21-136				
Average	7.5	6.5				
INTERCEPTION RETURNS	16-150	8-148				
Average	9.4	18.5				
FUMBLES-LOST	8-3	7-3				
PENALTIES-YARDS	63-569	54-466				
Average Per Game	43.8	35.8				
PUNTS-YARDS	62-2703	59-2465				
Average Per Punt	43.6	41.8				
TIME OF POSSESSION	29:10	30:50				
THIRD DOWN CONV	68/174	69/191				
Conversion Rate	39%	36%				
FOURTH DOWN CONV	10/16	21/36				
Conversion Rate	62%	58%				
SACKS BY-YARDS	21-129	14-85				
Rushing	40	36				
Passing	23	12				
Return	1	3				
PAT Kicks	36-38	27-29				
2-point Attempts	1	2				
Field Goals	21-26	15-20				
Safeties	0	1				
TOTAL POINTS	341	296				
Average Per Game	26.2	22.8				

RUSHING	Player	G	Att	Gain	Loss	Net	Avg.	TD	Lg	Gm	
											Yds
	Sama	12	84	646	32	614	7.3	6	77	51.2	
	Sanders	9	102	498	21	477	4.7	4	29	53.0	
	Norton	11	87	370	27	343	3.9	3	49	31.2	
	Harris	13	22	70	3	67	3.0	0	12	5.2	
	Becht	13	62	163	100	63	1.0	3	14	4.8	
	Kohl	3	6	34	2	32	5.3	0	9	10.7	
	Contreras	13	1	6	0	6	6.0	0	6	0.5	
	Harris	6	1	6	0	6	6.0	0	6	1.0	
	Hughes	1	2	4	0	4	2.0	0	3	4.0	
	Noel	12	1	0	1	-1	-1.0	0	0	-0.1	
	TEAM	13	382	1797	238	1559	4.1	16	77	119.9	
PASSING											
	Player	G	Att	Comp	Int	Eff	Pct	Yds	TD	Lg	Gm
	Becht	13	367	231	8	150.68	62.9	3120	23	82	240
	Kohl	3	11	9	0	99.38	81.8	23	0	8	7.7
	Noel	12	2	1	0	226.40	50.0	42	0	42	3.5
	TEAM	13	367	231	8	150.68	62.9	3120	23	82	240
RECEIVING											
	Player	G	Rec	Yds	Avg	TD	Lg	Gm			
	Noel	12	66	820	12.4	7	82	68.3			
	Higgins	13	53	983	18.5	6	75	75.6			
	Brahmer	13	28	352	12.6	2	48	27.1			
	Jackson	13	16	260	16.2	2	39	20.0			
	Dean	13	16	171	10.7	3	66	13.2			
	Stanley	12	15	139	9.3	0	32	11.6			
	Hansen	12	11	115	10.5	0	35	8.8			
	Klotz	13	7	60	8.6	1	24	4.6			
	Sama	12	7	51	7.3	0	21	4.2			
	Bitter	11	5	79	15.8	0	45	7.2			
	Moore	9	5	43	8.6	1	14	4.8			
	Sanders	11	4	25	6.2	1	14	2.3			
	Norton	11	3	20	6.7	0	15	1.8			
	Gainey	5	2	12	6.0	0	8	2.4			
	Burkle	13	2	9	4.5	0	5	0.7			
	Ngoyi	2	1	46	46.0	0	46	23.0			
SCORING											
	Player	TD	FG	Kick	Rush	Pass	DXP	Saf	Pts		
	Contreras	0	21	26	36	37	0	0	99		
	Noel	7	0	0	0	0	0	0	42		
	Sama	6	0	0	0	0	0	0	36		
	Higgins	6	0	0	0	0	0	0	36		
	Sanders	5	0	0	0	1	0	0	32		
	Norton	3	0	0	0	0	1	0	18		
	Dean	3	0	0	0	0	0	0	18		
	Dean	3	0	0	0	0	0	0	18		
	Jackson	2	0	0	0	0	0	0	12		
	Brahmer	2	0	0	0	0	0	0	12		
	Cooper	1	0	0	0	0	0	0	6		
	Klotz	1	0	0	0	0	0	0	6		
	Moore	1	0	0	0	0	0	0	6		
	TEAM	0	0	0	1	0	0	0	0		

FIELD GOALS										
Player	18-29	30-39	40-49	50+	Total	Lg	Blk			
Contreras	5-5	7-9	7-9	2-3	21-26	56	1			
PUNTING										
Player	No	Yds	Avg	Lg	FB	FC	120	Blk		
Perkins	61	2703	44.3	70	14	25	0	0		
TEAM	1	0	0.0	0	0	0	0	1		
PUNT RETURNS										
Player	No	Yds	Avg	TD	Lg					
Noel	14	119	8.5	0	39					
Porter	1	1	1.0	0	1					
Bacon	1	0	0.0	0	0					
Stanley	1	4	4.0	0	4					
Nikkel	0	4	0.0	0	4					
KICKOFF RETURNS										
Player	No	Yds	Avg	TD	Lg					
Noel	9	245	27.2	0	72					
Hansen	5	86	17.2	0	21					
Purchase	3	51	17.0	0	25					
Burkle	1	0	0.0	0	0					
INTERCEPTIONS										
Player	No	Yds	Avg	TD	Lg					
Cooper	5	88	17.6	1	58					
Freyler	3	18	6.0	0	18					
Tampa	2	1	0.5	0	1					
McLaughlin	2	13	6.5	0	9					
Verdon	2	0	0.0	0	0					
Vaughn	1	0	0.0	0	0					
Patton	1	30	30.0	0	30					
TOTAL OFFENSE LEADERS										
Player	G	Plays	Rush	Pass	Tot	Avg.				
Becht	13	429	63	3120	3183	243.8				
Sama	12	84	614	0	614	51.2				
Sanders	9	102	477	0	477	53.0				
ALL PURPOSE LEADERS										
Player	G	Rush	Rec	PR	KR	IR	Tot	Avg.		
Noel	12	-1	820	119	245	0	1183	98.6		
Higgins	13	0	983	0	0	0	983	75.6		
Sama	12	614</								

TEAM YEAR-BY-YEAR

Year	G	FD	RUSHING				PASSING				TOTAL OFFENSE			Penalty	
			Att.	Yds.	Avg.	TD	Att.-Com-Int	Yds.	Avg.	TD	Plays	Yds	Avg.	Fum-Lost	No./Yds
2023	13	212	382	1559	119.9	16	381-241-8	3185	245.0	23	763	4744	364.9	8-3	63/569
2022	12	244	393	1296	108.0	10	479-313-15	3141	261.8	19	872	4437	369.8	15-7	67/548
2021	13	280	411	2089	160.7	25	446-313-9	3430	263.8	22	857	5519	424.5	18-5	63/502
2020	12	273	455	2340	195.0	31	373-249-9	2896	241.3	20	828	5236	436.3	9-5	61/511
2019	13	298	412	1729	133.0	22	484-315-9	4047	311.3	29	896	5776	444.3	11-7	61/496
2018	13	251	466	1691	130.1	20	363-237-9	3132	240.9	20	829	4823	371.0	13-10	62/517
2017	13	274	427	1470	113.1	16	477-300-9	3548	272.9	27	904	5018	386.0	8-1	57/516
2016	12	253	458	1953	162.8	18	398-235-8	3106	258.2	21	856	5059	421.6	13-8	76/681
2015	12	257	498	2184	182.0	18	411-237-12	2716	226.3	18	909	4900	408.3	27-12	59/489
2014	12	256	402	1489	124.1	12	510-282-11	2981	248.4	21	912	4470	372.5	13-5	51/490
2013	12	227	488	1727	143.9	16	415-232-14	2630	219.2	19	903	4357	363.1	19-8	66/564
2012	13	256	458	1951	150.1	10	458-266-17	2783	214.1	28	923	4734	364.2	11-9	63/552
2011	13	273	538	2265	174.2	20	484-249-17	2760	212.3	17	1022	5025	386.5	31-18	88/680
2010	12	220	455	1718	143.2	15	373-211-10	2091	174.2	14	828	3809	317.4	17-7	71/616
2009	13	252	516	2340	180.0	17	380-220-17	2401	184.7	16	896	4741	364.7	19-11	71/648
2008	12	240	403	1661	138.4	18	438-261-11	2981	248.4	17	841	4642	386.8	18-11	77/689
2007	12	230	473	1484	123.7	16	423-254-14	2439	203.2	9	896	3923	326.9	18-11	56/509
2006	12	227	401	1221	101.8	16	371-213-12	2593	216.1	12	779	3814	317.8	16-8	56/429
2005	12	230	491	1328	110.7	20	368-227-10	2876	239.7	19	859	4204	350.3	15-11	64/567
2004	12	233	536	1701	141.8	11	351-174-8	2248	187.3	13	887	3949	329.1	12-7	72/593
2003	12	190	446	1448	120.7	10	378-172-16	2122	176.8	10	824	3570	297.5	23-9	68/592
2002	14	278	554	2030	145.0	30	454-250-18	3308	236.3	16	1008	5338	381.3	21-10	72/571
2001	11	238	481	2006	182.4	26	303-184-12	2225	202.3	12	784	4231	384.6	13-2	67/567
2000	11	229	446	2299	209.0	27	342-176-12	2370	215.5	9	788	4669	424.5	7-5	79/742
1999	11	215	486	2205	200.5	14	254-137-13	1914	174.0	10	740	4119	374.5	21-13	74/598
1998	11	204	394	1432	130.2	14	365-183-20	2275	206.8	14	759	3707	337.0	11-4	78/662
1997	11	201	388	1028	93.5	6	386-184-11	2551	232.0	20	774	3580	325.5	23-17	72/622
1996	11	218	524	2615	237.7	25	239-127-11	1511	137.4	13	763	4126	375.1	11-6	67/554
1995	11	210	506	2513	238.5	23	238-122-10	1462	132.9	10	744	3975	361.4	18-10	50/392
1994	11	208	547	1958	178.0	16	206-108-8	1508	137.1	6	753	4366	315.1	33-14	56/481
1993	11	191	576	2667	242.5	22	138-77-10	1110	100.9	8	714	3777	345.3	31-16	58/501
1992	11	186	568	2262	205.6	19	163-88-14	1222	111.1	5	731	3484	316.7	36-19	58/494
1991	11	182	511	1753	159.4	14	197-103-11	1291	117.4	3	714	3030	275.2	22-11	65/541
1990	11	236	524	1997	181.5	22	273-155-7	2156	196.0	8	797	4153	377.8	27-16	50/353
1989	11	249	524	2410	219.1	30	254-157-9	2291	208.0	9	778	4707	427.9	28-15	58/455
1988	11	178	499	1830	166.4	14	206-112-15	1524	138.5	7	705	3354	304.9	25-9	68/484
1987	11	207	518	1644	149.5	10	306-154-11	1893	172.1	8	824	3537	321.5	26-14	55/419
1986	11	181	440	1260	114.5	13	323-166-10	2183	198.5	18	732	3443	313.0	22-13	83/734
1985	11	170	467	1061	96.5	8	359-172-16	1832	166.5	9	826	2893	263.0	43-21	81/626
1984	11	177	443	1044	94.9	5	366-197-18	2139	194.5	13	809	3183	289.4	27-22	87/688
1983	11	220	396	1041	94.6	13	410-236-13	2717	247.0	19	806	3758	341.6	34-20	65/501
1982	11	224	583	2222	202.0	17	257-132-15	1564	142.2	6	840	3786	344.2	25-16	58/521
1981	11	189	517	1896	172.4	20	261-143-15	1597	145.2	3	778	3493	317.5	14-8	60/592
1980	11	191	622	2610	237.3	24	178-77-9	965	87.7	4	799	3575	325.0	42-19	61/575
1979	11	177	526	1784	162.2	14	229-99-13	1040	94.5	1	755	2824	256.7	29-15	59/569
1978	11	196	604	2526	229.6	17	167-82-8	1156	105.1	10	771	3426	311.5	27-14	48/453
1977	11	192	619	2304	209.5	25	180-88-11	1102	100.2	5	799	3406	309.6	27-13	54/468
1976	11	261	636	2970	270.0	27	253-121-12	1866	169.6	20	889	4836	439.6	39-20	69/668
1975	11	190	587	2563	233.0	17	178-68-17	1080	98.2	4	765	3643	331.2	42-26	71/576
1974	11	183	607	2016	183.3	11	178-79-16	1174	106.7	7	785	3190	290.0	31-16	73/612
1973	11	194	630	2503	227.5	16	203-82-18	1166	106.0	12	833	3669	333.5	38-25	46/410
1972	11	248	583	2550	231.8	20	342-158-23	2132	193.8	17	925	4682	425.6	39-18	72/682
1971	11	235	578	2285	207.7	26	279-137-19	1918	174.4	16	857	4203	382.1	23-17	51/516
1970	11	193	492	1147	104.3	15	323-140-23	1892	172.0	16	815	3549	322.6	30-20	60/590
1969	10	129	464	949	94.9	14	232-95-14	1012	101.2	6	696	1908	190.8	29-12	39/321
1968	10	161	477	1626	162.6	17	226-97-12	1324	132.4	8	703	2950	295.0	21-14	52/468
1967	10	115	465	1150	115.0	8	209-85-16	1004	100.4	3	674	2154	215.4	19-8	43/489
1966	10	155	428	1316	131.6	14	252-127-18	1677	167.7	6	681	2993	299.3	20-8	41/398
1965	10	138	417	1402	140.2	18	229-100-15	1418	141.8	6	646	2820	282.0	25-16	53/550
1964	10	109	411	1285	128.5	10	166-58-7	716	71.6	0	577	2001	200.1	28-12	47/375
1963	9	120	451	1502	166.9	12	104-39-8	509	56.9	4	555	2011	223.4	18-8	32/340
1962	10	159	477	2120	212.0	25	128-57-11	1004	100.4	8	605	3124	312.4	26-14	32/239
1961	10	115	406	1652	165.2	13	106-47-13	800	80.0	8	512	2452	245.2	16-10	34/314
1960	10	130	489	2116	211.6	19	66-30-7	445	44.5	5	555	2561	256.1	24-11	38/399
1959	10	161	505	2287	228.7	23	99-51-8	721	72.1	9	601	3008	300.8	22-9	36/421
1958	10	133	512	2013	201.3	14	96-37-5	684	68.4	4	608	2698	269.8	21-9	41/416
1957	10	128	475	1502	150.2	11	119-56-10	853	85.3	4	594	2354	235.4	22-13	51/476
1956	10	100	466	1245	124.5	9	108-36-8	562	56.2	3	574	1807	108.7	51-32	49/426
1955	9	95	372	972	108.0	5	166-61-19	700	77.8	4	538	1672	185.8	24-13	40-372
1954	9	116	377	1485	165.0	13	158-68-16	662	73.6	6	535	2147	238.6	23-13	39/348
1953	9	116	402	1287	143.0	13	159-76-15	974	108.2	5	565	2261	251.2	35-19	26/237
1952	9	119	451	1539	171.0	17	149-65-22	725	80.5	7	600	2264	251.6	22-15	41-403
1951	9	134	445	1537	150.8	13	218-109-18	1418	157.6	16	662	2782	309.1	22-17	61/427
1950	10	164	432	1519	151.9	17	226-117-18	1574	157.4	9	658	3093	309.3	27-18	49/386
1949	9	136	443	1724	191.6	17	189-87-10	1327	147.8	8	632	3051	339.0	22-14	64/459
1948	10	109	417	1429	142.9	11	167-65-19	812	81.2	5	584	2241	242.1	25-14	55/492
1947	9	108	147	1446	127.3	8	147-47-15	744	82.6	7	548	2190	224.2	23-15	52/429
1946	9	84	375	1243	138.1	5	181-61-14	804	89.3	5	566	2047	227.4	28-15	39-275



OPPONENT YEAR-BY-YEAR

Year	G	FD	RUSHING				PASSING				TOTAL OFFENSE			Penalty	
			Att.	Yds.	Avg.	TD	Att.-Com-Int	Yds.	Avg.	TD	Plays	Yds	Avg.	Fum-Lost	No./Yds.
2023	13	259	456	1745	134.2	12	448-250-16	2976	228.9	21	904	4721	363.2	7-3	54/466
2022	12	186	403	1288	107.3	8	322-190-7	2139	178.2	20	725	3427	285.6	17-8	58/506
2021	13	215	449	1595	122.7	11	349-213-11	2431	187.8	19	798	4036	310.5	16-4	68/622
2020	12	217	383	1237	103.1	11	378-237-9	2848	237.3	17	761	4085	340.4	11-8	74/608
2019	13	146	455	1814	139.5	13	441-279-6	2987	229.8	22	896	4801	369.3	12-7	70/622
2018	13	246	458	1519	116.8	10	440-276-8	3044	234.2	23	898	4563	351.0	18-8	81/786
2017	13	259	460	1664	128.0	10	422-283-12	3096	238.2	23	882	4760	366.2	17-8	93/877
2016	12	293	526	2618	218.2	23	385-235-9	2817	234.8	25	911	5435	452.9	8-8	62/599
2015	12	267	479	2239	186.6	21	404-247-5	3202	266.8	28	883	5441	453.4	15-8	73/568
2014	12	328	521	2955	246.2	35	451-280-10	3392	282.7	20	972	6347	528.9	10-6	79/663
2013	12	264	502	2689	224.1	33	416-239-8	2869	239.1	17	918	5558	463.2	25-13	52/397
2012	13	311	531	2299	176.8	19	458-288-14	3449	265.3	18	1006	5557	442.2	25-12	83/711
2011	13	296	554	2515	193.5	23	425-241-11	3042	234.0	17	979	5557	427.5	22-13	71/579
2010	12	263	512	2236	186.3	19	372-238-13	2663	221.9	20	884	4899	408.2	23-10	61/553
2009	13	286	495	2154	165.7	13	434-269-15	3252	250.2	23	929	5406	415.8	32-17	66/540
2008	12	270	438	2114	176.2	25	371-250-11	3320	276.7	31	809	5434	452.8	30-15	58/472
2007	12	253	413	1633	136.1	20	399-278-10	3051	254.2	24	812	4684	390.3	17-8	63/624
2006	12	236	404	1845	153.8	19	374-271-6	2862	392.2	12	778	4707	392.2	18-9	72/701
2005	12	229	414	1232	102.7	10	446-256-22	2908	242.3	12	860	4140	345.0	22-13	94/787
2004	12	190	454	1610	146.4	17	310-173-16	2043	185.7	14	764	3653	332.1	17-8	80/684
2003	12	263	519	2602	216.8	34	340-227-8	2709	225.8	19	859	5311	442.6	17-11	83/640
2002	14	282	584	2444	174.6	30	426-242-10	2580	184.3	16	1010	5024	359.9	32-17	84/647
2001	11	217	458	2143	194.8	19	276-155-18	1670	151.8	10	734	3813	346.6	13-8	64/633
2000	11	238	484	2159	196.3	23	331-163-10	2308	209.8	15	815	4467	406.1	26-13	83/723
1999	11	207	460	2233	203.0	22	274-149-7	1636	148.7	10	734	3869	351.7	23-9	71/651
1998	11	234	521	2511	228.7	27	230-126-5	1983	180.3	13	751	4494	408.5	27-11	92/827
1997	11	235	503	2692	244.7	42	250-157-4	2122	192.9	17	753	4814	437.6	19-12	88/706
1996	11	282	503	2882	262.0	32	312-192-9	2437	221.5	22	815	5319	483.5	18-11	63/499
1995	11	248	572	3263	296.6	38	233-139-9	1779	161.7	12	805	5042	458.4	24-12	70/601
1994	11	249	427	3001	272.8	30	244-151-6	2067	187.9	14	771	5068	460.7	21-9	80/788
1993	11	238	508	2475	225.0	34	233-143-6	1786	162.4	9	741	4261	387.4	16-11	59/466
1992	11	209	438	1637	148.8	11	299-166-9	2168	197.1	17	737	3805	345.9	21-14	75/699
1991	11	208	500	2266	206.0	17	250-135-10	1824	165.8	14	765	4090	371.8	18-10	63/536
1990	11	221	523	2755	250.5	23	237-138-3	1665	151.4	14	760	4420	401.8	17-14	48/384
1989	11	230	450	2193	199.4	21	296-178-10	2417	219.0	17	746	4610	419.1	28-10	74/641
1988	11	217	524	2649	240.8	28	228-126-7	1595	145.0	6	758	4244	385.8	30-19	63/504
1987	11	258	549	3416	310.5	43	225-136-10	1911	173.3	13	773	5327	484.3	36-20	69/582
1986	11	183	547	2926	175.1	17	253-104-4	1601	145.4	13	764	3527	320.6	28-16	75/646
1985	11	190	521	2073	188.5	25	297-124-8	1632	148.4	11	818	3705	336.8	31-18	64/565
1984	11	172	530	1770	160.9	16	222-102-8	1497	136.1	16	752	3267	297.0	29-21	69/561
1983	11	235	570	2423	220.3	37	245-123-10	1966	178.7	11	815	4389	399.0	31-11	62/547
1982	11	166	480	1770	160.9	17	233-111-13	1417	128.8	8	713	3187	289.7	26-16	52/489
1981	11	192	522	2050	186.4	17	259-127-9	1561	142.0	9	781	3611	328.3	33-23	71/609
1980	11	178	519	2012	182.9	19	242-86-11	1006	91.5	6	771	3018	274.4	33-19	53/422
1979	11	207	528	2615	237.7	17	199-97-16	1173	106.6	7	727	3788	344.4	39-22	77/700
1978	11	190	577	2480	225.5	15	216-110-6	1122	102.0	5	793	3218	292.5	27-12	68/643
1977	11	157	526	1806	164.2	15	187-99-7	1169	106.3	5	723	2975	270.5	29-15	64/613
1976	11	163	499	2025	184.1	21	256-108-22	1470	133.6	7	755	3495	317.7	37-23	60/518
1975	11	212	637	2938	267.1	28	166-72-6	1040	94.5	6	803	3978	361.6	41-26	63/569
1974	11	164	510	2034	184.9	14	203-96-16	1318	119.8	11	713	3352	304.7	43-18	68/585
1973	11	199	521	1986	180.5	14	260-135-20	2106	191.5	17	781	4092	372.0	39-28	63/662
1972	11	217	623	1993	181.2	14	294-141-24	2042	185.6	13	917	4035	366.8	37-20	53/467
1971	11	183	528	1883	171.2	13	259-119-23	1469	133.5	9	791	3352	304.7	27-22	50/528
1970	11	214	644	2479	225.4	26	270-132-16	1568	142.5	9	914	4055	368.6	37-25	78/838
1969	10	204	561	1970	197.0	20	263-126-20	1728	172.8	10	826	3698	369.8	39-18	60/672
1968	10	229	570	2182	218.2	30	238-138-17	1808	180.8	9	808	3390	339.0	35-22	47/451
1967	10	197	560	2079	207.9	30	228-104-12	1565	156.5	9	788	3644	364.4	31-17	54/523
1966	10	183	501	1853	185.3	19	217-105-16	1390	139.0	9	718	3242	324.2	30-17	41/425
1965	10	152	542	1764	176.4	15	149-60-8	821	82.1	4	691	2585	258.5	28-18	55/513
1964	10	143	524	1934	193.4	16	133-60-12	819	81.9	5	657	2753	275.3	25-14	65/605
1963	9	111	400	1368	152.0	19	130-53-13	726	80.7	3	530	2141	237.9	22-9	41/409
1962	10	177	480	1894	189.4	24	190-88-9	1213	121.3	10	670	3107	310.7	18-11	34/336
1961	10	147	522	1804	180.4	16	127-54-12	731	73.1	3	649	2535	253.5	25-13	44/417
1960	10	119	482	1801	180.1	18	93-29-9	302	30.2	2	573	2103	210.3	27-14	47/433
1959	10	133	490	1542	154.2	11	141-50-8	553	55.3	1	631	2095	209.5	37-18	52/480
1958	10	135	512	1767	176.7	11	109-41-15	390	39.0	2	621	2157	215.7	37-25	46/421
1957	10	162	497	2024	202.4	19	136-66-7	898	89.8	5	633	2922	292.2	43-23	59/555
1956	10	163	538	2286	228.6	33	126-58-7	998	99.8	6	646	3284	328.4	35-26	51/511
1955	9	132	430	1787	198.6	28	121-59-7	930	103.3	4	551	2717	301.9	45-23	51/439
1954	9	138	439	2119	235.4	24	90-49-6	688	76.4	4	529	2807	311.9	47-30	53/573
1953	9	127	436	2122	235.8	24	117-50-5	851	94.6	7	553	2973	330.3	41-27	59/503
1952	9	135	466	1666	185.1	21	149-65-19	1056	117.3	8	615	2722	302.4	32-17	72/634
1951	9	100	406	1450	185.1	22	171-69-19	1098	122.0	10	577	2548	283.1	33-20	52/489
1950	10	172	580	2406	240.6	25	113-42-10	741	74.1	4	693	3147	314.7	27-13	61/470
1949	10	119	445	2037	203.7	20	112-39-15	593	59.3	0	557	2630	263.0	32-21	76/569
1948	10	139	456	2049	204.9	19	169-69-20	1069	106.9	10	625	3118	311.8	25-13	82/730
1947	9	77	378	1463	162.6	16	91-33-11	486	54.0	5	469	1949	216.6	22-14	53/461
1946	9	101	460	1962	218.0	26	73-39-8	627	69.7	9	533	2589	287.7	30-10	72/557

