



MEN'S

BASKETBALL

20-5 OVERALL 9-3 BIG 12 (15-0 HOME 4-3 AWAY 1-2 NEUTRAL)



RYAN WORKMAN

Associate Director
Athletics CommunicationsIowa State Athletics
Jacobson Athletic Building
Ames, Iowa 50011

(701) 809-6597

rworkman@iastate.edu



IOWA STATE CYCLONES

20-5 overall (9-3 Big 12)

Head Coach: T.J. Otzelberger **Polls:** (AP/Coaches): 10/10
Overall: 160-95 (8th year) **NET/BPI/KENPom:** 8/8/9
At ISU: 61-32 (3rd year)



HOUSTON COUGARS

22-3 overall (9-3 Big 12)

Head Coach: Kelvin Sampson **Polls:** (AP/Coaches): 3/3
Overall: 754-347 (35th year) **NET/BPI/KENPom:** 1/1/1
At UH: 254-77 (10th year)

MON., FEB. 19, 2024 / 8 P.M.

Fertitta Center (7,100) / Houston, Texas



Cyclone Radio Network
John Walters, pxp
Eric Heft, analyst



Jon Sciambi, pxp
Fran Fraschilla, analyst
Kris Budden, sideline

CYCLONES.com

Live Stats
at
CycloneStats.com

2023-24 SCHEDULE

NOVEMBER (5-2)

6	GREEN BAY (B12N)	W, 85-44
9	LINDENWOOD (B12N)	W, 102-47
12	IDAHO STATE (B12N)	W, 86-55
19	GRAMBLING STATE (B12N)	W, 92-37
23	+vs. VCU (ESPN2)	W, 68-64
24	+vs. Virginia Tech (ESPN2)	L, 62-71
26	+vs. #12 Texas A&M (ESPN2)	L, 69-73

DECEMBER (6-0)

1	at DePaul (FS1)	W, 99-80
7	IOWA (ESPN)	W, 90-65
10	PRAIRIE VIEW A&M (B12N)	W, 107-56
17	FLORIDA A&M (B12N)	W, 96-58
21	EASTERN ILLINOIS (B12N)	W, 80-48
31	NEW HAMPSHIRE (B12N)	W, 85-70

JANUARY (5-2)

6	*at #11 Oklahoma (B12N)	L, 63-71
9	*#2 HOUSTON (ESPN2)	W, 57-53
13	*OKLAHOMA STATE (B12N)	W, 66-42
16	*at #20 BYU (B12N)	L, 72-87
20	*at #19 TCU (ESPN)	W, 73-72
24	*KANSAS STATE (ESPN2)	W, 78-67
27	*#7 KANSAS (CBS)	W, 79-75

FEBRUARY (4-1)

3	*at #18 Baylor (ESPN2)	L, 68-70
6	*at Texas (LHN)	W, 70-65
10	*TCU (ESPN2)	W, 71-59
13	*at Cincinnati (ESPN2)	W, 68-59
17	*TEXAS TECH (B12N)	W, 82-74
19	*at #3 Houston (ESPN)	8 p.m.
24	*WEST VIRGINIA (ESPN2)	1 p.m.
28	*#25 OKLAHOMA (B12N)	7 p.m.

MARCH (0-0)

2	*at UCF (B12N)	3 p.m.
6	*#19 BYU (B12N)	7 p.m.
9	*at Kansas State (ESPN2)	1 p.m.
12-16	*Phillips 66 Big 12 Championship	TBA

All Times Central

* Big 12 Game

+ ESPN Events Invitational at Kissimmee, Fla.

~ BIG EAST/Big 12 Battle

^ Phillips 66 Big 12 Championship at Kansas City, Mo.

B12N = Big 12 Now on ESPN+

LHN = Longhorn Network

ISU BASKETBALL HISTORY

All-Time Record	1,451-1,396 (.510)
Hilton Coliseum Record	610-207 (.747)
NCAA Tournament Appearances	22

THE LEAD

No. 10 Iowa State heads to No. 3 Houston for ESPN's Big Monday. The game will be the third meeting in Iowa State history between two top-ten teams on the road, with the previous two coming in 1957 and 1997 at Kansas.

KEY STORYLINES

- The Cyclones have won four-straight Big 12 games, including a pair of road games at Texas and Cincinnati. Iowa State's 9-3 record through 12 games is the best Big 12 start since the 2000-01 team was 10-2, finishing 13-3 with a Big 12 regular season title.
- Iowa State has won 15-straight games at Hilton Coliseum, tied for the seventh longest active home winning streak in the country. ISU and Samford are the only two undefeated teams in the country at home with at least 15 wins.
- Iowa State is 26-1 under T.J. Otzelberger when four or more players score in double figures.
- The six highest scoring Cyclone outputs under Otzelberger have all come this season, including a pair of 100 point performances. Nine of the 10 highest under Otz have also come this season.
- The Cyclones have scored 90 or more points six times this season. It is the most times hitting that mark in a season since the 2016-17 team did so eight times.
- Only eight players in the country are averaging at least 13.2 points, 4.8 rebounds, 4.1 assists and 1.6 steals per game this season. Two of them reside in the Cyclone backcourt in Tamin Lipsey and Keshon Gilbert.
- Twice this season Gilbert has been named the Big 12 Newcomer of the Week. Gilbert leads the Cyclones in scoring at 14.2 points per game, while ranking second in assists at 4.1 per game.
- Lipsey is averaging 13.2 points, 5.5 assists, 4.9 rebounds and 2.9 steals this year. He is one of eight players in the country to average those numbers since 1996-97. Lipsey earned ESPN Events Invitational All-Tournament honors turned in the seventh triple-double in school history against DePaul. Against Prairie View A&M, he broke the school record for steals in a game with eight. He has been named to the Naismith National Player of the Year Midseason Team and the Naismith Defensive Player of the Year Watchlist.
- Lipsey had a school-record steal streak of 34-straight games snapped two weeks ago. It was the second longest streak in the country. He has a steal in 55 of the 57 games he has played.
- Iowa State has won 27-straight games against non-conference opponents at Hilton Coliseum, tied for the ninth-longest streak in the nation. Prior to Big 12 play, Iowa State had scored 80-plus points in six-straight games, the most since doing so six-straight times in 2018.
- Under Otz, ISU is 35-7 against non-con opponents. The 35 wins are tied for the ninth-most in the nation and the .833 winning percentage is the seventh-best.
- One of the nation's toughest venues, ISU will play 18 games in Hilton Coliseum this season. In its 53rd year, Iowa State owns a .747 winning percentage and picked up its 600th win in the venue Dec. 7 against Iowa.

POSSIBLE STARTERS

No.	Name	Pos.	Ht.	Wt.	Yr.	Pts.	Reb.	Ast.	FG%	3P%	FT%
0	Tre King	F	6-7	230	Sr.	9.4	5.0	0.7	.500	.265	.797
Transferred to Iowa State in December 2021...First full season eligible for the Cyclones.											
3	Tamin Lipsey	G	6-1	200	So.	13.2	4.9	5.5	.436	.363	.676
The 15th player in school history from Ames High School...Started every game he has played in career.											
10	Keshon Gilbert	G	6-4	200	Jr.	14.2	4.8	4.1	.460	.325	.725
Transfer from UNLV...Originally committed to T.J. Otzelberger while head coach at UNLV.											
12	Robert Jones	F	6-10	255	Sr.	8.6	4.6	1.0	.638	-	.500
Transfer from Denver...In his third year at ISU...Nicknamed Big Rob Energy for his enthusiasm he brings.											
22	Milan Momcilovic	F	6-8	220	Fr.	12.0	3.2	1.2	.447	.385	.836
His six 3-pointers against Green Bay were most by freshman starter in ISU debut.											

FOLLOW THE CYCLONES



/IowaStateMensBasketball



@CycloneMBB



@CycloneMBB



cyclones.com

HEAD COACH

T.J. OTZELBERGER

3rd season at Iowa St.

College: UW-Whitewater (2001)

Wife: Alison Lacey

Children: Son: Jayce;
Daughters: Olivia, Stella

Born: Sept. 17, 1977 (46yo)

Hometown: Milwaukee, Wis.

High School: St. Thomas More



COACHING EXPERIENCE

2001-04	Catholic Central HS	(Burlington, Wis.)
2004-05	Asst. Coach	Chipola College
2006-13	Asst. Coach	Iowa State
2013-15	Asst. Coach	Washington
2015-16	Asst. Coach	Iowa State
2016-19	Head Coach	South Dakota State
2019-21	Head Coach	UNLV
2021-pres.	Head Coach	Iowa State

COACH NOTES

- Named 21st head men's basketball coach at Iowa State on March 18, 2021.
- Over two stints as an assistant coach and his time as a head coach, Iowa State has compiled a 205-151 record with Otzelberger on staff. That includes five trips to the NCAA Tournament and two Sweet 16 berths.
- 2018 Summit League Coach of the Year.
- Served as an assistant coach at Iowa State for eight seasons, working under Greg McDermott, Fred Hoiberg and Steve Prohm.
- Among Cyclones signed and developed: Wesley Johnson (NBA), Justin Hamilton (NBA), Royce White (NBA), Chris Allen, Will Clyburn, Tyrus McGee, Georges Niang (NBA), Monté Morris (NBA), Abdel Nader (NBA), Matt Thomas (NBA), Scott Christopherson, Naz Mitrou-Long (NBA) and Deonte Burton (NBA).
- Three times as a head coach a player was named an All-American.
- Wife, Alison, was a three-time All-Big 12 player for the Cyclones and played for the WNBA's Seattle Storm. She was inducted into the ISU Athletics Hall of Fame in 2022.

MILESTONE WINS

Win	Date	Opponent	Score
1	11-16-16	Wayne State (Neb.)	80-72
25	11-28-17	Ole Miss	99-97 (OT)
50	11-20-18	UTSA	99-79
75	12-21-19	Robert Morris	81-69
100	11-09-21	Kennesaw State	84-73
125	11-24-22	Villanova	81-79 (OT)
150	12-21-23	Eastern Illinois	80-48

2023-24 ROSTER

No.	Name	Pos.	Ht.	Wt.	Year	Hometown (Last School)
0	Tre King	F	6-7	230	Sr.	Lexington, Ky. (Eastern Kentucky)
1	Jackson Paveletzke	G	6-2	185	So.	Kimberly, Wis. (Wofford)
2	Jelani Hamilton	G	6-5	195	Fr.	Marietta, Ga. (Wheeler)
3	Tamin Lipsey	G	6-1	200	So.	Ames, Iowa (Ames)
4	Demarion Watson	G	6-7	220	So.	Maple Grove, Minn. (Totino-Grace)
5	Curtis Jones	G	6-4	190	Sr.	Minneapolis, Minn. (Buffalo)
10	Keshon Gilbert	G	6-4	200	Jr.	St. Louis, Mo. (UNLV)
11	Kayden Fish	F	6-6	250	Fr.	Kansas City, Mo. (Staley)
12	Robert Jones	F	6-10	255	Sr.	Prior Lake, Minn. (Denver)
13	Cade Kelderman	G	6-1	180	Fr.	Waukee, Iowa (Northwest)
22	Milan Momcilovic	G	6-8	220	Fr.	Pewaukee, Wis. (Pewaukee)
23	Conrad Hawley	F	6-5	220	Jr.	Raymore, Mo. (Peculiar)
24	Hason Ward	F	6-9	230	Sr.	St. Thomas, Barbados (VCU)
30	JT Rock	C	7-1	255	Fr.	Sioux Falls, S.D. (Lincoln)
33	Omaha Biliew	F	6-8	225	Fr.	Denison, Iowa (Waukee)

Roster Note: Iowa State is advancing players' classification even though the 2020-21 season did not affect eligibility. Those that wish to take advantage of the extra year will be listed as a senior again after their original eligibility would have been exhausted.

Head Coach: T.J. Otzelberger (3rd Year)

Assistant Coaches: JR Blount (3rd Year); Kyle Green (3rd Year); Nate Schmidt (2nd Year)

Director of Basketball Operations: Micah Byars (13th Year)

Director of Player Development: Erik Crawford (2nd Year)

Assistant Director of Player Development: Stevie Taylor (1st Year)

Graduate Assistants: Brian Pearson (1st Year); Lavonte Davis (1st Year)

Data Analytics Specialist: Thomas Pollard (2nd Year)

Strength and Conditioning Coach: Pete Link (3rd Year)

Athletic Trainer: Vic Miller (22nd Year)

PRONUNCIATION GUIDE

T.J. Otzelberger	OTTS-ull-burger	Tamin Lipsey	TAY-min
JR Blount	J-R rhymes with count	Milan Momcilovic	MEE-lun Mome-CHEE-lo-veech
Omaha Biliew	OH-muh-HAW b'LOO	Jackson Paveletzke	PAV-uh-LET-ski (rhymes with have)
Keshon Gilbert	KEY-shonn	Hason Ward	Huh-SAHN
Cade Kelderman	KELL-dur-men	Demarion Watson	Duh-MAR-ee-in

IN THE PAST...INTO THE FUTURE

LAST TIME OUT...

- Five Cyclones scored in double figures Saturday, as No. 10 Iowa State cruised to an 82-74 victory over Texas Tech at Hilton Coliseum. All nine Cyclones that played scored, led by 24 points from Keshon Gilbert. Curtis Jones added 12 points, while Robert Jones, Milan Momcilovic and Tamin Lipsey each had 10. Gilbert led the Cyclones with eight rebounds, while R. Jones had seven. Gilbert also led Iowa State with five assists, while Lipsey dropped in four.

NEXT UP: WEST VIRGINIA (FEB. 24 - 1 P.M.)

- The Cyclones return to Hilton Coliseum on Saturday, Feb. 24 for a game against West Virginia. It is the only scheduled meeting between the two teams this season. Tipoff is set for 1 p.m. on ESPN2.

OTZELBERGER YEAR-BY-YEAR BREAKDOWN

Year	School	Record	Conf.	Postseason	Non-Con	Home	Road	Neutral	vs. Top-25
2016-17	S. Dakota State	18-17	8-8	NCAA First Round	10-9	11-2	3-12	4-3	0-1
2017-18	S. Dakota State	28-7	13-1	NCAA First Round	15-6	15-0	8-4	5-3	0-3
2018-19	S. Dakota State	24-9	14-2	NIT First Round	10-7	14-1	7-6	3-2	0-1
At South Dakota State	70-33 (.680)	35-11 (.761)	2 NCAA/1 NIT	35-22	40-3	18-22	12-8	0-5	
2019-20	UNLV	17-15	12-6	None	5-9	12-7	5-7	0-1	1-1
2020-21	UNLV	12-15	8-10	None	4-5	9-5	3-7	0-3	0-2
At UNLV	29-30 (.492)	20-16 (.556)	None	9-14	21-12	8-14	0-4	1-3	
2021-22	Iowa State	22-13	7-11	NCAA Sweet 16	15-1	14-5	4-6	4-2	5-7
2022-23	Iowa State	19-14	9-9	NCAA First Round	9-4	13-3	3-8	3-3	9-5
2023-24	Iowa State	20-5	9-3	-	11-2	15-0	4-3	1-1	3-3
At Iowa State	61-32 (.656)	25-23 (.521)	2 NCAA	35-7	42-8	11-17	8-7	17-16	
Overall	160-95 (.627)	80-50 (.615)	4 NCAA/1 NIT	79-43	103-23	37-53	20-88	18-24	

FROM THE NOTEBOOK

QUICK HITS

- Iowa State has seven players on the roster that have scored 20 points or more in a collegiate game. That total ranks sixth in the country.
- Tamin Lipsey has four games this season with at least 11 points, six rebounds, five assists and four steals (DePaul, Iowa, Eastern Illinois and Texas). Only three players have done so at least three times this year in the country, with Lipsey being the only one to do it at least four times.
- Milan Momcilovic had himself a night in his collegiate debut, going for 18 points and seven rebounds, as he made the start in the opener. It was the third-straight year a freshman has started the season opener under Otzelberger. His six 3-pointers were the most in school history by a freshman starting the opener.
- Forced turnovers have been key for the Cyclones under Otzelberger. Iowa State leads the nation in turnover percentage at 26.1 percent of opponent possessions. ISU has been in the top six in the country in each of Otzelberger's seasons, ranking sixth in 2022 (24.6%) and second in 2023 (25%).
- The Cyclones rank third in the nation in adjusted defensive efficiency at 91 percent, well below the average of 106. ISU has been in the top eight in the country all three years under T.J. Otzelberger.

STREAKS OF NOTE

- 14 - When the Cyclones make 10 or more 3-pointers, ISU has won the last 14 games.
- 18 - ISU has won 18 consecutive games when shooting 50 percent or better from the field.
- 23 - If ISU allows 59 points or less, ISU has won 23-straight games and is 35-2 under T.J. Otzelberger when doing so.
- 27 - ISU has won 27-straight games at Hilton Coliseum against non-conference opponents.
- 30 - If the Cyclones score at least 80 points, Iowa State has won 30-straight games going back to February 2019.
- 551 - The Cyclones have hit a 3-pointer in 551-straight games.

TURNOVERS FOR EVERYONE

- Iowa State is one of four schools in the country, and the only Power Six school, to force 25 or more turnovers in multiple games against NCAA Division I opponents this season. Iowa State is 17-2 when forcing 15 or more turnovers and 8-1 when forcing at least 20.

HILTON MAGIC

- Iowa State is playing its 53rd season at Hilton Coliseum. The Cyclones played the 800th game in Hilton last season against TCU and won their 600th game in the building against Iowa earlier this year.
- The arena opened in 1971 with a win against Arizona in the first game.
- The Cyclones are 610-207 all-time at Hilton with a .747 winning percentage, including an 15-0 mark this season.
- Over the course of 53 years, Iowa State has only lost seven or more home games four times.
- ISU has ranked among the nation's top-30 teams in attendance for 18-straight non-Covid seasons. Iowa State ranks 18th in the nation at 13,788 fans this year.
- Hilton Magic was coined in 1989 by Des Moines Register sportswriter Buck Turnbull.

ESPN EVENTS INVITATIONAL

- Iowa State participated in the ESPN Events Invitational during Feast Week, the second time the Cyclones have been in the event. The Cyclones finished fourth this year and were the runner-up in 2016.
- Florida Atlantic, a Final Four team a year ago, won the title this season. The field featured six teams that advanced to the NCAA Tournament last year.
- The Cyclones defeated VCU, a team that eventually finished seventh, in the opening round before falling to Virginia Tech in the semifinals and No. 12 Texas A&M in the third-place game.

THE FIRST 25

- For just the fourth time in school history, Iowa State is 20-5 through the first 25 games of the year. The 2013-14 team was also 20-5, while the 1999-00 and 2000-01 teams were 22-3.

THE KILL SHOT

- According to EvanMiya.com, Iowa State led the Big 12 in "Kill Shots" last season, defined as the total number of double digit scoring runs in the season. The Cyclones have 23 this season to rank ninth. Iowa State is one of 104 schools to allow eight or fewer so far this year.

CUJO HITTING HIS STRIDE

- Curtis Jones has scored in double figures in eight-straight games, coming off the bench in seven of them. He is averaging 14.0 points per game in the streak, the second most on the team behind Keshon Gilbert's 16.5.

NEW LOOK CYCLONES

- The Cyclones added three players from the transfer portal this season, marking a total of seven transfers on the roster. Curtis Jones (Buffalo) and Keshon Gilbert (UNLV) both come to Iowa State with two years of eligibility, while Jackson Paveletzke (Wofford) will have three years of eligibility at Iowa State.
- Iowa State has six true freshmen on its roster, the most since the 2018-19 roster also included six. The Cyclone recruiting class ranked No. 7 in the country by 247Sports, the highest ranked class in school history and the best in the Big 12. The class includes three players ranked in the nation's top 100, while all five signed players rank in the top 200. Omaha Biliew was ranked No. 13 in the class and is the highest ranked recruit in school history by 247Sports. Milan Momcilovic is the third-highest ranked recruit in school history, while the four-star recruit was ranked No. 37 nationally. JT Rock was an early enrollee and found himself as the No. 100 recruit when moved into the class of 2023. Kayden Fish (No. 163) and Jelani Hamilton (No. 195) were both in the top 200 in the class.

IOWA STATE VS. RANKED OPPONENTS

- Iowa State is 127-296 all-time against ranked opponents (at tip).
- ISU has a 33-18 record in its last 51 games against ranked foes in Hilton Coliseum. The 33 wins since 2010 are the third-most wins in the country.
- Otzelberger is 17-16 against ranked teams, tied for the third most wins by an ISU coach against ranked foes.
- ISU is 7-10 against ranked non-conference foes at Hilton Coliseum ... The Cyclones have won six of the last seven meetings: 2019-20: #16 Seton Hall; 2014-15: #18 Arkansas; 2013-14: #23 Iowa, #7 Michigan; 2005-06: #12 Iowa; 2004-05: #19 Virginia.

At Home: 80-88

On Road: 20-154

Neutral Site: 27-54

QUICK FACTS

Location	Ames, Iowa
Founded	1848
Enrollment	30,177
Nickname	Cyclones
Mascot	Cy
Colors	Cardinal & Gold

Affiliation	NCAA Division I
Conference	Big 12
Facility	Hilton Coliseum
Capacity	14,267
President	Dr. Wendy Wintersteen
Director of Athletics	Jamie Pollard

FROM THE NOTEBOOK

UP FOR A CHALLENGE

- On Dec. 1, Iowa State defeated DePaul 99-80 in the annual BIG EAST/Big 12 Battle. ISU is now 4-0 in the challenge after beating St. John's, 71-60, last year. Iowa State also owns wins over Creighton (2021 - 64-58) and Seton Hall (2019 - 76-66). The Cyclones were scheduled to play DePaul in the 2020 Battle, but the game was canceled minutes before tipoff due to Covid-19. With seven wins this year, the Big 12 won the challenge for the first time. Each league has won once, while it has finished in a tie three times.

IOWA STATE QUICK FACTS

- Iowa State is playing its 117th season of men's basketball and the third under head coach T.J. Otzelberger.
- Iowa State's 2023-24 roster includes 15 players from seven different states and Barbados.
- The Cyclones have a pair of players from Wisconsin in Milan Momcilovic and Jackson Paveletzke. With 22 former Cyclones from Wisconsin, it is the fourth-most populated state in ISU history behind Iowa (183), Illinois (72) and Michigan (25).
- Hason Ward is the first from Barbados and the 17th international player in school history.
- The Cyclone roster has a pair of walk-ons: Conrad Hawley and Cade Kelderman.

REDSHIRTING THIS SEASON

- Freshmen Jelani Hamilton and JT Rock will plan to redshirt this season.
- "After discussion with Jelani and JT, we have decided that it's in their best long-term interest to redshirt this season," Otzelberger said. "Player development is at the forefront in everything that we do in our program and that will serve Jelani and JT well this season."
- Rock reclassified and enrolled a year early at Iowa State. The Sioux Falls, S.D. native was a four-star recruit and ranked in the top 100 by all three national outlets.
- Hamilton, a four-star recruit from Marietta,

Ga., was ranked No. 111 in the country by Rivals.

- Having appeared in only four games this season, freshman Kayden Fish had season-ending surgery on his left shoulder on Dec. 26. He will apply for a medical redshirt.

THE SEASONED VET

- Tre King turned 24 years old in October, making him one of the oldest players in the country. He is the 40th oldest player in the nation, the 21st oldest player at a power six school and the eighth oldest in the Big 12.

THE YOUNGIN' IS A TALL ONE

- At 17 years old, JT Rock is the youngest player on an NCAA Division I men's basketball roster this season.
- Not only is he in rare company with his age, Rock is in a select group with his height as well. At 7'1", Rock is just the eighth seven-footer in school history. He is the first seven-footer on the roster since Georgios Tsalmpouris in 2014-15. He is the fifth player at 7-1, the tallest in school history.

CYCLONES SIGN A PAIR

- Iowa State head coach T.J. Otzelberger announced Wednesday the signings of two preps to National Letters of Intent. The third signing day under Otzelberger, the class ranks as the fifth-best in school history. The Cyclones signed Nojus Indrusaitis (6-5 | Guard | Chicago, Ill. | Brewster Academy) and Dwayne Pierce (6-5 | Guard | Long Island, N.Y. | Christ The King Regional). JT Rock was originally a member of the class of 2024 before reclassifying this past summer and joining the Cyclones this fall. The class is rated No. 33 nationally by Rivals and No. 34 by 247sports. It ranks third in the Big 12 by Rivals and sixth by 247Sports.
- A consensus four-star recruit, Indrusaitis is the 10th highest-ranked signee for Iowa State in the modern era. He is a consensus top 100 player in the country by all three national outlets, ranking No. 79 by 247Sports, No. 82 by Rivals and No. 85 by ESPN. Indrusaitis played his junior season

at St. Rita High School, but is attending Brewster Academy for his senior season. He has been a member of Lithuania's U18 FIBA team and played for Nike Meanstreets on the EYBL circuit. During his junior year at St. Rita, he averaged 16 points, four rebounds, four assists and two steals per game, leading his team to the Chicago Catholic League Championship. Over the summer, he participated in Basketball Without Borders Europe Camp, where he was named the MVP.

- Pierce is a four-star recruit by Rivals and ESPN, while ranking as a three-star from 247Sports. He is the 12th highest-ranked signee for Iowa State in the modern era. Pierce is ranked No. 86 by ESPN, No. 116 by Rivals and No. 135 by 247Sports. Playing for Christ The King Regional, Pierce led his squad to the 2023 Brooklyn-Queens Championship. In the title game, Pierce tallied 22 points, five rebounds, five steals and two assists in a victory over St. Francis Prep. Pierce has played for the New York Gauchos on the Adidas 3SSB Circuit and New York Renaissance on the Nike EYBL Circuit.

REG COACHES CORNER

- The Renewable Energy Group (REG) Coaches Corner radio show begins Monday, Nov. 27 from 6:30-8 p.m. It will continue to air on Monday's throughout the season.
- The show will be aired on select Cyclone Radio Affiliates as well as on the Iowa State Athletics Facebook page and on Cyclones.tv.
- Voice of the Cyclones John Walters and a guest co-host will be joined weekly by Cyclone head women's basketball coach Bill Fennelly from 6:30-7:15 p.m, followed by ISU men's basketball head coach T.J. Otzelberger from 7:15-8 p.m.
- Otzelberger will be on the show Nov. 27, Dec. 4, Dec. 11, Dec. 18, Jan. 8, Jan. 15, Jan. 22, Jan. 29, Feb. 5, Feb. 12, Feb. 26 and March 4.
- This marks the third year that the show will be collaborating with REG. The show originates from the Stark Performance Center.

CYCLONE FACTS

5

Five Cyclones were on NBA opening day rosters, two of which played for ISU when Otzelberger was on staff.

14

Iowa State has won 14 conference championships in school history.

1

Tre King is the only Cyclone with over 1,000 career points. Last season, King was one of four Cyclones to have hit the milestone.

117

This is the 117th season of Iowa State men's basketball.

INSIDE THE SERIES



VS



ISU LEADS 4-3

Home: 3-1 **Road:** 1-1 **Neutral:** 0-1

Current Streak: 3 by ISU

Longest ISU win streak: 3 (2008-present)

Longest UH win streak: 3 (1988-90)

Overtime: 0-0 **2OT:** 1-0

Otzelberger vs. Houston: 1-0

Sampson vs. Iowa State: 9-7

Coach Otz vs. Coach Sampson: 1-0

Largest Iowa State Winning Margin: 19 in 1956 (92-73)

Most Points By ISU: 92 (12/3/56)

Largest UH Winning Margin: 15 in 1990 (87-72)

Most Points By UH: 89 (12/26/88)

Series History:

12-3-56	ISU, 92-73	Ames
11-26-88	UH, 89-82	Ames
1-10-90	UH, 83-82	Houston
11-30-90	UH, 87-72	Charlotte
12-28-08	ISU, 71-67	Houston
1-3-10	ISU, 82-75**	Ames
1-9-24	ISU, 57-53	Ames

CAREER GAMES VS. HOUSTON

#0 Tre King - 9.0 ppg, 9.0 rpg, 1.0 apg

Date	MP	FG-Att	Pct	3Pt-Att	Pct	FT-Att	Pct	PF	Off	Def	Tot	A	TO	BS	S	TP
1/9/24*	30	3-10	.300	1-3	.333	2-2	1.000	2	2	7	9	1	0	0	3	9
TOTALS	30	3-10	.300	1-3	.333	2-2	1.000	2	2	7	9	1	0	0	3	9

#1 Jackson Paveletzke - 0.0 ppg, 0.0 rpg, 0.0 apg

Date	MP	FG-Att	Pct	3Pt-Att	Pct	FT-Att	Pct	PF	Off	Def	Tot	A	TO	BS	S	TP
1/9/24	3	0-0	.000	0-0	.000	0-0	.000	0	0	0	0	0	0	0	0	0
TOTALS	3	0-0	.000	0-0	.000	0-0	.000	0	0	0	0	0	0	0	0	0

#3 Tamin Lipsey - 14.0 ppg, 4.0 rpg, 2.0 apg

Date	MP	FG-Att	Pct	3Pt-Att	Pct	FT-Att	Pct	PF	Off	Def	Tot	A	TO	BS	S	TP
1/9/24*	35	4-9	.444	1-3	.333	5-9	.556	0	1	3	4	2	4	0	1	14
TOTALS	35	4-9	.444	1-3	.333	5-9	.556	0	1	3	4	2	4	0	1	14

#4 Demarion Watson - 1.0 ppg, 0.0 rpg, 1.0 apg

Date	MP	FG-Att	Pct	3Pt-Att	Pct	FT-Att	Pct	PF	Off	Def	Tot	A	TO	BS	S	TP
1/9/24	8	0-1	.000	0-0	.000	0-0	.000	1	0	0	0	1	0	0	0	0
TOTALS	8	0-1	.000	0-0	.000	0-0	.000	1	0	0	0	1	0	0	0	0

#5 Curtis Jones - 0.0 ppg, 1.0 rpg, 3.0 apg

Date	MP	FG-Att	Pct	3Pt-Att	Pct	FT-Att	Pct	PF	Off	Def	Tot	A	TO	BS	S	TP
1/9/24	17	0-3	.000	0-2	.000	0-0	.000	2	0	1	1	3	0	0	1	0
TOTALS	17	0-3	.000	0-2	.000	0-0	.000	2	0	1	1	3	0	0	1	0

#10 Keshon Gilbert - 8.0 ppg, 3.0 rpg, 4.0 apg

Date	MP	FG-Att	Pct	3Pt-Att	Pct	FT-Att	Pct	PF	Off	Def	Tot	A	TO	BS	S	TP
1/9/24*	30	2-8	.250	0-2	.000	4-4	1.000	2	0	3	3	4	3	0	0	8
TOTALS	30	2-8	.250	0-2	.000	4-4	1.000	2	0	3	3	4	3	0	0	8

#12 Robert Jones - 6.0 ppg, 3.0 rpg, 0.0 apg

Date	MP	FG-Att	Pct	3Pt-Att	Pct	FT-Att	Pct	PF	Off	Def	Tot	A	TO	BS	S	TP
1/9/24*	26	1-4	.250	0-0	.000	4-4	1.000	1	2	1	3	0	2	0	1	6
TOTALS	26	1-4	.250	0-0	.000	4-4	1.000	1	2	1	3	0	2	0	1	6

#22 Milan Momcilovic - 11.0 ppg, 3.0 rpg, 1.0 apg

Date	MP	FG-Att	Pct	3Pt-Att	Pct	FT-Att	Pct	PF	Off	Def	Tot	A	TO	BS	S	TP
1/9/24*	37	4-8	.500	1-5	.200	2-2	1.000	0	0	3	3	1	1	0	0	11
TOTALS	37	4-8	.500	1-5	.200	2-2	1.000	0	0	3	3	1	1	0	0	11

#24 Hason Ward - 9.0 ppg, 2.0 rpg, 2.0 apg

Date	MP	FG-Att	Pct	3Pt-Att	Pct	FT-Att	Pct	PF	Off	Def	Tot	A	TO	BS	S	TP
1/9/24	14	4-4	1.000	0-0	.000	1-1	1.000	4	1	1	2	2	2	0	2	9
TOTALS	14	4-4	1.000	0-0	.000	1-1	1.000	4	1	1	2	2	2	0	2	9

ISU-HOUSTON NOTES

- The Cyclones have faced three of the four newcomers to the Big 12 six times prior to this season, but have never faced UCF.
- Houston Head Coach Kelvin Sampson was Head Coach at Oklahoma from 1994-2006.
- Sampson's son, Kellen, is an assistant on staff. He played at Oklahoma under his father, compiling a 3-2 record against the Cyclones.
- Houston Assistant Coach Quannas White also played at Oklahoma, going 2-1 against the Cyclones.
- Hollis Price serves as Special Assistant to the Head Coach at Houston. He played for Oklahoma from 1999-03, scoring 31 points against the Cyclones in Hilton Coliseum on Jan. 18, 2003.



FROM THE NOTEBOOK

Overtime Records

Overall: 68-70

Record	Last time...Score	Date
Home: 31-35		
Kansas State	L, 69-75	2-12-22
Road: 27-27		
at Texas Tech	L, 77-80	1-30-23
Neutral: 10-8		
Villanova	W, 81-79	11-24-22

Single: 59-63

Record	Last time...Score	Date
Home: 28-34		
Kansas State	L, 69-75	2-12-22
Road: 23-21		
at Texas Tech	L, 77-80	1-30-23
Neutral: 8-8		
Villanova	W, 81-79	11-24-22
NCAA Tournament: 1-1		
vs. UCLA	L, 73-74	3-20-97
vs. Miami (Ohio)	W, 81-79	3-14-86

Double: 7-5

Home: 3-1		
Houston	W, 82-75	1-3-10
Creighton	L, 94-99	1-16-90
Iowa	W, 76-72	1-14-84
Kansas	W, 78-72	1-13-69
Road: 2-4		
at Oklahoma	W, 92-87	1-21-17
at Texas	L, 86-89	2-13-13
at Missouri	L, 75-81	3-5-08
at Oklahoma	L, 75-80	1-22-00
at Wyoming	W, 70-66	12-16-95
at N. Illinois	L, 95-97	1-4-71
Neutral: 2-0		
vs. NSU	W, 81-77	1-22-05
vs. Okla. State	W, 87-84	1-30-69

Triple: 1-1

Road: 1-1		
Nebraska	L, 88-91	2-5-74
Okla. State	W, 98-97	2-3-14

Four: 0-1

Road: 0-1		
at Missouri	L, 109-112	1-13-00

Five: 1-0

Road: 1-0		
at Colorado	W, 83-80	2-27-60



Category 5 Culture

**Gratitude
Enthusiasm
Toughness
Unity
Integrity**

When T.J. Otzelberger arrived at Iowa State as head coach, one of his first priorities was creating a culture with a number of core values that define Cyclone basketball. Through that process, #C5C was born.



STANDINGS (as of 2/18/24)

School	Big 12	Overall
#10 Iowa State	9-3	20-5
#3 Houston	9-3	22-3
#12 Baylor	8-4	19-6
#6 Kansas	8-5	20-6
TCU	7-5	18-7
Texas Tech	7-5	18-7
#19 BYU	6-6	18-7
#25 Oklahoma	6-7	18-8
Texas	5-7	16-9
Cincinnati	5-7	16-9
Kansas State	5-7	15-10
UCF	4-8	13-11
Oklahoma State	3-9	11-14
West Virginia	3-9	8-17



HONORS

Big 12 Player of the Week

Nov. 13	Ja'Kobe Walter, Baylor
Nov. 20	Hunter Dickinson, Kansas
Nov. 27	Kevin McCullar Jr., Kansas
Dec. 4	Emanuel Miller, TCU
Dec. 11	Arthur Kaluma, Kansas State
Dec. 18	Micah Peavy, TCU
Dec. 28	RaeQuan Battle, West Virginia
Jan. 2	Pop Isaacs, Texas Tech
	RaeQuan Battle, West Virginia
Jan. 8	Hunter Dickinson, Kansas
Jan. 15	Emanuel Miller, TCU
Jan. 22	Jamal Sheard, Houston
Jan. 29	Emanuel Miller, TCU
Feb. 5	Hunter Dickinson, Kansas
Feb. 12	Dylan Disu, Texas

Big 12 Newcomer of the Week

Nov. 13	Hunter Dickinson, Kansas
Nov. 20	Hunter Dickinson, Kansas
Nov. 27	RayJ Dennis, Baylor
	Jaylin Sellers, UCF
Dec. 4	Chance McMillian, Texas Tech
Dec. 11	Keshon Gilbert, Iowa State
Dec. 18	Max Abmas, Texas
Dec. 28	RaeQuan Battle, West Virginia
Jan. 2	Keshon Gilbert, Iowa State
Jan. 8	Hunter Dickinson, Kansas
Jan. 15	Max Abmas, Texas
Jan. 22	Arthur Kaluma, Kansas State
Jan. 29	Chance McMillian, Texas Tech
Feb. 5	Max Abmas, Texas
Feb. 12	Yves Missi, Baylor

CYCLONES IN THE NBA (2/16/24)



Georges Niang Cleveland Cavaliers (Eighth Season)

Stats	Season	Career
Games	53	436
PPG	8.9	6.8
RPG	3.6	2.3
APG	1.2	0.9
FG%	43.2	43.7
3P%	35.2	39.5
PER	9.3	10.8



Monté Morris Minnesota Timberwolves (Seventh Season)

Stats	Season	Career
Games	9	351
PPG	4.9	10.3
RPG	1.8	2.5
APG	1.7	3.9
FG%	38.8	47.9
3P%	20.0	38.8
PER	10.8	15.0



Talen Horton-Tucker Utah Jazz (Fifth Season)

Stats	Season	Career
Games	36	232
PPG	10.4	9.9
RPG	2.4	2.9
APG	3.9	3.2
FG%	41.1	42.7
3P%	33.1	28.9
PER	13.7	12.7



Tyrese Haliburton Indiana Pacers (Fourth Season)

Stats	Season	Career
Games	43	234
PPG	21.8	17.2
RPG	3.9	3.7
APG	11.7	8.6
FG%	49.2	48.2
3P%	40.0	40.6
PER	25.3	20.3

Next in Line!

In addition to the four players on NBA rosters this season, five more Cyclones are playing in the NBA G League. Izaiah Brockington (Birmingham Squadron), Deonte Burton (Stockton Kings), George Conditt IV (Rip City Remix) and Gabe Kalscheur (Capital City Go-Go) are all playing in the NBA G League. Lindell Wigginton spent time with the Wisconsin Herd in the NBA G League and the NBA's Milwaukee Bucks, but is currently playing in China.

NBA All-Star Game Starter

Tyrese Haliburton has been named an NBA All-Star Game Starter, the league announced on Thursday. This will be the second-straight year Haliburton has appeared in the game and the first time a Cyclone will start the game. This marks the third selection all-time to the game by a Cyclone, as Jeff Hornacek

IOWA STATE COACHING RECORD BOOK

ISU Overall Wins

1.	Johnny Orr (1981-94)	218
2.	Louis Menze (1929-47)	166
3.	Glen Anderson (1960-71)	142
4.	Fred Hoiberg (2011-15)	115
5.	Larry Eustachy (1999-03)	101
6.	Steve Prohm (2016-21)	97
7.	Tim Floyd (1995-98)	81
8.	Bill Strannigan (1955-59)	69
9.	Clayton Sutherland (1948-54)	63
10.	T.J. Otzelberger (2022-Present)	61

ISU Winning Percentage (Overall)

1.	Fred Hoiberg (2011-15)	.673
2.	T.J. Otzelberger (2022-Present)	.656
3.	Tim Floyd (1995-98)	.633
4.	Larry Eustachy (1999-03)	.631
5.	Bill Strannigan (1955-59)	.600
6.	Wayne Morgan (2004-06)	.585
7.	Maury Kent (1921)	.556
8.	Maury John (1972-74)	.551
9.	Johnny Orr (1981-94)	.522
10.	Louis Menze (1929-47)	.520

ISU Conference Wins

1.	Louis Menze (1929-47)	82
2.	Johnny Orr (1981-94)	79
3.	Glen Anderson (1960-71)	77
4.	Fred Hoiberg (2011-15)	49
5.	Larry Eustachy (1999-03)	42
6.	Steve Prohm (2016-21)	40
7.	Bill Chandler (1922-28)	31
8.	Tim Floyd (1995-98)	30
9.	Bill Strannigan (1955-59)	30
10.	T.J. Otzelberger (2022-Present)	25

ISU Winning Percentage (Conference)

1.	Fred Hoiberg (2011-15)	.557
2.	Larry Eustachy (1999-03)	.525
3.	T.J. Otzelberger (2022-Present)	.521
4.	Tim Floyd (1995-98)	.500
5.	Bill Strannigan (1955-59)	.484
6.	Wayne Morgan (2004-06)	.458
7.	Glen Anderson (1960-71)	.458
8.	Louis Menze (1929-47)	.432
9.	Maury John (1972-74)	.429
10.	Maury Kent (1921)	.429

ISU Winning Percentage (Road)

1.	Maury Kent (1921)	.556 (5-4)
2.	Bill Strannigan (1955-59)	.438 (21-27)
3.	Tim Floyd (1995-98)	.436 (17-22)
4.	T.J. Otzelberger (2022-Pres.)	.393 (11-17)
5.	Louis Menze (1929-47)	.363 (53-93)
6.	Fred Hoiberg (2011-15)	.358 (19-34)
7.	H.H. Walter (1916-19)	.333 (9-18)
8.	Larry Eustachy (1999-03)	.320 (16-34)
9.	Glen Anderson (1960-71)	.282 (37-94)
10.	Wayne Morgan (2004-06)	.281 (9-23)

ISU Winning Percentage (Neutral)

1.	Bill Strannigan (1955-59)	.688 (11-5)
2.	Maury John (1972-74)	.667 (6-3)
3.	Steve Prohm (2016-21)	.657 (23-12)
4.	Fred Hoiberg (2011-15)	.656 (21-11)
5.	Wayne Morgan (2004-06)	.600 (9-6)
6.	Tim Floyd (1995-98)	.583 (14-10)
7.	Larry Eustachy (1999-03)	.560 (14-11)
8.	T.J. Otzelberger (2022-Pres.)	.533 (8-7)
9.	Glen Anderson (1960-71)	.487 (19-20)
10.	Johnny Orr (1981-94)	.408 (24-35)

ISU Wins on Neutral Court

1.	Johnny Orr (1981-94)	24
2.	Steve Prohm (2016-21)	23
3.	Fred Hoiberg (2011-15)	21
4.	Glen Anderson (1960-71)	19
5.	Larry Eustachy (1999-03)	14
6.	Tim Floyd (1995-98)	14
7.	Bill Strannigan (1955-59)	11
8.	Wayne Morgan (2004-06)	9
9.	T.J. Otzelberger (2022-Pres.)	8
10.	Clayton Sutherland (1948-54)	7

ISU Wins vs. AP Top 25 Teams

1.	Johnny Orr (1981-94)	24
2.	Fred Hoiberg (2011-15)	23
3.	T.J. Otzelberger (2022-Present)	17
4.	Steve Prohm (2016-21)	17
5.	Larry Eustachy (1999-03)	12
6.	Wayne Morgan (2004-06)	9
7.	Tim Floyd (1995-98)	7
8.	Bill Strannigan (1955-59)	6
9.	Glen Anderson (1960-71)	6
10.	Maury John (1972-74)	3
11.	Greg McDermott (2007-10)	1
12.	Lynn Nance (1977-80)	1
13.	Ken Trickey (1975-76)	1

ISU Road Wins vs. AP Top 25 Teams

1.	Steve Prohm (2016-21)	5
2.	Fred Hoiberg (2011-15)	3
3.	T.J. Otzelberger (2022-Present)	2
4.	Larry Eustachy (1999-03)	2
5.	Glen Anderson (1960-71)	2
6.	Wayne Morgan (2004-06)	2
7.	Bill Strannigan (1955-59)	1
8.	Johnny Orr (1981-94)	1
9.	Greg McDermott (2007-10)	1

ISU Wins vs. AP Top 10 Teams

1.	Johnny Orr (1981-94)	12
2.	T.J. Otzelberger (2022-Present)	9
3.	Fred Hoiberg (2011-15)	7
4.	Steve Prohm (2016-21)	7
5.	Tim Floyd (1995-98)	4
6.	Larry Eustachy (1999-03)	3
7.	Bill Strannigan (1955-59)	3
8.	Glen Anderson (1960-71)	3
9.	Wayne Morgan (2004-06)	1
10.	Greg McDermott (2007-10)	1

ISU Wins (Home)

1.	Johnny Orr (1981-94)	154
2.	Louis Menze (1929-47)	112
3.	Glen Anderson (1960-71)	86
4.	Fred Hoiberg (2011-15)	75
5.	Larry Eustachy (1999-03)	71
6.	Steve Prohm (2016-21)	60
7.	Tim Floyd (1995-98)	50
8.	Greg McDermott (2007-10)	48
9.	T.J. Otzelberger (2022-Pres.)	42
10.	Clayton Sutherland (1948-54)	41

ISU Winning Percentage (Home)

1.	Fred Hoiberg (2011-15)	.872 (75-11)
2.	T.J. Otzelberger (2022-Pres.)	.840 (42-8)
3.	Larry Eustachy (1999-03)	.835 (71-14)
4.	Wayne Morgan (2004-06)	.792 (38-10)
5.	Tim Floyd (1995-98)	.769 (50-15)
6.	Johnny Orr (1981-94)	.766 (154-47)
7.	Bill Strannigan (1955-59)	.725 (37-14)
8.	Maury John (1972-74)	.725 (29-11)
9.	Louis Menze (1929-47)	.671 (112-55)
10.	Steve Prohm (2016-21)	.652 (60-32)

ISU Wins at Hilton Coliseum

1.	Johnny Orr (1981-94)	154
2.	Fred Hoiberg (2011-15)	75
3.	Larry Eustachy (1999-03)	71
4.	Steve Prohm (2016-21)	60
5.	Tim Floyd (1995-98)	50
6.	Greg McDermott (2007-10)	48
7.	T.J. Otzelberger (2022-Pres.)	42
8.	Wayne Morgan (2004-06)	38
9.	Lynn Nance (1977-80)	32
10.	Maury John (1972-74)	29

Most Wins in First Three Years at ISU

1.	Larry Eustachy (1999-03)	72
2.	Tim Floyd (1995-98)	69
3.	Fred Hoiberg (2011-15)	62
4.	T.J. Otzelberger (2022-Present)	61
5.	Steve Prohm (2016-21)	60
6.	Wayne Morgan (2004-06)	55
7.	Bill Strannigan (1955-59)	45
8.	Greg McDermott (2007-10)	44
9.	Maury John (1972-74)	43
10.	Glen Anderson (1960-71)	42

FROM THE NOTEBOOK

AP Top 25 Wins since 2011-12

1.	Kansas	97
2.	Michigan State	71
3.	Duke	68
4.	Baylor	64
5.	North Carolina	62
6.	Iowa State	57
7.	Villanova	57
8.	Kentucky	56
9.	Wisconsin	55
10.	Michigan	55

AP Top 25 Wins since 2021-22 (Otz Era)

1.	Kansas	22
2.	Iowa State	17
3.	Marquette	17
4.	Tennessee	16
5.	Texas	16
6.	Purdue	15
7.	TCU	15
8.	UConn	15
9.	Arizona	14
10.	Baylor	14
11.	Texas Tech	14

AP Top 10 Wins since 2021-22 (Otz Era)

1.	Kansas	10
2.	Iowa State	9
3.	Purdue	8
4.	Tennessee	8
5.	Arizona	7
6.	North Carolina	7
7.	Texas	7
8.	Baylor	6
9.	UConn	6
10.	TCU	6
11.	Michigan State	6

Wins vs. Big 12 Schools since 2011-12

1.	Kansas	198
2.	Baylor	150
3.	Iowa State	125
4.	Texas	125
5.	Kansas State	116
6.	Oklahoma	113
7.	West Virginia	111
8.	Oklahoma State	106
9.	Texas Tech	99
10.	TCU	74

Wins vs. Big 12 Schools since 1996-97

1.	Kansas	430
2.	Texas	313
3.	Oklahoma	282
4.	Oklahoma State	264
5.	Baylor	236
6.	Iowa State	232
7.	Kansas State	226
8.	Texas Tech	210
9.	Missouri	162
10.	West Virginia	115

ISU Active Career Leaders

Points	Tre King (1,347)
Points/Game	Milan Momcilovic (12.0)
Field Goal Percentage	Hason Ward (58.7)
Field Goals Made	Tre King (526)
3-Point Percentage	Jackson Paveletzke (40.0)
3-Pointers Made	Curtis Jones (135)
Free Throw Percentage	Milan Momcilovic (83.6)
Free Throws Made	Tre King (256)
Rebounds	Tre King (699)
Rebounds/Game	Tre King (5.0)
Assists	Tamin Lipsey (277)
Assists/Game	Tamin Lipsey (4.9)
Steals	Tre King (155)
Blocks	Hason Ward (146)

Minimum 20 collegiate games played

Lock Down Defense

Since his arrival in Ames as the Head Coach, T.J. Otzelberger has stressed his defensive philosophy. The Cyclones have locked down nearly every opponent since he took over, holding 80 of the 93 opponents below their season scoring average entering the game. Of the 13 that have reached the average, three were in season openers without an average and four of them came in overtime. Seven of the 13 were in Otzelberger's first season.

Team	Average	Total
Green Bay	00.0	44
Lindenwood	52.0	47
Idaho State	72.5	55
Grambling State	80.3	37
vs. VCU	68.3	64
vs. Virginia Tech	83.4	71
vs. #12 Texas A&M	80.3	73
at DePaul	70.0	80
Iowa	87.9	65
Prairie View A&M	72.5	56
Florida A&M	67.5	58
Eastern Illinois	72.8	48
New Hampshire	78.9	70
at #11 Oklahoma	82.5	71
#2 Houston	76.9	53
Oklahoma State	74.9	42
at #20 BYU	85.6	87
at #19 TCU	83.6	72
Kansas State	74.5	67
#7 Kansas	79.2	75
at #18 Baylor	84.7	70
at Texas	76.6	65
TCU	82.9	59
at Cincinnati	76.3	59
Texas Tech	76.4	74

SUPERLATIVES UNDER T.J. OTZELBERGER

TEAM

Most Points Scored

1. **107 - vs. Prairie View A&M (12/10/23)**
2. **102 - vs. Lindenwood (11/9/23)**
3. **99 - at DePaul (12/1/23)**
4. **96 - vs. Florida A&M (12/17/23)**
5. **92 - vs. Grambling State (11/19/23)**
6. **90 - vs. Iowa (12/7/23)**
7. **88 - vs. IUPUI (11/7/22)**
8. **86 - vs. Idaho State (11/12/23)**
9. **85 - vs. New Hampshire (12/31/23)**
- 85 - vs. Green Bay (11/6/23)**

Fewest Points Allowed

1. **37 - vs. Grambling State (11/19/23)**
37 - vs. Jackson State (12/12/21)
3. **39 - vs. IUPUI (11/7/22)**
4. **40 - vs. McNeese State (12/11/22)**
5. **42 - vs. Oklahoma State (1/13/24)**
6. **43 - vs. North Carolina A&T (11/13/22)**
7. **44 - vs. Green Bay (11/6/23)**
44 - vs. North Dakota (11/30/22)
9. **47 - vs. Lindenwood (11/9/23)**
47 - vs. #25 Texas Tech (1/5/22)
47 - vs. Grambling State (11/21/21)

Field Goals Made

1. **39 - at DePaul (12/1/23)**
39 - vs. Lindenwood (11/9/23)
3. **35 - vs. Florida A&M (12/17/23)**
4. **34 - vs. New Hampshire (12/31/23)**
34 - vs. Texas Tech (1/10/23)
34 - vs. #25 Xavier (11/24/21)

Field Goals Attempted

1. **74 - vs. New Hampshire (12/31/23)**
2. **70 - vs. Texas Tech (2/17/24)**
70 - vs. Alabama State (11/16/21)
4. **69 - at DePaul (12/1/23)**
69 - vs. Texas Tech (1/10/23)

Field Goal Percentage (20 Made)

1. **.673 (33-49) - vs. Oklahoma (2/19/22)**
2. **.633 (31-49) - vs. Western Michigan (12/18/22)**
3. **.627 (32-51) - vs. Grambling State (11/19/23)**
4. **.608 (31-51) - vs. Prairie View A&M (12/10/23)**
5. **.593 (35-59) - vs. Florida A&M (12/17/23)**

3-Point Field Goals Made

1. **14 - vs. #7 Kansas (12/7/24)**
2. **13 - vs. Grambling State (11/21/21)**
3. **12 - vs. Texas Tech (1/10/23)**
12 - vs. LSU (3/18/22)
12 - at Oklahoma State (1/26/22) (OT)
6. **10 - Nine Times**
Most Recently: vs. Eastern Illinois (12/21/23)

3-Point Field Goals Attempted

1. **37 - vs. LSU (3/18/22)**
2. **34 - vs. #12 Texas A&M (11/26/23)**
3. **30 - vs. #7 Kansas (1/27/24)**
4. **28 - vs. Villanova (11/24/22) (OT)**
28 - vs. Milwaukee (11/20/22)
28 - at Oklahoma State (1/26/22) (OT)

3-Point Field Goal Percentage (10 Attempts)

1. **.600 (9-15) - vs. Prairie View A&M (12/10/23)**
2. **.556 (10-18) - vs. McNeese State (12/11/22)**
3. **.545 (12-22) - vs. Texas Tech (1/10/23)**
4. **.533 (8-15) - vs. Oklahoma (2/19/22)**
5. **.526 (10-19) - vs. West Virginia (2/23/22)**

Free Throws Made

1. **36 - vs. Prairie View A&M (12/10/23)**
2. **27 - vs. Kansas State (1/24/24)**
3. **23 - vs. #7 Texas (1/17/23)**
4. **22 - vs. #9 Memphis (11/26/21)**
22 - vs. Kennesaw State (11/9/21)

Free Throws Attempted

1. **48 - vs. Prairie View A&M (12/10/23)**
2. **39 - vs. Kansas State (1/24/24)**
3. **33 - vs. #9 Memphis (11/26/21)**
33 - vs. Kennesaw State (11/9/21)
5. **32 - at #18 Baylor (2/3/24)**
6. **30 - vs. VCU (11/23/23)**
30 - vs. Idaho State (11/12/23)
30 - vs. #7 Texas (1/17/23)
30 - vs. West Virginia (2/23/22)

Free Throw Percentage (20 Attempts)

1. **.950 (19-20) - vs. Chicago State (12/21/21)**
2. **.818 (18-22) - vs. #2 Houston (1/9/24)**
3. **.810 (17-21) - vs. Lindenwood (11/9/23)**
4. **.800 (16-20) - vs. Arkansas-Pine Bluff (12/1/21)**
5. **.792 (19-24) - at West Virginia (2/8/23)**

Most Rebounds

1. **50 - vs. Iowa (12/9/21)**
2. **46 - vs. Grambling State (11/21/21)**
3. **45 - vs. Texas Tech (1/10/23)**
4. **44 - vs. New Hampshire (12/31/23)**
44 - vs. #12 Texas A&M (11/26/23)
44 - vs. Green Bay (11/6/23)
44 - vs. #10 Baylor (3/9/23)
44 - vs. North Carolina A&T (11/13/22)

Most Assists

1. **29 - at DePaul (12/1/23)**
2. **25 - vs. Lindenwood (11/9/23)**
3. **24 - vs. New Hampshire (12/31/23)**
24 - vs. Florida A&M (12/17/23)
24 - vs. Western Michigan (12/18/22)

Most Steals

1. **19 - vs. Lindenwood (11/9/23)**
2. **18 - at #19 TCU (1/20/24)**
17 - vs. Idaho State (11/12/23)
4. **16 - vs. Prairie View A&M (12/10/23)**
5. **15 - vs. Florida A&M (12/17/23)**
15 - vs. IUPUI (11/7/22)
15 - vs. LSU (3/18/22)

Most Blocked Shots

1. **10 - vs. #9 Memphis (11/26/21)**
2. **8 - vs. Kansas State (2/12/22) (OT)**
3. **6 - vs. TCU (2/10/24)**
6 - vs. Iowa (12/7/23)
6 - vs. #10 Baylor (3/9/23)
6 - at Texas Tech (1/30/23) (OT)
6 - vs. Texas Tech (1/10/23)
6 - vs. Oklahoma State (3/2/22)
6 - vs. TCU (1/22/22)
6 - vs. Milwaukee (11/20/22)
6 - vs. Alabama State (11/16/21)

Fewest Turnovers

1. **4 - vs. Green Bay (11/6/23)**
2. **5 - vs. Florida A&M (12/17/23)**
5 - vs. Oklahoma (2/25/23)
4. **6 - vs. Texas Tech (2/17/24)**
5. **7 - vs. VCU (11/23/23)**
7 - vs. #7 Texas (1/17/23)

Turnovers Forced

1. **30 - vs. McNeese State (12/11/22)**
2. **29 - vs. Prairie View A&M (12/10/23)**
29 - vs. IUPUI (11/7/22)
4. **27 - at #19 TCU (1/20/24)**
- 7 - vs. Milwaukee (11/20/22)
6. **25 - at Cincinnati (2/13/24)**

INDIVIDUAL

Most Points

1. **35 - Izaiah Brockington vs. West Virginia (2/23/22)**
2. **31 - Caleb Grill vs. #1 North Carolina (11/25/22)**
3. **30 - Izaiah Brockington vs. #25 Xavier (11/24/21)**
4. **30 - Gabe Kalscheur vs. #9 Memphis (11/26/21)**
5. **29 - Izaiah Brockington vs. Iowa (12/9/21)**
6. **27 - Izaiah Brockington vs. Kansas State (2/12/22) (OT)**
7. **26 - Izaiah Brockington at Oklahoma State (1/26/22) (OT)**
8. **26 - Gabe Kalscheur vs. West Virginia (2/27/23)**
9. **25 - Keshon Gilbert vs. Iowa (12/7/23)**
10. **25 - Gabe Kalscheur vs. Texas Tech (1/10/23)**

Field Goals Made

1. **14 - Izaiah Brockington vs. West Virginia (2/23/22)**
2. **12 - Izaiah Brockington vs. #25 Xavier (11/24/21)**
3. **11 - Caleb Grill vs. #1 North Carolina (11/25/22)**
11 - Izaiah Brockington vs. Kansas State (2/12/22) (OT)
11 - Izaiah Brockington vs. #10 Kansas (2/1/22)
11 - Izaiah Brockington at Oklahoma State (1/26/22) (OT)
11 - Izaiah Brockington vs. Iowa (12/9/21)
8. **10 - Tre King at DePaul (12/1/23)**
10 - Gabe Kalscheur vs. Texas Tech (1/10/23)
10 - Gabe Kalscheur vs. #14 Wisconsin (3/20/22)
10 - Izaiah Brockington vs. Oklahoma (2/19/22)
10 - Izaiah Brockington vs. Arkansas-Pine Bluff (12/1/21)
10 - Gabe Kalscheur vs. #9 Memphis (11/26/21)

Field Goals Attempted

1. **28 - Izaiah Brockington vs. #10 Kansas (2/1/22)**
2. **22 - Izaiah Brockington vs. West Virginia (2/23/22)**
3. **20 - Izaiah Brockington at Oklahoma State (1/26/22) (OT)**
20 - Izaiah Brockington vs. Arkansas-Pine Bluff (12/1/21)
5. **19 - Gabe Kalscheur at Texas Tech (1/30/23) (OT)**
19 - Gabe Kalscheur vs. Villanova (11/24/22) (OT)
19 - Gabe Kalscheur vs. #14 Wisconsin (3/20/22)
19 - Izaiah Brockington at TCU (2/15/22)
19 - Izaiah Brockington vs. #25 Xavier (11/24/21)

3-Point Field Goals Made

1. **8 - Caleb Grill at Texas Tech (1/30/23) (OT)**
2. **7 - Caleb Grill vs. #1 North Carolina (11/25/22)**
7 - Tyrese Hunter vs. LSU (3/28/22)
4. **6 - Curtis Jones vs. Prairie View A&M (12/10/23)**
6 - Milan Momcilovic vs. Green Bay (11/6/23)
6 - Gabe Kalscheur vs. #10 Baylor (3/9/23)
6 - Caleb Grill at Kansas State (2/26/22)
6 - Gabe Kalscheur vs. #21 Texas (1/15/22)
6 - Caleb Grill vs. Southeastern (12/19/21)

3-Point Field Goals Attempted

1. **15 - Gabe Kalscheur vs. Villanova (11/24/22) (OT)**
2. **13 - Milan Momcilovic vs. #12 Texas A&M (11/26/23)**
3. **12 - Gabe Kalscheur at #12 Kansas State (2/18/23)**
12 - Caleb Grill at Texas Tech (1/30/23) (OT)
12 - Gabe Kalscheur vs. #21 Texas (1/15/22)

Free Throws Made

1. **12 - Keshon Gilbert vs. VCU (11/23/23)**
2. **9 - Tyrese Hunter vs. Alabama State (11/16/21)**
3. **8 - Keshon Gilbert vs. TCU (2/10/24)**
8 - Keshon Gilbert vs. Prairie View A&M (12/10/23)
8 - Osun Osunniyi vs. #5 Kansas State (1/24/23)
8 - Tyrese Hunter at Kansas State (2/26/22)
8 - Izaiah Brockington vs. Missouri (1/29/22)
8 - Izaiah Brockington vs. #1 Baylor (1/1/22)
8 - Izaiah Brockington vs. Chicago State (12/21/21)
8 - Gabe Kalscheur vs. Kennesaw State (11/9/21)

Free Throws Attempted

1. **15 - Keshon Gilbert vs. VCU (11/23/23)**
2. **13 - Gabe Kalscheur vs. Kennesaw State (11/9/21)**
3. **11 - Keshon Gilbert vs. Florida A&M (12/17/23)**
11 - Osun Osunniyi vs. #5 Kansas State (1/24/23)
5. **10 - Robert Jones at #18 Baylor (2/3/24)**
10 - Keshon Gilbert vs. Prairie View A&M (12/10/23)
10 - Robert Jones vs. Iowa (12/7/23)
10 - Tyrese Hunter vs. Alabama State (11/16/21)
10 - Tyrese Hunter at Kansas State (2/26/22)
10 - Tyrese Hunter vs. West Virginia (2/23/22)
10 - Aljaž Kunc vs. #25 Texas Tech (1/5/22)

Most Rebounds

1. **14 - Tamin Lipsey vs. #12 Texas A&M (11/26/23)**
2. **13 - Keshon Gilbert vs. Kansas State (1/24/24)**
3. **13 - Izaiah Brockington vs. Chicago State (12/21/21)**
13 - Izaiah Brockington vs. Alabama State (11/16/21)
5. **12 - Izaiah Brockington vs. TCU (1/22/22)**
12 - Izaiah Brockington vs. Oregon State (11/12/21)

Most Assists

1. **13 - Tyrese Hunter at #3 Baylor (3/5/22)**
2. **11 - Keshon Gilbert vs. New Hampshire (12/31/23)**
3. **10 - Tamin Lipsey at DePaul (12/1/23)**
10 - Tamin Lipsey vs. #8 Kansas (2/4/23)
10 - Tyrese Hunter at Kansas State (2/26/22)

Most Steals

1. **8 - Tamin Lipsey vs. Prairie View A&M (12/10/23)**
2. **7 - Curtis Jones at #19 TCU (1/20/24)**
3. **5 - Tamin Lipsey vs. Oklahoma State (1/13/24)**
5 - Curtis Jones vs. Lindenwood (11/9/23)
5 - Tamin Lipsey vs. #10 Baylor (3/9/23)
5 - Tyrese Hunter vs. LSU (3/18/22)
5 - Caleb Grill vs. St. John's (12/4/22)
5 - Tyrese Hunter at #9 Kansas (1/11/22)
5 - Gabe Kalscheur vs. #9 Memphis (11/26/21)
5 - Tyrese Hunter vs. #25 Xavier (11/24/21)

Most Blocks

1. **4 - Hason Ward at #18 Baylor (2/3/24)**
2. **3 - Hason Ward vs. New Hampshire (12/31/23)**
3 - Milan Momcilovic vs. Prairie View A&M (12/10/23)
3 - Robert Jones vs. Grambling State (11/19/23)
3 - Demarion Watson vs. #10 Baylor (3/9/23)
3 - Osun Osunniyi at Texas Tech (1/30/23) (OT)
3 - Osun Osunniyi at Oklahoma State (1/21/23)
3 - Osun Osunniyi at #2 Kansas (1/14/23)
3 - Aljaž Kunc vs. Milwaukee (11/20/22)
3 - George Conditt IV at #18 Texas Tech (1/18/22)
3 - Aljaž Kunc vs. #9 Memphis (11/26/21)

STAT RANKINGS

Category	NCAA	Big 12
Assist/Turnover Ratio	25	3
Assists Per Game	27	4
Bench Points Per Game	122	7
Blocks Per Game	225	11
Effective Field Goal Percent	89	8
Fastbreak Points	114	6
Field Goal Percentage	38	5
Field Goal Percentage Def.	29	5
Fouls Per Game	134	7
Free Throw Att. Per Game	47	2
Free Throw Percentage	262	11
Free Throws Made Per Game	67	4
Rebound Margin	128	10
Rebounds (Def.) Per Game	311	14
Rebounds (Off.) Per Game	107	8
Rebounds Per Game	243	12
Scoring Defense	7	2
Scoring Margin	7	2
Scoring Offense	67	4
Steals Per Game	6	1
3-Point Attempts Per Game	297	12
3-Point Percentage	109	6
3-Point Percentage Def.	188	12
3-Pointers Per Game	255	12
Turnover Margin	2	2
Turnovers Forced Per Game	3	1
Turnovers Per Game	77	2
Winning Percentage	16	2

Category (Top 100)	NCAA	Big 12
Keshon Gilbert		
Triple Doubles	5	2
Free Throw Attempts	92	2
Tamin Lipsey		
Steals Per Game	3	1
Triple Doubles	5	2
Steals	6	1
Assists Per Game	31	4
Assists	42	4
Assist/Turnover Ratio	60	5

MISC. STATS

Largest...	2023-24	Under Otz
Lead	58 vs. Grambling State (11/19/23)	58 vs. Grambling State (11/19/23)
Margin of Victory	55, twice	55, twice
Deficit	24 at #20 BYU (1/16/24)	33 vs. Texas Tech (3/10/22)
Deficit Overcome to Win	15 vs. VCU (11/23/23)	15 vs. VCU (11/23/23)
Deficit Overcome to Lead	15, twice	25 at Baylor (3/5/22)
Margin of Defeat	15 at #20 BYU (1/16/24)	31 vs. Texas Tech (3/10/22)
Halftime Lead	34 vs. Grambling State (11/19/23)	34 vs. Grambling State (11/19/23)
Halftime Deficit	12 at #18 Baylor (2/3/24)	20 at Iowa (12/8/22)
Iowa State Run	20 at #18 Baylor (2/3/24)	21 vs. IUPUI (11/7/22)
Opponent Run	16 vs. #12 Texas A&M (11/26/23)	22 at Baylor (3/5/22)
Most...		
Points in a Half	58 at DePaul (12/1/23)	58 at DePaul (12/1/23)
Opp. Points in a Half	50 vs. Texas Tech (2/17/24)	50 vs. Texas Tech (2/17/24)
Points Off Turnovers	36 at #19 TCU (1/20/24)	36, twice
2nd Chance Points	24 vs. Prairie View A&M (12/10/23)	24 vs. Prairie View A&M (12/10/23)
Points in the Paint	52, twice	52, twice
Fastbreak Points	21 vs. Prairie View A&M (12/10/23)	21 vs. Prairie View A&M (12/10/23)

SHOT PERCENT PER HALF

Highest	2023-24	Under Otz
Iowa State	67.9% 1st vs. Grambling State (11/19/23)	76.9% 2nd vs. Southeastern (12/19/21)
Opponent	57.7% 2nd at No. 20 BYU/2nd vs. TCU	81.8% 2nd at Oklahoma (1/8/22)
Lowest		
Iowa State	22.6% 1st vs. VCU (11/23/23)	15.8% 2nd vs. Texas Tech (1/5/22)
Opponent	22.7% 2nd vs. Oklahoma State (1/13/24)	22.7% 2nd vs. Oklahoma State (1/13/24)

DOUBLE FIGURE SCORERS

Number	W-L	Under Otz
0 Players	0-0	0-1
1 Player	0-0	0-1
2 Players	1-1	12-13
3 Players	5-3	23-16
4 Players	9-1	17-1
5 Players	3-0	7-0
6 Players	2-0	2-0

IN THE POLLS

Week	AP/Coach	Week	AP/Coach
Nov. 13	RV/RV	Jan. 15	24/20
Nov. 20	RV/RV	Jan. 22	23/18
Nov. 27	RV/RV	Jan. 29	12/11
Dec. 4	-/RV	Feb. 5	14/14
Dec. 11	RV/RV	Feb. 12	10/10
Dec. 18	RV/RV	Feb. 19	-/-
Dec. 25	RV/RV	Feb. 26	-/-
Jan. 1	RV/RV	March 4	-/-
Jan. 8	RV/RV	March 11	-/-
		April 9	-/-

CYCLONE FACTS

9

The Cyclones have nine wins over teams ranked in the AP Top 10 under T.J. Otzelberger, the second-most in the country during his tenure at Iowa State.

22

Over the summer, Cyclone legend Dedric Willoughby suddenly passed away. Iowa State honored Willoughby before the game Nov. 12 against Idaho State.

26

26 times Iowa State has had a player named to an All-America team, including seven times in the last 10 seasons.

551

The Cyclones have made at least one three-point field goal in 551 consecutive games, a streak dating back to the 2007-08 season opener against Winston-Salem State.

SITUATIONAL RECORDS

	2023-24	Under Otz	Streak
Against Non-conference opponents	11-2	35-7	W6
Against Big 12 opponents	9-3	26-25	W4
At Home:	15-0	42-8	W15
On Road:	4-3	11-17	W2
At Neutral Sites:	1-2	8-7	L2
Leading at half	19-1	50-9	W15
Trailing at half	1-4	8-23	L4
Tied at half	0-0	3-0	W3
Outrebound opponent	13-2	38-11	W4
Tied or Outrebounded	7-3	23-21	W2
Make more free throws	13-2	28-6	W1
Make same or fewer free throws	7-3	33-26	W5
Make 15 or more FTs	12-4	27-6	W1
Make Less Than 15 FTs	8-1	34-25	W6
Shooting 50 percent or better	7-0	21-1	W18
Shooting less than 50 percent	13-5	40-31	W3
Better FG% than opponent	17-1	49-5	W13
Worse FG% than opponent	3-4	12-27	L1
Makes 10 or more 3-pointers	3-0	14-0	W14
Makes Less Than 10 3-pointers	17-5	47-32	W4
Commit same or more turnovers	0-2	7-14	L3
Commits less turnovers	20-3	54-18	W4
More bench points	14-4	43-14	W2
Same or fewer bench points	6-1	18-18	W5
Score 59 points or less	1-0	6-14	W1
Score 60-69 points	3-4	12-14	W1
Score 70-79 points	5-1	21-4	W5
Score 80-89 points	5-0	16-0	W22
Score 90-99 points	4-0	4-0	W15
Score more than 100 points	2-0	2-0	W14
Allow 59 points or less	11-0	35-3	W11
Allow 60-69 points	4-0	12-7	W4
Allow 70-79 points	4-4	11-20	W1
Allow 80-89 points	1-1	3-2	L1
Allow 90-99 points	0-0	0-0	L11
Allowing more than 100 points	0-0	0-0	L16
Reach 40 points first	19-1	55-7	W15
Opponent reach 40 points first	1-4	6-25	L4
Decided by 5 points or less	5-2	17-9	W1
Decided by 6-10 points	2-2	8-7	W2
Decided by 11 points or more	13-1	36-16	W2
Leading with 5:00 left	19-1	57-7	W4
Trailing with 5:00 left	1-4	3-24	L4
Tied with 5:00 left	0-0	1-1	L1
Leading with 1:00 left	20-0	58-1	W24
Trailing with 1:00 left	0-5	2-30	L22
Tied with 1:00 left	0-0	1-1	W1
In November	5-2	17-3	L2
In December	6-0	16-1	W9
In January	5-2	14-11	W3
In February	4-1	10-11	W4
In March	0-0	4-6	L2
In April	0-0	0-0	-
In overtime	0-0	2-2	L1
In double overtime	0-0	0-0	W1
As AP Top-25 team	7-2	27-19	W4
Vs. AP Top-25 team	3-4	17-16	L1
Vs. AP Top-15 team	2-2	11-11	W2
Vs. AP Top 10 team	2-0	9-7	W2
On Big 12 Now on ESPN+	10-2	29-7	W1
On ESPN	0-0	3-4	L1
On ESPN2	5-3	11-11	W2
On ESPNU	2-0	12-5	W2
On Longhorn Network	1-0	1-2	W1
On FS1	1-0	2-1	W1
On TBS	0-0	1-1	L1
On TNT	0-0	1-0	W1
On truTV	0-0	0-1	L1
On CBS	1-0	1-0	W1
White Jersey	7-1	23-8	W5
Gold Jersey	5-2	14-9	W2
Cardinal Jersey	7-2	21-14	W2
Black Jersey	1-0	2-1	W2
Anthracite Jersey	0-0	1-0	W1

THE LAST TIME

Iowa State had...

100 points
FG% 60% or better
 FG% 30% or less
Made 10 3-pointers
Attempted 40 FTs
 Attempted Fewer Than 5 FTs
 Had 50 rebounds
 Had 60 rebounds
 Had 30 assists
Had 10 steals
 Had 10 blocks
Five Players With 10+ pts
(R. Jones, Momcilovic, Lipsey, Gilbert, C. Jones)
Six Players With 10+ pts
(King, Momcilovic, Lipsey, Gilbert, C. Jones, Ward)
Two Players with 20 pts
(C. Jones, 22; Gilbert, 20)
 Three Players with 20 pts
(Young, 27; Bolton, 21; Haliburton, 20)
 Two Players with 5+ 3-Pointers
(Grill 5, Kalscheur 5)
 2 double-doubles
(Brockington, Enaruna)
 3 double-doubles
(McKay, Morris, Niang)

107 vs. Prairie View A&M (12-10-23)
60.8 (31-51) vs. Prairie View A&M (12-10-23)
 23.3 (14-60) vs. Pitt (3-17-23)
14 vs. No. 7 Kansas (1-27-24)
48 vs. Prairie View A&M (12-10-23)
 4 vs. Miami (3-25-22)
 50 vs. Iowa (12-9-21)
 63 vs. The Citadel (11-20-16)
 32 vs. Mississippi Valley State (11-5-19)
12 at Cincinnati (2-13-24)
 10 vs. Memphis (11-26-21)
5 vs. Texas Tech (2-17-24)
6 vs. New Hampshire (12-31-23)
2 vs. Prairie View A&M (12-10-23)
 3 vs. Oklahoma State (1-21-20)
(Young, 27; Bolton, 21; Haliburton, 20)
 2 vs. No. 12 Baylor (12-31-22)
 2 vs. Chicago State (12-21-21)
 3 vs. Buffalo (12-7-15)

A Cyclone had...

30 points
 40 points
5 3-pointers
10 rebounds
 15 rebounds
 20 rebounds
10 assists
5 steals
 5 blocks
Double-Double
Triple-Double

31, Caleb Grill vs. No. 1 North Carolina (11-25-22)
 48, Melvin Ejim vs. TCU (2-8-14)
5, Keshon Gilbert at No. 18 Baylor (2-3-24)
13, Keshon Gilbert vs. Kansas State (1-24-24)
 16, Mike Jacobson vs. Kansas St. (3-15-19)
 20, Jared Homan vs. No. Carolina (3-20-05)
11, Keshon Gilbert vs. New Hampshire (12-31-23)
7, Curtis Jones at No. 19 TCU (1-20-24)
 5, George Conditt vs. Seton Hall (12-8-19)
Keshon Gilbert vs. Kansas State (1-24-24)
Keshon Gilbert vs. New Hampshire (12-31-23)

An Opposing Team had...

100 points
 FG% 60% or better
FG% 30% or less
Made 10 3-pointers
 Made 0 3-pointers
 Had 50 rebounds
 Had 30 assists
 Six Players With 10+ pts

105 by Iowa (12-11-20)
 61.7 (29-47) by Oklahoma (1-8-22)
28.6 by Grambling State (11-19-23)
12 by No. 18 Baylor (2-3-24)
 Southern Miss (11-19-19)
 51 by TCU (2-9-21)
 31 by Texas A&M (1-16-99)
 6 by Oklahoma (2-12-20)

An Opposing Player had...

30 points
 40 points
5 3-pointers
10 rebounds
 15 rebounds
 20 rebounds
 10 assists
 5 steals
 5 blocks

32, Nijel Pack, Kansas State (2-26-22)
 40, Devin Smith, Virginia (12-6-04)
5, Emanuel Sharp, No. 2 Houston (1-9-24)
11, Darrion Williams, Texas Tech (2-17-24)
15, Hunter Dickinson, No. 7 Kansas (1-27-24)
 21, Stacey King, Oklahoma (1-30-88)
 13, Xavier Simpson, Michigan (11-27-19)
 5, De'Vion Harmon, Texas Tech (1-10-23)
 6, Kevin Samuel, TCU (1-4-20)

SPECIALTY STATS

Dunks (at ISU)

Player	2023-24	Career
Ward	21	39
King	18	30
R. Jones	14	28
Watson	8	15
Billiew	3	3
Gilbert	3	3
Lipsey	1	2

Charges Taken (at ISU)

Player	2023-24	Career
Gilbert	12	12
Lipsey	5	13
C. Jones	3	3
King	2	5
R. Jones	-	8
Watson	-	3
Hawley	-	2

First Points of a Game (at ISU)

Player	2023-24	Career
R. Jones	6	8
Momcilovic	6	6
King	6	6
Gilbert	4	4
Lipsey	1	6
Ward	1	1
C. Jones	1	1

First Sub of a Game (at ISU)

Player	2023-24	Career
C. Jones	23	23
Ward	11	2
Billiew	6	6
R. Jones	3	45
Watson	2	11
King	-	17

20-plus Points in a Game (At ISU)

Player	2023-24	Career
Gilbert	7	7
King	2	2
Lipsey	2	2
Momcilovic	1	1
C. Jones	1	1

30-plus Points in a Game (At ISU)

Player	2023-24	Career
-	-	-

10-plus Rebounds in a Game (At ISU)

Player	2023-24	Career
Gilbert	3	3
Lipsey	2	4
King	1	1
Watson	-	1
R. Jones	-	1

10-plus Assists in a Game (At ISU)

Player	2023-24	Career
Lipsey	1	2
Gilbert	1	1

LED IOWA STATE IN...

Player	Points		Rebounds		Assists	
	'23-24	Career	'23-24	Career	'23-24	Career
Billiew	-	-	-	-	-	-
Fish	-	-	-	-	-	-
Gilbert	7	7	7	7	11	11
Hawley	-	-	-	-	-	-
C. Jones	3	3	-	-	4	4
R. Jones	1	1	6	14	-	4
Kelderman	-	-	-	-	-	-
King	4	4	8	12	-	-
Lipsey	8	8	6	11	17	38
Momcilovic	6	6	2	2	1	1
Paveletzke	-	-	-	-	-	-
Ward	1	1	2	3	1	1
Watson	-	-	1	3	-	-

HOW ISU SCORED FIRST POINT

Player	Dunk	Layup	Jumper	3-Pointer	Free Throw
R. Jones	-	5	-	-	1
Momcilovic	-	1	2	3	-
King	1	4	1	-	-
Gilbert	-	1	2	1	-
Lipsey	-	-	1	-	-
Ward	1	-	-	-	-
C. Jones	-	1	-	-	-

WINNING STREAKS

All Opponents

Total: Won 4 Home: Won 15
Road: Won 2 Neutral: Lost 2

Big 12 Opponents

Total: Won 4 Home: Won 6
Road: Won 2 Neutral: Lost 1

Non-Conference Opponents

Total: Won 6 Home: Won 27
Road: Won 1 Neutral: Lost 2

A.P. Top-25 Ranked Opponents

Total: Lost 1 Home: Won 7
Road: Lost 1 Neutral: Lost 2

Last Win Over Ranked Team

Home - #7 Kansas (79-75), 1/27/24
Road - #19 TCU (73-72), 1/20/24
Neutral - #10 Baylor (78-72), 3/10/23

Homecourt Win Streaks

39 2/16/99 - 11/30/01 (four seasons)
22 1/18/12 - 2/25/13 (two seasons)
22 2/16/85 - 12/22/86 (three seasons)
21 3/4/92 - 12/21/93 (three seasons)
21 1/25/14 - 2/25/15 (two seasons)

Current streak - 15 (11/6/23-Present)

Conference Home Win Streaks

18 2/16/99 - 1/9/02 (four seasons)
14 1/18/12 - 2/5/13 (two seasons)
14 1/25/14 - 2/25/15 (two seasons)
12 2/16/85 - 1/20/87 (three seasons)

Current streak- 6 (1/9/24-Present)

Non-Conference Home Win Streaks

41 1/2/91 - 12/9/95 (six seasons)
37 12/6/11 - 12/1/16 (six seasons)
28 11/23/98 - 12/1/01 (four seasons)
27 12/20/20 - Present (four seasons)

Current streak- 27 (12/20/20-Present)

MOST 3-POINTERS, GAME

1.	18	Kansas	2/4/17
2.	17	Kansas	2/25/13
3.	16	Oklahoma	2/6/21
	16	Northern Colorado	11/22/11
4.	15	Alabama	11/28/19
	15	Oklahoma State	2/28/17
	15	Omaha	12/5/16
	15	UNC-Wilmington	11/10/13
	15	Oklahoma	2/4/12
	15	Milwaukee	11/16/08
9.	14	Kansas	1/27/24
	14	Purdue-Fort Wayne	12/22/19
	14	Drake	11/17/19
	14	Kansas State	2/16/19
	14	San Diego State	11/21/18
	14	Northern Illinois	12/4/17
	14	Drake	12/17/16
	14	Chattanooga	11/23/15
	14	Oklahoma	2/9/15
	14	West Virginia	3/9/13
	14	TCU	2/16/13
	14	Kansas	1/9/13
	14	Rice	11/26/11
	14	Kansas	2/12/11
	14	Baylor	1/15/11

CAREER DOUBLE-DOUBLES

Tre King (9)

Florida A&M (12/17/23) 18 Points, 10 Rebounds
 *Jacksonville State (1/7/21) 16 Points, 10 Rebounds
 *Eastern Illinois (12/30/20) 22 Points, 12 Rebounds
 *Camp-Harrod. (12/17/20) 24 Points, 12 Rebounds
 *at Xavier (11/30/20) 25 Points, 13 Rebounds
 *vs. North Florida (11/25/20) 15 Points, 10 Rebounds
 *at Tennessee Tech (2/21/19) 10 Points, 10 Rebounds
 *Jacksonville State (1/24/19) 11 Points, 12 Rebounds
 *East Carolina (12/28/19) 18 Points, 12 Rebounds

Hason Ward (5)

*Rhode Island (2/8/22) 13 Points, 10 Rebounds
 *Duquesne (2/5/22) 13 Points, 10 Rebounds
 *at Richmond (1/29/22) 14 Points, 10 Rebounds
 *at Davidson (2/27/21) 10 Points, 10 Rebounds
 *La Salle (1/30/21) 13 Points, 10 Rebounds

Robert Jones (3)

at Iowa (12/8/22) 11 Points, 10 Rebounds
 *Omaha (2/27/21) 13 Points, 10 Rebounds
 *South Dakota State (1/8/20) 11 Points, 11 Rebounds

Tamin Lipsey (2)

vs. No. 10 Baylor (3/9/23) 13 Points, 11 Rebounds
 vs. No. 12 Texas A&M (11/26/23) 10 Points, 14 Rebounds

Keshon Gilbert (2)

vs. VCU (12/23/23) 22 Points, 10 Rebounds
 vs. Kansas State (1/24/24) 15 Points, 13 Rebounds

Jackson Paveletzke (1)

*Montreat 23 Points, 10 Assists

*Prior to Iowa State

STARTERS BY GAME

Opponent	1	2	3	4	5	W-L
GREEN BAY	Lipsey	Gilbert	Momcilovic	King	Ward	1-0
LINDENWOOD	Lipsey	Gilbert	Momcilovic	King	Ward	2-0
IDAHO STATE	Lipsey	Gilbert	Momcilovic	King	Ward	3-0
GRAMBLING ST.	Lipsey	Gilbert	Momcilovic	King	R. Jones	1-0
vs. VCU	Lipsey	Gilbert	Momcilovic	King	R. Jones	2-0
vs. Virginia Tech	Lipsey	Gilbert	Momcilovic	King	R. Jones	2-1
vs. No. 12 Texas A&M	Lipsey	Gilbert	Momcilovic	King	R. Jones	2-2
at DePaul	Lipsey	Gilbert	Momcilovic	King	R. Jones	3-2
IOWA	Lipsey	Gilbert	Momcilovic	King	R. Jones	4-2
PRAIRIE VIEW A&M	Lipsey	Gilbert	Momcilovic	King	R. Jones	5-2
FLORIDA A&M	Lipsey	Gilbert	Momcilovic	King	R. Jones	6-2
EASTERN ILLINOIS	Lipsey	Gilbert	Momcilovic	King	R. Jones	7-2
NEW HAMPSHIRE	Lipsey	Gilbert	Momcilovic	King	R. Jones	8-2
at No. 11 Oklahoma	Lipsey	Gilbert	Momcilovic	King	R. Jones	8-3
No. 2 HOUSTON	Lipsey	Gilbert	Momcilovic	King	R. Jones	9-3
OKLAHOMA STATE	Lipsey	Gilbert	Momcilovic	King	R. Jones	10-3
at No. 20 BYU	Lipsey	Gilbert	Momcilovic	King	R. Jones	10-4
at No. 19 TCU	C.Jones	Gilbert	Momcilovic	King	R. Jones	1-0
KANSAS STATE	Lipsey	Gilbert	Momcilovic	King	R. Jones	11-4
No. 7 KANSAS	Lipsey	Gilbert	Momcilovic	King	R. Jones	12-4
at No. 18 Baylor	Lipsey	Gilbert	Momcilovic	King	R. Jones	12-5
at Texas	Lipsey	Gilbert	Momcilovic	King	R. Jones	13-5
TCU	Lipsey	Gilbert	Momcilovic	King	R. Jones	14-5
at Cincinnati	Lipsey	Gilbert	Momcilovic	King	R. Jones	15-5
TEXAS TECH	Lipsey	Gilbert	Momcilovic	King	R. Jones	16-5

CAREER GAMES STARTED

Name	2023-24	Career
Tre King	25 (20-5)	107 (64-43)*
Keshon Gilbert	25 (20-5)	58 (41-17)*
Milan Momcilovic	25 (20-5)	25 (20-5)
Tamin Lipsey	24 (19-5)	57 (38-19)
Robert Jones	22 (17-5)	72 (31-41)*
Hason Ward	3 (3-0)	38 (26-12)*
Curtis Jones	1 (1-0)	32 (15-17)*
Jackson Paveletzke	- (0-0)	33 (17-16)*

*Includes previous school

CAREER GAMES PLAYED

Name	2023-24	Career
Tre King	25 (20-5)	140 (80-59)*
Robert Jones	25 (20-5)	138 (68-69)*
Keshon Gilbert	25 (20-5)	88 (55-32)*
Curtis Jones	25 (20-5)	84 (50-33)*
Milan Momcilovic	25 (20-5)	25 (19-5)
Tamin Lipsey	24 (19-5)	57 (37-19)
Jackson Paveletzke	24 (19-5)	57 (36-21)*
Demarion Watson	24 (19-5)	53 (36-16)
Hason Ward	16 (13-3)	118 (79-38)*
Omaha Billiew	16 (13-3)	16 (13-3)
Cade Kelderman	9 (8-1)	9 (8-1)
Conrad Hawley	7 (7-0)	16 (14-2)
Kayden Fish	4 (4-0)	4 (4-0)

*Includes previous school

CYCLONE TRIPLE DOUBLES

Marc Urquhart - Jan. 9, 1989 vs. Ill.-Chicago
 10 points, 12 rebounds, 10 assists

Jamaal Tinsley - Jan. 8, 2000 vs. Missouri
 12 points, 11 rebounds, 11 assists

Curtis Stinson - Feb. 5, 2006 vs. Colorado
 24 points, 10 rebounds, 10 assists

Royce White - Jan. 7, 2012 at Texas A&M
 10 points, 18 rebounds, 10 assists

Monté Morris - Nov. 20, 2016 vs. The Citadel
 17 points, 10 rebounds, 10 assists

Tyrese Haliburton - Jan. 4, 2020 at TCU
 22 points, 12 rebounds, 10 assists

Tamin Lipsey - Dec. 1, 2023 at DePaul
 15 points, 10 rebounds, 10 assists

Keshon Gilbert - Dec. 31, 2023 vs. New Hampshire
 10 points, 10 rebounds, 11 assists

ON THIS DATE

- Iowa State is 6-18 all-time on Feb. 19.
- This will be the first time Iowa State has played on Feb. 19 since beating Oklahoma 75-54 in 2022.
- Iowa State is 3-4 in Big 12 play on Feb. 19, earning wins over Kansas (2005), Baylor (2019) and Oklahoma (2022).
- From 1975-2005, Iowa State played 11-straight games on the road on Feb. 19.
- The six victories on Feb. 19 are split between home and away. Iowa State is 3-7 at home and 3-11 on the road.
- Iowa State has won the last two times playing on Feb. 19, both coming at Hilton Coliseum.
- The last time Iowa State was on the road on Feb. 19 was a 63-61 victory at Allen Fieldhouse in 2005.

SPECIALTY STATS

OPPONENT	SCORE	POINTS IN PAINT		POINTS OFF TURNOVERS		2ND CHANCE POINTS		FAST BREAK POINTS		BENCH POINTS	
		ISU	OPP	ISU	OPP	ISU	OPP	ISU	OPP	ISU	OPP
GREEN BAY	W, 85-44	42	8*	27	4	21	5	16	1	25	12
LINDENWOOD	W, 102-47	52	8*	35	12	20	3	20	7	40	22
IDAHO STATE	W, 86-55	46	12	24	8	12	7	15	0*	29	21
GRAMBLING ST.	W, 92-37	48	18	28	9	6	2*	11	6	38	19
vs. VCU	W, 68-64	42	18	11	4	9	9	7	5	4*	9
vs. Virginia Tech	L, 62-71	26	16	12	7	8	10	8	5	5	15
vs. No. 12 Texas A&M	L, 69-73	18*	30	12	19	19	16	17	18	19	17
at DePaul	W, 99-80	52	24	30	14	21	9	19	13	17	15
IOWA	W, 90-65	46	18	25	9	17	11	10	13	11	32
PRAIRIE VIEW A&M	W, 107-56	44	16	34	19	24	9	21	4	40	31
FLORIDA A&M	W, 96-58	38	12	31	7	9	11	13	1	30	18
EASTERN ILLINOIS	W, 80-48	30	22	22	5	5*	8	13	2	26	14
NEW HAMPSHIRE	W, 85-70	42	26	21	15	16	9	17	5	25	16
at No. 11 Oklahoma	L, 63-71	38	26	18	10	15	5	6	10	26	22
No. 2 HOUSTON	W, 57-53	22	18	17	6	5*	10	6	2	9	5
OKLAHOMA STATE	W, 66-42	42	16	20	7	6	6	4*	5	14	14
at No. 20 BYU	L, 72-87	34	26	10*	17	15	10	8	21	20	13
at No. 19 TCU	W, 73-72	40	28	36	13	14	6	15	22	15	17
KANSAS STATE	W, 78-67	24	28	17	14	13	10	6	7	26	19
No. 7 KANSAS	W, 79-75	24	36	15	9	14	11	9	7	18	2*
at No. 18 Baylor	L, 68-70	20	12	26	13	12	16	5	1	16	9
at Texas	W, 70-65	34	32	18	6	16	9	4*	4	24	9
TCU	W, 71-59	28	22	12	12	9	9	9	6	23	28
at Cincinnati	W, 68-59	36	14	26	15	6	8	8	4	23	37
TEXAS TECH	W, 82-74	44	22	28	0*	11	9	11	0*	20	16
Totals		912	508	555	254	323	218	278	169	543	432
Averages		36.5	20.3	22.2	10.2	12.9	8.7	11.1	6.8	21.7	17.3

RECORD WATCH

ISU SINGLE-SEASON FEWEST TURNOVERS

1.	10.14	2016-17
2.	10.56	2013-14
3.	10.72	2023-24
4.	11.03	2014-15
5.	11.14	2018-19
6.	11.37	2015-16
7.	11.90	2017-18
8.	12.13	2008-09
9.	12.32	2011-12
10.	12.53	2010-11

ISU SINGLE-SEASON TURNOVER MARGIN

1.	7.32	2023-24
2.	6.79	1985-86
3.	6.10	2005-06
4.	5.19	1992-93
5.	4.62	1991-92
6.	4.59	1983-84
7.	4.16	2004-05
8.	3.88	2016-17
9.	3.61	2022-23
10.	3.13	1987-88

ISU SINGLE-SEASON STEALS

1.	381	1991-92
2.	328	1992-93
3.	299	2021-22
4.	295	2004-05
5.	293	1987-88
6.	290	2022-23
	290	2005-06
8.	277	1999-00
9.	272	2016-17
10.	269	1985-86
-	268	2023-24

ISU CAREER ASSISTS LIST

1.	768	Monté Morris, 2014-17
2.	665	Jeff Hornacek, 1983-86
3.	611	Diante Garrett, 2008-11
4.	600	Gary Thompkins, 1985-88
5.	592	Jacy Holloway, 1994-97
6.	564	Terry Woods, 1987-90
7.	464	Will Blalock, 2004-06
8.	448	Curtis Stinson, 2004-06
9.	431	Jamaal Tinsley, 2000-01
10.	421	Georges Niang, 2013-16
11.	374	Justus Thigpen, 1990-93
12.	350	Fred Hoiberg, 1992-95
13.	344	Nick Weiler-Babb, 2017-19
14.	308	Julius Michalik, 1992-95
15.	296	Ron Bayless, 1992-93
16.	289	Doug Collins, 1990-91
17.	277	Tamin Lipsey, 2023-
18.	267	Tyrese Haliburton, 2019-20
19.	262	Hercle Ivy, 1974-76
20.	261	Terrence Allen, 1981-84

ISU 3-POINTERS BY A FRESHMAN

1.	69	Lindell Wigginton, 2017-18
2.	61	Jake Sullivan, 2000-01
3.	49	Tyrese Haliburton, 2018-19
	49	Talen Horton-Tucker, 2018-19
5.	45	Milan Momcilovic, 2023-24

ISU 3-POINT % BY A FRESHMAN

1.	44.9	Jake Sullivan, 2000-01
2.	44.5	Shane Power, 2000-01
3.	43.5	Will Blalock, 2003-04
4.	43.4	Tyrese Haliburton, 2018-19
5.	40.6	Monté Morris, 2013-14
-	38.5	Milan Momcilovic, 2023-24

ISU FRESHMAN SCORING AVERAGE

1.	16.9	Lindell Wigginton, 2017-18
2.	16.2	Curtis Stinson, 2003-04
3.	14.9	Marcus Fizer, 1997-98
4.	13.7	Ron Harris, 1980-81
5.	13.0	Barry Stevens, 1981-82
-	12.0	Milan Momcilovic, 2023-24

ISU SINGLE-SEASON 5+ STEAL GAMES

1.	5	Jamaal Tinsley, 2001
	5	Jamaal Tinsley, 2000
3.	4	Ron Bayless, 1993
	4	Jeff Hornacek, 1984
5.	3	Tyrese Hunter, 2022
	3	Will Blalock, 2006
	3	Justus Thigpen, 1993
8.	2	13 Times
		Most Recently by Tamin Lipsey and
		Curtis Jones, 2024

ISU CAREER 5+ STEAL GAMES

1.	10	Jamaal Tinsley, 2000-01
2.	6	Jeff Hornacek, 1983-86
3.	5	Will Blalock, 2004-06
	5	Ron Bayless, 1992-93
	5	Justus Thigpen, 1990-93
6.	4	Curtis Stinson, 2004-06
	4	Fred Hoiberg, 1992-95
8.	3	Tamin Lipsey, 2024
	3	Tyrese Hunter, 2022
	3	Doug Collins, 1990-91
	3	Jeff Grayer, 1985-88
-	2	Curtis Jones, 2024

ISU CAREER ASSISTS PER GAME

1.	6.34	Jamaal Tinsley, 2000-01
2.	5.49	Monté Morris, 2014-17
3.	5.41	Jeff Hornacek, 1983-86
4.	5.07	Doug Collins, 1990-91
5.	4.98	Will Blalock, 2004-06
6.	4.96	Gary Thompkins, 1985-88
7.	4.86	Tamin Lipsey, 2023-
8.	4.82	Terry Woods, 1987-90
9.	4.77	Diante Garrett, 2008-11
10.	4.76	Curtis Stinson, 2004-06

ISU CAREER STEALS LIST

1.	225	Monté Morris, 2014-17
2.	211	Jeff Hornacek, 1983-86
3.	210	Justus Thigpen, 1990-93
4.	207	Fred Hoiberg, 1992-95
5.	200	Curtis Stinson, 2004-06
6.	199	Jeff Grayer, 1985-88
7.	177	Will Blalock, 2004-06
	177	Jamaal Tinsley, 2000-01
9.	169	Ron Harris, 1981-84
10.	153	Diante Garrett, 2008-11
11.	146	Melvin Ejim, 2011-14
	146	Terry Woods, 1987-90
13.	143	Tamin Lipsey, 2023-
14.	143	Rahshon Clark, 2005-08
15.	134	Julius Michalik, 1992-95
16.	133	Terrence Allen, 1981-84
17.	132	Barry Stevens, 1982-85
18.	123	Ron Bayless, 1992-93
19.	116	Jacy Holloway, 1994-97
20.	111	Gary Thompkins, 1985-88
21.	108	Tyrese Haliburton, 2019-20

ISU CAREER STEALS PER GAME

1.	2.60	Jamaal Tinsley, 2000-01
2.	2.51	Tamin Lipsey, 2023-
3.	2.12	Curtis Stinson, 2004-06
4.	1.90	Will Blalock, 2004-06
5.	1.894	Tyrese Haliburton, 2019-20
6.	1.892	Ron Bayless, 1992-93
7.	1.72	Jeff Hornacek, 1983-86
8.	1.69	Justus Thigpen, 1990-93
9.	1.64	Fred Hoiberg, 1992-95
10.	1.63	Monté Morris, 2014-17

ISU SINGLE-SEASON STEALS

1.	98	Jamaal Tinsley, 2000
2.	79	Jamaal Tinsley, 2001
3.	73	Tamin Lipsey, 2023
	73	Curtis Stinson, 2006
5.	72	Curtis Stinson, 2005
	72	Justus Thigpen, 1993
7.	71	Tyrese Hunter, 2022
8.	70	Tamin Lipsey, 2024
9.	65	Will Blalock, 2006
	65	Fred Hoiberg, 1992
	65	Jeff Hornacek, 1985

ISU SINGLE-SEASON STEALS PER GAME

1.	2.92	Tamin Lipsey, 2024
2.	2.65	Jamaal Tinsley, 2000
3.	2.55	Jamaal Tinsley, 2001
4.	2.45	Tyrese Haliburton, 2020
5.	2.43	Curtis Stinson, 2006
6.	2.32	Justus Thigpen, 1993
	2.32	Curtis Stinson, 2005
8.	2.21	Tamin Lipsey, 2023
9.	2.16	Will Blalock, 2006
10.	2.10	Jeff Hornacek, 1984

ISU STEALS BY A SOPHOMORE

1.	72	Curtis Stinson, 2004-05
2.	70	Tamin Lipsey, 2023-24
3.	64	Monté Morris, 2014-15
4.	62	Jeff Grayer, 1985-86
5.	61	Jeff Hornacek, 1983-84



SEASON STATS

PPG	RPG	APG	FG%	3FG%	FT%
9.4	5.0	0.7	.500	.265	.797

PERSONAL BENCHMARKS

	Season	Career
Games	25	140 (48*)
Starts	25	107 (30*)
Double-Figure Points	10	64 (17*)
20+ Points	2	11 (2*)
Double-Figure Rebounds	1	10 (1*)
Double-Doubles	1	9 (1*)
3+ Blocks	-	5 (0*)

*at ISU

Consecutive Games Started	29
Consecutive Games w/10+ points	-
Consecutive Games w/20+ points	-

2023-24 PLAYER TRENDS

Team Record w/10+ Points	9-1
Team Record w/20+ Points	2-0
Team Record w/10+ Rebounds	1-0
Team Record w/a block	6-0
Team Record w/multiple blocks	2-0

UPCOMING MILESTONES

- One Rebound from 700 in his career.
- Two Games Played from 50 at ISU.
- Five Assists from 100 in his career.
- 15 Minutes from 1,000 at ISU.

BEST PERFORMANCES

- **vs. #7 Kansas:** Led the Cyclones with 21 points and nine rebounds in the win.
- **vs. Iowa:** Scored 17 points on 8-of-11 shooting with five boards and two blocks.
- **at DePaul:** Led the Cyclones with 24 points, while adding five boards and three assists.
- **vs. Tennessee Tech:** While at Eastern Kentucky, tallied a career-high 29 points, while grabbing nine rebounds, in 2021.
- **at Xavier:** Turned in his second double-double in the first three games of 2020-21 for EKU with 25 points and 13 points.

SEASON HIGHS

Points:	24 at DePaul (12/1/23)
FG:	10 at DePaul (12/1/23)
FGA:	16 vs. No. 7 Kansas (1/27/24)
3FG:	4 vs. No. 7 Kansas (1/27/24)
3FGA:	7 vs. No. 7 Kansas (1/27/24)
FT:	7 vs. Prairie View A&M (12/10/23)
FTA:	8 vs. Prairie View A&M (12/10/23)
Off. Reb:	4 vs. Green Bay (11/6/23)
Def. Reb:	8 vs. Florida A&M (12/17/23)
Reb:	10 vs. Florida A&M (12/17/23)
Assists:	4 vs. Lindenwood (11/9/23)
Blocks:	2, twice
Steals:	4 vs. Lindenwood (11/9/23)
Minutes:	32:09 at DePaul (12/1/23)

CAREER HIGHS

Points:	29 vs. Tennessee Tech (1/9/21)
FG:	13 vs. Tennessee Tech (1/9/21)
FGA:	23 vs. Tennessee Tech (1/9/21)
3FG:	4 vs. No. 7 Kansas (1/27/24)
3FGA:	7 vs. No. 7 Kansas (1/27/24)
FT:	9 at Austin Peay (2/15/20)
FTA:	10 at SIUE (2/8/21)
Off. Reb:	8 vs. Murray State (2/16/19)
Def. Reb:	9, twice
Reb:	13 at Xavier (11/30/20)
Assists:	5 vs. Brescia (12/29/18)
Blocks:	4 vs. Jacksonville State (1/7/21)
Steals:	7 vs. Morehead State (12/7/20)
Minutes:	40 at Xavier (11/30/20)

QUICK HITS

- Transferred to Iowa State in December 2021 and sat out the remainder of the season due to NCAA transfer rules. His first game at Iowa State was Dec. 18, 2022 against Western Michigan, where he scored 11 points off the bench.
- A two-time All-Ohio Valley selection during his sophomore and junior seasons at Eastern Kentucky.
- Was a team captain at Hargrave Academy, where he led the Tigers to a 33-4 record, a No. 4 national ranking and an appearance in the National Prep Championship Elite Eight in 2018.

CAREER STATISTICS

				Field Goals		3-Point		F-Throws		Rebounds			Scoring							
SEASON	TEAM	GP-GS	MIN/AVG	FG-FGA	FG%	3FG-3FGA	3FG%	FT-FTA	FT%	OFF	DEF	TOT	AVG	PP-FO	A	TO	BLK	STL	PTS	AVG
2018-19	EKU	31-18	574/18.5	67-145	.462	4-18	.222	47-69	.681	55	82	137	4.4	92-23	25	38	17	25	185	6.0
2019-20	EKU	33-32	807/24.5	146-283	.516	3-23	.130	77-99	.778	63	106	169	5.1	125-9	21	52	25	41	372	11.3
2020-21	EKU	28-27	777/27.1	170-346	.491	19-56	.339	57-84	.679	57	117	174	6.2	97-27	56	34	41	416	14.9	
2022-23	IowaSt	23-5	412/17.9	54-108	.500	4-15	.267	28-36	.778	35	60	95	4.1	58-2	4	19	4	20	140	6.1
2023-24	IowaSt	25-25	573/22.9	89-178	.500	9-34	.265	47-59	.797	41	83	124	5.0	61-1	18	39	8	28	234	9.4
TOTAL FOR IowaSt		48-30	985/20.4	143-286	.500	13-49	.265	75-95	.789	76	143	219	4.6	119-3	22	58	12	48	374	7.8
TOTAL		140-107	3142/22.4	526-1060	.496	39-146	.267	256-347	.738	251	448	699	5.0	433-23	95	204	88	155	1347	9.6

GAME-BY-GAME

[illegible]



SEASON STATS

PPG	RPG	APG	FG%	3FG%	FT%
4.1	1.3	1.3	.442	.429	.731

PERSONAL BENCHMARKS

	Season	Career
Games	24	57 (24*)
Starts	-	33 (0*)
Double-Figure Points	2	30 (2*)
20+ Points	-	10 (0*)
4+ 3-Pointers Made	-	2 (0*)
5+ Assists	1	11 (1*)
*at ISU		

Consecutive Games Started	-
Consecutive Games w/10+ points	-
Consecutive Games w/20+ points	-
Consecutive Games with a 3-pointer	-
Consecutive Free Throws Made	7

2023-24 PLAYER TRENDS

Team Record w/10+ Points	2-0
Team Record w/20+ Points	-
Team Record w/10+ Rebounds	-

UPCOMING MILESTONES

- Four Points from 600 in his career.

BEST PERFORMANCES

- **vs. Florida A&M:** Turned in a 13 point performance on 3-of-4 3-point shooting, to go along with four assists.
- **at DePaul:** Scored 11 points, while dishing out six assists in the victory.
- **at LSU:** In his first game against a Power Five school, Paveletzke scored 19 points and dished out five assists.
- **vs. Montreat:** Turned in his first career double-double with 23 points and 10 assists.
- **at Texas A&M:** Scored 22 points on 7-of-13 shooting against the Aggies.

SEASON HIGHS

Points:	13 vs. Florida A&M (12/17/23)
FG:	4, twice
FGA:	7, twice
3FG:	3 vs. Florida A&M (12/17/23)
3FGA:	4, twice
FT:	4 vs. No. 12 Texas A&M (11/26/23)
FTA:	7 vs. No. 12 Texas A&M (11/26/23)
Off. Reb:	1, twice
Def. Reb:	5 vs. Eastern Illinois (12/21/23)
Reb:	5, twice
Assists:	6 at DePaul (12/1/23)
Blocks:	-
Steals:	1, six times
Minutes:	27:30 vs. Iowa (12/7/23)

CAREER HIGHS

Points:	25 vs. Furman (1/22/23)
FG:	9, twice
FGA:	17 vs. Chattanooga (3/5/23)
3FG:	4, twice
3FGA:	10 vs. ETSU (12/29/22)
FT:	8, three times
FTA:	11 vs. Samford (1/28/23)
Off. Reb:	2 at Mercer (1/4/23)
Def. Reb:	6 at Texas A&M (12/20/22)
Reb:	6 at Texas A&M (12/20/22)
Assists:	10 vs. Montreat (12/17/22)
Blocks:	-
Steals:	3 vs. Gardner-Webb (11/18/22)
Minutes:	44 vs. Western Carolina (2/8/23)

PAVELETZKE QUICK HITS

- Invited to USA Basketball U19 FIBA World Cup Training Camp with teammates Omaha Biliew and Milan Momcilovic over the summer.
- Named the 2023 Southern Conference Freshman of the Year while at Wofford.
- Started all 33 games for the Terriers last season, ranking second on the team with 15.1 points per game.
- Scored in double figures in the final 14 games of the season last year at Wofford.
- Averaged 30 points, 6.1 assists and 5.2 rebounds per game his senior year of high school.

CAREER STATISTICS

		Field Goals				3-Point		F-Throws		Rebounds			PF-FO			A		TO		BLK		STL		Scoring	
SEASON	TEAM	GP-GS	MIN	AVG	FG-FGA	FG%	3FG-3FGA	3FG%	FT-FTA	FT%	OFF	DEF	TOT	AVG	PF-FO	A	TO	BLK	STL	PTS	AVG				
2022-23	WOF	33-33	1087	33.0	167-339	.493	36-117	.393	17-139	.842	13	75	88	2.7	36-0	123	79	0	25	497	15.1				
2023-24	IowaSt	24-0	301	12.5	34-77	.442	12-28	.429	19-26	.731	2	29	31	1.3	16-0	30	14	0	6	99	4.1				
TOTAL FOR IowaSt		24-0	301	12.5	34-77	.442	12-28	.429	19-26	.731	2	29	31	1.3	16-0	30	14	0	6	99	4.1				
TOTAL		57-33	1388	24.3	201-416	.483	58-145	.400	136-165	.824	15	104	119	2.1	52-0	153	93	0	31	596	10.5				

GAME-BY-GAME

[illegible]



SEASON STATS

PPG	RPG	APG	FG%	3FG%	FT%
13.2	4.9	5.5	.436	.363	.676

PERSONAL BENCHMARKS

	Season	Career
Games	24	57
Starts	24	57
Double-Figure Points	18	29
Double-Figure Rebounds	2	4
5+ Assists	16	31
Consecutive Games Started		7
Consecutive Games w/10+ points		2
Consecutive Games w/20+ points		-
Consecutive Games with a 3-pointer		-

2023-24 PLAYER TRENDS

Team Record w/10+ Points	16-2
Team Record w/5+ Assists	14-2
Team Record w/10+ Rebounds	1-1

UPCOMING MILESTONES

- One Steal from #13 all-time at ISU.
- Three Steals from ISU Soph. Steals Record.
- Two Rebounds from 250 in his career.

BEST PERFORMANCES

- **Prairie View A&M:** Broke the school record with eight steals, while adding 19 points and five assists.
- **at DePaul:** Notched the seventh triple-double in ISU history with 15 points, 10 rebounds and 10 assists, while adding four steals.
- **vs. No. 12 Texas A&M:** Recorded his second career double-double with 10 points and a career-high 14 rebounds.
- **vs. VCU:** Scored a career-high 22 points, while adding seven rebounds, four assists and three steals.
- **vs. No. 10 Baylor:** In his Big 12 Tourney debut, Lipsey went for 13 points, 11 rebounds, five assists and five steals.
- **vs. No. 8 Kansas:** Stuffed the stat sheet with nine points, eight rebounds and 10 assists.

SEASON HIGHS

Points:	22 vs. VCU (11/23/23)
FG:	8, twice
FGA:	16 vs. VCU (11/23/23)
3FG:	5 vs. Florida A&M (12/17/23)
3FGA:	7 vs. Florida A&M (12/17/23)
FT:	7 vs. Oklahoma State (1/13/24)
FTA:	9 vs. No. 2 Houston (1/9/24)
Off. Reb:	5 vs. No. 12 Texas A&M (11/26/23)
Def. Reb:	9 vs. No. 12 Texas A&M (11/26/23)
Reb:	14 vs. No. 12 Texas A&M (11/26/23)
Assists:	10 at DePaul (12/1/23)
Blocks:	1, twice
Steals:	8 vs. Prairie View A&M (12/10/23)
Minutes:	38:14 vs. VCU (11/23/23)

CAREER HIGHS

Points:	22 vs. VCU (11/23/23)
FG:	8, twice
FGA:	16 vs. VCU (11/23/23)
3FG:	5 vs. Florida A&M (12/17/23)
3FGA:	7 vs. Florida A&M (12/17/23)
FT:	7 vs. Oklahoma State (1/13/24)
FTA:	9 vs. No. 2 Houston (1/9/24)
Off. Reb:	5, twice
Def. Reb:	9 vs. No. 12 Texas A&M (11/26/23)
Reb:	14 vs. No. 12 Texas A&M (11/26/23)
Assists:	10, twice
Blocks:	1, five times
Steals:	8 vs. Prairie View A&M (12/10/23)
Minutes:	39:56 at Texas Tech (1/30/23)

LIPSEY QUICK HITS

- Earned Big 12 All-Freshman Team honors last season as a unanimous selection.
- Becomes the 15th player in Iowa State men's basketball history to be on the roster from Ames. He is the first Ames High School player to be signed to a scholarship at Iowa State out of high school since Ross Marsden in 2005.
- Named Iowa Mr. Basketball by the Iowa Print Sportswriters Association and the Gatorade Player of the Year during his senior year. Tallied a triple-double with 11 points, 11 rebounds and 10 assists in the 2022 Iowa State championship game, as the Little Cyclones beat Johnston.
- Won a gold medal with USA Basketball at the 2019 FIBA Americas U16 Championship. He averaged 6.0 points, 2.8 rebounds, 3.7 assists and 1.7 steals as the United States went 6-0 to win the gold medal in Brazil.
- Mom (Holly) played volleyball, while dad (Robert) played football at Southwest Minnesota State. Both his parents currently work at Iowa State.


CAREER STATISTICS

				Field Goals		3-Point		F-Throws		Rebounds									Scoring	
SEASON	TEAM	GP-GS	MIN/AVG	FG-FGA	FG%	3FG-3FGA	3FG%	FT-FTA	FT%	OFF	DEF	TOT	AVG	PF-FO	A	TO	BLK	STL	PTS	AVG
2022-23	IowaSt	33-33	974/29.5	96-199	.482	5-25	.200	44-58	.759	47	84	131	4.0	75-2	146	81	3	73	241	7.3
2023-24	IowaSt	24-24	734/30.6	109-250	.436	29-80	.363	69-102	.676	33	84	117	4.9	52-2	131	52	2	70	316	13.2
TOTAL		57-57	1709/30.0	205-449	.457	34-105	.324	113-160	.706	80	168	248	4.4	127-4	277	133	5	143	557	9.8

GAME-BY-GAME

[illegible]

[illegible]



SEASON STATS

PPG	RPG	APG	FG%	3FG%	FT%
10.1	2.8	2.2	.405	.341	.795

PERSONAL BENCHMARKS

	Season	Career
Games	25	84 (25*)
Starts	1	32 (1*)
Double-Figure Points	14	40 (14*)
20+ points	1	11 (1*)
30+ points	-	2 (0*)
5+ Assists	3	9 (3*)
4+ 3-Pointers Made	2	11 (2*)

*at ISU

Consecutive Games Started	-
Consecutive Games w/10+ points	8
Consecutive Games w/20+ points	-
Consecutive Games with a 3-pointer	4
Consecutive Free Throws Made	5

2023-24 PLAYER TRENDS

Team Record w/10+ Points	12-2
Team Record w/20+ Points	1-0
Team Record When Makes 3-Pointer	15-4

UPCOMING MILESTONES

- Five Free Throws from 100 in his career.
- 10 Points from 800 in his career.

BEST PERFORMANCES

- **vs. Kansas State:** Went for 18 points on three 3-pointers and perfect on five trips to the charity stripe.
- **at No. 19 TCU:** In his first start at ISU, he tallied 17 points and seven steals in the win.
- **vs. Prairie View A&M:** Had a season-high 22 points, while connecting on a career-high six 3-pointers.
- **vs. St. Bonaventure:** Scored a career-high 32 points, capping a four-game stretch with at least 22 points in each game.
- **at Western Michigan:** Tallied his second career game with at least 30 points, going 10-of-21 from the field and 5-of-11 from deep.

SEASON HIGHS

Points:	22 vs. Prairie View A&M (12/10/23)
FG:	7 vs. Prairie View A&M (12/10/23)
FGA:	13, twice
3FG:	6 vs. Prairie View A&M (12/10/23)
3FGA:	9, twice
FT:	5, twice
FTA:	6 at No. 18 Baylor (2/3/24)
Off. Reb:	3 vs. No. 12 Texas A&M (11/26/23)
Def. Reb:	6 vs. New Hampshire (12/31/23)
Reb:	6 vs. New Hampshire (12/31/23)
Assists:	5, three times
Blocks:	1 vs. Iowa (12/7/23)
Steals:	7 at No. 19 TCU (1/20/24)
Minutes:	33:24 at No. 19 TCU (1/20/24)

CAREER HIGHS

Points:	32 vs. St. Bonaventure (12/3/22)
FG:	13 vs. St. Bonaventure (12/3/22)
FGA:	22 vs. St. Bonaventure (12/3/22)
3FG:	6 vs. Prairie View A&M (12/10/23)
3FGA:	12 at Ball State (1/24/23)
FT:	6 vs. Eastern Michigan (2/7/23)
FTA:	7 vs. Eastern Michigan (2/7/23)
Off. Reb:	4 at Central Michigan (1/14/23)
Def. Reb:	9 vs. Ohio (1/3/23)
Reb:	9 vs. Ohio (1/3/23)
Assists:	8, twice
Blocks:	2 vs. Park Point (11/29/21)
Steals:	7 at No. 19 TCU (1/20/24)
Minutes:	41 at Central Michigan (1/14/23)

JONES QUICK HITS


- Earned All-MAC Third Team honors last season at Buffalo.
- Averaged 15.0 points per game last season, leading the Bulls in scoring while also averaging 4.8 rebounds and 3.0 assists.
- Led Cretin-Derham Hall High School to the Minnesota Class 4A State Title his senior year.
- Played his first year collegiately at Indian Hills C.C. in Ottumwa, Iowa, where he earned second team all-region honors.

CAREER STATISTICS

		2022-23													2023-24			2024-25			2025-26			2026-27			2027-28			2028-29			2029-30			2030-31			2031-32			2032-33			2033-34			2034-35			2035-36			2036-37			2037-38			2038-39			2039-40			2040-41			2041-42			2042-43			2043-44			2044-45			2045-46			2046-47			2047-48			2048-49			2049-50			2050-51			2051-52			2052-53			2053-54			2054-55			2055-56			2056-57			2057-58			2058-59			2059-60			2060-61			2061-62			2062-63			2063-64			2064-65			2065-66			2066-67			2067-68			2068-69			2069-70			2070-71			2071-72			2072-73			2073-74			2074-75			2075-76			2076-77			2077-78			2078-79			2079-80			2080-81			2081-82			2082-83			2083-84			2084-85			2085-86			2086-87			2087-88			2088-89			2089-90			2090-91			2091-92			2092-93			2093-94			2094-95			2095-96			2096-97			2097-98			2098-99			2099-00			2100-01			2101-02			2102-03			2103-04			2104-05			2105-06			2106-07			2107-08			2108-09			2109-10			2110-11			2111-12			2112-13			2113-14			2114-15			2115-16			2116-17			2117-18			2118-19			2119-20			2120-21			2121-22			2122-23			2123-24			2124-25			2125-26			2126-27			2127-28			2128-29			2129-30			2130-31			2131-32			2132-33			2133-34			2134-35			2135-36			2136-37			2137-38			2138-39			2139-40			2140-41			2141-42			2142-43			2143-44			2144-45			2145-46			2146-47			2147-48			2148-49			2149-50			2150-51			2151-52			2152-53			2153-54			2154-55			2155-56			2156-57			2157-58			2158-59			2159-60			2160-61			2161-62			2162-63			2163-64			2164-65			2165-66			2166-67			2167-68			2168-69			2169-70			2170-71			2171-72			2172-73			2173-74			2174-75			2175-76			2176-77			2177-78			2178-79			2179-80			2180-81			2181-82			2182-83			2183-84			2184-85			2185-86			2186-87			2187-88			2188-89			2189-90			2190-91			2191-92			2192-93			2193-94			2194-95			2195-96			2196-97			2197-98			2198-99			2199-00			2200-01			2201-02			2202-03			2203-04			2204-05			2205-06			2206-07			2207-08			2208-09			2209-10			2210-11			2211-12			2212-13			2213-14			2214-15			2215-16			2216-17			2217-18			2218-19			2219-20			2220-21			2221-22			2222-23			2223-24			2224-25			2225-26			2226-27			2227-28			2228-29			2229-30			2230-31			2231-32			2232-33			2233-34			2234-35			2235-36			2236-37			2237-38			2238-39			2239-40			2240-41			2241-42			2242-43			2243-44			2244-45			2245-46			2246-47			2247-48			2248-49			2249-50			2250-51			2251-52			2252-53			2253-54			2254-55			2255-56			2256-57			2257-58			2258-59			2259-60			2260-61			2261-62			2262-63			2263-64			2264-65			2265-66			2266-67			2267-68			2268-69			2269-70			2270-71			2271-72			2272-73			2273-74			2274-75			2275-76			2276-77			2277-78			2278-79			2279-80			2280-81			2281-82			2282-83			2283-84			2284-85			2285-86			2286-87			2287-88			2288-89			2289-90			2290-91			2291-92			2292-93			2293-94			2294-95			2295-96			2296-97			2297-98			2298-99			2299-00			2300-01			2301-02			2302-03			2303-04			2304-05			2305-06			2306-07			2307-08			2308-09			2309-10			2310-11			2311-12			2312-13			2313-14			2314-15			2315-16			2316-17			2317-18			2318-19			2319-20			2320-21			2321-22			2322-23			2323-24			2324-25			2325-26			2326-27			2327-28			2328-29			2329-30			2330-31			2331-32			2332-33			2333-34			2334-35			2335-36			2336-37			2337-38			2338-39			2339-40			2340-41			2341-42			2342-43			2343-44			2344-45			2345-46			2346-47			2347-48			2348-49			2349-50			2350-51			2351-52			2352-53			2353-54			2354-55			2355-56			2356-57			2357-58			2358-59			2359-60			2360-61			2361-62			2362-63			2363-64			2364-65			2365-66			2366-67			2367-68			2368-69			2369-70			2370-71			2371-72			2372-73			2373-74			2374-75			2375-76			2376-77			2377-78			2378-79			2379-80			2380-81			2381-82			2382-83			2383-84			2384-85			2385-86			2386-87			2387-88			2388-89			2389-90			2390-91			2391-92			2392-93			2393-94			2394-95			2395-96			2396-97			2397-98			2398-99			2399-00			2400-01			2401-02			2402-03			2403-04			2404-05			2405-06			2406-07			2407-08			2408-09			2409-10			2410-11			2411-12			2412-13			2413-14			2414-15			2415-16			2416-17			2417-18			2418-19			2419-20			2420-21			2421-22			2422-23			2423-24			2424-25			2425-26			2426-27			2427-28			2428-29			2429-30			2430-31			2431-32			2432-33			2433-34			2434-35			2435-36			2436-37			2437-38			2438-39			2439-40			2440-41			2441-42			2442-43			2443-44			2444-45			2445-46			2446-47			2447-48			2448-49			2449-50			2450-51			2451-52			2452-53			2453-54			2454-55			2455-56			2456-57			2457-58			2458-59			2459-60			2460-61			2461-62			2462-63			2463-64			2464-65			2465-66			2466-67			2467-68			2468-69			2469-70			2470-71			2471-72			2472-73			2473-74			2474-75			2475-76			2476-77			2477-78			2478-79			2479-80			2480-81			2481-82			2482-83			2483-84			2484-85			2485-86			2486-87			2487-88			2488-89			2489-90			2490-91			2491-92			2492-93			2493-94			2494-95			2495-96			2496-97			2497-98			2498-99			2499-00			2500-01			2501-02			2502-03			2503-04			2504-05			2505-06			2506-07			2507-08			2508-09			2509-10			2510-11			2511-12			2512-13			2513-14			2514-15			2515-16			2516-17			2517-18			2518-19			2519-20			2520-21			2521-22			2522-23			2523-24			2524-25			2525-26			2526-27			2527-28			2528-29			2529-30			2530-31			2531-32			2532-33			2533-34			2534-35			2535-36			2536-37			2537-38			2538-39			2539-40			2540-41			2541-42			2542-43			2543-44			2544-45			2545-46			2546-47			2547-48			2548-49			2549-50			2550-51			2551-52			2552-53			2553-54			2554-55			2555-56			2556-57			2557-58			2558-59			2559-60			2560-61			2561-62			2562-63			2563-64			2564-65			2565-66			2566-67			2567-68			2568-69			2569-70			2570-71			2571-72			2572-73			2573-74			2574-75			2575-76			2576-77			2577-78			2578-79			2579-80			2580-81			2581-82			2582-83			2583-84			2584-85			2585-86			2586-87			2587-88			2588-89			2589-90			2590-91			2591-92			2592-93			2593-94			2594-95			2595-96			2596-97			2597-98			2598-99			2599-00			2600-01			2601-02			2602-03			2603-04			2604-05			2605-06			2606-07			2607-08			2608-09			2609-10			2610-11			2611-12			2612-13			2613-14			2614-15			2615-16			2616-17			2617-18			2618-19			2619-20			2620-21			2621-22			2622-23			2623-24			2624-25			2625-26			2626-27			2627-28			2628-29			2629-30			2630-31			2631-32			2632-33			2633-34			2634-35			2635-36			2636-37			2637-38			2638-39			2639-40			2640-41			2641-42			2642-43			2643-44			2644-45			2645-46			2646-47			2647-48			2648-49			2649-50			2650-51			2651-52			2652-53			2653-54			2654-55			2655-56			2656-57			2657-58			2658-59			2659-60			2660-61			2661-62			2662-63			2663-64			2664-65			2665-66			2666-67			2667-68			2668-69			2669-70			2670-71			2671-72			2672-73			2673-74			2674-75			2675-76			2676-77			2677-78			2678-79			2679-80			2680-81			2681-82			2682-83			2683-84			2684-85			2685-86			2686-87			2687-88			2688-89			2689-90			2690-91			2691-92			2692-93			2693-94			2694-95			2695-96			2696-97			2697-98			2698-99			2699-00			2700-01			2701-02			2702-03			2703-04			2704-05			2705-06			2706-07			2707-08			2708-09			2709-10			2710-11			2711-12			2712-13			2713-14			2714-15			2715-16			2716-17			2717-18			2718-19			2719-20			2720-21			2721-22			2722-23			2723-24			2724-25			2725-26			2726-27			2727-28			2728-29			2729-30			2730-31			2731-32			2732-33			2733-34			2734-35			2735-36			2736-37			2737-38			2738-39			2739-40			2740-41			2741-42			2742-43			2743-44			2744-45			2745-46			2746-47			2747-48			2748-49			2749-50			2750-51			2751-52			2752-53			2753-54			2754-55			2755-56			2756-57			2757-58			2758-59			2759-60			2760-61			2761-62			2762-63			2763-64			2764-65			2765-66			2766-67			2767-68			2768-69			2769-70			2770-71			2771-72			2772-73			2773-74			2774-75			2775-76			2776-77			2777-78			2778-79			2779-80			2780-81			2781-82			2782-83			2783-84			2784-85			2785-86			2786-87			2787-88			2788-89			2789-90			2790-91			2791-92			2792-93			2793-94			2794-95			2795-96			2796-97			2797-98			2798-99			2799-00			2800-01			2801-02			2802-03			2803-04			2804-05			2805-06			2806-07			2807-08			2808-09			2809-10			2810-11			2811-12			2812-13			2813-14			2814-15			2815-16			2816-17			2817-18			2818-19			2819-20			2820-21			2821-22			2822-23			2823-24			2824-25			2825-26			2826-27			2827-28			2828-29			2829-30			2830-31			2831-32			2832-33			2833-34			2834-35			2835-36			2836-37			2837-38			2838-39			2839-40			2840-41			2841-42			2842-43			2843-44			2844-45			2845-46			2846-47		
--	--	---------	--	--	--	--	--	--	--	--	--	--	--	--	---------	--	--	---------	--	--	---------	--	--	---------	--	--	---------	--	--	---------	--	--	---------	--	--	---------	--	--	---------	--	--	---------	--	--	---------	--	--	---------	--	--	---------	--	--	---------	--	--	---------	--	--	---------	--	--	---------	--	--	---------	--	--	---------	--	--	---------	--	--	---------	--	--	---------	--	--	---------	--	--	---------	--	--	---------	--	--	---------	--	--	---------	--	--	---------	--	--	---------	--	--	---------	--	--	---------	--	--	---------	--	--	---------	--	--	---------	--	--	---------	--	--	---------	--	--	---------	--	--	---------	--	--	---------	--	--	---------	--	--	---------	--	--	---------	--	--	---------	--	--	---------	--	--	---------	--	--	---------	--	--	---------	--	--	---------	--	--	---------	--	--	---------	--	--	---------	--	--	---------	--	--	---------	--	--	---------	--	--	---------	--	--	---------	--	--	---------	--	--	---------	--	--	---------	--	--	---------	--	--	---------	--	--	---------	--	--	---------	--	--	---------	--	--	---------	--	--	---------	--	--	---------	--	--	---------	--	--	---------	--	--	---------	--	--	---------	--	--	---------	--	--	---------	--	--	---------	--	--	---------	--	--	---------	--	--	---------	--	--	---------	--	--	---------	--	--	---------	--	--	---------	--	--	---------	--	--	---------	--	--	---------	--	--	---------	--	--	---------	--	--	---------	--	--	---------	--	--	---------	--	--	---------	--	--	---------	--	--	---------	--	--	---------	--	--	---------	--	--	---------	--	--	---------	--	--	---------	--	--	---------	--	--	---------	--	--	---------	--	--	---------	--	--	---------	--	--	---------	--	--	---------	--	--	---------	--	--	---------	--	--	---------	--	--	---------	--	--	---------	--	--	---------	--	--	---------	--	--	---------	--	--	---------	--	--	---------	--	--	---------	--	--	---------	--	--	---------	--	--	---------	--	--	---------	--	--	---------	--	--	---------	--	--	---------	--	--	---------	--	--	---------	--	--	---------	--	--	---------	--	--	---------	--	--	---------	--	--	---------	--	--	---------	--	--	---------	--	--	---------	--	--	---------	--	--	---------	--	--	---------	--	--	---------	--	--	---------	--	--	---------	--	--	---------	--	--	---------	--	--	---------	--	--	---------	--	--	---------	--	--	---------	--	--	---------	--	--	---------	--	--	---------	--	--	---------	--	--	---------	--	--	---------	--	--	---------	--	--	---------	--	--	---------	--	--	---------	--	--	---------	--	--	---------	--	--	---------	--	--	---------	--	--	---------	--	--	---------	--	--	---------	--	--	---------	--	--	---------	--	--	---------	--	--	---------	--	--	---------	--	--	---------	--	--	---------	--	--	---------	--	--	---------	--	--	---------	--	--	---------	--	--	---------	--	--	---------	--	--	---------	--	--	---------	--	--	---------	--	--	---------	--	--	---------	--	--	---------	--	--	---------	--	--	---------	--	--	---------	--	--	---------	--	--	---------	--	--	---------	--	--	---------	--	--	---------	--	--	---------	--	--	---------	--	--	---------	--	--	---------	--	--	---------	--	--	---------	--	--	---------	--	--	---------	--	--	---------	--	--	---------	--	--	---------	--	--	---------	--	--	---------	--	--	---------	--	--	---------	--	--	---------	--	--	---------	--	--	---------	--	--	---------	--	--	---------	--	--	---------	--	--	---------	--	--	---------	--	--	---------	--	--	---------	--	--	---------	--	--	---------	--	--	---------	--	--	---------	--	--	---------	--	--	---------	--	--	---------	--	--	---------	--	--	---------	--	--	---------	--	--	---------	--	--	---------	--	--	---------	--	--	---------	--	--	---------	--	--	---------	--	--	---------	--	--	---------	--	--	---------	--	--	---------	--	--	---------	--	--	---------	--	--	---------	--	--	---------	--	--	---------	--	--	---------	--	--	---------	--	--	---------	--	--	---------	--	--	---------	--	--	---------	--	--	---------	--	--	---------	--	--	---------	--	--	---------	--	--	---------	--	--	---------	--	--	---------	--	--	---------	--	--	---------	--	--	---------	--	--	---------	--	--	---------	--	--	---------	--	--	---------	--	--	---------	--	--	---------	--	--	---------	--	--	---------	--	--	---------	--	--	---------	--	--	---------	--	--	---------	--	--	---------	--	--	---------	--	--	---------	--	--	---------	--	--	---------	--	--	---------	--	--	---------	--	--	---------	--	--	---------	--	--	---------	--	--	---------	--	--	---------	--	--	---------	--	--	---------	--	--	---------	--	--	---------	--	--	---------	--	--	---------	--	--	---------	--	--	---------	--	--	---------	--	--	---------	--	--	---------	--	--	---------	--	--	---------	--	--	---------	--	--	---------	--	--	---------	--	--	---------	--	--	---------	--	--	---------	--	--	---------	--	--	---------	--	--	---------	--	--	---------	--	--	---------	--	--	---------	--	--	---------	--	--	---------	--	--	---------	--	--	---------	--	--	---------	--	--	---------	--	--	---------	--	--	---------	--	--	---------	--	--	---------	--	--	---------	--	--	---------	--	--	---------	--	--	---------	--	--	---------	--	--	---------	--	--	---------	--	--	---------	--	--	---------	--	--	---------	--	--	---------	--	--	---------	--	--	---------	--	--	---------	--	--	---------	--	--	---------	--	--	---------	--	--	---------	--	--	---------	--	--	---------	--	--	---------	--	--	---------	--	--	---------	--	--	---------	--	--	---------	--	--	---------	--	--	---------	--	--	---------	--	--	---------	--	--	---------	--	--	---------	--	--	---------	--	--	---------	--	--	---------	--	--	---------	--	--	---------	--	--	---------	--	--	---------	--	--	---------	--	--	---------	--	--	---------	--	--	---------	--	--	---------	--	--	---------	--	--	---------	--	--	---------	--	--	---------	--	--	---------	--	--	---------	--	--	---------	--	--	---------	--	--	---------	--	--	---------	--	--	---------	--	--	---------	--	--	---------	--	--	---------	--	--	---------	--	--	---------	--	--	---------	--	--	---------	--	--	---------	--	--	---------	--	--	---------	--	--	---------	--	--	---------	--	--	---------	--	--	---------	--	--	---------	--	--	---------	--	--	---------	--	--	---------	--	--	---------	--	--	---------	--	--	---------	--	--	---------	--	--	---------	--	--	---------	--	--	---------	--	--	---------	--	--	---------	--	--	---------	--	--	---------	--	--	---------	--	--	---------	--	--	---------	--	--	---------	--	--	---------	--	--	---------	--	--	---------	--	--	---------	--	--	---------	--	--	---------	--	--	---------	--	--	---------	--	--	---------	--	--	---------	--	--	---------	--	--	---------	--	--	---------	--	--	---------	--	--	---------	--	--	---------	--	--	---------	--	--	---------	--	--	---------	--	--	---------	--	--	---------	--	--	---------	--	--	---------	--	--	---------	--	--	---------	--	--	---------	--	--	---------	--	--	---------	--	--	---------	--	--	---------	--	--	---------	--	--	---------	--	--	---------	--	--	---------	--	--	---------	--	--	---------	--	--	---------	--	--	---------	--	--	---------	--	--	---------	--	--	---------	--	--	---------	--	--	---------	--	--	---------	--	--	---------	--	--	---------	--	--	---------	--	--	---------	--	--	---------	--	--	---------	--	--	---------	--	--	---------	--	--	---------	--	--	---------	--	--	---------	--	--	---------	--	--	---------	--	--	---------	--	--	---------	--	--	---------	--	--	---------	--	--	---------	--	--	---------	--	--	---------	--	--	---------	--	--	---------	--	--	---------	--	--	---------	--	--	---------	--	--	---------	--	--	---------	--	--	---------	--	--	---------	--	--	---------	--	--	---------	--	--	---------	--	--	---------	--	--	---------	--	--	---------	--	--	---------	--	--	---------	--	--	---------	--	--	---------	--	--	---------	--	--	---------	--	--	---------	--	--	---------	--	--	---------	--	--	---------	--	--	---------	--	--	---------	--	--	---------	--	--	---------	--	--	---------	--	--	---------	--	--	---------	--	--	---------	--	--	---------	--	--	---------	--	--	---------	--	--	---------	--	--	---------	--	--	---------	--	--	---------	--	--	---------	--	--	---------	--	--	---------	--	--	---------	--	--	---------	--	--	---------	--	--	---------	--	--	---------	--	--	---------	--	--	---------	--	--	---------	--	--	---------	--	--	---------	--	--	---------	--	--	---------	--	--	---------	--	--	---------	--	--	---------	--	--	---------	--	--	---------	--	--	---------	--	--	---------	--	--	---------	--	--	---------	--	--	---------	--	--	---------	--	--	---------	--	--	---------	--	--	---------	--	--	---------	--	--	---------	--	--	---------	--	--	---------	--	--	---------	--	--	---------	--	--	---------	--	--	---------	--	--	---------	--	--	---------	--	--	---------	--	--	---------	--	--	---------	--	--	---------	--	--	---------	--	--	---------	--	--	---------	--	--	---------	--	--	---------	--	--	---------	--	--	---------	--	--	---------	--	--	---------	--	--	---------	--	--	---------	--	--	---------	--	--	---------	--	--	---------	--	--	---------	--	--	---------	--	--	---------	--	--	---------	--	--	---------	--	--	---------	--	--	---------	--	--	---------	--	--	---------	--	--	---------	--	--	---------	--	--	---------	--	--	---------	--	--	---------	--	--	---------	--	--	---------	--	--	---------	--	--	---------	--	--	---------	--	--	---------	--	--	---------	--	--	---------	--	--	---------	--	--	---------	--	--	---------	--	--	---------	--	--	---------	--	--	---------	--	--	---------	--	--	---------	--	--	---------	--	--	---------	--	--	---------	--	--	---------	--	--	---------	--	--	---------	--	--	---------	--	--	---------	--	--	---------	--	--	---------	--	--	---------	--	--	---------	--	--	---------	--	--	---------	--	--	---------	--	--	---------	--	--	---------	--	--	---------	--	--	---------	--	--	---------	--	--	---------	--	--	---------	--	--	---------	--	--	---------	--	--	---------	--	--	---------	--	--	---------	--	--	---------	--	--	---------	--	--	---------	--	--	---------	--	--	---------	--	--	---------	--	--	---------	--	--	---------	--	--	---------	--	--	---------	--	--	---------	--	--	---------	--	--	---------	--	--	---------	--	--	---------	--	--	---------	--	--	---------	--	--	---------	--	--	---------	--	--	---------	--	--	---------	--	--	---------	--	--	---------	--	--	---------	--	--	---------	--	--	---------	--	--	---------	--	--	---------	--	--	---------	--	--	---------	--	--	---------	--	--	---------	--	--	---------	--	--	---------	--	--	---------	--	--	---------	--	--	---------	--	--	---------	--	--	---------	--	--	---------	--	--	---------	--	--	---------	--	--	---------	--	--	---------	--	--	---------	--	--	---------	--	--	---------	--	--	---------	--	--	---------	--	--	---------	--	--	---------	--	--	---------	--	--	---------	--	--	---------	--	--	---------	--	--	---------	--	--	---------	--	--	---------	--	--	---------	--	--	---------	--	--	---------	--	--	---------	--	--	---------	--	--	---------	--	--	---------	--	--	---------	--	--	---------	--	--	---------	--	--	---------	--	--	---------	--	--	---------	--	--	---------	--	--	---------	--	--	---------	--	--	---------	--	--	---------	--	--	---------	--	--	---------	--	--	---------	--	--	---------	--	--	---------	--	--	---------	--	--	---------	--	--	---------	--	--	---------	--	--	---------	--	--	---------	--	--	---------	--	--	---------	--	--	---------	--	--	---------	--	--	---------	--	--	---------	--	--	---------	--	--	---------	--	--	---------	--	--	---------	--	--	---------	--	--	---------	--	--	---------	--	--	---------	--	--	---------	--	--	---------	--	--	---------	--	--	---------	--	--	---------	--	--	---------	--	--	---------	--	--	---------	--	--	---------	--	--	---------	--	--	---------	--	--	---------	--	--	---------	--	--	---------	--	--	---------	--	--	---------	--	--	---------	--	--	---------	--	--	---------	--	--	---------	--	--	---------	--	--	---------	--	--	---------	--	--	---------	--	--	---------	--	--	---------	--	--	---------	--	--	---------	--	--	---------	--	--	---------	--	--	---------	--	--	---------	--	--	---------	--	--	---------	--	--	---------	--	--	---------	--	--	---------	--	--	---------	--	--	---------	--	--	---------	--	--	---------	--	--	---------	--	--	---------	--	--	---------	--	--	---------	--	--	---------	--	--	---------	--	--	---------	--	--	---------	--	--	---------	--	--	---------	--	--	---------	--	--	---------	--	--	---------	--	--	---------	--	--	---------	--	--	---------	--	--	---------	--	--	---------	--	--	---------	--	--	---------	--	--	---------	--	--	---------	--	--	---------	--	--	---------	--	--	---------	--	--	---------	--	--	---------	--	--	---------	--	--	---------	--	--	---------	--	--	---------	--	--	---------	--	--	---------	--	--	---------	--	--	---------	--	--	---------	--	--	---------	--	--	---------	--	--	---------	--	--	---------	--	--	---------	--	--	---------	--	--	---------	--	--	---------	--	--	---------	--	--	---------	--	--	---------	--	--	---------	--	--	---------	--	--	---------	--	--	---------	--	--	---------	--	--	---------	--	--	---------	--	--	---------	--	--	---------	--	--	---------	--	--	---------	--	--	---------	--	--	---------	--	--	---------	--	--	---------	--	--	---------	--	--	---------	--	--

GAME-BY-GAME

[illegible]



SEASON STATS

PPG	RPG	APG	FG%	3FG%	FT%
14.2	4.8	4.1	.460	.325	.725

PERSONAL BENCHMARKS

	Season	Career
Games	25	88 (25*)
Starts	25	58 (25*)
Double-Figure Points	19	38 (19*)
20+ Points	7	9 (7*)
Double-Figure Rebounds	3	4 (3*)

*at ISU

Consecutive Games Started	25
Consecutive Games w/10+ points	3
Consecutive Games w/20+ points	1
Consecutive Games with a 3-pointer	3
Consecutive Free Throws Made	-

2023-24 PLAYER TRENDS

Team Record w/10+ Points	16-3
Team Record w/20+ Points	6-1
Team Record w/10+ Rebounds	3-0

UPCOMING MILESTONES

- Nine Points from 800 in his career.

BEST PERFORMANCES

- **vs. Texas Tech:** Turned in his seventh 20-plus point game of the year with 24, while adding eight rebounds and five assists.
- **at No. 18 Baylor:** Hit a career-high five 3-pointers, as he tallied 24 points.
- **vs. New Hampshire:** Recorded the eighth triple-double in ISU history with 10 points, 10 rebounds and 11 assists.
- **vs. Iowa:** Tied his career-high with 25 points, while adding six assists, five rebounds and three steals.
- **vs. Green Bay:** Went for 17 points, three rebounds, two assists and two steals in his Cyclone debut.
- **vs. Washington State:** Tallied a career-high 25 points, going 10-of-15 from the field.

SEASON HIGHS

Points:	25 vs. Iowa (12/7/23)
FG:	8, four times
FGA:	16, twice
3FG:	5 at No. 18 Baylor (2/3/24)
3FGA:	7 vs. Texas Tech (2/17/24)
FT:	12 vs. VCU (11/23/23)
FTA:	15 vs. VCU (11/23/23)
Off. Reb:	4, twice
Def. Reb:	10 vs. Kansas State (1/24/24)
Reb:	13 vs. Kansas State (1/24/24)
Assists:	11 vs. New Hampshire (12/31/23)
Blocks:	1, twice
Steals:	4, twice
Minutes:	36:49 at No. 19 TCU (1/20/24)

CAREER HIGHS

Points:	25, twice
FG:	10 vs. Washington State (12/10/22)
FGA:	16 vs. Iowa (12/7/23)
3FG:	5 at No. 18 Baylor (2/3/24)
3FGA:	7 vs. Texas Tech (2/17/24)
FT:	12 vs. VCU (11/23/23)
FTA:	15 vs. VCU (11/23/23)
Off. Reb:	4 vs. VCU (11/23/23)
Def. Reb:	10 vs. Kansas State (1/24/24)
Reb:	13 vs. Kansas State (1/24/24)
Assists:	11 vs. New Hampshire (12/31/23)
Blocks:	1, nine times
Steals:	4, six times
Minutes:	36:49 at No. 19 TCU (1/20/24)

GILBERT QUICK HITS

- Named the Big 12 Newcomer of the Week (Dec. 11) following back-to-back 20-plus point games against Iowa and Prairie View A&M.
- Started 29 games for UNLV last season, ranking second on the team in scoring with 11.4 points per game.
- As a freshman at UNLV, led the Runnin' Rebels with 1.2 steals per game, ranking ninth in the Mountain West.
- Brother, Kendrick, also played basketball at UNLV.
- Helped Vashon High School to the state championship his senior season, averaging 13.2 points per game and shooting 55.5 percent.

CAREER STATISTICS

				Field Goals		3-Point		F-Throws		Rebounds							Scoring			
SEASON	TEAM	GP-GS	MIN/AVG	FG-FGA	FG%	3FG-3FGA	3FG%	FT-FTA	F%	OFF	DEF	TOT	AVG	PF-FO	A	TO	BLK	STL	PTS	AVG
2021-22	UNLV	32-4	459/14.3	28-82	.341	7-25	.280	20-29	.690	28	47	75	2.3	66-1	53	42	4	38	875	27.0
2022-23	UNLV	31-29	852/27.5	122-263	.464	28-73	.384	81-104	.779	29	90	119	3.8	61-1	98	87	3	52	353	11.4
2023-24	IowaSt	25-25	762/30.5	115-250	.460	25-77	.325	100-138	.725	25	94	119	4.8	55-1	103	69	2	41	355	14.2
TOTAL For IowaSt		25-25	762/30.5	115-250	.460	25-77	.325	100-138	.725	25	94	119	4.8	55-1	103	69	2	41	355	14.2
TOTAL		88-58	2073/23.6	265-595	.445	60-175	.343	201-271	.742	82	231	313	3.6	182-3	254	198	9	131	791	9.0

GAME-BY-GAME

[illegible]



SEASON STATS

PPG	RPG	APG	FG%	3FG%	FT%
1.5	1.5	0.3	.400	.000	1.000

PERSONAL BENCHMARKS

	Season	Career
Games	4	4
Starts	-	-
Double-Figure Points	-	-
20+ points	-	-
Double-Figure Rebounds	-	-
Double-Doubles	-	-
4+ Blocks	-	-

- Consecutive Games Started
- Consecutive Games w/10+ points
- Consecutive Games w/20+ points
- Consecutive Games w/a block

2023-24 PLAYER TRENDS

- Team Record w/10+ Points -
- Team Record w/20+ Points -
- Team Record w/10+ Rebounds -

UPCOMING MILESTONES

-

BEST PERFORMANCES

- **vs. Lindenwood:** Scored a career-high four points and had a blocked shot.
- **vs. Green Bay:** Grabbed three rebounds in his collegiate debut.

CAREER HIGHS

Points:	4 vs. Lindenwood (11/9/23)
FG:	2 vs. Lindenwood (11/9/23)
FGA:	2, twice
3FG:	-
3FGA:	-
FT:	2 vs. Green Bay (11/6/23)
FTA:	2 vs. Green Bay (11/6/23)
Off. Reb:	2 vs. Green Bay (11/6/23)
Def. Reb:	2 vs. Grambling State (11/19/23)
Reb:	3 vs. Green Bay (11/6/23)
Assists:	1 vs. Idaho State (11/12/23)
Blocks:	1 vs. Lindenwood (11/9/23)
Steals:	-
Minutes:	7:25 vs. Grambling State (11/19/23)

FISH QUICK HITS

- Had surgery on his left shoulder on Dec. 26 and will miss the remainder of the season.
- Helped Staley High School to a 24-2 record as a senior, including an undefeated record in conference play.
- Scored over 1,000 points in his high school career.
- On the AAU circuit, he teamed with Omaha Biliew on MoKan Elite, helping them to the Peach Jam title.
- In the championship game of the Peach Jam, Fish scored a team-high 13 points.
- Has a twin brother.

CAREER STATISTICS

				Field Goals		3-Point		F-Throws		Rebounds								Scoring		
SEASON	TEAM	GP-GS	MIN/AVG	FG-FGA	FG%	3FG-3FGA	3FG%	FT-FTA	FT%	OFF	DEF	TOT	AVG	PF-FO	A	TO	BLK	STL	PTS	AVG
2023-24	IowaSt	4-0	18/4.6	2-5	.400	0-0	.000	2-2	1.000	3	3	6	1.5	4-0	1	1	1	0	6	1.5
TOTAL		4-0	18/4.6	2-5	.400	0-0	.000	2-2	1.000	3	3	6	1.5	4-0	1	1	1	0	6	1.5

GAME-BY-GAME

[illegible]



SEASON STATS

PPG	RPG	APG	FG%	3FG%	FT%
8.6	4.6	1.0	.638	-	.500

PERSONAL BENCHMARKS

	Season	Career
Games	25	138 (92*)
Starts	22	72 (35*)
Double-Figure Points	8	36 (18*)
20+ points	-	2 (0*)
Double-Figure Rebounds	-	3 (1*)
Double-Doubles	-	3 (1*)
4+ Blocks	-	1 (0*)

*at ISU

Consecutive Games Started	22
Consecutive Games w/10+ points	2
Consecutive Games w/20+ points	-
Consecutive Games w/a block	1

2023-24 PLAYER TRENDS

Team Record w/10+ Points	7-1
Team Record w/20+ Points	-
Team Record w/10+ Rebounds	-

UPCOMING MILESTONES

- Three Rebounds from 550 in his career.
- Five Steals from 100 in his career.
- 11 Field Goals from 400 in his career.

BEST PERFORMANCES

- **vs. Eastern Illinois:** Scored 16 points, while adding six rebounds and two blocked shots.
- **vs. Iowa:** Tallied 18 points and six rebounds in the victory.
- **vs. VCU:** Was 6-of-7 from the field with 12 points and five rebounds.
- **at Iowa:** Turned in his first double-double at Iowa State with 11 points and 10 rebounds.
- **at Kansas State:** Was 4-for-4 and finished with eight points off the bench, while also pulling down four boards.
- **vs. Regis:** Scored a career-high 23 points while at Denver.

SEASON HIGHS

Points:	18 vs. Iowa (12/7/23)
FG:	6, five times
FGA:	11 at Texas (2/6/24)
3FG:	-
3FGA:	-
FT:	6 vs. Iowa (12/7/23)
FTA:	10, twice
Off. Reb:	6 at No. 18 Baylor (2/3/24)
Def. Reb:	5, twice
Reb:	8, twice
Assists:	3, twice
Blocks:	3 vs. Grambling State (11/19/23)
Steals:	3, twice
Minutes:	30:59 vs. VCU (11/23/23)

CAREER HIGHS

Points:	23 vs. Regis (11/28/20)
FG:	10, twice
FGA:	19 vs. Regis (11/28/20)
3FG:	-
3FGA:	-
FT:	7 at South Dakota (1/5/20)
FTA:	11 at South Dakota (1/5/20)
Off. Reb:	6, twice
Def. Reb:	9 vs. Omaha (2/27/21)
Reb:	11 vs. South Dakota State (1/8/20)
Assists:	5, twice
Blocks:	5 vs. Omaha (2/27/21)
Steals:	3, three times
Minutes:	35 vs. North Dakota State (3/7/20)

JONES QUICK HITS

- Transfer from Denver where he played in 46 games and made 37 starts.
- Brings a burst of energy to the floor, earning him the nickname "Big Rob Energy."
- Motor. Enthusiasm. Ability to run the floor ... Jones excels in those areas and is a physical defensive presence that proved during the recruiting process that his top priority was impacting a winning culture.
- Connected on nearly 57 percent of his field goal attempts at Denver.
- Son of Kenderick and Laura Jones.

CAREER STATISTICS

				Field Goals		3-Point		F-Throws		Rebounds			Scoring							
SEASON	TEAM	GP-GS	MIN/AVG	FG-FGA	FG%	3FG-3FGA	3FG%	FT-FTA	FT%	OFF	DEF	TOT	PTS	AVG						
2019-20	Denver	31-23	734/23.7	118-204	.578	0-0	.000	44-101	.436	56	91	147	4.7	88-2	25	57	11	25	280	9.0
2020-21	Denver	15-14	316/21.1	56-104	.538	0-0	.000	24-42	.571	20	55	75	5.0	48-5	7	27	14	9	136	9.1
2021-22	IowaSt	34-9	423/12.4	44-88	.500	0-0	.000	11-37	.297	34	49	83	2.4	60-2	28	26	15	13	99	2.9
2022-23	IowaSt	33-4	563/17.0	81-172	.471	0-0	.000	25-62	.403	58	69	127	3.8	89-2	29	45	12	22	187	5.7
2023-24	IowaSt	25-22	563/22.5	90-141	.638	0-0	.000	36-72	.500	62	53	115	4.6	52-1	24	26	23	26	216	8.6
TOTAL FOR IowaSt		92-35	1548/16.8	215-401	.536	0-0	.000	72-171	.421	154	171	325	3.5	201-5	81	97	50	61	502	5.5
TOTAL		138-72	2598/18.8	389-709	.549	0-0	.000	140-314	.446	230	317	547	4.0	337-12	113	181	75	95	918	6.7

GAME-BY-GAME

[illegible]

CADE KELDERMAN

 @cadekelderman

Freshman, Guard, 6-1, 180
Waukee, Iowa (Northwest HS)



PERSONAL BENCHMARKS

Season Career

Games	9	9
-------	---	---

2023-24 PLAYER TRENDS

- Team Record w/10+ Points -
- Team Record w/20+ Points -
- Team Record w/10+ Rebounds -

UPCOMING MILESTONES

■ —

BEST PERFORMANCES

- **vs. Eastern Illinois:** Hit his first field goal at ISU, connecting on 1-of-2 3-point attempts.
- **vs. Prairie View A&M:** Notched a career-high two steals in the victory.
- **vs. Grambling State:** Scored his first points as a Cyclone, going 2-for-2 at the free throw line while adding a steal.

CAREER HIGHS

Points:	3 vs. Eastern Illinois (12/21/23)
FG:	1 vs. Eastern Illinois (12/21/23)
FGA:	2 vs. Eastern Illinois (12/21/23)
3FG:	1 vs. Eastern Illinois (12/21/23)
3FGA:	2 vs. Eastern Illinois (12/21/23)
FT:	2 vs. Grambling State (11/19/23)
FTA:	2 vs. Grambling State (11/19/23)
Off. Reb:	-
Def. Reb:	1 vs. Lindenwood (11/9/23)
Reb:	1 vs. Lindenwood (11/9/23)
Assists:	-
Blocks:	-
Steals:	2 vs. Prairie View A&M (12/10/23)
Minutes:	3:10 vs. Eastern Illinois (12/21/23)

KELDERMAN QUICK HITS

- Started all 51 games his junior and senior seasons at Northwest High School.
- Led the Wolves to the Iowa State Tournament both years, advancing to the championship game as a senior.
- Was second on the team in scoring at 16.7 points per game, while also averaging 5.8 assists, 3.4 rebounds and 1.5 steals per game.
- His two sisters, Peyton and Lindsey, play basketball at Northwest Missouri State.

CAREER STATISTICS

				Field Goals		3-Point		F-Throws		Rebounds								Scoring		
SEASON	TEAM	GP-GS	MIN/AVG	FG-FGA	FG%	3FG-3FGA	3FG%	FT-FTA	FT%	OFF	DEF	TOT	AVG	PF-FO	A	TO	BLK	STL	PTS	AVG
2023-24	IowaSt	9-0	18/2.0	1-3	.333	1-2	.500	2-2	1.000	0	1	1	0.1	0-0	0	0	0	3	5	0.6
TOTAL		9-0	18/2.0	1-3	.333	1-2	.500	2-2	1.000	0	1	1	0.1	0-0	0	0	0	3	5	0.6

GAME-BY-GAME

[illegible]



SEASON STATS

PPG	RPG	APG	FG%	3FG%	FT%
12.0	3.2	1.2	.447	.385	.836

PERSONAL BENCHMARKS

	Season	Career
Games	25	25
Starts	25	25
Double-Figure Points	20	20
20+ points	1	1
Double-Figure Rebounds	-	-
Double-Doubles	-	-
5+ 3-Pointers	1	1

Consecutive Games Started	25
Consecutive Games w/10+ points	1
Consecutive Games w/20+ points	-
Consecutive Games w/a 3-Pointer	-
Consecutive Free Throws Made	-

2023-24 PLAYER TRENDS

Team Record w/10+ Points	15-5
Team Record w/20+ Points	0-1

UPCOMING MILESTONES

- 19 Minutes from 800 this season.

BEST PERFORMANCES

- **vs. Kansas State:** Led the Cyclones with 19 points, while adding four rebounds and two steals.
- **vs. Florida A&M:** Tallied 14 points, while dishing out a career-high four assists.
- **vs. No. 12 Texas A&M:** Tallied 15 points on four 3-pointers.
- **vs. Virginia Tech:** Scored a career-high 21 points on 7-of-10 shooting, while knocking down three 3-pointers.
- **vs. Lindenwood:** In his second career game, went for 17 points on 7-of-12 shooting, including three 3-pointers. Just the second freshman in ISU history with 17-plus points in first two games of freshman season.
- **vs. Green Bay:** In his ISU debut, went 6-of-7 from 3-point range, finishing with 18 points and seven rebounds.

CAREER HIGHS

Points:	21 vs. Virginia Tech (11/24/23)
FG:	7, twice
FGA:	14 vs. No. 12 Texas A&M (11/26/23)
3FG:	6 vs. Green Bay (11/6/23)
3FGA:	13 vs. No. 12 Texas A&M (11/26/23)
FT:	6, twice
FTA:	8 vs. Kansas State (1/24/24)
Off. Reb:	3 at Texas (2/6/24)
Def. Reb:	7, twice
Reb:	8 vs. Prairie View A&M (12/10/23)
Assists:	4 vs. Florida A&M (12/17/23)
Blocks:	3 vs. Prairie View A&M (12/10/23)
Steals:	4 at No. 19 TCU (1/20/24)
Minutes:	37:01 vs. No. 2 Houston (1/9/24)

MOMCILOVIC QUICK HITS

- Led Pewaukee High School to three-straight state championships to end his high school career. Scored a game-high 23 points and had nine rebounds in the championship game his senior year.
- Scored over 2,000 points in his high school career, averaging 23.4 points and 10 rebounds per game as a senior.
- Invited to USA Basketball U19 FIBA World Cup Training Camp with teammates Omaha Biliew and Jackson Paveletzke over the summer.

CAREER STATISTICS

				Field Goals		3-Point		F-Throws		Rebounds								Scoring		
SEASON	TEAM	GP-GS	MIN/AVG	FG-FGA	FG%	3FG-3FGA	3FG%	FT-FTA	FT%	OFF	DEF	TOT	AVG	PF-FO	A	TO	BLK	STL	PTS	AVG
2023-24	IowaSt	25-25	781/31.2	105-235	.447	45-117	.385	46-55	.836	12	69	81	3.2	43-0	29	22	10	17	301	12.0
TOTAL		25-25	781/31.2	105-235	.447	45-117	.385	46-55	.836	12	69	81	3.2	43-0	29	22	10	17	301	12.0

GAME-BY-GAME

[illegible]



SEASON STATS

PPG	RPG	APG	FG%	3FG%	FT%
0.0	0.3	0.1	.000	.000	.000

PERSONAL BENCHMARKS

	Season	Career
Games	7	16

2023-24 PLAYER TRENDS

- Team Record w/10+ Points -
- Team Record w/20+ Points -
- Team Record w/10+ Rebounds -

UPCOMING MILESTONES

- —

BEST PERFORMANCES

- **vs. Green Bay:** Had a rebound in the season opener.
- **vs. IUPUI:** Grabbed two rebounds off the bench, while also drawing two charges in his Iowa State debut.
- **at Missouri:** Scored his first career point, going 1-of-2 at the charity stripe.

SEASON HIGHS

Points:	-
FG:	-
FGA:	1 vs. Green Bay (11/6/23)
3FG:	-
3FGA:	-
FT:	-
FTA:	2 vs. Prairie View A&M (12/10/23)
Off. Reb:	1, twice
Def. Reb:	-
Reb:	1, twice
Assists:	1 vs. Lindenwood (11/9/23)
Blocks:	-
Steals:	-
Minutes:	1:46 vs. Grambling State (11/19/23)

CAREER HIGHS

Points:	1 at Missouri (1/28/23)
FG:	-
FGA:	2 vs. North Carolina A&T (11/13/22)
3FG:	-
3FGA:	1 at Missouri (1/28/23)
FT:	1 at Missouri (1/28/23)
FTA:	2, twice
Off. Reb:	1, four times
Def. Reb:	2 vs. IUPUI (11/7/22)
Reb:	2, twice
Assists:	1 vs. Lindenwood (11/9/23)
Blocks:	-
Steals:	-
Minutes:	3:44 vs. IUPUI (11/7/22)

HAWLEY QUICK HITS

- Joined team as a walk-on prior to the 2022-23 season.
- Designated as the Bench CEO (Chief Energy Officer), Hawley has his own designed seat on the bench.
- Was a member of the Kansas Jayhawk football team as a freshman, where he was a quarterback.
- Helped Raymore-Peculiar HS to a 25-4 record as a junior, winning the district championship.
- Led the Panthers to the Missouri Class 6 Football state championship as a senior. Threw for 2,722 yards and 26 touchdowns as a senior.
- Won the Simone Award, awarded to the best Kansas City metro area football player, as a senior. Was also all-state and the Missouri Offensive Player of the Year.

CAREER STATISTICS

				Field Goals		3-Point		F-Throws		Rebounds								Scoring			
SEASON	TEAM	GP-GS	MIN/AVG	FG-FGA	FG%	3FG-3FGA	3FG%	FT-FTA	FT%	OFF	DEF	TOT	AVG	PF-F	O	A	TO	BLK	STL	PTS	AVG
2022-23	IowaSt	9-0	17/1.8	0-4	.000	0-1	.000	1-2	.500	2	5	7	0.8	1-0	0	0	0	0	1	0.1	
2023-24	IowaSt	7-0	9/1.3	0-1	.000	0-0	.000	0-2	.000	2	0	2	0.3	1-0	1	0	0	0	0	0.0	
TOTAL		16-0	26/1.6	0-5	.000	0-1	.000	1-4	.250	4	5	9	0.6	2-0	1	0	0	0	1	0.1	

GAME-BY-GAME

[illegible]

Senior, Forward, 6-9, 230
St. Thomas, Barbados (VCU/
Springfield Central (Mass.) HS)



SEASON STATS

PPG	RPG	APG	FG%	3FG%	FT%
6.0	4.1	1.0	.583	-	.522

PERSONAL BENCHMARKS

	Season	Career
Games	16	118 (39*)
Starts	3	38 (3*)
Double-Figure Points	3	15 (3*)
20+ points	-	0 (0*)
Double-Figure Rebounds	-	6 (0*)
Double-Doubles	-	5 (0*)
4+ Blocks	1	13 (1*)
*at ISU		

- Consecutive Games Started
- Consecutive Games w/10+ points
- Consecutive Games w/20+ points
- Consecutive Games w/a block

2022-23 PLAYER TRENDS

Team Record w/10+ Points	2-1
Team Record w/10+ Rebounds	-
Team Record with Multiple Blocks	4-1

UPCOMING MILESTONES

- Four Blocks from 150 in his career.

BEST PERFORMANCES

- **vs. New Hampshire:** In his first game back after missing nine games, tallied 10 points, six rebounds and three blocked shots.
- **at Richmond:** Tied his career-high with 14 points, while tallying his first double-double of the 2021-22 season with 10 rebounds.
- **vs. Saint Peter's:** Set a career-high with 14 points in the 2021-22 season opener at VCU with 14 points, while adding nine rebounds and four blocked shots.
- **vs. Duquense:** Recorded a double-double for the second time in three games with 13 points and 10 rebounds, while adding five blocked shots and two steals.
- **vs. La Salle:** Had his first career double-double as a junior, finishing with 13 points and 10 rebounds on 6-of-7 shooting.

SEASON HIGHS

Points:	12, twice
FG:	6, twice
FGA:	9 vs. Oklahoma State (1/13/24)
3FG:	-
3FGA:	-
FT:	4 vs. Kansas State (1/24/24)
FTA:	4, twice
Off. Reb:	4 at No. 20 BYU (1/16/24)
Def. Reb:	4, twice
Reb:	7 at No. 11 Oklahoma (1/6/24)
Assists:	4 at No. 19 TCU (1/20/24)
Blocks:	4 at No. 18 Baylor (2/3/24)
Steals:	2, six times
Minutes:	21:30 vs. No. 7 Kansas (1/27/24)

CAREER HIGHS

Points:	14, twice
FG:	7 at Richmond (1-29-22)
FGA:	10, three times
3FG:	-
3FGA:	1, 12 times
FT:	5 vs. Old Dominion (12-20-20)
FTA:	6, twice
Off. Reb:	7 at St. Bonaventure (1-20-21)
Def. Reb:	8, twice
Reb:	10, six times
Assists:	4, three times
Blocks:	6 vs. St. Bonaventure (3-1-22)
Steals:	4 vs. Florida Atlantic (12-15-21)
Minutes:	35 vs. George Mason (2-20-21)

WARD QUICK HITS

- Injured his left foot in practice in December, missing nine non-conference games.
- Named to the 2021 Atlantic 10 All-Defensive team.
- During his junior year, he blocked multiple shots in 11 of his 29 games played.
- Ranked second in the A-10 and 21st nationally in blocked shots per game as a junior.
- Averaged 10.5 points, 6.3 rebounds and 2.2 blocked shots as a senior at Springfield Central (Mass.) High School.
- Helped the Golden Eagles to the MIAA State Division I Quarterfinals.
- Once blocked 22 shots in a game during his junior year of high school.

CAREER STATISTICS

				Field Goals		3-Point		F-Throws		Rebounds								Scoring		
SEASON	TEAM	GP-GS	MIN/AVG	FG-FGA	FG%	3FG-3FGA	3FG%	FT-FTA	FT%	OFF	DEF	TOT	AVG	PF-FO	A	TO	BLK	STL	PTS	AVG
2019-20	VCU	24-0	173/7.2	30-48	.625	0-0	.000	11-16	.688	11	37	48	2.0	30-1	7	11	15	5	71	3.0
2020-21	VCU	26-11	555/21.4	67-115	.583	0-6	.000	33-45	.733	41	92	133	5.1	60-0	26	35	61	16	167	6.4
2021-22	VCU	29-24	592/20.4	84-152	.553	0-6	.000	20-30	.667	43	97	140	4.8	72-3	23	42	43	26	188	6.5
2022-23	IowaSt	23-0	187/8.1	31-46	.674	0-1	.000	2-7	.286	24	27	51	2.2	33-0	7	12	10	14	64	2.8
2023-24	IowaSt	16-3	265/16.6	42-72	.583	0-0	.000	12-23	.522	30	36	66	4.1	43-1	16	12	17	19	96	6.0
TOTAL FOR IowaSt		39-3	452/11.6	73-118	.619	0-1	.000	14-30	.467	54	63	117	3.0	76-1	23	24	27	33	160	4.1
TOTAL		118-38	1771/15.0	254-433	.587	0-13	.000	78-121	.645	149	289	438	3.7	238-5	79	112	146	80	586	5.0

GAME-BY-GAME

[illegible]



SEASON STATS

PPG	RPG	APG	FG%	3FG%	FT%
2.8	1.4	0.3	.583	.000	.630

PERSONAL BENCHMARKS

	Season	Career
Games	16	16
Starts	-	-
Double-Figure Points	1	1
20+ points	-	-
Double-Figure Rebounds	-	-
Double-Doubles	-	-

- Consecutive Games Started
- Consecutive Games w/10+ points
- Consecutive Games w/20+ points

2023-24 PLAYER TRENDS

Team Record w/10+ Points	1-0
Team Record w/20+ Points	-
Team Record w/10+ Rebounds	-

UPCOMING MILESTONES

- —

BEST PERFORMANCES

- **vs. Prairie View A&M:** Went 5-of-9 at the charity stripe, finishing with nine points.
- **vs. Grambling State:** Nearly perfect from the field with 14 points on 6-of-7 shooting, while adding three boards and a steal.
- **vs. Idaho State:** Grabbed a career-high five rebounds, while also getting two steals.
- **vs. Lindenwood:** Scored six points, while grabbing two rebounds and dishing out two assists.
- **vs. Green Bay:** Scored four points, while adding a rebound and an assist in his collegiate debut.

CAREER HIGHS

Points:	14 vs. Grambling State (11/19/23)
FG:	6 vs. Grambling State (11/19/23)
FGA:	7 vs. Grambling State (11/19/23)
3FG:	-
3FGA:	2 vs. Green Bay (11/6/23)
FT:	5 vs. Prairie View A&M (12/10/23)
FTA:	9 vs. Prairie View A&M (12/10/23)
Off. Reb:	3 vs. Idaho State (11/12/23)
Def. Reb:	2, three times
Reb:	5 vs. Idaho State (11/12/23)
Assists:	2 vs. Lindenwood (11/9/23)
Blocks:	1 vs. Idaho State (11/12/23)
Steals:	2 vs. Idaho State (11/12/23)
Minutes:	20:03 vs. Grambling State (11/19/23)

BILIEW QUICK HITS

- The highest-ranked player in the modern era to ever sign with Iowa State, Biliew was ranked the No. 11 recruit by Rivals and ESPN, while ranking No. 13 by 247 Sports.
- Became the third Cyclone to ever play in the McDonald's All-American Game.
- A member of Team USA at the FIBA U19 World Cup and the Nike Hoops Summit.
- Led Waukee High School to a state championship as a sophomore and to the state semifinals his senior season. He averaged 22.1 points, 9.9 rebounds, 2.5 assists and 2.1 blocked shots as a senior.

CAREER STATISTICS

				Field Goals		3-Point		F-Throws		Rebounds										Scoring	
SEASON	TEAM	GP-GS	MIN/AVG	FG-FGA	FG%	3FG-3FGA	3FG%	FT-FTA	FT%	OFF	DEF	TOT	AVG	PF-FO	A	TO	BLK	STL	PTS	AVG	
2023-24	IowaSt	16-0	126/7.8	14-24	.583	0-2	.000	17-27	.630	10	13	23	1.4	17-1	5	6	1	6	45	2.8	
TOTAL		16-0	126/7.8	14-24	.583	0-2	.000	17-27	.630	10	13	23	1.4	17-1	5	6	1	6	45	2.8	

GAME-BY-GAME

[illegible]

2023-24 BOX SCORES

Official Basketball Box Score - Final
Green Bay at Iowa State11/06/23 James H. Hilton Coliseum, Ames, Iowa
2023-24 Men's BasketballGame Time: 7:02 PM
Game Duration: 1:50

Attendance: 13,360

Officials: Doug Simons, James Duke, John St. Clair

Green Bay - 44

Record: 0-1

NO. Name	Min	FG M-A	3P M-A	FT M-A	Rebounds OR DR TOT	Fouls PF FD	TP	AS	TO	ST	Blocks BS BA	+/-
1 Elijah Jones	F 28:27	1-2	1-1	0-0	1 4 5	2 3	3	0	3	0	0 1	-42
13 Marcus Hall	F 30:51	2-5	0-3	3-4	2 5 7	3 3	7	0	4	0	1 0	-40
34 Rich Byhre	F 30:27	2-10	1-9	0-0	0 1 1	1 0	5	0	0	0	0 0	-36
15 David Douglas Jr.	G 33:39	1-7	1-6	0-0	0 1 1	4 1	3	0	1	1	1 0	-28
21 Noah Reynolds	G 33:25	4-12	2-7	4-5	0 5 5	2 3	14	3	5	0	1 1	-35
0 Foster Wonders	22:48	3-8	3-6	2-2	1 0 1	2 1	11	0	1	0	0 0	-10
5 Amari Jenkins	07:41	0-0	0-0	1-3	0 2 2	1 4	1	0	0	1	1 0	-6
32 Ryan Wade	10:50	0-2	0-1	0-0	0 1 1	2 0	0	1	1	0	1 0	-9
22 Jacob Antchak	01:52	0-0	0-0	0-0	0 1 1	1 0	0	0	0	0	0 0	1
Team					2 3 5	0 1	0	1				
Totals		13-46	8-33	10-14	6 23 29	18 15 44	7	16	2	5	2	-41

Technical Fouls: NONE

Shooting By Period		
1st FG%	5-21	23.8%
3PT%	3-16	18.8%
FT%	5-6	83.3%
2nd FG%	8-25	32.0%
3PT%	5-17	29.4%
FT%	5-8	62.5%
GM FG%	13-46	28.3%
3PT%	8-33	24.2%
FT%	10-14	71.4%

Dead Ball Rebounds: 2, 0

Iowa State - 85

Record: 1-0

NO. Name	Min	FG M-A	3P M-A	FT M-A	Rebounds OR DR TOT	Fouls PF FD	TP	AS	TO	ST	Blocks BS BA	+/-
0 Tre King	F 22:11	5-9	0-1	3-4	4 4 8	2 3	13	1	0	0	0 1	33
22 Milan Momcilovic	F 28:17	6-9	6-7	0-0	0 7 7	0 1	18	1	0	1	1 0	44
24 Hason Ward	F 20:54	0-1	0-0	0-0	0 2 2	2 0	0	1	0	1	1 0	27
3 Tamin Lipsey	G 26:17	4-8	2-2	2-2	3 5 8	1 1	12	7	1	2	0 1	44
10 Keshon Gilbert	G 26:57	6-13	0-1	5-6	0 3 3	1 4	17	2	0	2	0 0	40
5 Curtis Jones	20:29	2-9	0-5	0-1	0 2 2	2 2	4	1	0	2	0 0	19
12 Robert Jones	14:42	4-4	0-0	0-3	3 2 5	0 3	8	2	0	1	0 0	16
33 Omaha Biliew	13:49	1-3	0-2	2-2	1 0 1	5 1	4	1	1	0	0 0	1
4 Demarion Watson	11:36	2-3	0-0	1-2	1 1 2	0 2	5	0	0	1	0 0	-1
1 Jackson Paveletzke	06:30	1-4	0-0	0-0	0 1 1	0 0	2	0	1	0	0 1	-3
11 Kayden Fish	04:24	0-1	0-0	2-2	2 1 3	2 1	2	0	0	0	0 0	-2
13 Cade Kelderman	02:15	0-1	0-0	0-0	0 0 0	0 0	0	0	0	0	0 1	-2
23 Conrad Hawley	01:39	0-1	0-0	0-0	0 1 0	1 0	0	0	0	0	0 0	-1
Team					0 1 1	0	0	1				
Totals		31-66	8-18	15-22	15 29 44	15 18 85	16	4	10	2	5	41

Technical Fouls: NONE

Shooting By Period		
1st FG%	19-31	61.3%
3PT%	7-11	63.6%
FT%	4-9	44.4%
2nd FG%	12-35	34.3%
3PT%	1-7	14.3%
FT%	11-13	84.6%
GM FG%	31-66	47.0%
3PT%	8-18	44.4%
FT%	15-22	68.2%

Dead Ball Rebounds: 4, 0

	GB	ISU
Biggest lead	0 (1 st 20:00)	46 (2 nd 6:04)
Best Scoring Run	5 (2 nd 9:07)	10 (1 st 5:40)
Lead Changes	0	
Times Tied	0	
Time with Lead	00:00	39:31

Game Notes:Fouled Out: ISU #33 Biliew (0-45:9) *

Points from Turnovers	GB	ISU
Paint	8	42
Second Chance	5	21
Fast Breaks	1	16
Bench	12	25

Period by Period Scoring			
1st	2nd	TOT	
GB	18	26	44
ISU	49	36	85

Official Basketball Box Score - Final
Lindenwood at Iowa State11/09/23 James H. Hilton Coliseum, Ames, Iowa
2023-24 Men's BasketballGame Time: 7:01 PM
Game Duration: 2:06

Attendance: 13,327

Officials: Terry Oglesby, Amy Bonner, Anthony Eades

Lindenwood - 47

Record: 0-2

NO. Name	Min	FG M-A	3P M-A	FT M-A	Rebounds OR DR TOT	Fouls PF FD	TP	AS	TO	ST	Blocks BS BA	+/-
5 Jaylon McDaniel	F 16:56	0-1	0-0	0-0	0 1 1	5 0	0	0	1	0	0 1	-20
13 Keith Haymon	F 22:51	1-8	1-7	0-0	0 1 1	1 0	3	0	4	0	0 0	-31
24 Keenon Cole	F 29:40	5-12	2-6	8-9	0 3 3	1 7	20	0	0	0	0 1	-39
15 Nathan Johnson Jr.	G 18:38	0-4	0-1	0-1	1 4 5	1 1	0	0	5	0	0 1	-29
25 Darius Beane	G 26:34	1-7	0-2	0-0	0 3 3	4 3	2	2	2	2	0 1	-41
22 Isaac Ondekane	08:23	0-0	0-0	1-2	0 1 1	1 2	1	0	1	0	0 0	-11
0 David Ware	16:01	0-0	0-0	2-2	0 3 3	0 1	2	1	1	0	0 0	-32
1 Colin Ruffin	25:16	1-4	0-1	0-0	2 2 4	2 1	2	3	4	3	1 0	-20
3 Tommie Williams	12:31	0-0	0-0	1-2	0 1 1	2 2	1	0	1	0	0 0	-22
23 Jeremiah Talton	16:47	4-8	3-5	2-4	0 0 0	0 1	2	13	0	2	0 0	-26
11 Amoro Lado	04:52	1-2	1-2	0-0	0 1 1	1 0	3	0	0	0	0 0	-2
10 RJ Horry	01:33	0-0	0-0	0-0	0 0 0	0 0	0	1	0	0	0 0	-2
Team					3 1 4	0	0	1				
Totals		13-46	7-24	14-20	6 21 27	19 19 47	7	22	5	1	5	-55

Technical Fouls: NONE

Shooting By Period		
1st FG%	8-26	30.8%
3PT%	4-15	26.7%
FT%	3-5	60%
2nd FG%	5-20	25.0%
3PT%	3-9	33.3%
FT%	11-15	73.3%
GM FG%	13-46	28.3%
3PT%	7-24	29.2%
FT%	14-20	70.0%

Dead Ball Rebounds: 1, 0

Iowa State - 102

Record: 2-0

NO. Name	Min	FG M-A	3P M-A	FT M-A	Rebounds OR DR TOT	Fouls PF FD	TP	AS	TO	ST	Blocks BS BA	+/-
0 Tre King	F 22:21	3-4	0-1	0-0	3 4 7	3 0	6	4	1	4	0 0	42
22 Milan Momcilovic	F 27:42	7-12	3-7	0-0	0 4 4	1 1	17	1	2	0	0 0	37
24 Hason Ward	F 14:38	3-3	0-0	0-1	2 4 6	4 2	6	1	0	2	2 0	11
3 Tamin Lipsey	G 22:56	8-11	1-2	4-5	0 3 3	0 6	21	7	1	2	0 0	44
10 Keshon Gilbert	G 27:21	4-6	1-1	3-4	0 2 2	3 12	3	0	2	0	1 0	40
5 Curtis Jones	24:25	3-12	1-6	2-2	1 4 5	1 1	9	4	1	5	0 0	37
12 Robert Jones	15:59	4-5	0-0	4-4	1 3 4	1 3	12	1	0	1	1 0	27
33 Omaha Biliew	17:03	2-4	0-0	2-2	0 2 2	4 1	6	2	1	1	0 0	12
4 Demarion Watson	11:48	1-1	0-0	1-2	0 0 0	1 1	3	0	0	2	0 0	14
1 Jackson Paveletzke	07:36	2-6	1-3	1-1	0 1 1	0 1	6	1	1	0	0 0	1
11 Kayden Fish	05:06	2-2	0-0	0-0	1 0 1	2 0	4	0	1	0	1 0	6
13 Cade Kelderman	01:33	0-0	0-0	0-0	0 1 1	0 0	0	0	0	0	0 0	2
23 Conrad Hawley	01:33	0-0	0-0	0-0	1 0 1	0 0	0	1	0	0	0 0	2
Team					1 3 4	0	0	0				
Totals		39-66	7-20	17-21	10 31 41	19 19	102	25	8	19	5	155

Technical Fouls: King 2nd 17:04

	LIN	ISU
Biggest lead	0 (1 st 20:00)	56 (2 nd 2:02)
Best Scoring Run	7 (2 nd 5:45)	18 (2 nd 19:21)
Lead Changes	0	
Times Tied	0	
Time with Lead	00:00	39:39

Points from Turnovers	LIN	ISU
Paint	8	52
Second Chance	3	20
Fast Breaks	7	20
Bench	22	40

Period by Period Scoring			
1st	2nd	TOT	
LIN	23	24	47
ISU	46	56	102

Official Basketball Box Score - Final
Idaho State at Iowa State11/12/23 James H. Hilton Coliseum, Ames, Iowa
2023-24 Men's BasketballGame Time: 12:02 PM
Game Duration: 2:02

Attendance: 13,529

Officials: Marques Pettigrew, Michael Roberts, Rick Crawford

Idaho State - 55

Record: 1-2

NO. Name	Min	FG M-A	3P M-A	FT M-A	Rebounds OR DR TOT	Fouls PF FD	TP	AS	TO	ST	Blocks BS BA	+/-
15 Kiree Hule	F 19:05	0-2	0-0	0-0	0 1 1	3 1	0	1	3	0	0 1	-10
21 Isaiah Griffin	F 26:22	1-3	0-0	0-0	1 5 6	1 0	2	0	4	0	0 1	-28
25 Brayden Parker	C 18:37	2-4	0-1	2-5	2 4 6	5 3	6	1	2	0	0 0	-20
3 Maleek Arington	G 31:59	4-10	2-5	5-8	0 4 4	3 8	15	2	5	0	0 1	-25
10 Miguel Tomley	G 22:29	3-5	3-4	2-2	0 0 0	3 3	11	2	4	1	0 0	-16
31 Trent Johnson	20:11	2-4	2-4	0-0	2 3 5	0 3	6	1	4	1	2 0	-16
0 Kolton Mitchell	19:34	3-9	1-3	2-4	0 1 1	1 0	3	9	2	0	1 0	-13
13 AJ Burgin	10:40	0-1	0-1	0-0	0 2 2	2 0	0	0	1	0	0 0	-9
32 Gavin Gilstrap	09:58	2-2	0-0	0-1	0 1 1	1 4	0	1	1	2	2 0	-10
20 Briggs Rianstrom	07:58	1-2	0-1	0-2	2 0 2	2 1	2	1	0	1	0 0	-5
14 Jordan Hansen	01:31	0-0	0-0	0-0	0 0 0	0 0	0	1	0	0	0 0	-1
12 Turner Livingston	01:18	0-1	0-0	0-0	0 0 0	0 0	0	0	0	0	0 1	-1
22 James Bodily	01:18	0-0	0-0	0-0	0 0 0	0 0	0	0	0	0	0 0	-1
Team					0 2 2	0	0	0				
Totals		18-43	8-19	11-22	7 23 30	23 23 55	11	24	6	4	5	31

Technical Fouls: NONE

Shooting By Period		
1st FG%	8-19	42.1%
3PT%	4-8	50.0%
FT%	5-8	62.5%
2nd FG%	10-24	41.7%
3PT%	4-11	36.4%
FT%	6-14	42.9%
GM FG%	18-43	41.9%
3PT%	8-19	42.1%
FT%	11-22	50.0%

Dead Ball Rebounds: 6, 1

Iowa State - 86

Record: 3-0

NO. Name	Min	FG M-A	3P M-A	FT M-A	Rebounds OR DR TOT	Fouls PF FD	TP	AS	TO	ST	Blocks BS BA	+/-
0 Tre King	F 20:18	6-9	0-0	4-5	2 0 2	3 3	16	0	3	1	1 0	6
22 Milan Momcilovic	F 29:11	4-8	1-2	2-3	1 1 2	2 2	11	1	0	2	0 1	26
24 Hason Ward	F 14:41	3-7	0-0	2-4	3 1 4	4 4	8	1	0	1	1 0	0
3 Tamin Lipsey	G 32:01	2-9	0-3	2-4	1 2 3	3 3	6	5	3	4	0 0	19
10 Keshon Gilbert	G 23:03	6-9	0-1	4-5	0 6 6	4 5	16	2	4	1	0 0	20
5 Curtis Jones	28:11	5-11	2-6	2-2	0 3 3	2 2	14	2	1	1	0 0	23
12 Robert Jones	19:03	3-5	0-0	2-5	3 1 4	4 3	8	1	1	3	1 0	21
33 Omaha Billow	12:46	0-3	0-0	2-2	3 2 5	0 1	2	1	0	2	1 1	18
4 Demarion Watson	12:52	1-3	0-0	0-0	1 4 5	1 0	2	1	0	0	1 1	17
1 Jackson Paveatzke	06:24	1-1	1-1	0-0	1 1 0	0 0	3	0	0	0	0 0	4
11 Kayden Fish	01:18	0-0	0-0	0-0	0 0 0	0 0	0	1	0	0	0 0	1
13 Cade Kelderman	00:12	0-0	0-0	0-0	0 0 0	0 0	0	0	0	0	0 0	0
Team					1 1 2			0	0			
Totals		31-65	4-13	20-30	15 22 37	23 23	86	15	9	17	5 4	31

2023-24 BOX SCORES



Official Basketball Box Score - Final
Iowa St. at VCU
11/23/23 State Farm Field House, Lake Buena Vista, Fla.
2023-24 Men's Basketball

Game Time: 4:30 PM
Game Duration: 2:11
Attendance: 2,456

Officials: Byron Jarrett, AJ DeSil, Shane Staggs

Iowa St. - 68

Record: 5-0

NO.	Name	Min	FG	3P	FT	Rebounds	Fouls	TP	AS	TO	ST	Blocks	+/-
			M-A	M-A	M-A	OR DR TOT	PF FD					BS BA	
0	Tre King	F 29:52	2-4	0-0	0-1	2 1 3	2 3	4	0	3	2	0 1	-1
12	Robert Jones	F 30:59	6-7	0-0	0-2	4 1 5	1 1	12	1	1	1	0 0	9
22	Milan Momcilovic	F 27:05	2-9	0-4	0-0	0 0 0	1 0	4	0	0	0	0 0	3
3	Tamin Lipsey	G 38:14	8-16	2-5	4-8	1 6 7	3 6	22	4	1	3	0 0	2
10	Keshon Gilbert	G 29:43	5-12	0-1	12-15	4 6 10	3 8	22	2	2	1	0 1	9
5	Curtis Jones	27:40	1-9	0-3	2-4	1 2 3	3 3	4	4	0	0	0 0	3
33	Omaha Biliew	10:12	0-1	0-0	0-0	1 1 2	1 1	0	0	0	0	0 0	-7
1	Jackson Paveletzke	05:26	0-1	0-0	0-0	0 1 1	0 0	0	0	0	0	0 0	-7
4	Demarion Watson	00:49	0-0	0-0	0-0	0 0 0	0 0	0	0	0	0	0 0	3
Team						4 3 7		0	0				
Totals			24-59	2-13	18-30	17 21 38	14 22 68	11	7	7	1	5	4

Technical Fouls: NONE

Shooting By Period		
1 st FG%	7-31	22.6%
3PT%	2-7	28.6%
FT%	8-13	61.5%
2 nd FG%	17-28	60.7%
3PT%	0-6	0.0%
FT%	10-17	58.8%
GM FG%	24-59	40.7%
3PT%	2-13	15.4%
FT%	18-30	60.0%

Dead Ball Rebounds: 6, 0



Official Basketball Box Score - Final
Iowa St. at Virginia Tech
11/24/23 State Farm Field House, Lake Buena Vista, Fla.
2023-24 Men's Basketball

Game Time: 4:30 PM
Game Duration: 2:01
Attendance: 2,379

Officials: Rick Crawford, Don Daly, Courtney Green

Iowa St. - 62

Record: 5-1

NO.	Name	Min	FG	3P	FT	Rebounds	Fouls	TP	AS	TO	ST	Blocks	+/-
			M-A	M-A	M-A	OR DR TOT	PF FD					BS BA	
0	Tre King	F 24:32	3-6	0-1	4-4	1 6 7	4 3	10	1	2	1	0 1	-9
12	Robert Jones	F 23:14	2-3	0-0	1-2	3 4 7	1 1	5	0	1	0	1 0	1
22	Milan Momcilovic	F 35:19	7-10	3-5	4-5	1 1 2	4 4	21	0	2	2	0 0	-4
3	Tamin Lipsey	G 35:37	6-13	1-3	5-8	3 2 5	2 6	18	4	5	3	0 0	-12
10	Keshon Gilbert	G 30:21	1-6	0-4	1-6	0 3 3	4 3	3	4	2	2	0 0	-4
5	Curtis Jones	25:49	1-8	1-7	0-0	0 2 2	2 0	3	2	0	1	0 0	-11
33	Omaha Biliew	04:22	0-0	0-0	0-0	0 1 1	0 0	0	0	1	0	0 0	-4
4	Demarion Watson	07:29	0-0	0-0	0-0	0 1 1	1 0	0	0	0	0	0 0	-5
1	Jackson Paveletzke	13:18	1-4	0-1	0-1	0 1 1	1 1	2	1	0	0	0 0	3
Team						1 0 1		0	0				
Totals			21-50	5-21	15-26	9 21 30	19 18	62	12	13	9	1	-9

Technical Fouls: NONE

Shooting By Period		
1 st FG%	11-27	40.7%
3PT%	2-9	22.2%
FT%	6-9	66.7%
2 nd FG%	10-23	43.5%
3PT%	3-12	25.0%
FT%	9-17	52.9%
GM FG%	21-50	42.0%
3PT%	5-21	23.8%
FT%	15-26	57.7%

Dead Ball Rebounds: 4, 0

VCU - 64

Record: 3-2

NO.	Name	Min	FG	3P	FT	Rebounds	Fouls	TP	AS	TO	ST	Blocks	+/-
			M-A	M-A	M-A	OR DR TOT	PF FD					BS BA	
8	Michael Belle	F 28:49	4-6	2-2	4-4	1 2 3	1 2	14	2	3	0	1 0	-9
13	Kuany Kuany	F 15:41	0-2	0-2	2-2	0 2 2	4 2	2	0	1	0	0 0	15
21	Christian Fermin	C 37:10	5-5	0-0	2-4	2 0 2	5 2	12	1	4	1	3 0	-5
2	Zeb Jackson	G 34:23	4-12	2-7	0-0	0 5 5	3 0	10	0	3	1	0 0	-6
11	Max Shulga	G 36:51	4-9	4-7	5-6	0 3 3	4 5	17	8	2	1	0 1	-4
10	Tobu Lawal	26:43	1-3	0-0	1-2	0 3 3	1 2	3	0	1	0	0 0	-17
1	Jason Nelson	17:03	2-6	2-4	0-0	0 2 2	4 1	6	0	1	0	0 0	4
5	Alphonzo Billups III	03:20	0-1	0-1	0-0	0 0 0	0 0	0	0	0	0	0 0	2
Team						2 7 9		0	0				
Totals			20-44	10-23	14-18	5 24 29	22 14	64	11	16	3	5	-4

Technical Fouls: NONE

Shooting By Period		
1 st FG%	11-20	55.0%
3PT%	5-10	50.0%
FT%	6-7	85.7%
2 nd FG%	9-24	37.5%
3PT%	5-13	38.5%
FT%	8-11	72.7%
GM FG%	20-44	45.5%
3PT%	10-23	43.5%
FT%	14-18	77.8%

Dead Ball Rebounds: 2, 0

ISU		VCU	
Biggest lead	4 (1 st 14:07)	15 (1 st 2:53)	
Best Scoring Run	9 (1 st 14:07)	14 (1 st 5:04)	
Lead Changes	5		
Times Tied	3		
Time with Lead	03:50	35:08	
Points from Turnovers	11	4	
Paint	42	18	
Second Chance	9	9	
Fast Breaks	7	5	
Bench	4	9	
Period by Period Scoring			
1st	24	44	68
VCU	33	31	64

Virginia Tech - 71

Record: 5-1

NO.	Name	Min	FG	3P	FT	Rebounds	Fouls	TP	AS	TO	ST	Blocks	+/-
			M-A	M-A	M-A	OR DR TOT	PF FD					BS BA	
31	Robbie Beran	F 15:54	1-4	0-2	2-2	1 1 2	4 2	4	0	0	0	0 0	0
15	Lynn Kidd	C 28:32	5-6	0-0	3-3	1 3 4	2 4	13	2	3	1	0 0	3
0	Hunter Cattoor	G 25:42	4-9	3-7	7-8	0 3 3	5 3	18	1	1	0	0 0	5
2	MJ Collins	G 27:46	1-8	0-3	2-2	1 4 5	1 1	4	3	2	4	0 0	9
3	Sean Pedulla	G 32:56	5-9	5-7	2-2	0 4 4	2 5	17	6	5	1	0 1	14
4	Mekhi Long	23:59	1-4	0-2	2-2	1 7 8	2 1	4	1	2	0	0 0	9
34	Myijael Poteat	10:57	0-1	0-0	1-2	2 0 2	0 1	1	1	0	0	1 0	6
23	Tyler Nickel	27:10	3-7	3-6	1-2	2 1 3	1 2	10	1	2	0	0 0	4
10	Brandon Rechsteiner	07:04	0-1	0-1	0-0	0 0 0	1 0	0	1	0	0	0 0	-5
Team						0 4 4		0	0				
Totals			20-49	11-28	20-23	8 27 35	18 19	71	16	15	7	1	9

Technical Fouls: NONE

ISU		VAT	
Biggest lead	3 (1 st 18:05)	12 (1 st 0:10)	
Best Scoring Run	9 (2 nd 8:44)	9 (1 st 2:27)	
Lead Changes	8		
Times Tied	7		
Time with Lead	05:19	29:08	
Points from Turnovers	12	7	
Paint	26	16	
Second Chance	8	10	
Fast Breaks	8	5	
Bench	5	15	
Period by Period Scoring			
1st	30	32	62
ISU	40	31	71
VAT	40	31	71



Official Basketball Box Score - Final
Texas A&M at Iowa St.
11/26/23 State Farm Field House, Lake Buena Vista, Fla.
2023-24 Men's Basketball

Game Time: 8:30 PM
Game Duration: 2:27
Attendance: 1,964

Officials: Don Daly, Tyler Kumpf, Shane Staggs

Texas A&M - 73

Record: 6-1

NO.	Name	Min	FG M-A	3P M-A	FT M-A	Rebounds OR DR TOT	Fouls PF FD	TP	AS	TO	ST	Blocks BS BA	+/-
10	Wildens Leveque	F 22:24	3-4	0-0	0-0	2 5 7	3 0	6	0	0	0	2 0	4
13	Solomon Washington	F 30:05	6-9	3-4	3-5	1 5 6	3 4	18	1	1	1	0 1	7
0	Jace Carter	G 30:11	2-8	0-3	5-6	5 3 8	2 3	9	1	0	0	0 1	4
2	Hayden Hefner	G 23:56	3-9	2-5	1-4	2 4 6	3 3	9	0	0	2	0 0	-7
4	Wade Taylor IV	G 34:50	5-15	0-6	4-4	0 2 2	4 3	14	4	8	3	0 0	7
11	Andersson Garcia	28:47	4-4	0-0	1-4	3 3 6	2 4 9	2	1	4	0	0 0	-7
35	Manny Obaseki	15:54	1-7	0-2	0-0	1 2 3	4 1	2	1	3	1	0 0	2
3	Bryce Lindsay	02:14	0-0	0-0	0-0	0 0 0	0 0	0	0	0	0	0 0	-1
5	Eli Lawrence	11:39	2-8	1-4	1-2	0 3 3	0 2	6	1	0	0	0 1	11
Team						1 0 1		0	0				
Totals			26-64	6-24	15-25	15 27 42	21 20	73	10	13	11	3 2	4

Technical Fouls: NONE

Shooting By Period		
1 st FG%	9-31	29.0%
3PT%	2-13	15.4%
FT%	5-9	55.6%
2 nd FG%	17-33	51.5%
3PT%	4-11	36.4%
FT%	10-16	62.5%
GM FG%	26-64	40.6%
3PT%	6-24	25.0%
FT%	15-25	60.0%

Dead Ball Rebounds: 4, 1

Iowa St. - 69

Record: 5-2

NO.	Name	Min	FG M-A	3P M-A	FT M-A	OR REB	DR TOT	FOULS PF	TP	AS	TO	ST	Blocks BS BA	+/-
0	Tre King	F 18:37	0-2	0-0	2-2	1 3 4	4 2	2	1	3	0	0	0	2
12	Robert Jones	F 30:52	3-5	0-0	3-4	3 5 8	3 5	9	0	0	2	1	0	-8
22	Milan Momcilovic	F 33:35	5-14	4-13	1-2	0 1 1	1 15	0	1	1	0	0	1	-2
3	Tamin Lipsey	G 34:01	3-11	0-4	4-8	5 9 14	5 5	10	4	2	3	0	1	-3
10	Keshon Gilbert	G 32:45	4-11	2-4	4-4	0 2 2	1 4	14	7	6	3	0	2	-6
5	Curtis Jones	21:21	5-13	2-9	0-0	3 2 5	2 0	12	1	3	0	0	0	1
33	Omaha Biliew	05:55	0-0	0-0	1-1	1 2 0	0 0	0	0	0	1	0	0	5
1	Jackson Paveletzke	22:39	1-5	1-4	4-7	0 2 2	3 4	7	1	1	0	0	0	-6
4	Demarion Watson	00:17	0-0	0-0	0-0	0 0 0	1 0	0	0	0	0	0	0	-3
Team						4	2 6	0	0	0	0	0	0	
Totals			21-61	9-34	18-27	17 27 44	20 21	69	14	16	9	2	3	-4

Technical Fouls: NONE

2023-24 BOX SCORES



Official Basketball Box Score - Final

Iowa at Iowa State

12/07/23 James H. Hilton Coliseum, Ames, Iowa
2023-24 Men's Basketball

Game Time: 6:32 PM

Game Duration: 1:59

Attendance: 14,267

Officials: Keith Kimble, Paul Szelec, Bret Smith

Iowa - 65

Record: 5-4

NO. Name		Min	FG M-A	3P M-A	FT M-A	Rebounds OR DR TOT	Fouls PF FD	TP	AS	TO	ST	Blocks BS BA	+/-	
22 Patrick McCaffery	F	16:50	0-3	0-2	0-0	0 1 1	0 0	0	0	0	0	0	-25	
23 Ben Krikke	F	27:47	4-8	0-1	0-0	1 2 3	1 0	8	0	1	0	0	-32	
4 Josh Dix	G	11:52	2-3	1-2	0-0	0 0 0	2 0	5	2	2	1	0	5	
11 Tony Perkins	G	22:14	2-7	1-2	1-2	0 1 1	3 1	6	2	3	1	0	-23	
20 Payton Sandfort	G	31:20	4-9	4-9	2-3	1 5 6	3 1	14	3	2	2	0	-21	
5 Dasonte Bowen		20:46	3-8	0-1	7-7	1 1 2	4 4	13	4	1	1	0	3	
32 Owen Freeman		19:02	5-6	0-0	1-2	4 4 8	3 3	11	0	4	1	3	0	
2 Brock Harding		22:37	1-6	1-4	2-2	0 2 2	4 2	5	3	3	2	0	-16	
13 Ladi Dembele		13:29	0-3	0-2	0-0	0 1 1	0 0	0	0	0	1	0	1	
24 Pryce Sandfort		08:40	1-4	1-3	0-0	0 1 1	0 0	3	0	2	0	0	-4	
0 Even Brauns		05:23	0-0	0-0	0-0	1 2 3	1 0	0	0	1	0	0	3	
Team						2 3 5	0	0	0	0	0	0		
Totals			22-57	8-26	13-16	10 23 33	21 13	85	14	19	9	3	6	-25

Technical Fouls: NONE

Shooting By Period
1st FG% 9-26 34.6%
3PT% 6-15 40.0%
FT% 5-7 71.4%
2nd FG% 13-31 41.9%
3PT% 2-11 18.2%
FT% 8-9 88.9%
GM FG% 22-57 38.6%
3PT% 8-26 30.8%
FT% 13-16 81.3%
Dead Ball Rebounds: 2, 0



Official Basketball Box Score - Final

Prairie View A&M at Iowa State

12/10/23 James H. Hilton Coliseum, Ames, Iowa
2023-24 Men's Basketball

Game Time: 12:01 PM

Game Duration: 2:06

Attendance: 13,570

Officials: Gary Maxwell, Kelly Self, Blake Harris

Prairie View A&M - 56

Record: 4-4

NO. Name		Min	FG M-A	3P M-A	FT M-A	Rebounds OR DR TOT	Fouls PF FD	TP	AS	TO	ST	Blocks BS BA	+/-			
3 Brian Myles	F	12:33	3-5	1-1	1-2	3 2 5	4 3	8	0	2	3	1	0	-12		
25 Chris Felix, Jr.	F	33:55	2-6	0-0	5-5	1 0 1	2 2	9	3	4	1	1	1	-28		
4 Charles Smith, IV	G	08:41	0-2	0-0	0-0	0 0 0	3 1	0	0	1	0	0	0	-1		
11 Nick Gazelas	G	31:07	2-9	2-4	0-0	0 1 1	5 0	6	1	3	1	0	0	-41		
30 Andre Nunley	G	15:30	1-1	0-0	0-0	1 1 2	4 0	2	2	2	1	0	0	-24		
14 Javontae Hopkins		26:05	2-12	0-3	5-6	0 1 1	2 6	9	1	5	1	1	1	-3		
12 Orlando Horton, Jr.		27:12	2-7	1-4	0-0	1 0 1	4 3	5	3	5	4	0	0	-33		
1 Charles Lane, Jr.		24:31	5-10	3-7	0-0	0 4 4	0 1	13	1	3	1	0	0	-31		
00 Kevin McGaskay		11:30	1-2	0-0	0-0	2 1 3	3 1	2	0	4	1	0	0	-25		
13 Justin Nimmer		08:31	1-3	0-0	0-0	2 1 3	2 0	2	0	0	1	0	1	-12		
33 McKinley Harris		00:25	0-0	0-0	0-0	0 0 0	1 0	0	0	0	0	0	0	-3		
Team						1 0 1	0	0	0	0	0	0	0			
Totals			19-57	7-19	11-13	11 11	22	30	17	56	11	29	14	3	5	-51

Technical Fouls: Gazelas 2nd 13:46

Shooting By Period
1st FG% 9-22 40.9%
3PT% 6-8 75.0%
FT% 11-13 84.6%
2nd FG% 10-35 28.6%
3PT% 1-11 9.1%
FT% 0-0 0%
GM FG% 19-57 33.3%
3PT% 7-19 36.8%
FT% 11-13 84.6%
Dead Ball Rebounds: 2, 0

Iowa State - 90

Record: 7-2

NO.	Name	Min	FG M-A	3P M-A	FT M-A	Rebounds OR DR TOT	Fouls PF FD	TP	AS	TO	ST	Blocks BS BA	+/-
0	Tre King	F 26:51	8-11	0-0	1-1	1 4 5	2 1	17	2	0	1	2	1 18
12	Robert Jones	F 27:52	6-6	0-0	6-10	4 2 6	1 6	18	2	0	2	1	0 26
22	Milan Momcilovic	F 28:54	3-10	2-4	0-0	1 2 3	4 1	8	0	3	0	1	0 18
3	Tamin Lipsey	G 33:45	3-7	2-5	3-4	1 6 7	2 4	11	6	5	4	0	0 23
10	Keshon Gilbert	G 36:06	8-16	3-3	6-8	1 4 5	2 7	25	6	3	3	0	1 23
4	Demarion Watson	04:25	0-0	0-0	0-0	1 0 1	1 0	0	0	0	1	0	-2
5	Curtis Jones	14:37	2-5	0-2	0-1	0 4 4	1 1	4	1	1	1	1	1 10
1	Jackson Paveletzke	27:30	2-5	1-3	2-2	1 4 5	0 1	7	3	0	1	0	0 9
Team						0 0 0	0	0	0	0	0	0	
Totals			32-60	8-17	18-26	10 26 36	13 21	90	19	12	12	6	3 25

Technical Fouls: NONE

Shooting By Period
1st FG% 18-33 54.5%
3PT% 3-9 33.3%
FT% 8-12 66.7%
2nd FG% 14-27 51.9%
3PT% 5-8 62.5%
FT% 10-14 71.4%
GM FG% 32-60 53.3%
3PT% 8-17 47.1%
FT% 18-26 69.2%
Dead Ball Rebounds: 3, 0

	IOWA	ISU
Biggest lead	1 (1st 18:31)	32 (2nd 3:53)
Best Scoring Run	9 (2nd 8:51)	7 (1st 7:27)
Lead Changes	2	
Times Tied	0	
Time with Lead	00:35	39:08

Game Notes: Flagrant 1: IOWA #2 Harding (14:21, 2nd); IOWA #2 Harding (6:30, 2nd) ♦

Iowa State - 107

Record: 8-2

NO. Name		Min	FG M-A	3P M-A	FT M-A	Rebounds OR DR TOT	Fouls PF FD	TP	AS	TO	ST	Blocks BS BA	+/-	
0 Tre King	F	10:45	0-0	0-0	7-8	2 2 4	3 5	7	0	4	1	0	0	14
12 Robert Jones	F	24:34	3-5	0-0	0 0	3 5 8	0 0	6	1	2	0	2	0	24
22 Milan Momcilovic	F	23:19	4-5	1-1	6-6	1 7 8	2 2	15	0	1	0	3	0	35
3 Tamin Lipsey	G	29:15	6-10	1-3	6-8	1 3 4	2 6	19	5	3	8	0	1	38
10 Keshon Gilbert	G	32:53	6-11	0-2	8-10	4 4 8	2 6	20	8	8	0	0	1	32
5 Curtis Jones	29:19	7-11	6-8	2-2	0 4 4	2 1	22	2	1	3	0	0	0	47
3 Omaha Bilow	13:18	2-2	0-0	5-9	0 1 1	4 6	9	1	2	1	0	0	0	21
1 Jackson Paveletzke	26:42	3-7	1-1	2-3	0 1 1	2 2	9	2	3	1	0	1	0	29
4 Demarion Watson	05:23	0-0	0-0	0-0	1 0 1	0 0	0	0	1	0	0	0	0	4
13 Cade Kelderman	03:00	0-0	0-0	0-0	0 0 0	0 0	0	0	0	2	0	0	0	7
23 Conrad Hawley	01:32	0-0	0-0	0-2	0 0 0	0 0	1	0	0	0	0	0	0	4
Team					4 0 4	0	0	0	0	0	0	0	0	
Totals			31-51	9-15	36-48	16 27 43	17 29	107	19	25	16	5	3	51

Technical Fouls: NONE

	PVAM	ISU
Biggest lead	4 (1st 17:29)	51 (2nd 0:21)
Best Scoring Run	5 (1st 12:21)	18 (2nd 13:12)
Lead Changes	6	
Times Tied	3	
Time with Lead	03:58	35:09

Game Notes: Class A Technical: PVAM #11 Gazelas (13:46, 2nd) ♦ Fouled Out: PVAM #11 Gazelas (1:09) ♦



Official Basketball Box Score - Final

Florida A&M at Iowa State

12/17/23 James H. Hilton Coliseum, Ames, Iowa
2023-24 Men's Basketball

Game Time: 5:01 PM

Game Duration: 1:51

Attendance: 13,081

Officials: Jeb Hartness, Gregory Nixon, Byron Jarrell

Florida A&M - 58

Record: 2-7

NO.	Name	Min	FG M-A	3P M-A	FT M-A	Rebounds OR DR TOT	Fouls PF FD	TP	AS	TO	ST	Blocks BS BA	+/-	
5	Keith Lamar	F 33:19	9-19	7-13	2-3	3 5 8	4 4	27	1	3	0	0	1	-30
11	Roderick Coffee III	F 27:02	0-5	0-3	1-2	1 3 4	4 1	1	3	3	0	0	1	-20
13	Shannon Grant	F 24:33	4-6	0-0	0-3	0 2 2	3 2	8	1	2	0	0	0	-17
4	Hantz Louis-Jeune	G 15:13	0-4	0-2	0-0	2 1 3	4 1	0	2	0	0	0	0	-23
12	K'Jei Parker	G 25:39	2-6	0-3	0-0	0 3 3	2 0	4	2	9	0	0	0	-32
1	Love Bettis	07:18	0-2	0-0	0-0	1 1 0	0 0	1	0	1	0	0	1	-15
3	Morrell Schramm	31:57	3-7	2-5	2-2	2 6 8	0 2	10	4	3	0	0	0	-19
24	Ja'Derrius Eatmon	10:13	0-0	0-0	3-4	0 0 0	1 2 3	0	1	0	1	0	0	-19
2	Jordan Chatman	04:54	1-1	1-1	0-0	0 0 0	1 0	3	0	1	0	0	0	-9
10	Chase Barrs	08:37	0-0	0-0	0-0	1 2 3	0 0	0	0	0	0	1	0	-2
23	Miles Hall	11:15	1-1	0-0	0-0	0 0 0	1 0	2	1	0	0	0	0	-4
Team						2 2 4	0	0	0	0	0	0	0	
Totals			20-51	10-27	8-14	11 25 36	20 12	58	14	23	0	2	3	-38

Technical Fouls: NONE

Shooting By Period
1st FG% 9-22 40.9%
3PT% 5-12 41.7%
FT% 1-3 33.3%
2nd FG% 11-29 37.9%
3PT% 5-15 33.3%
FT% 7-11 63.6%
GM FG% 20-51 39.2%
3PT% 10-27 37.0%
FT% 8-14 57.1%
Dead Ball Rebounds: 1, 0

Iowa State - 96

Record: 9-2

NO. Name		Min	FG M-A	3P M-A	FT M-A	OR DR	TOT	PF FD	TP	AS	TO	ST	Blocks BS BA	+/-
0 Tre King	F	23:10	8-11	0-1	2-3	2	8 10	1 2	18	0	2	1	0 0	31
12 Robert Jones	F	22:47	2-5	0-0	1-2	1	2 3 3	1	5	1	1	1	1 19	
22 Milan Momcilovic	F	26:30	6-9	1-3	1-1	0	4 4 3	2	14	4	0	1	1 0 34	
3 Tamin Lipsey	G	31:29	7-13	5-7	0-1	0	3 3 3	1 2	19	5	0	3	0 0 25	
10 Keshon Gilbert	G	26:01	2-7	0-3	6-11	0	2 2 0	0 7	10	5	2	4	1 0 25	
1 Jackson Paveletzke		25:40	4-5	3-4	2-2	0	0 0 0	0 3	13	4	0	0	0 0 25	
5 Curtis Jones		26:07	3-4	1-2	2-2	0	3 3 3	2 2	9	5	0	4	0 0 24	
4 Demarion Watson		09:20	2-3	0-0	0-0	0	0 0 0	1 0	4	0	0	1	0 0 4	
33 Omaha Biliew		05:14	1-2	0-0	2-2	1	2 3 0	1 4	0	0	0	0	0 1 2	
13 Cade Kelderman		02:10	0-0	0-0	0-0	0	0 0 0	0 0	0	0	0	0	0 0 1	
23 Conrad Hawley		01:32	0-0	0-0	0-0	0	0 0 0	1 0	0	0	0	0	0 0 0	
Team						1	1 2	0	0	0	0	0		
Totals			35-59	10-20	16-24	5	25 30	12 20	96	24	5	15	3 2 38	

Technical Fouls: NONE

	FAMU	ISU
Biggest lead	0 (1st 20:00)	39 (2nd 1:32)
Best Scoring Run	9 (1st 5:34)	14 (1st 10:13)
Lead Changes	5	
Times Tied	0	
Time with Lead	00:00	39:40

Game Notes: Flagrant 1: FAMU #12 Parker (11:15, 2nd) ♦



Official Basketball Box Score - Final

2023-24 BOX SCORES



Official Basketball Box Score - Final

New Hampshire at Iowa State

12/31/23 James H. Hilton Coliseum, Ames, Iowa
2023-24 Men's Basketball

Game Time: 12:01 PM

Game Duration: 1:48

Attendance: 14,287



Official Basketball Box Score - Final

Iowa St. at Oklahoma

01/08/24 Lloyd Noble Center, Norman
2023-24 Men's Basketball

Game Time: 5:00 PM

Game Duration: 2:12

Attendance: 11,333

New Hampshire - 70

Record: 8-5

NO.	Name	Min	FG	3P	FT	Rebounds	Fouls	TP	AS	TO	ST	Blocks	BS	BA	+/
3	Jaxson Baker	F 28:01	5-15	2-10	1-3	1 4 5	1 3	13	0	0	2	0	0	-11	
21	Clarence Daniels	F 29:43	7-10	3-4	2-4	3 8 11	2 3	19	0	4	1	1	0	-9	
33	Trey Woodyard	F 25:56	3-4	2-3	0-0	0 5 5	2 0	8	2	1	0	0	0	-6	
4	Ahmad Robinson	G 25:45	2-7	0-3	3-4	1 5 6	2 3	7	6	6	0	0	1	-5	
5	Naim Miller	G 23:15	2-9	1-6	2-2	0 2 2	1 1	7	1	3	0	0	1	-10	
1	Rex Sunderland	20:27	1-2	1-2	0-0	0 2 2	0 0	3	1	1	0	0	0	-7	
11	Christian Moore	14:15	2-5	1-3	0-0	0 0 0	0 0	5	2	2	0	0	0	-10	
12	Promise Oporum	08:54	2-2	0-0	0-0	1 0 1	1 0	4	0	0	1	0	0	-4	
13	Isiah Poyser	13:38	1-3	1-3	0-0	0 0 0	1 0	3	2	0	1	0	0	-11	
2	Dior Davis	05:23	0-2	0-0	1-2	0 2 0	0 1	1	0	1	0	0	2	-3	
10	Paul Gakmar	04:43	0-0	0-0	0-0	0 0 0	1 0	0	0	0	0	0	0	-1	
Team						1 2	0	0	0	0	0	0	0	0	
Totals			25-59	11-34	9-15	7 29 36	11 11	70	14	18	5	1	4	-15	

Technical Fouls: NONE

Iowa State - 85

Record: 11-2

NO.	Name	Min	FG	3P	FT	Rebounds	Fouls	TP	AS	TO	ST	Blocks	BS	BA	+/
0	Tre King	F 20:43	6-10	1-2	0-0	2 4 6	1 1	13	1	1	0	0	0	23	
12	Robert Jones	F 21:14	2-5	0-0	2-3	3 0 3	2 2	6	1	2	1	0	0	21	
22	Milan Momcilovic	F 32:18	6-10	2-4	1-1	1 3 4	1 2	15	2	1	0	0	0	10	
3	Tamin Lipsey	G 25:31	6-14	3-5	1-2	0 5 5	2 1	16	6	1	4	1	0	21	
10	Keshon Gilbert	G 30:36	4-10	0-4	2-4	2 8 10	2 3	10	11	4	4	0	0	24	
5	Curtis Jones	26:30	4-13	2-7	0-0	0 6 6	1 0	10	0	2	3	0	1	-5	
24	Hason Ward	17:08	5-8	0-0	0-0	3 3 6	1 0	10	0	0	1	3	0	-5	
1	Jackson Paveletzke	20:24	1-4	1-3	0-0	0 1 1	0 0	3	3	0	0	0	0	-11	
4	Demarion Watson	01:38	0-0	0-0	0-0	0 0 0	1 0	0	0	0	0	0	0	-1	
13	Cade Kelderman	01:38	0-0	0-0	0-0	0 0 0	0 0	0	0	0	0	0	0	-1	
33	Omaha Biliew	01:38	0-0	0-0	2-4	0 0 0	0 2	2	0	0	0	0	0	-1	
23	Conrad Hawley	00:42	0-0	0-0	0-0	0 0 0	0 0	0	0	0	0	0	0	0	
Team						3 0 3	0	0	0	0	0	0	0	0	
Totals			34-74	9-25	8-14	14 30 44	11 11	85	24	11	13	4	1	15	

Technical Fouls: NONE

	UNH	ISU
Biggest lead	0 (1 st 20:00)	29 (2 nd 8:30)
Best Scoring Run	14 (1 st 0:01)	10 (2 nd 16:38)
Lead Changes	0	
Times Tied	0	
Time with Lead	00:00	39:47

Points from	UNH	ISU
Turnovers	15	21
Paint	26	42
Second Chance	9	16
Fast Breaks	5	17
Bench	16	25

Period by Period Scoring			
	1st	2nd	TOT
UNH	35	35	70
ISU	43	42	85

Shooting By Period
1 st FG% 18-40 45.0%
3PT% 5-15 33.3%
FT% 2-3 66.7%
2 nd FG% 16-34 47.1%
3PT% 4-10 40.0%
FT% 6-11 54.5%
GM FG% 34-74 45.9%
3PT% 9-25 36.0%
FT% 8-14 57.1%

Dead Ball Rebounds: 2

Iowa St. - 63

Record: 11-3 (0-1)

NO.	Name	Min	FG	3P	FT	Rebounds	Fouls	TP	AS	TO	ST	Blocks	BS	BA	+/
0	Tre King	F 18:22	1-4	0-1	1-2	0 2 2	0 2	3	1	0	0	0	0	-12	
12	Robert Jones	F 22:01	6-10	0-0	0-0	4 3 7	0 2	12	0	2	1	0	1	-5	
22	Milan Momcilovic	F 34:41	4-13	2-7	2-2	1 1 2	1 2	12	0	0	1	0	0	-7	
3	Tamin Lipsey	G 29:49	1-10	0-4	2-2	1 4 5	5 5	4	5	1	1	0	1	-5	
10	Keshon Gilbert	G 25:27	3-5	0-1	0-0	0 1 1	5 2	6	3	3	0	0	0	-6	
5	Curtis Jones	25:54	3-7	1-2	0-0	0 1 1	2 1	7	0	0	1	0	0	-15	
24	Hason Ward	17:59	6-7	0-0	0-2	3 4 7	2 1	12	0	1	0	0	0	-3	
1	Jackson Paveletzke	10:46	2-5	0-1	1-1	0 3 3	0 1	5	0	1	0	0	1	-7	
4	Demarion Watson	15:01	0-0	0-0	2-2	1 2 3	2 1	2	0	0	2	0	0	-3	
Team						0 0 0	0	0	0	0	0	0	0	0	
Totals			26-61	3-16	8-11	10 21 31	17 17	63	9	8	6	0	3	-8	

Technical Fouls: NONE

Oklahoma - 71

Record: 13-1 (1-0)

NO.	Name	Min	FG	3P	FT	Rebounds	Fouls	TP	AS	TO	ST	Blocks	BS	BA	+/
10	Sam Godwin	F 21:49	5-8	0-0	0-0	3 3 6	3 1	10	0	4	1	2	0	1	
14	Jalon Moore	F 16:31	1-5	1-2	1-2	0 5 5	4 1	4	1	0	1	0	0	-6	
2	Javian McCollum	G 37:24	6-16	3-10	0-0	0 1 1	1 1	15	5	1	1	0	0	9	
3	Otega Oweh	G 21:15	0-2	0-1	8-10	1 1 2	3 8	8	2	0	0	0	0	13	
12	Milos Uzan	G 31:05	5-9	2-5	0-0	0 4 4	1 1	12	5	3	0	0	0	3	
1	John Hugley IV	18:11	2-3	0-1	2-2	0 1 1	3 1	6	2	2	0	0	0	7	
8	Rivaldo Soares	28:49	2-4	1-2	0-0	2 7 9	0 3	5	2	0	0	1	0	7	
0	Le'Tre Darhard	24:56	3-4	3-4	2-2	0 1 1	2 1	11	0	0	0	0	0	6	
Team						0 0 0	0	0	1	1	0	0	0	0	
Totals			24-51	10-25	13-16	6 23 29	17 17	71	17	11	3	3	0	8	

Technical Fouls: NONE

	ISU	OKLA
Biggest lead	1 (2 nd 4:47)	11 (2 nd 0:32)
Best Scoring Run	9 (2 nd 18:14)	7 (1 st 12:49)
Lead Changes	4	
Times Tied	5	
Time with Lead	00:21	35:33

Points from	ISU	OKLA
Turnovers	18	10
Paint	38	26
Second Chance	15	5
Fast Breaks	6	10
Bench	26	22

Period by Period Scoring			
	1st	2nd	TOT
ISU	26	37	63
OKLA	32	39	71

Game Notes: Scanned 9834



Official Basketball Box Score - Final

#2 Houston at Iowa State

01/09/24 James H. Hilton Coliseum, Ames, Iowa
2023-24 Men's Basketball

Game Time: 6:01 PM

Game Duration: 2:08

Attendance: 14,287



Official Basketball Box Score - Final

Oklahoma State at Iowa State

01/13/24 James H. Hilton Coliseum, Ames, Iowa
2023-24 Men's Basketball

Game Time: 7:15 PM

Game Duration: 1:52

Attendance: 14,287

#2 Houston - 53

Record: 14-1 (1-1)

NO.	Name	Min	FG	3P	FT	Rebounds	Fouls	TP	AS	TO	ST	Blocks	BS	BA	+/
5	Ja'Vier Francis	F 21:23	1-3	0-0	1-2	2 4 6	3 2	3	0	0	2	1	0	-7	
13	J'Wan Roberts	F 36:06	3-7	0-0	0-0	5 3 8	1 1	6	3	2	1	2	0	-4	
1	Jamal Shead	G 37:15	5-15	1-8	3-4	1 2 3	2 3	14	3	5	2	2	0	-2	
4	LJ Cryer	G 30:32	2-9	1-6	0-0	0 2 2	3 0	5	2	3	1	0	0	-1	
21	Emanuel Sharp	G 37:04	6-12	5-10	3-4	1 4 5	4 4	20	0	1	1	0	0	-9	
25	Joseph Tugler	17:03	1-1	0-0	1-2	1 4 5	5 2	3	0	1	0	0	0	-4	
11	Damian Dunn	10:41	1-3	0-2	0-0	0 1 1	1 0	2	0	2	0	0	0	-1	
3	Ramon Walker Jr.	05:28	0-0	0-0	0-0	0 1 1	0 0	0	0	1	0	0	0	-1	
8	Mylik Wilson	04:28	0-0	0-0	0-0	0 1 1	0 0	0	0	1	0	0	0	-6	
Team						1 1 2	0	0	0	0	0	0	0	0	
Totals			19-50	7-26	8-12	11 23 34	19 12	53	8	16	7	5	0	-4	

Technical Fouls: NONE

Iowa State - 57

Record: 12-3 (1-1)

NO.	Name	Min	FG	3P	FT	Rebounds	Fouls	TP	AS	TO	ST	Blocks	BS	BA	+/
0	Tre King	F 30:38	3-10	1-3	2-2	2 7 9	2 2	9	1	0	3	0	1	12	
12	Robert Jones	F 25:31	1-4	0-0	4-4	2 1 3	1 3	6	0	2	1	0	2	0	
22	Milan Momcilovic	F 37:01	4-8	1-5	2-2	0 3 3	0 2	11	1	1	0	0	0	-1	
3	Tamin Lipsey	G 35:00	4-9	1-3	5-9	1 3 4	0 8	14	2	4	1	0	1	1	
10	Keshon Gilbert	G 30:18	2-8	0-2	4-4	0 3 3	2 3	8	4	3	0	0	0	10	
5	Curtis Jones	16:24	0-3	0-2	0-0	0 1 1	2 0	0	3	0	1	0	0	6	
24	Hason Ward	14:29	4-4	0-0	1-1	1 1 2	4 1	9	2	2	2	0	0	4	
4	Demarion Watson	07:43	0-1	0-0	0-0	0 0 0	1 0	0	1	0	0	0	0	-9	
1	Jackson Paveletzke	02:56	0-0	0-0	0-0	0 0 0	0 0	0	0	0	0	0	0	-5	
Team						1 2 3	0	0	0	0	0	0	0	0	
Totals			18-47	3-15	18-22	7 21 28	12 19	57	14	12	8	0	5	4	

Technical Fouls: NONE

|--|

2023-24 BOX SCORES



Official Basketball Box Score - Final

Iowa St. at BYU

01/16/24 Marriott Court, Provo
2023-24 Men's Basketball

Game Time: 7:00 PM

Game Duration: 2:07

Attendance: 15,491



Official Basketball Box Score - Final

Iowa St. at TCU

01/20/24 Ed and Rae Scholmaier Arena, Fort Worth
2023-24 Men's Basketball

Game Time: 1:00 PM

Game Duration: 2:13

Attendance: 7,739

Officials: Keith Kimble, Michael Greenstein, Brent Hampton

Officials: Gary Maxwell, Antonio Petty, Chance Moore

Iowa St. - 72

Record: 13-4 (2-2)

NO.	Name	Min	FG	3P	FT	Rebounds	Fouls	TP	AS	TO	ST	Blocks	+/-
			M-A	M-A	M-A	OR DR TOT	PF FD					BS BA	
0	Tre King	F 18:05	2-3	0-0	3-3	3 2 5	4 2	7	1	2	0	0	-2
12	Robert Jones	F 19:36	3-5	0-0	3-8	0 3 3	2 4	9	1	0	0	0	-17
22	Milan Momcilovic	F 33:49	3-10	1-6	4-5	0 3 3	1 3	11	1	0	0	0	-16
3	Tamin Lipsey	G 29:05	4-12	1-2	0-0	2 2 4	1 2	9	5	2	3	1	-17
10	Keshon Gilbert	G 30:42	6-15	0-3	4-4	1 3 4	2 4	16	1	4	0	1	-15
5	Curtis Jones	23:19	1-4	1-2	0-0	0 2 2	4 0	3	3	1	0	0	-8
24	Hason Ward	14:32	3-5	0-0	1-2	4 2 6	1 1	7	0	2	1	0	0
4	Demarion Watson	11:56	1-2	1-1	0-2	1 1 2	1 2	3	0	0	0	1	-6
1	Jackson Paveletzke	14:36	3-3	0-0	1-1	0 0 0	1 1	7	1	2	0	0	-2
33	Omaha Billev	03:00	0-0	0-0	0-0	0 1 1	0 0	0	0	0	0	0	5
13	Cade Kelderman	01:20	0-0	0-0	0-0	0 1 0	0 0	0	0	0	0	0	3
Team						3 1 4		0	0				
Totals			26-59	4-14	16-25	14 20 34	17 19	72	13	13	4	3	-15

Technical Fouls: NONE

Shooting By Period		
1 st FG%	15-28	53.6%
3PT%	3-5	60.0%
FT%	2-4	50%
2 nd FG%	11-31	35.5%
3PT%	1-9	11.1%
FT%	14-21	66.7%
GM FG%	26-59	44.1%
3PT%	4-14	28.6%
FT%	16-25	64.0%

Dead Ball Rebounds: 4, 0

BYU - 87

Record: 14-3 (2-2)

NO.	Name	Min	FG	3P	FT	Rebounds	Fouls	TP	AS	TO	ST	Blocks	+/-
			M-A	M-A	M-A	OR DR TOT	PF FD					BS BA	
0	Noah Waterman	F 33:43	4-12	3-8	7-8	3 1 4	3 5	18	3	1	0	1	2
50	Aly Khalifa	C 28:19	1-4	0-3	0-0	0 9 9	2 0	2	4	1	0	1	0
20	Jaxson Robinson	G 31:27	4-10	3-8	4-4	1 1 2	4 3	15	1	3	1	0	0
20	Spencer Johnson	G 35:03	10-16	4-9	4-5	5 4 9	1 2	28	5	1	1	0	15
30	Dalton Hall	G 34:58	4-4	3-3	0-0	1 4 5	1 2	11	8	3	2	0	13
4	Aiki Ally Aiki	07:59	0-1	0-0	1-2	1 1 2	4 1	1	0	2	1	1	3
15	Richie Saunders	24:31	4-9	0-3	4-5	1 1 2	3 4	12	0	0	2	0	5
12	Townsend Triple	01:20	0-0	0-0	0-0	0 0 0	0 0	0	0	0	0	0	-4
24	Tanner Hayhurst	01:20	0-0	0-0	0-0	0 0 0	0 0	0	0	0	0	0	-4
51	Jared McGregor	01:20	0-1	0-1	0-0	0 0 0	1 0	0	0	0	0	0	-4
Team						0 3 3		0	0				
Totals			27-57	13-35	20-24	12 24 36	19 17	87	21	11	7	3	15

Technical Fouls: NONE

Shooting By Period		
1 st FG%	12-31	38.7%
3PT%	7-19	36.8%
FT%	8-11	72.7%
2 nd FG%	15-26	57.7%
3PT%	6-16	37.5%
FT%	12-13	92.3%
GM FG%	27-57	47.4%
3PT%	13-35	37.1%
FT%	20-24	83.3%

Dead Ball Rebounds: 2, 0

	ISU	BYU
Biggest lead	3 (1 st 17:54)	24 (2 nd 2:10)
Best Scoring Run	9 (2 nd 0:11)	10 (2 nd 2:53)
Lead Changes	10	
Times Tied	4	
Time with Lead	04:29	33:02

Points from	ISU	BYU
Turnovers	10	17
Paint	34	26
Second Chance	15	10
Fast Breaks	8	21
Bench	20	13

Period by Period Scoring			
	1st	2nd	TOT
ISU	35	37	72
BYU	39	48	87

Iowa St. - 73

Record: 14-4 (3-2)

NO.	Name	Min	FG	3P	FT	Rebounds	Fouls	TP	AS	TO	ST	Blocks	+/-
			M-A	M-A	M-A	OR DR TOT	PF FD					BS BA	
0	Tre King	F 26:38	3-6	0-0	1-1	2 3 5	2 1	7	1	5	3	0	1
12	Robert Jones	F 13:30	2-3	0-0	0-0	1 0 1	4 0	4	1	1	0	2	-4
22	Milan Momcilovic	F 28:41	4-11	2-6	0-0	0 0 0	3 1	10	2	2	4	0	-13
5	Curtis Jones	G 33:24	6-12	2-7	3-4	1 1 2	2 4	17	4	1	7	0	-4
10	Keshon Gilbert	G 36:49	8-15	2-6	2-4	1 3 4	1 5	20	4	3	2	0	12
24	Hason Ward	20:49	1-5	0-0	0-1	2 1 3	4 1	2	4	1	0	1	0
4	Demarion Watson	24:50	2-6	0-0	2-2	4 2 6	2 1	6	1	0	1	1	2
1	Jackson Paveletzke	09:47	1-2	1-2	0-0	0 1 1	0 1	3	1	0	1	0	-6
33	Omaha Billev	05:32	2-2	0-0	0-1	0 0 0	0 0	1	4	0	0	0	0
Team						1 1 2		0	0				
Totals			29-62	7-21	8-13	12 12 24	18 15	73	18	13	18	4	5

Technical Fouls: NONE

Shooting By Period		
1 st FG%	19-32	59.4%
3PT%	4-9	44.4%
FT%	4-6	66.7%
2 nd FG%	11-30	36.7%
3PT%	3-12	25.0%
FT%	4-7	57.1%
GM FG%	29-62	46.8%
3PT%	7-21	33.3%
FT%	8-13	61.5%

Dead Ball Rebounds: 1, 0

TCU - 72

Record: 13-5 (2-3)

NO.	Name	Min	FG	3P	FT	Rebounds	Fouls	TP	AS	TO	ST	Blocks	+/-
			M-A	M-A	M-A	OR DR TOT	PF FD					BS BA	
2	Emanuel Miller	F 32:37	3-8	0-2	4-4	2 3 5	2 2	10	4	4	2	1	0
8	Ernest Udeh Jr.	C 17:30	0-1	0-0	8-10	4 1 5	2 5	8	0	3	0	1	-8
0	Micha Peavy	G 30:57	4-9	0-2	3-4	2 7 9	2 3	11	2	0	0	0	9
3	Avery Anderson III	G 26:04	3-5	1-3	0-0	0 5 5	1 0	7	2	7	0	2	1
11	Trevian Tennyson	G 27:42	6-10	3-7	4-4	0 3 3	4 3	19	3	3	1	0	7
4	Jameer Nelson Jr.	24:03	2-2	1-1	1-3	0 1 1	1 3	6	0	5	2	0	-10
12	Xavier Cork	04:19	0-0	0-0	0-0	0 1 1	0 0	0	0	3	0	0	-12
21	Jakobe Coles	19:39	4-6	1-3	0-1	0 1 1	3 1	9	1	1	0	1	0
44	Essam Mostafa	08:48	0-2	0-0	0-0	2 0 2	0 1	0	0	0	0	0	1
5	Chuck O'Bannon	08:21	1-3	0-0	0-0	2 0 2	0 0	2	1	0	0	0	-2
Team						3 3 6		0	1				
Totals			23-46	6-18	20-26	15 25 40	15 18	72	13	27	5	4	-1

Technical Fouls: NONE

	ISU	TCU
Biggest lead	19 (2 nd 14:57)	0 (1 st 20:00)
Best Scoring Run	11 (1 st 14:50)	10 (2 nd 9:19)
Lead Changes	0	
Times Tied	2	
Time with Lead	37:44	00:00

Points from	ISU	TCU
Turnovers	36	13
Paint	40	28
Second Chance	14	6
Fast Breaks	15	22
Bench	15	17

Period by Period Scoring			
	1st	2nd	TOT
ISU	44	29	73
TCU	26	46	72



Official Basketball Box Score - Final

Kansas State at #23 Iowa State

01/24/24 James H. Hilton Coliseum, Ames, Iowa
2023-24 Men's Basketball

Game Time: 8:05 PM

Game Duration: 2:27

Attendance: 14,267



Official Basketball Box Score - Final

#7 Kansas at #23 Iowa State

01/27/24 James H. Hilton Coliseum, Ames, Iowa
2023-24 Men's Basketball

Game Time: 12:38 PM

Game Duration: 2:04

Attendance: 14,267

Officials: Gerry Pollard, Kelly Sell, Owen Short

Officials: Ray Nall, Rick Crawford, Chris Pisci

Kansas State - 67

Record: 14-5 (4-2)

NO.	Name	Min	FG	3P	FT	Rebounds	Fouls	TP	AS	TO	ST	Blocks	+/-
			M-A	M-A	M-A	OR DR TOT	PF FD					BS BA	
1	David N'Guessan	F 26:44	3-6	0-1	2-6	2 0 2	5 7	8	0	0	2	1	0
24	Arthur Kaluma	F 36:34	4-11	3-8	5-5	1 1 2	4 3	16	2	0	0	0	-10
13	Will McNair Jr.	C 25:22	2-6	0-1	1-2	0 1 1	3 3	5	1	0	2	2	-12
2	Taylor Perry	G 35:50	2-9	2-8	1-2	0 3 3	2 2	7	5	4	0	0	-10
5	Cam Carter	G 20:15	4-7	2-4	2-3	0 3 3	4 2	12	0	4	1	0	0
3	Dorian Finister	20:38	2-4	0-1	0-0	2 4 6	2 0	4	1	0	1	0	-11
20	Jerrell Colbert	14:36	2-2	0-0	3-4	0 3 3	1 2	7	1	2	2	2	0
4	Dai Dai Ames	14:01	2-3	0-0	1-1	1 1 2	2 1	5	2	2	0	0	-4
8	RJ Jones	03:42	1-1	1-1	0-0	0 0 0	3 0	3	1	1	0	0	0
15	Taj Manning	02:16	0-0	0-0	0-0	0 1 1	0 0	0	0	1	0	0	0
Team						1 1 2		0	0				
Totals			22-49	8-24	15-23	7 18 25	27 20	67	13	17	8	5	-11

Technical Fouls: Coach 2nd 2:01

Shooting By Period		
1 st FG%	10-24	41.7%
3PT%	1-8	12.5%
FT%	8-10	80%
2 nd FG%	12-25	48.0%
3PT%	7-16	43.8%
FT%	7-13	53.8%
GM FG%	22-49	44.9%
3PT%	8-24	33.3%
FT%	15-23	65.2%

Dead Ball Rebounds: 3, 0

#23 Iowa State - 78

Record: 15-4 (4-2)

NO.	Name	Min	FG	3P	FT	Rebounds	Fouls	TP	AS	TO	ST	Blocks	+/-
			M-A	M-A	M-A	OR DR TOT	PF FD					BS BA	
0	Tre King	F 16:05	1-4	0-2	0-0	0 2 2	5 0	2	0	1	0	0	-1
12	Robert Jones	F 24:18	3-3	0-0	2-8	1 1 2	2 4	8	2	0	1	1	0

2023-24 BOX SCORES



Official Basketball Box Score - Final

Iowa St. at Baylor

02/03/24 Foster Pavilion, Waco
2023-24 Men's Basketball

Officials: Jeb Harness, Chance Moore, Christopher Merlo

Game Time: 7:00 PM
Game Duration: 2:31
Attendance: 7,500

Iowa St. - 68

Record: 16-5 (5-3)

NO.	Name		Min	FG M-A	3P M-A	FT M-A	Reb OR DR TOT	Fouls PF FD	TP	AS	TO	ST	Blocks BS BA	+/-				
0	Tre King	F	25:58	1-8	0-2	0-0	2	3	5	3	0	2	1	0	2	10		
12	Robert Jones	F	18:58	2-5	0-0	4-10	6	1	7	3	6	8	0	3	3	1	2	-1
22	Milan Momcilovic	F	35:26	4-10	0-2	2-2	1	1	2	3	2	10	3	0	0	0	0	-3
3	Tamin Lipsey	G	30:57	3-7	0-1	2-4	2	1	3	3	4	8	3	0	2	0	0	-5
10	Keshon Gilbert	G	33:52	7-12	5-6	5-8	2	2	4	3	8	24	2	4	2	0	0	-6
24	Hason Ward	F	19:41	1-3	0-0	1-2	1	3	4	5	2	3	1	2	1	4	0	-1
5	Curtis Jones	F	28:45	3-8	0-3	5-6	1	2	3	1	1	11	1	0	1	0	0	-4
4	Demarion Watson	F	04:08	1-2	0-0	0-0	0	1	0	1	0	2	0	0	0	0	0	-4
1	Jackson Paveletzke	F	02:15	0-1	0-0	0-0	0	0	0	0	0	0	0	0	0	0	0	0
Team							0	2	2	0	0	0	0	0	0	0	0	0
Totals				22:56	5-14	19-32	16	15	31	22	23	68	10	11	10	5	4	-2

Technical Fouls: NONE

Shooting By Period			
1 st FG%	10-28	35.7%	
3PT%	3-8	37.5%	
FT%	5-6	83.3%	
2 nd FG%	12-28	42.9%	
3PT%	2-6	33.3%	
FT%	14-16	56.8%	
GM FG%	22-56	39.3%	
3PT%	5-14	35.7%	
FT%	19-32	59.4%	
Dead Ball Rebounds: 7, 0			



Official Basketball Box Score - Final

Iowa St. at Texas

02/06/24 Moody Center, Austin
2023-24 Men's Basketball

Officials: Ron Groover, Marques Pettigrew, Amy Bonner

Iowa St. - 70

Record: 17-5 (6-3)

NO.	Name	Min	FG M-A	3P M-A	FT M-A	Rebounds OR DR TOT	Fouls PF FD	TP	AS	TO	ST	Blocks BS BA	+/-				
0	Tre King	F 18:52	3-7	1-2	0-0	1 1 2	4 1	7	0	0	1	1 1	0				
12	Robert Jones	F 23:02	3-11	0-0	0-0	3 1 4	2 0	6	3	1	1	0 0	0				
22	Milan Momcilovic	F 34:39	4-9	2-4	3-4	3 2 5	0 1	13	1	0	2	0 1	8				
3	Tamin Lipsey	G 33:27	5-12	2-3	0-1	3 4 7	2 4	12	5	3	4	0 2	5				
10	Keshon Gilbert	G 30:21	2-8	0-3	4-4	2 5 7	3 2 8	8	2	0	1	0 2	4				
5	Curtis Jones	29:57	4-10	1-5	2-2	0 1 1	1 1	11	0	1	0	0 1	5				
24	Hason Ward	13:59	2-4	0-0	1-2	3 2 5	1 1	5	0	1	1	2 0	4				
1	Jackson Paveletzke	08:53	3-4	0-0	0-0	0 3 3	4 0	6	0	1	0	0 1	-5				
4	Demarion Watson	06:50	1-1	0-0	0-0	0 1 1	2 1	2	0	0	0	1 0	0				
Team						1	0	1	0	1							
Totals			27:66	6-17	10-13	16	20	36	19	11	70	11	8	10	4	8	5

Technical Fouls: NONE

Shooting By Period			
1 st FG%	16-31	51.6%	
3PT%	4-8	50.0%	
FT%	0-0	0%	
2 nd FG%	11-35	31.4%	
3PT%	2-9	22.2%	
FT%	10-13	76.9%	
GM FG%	27-66	40.9%	
3PT%	6-17	35.3%	
FT%	10-13	76.9%	
Dead Ball Rebounds: 2, 0			

Baylor - 70

Record: 16-5 (5-3)

NO.	Name	Min	FG M-A	3P M-A	FT M-A	Rebounds OR DR TOT	Fouls PF FD	TP	AS	TO	ST	Blocks BS BA	+/-				
11	Jalen Bridges	F 34:11	4-7	4-5	2-2	0	4	4	2	1	1	3	0	1	19		
21	Yves Missi	F 19:57	2-5	0-0	2-2	1	1	2	4	2	6	1	1	4	2	7	
2	Jayden Nunn	G 24:55	4-5	2-3	6-10	0	3	3	4	6	16	2	3	2	0	0	0
4	JaKobe Walter	G 30:36	2-10	1-6	2-2	3	3	6	1	5	7	3	3	1	0	0	-1
10	Ray J Dennis	G 33:44	6-10	4-6	2-3	0	7	4	1	18	1	6	1	0	0	0	0
13	Langston Love	F 27:56	1-6	1-3	0-1	2	2	4	1	3	3	4	0	0	0	1	-4
15	Josh Ojiamwuna	F 15:17	2-3	0-0	0-1	3	1	4	4	3	4	1	3	0	0	1	-1
1	Miro Little	G 02:49	0-0	0-0	0-0	0	0	0	0	0	0	0	0	0	0	0	0
33	Caleb Lohner	G 05:49	0-0	0-0	2-2	1	0	1	1	1	2	0	0	0	0	0	-17
23	Jonathan Tchamwa Tchatchoua	F 04:46	0-0	0-0	0-0	0	1	1	2	0	0	1	0	0	0	0	-6
Team						3	1	4		0		2					
Totals			21:46	12-23	16-23	13	23	36	26	22	70	14	20	8	4	5	2

Technical Fouls: Coach 1st 10:17 Coach 2nd 11:20 Bench 2nd 10:59

Shooting By Period			
1 st FG%	11-27	40.7%	
3PT%	7-11	63.6%	
FT%	11-11	100%	
2 nd FG%	10-19	52.6%	
3PT%	5-12	41.7%	
FT%	5-12	41.7%	
GM FG%	21-46	45.7%	
3PT%	12-23	52.2%	
FT%	16-23	69.6%	
Dead Ball Rebounds: 4, 1			

	ISU	BU
Biggest lead	7 (2 nd 7:56)	15 (1 st 0:06)
Best Scoring Run	20 (2 nd 7:56)	12 (1 st 4:26)
Lead Changes	7	
Times Tied	3	
Time with Lead	08:18	29:52

Game Notes: 1st half 10:20 Technical foul BAY HC • 1st half 9:03 BU #23 game delay warning • 2nd half 11:20 Technical foul BAY HC, HC ejected • 2nd half 10:58 Technical foul BAY Bench •

Texas - 65

Record: 15-8 (4-6)

No.	Name	Min	FG M-A	3P M-A	FT M-A	Rebounds OR DR TOT	Fouls PF FD	TP	AS	TO	ST	Blocks BS BA	+/-				
1	Dylan Disu	31:24	10-19	3-6	5-5	4	6	10	3	5	28	2	2	3	2	1	-2
23	Dillon Mitchell	33:23	4-7	0-0	2-2	0	5	5	1	2	10	1	2	0	1	0	-5
2	Chendall Weaver	G 18:28	2-4	0-0	1-2	5	2	7	4	1	5	0	0	0	1	1	-2
3	Max Abmas	G 35:56	3-11	0-5	7-7	0	4	4	1	6	13	4	4	0	0	0	-6
4	Tyrese Hunter	G 32:43	0-8	0-3	0-0	1	2	3	1	0	0	7	3	0	1	2	-11
30	Brock Cunningham	28:59	2-3	0-0	1-2	1	2	3	0	1	5	0	0	1	0	0	9
5	Kadin Shedrick	10:04	1-1	0-0	0-0	0	2	2	1	2	2	0	1	0	2	0	-9
9	Itiel Horton	09:03	0-1	0-0	2-2	0	0	0	0	2	2	0	0	0	1	0	1
Team						0	1	1			0		2				
Totals			22:54	3-14	18-20	11	24	35	12	19	65	14	14	4	8	4	-5

Technical Fouls: Coach 2nd 16:26

	ISU	TEX
Biggest lead	18 (2 nd 14:47)	0 (1 st 20:00)
Best Scoring Run	7 (1 st 16:06)	8 (2 nd 2:59)
Lead Changes	0	
Times Tied	0	
Time with Lead	39:26	00:00

Points from Turnovers	ISU	TEX
Paint	18	6
Second Chance	34	32
Fast Breaks	16	9
Bench	4	4
	24	9

Period by Period Scoring			
	1st	2nd	TOT
ISU	36	34	70
TEX	19	46	65



Official Basketball Box Score - Final

TCU at #14 Iowa State

02/10/24 James H. Hilton Coliseum, Ames, Iowa
2023-24 Men's Basketball

Officials: Gerry Poland, Kelly Self, James Duke

Game Time: 1:06 PM
Game Duration: 2:14
Attendance: 14,267

TCU - 59

Record: 16-7 (5-5)

NO.	Name	Min	FG M-A	3P M-A	FT M-A	Rebounds OR DR TOT	Fouls PF FD	TP	AS	TO	ST	Blocks BS BA	+/-
2	Emanuel Miller	F 30:33	8-12	1-2	1-2	3 3 6	2 2 3	18	1	2	0	0	1 -1
8	Ernest Udeh Jr.	C 22:59	1-1	0-0	1-2	2 3 5	1 3 3	0	0	3	0	0	3
0	Micah Peavy	G 27:33	0-5	0-1	2-4	1 1 2	1 2 3	2	3	1	1	1	-9
3	Avery Anderson III	G 21:26	1-2	0-0	3-4	0 0 0	4 2 5	4	2	0	0	1	-4
11	Trevian Tennyson	G 32:19	1-7	1-6	0-0	0 4 4	3 1 3	2	2	3	0	0	-11
4	Jameer Nelson Jr.	T 20:15	3-9	0-4	0-0	1 1 1	3 2 6	3	1	0	0	0	-15
12	Xavier Cork	L 12:15	2-2	0-0	0-2	1 0 1	0 1 4	2	0	0	1	0	-6
5	Chuck O'Bannon	L 13:54	2-6	0-1	0-0	2 1 3	1 1 4	0	0	0	0	1	-4
21	JaKobe Coles	L 16:52	5-7	3-3	1-2	1 1 2	1 1 14	0	0	0	0	1	-5
44	Essam Mostafa	T 01:54	0-1	0-0	0-0	1 0 1	1 1 0	0	0	1	0	0	-8
Team						1 4 5		0	3				
Totals			23:52	5-17	8-16	12 18 30	17 16 59	15	12	7	3	6	-12

Technical Fouls: NONE

Shooting By Period			
1 st FG%	8-26	30.8%	
3PT%	3-11	27.3%	
FT%	3-8	37.5%	
2 nd FG%	15-26	57.7%	
3PT%	2-6	33.3%	
FT%	5-8	62.5%	
GM FG%	23-52	44.2%	
3PT%	5-17	29.4%	
FT%	8-16	50.0%	
Dead Ball Rebounds: 5, 1			

#14 Iowa State - 71

Record: 18-5 (7-3)

NO.	Name	Min	FG		3P		FT		Rebounds			Fouls		TP	AS	TO	ST	Blocks		+/-																		
			M	A	M	A	M	A	OR	DR	TOT	PF	FD					BS	BA																			
0	Tre King	F 30:35	4-7	1-3	6-7	1	2	3	2	5	0	1	0	1	1	19																						
12	Robert Jones	F 25:22	4-7	0-0	0-0	2	1	3	3	0	8	3	2	2	2	0	12																					
22	Milan Momcilovic	F 31:13	2-7	1-3	0-0	0	5	5	2	2	5	1	0	0	1	1	1																					
3	Tamin Lipsey	G 22:19	3-7	1-3	0-0	1	1	2	4	2	7	6	3	0	0	0	12																					
5	Keshon Gilbert	G 32:28	2-7	1-4	8-9	0	4	4	1	6	13	7	4	1	1	0	15																					
10	Curry Jones	29:31	5-9	2-3	0-0	0	3	3	1	4	13	6	0	0	0	0	0																					
24	Hason Ward	14:26	0-0	0-0	1-2	0	3	3	1	2	0	0	0	0	0	0	0																					
4	Demarion Watson	09:25	2-2	0-0	0	0	0	0	1	0	4	0	0	0	0	2	0			-7																		
1	Jackson Paveletzke	04:33	1-1	1-1	0-0	0	0	0	1	0	3	0	0	0	0	0	4																					
Team									1			2		0																								
Totals			24-48			8-19			15-18			5			20			16			71			20			5			6			3			12		

2023-24 BOX SCORES



Official Basketball Box Score - Final
Texas Tech at #10 Iowa State
02/17/24 James H. Hilton Coliseum, Ames, Iowa
2023-24 Men's Basketball

Game Time: 11:01 AM
Game Duration: 2:05
Attendance: 14,207

Officials: Darron George, Brooks Wells, Steve Divine

Texas Tech - 74

Record: 18-7 (7-5)

NO.	Name	Min	FG		3P		FT		Rebounds			Fouls		TP	AS	TO	ST	Blocks		+/-
			M-A	M-A	M-A	M-A	OR	DR	TOT	PF	FD							BS	BA	
5	Darrion Williams	F 37:53	3-5	2-3	4-4	1	10	11	4	4	12	2	4	2	0	0	-8			
25	Robert Jennings	F 28:31	4-7	0-0	5-7	3	2	5	2	5	13	1	2	0	1	1	-1			
2	Pop Isaacs	G 28:30	2-11	0-7	4-4	0	2	2	4	4	8	3	5	0	0	0	-14			
6	Joe Toussaint	G 36:48	6-9	3-4	1-1	0	1	1	1	4	16	4	1	1	0	0	-9			
24	Kerwin Walton	G 25:57	3-8	3-8	0-0	0	0	0	3	0	9	1	0	1	0	0	2			
0	Chance McMillian	31:25	4-10	0-6	2-2	1	5	6	1	1	10	2	2	0	0	0	-3			
21	KyeRon Lindsay	10:56	2-3	0-0	2-4	0	4	4	0	2	6	0	1	0	1	0	-7			
Team									1	4	5			0		1				
Totals			24-53	8-28	18-22		6	28	34	16	20	74	13	16	4	2	1	-8		

Technical Fouls:Coach 2nd7:07

Shooting By Period			
1 st FG%	7-21	33.3%	
3PT%	1-10	10.0%	
FT%	9-12	75%	
2 nd FG%	17-32	53.1%	
3PT%	7-18	38.9%	
FT%	9-10	90%	
GM FG%	24-53	45.3%	
3PT%	8-28	28.6%	
FT%	18-22	81.8%	

Dead Ball Rebounds: 3, 1

#10 Iowa State - 82

Record: 20-5 (9-3)

NO.	Name	Min	FG		3P		FT		Rebounds			Fouls		TP	AS	TO	ST	Blocks		+/-
			M-A	M-A	M-A	M-A	OR	DR	TOT	PF	FD							BS	BA	
0	Tre King	F 24:54	4-8	0-1	0-1	0	3	3	2	2	8	0	1	1	0	0	9			
12	Robert Jones	F 25:20	5-6	0-0	0-0	3	4	7	4	1	10	1	0	2	1	0	3			
22	Milan Momcilovic	F 33:42	5-14	0-3	0-1	0	1	1	1	3	10	1	2	0	0	0	17			
3	Tamin Lipsey	G 26:58	3-8	0-2	4-5	1	3	4	3	3	10	4	2	2	0	1	2			
10	Keshon Gilbert	G 35:07	8-16	4-7	4-6	2	6	8	2	5	24	5	0	1	0	1	3			
5	Curtis Jones	29:59	4-11	2-6	2-2	1	2	3	2	1	12	2	0	0	0	0	-1			
24	Hason Ward	09:21	1-3	0-0	0-0	0	1	1	4	0	2	0	1	2	0	0	7			
4	Demarion Watson	06:48	2-2	0-0	0-0	0	3	3	1	0	4	0	0	0	0	0	-2			
1	Jackson Paveletzke	07:51	1-2	0-0	0-0	0	1	1	1	0	2	0	0	0	0	0	2			
Team									4	0	4			0		0				
Totals			33-70	6-19	10-15	11	24	35	20	15	82	13	6	8	1	2	8			

Technical Fouls: NONE

Shooting By Period			
1 st FG%	17-39	43.6%	
3PT%	2-11	18.2%	
FT%	2-4	50%	
2 nd FG%	16-31	51.6%	
3PT%	4-8	50.0%	
FT%	8-11	72.7%	
GM FG%	33-70	47.1%	
3PT%	6-19	31.6%	
FT%	10-15	66.7%	

Dead Ball Rebounds: 2, 0

TTU		ISU	
Biggest lead	2 (1 st 18:57)	21 (2 nd 11:23)	
Best Scoring Run	7 (2 nd 7:57)	10 (1 st 8:42)	
Lead Changes	1		
Times Tied	1		
Time with Lead	00:18	37:35	

Points from	TTU	ISU
Turnovers	0	28
Paint	22	44
Second Chance	9	11
Fast Breaks	0	11
Bench	16	20

Period by Period Scoring			
	1st	2nd	TOT
TTU	24	50	74
ISU	38	44	82

Game Notes:Class A Technical: TTU Coach (7:07, 2nd) ♦

2023-24 IOWA STATE OVERALL STATS

Game Records

Record	Overall	Home	Away	Neutral
ALL GAMES	20-5	15-0	4-3	1-2
CONFERENCE	9-3	6-0	3-3	0-0
NON-CONFERENCE	11-2	9-0	1-0	1-2

Score by Periods

Team	1st	2nd	OT	TOT
Iowa St.	952	1016	0	1968
Opponents	694	868	0	1562

Team Box Score

No.	Player				Total		3-Point		F-Throw		Rebounds													
		GP-GS	MIN	AVG	FG-FGA	FG%	3FG-3FGA	3FG%	FT-FTA	FT%	OFF	DEF	TOT	AVG	PF	DQ	A	TO	BLK	STL	PTS	AVG		
10	GILBERT, Keshon	25-25	762:06	30.5	115-250	.460	25-77	.325	100-138	.725	25	94	119	4.8	55	1	103	69	2	41	355	14.2		
3	LIPSEY, Tamin	24-24	734:27	30.6	109-250	.436	29-80	.363	69-102	.676	33	84	117	4.9	52	2	131	52	2	70	316	13.2		
22	MOMCILOVIC, Milan	25-25	780:43	31.2	105-235	.447	45-117	.385	46-55	.836	12	69	81	3.2	43	0	29	22	10	17	301	12.0		
5	JONES, Curtis	25-1	648:02	25.9	89-220	.405	44-129	.341	31-39	.795	8	63	71	2.8	44	0	54	16	1	43	253	10.1		
0	KING, Tre	25-25	572:42	22.9	89-178	.500	9-34	.265	47-59	.797	41	83	124	5.0	61	1	18	39	8	28	234	9.4		
12	JONES, Robert	25-22	563:05	22.5	90-141	.638	0-0	.000	36-72	.500	62	53	115	4.6	52	1	24	26	23	26	216	8.6		
24	WARD, Hason	16-3	264:54	16.6	42-72	.583	0-0	.000	12-23	.522	30	36	66	4.1	43	1	16	12	17	19	96	6.0		
1	PAVELETZKE, Jackson	24-0	300:30	12.5	34-77	.442	12-28	.429	19-26	.731	2	29	31	1.3	16	0	30	14	0	6	99	4.1		
33	BILIEW, Omaha	16-0	125:31	7.8	14-24	.583	0-2	.000	17-27	.630	10	13	23	1.4	17	1	5	6	1	6	45	2.8		
4	WATSON, Demarion	24-0	202:11	8.4	17-29	.586	1-1	1.000	7-12	.583	16	25	41	1.7	22	0	3	4	11	9	42	1.8		
11	FISH, Kayden	4-0	18:13	4.6	2-5	.400	0-0	.000	2-2	1.000	3	3	6	1.5	4	0	1	1	1	0	6	1.5		
13	KELDERMAN, Cade	9-0	18:13	2.0	1-3	.333	1-2	.500	2-2	1.000	0	1	1	0.1	0	0	0	0	0	3	5	0.6		
23	HAWLEY, Conrad	7-0	09:24	1.3	0-1	.000	0-0	.000	0-2	.000	2	0	2	0.3	1	0	1	0	0	0	0	0.0		
Team											39	29	68					7						
Total		25	5000		707-1485	.476	166-470	.353	388-559	.694	283	582	865	34.6	410	7	415	268	76	268	1968	78.7		
Opponents		25	5000		521-1287	.405	197-586	.336	323-449	.719	235	574	809	32.4	468	11	312	451	81	149	1562	62.5		

Team Statistics

	IOWAST	OPP
Scoring		
Points per game	78.7	62.5
Scoring margin	+16.2	-
Field goals-att		
Field goal pct	.476	.405
3 point fg-att		
3-point FG pct	.353	.336
3-pt FG made per game	6.6	7.9
Free throws-att		
Free throw pct	.694	.719
F-Throws made per game	15.5	12.9
Rebounds		
Rebounds per game	34.6	32.4
Rebounding margin	+2.2	-
Assists		
Assists per game	16.6	12.5
Turnovers		
Turnovers per game	10.7	18.0
Turnover margin	+7.3	-
Assist/turnover ratio	1.5	0.7
Steals		
Steals per game	10.7	6.0
Blocks		
Blocks per game	3.0	3.2
Winning streak		
Home win streak	15	-
Attendance		
Home games-Avg/Game	15-13788	7-9914
Neutral site-Avg/Game	-	3-2334

Team Results

Date	Opponent		Score	Att.
11/06/2023	Green Bay	W	85-44	13360
11/09/2023	Lindenwood	W	102-47	13327
11/12/2023	Idaho St.	W	86-55	13529
11/19/2023	Grambling	W	92-37	12975
11/23/2023	vs VCU	W	68-64	2458
11/24/2023	vs Virginia Tech	L	62-71	2579
11/26/2023	vs Texas A&M	L	69-73	1964
12/01/2023	at DePaul	W	99-80	4852
12/07/2023	Iowa	W	90-65	14267
12/10/2023	Prairie View	W	107-56	13570
12/17/2023	Florida A&M	W	96-58	13081
12/21/2023	Eastern Ill.	W	80-48	12841
12/31/2023	New Hampshire	W	85-70	14267
01/06/2024	at Oklahoma	L	63-71	11333
01/09/2024	Houston	W	57-53	14267
01/13/2024	Oklahoma St.	W	66-42	14267
01/16/2024	at BYU	L	72-87	15491
01/20/2024	at TCU	W	73-72	7739
01/24/2024	Kansas St.	W	78-67	14267
01/27/2024	Kansas	W	79-75	14267
02/03/2024	at Baylor	L	68-70	7500
02/06/2024	at Texas	W	70-65	10663
02/10/2024	TCU	W	71-59	14267
02/13/2024	at Cincinnati	W	68-59	11819
02/17/2024	Texas Tech	W	82-74	14267

2023-24 IOWA STATE BIG 12 STATS

Game Records

Record	Overall	Home	Away	Neutral
ALL GAMES	9-3	6-0	3-3	0-0
CONFERENCE	9-3	6-0	3-3	0-0
NON-CONFERENCE	0-0	0-0	0-0	0-0

Score by Periods

Team	1st	2nd	OT	TOT
Iowa St.	410	437	0	847
Opponents	330	464	0	794

Team Box Score

No.	Player				Total		3-Point		F-Throw		Rebounds											
		GP-GS	MIN	AVG	FG-FGA	FG%	3FG-3FGA	3FG%	FT-FTA	FT%	OFF	DEF	TOT	AVG	PF	DQ	A	TO	BLK	STL	PTS	AVG
10	GILBERT, Keshon	12-12	378:58	31.6	56-125	.448	16-45	.356	40-52	.769	13	45	58	4.8	27	1	39	32	1	14	168	14.0
3	LIPSEY, Tamin	11-11	332:20	30.2	38-107	.355	8-31	.258	30-42	.714	14	26	40	3.6	28	1	52	23	1	23	114	10.4
22	MOMCILOVIC, Milan	12-12	399:23	33.3	44-114	.386	17-54	.315	19-25	.760	6	29	35	2.9	18	0	15	11	1	10	124	10.3
5	JONES, Curtis	12-1	333:06	27.8	43-103	.417	19-57	.333	19-22	.864	3	21	24	2.0	22	0	26	6	0	19	124	10.3
0	KING, Tre	12-12	285:09	23.8	35-87	.402	8-27	.296	18-23	.783	15	38	53	4.4	32	1	5	19	4	13	96	8.0
12	JONES, Robert	12-12	260:10	21.7	40-69	.580	0-0	.000	14-32	.438	31	20	51	4.3	29	0	12	13	9	12	94	7.8
24	WARD, Hason	12-0	197:33	16.5	31-53	.585	0-0	.000	10-18	.556	22	26	48	4.0	32	1	13	12	10	14	72	6.0
1	PAVELETZKE, Jackson	11-0	79:26	7.2	12-21	.571	2-4	.500	2-2	1.000	1	8	9	0.8	8	0	3	5	0	3	28	2.5
4	WATSON, Demarion	12-0	119:60	10.0	9-17	.529	1-1	1.000	4-6	.667	10	17	27	2.3	15	0	2	1	7	4	23	1.9
33	BILIEW, Omaha	4-0	12:35	3.1	2-2	1.000	0-0	.000	0-3	.000	1	2	3	0.8	0	0	0	0	0	0	4	1.0
13	KELDERMAN, Cade	1-0	01:20	1.3	0-0	.000	0-0	.000	0-0	.000	0	0	0	0.0	0	0	0	0	0	0	0	0.0
Team											15	12	27					5				
Total		12	2400		310-698	.444	71-219	.324	156-225	.693	131	244	375	31.3	211	4	167	127	33	112	847	70.6
Opponents		12	2400		266-615	.433	95-277	.343	167-232	.720	128	281	409	34.1	209	3	167	201	47	70	794	66.2

Team Statistics

	IOWAST	OPP
Scoring	847	794
Points per game	70.6	66.2
Scoring margin	+4.4	-
Field goals-att	310-698	266-615
Field goal pct	.444	.433
3 point fg-att	71-219	95-277
3-point FG pct	.324	.343
3-pt FG made per game	5.9	7.9
Free throws-att	156-225	167-232
Free throw pct	.693	.720
F-Throws made per game	13.0	13.9
Rebounds	375	409
Rebounds per game	31.3	34.1
Rebounding margin	-2.8	-
Assists	167	167
Assists per game	13.9	13.9
Turnovers	127	201
Turnovers per game	10.6	16.8
Turnover margin	+6.2	-
Assist/turnover ratio	1.3	0.8
Steals	112	70
Steals per game	9.3	5.8
Blocks	33	47
Blocks per game	2.8	3.9
Winning streak	4	-
Home win streak	6	-
Attendance	85602	64545
Home games-Avg/Game	6-14267	6-10758
Neutral site-Avg/Game	-	0-0

Team Results

Date	Opponent		Score	Att.
01/06/2024	at Oklahoma	L	63-71	11333
01/09/2024	Houston	W	57-53	14267
01/13/2024	Oklahoma St.	W	66-42	14267
01/16/2024	at BYU	L	72-87	15491
01/20/2024	at TCU	W	73-72	7739
01/24/2024	Kansas St.	W	78-67	14267
01/27/2024	Kansas	W	79-75	14267
02/03/2024	at Baylor	L	68-70	7500
02/06/2024	at Texas	W	70-65	10663
02/10/2024	TCU	W	71-59	14267
02/13/2024	at Cincinnati	W	68-59	11819
02/17/2024	Texas Tech	W	82-74	14267

2023-24 IOWA STATE SEASON/CAREER STATS

Summary

Player	Season Statistics										Career Statistics									
	GP-GS	MIN/G	FG%	3FG%	FT%	R/G	A/G	STL	BLK	PTS/G	GP-GS	MIN/G	FG%	3FG%	FT%	R/G	A/G	STL	BLK	PTS/G
BILIEW, Omaha	16-0	7.8	.583	.000	.630	1.4	0.3	6	1	2.8	16-0	7.8	.583	.000	.630	1.4	0.3	6	1	2.8
FISH, Kayden	4-0	4.6	.400	.000	1.000	1.5	0.3	0	1	1.5	4-0	4.6	.400	.000	1.000	1.5	0.3	0	1	1.5
GILBERT, Keshon	25-25	30.5	.460	.325	.725	4.8	4.1	41	2	14.2	88-58	23.6	.445	.343	.742	3.6	2.9	131	9	9.0
HAWLEY, Conrad	7-0	1.3	.000	.000	.000	0.3	0.1	0	0	0.0	16-0	1.6	.000	.000	.250	0.6	0.1	0	0	0.1
JONES, Curtis	25-1	25.9	.405	.341	.795	2.8	2.2	43	1	10.1	84-32	23.4	.402	.353	.766	3.2	2.2	100	10	9.4
JONES, Robert	25-22	22.5	.638	.000	.500	4.6	1.0	26	23	8.6	138-72	18.8	.549	.000	.446	4.0	0.8	95	75	6.7
KELDERMAN, Cade	9-0	2.0	.333	.500	1.000	0.1	0.0	3	0	0.6	9-0	2.0	.333	.500	1.000	0.1	0.0	3	0	0.6
KING, Tre	25-25	22.9	.500	.265	.797	5.0	0.7	28	8	9.4	140-107	22.4	.496	.267	.738	5.0	0.7	155	88	9.6
LIPSEY, Tamin	24-24	30.6	.436	.363	.676	4.9	5.5	70	2	13.2	57-57	30.0	.457	.324	.706	4.4	4.9	143	5	9.8
MOMCILOVIC, Milan	25-25	31.2	.447	.385	.836	3.2	1.2	17	10	12.0	25-25	31.2	.447	.385	.836	3.2	1.2	17	10	12.0
PAVELETZKE, Jackson	24-0	12.5	.442	.429	.731	1.3	1.3	6	0	4.1	57-33	24.3	.483	.400	.824	2.1	2.7	31	0	10.5
WARD, Hason	16-3	16.6	.583	.000	.522	4.1	1.0	19	17	6.0	118-38	15.0	.587	.000	.645	3.7	0.7	80	146	5.0
WATSON, Demarion	24-0	8.4	.586	1.000	.583	1.7	0.1	9	11	1.8	53-0	10.2	.444	.250	.500	2.2	0.2	18	26	1.7

Scoring

Player	Season Statistics								Career Statistics							
	FG-FGA	FG%	3FG-3FGA	3FG%	FT-FTA	FT%	PTS	PTS/G	FG-FGA	FG%	3FG-3FGA	3FG%	FT-FTA	FT%	PTS	PTS/G
BILIEW, Omaha	14-24	.583	0-2	.000	17-27	.630	45	2.8	14-24	.583	0-2	.000	17-27	.630	45	2.8
FISH, Kayden	2-5	.400	0-0	.000	2-2	1.000	6	1.5	2-5	.400	0-0	.000	2-2	1.000	6	1.5
GILBERT, Keshon	115-250	.460	25-77	.325	100-138	.725	355	14.2	265-595	.445	60-175	.343	201-271	.742	791	9.0
HAWLEY, Conrad	0-1	.000	0-0	.000	0-2	.000	0	0.0	0-5	.000	0-1	.000	1-4	.250	1	0.1
JONES, Curtis	89-220	.405	44-129	.341	31-39	.795	253	10.1	280-697	.402	135-382	.353	95-124	.766	790	9.4
JONES, Robert	90-141	.638	0-0	.000	36-72	.500	216	8.6	389-709	.549	0-0	.000	140-314	.446	918	6.7
KELDERMAN, Cade	1-3	.333	1-2	.500	2-2	1.000	5	0.6	1-3	.333	1-2	.500	2-2	1.000	5	0.6
KING, Tre	89-178	.500	9-34	.265	47-59	.797	234	9.4	526-1060	.496	39-146	.267	256-347	.738	1347	9.6
LIPSEY, Tamin	109-250	.436	29-80	.363	69-102	.676	316	13.2	205-449	.457	34-105	.324	113-160	.706	557	9.8
MOMCILOVIC, Milan	105-235	.447	45-117	.385	46-55	.836	301	12.0	105-235	.447	45-117	.385	46-55	.836	301	12.0
PAVELETZKE, Jackson	34-77	.442	12-28	.429	19-26	.731	99	4.1	201-416	.483	58-145	.400	136-165	.824	596	10.5
WARD, Hason	42-72	.583	0-0	.000	12-23	.522	96	6.0	254-433	.587	0-13	.000	78-121	.645	586	5.0
WATSON, Demarion	17-29	.586	1-1	1.000	7-12	.583	42	1.8	36-81	.444	5-20	.250	13-26	.500	90	1.7

Totals

Player	Season Statistics								Career Statistics							
	O-REB	D-REB	TOTAL	PF	FO	A	TO	A/TO	O-REB	D-REB	TOTAL	PF	FO	A	TO	A/TO
BILIEW, Omaha	10	13	23	17	1	5	6	0.8	10	13	23	17	1	5	6	0.8
FISH, Kayden	3	3	6	4	0	1	1	1.0	3	3	6	4	0	1	1	1.0
GILBERT, Keshon	25	94	119	55	1	103	69	1.5	82	231	313	182	3	254	198	1.3
HAWLEY, Conrad	2	0	2	1	0	1	0	0.0	4	5	9	2	0	1	0	0.0
JONES, Curtis	8	63	71	44	0	54	16	3.4	45	227	272	139	1	182	67	2.7
JONES, Robert	62	53	115	52	1	24	26	0.9	230	317	547	337	12	113	181	0.6
KELDERMAN, Cade	0	1	1	0	0	0	0	0.0	0	1	1	0	0	0	0	0.0
KING, Tre	41	83	124	61	1	18	39	0.5	251	448	699	433	23	95	204	0.5
LIPSEY, Tamin	33	84	117	52	2	131	52	2.5	80	168	248	127	4	277	133	2.1
MOMCILOVIC, Milan	12	69	81	43	0	29	22	1.3	12	69	81	43	0	29	22	1.3
PAVELETZKE, Jackson	2	29	31	16	0	30	14	2.1	15	104	119	52	0	153	93	1.6
WARD, Hason	30	36	66	43	1	16	12	1.3	149	289	438	238	5	79	112	0.7
WATSON, Demarion	16	25	41	22	0	3	4	0.8	43	72	115	55	0	13	20	0.7

Game Records

Record	Overall	Home	Away	Neutral
ALL GAMES	20-5	15-0	4-3	1-2
CONFERENCE	9-3	6-0	3-3	0-0
NON-CONFERENCE	11-2	9-0	1-0	1-2

Team Box Score Extended

No.	Player	GP-GS			Total			3-Point			F-Throw			Rebounds			PF	DQ	A	A/G	TO	TO/G	A/TO	BLK	BLK/G	STL	STL/G	PTS	AVG
		GP	GS	MIN	AVG	FG	FGA	FG%	3FG	3FGA	3FG%	FT	FTA	FT%	OFF	DEF	TOT												
10	GILBERT, Keshon	25-25		762:06	30.5	115-250	460	.460	25-77	325	.100-138	725	25	94	119	4.8	55	1	103	4.12	69	2.76	1.49	2	0.08	41	1.64	355	14.2
3	LIPSEY, Tamin	24-24		734:27	30.6	109-250	436	.436	29-80	.363	69-102	.676	33	84	117	4.9	52	2	131	5.46	52	2.17	2.52	2	0.08	70	2.92	316	13.2
22	MOMICLOVIC, Milan	25-25		780:43	31.2	105-235	447	.447	45-117	.385	46-55	.836	12	69	81	3.2	43	0	29	1.16	22	0.88	1.32	10	0.40	17	0.68	301	12.0
5	JONES, Curtis	25-1		648:02	25.9	89-220	405	.405	44-129	.341	31-39	.795	8	63	71	2.8	44	0	54	2.16	16	0.64	3.38	1	0.04	43	1.72	253	10.1
0	KING, Tre	25-25		572:42	22.9	89-178	500	.500	9-34	.265	47-59	.797	41	83	124	5.0	61	1	18	0.72	39	1.56	0.46	8	0.32	28	1.12	234	9.4
12	JONES, Robert	25-22		563:05	22.5	90-141	638	.638	0-0	.000	36-72	.500	62	53	115	4.6	52	1	24	0.96	26	1.04	0.92	23	0.92	26	1.04	216	8.6
24	WARD, Hason	16-3		264:54	16.6	42-72	583	.583	0-0	.000	12-23	.522	30	36	66	4.1	43	1	16	1.00	12	0.75	1.33	17	1.06	19	1.19	96	6.0
1	PAVELETZKE, Jackson	24-0		300:30	12.5	34-77	442	.442	12-28	.429	19-26	.731	2	29	31	1.3	16	0	30	1.25	14	0.58	2.14	0	0.00	6	0.25	99	4.1
33	BILIEW, Omaha	16-0		125:31	7.8	14-24	583	.583	0-2	.000	17-27	.630	10	13	23	1.4	17	1	5	0.31	6	0.38	0.83	1	0.06	6	0.38	45	2.8
4	WATSON, Demarion	24-0		202:11	8.4	17-29	586	.586	1-1	1.000	7-12	.583	16	25	41	1.7	22	0	3	0.13	4	0.17	0.75	11	0.46	9	0.38	42	1.8
11	FISH, Kayden	4-0		18:13	4.6	2-5	400	.400	0-0	.000	2-2	1.000	3	3	6	1.5	4	0	1	0.25	1	0.25	1.00	1	0.25	0	0.00	6	1.5
13	KELDERMAN, Cade	9-0		18:13	2.0	1-3	333	.333	1-2	.500	2-2	1.000	0	1	1	0.1	0	0	0	0.00	0	0.00	0.00	0	0.00	3	0.33	5	0.6
23	HAWLEY, Conrad	7-0		09:24	1.3	0-1	.000	.000	0-0	.000	0-2	.000	2	0	2	0.3	1	0	1	0.14	0	0.00	1.00	0	0.00	0	0.00	0	0.0
Total		25		5000		707-1485	476	.476	166-470	.353	388-559	.694	283	582	865	34.6	410	7	415	16.60	268	10.72	1.55	76	3.04	268	10.72	1968	78.7
Opponents		25		5000		521-1287	405	.405	197-586	.336	323-449	.719	235	574	809	32.4	468	11	312	12.48	451	18.04	0.69	81	3.24	149	5.96	1562	62.5

Score by Periods

Team	1st	2nd	OT	TOT
Iowa St.	952	1016	0	1968
Opponents	694	868	0	1562

2023-24 IOWA STATE COMPARISON STATS

Opponent	1st	2nd	Score	Mar	Total FG	FG Pct	3-Pointers	3FG Pct	Free Throws	FT Pct	Rebounds	Assist	T/Over	Block	Steal	Foul	
GREEN BAY	49/18	36/26	85-44	+41	31-66/13-46	.470/.283	8-18/8-33	.444/.242	15-22/10-14	.682/.714	44/29	+15	16/7	4/16	2/5	10/2	15/18
LINDENWOOD	46/23	56/24	102-47	+55	39-66/13-46	.591/.283	7-20/7-24	.350/.292	17-21/14-20	.810/.700	41/27	+14	25/8	8/22	5/1	19/5	19/19
IDAHO ST.	44/25	42/30	86-55	+31	31-65/18-43	.477/.419	4-13/8-19	.308/.421	20-30/11-22	.667/.500	37/30	+7	15/11	9/24	5/4	17/6	23/23
GRAMBLING	48/14	44/23	92-37	+55	32-51/14-49	.627/.286	7-15/3-12	.467/.250	21-27/6-7	.778/.857	37/18	+19	20/5	14/21	4/2	14/7	8/21
VCU	24/33	44/31	68-64	+4	24-59/20-44	.407/.455	2-13/10-23	.154/.435	18-30/14-18	.600/.778	38/29	+9	11/11	7/16	1/5	7/3	14/22
Virginia Tech	30/40	32/31	62-71	(9)	21-50/20-49	.420/.408	5-21/11-28	.238/.393	15-26/20-23	.577/.870	30/35	(5)	12/16	13/15	1/1	9/7	19/18
Texas A&M	35/25	34/48	69-73	(4)	21-61/26-64	.344/.406	9-34/6-24	.265/.250	18-27/15-25	.667/.600	44/42	+2	14/10	16/13	2/3	9/11	20/21
DePaul	41/37	58/43	99-80	+19	39-69/25-56	.565/.446	7-17/9-19	.412/.474	14-21/21-24	.667/.875	34/31	+3	29/14	9/17	2/3	9/8	16/16
IOWA	47/29	43/36	90-65	+25	32-60/22-57	.533/.386	8-17/8-26	.471/.308	18-26/13-16	.692/.813	36/33	+3	19/14	12/19	6/3	12/9	13/21
PRAIRIE VIEW	52/35	55/21	107-56	+51	31-51/19-57	.608/.333	9-15/7-19	.600/.368	36-48/11-13	.750/.846	43/22	+21	19/11	25/29	5/3	16/14	17/30
FLORIDA A&M	44/24	52/34	96-58	+38	35-59/20-51	.593/.392	10-20/10-27	.500/.370	16-24/8-14	.667/.571	30/36	(6)	24/14	5/23	3/2	15/0	12/20
EASTERN ILL.	39/26	41/22	80-48	+32	27-56/20-51	.482/.392	10-23/4-21	.435/.190	16-18/4-6	.889/.667	32/32	-	20/11	8/17	3/1	6/2	12/19
NEW HAMPSHIRE	43/35	42/35	85-70	+15	34-74/25-59	.459/.424	9-25/11-34	.360/.324	8-14/9-15	.571/.600	44/36	+8	24/14	11/18	4/1	13/5	11/11
Oklahoma	26/32	37/39	63-71	(8)	26-61/24-51	.426/.471	3-16/10-25	.188/.400	8-11/13-16	.727/.813	31/29	+2	9/17	8/11	0/3	6/3	17/17
HOUSTON	31/21	26/32	57-53	+4	18-47/19-50	.383/.380	3-15/7-26	.200/.269	18-22/8-12	.818/.667	28/34	(6)	14/8	12/16	0/5	8/7	12/19
OKLAHOMA ST.	37/26	29/16	66-42	+24	27-58/15-47	.466/.319	3-15/7-24	.200/.292	9-11/5-14	.818/.357	35/32	+3	16/10	9/20	3/3	13/6	18/16
BYU	35/39	37/48	72-87	(15)	26-59/27-57	.441/.474	4-14/13-35	.286/.371	16-25/20-24	.640/.833	34/36	(2)	13/21	13/11	3/3	4/7	17/19
TCU	44/26	29/46	73-72	+1	29-62/23-46	.468/.500	7-21/6-18	.333/.333	8-13/20-26	.615/.769	24/40	(16)	18/13	13/27	4/5	18/5	18/15
KANSAS ST.	41/29	37/38	78-67	+11	22-51/22-49	.431/.449	7-21/8-24	.333/.333	27-39/15-23	.692/.652	38/25	+13	13/13	15/17	1/5	10/8	20/26
KANSAS	30/26	49/49	79-75	+4	28-61/27-60	.459/.450	14-30/7-20	.467/.350	9-18/14-19	.500/.737	34/40	(6)	18/18	11/12	5/1	8/5	17/17
Baylor	28/40	40/30	68-70	(2)	22-56/21-46	.393/.457	5-14/12-23	.357/.522	19-32/16-23	.594/.696	31/36	(5)	10/14	11/20	5/4	10/8	22/23
Texas	36/19	34/46	70-65	+5	27-66/22-54	.409/.407	6-17/3-14	.353/.214	10-13/18-20	.769/.900	36/35	+1	11/14	8/14	4/8	10/4	19/11
TCU	30/22	41/37	71-59	+12	24-48/23-52	.500/.442	8-19/5-17	.421/.294	15-18/8-16	.833/.500	25/30	(5)	20/15	10/12	6/3	5/7	16/17
Cincinnati	34/26	34/33	68-59	+9	28-59/19-50	.475/.380	5-18/9-23	.278/.391	7-8/12-17	.875/.706	24/38	(14)	12/11	11/25	1/5	12/6	15/14
TEXAS TECH	38/24	44/50	82-74	+8	33-70/24-53	.471/.453	6-19/8-28	.316/.286	10-15/18-22	.667/.818	35/34	+1	13/13	6/16	1/2	8/4	20/15

Note: Game totals are displayed in the format TEAM/OPPONENT for each category

RADIO/TV CHART

COACHING STAFF/SUPPORT STAFF



T.J. OTZELBERGER
Head Coach
3rd Year
OTTS-ull-burger




JR BLOUNT
Assistant Coach
3rd year
J-R rhymes with count



KYLE GREEN
Assistant Coach
3rd year




NATE SCHMIDT
Assistant Coach
3rd year



MICAH BYARS
Dir. of Operations
13th year



PETE LINK
Strength Coach
3rd year



ERIK CRAWFORD
Director of Player
Development
5th Year



STEVIE TAYLOR
Assistant Director of
Player Development
2nd year



THOMAS POLLARD
Data Analytics
Specialist
2nd year



LAVONTE DAVIS
Graduate Assistant
1st year



BRIAN PEARSON
Graduate Assistant
1st year



VIC MILLER
Athletic Trainer
22nd year

STUDENT-ATHLETES



Tre King
F • 6-7 • 230 • Sr.
Lexington, Ky.



Jackson Paveletzke
(PAV-uh-LET-ski)
(Pav rhymes with have)
G • 6-2 • 185 • So.
Kimberly, Wis.



Jelani Hamilton
G • 6-5 • 195 • Fr.
Marietta, Ga.



Tamin Lipsey
(Tay-men)
G • 6-1 • 200 • So.
Ames, Iowa



Demarion Watson
(Duh-mar-eon)
G • 6-7 • 220 • So.
Maple Grove, Minn.




Curtis Jones
G • 6-4 • 190 • Sr.
Minneapolis, Minn.



Keshon Gilbert
(KEY-shonn)
G • 6-4 • 200 • Jr.
St. Louis, Mo.



Kayden Fish
G • 6-6 • 250 • Fr.
Kansas City, Mo.



Robert Jones
F • 6-10 • 255 • Sr.
Prior Lake, Minn.



Cade Kelderman
(KELL-dur-men)
G • 6-1 • 180 • Fr.
Waukee, Iowa



Milan Momcilovic
(MEE-lunn
mom-CHILL-uh-VEECH)
F • 6-8 • 220 • Fr.
Pewaukee, Wis.



Conrad Hawley
F • 6-5 • 220 • Jr.
Raymore, Mo.



Hason Ward
(Huh-san)
F • 6-9 • 230 • Sr.
St. Thomas, Barbados



JT Rock
C • 7-1 • 255 • Fr.
Sioux Falls, S.D.



Omaha Biliew
(OH-muh-HAW b'LOO)
F • 6-8 • 225 • Fr.
Waukee, Iowa

SOCIAL MEDIA DIRECTORY

PLAYER

BILIEW
FISH
GILBERT
HAMILTON
HAWLEY
C. JONES
R. JONES
KELDERMAN
KING
LIPSEY
MOMCILOVIC
PAVELETZKE
ROCK
WARD
WATSON

TWITTER/X

@BiliewOmaha
@KaydenFish1
@kg2times
@JelaniHamilton_
@conradxhawley
@Curtis_Jones3
@robbyj1415
@cade_for3
@atgTreking
@TaminLipsey
@MilanMomcilovi5
@jacksonpavvv
@JTRock12
@HasonWard
@WatsonDemarion

INSTAGRAM

@OmahaBiliew
@KaydenFishh
@keshonn_
@Jelani_Hamilton
@conradxhawley
@jiggy.curt
@rbtjns12
@cadekelderman
@atg.treking
@tamin_lipsey
@milan_momcilovic
@jackson.pavvv
@jt_rock12
@hasonward
@demarion124