



MEN'S

BASKETBALL

6-2 OVERALL 0-0 BIG 12 (4-0 HOME 1-0 AWAY 1-2 NEUTRAL)



RYAN WORKMAN

Associate Director
Athletics CommunicationsIowa State Athletics
Jacobson Athletic Building
Ames, Iowa 50011(701) 809-6597
rworkman@iastate.edu

IOWA STATE CYCLONES

6-2 overall (0-0 Big 12)

Head Coach: T.J. Otzelberger **Polls:** (AP/Coaches): -/RV
Overall: 146-92 (8th year) **NET/BPI/KENPom:** 16/12/24
At ISU: 47-29 (3rd year)



IOWA HAWKEYES

5-3 overall (0-1 Big Ten)

Head Coach: Fran McCaffery **Polls:** (AP/Coaches): -/-
Overall: 517-356 (28th year) **NET/BPI/KENPom:** 32/30/38
At Iowa: 266-179 (14th year)

THURS., DEC. 7, 2023 / 6:30 P.M.

James H. Hilton Coliseum / Ames, Iowa

Cyclone Radio Network
John Walters, xpx
Eric Heft, analystRich Hollenberg, xpx
Jon Crispin, analyst

CYCLONES.com

Live Stats
at
CycloneStats.com

2023-24 SCHEDULE

NOVEMBER (5-2)

6	GREEN BAY (B12N)	W, 85-44
9	LINDENWOOD (B12N)	W, 102-47
12	IDAHO STATE (B12N)	W, 86-55
19	GRAMBLING STATE (B12N)	W, 92-37
23	+vs. VCU (ESPN2)	W, 68-64
24	+vs. Virginia Tech (ESPN2)	L, 62-71
26	+vs. #12 Texas A&M (ESPN2)	L, 69-73

DECEMBER (1-0)

1	at DePaul (FS1)	W, 99-80
7	IOWA (ESPN)	6:30 p.m.
10	PRAIRIE VIEW A&M (B12N)	12 p.m.
17	FLORIDA A&M (B12N)	5 p.m.
21	EASTERN ILLINOIS (B12N)	7 p.m.
31	NEW HAMPSHIRE (B12N)	12 p.m.

JANUARY (0-0)

6	*at Oklahoma (B12N)	5 p.m.
9	*HOUSTON (ESPN2)	6 p.m.
13	*OKLAHOMA STATE (ESPN2)	5 p.m.
16	*at BYU (B12N)	8 p.m.
20	*at TCU (ESPN/ESPN2/ESPNU)	TBA
24	*KANSAS STATE (ESPN2/ESPNU)	8 p.m.
27	*KANSAS (CBS)	12:30 p.m.

FEBRUARY (0-0)

3	*at Baylor (ESPN2)	7 p.m.
6	*at Texas (LHN)	7 p.m.
10	*TCU (ESPN/ESPN2)	1 p.m.
13	*at Cincinnati (ESPN2/ESPNU)	6 p.m.
17	*TEXAS TECH (B12N)	11 a.m.
19	*at Houston (ESPNU)	6 p.m.
24	*WEST VIRGINIA (ESPN/ESPN2)	1 p.m.
28	*OKLAHOMA (B12N)	7 p.m.

MARCH (0-0)

2	*at UCF (B12N)	3 p.m.
6	*BYU (B12N)	7 p.m.
9	*at Kansas State (ESPNU)	1:30 p.m.
12-16	*Phillips 66 Big 12 Championship	TBA

All Times Central

* Big 12 Game
 * ESPN Events Invitational at Kissimmee, Fla.
 ~ BIG EAST/Big 12 Battle
 ^ Big 12 Championship at Kansas City, Mo.
 B12N = Big 12 Now on ESPN+
 LHN = Longhorn Network

ISU BASKETBALL HISTORY

All-Time Record	1,437-1,393 (.508)
Hilton Coliseum Record	599-207 (.743)
NCAA Tournament Appearances	22

THE LEAD

Iowa State is set to take on the Iowa Hawkeyes in the Iowa Corn Cy-Hawk Series game. Both teams are coming off road games, as Iowa State defeated DePaul Friday and the Hawkeyes dropped a game at No. 4 Purdue on Monday.

KEY STORYLINES

- Iowa State dropped 99 points on Friday against DePaul, defeating the Blue Demons 99-80 in the BIG EAST/Big 12 Battle. Iowa State improved to 4-0 all-time in the challenge. The 99 points were the most Iowa State has scored in a road game since scoring 109 in a four overtime loss at Missouri in 2001.
- With one game remaining in the BIG EAST/Big 12 Battle, the Big 12 has locked up the title with seven victories.
- The Cyclones scored 85-plus points in the first four games this season. It was the first time Iowa State had scored over 85 points in four-straight games since February 2016 and the first time doing so in the first four games of the year since 1987-88.
- Iowa State had double digit steals in each of the first four games this season. It's the first time since the 2016-17 season the Cyclones have done so in four-straight games. The Cyclones had a season-high 29 steals on Friday at DePaul.
- Tamin Lipsey is the only returning full-time starter, having started all 33 games last year. Tre King started five games last year, while Robert Jones started four.
- Under Otzelberger, Iowa State is 30-7 against non-conference opponents. The 30 wins is tied for the 11th-most in the country and the .811 winning percentage is tied for the 12th-best in the nation.
- Lipsey, a unanimous Big 12 All-Freshman Team selection last year, is averaging 15.1 points, 6.5 rebounds and 6.3 assists this year. He is the only player in America averaging those numbers and one of just six in the last 25 years to do so. Lipsey earned ESPN Events Invitational All-Tournament honors last week.
- Freshman Milan Momcilovic is one of four Cyclones averaging double figure scoring this season. He is one of six true freshmen in the nation averaging at least 2.6 3-pointers per game.
- One of the nation's toughest venues, Iowa State will play 18 games in Hilton Coliseum this season. In its 53rd year of play, Iowa State owns a .743 winning percentage with 599 wins at Hilton.
- Iowa State has 15 players on its roster this season, including nine newcomers. ISU has two walk-ons and two players intend to redshirt this season in Jelani Hamilton and JT Rock.

POSSIBLE STARTERS

No.	Name	Pos.	Ht.	Wt.	Yr.	Pts.	Reb.	Ast.	FG%	3P%	FT%
0	Tre King	F	6-7	230	Sr.	10.1	5.5	1.3	.593	.000	.773
Transferred to Iowa State in December 2021...First full season eligible for the Cyclones.											
3	Tamin Lipsey	G	6-1	200	So.	15.1	6.5	6.3	.494	.360	.619
The 15th player in school history from Ames High School...Started every game of his career.											
10	Keshon Gilbert	G	6-4	200	Jr.	14.8	4.3	3.6	.487	.278	.725
Transfer from UNLV...Originally committed to T.J. Otzelberger while head coach at UNLV.											
12	Robert Jones	F	6-10	255	Sr.	8.9	4.8	0.8	.714	.000	.500
Transfer from Denver...In his third year at ISU...Nicknamed Big Rob Energy for his enthusiasm he brings.											
22	Milan Momcilovic	F	6-8	220	Fr.	13.6	3.0	0.9	.468	.447	.824
His six 3-pointers against Green Bay were most by freshman starter in ISU debut.											

FOLLOW THE CYCLONES



/IowaStateMensBasketball



@CycloneMBB



@CycloneMBB



cyclones.com

HEAD COACH

T.J. OTZELBERGER

3rd season at Iowa St.

College: UW-Whitewater (2001)

Wife: Alison Lacey

Children: Son: Jayce;

Daughters: Olivia, Stella

Born: Sept. 17, 1977 (46yo)

Hometown: Milwaukee, Wis.

High School: St. Thomas More



COACHING EXPERIENCE

2001-04	Coach/AD	Catholic Central HS (Burlington, Wis.)
2004-05	Asst. Coach	Chipola College
2006-13	Asst. Coach	Iowa State
2013-15	Asst. Coach	Washington
2015-16	Asst. Coach	Iowa State
2016-19	Head Coach	South Dakota State
2019-21	Head Coach	UNLV
2021-pres.	Head Coach	Iowa State

COACH NOTES

- Named 21st head men's basketball coach at Iowa State on March 18, 2021.
- 2018 Summit League Coach of the Year.
- Served as an assistant coach at Iowa State for eight seasons, working under Greg McDermott, Fred Hoiberg and Steve Prohm.
- Among Cyclones signed and developed: Wesley Johnson (NBA), Justin Hamilton (NBA), Royce White (NBA), Chris Allen, Will Clyburn, Tyrus McGee, Georges Niang (NBA), Monté Morris (NBA), Abdel Nader (NBA), Matt Thomas (NBA), Scott Christopherson, Naz Mitrou-Long (NBA) and Deonte Burton (NBA).
- Three times as a head coach a player was named an All-American.
- Wife, Alison, was a three-time All-Big 12 player for the Cyclones and played for the WNBA's Seattle Storm. She was inducted into the ISU Athletics Hall of Fame in 2022.

MILESTONE WINS

Win	Date	Opponent	Score
1	11-16-16	Wayne State (Neb.)	80-72
25	11-28-17	Ole Miss	99-97 (OT)
50	11-20-18	UTSA	99-79
75	12-21-19	Robert Morris	81-69
100	11-09-21	Kennesaw State	84-73
125	11-24-22	Villanova	81-79 (OT)

2023-24 ROSTER

No.	Name	Pos.	Ht.	Wt.	Year	Hometown (Last School)
0	Tre King	F	6-7	230	Sr.	Lexington, Ky. (Eastern Kentucky)
1	Jackson Paveletzke	G	6-2	185	So.	Kimberly, Wis. (Wofford)
2	Jelani Hamilton	G	6-5	195	Fr.	Marietta, Ga. (Wheeler)
3	Tamin Lipsey	G	6-1	200	So.	Ames, Iowa (Ames)
4	Demarion Watson	G	6-7	220	So.	Maple Grove, Minn. (Totino-Grace)
5	Curtis Jones	G	6-4	190	Sr.	Minneapolis, Minn. (Buffalo)
10	Keshon Gilbert	G	6-4	200	Jr.	St. Louis, Mo. (UNLV)
11	Kayden Fish	F	6-6	250	Fr.	Kansas City, Mo. (Staley)
12	Robert Jones	F	6-10	255	Sr.	Prior Lake, Minn. (Denver)
13	Cade Kelderman	G	6-1	180	Fr.	Waukee, Iowa (Northwest)
22	Milan Momcilovic	G	6-8	220	Fr.	Pewaukee, Wis. (Pewaukee)
23	Conrad Hawley	F	6-5	220	Jr.	Raymore, Mo. (Peculiar)
24	Hason Ward	F	6-9	230	Sr.	St. Thomas, Barbados (VCU)
30	JT Rock	C	7-1	255	Fr.	Sioux Falls, S.D. (Lincoln)
33	Omaha Biliew	F	6-8	225	Fr.	Denison, Iowa (Waukee)

Roster Note: Iowa State is advancing players' classification even though the 2020-21 season did not affect eligibility. Those that wish to take advantage of the extra year will be listed as a senior again after their original eligibility would have been exhausted.

Head Coach: T.J. Otzelberger (3rd Year)

Assistant Coaches: JR Blount (3rd Year); Kyle Green (3rd Year); Nate Schmidt (2nd Year)

Director of Basketball Operations: Micah Byars (13th Year)

Director of Player Development: Erik Crawford (2nd Year)

Assistant Director of Player Development: Stevie Taylor (1st Year)

Graduate Assistants: Brian Pearson (1st Year); Lavonte Davis (1st Year)

Data Analytics Specialist: Thomas Pollard (2nd Year)

Strength and Conditioning Coach: Pete Link (3rd Year)

Athletic Trainer: Vic Miller (22nd Year)

PRONUNCIATION GUIDE

T.J. Otzelberger	OTTS-ull-burger	Tamin Lipsey	TAY-min
JR Blount	J-R rhymes with count	Milan Momcilovic	MEE-lun Mome-CHEE-lo-veech
Omaha Biliew	OH-muh-HAW b'LOO	Jackson Paveletzke	PAV-uh-LET-ski (rhymes with have)
Keshon Gilbert	KEY-shonn	Hason Ward	Huh-SAHN
Cade Kelderman	KELL-dur-men	Demarion Watson	Duh-MAR-ee-in

IN THE PAST...INTO THE FUTURE

LAST TIME OUT...

- Tamin Lipsey turned in the seventh triple-double in Iowa State history Friday night, as the Cyclones beat DePaul 99-80 in the BIG EAST/Big 12 Battle. Lipsey finished with 15 points, 10 rebounds and 10 assists for the 20th triple-double in Big 12 history and the third this year in league play. Tre King finished with a team-high 24 points, while Keshon Gilbert joined him with 21 points and seven assists. Robert Jones (12), Jackson Paveletzke (11) and Milan Momcilovic (10) also had double-digit scoring nights.

NEXT UP: PRAIRIE VIEW A&M (DEC. 10, 2023 - 12 P.M.)

- It's a quick turnaround for the Cyclones, as they host Prairie View A&M on Sunday at James H. Hilton Coliseum. Tipoff is set for 12 p.m. on Big 12 Now on ESPN+.

OTZELBERGER YEAR-BY-YEAR BREAKDOWN

Year	School	Record	Conf.	Postseason	Non-Con	Home	Road	Neutral	vs. Top-25
2016-17	S. Dakota State	18-17	8-8	NCAA First Round	10-9	11-2	3-12	4-3	0-1
2017-18	S. Dakota State	28-7	13-1	NCAA First Round	15-6	15-0	8-4	5-3	0-3
2018-19	S. Dakota State	24-9	14-2	NIT First Round	10-7	14-1	7-6	3-2	0-1
At South Dakota State	70-33 (.680)	35-11 (.761)	2 NCAA/1 NIT	35-22	40-3	18-22	12-8	0-5	
2019-20	UNLV	17-15	12-6	None	5-9	12-7	5-7	0-1	1-1
2020-21	UNLV	12-15	8-10	None	4-5	9-5	3-7	0-3	0-2
At UNLV	29-30 (.492)	20-16 (.556)	None	9-14	21-12	8-14	0-4	1-3	
2021-22	Iowa State	22-13	7-11	NCAA Sweet 16	15-1	14-5	4-6	4-2	5-7
2022-23	Iowa State	19-14	9-9	NCAA First Round	9-4	13-3	3-8	3-3	9-5
2023-24	Iowa State	6-2	0-0	-	6-1	4-0	1-0	1-1	0-0
At Iowa State	47-29 (.618)	16-20 (.444)	2 NCAA	30-7	31-8	8-14	8-7	14-13	
Overall	146-92 (.613)	71-47 (.602)	4 NCAA/1 NIT	74-43	92-23	34-50	20-88	15-21	

FROM THE NOTEBOOK

QUICK HITS

- Iowa State has seven players on the roster that have scored 20 points or more in a collegiate game. That total ranks sixth in the country.
- Milan Momcilovic had himself a night in his collegiate debut, going for 18 points and seven rebounds, as he made the start in the opener. It was the third-straight year a freshman has started the season opener under Otzelberger. His six 3-pointers were the most in school history by a freshman starting the opener.
- Iowa State forced a turnover on 25 percent of opponents possessions last season, the second-best percentage in the country. ISU was the only Power 6 school to force a turnover on more than 24 percent of its opponents possessions. The Cyclones are doing the same again this season, ranking third in the nation in turnover percentage at 25.9 percent of opponent possessions.
- The Cyclones rank 10th in the nation in adjusted defensive efficiency at 92.6 percent, well below the average of 104.6.

STREAKS OF NOTE

- 11 - When the Cyclones make 10 or more 3-pointers, ISU has won the last 11 games.
- 14 - ISU has won 14 consecutive games when shooting 50 percent or better from the field.
- 16 - If the Cyclones allow 59 points or less, ISU has won 16-straight games and is 28-2 under T.J. Otzelberger when doing so.
- 22 - ISU has won 22-straight games at Hilton Coliseum against non-conference opponents.
- 24 - If the Cyclones score at least 80 points, Iowa State has won 24-straight games going back to February 2019.
- 534 - The Cyclones have hit a 3-pointer in 534-straight games.

THE KILL SHOT

- According to EvanMiya.com, Iowa State led the Big 12 in "Kill Shots" last season, defined as the total number of double digit scoring runs in the season. Iowa State ranked 61st in the nation with 20 last season and already has 10 this season to rank eighth. Iowa State is one of 194 schools to allow three or fewer so far this year.

HILTON MAGIC

- Iowa State is playing its 53rd season at Hilton Coliseum. The Cyclones played the 800th game in Hilton last season against TCU.
- The arena opened in 1971 with a win against Arizona in the first game.
- The Cyclones are 599-207 all-time at Hilton with a .743 winning percentage, including a 4-0 mark this season.
- Over the course of 52 years, Iowa State has only lost seven or more home games four times.
- ISU has ranked among the nation's top-30 teams in attendance for 18-straight non-Covid seasons. Iowa State ranks 19th in the nation at 13,298 fans this year.
- Hilton Magic was coined in 1989 by Des Moines Register sportswriter Buck Turnbull.

ESPN EVENTS INVITATIONAL

- Iowa State participated in the ESPN Events Invitational during Feast Week, the second time the Cyclones have been in the event. The Cyclones finished fourth this year and were the runner-up in 2016.
- Florida Atlantic, a Final Four team a year ago, won the title this season. The field featured six teams that advanced to the NCAA Tournament last year.
- The Cyclones defeated VCU, a team that eventually finished seventh, in the opening round before falling to Virginia Tech in the semifinals and No. 12 Texas A&M in the third-place game.

UP FOR A CHALLENGE

- Iowa State defeated DePaul 99-80 on Friday in the annual BIG EAST/Big 12 Battle. ISU is now 4-0 in the challenge after beating St. John's, 71-60, last year. Iowa State also owns wins over Creighton (2021 - 64-58) and Seton Hall (2019 - 76-66). The Cyclones were scheduled to play DePaul in the 2020 Battle, but the game was canceled minutes before tipoff due to Covid-19. With seven wins and just one game remaining, the Big 12 won the battle this year.

NEW LOOK CYCLONES

- The Cyclones added three players from the transfer portal this season, marking a total of seven transfers on the roster. Curtis Jones (Buffalo) and Keshon Gilbert (UNLV) both come to Iowa State with two years of eligibility, while Jackson Paveletzke (Wofford) will have three years of eligibility at Iowa State.
- Iowa State has six true freshmen on its roster, the most since the 2018-19 roster also included six. The Cyclone recruiting class ranked No. 7 in the country by 247Sports, the highest ranked class in school history and the best in the Big 12. The class includes three players ranked in the nation's top 100, while all five signed players rank in the top 200. Omaha Biliew was ranked No. 13 in the class and is the highest ranked recruit in school history by 247Sports. Milan Momcilovic is the third-highest ranked recruit in school history, while the four-star recruit was ranked No. 37 nationally. JT Rock was an early enrollee and found himself as the No. 100 recruit when moved into the class of 2023. Kayden Fish (No. 163) and Jelani Hamilton (No. 195) were both in the top 200 in the class.

IOWA STATE VS. RANKED OPPONENTS

- Iowa State is 124-293 all-time against ranked opponents (at tip).
- ISU has a 31-18 record in its last 49 games against ranked foes in Hilton Coliseum. The 31 wins since 2010 is the third-most wins in the country.
- Otzelberger is 14-13 against ranked teams, the fourth most wins by an ISU coach against ranked foes.
- ISU is 7-10 against ranked non-conference foes at Hilton Coliseum ... The Cyclones have won six of the last seven meetings: 2019-20: #16 Seton Hall; 2014-15: #18 Arkansas; 2013-14: #23 Iowa, #7 Michigan; 2005-06: #12 Iowa; 2004-05: #19 Virginia.

At Home: 78-88

On Road: 19-151

Neutral Site: 27-54

QUICK FACTS

Location	Ames, Iowa
Founded	1848
Enrollment	30,177
Nickname	Cyclones
Mascot	Cy
Colors	Cardinal & Gold

Affiliation	NCAA Division I
Conference	Big 12
Facility	Hilton Coliseum
Capacity	14,267
President	Dr. Wendy Wintersteen
Director of Athletics	Jamie Pollard

FROM THE NOTEBOOK

IOWA STATE QUICK FACTS

- Iowa State is playing its 117th season of men's basketball and the third under head coach T.J. Otzelberger.
- Iowa State's 2023-24 roster includes 15 players from seven different states and Barbados.
- The Cyclones have a pair of players from Wisconsin in Milan Momcilovic and Jackson Paveletzke. With 22 former Cyclones from Wisconsin, it is the fourth-most populated state in ISU history behind Iowa (183), Illinois (72) and Michigan (25).
- Hason Ward is the first from Barbados and the 17th international player in school history.
- The Cyclone roster has a pair of walk-ons: Conrad Hawley and Cade Kelderman.

REDSHIRTING THIS SEASON

- Freshmen Jelani Hamilton and JT Rock will plan to redshirt this season.
- "After discussion with Jelani and JT, we have decided that it's in their best long-term interest to redshirt this season," Otzelberger said. "Player development is at the forefront in everything that we do in our program and that will serve Jelani and JT well this season."
- Rock reclassified and enrolled a year early at Iowa State. The Sioux Falls, S.D. native was a four-star recruit and ranked in the top 100 by all three national outlets.
- Hamilton, a four-star recruit from Marietta, Ga., was ranked No. 111 in the country by Rivals.

THE SEASONED VET

- Tre King turned 24 years old in October, making him one of the oldest players in the country. He is the 40th oldest player in the nation, the 21st oldest player at a power six school and the eighth oldest in the Big 12.

THE YOUNGIN' IS A TALL ONE

- At 17 years old, JT Rock is the youngest player on an NCAA Division I men's basketball roster this season.
- Not only is he in rare company with his age, Rock is in a select group with his height as well. At 7'1", Rock is just the eighth seven-footer in school history. He is the first seven-footer on the roster since Georgios Tsalmpouris in 2014-15. He is the fifth player at 7-1, the tallest in school history.

CYCLONES SIGN A PAIR

- Iowa State head coach T.J. Otzelberger announced Wednesday the signings of two preps to National Letters of Intent. The third signing day under Otzelberger, the class ranks as the fifth-best in school history. The Cyclones signed Nojus Indrusaitis (6-5 | Guard | Chicago, Ill. | Brewster Academy) and Dwayne Pierce (6-5 | Guard | Long Island, N.Y. | Christ The King Regional). JT Rock was originally a member of the class of 2024 before reclassifying this past summer and joining the Cyclones this fall. The class is rated No. 33 nationally by Rivals and No. 34 by 247Sports. It ranks third in the Big 12 by Rivals and sixth by 247Sports.
- A consensus four-star recruit, Indrusaitis is the 10th highest-ranked signee for Iowa State in the modern era. He is a consensus top 100 player in the country by all three national outlets, ranking No. 79 by 247Sports, No. 82 by Rivals and No. 85 by ESPN. Indrusaitis played his junior season at St. Rita High School, but is attending Brewster Academy for his senior season. He has been a member of Lithuania's U18 FIBA team and played for Nike Meanstreets on the EYBL circuit. During his junior year at St. Rita, he averaged 16 points, four rebounds, four assists and two steals per game, leading his team to the Chicago Catholic League Championship. Over the summer, he participated in Basketball Without Borders Europe Camp, where he was named the MVP.

- Pierce is a four-star recruit by Rivals and ESPN, while ranking as a three-star from 247Sports. He is the 12th highest-ranked signee for Iowa State in the modern era. Pierce is ranked No. 86 by ESPN, No. 116 by Rivals and No. 135 by 247Sports. Playing for Christ the King Regional, Pierce led his squad to the 2023 Brooklyn-Queens Championship. In the title game, Pierce tallied 22 points, five rebounds, five steals and two assists in a victory over St. Francis Prep. Pierce has played for the New York Gauchos on the Adidas 3SSB Circuit and New York Renaissance on the Nike EYBL Circuit.

REG COACHES CORNER

- The Renewable Energy Group (REG) Coaches Corner radio show begins Monday, Nov. 27 from 6:30-8 p.m. It will continue to air on Monday's throughout the season.
- The show will be aired on select Cyclone Radio Affiliates as well as on the Iowa State Athletics Facebook page and on Cyclones.tv.
- Voice of the Cyclones John Walters and a guest co-host will be joined weekly by Cyclone head women's basketball coach Bill Fennelly from 6:30-7:15 p.m, followed by ISU men's basketball head coach T.J. Otzelberger from 7:15-8 p.m.
- Otzelberger will be on the show Nov. 27, Dec. 4, Dec. 11, Dec. 18, Jan. 8, Jan. 15, Jan. 22, Jan. 29, Feb. 5, Feb. 12, Feb. 26 and March 4.
- This marks the third year that the show will be collaborating with REG. The show originates from the Stark Performance Center.

CYCLONE FACTS

5

Five Cyclones were on NBA opening day rosters, two of which played for ISU when Otzelberger was on staff.

14

Iowa State has won 14 conference championships in school history.

1

Tre King is the only Cyclone with over 1,000 career points. Last season, King was one of four Cyclones to have hit the milestone.

117

This is the 117th season of Iowa State men's basketball.

FROM THE NOTEBOOK

INSIDE THE SERIES



IOWA LEADS, 48-28

Home: 21-17 **Road:** 7-31 **Neutral:** 0-0

Current Streak: 1 by Iowa

Longest ISU win streak: 3, three times

Longest Iowa win streak: 10 (1909-1916)

Overtime: 2-0 **2OT:** 1-0

Otzelberger vs. Iowa: 2-1

McCaffery vs. Iowa State: 6-7

Coach Otz vs. Coach McCaffery: 2-1

Largest Iowa State Winning Margin: 20 in 2021 (73-53)

Most Points By ISU: 102 (12/19/87)

Largest UI Winning Margin: 28 in 2020 (105-77)

Most Points By UI: 105 (12/11/20)

Series History:

2-5-09	UI, 30-27	Ames	12-20-86	UI, 89-64	Iowa City
2-26-10	UI, 24-12	Iowa City	12-19-87	ISU, 102-100*	Ames
2-8-13	UI, 27-15	Iowa City	12-10-88	UI, 91-71	Iowa City
2-25-13	UI, 21-14	Ames	12-7-89	UI, 89-87	Ames
1-31-14	UI, 22-15	Iowa City	12-8-90	UI, 75-73	Iowa City
2-24-14	UI, 21-16	Ames	12-14-91	ISU, 98-84	Ames
2-16-15	UI, 27-12	Iowa City	12-12-92	UI, 78-51	Iowa City
3-4-15	UI, 23-18	Ames	12-11-93	ISU, 86-79	Ames
2-19-16	UI, 26-9	Iowa City	12-10-94	ISU, 76-63	Iowa City
3-4-16	UI, 23-12	Ames	12-9-95	UI, 56-50	Ames
2-16-17	ISU, 24-12	Ames	12-14-96	ISU, 81-74	Iowa City
2-27-17	UI, 15-13	Iowa City	12-13-97	UI, 60-59	Ames
2-9-18	UI, 24-9	Iowa City	12-12-98	UI, 74-54	Iowa City
3-1-18	UI, 22-20	Ames	12-11-99	ISU, 79-66	Ames
2-15-19	UI, 27-17	Iowa City	12-9-00	UI, 80-68	Iowa City
3-1-19	UI, 28-20	Ames	12-8-01	UI, 78-53	Ames
1-23-20	UI, 27-15	Iowa City	12-13-02	ISU, 73-69	Iowa City
3-6-20	UI, 26-19	Ames	3-21-03	UI, 54-53	Ames
2-15-21	ISU, 20-16	Iowa City	1-21-04	ISU, 84-76	Ames
3-11-21	ISU, 26-18	Ames	12-10-04	UI, 70-63	Iowa City
12-11-33	UI, 30-12	Iowa City	12-9-05	ISU, 72-60	Ames
1-1-35	ISU, 41-33	Ames	12-8-06	UI, 77-59	Iowa City
1-23-70	UI, 87-68	Iowa City	12-8-07	ISU, 56-47	Ames
12-18-71	ISU, 97-94	Ames	12-12-08	UI, 73-57	Iowa City
1-2-73	UI, 66-57	Iowa City	12-11-09	ISU, 81-71	Ames
1-7-74	ISU, 94-77	Ames	12-10-10	ISU, 75-72	Iowa City
12-12-74	UI, 77-66	Iowa City	12-9-11	ISU, 86-76	Ames
12-12-75	UI, 91-77	Ames	12-7-12	UI, 80-71	Iowa City
12-18-76	UI, 85-64	Iowa City	12-13-13	ISU, 85-82	Ames
11-26-77	ISU, 79-78	Ames	12-12-14	ISU, 90-75	Iowa City
12-11-78	UI, 67-66	Iowa City	12-10-15	ISU, 83-82	Ames
12-15-79	UI, 67-64	Ames	12-8-16	UI, 78-64	Iowa City
12-20-80	UI, 85-59	Iowa City	12-7-17	ISU, 84-78	Ames
12-8-81	UI, 79-68	Ames	12-6-18	UI, 98-84	Iowa City
1-15-83	UI, 73-56	Iowa City	12-12-19	UI, 84-68	Ames
1-14-84	ISU, 76-72**	Ames	12-11-20	UI, 105-77	Iowa City
12-4-84	ISU, 54-50	Iowa City	12-9-21	ISU, 73-53	Ames
12-10-85	ISU, 74-61	Ames	12-8-22	UI, 75-56	Iowa City

CAREER GAMES VS. IOWA

#3 Tamin Lipsey - 11.0 ppg, 5.0 rpg, 5.0 apg

Date	MP	FG-Att	Pct	3Pt-Att	Pct	FT-Att	Pct	PF	Off	Def	Tot	A	TO	BS	S	TP
12/8/22	33	5-8	.625	1-2	.500	0-0	.000	4	3	2	5	5	2	1	2	11
TOTALS	33	5-8	.625	1-2	.500	0-0	.000	4	3	2	5	5	2	1	2	11

#4 Demarion Watson - 0.0 ppg, 2.0 rpg

Date	MP	FG-Att	Pct	3Pt-Att	Pct	FT-Att	Pct	PF	Off	Def	Tot	A	TO	BS	S	TP
12/8/22	7	0-1	.000	0-1	.000	0-0	.000	1	0	2	2	0	1	0	0	0
TOTALS	7	0-1	.000	0-1	.000	0-0	.000	1	0	2	2	0	1	0	0	0

#12 Robert Jones - 6.5 ppg, 7.0 rpg, 0.5 bpg

Date	MP	FG-Att	Pct	3Pt-Att	Pct	FT-Att	Pct	PF	Off	Def	Tot	A	TO	BS	S	TP
12/09/21	9	1-2	.500	0-0	.000	0-2	.000	0	2	2	4	0	2	1	0	2
12/8/22	27	5-8	.625	0-0	.000	1-2	.500	2	4	6	10	2	1	0	0	11
TOTALS	36	6-10	.600	0-0	.000	1-4	.250	2	6	8	14	2	3	1	0	13

#24 Hason Ward - 4.0 ppg, 1.0 rpg

Date	MP	FG-Att	Pct	3Pt-Att	Pct	FT-Att	Pct	PF	Off	Def	Tot	A	TO	BS	S	TP
12/8/22	5	2-3	.667	0-1	.000	0-0	.000	3	0	1	1	0	0	0	0	4
TOTALS	5	2-3	.667	0-1	.000	0-0	.000	3	0	1	1	0	0	0	0	4

ON THIS DATE

- Iowa State is 13-6 all-time on Dec. 7.
- The Cyclones last played in 2017 on Dec. 7, beating Iowa 84-78.
- Iowa State has won three-straight games on Dec. 7.
- The Cyclones are 6-1 all-time at Hilton Coliseum on Dec. 7, with the lone loss coming to Iowa in 1989.

ISU-IOWA NOTES

- Iowa State and Iowa meet for the 77th time in a series that dates back to 1909 ... the teams didn't play from 1935-1970.
- The last five meetings between the two teams have been decided by double digits.
- This will be the fourth time T.J. Otzelberger will face the Hawkeyes. Outside of his two games while at ISU, Otzelberger also faced the Hawkeyes while head coach at South Dakota State.
- Iowa State has won 162 games against the Big Ten Conference all-time, with 28 of those wins coming against the Hawkeyes. The most Big Ten wins came against Nebraska, beating the Huskers 102 times.
- The game will feature four members of the 2021 Waukee State Championship game, with two members on each team. Iowa State's Omaha Biliew and Cade Kelderman, along with Iowa's Payton and Pryce Sandfort, led the Warriors to the title.
- Robert Jones had his second career double-double, and first at Iowa State, last year against the Hawkeyes with 11 points and 10 rebounds.

CYCLONES IN THE NBA (12/5/23)



Georges Niang
Cleveland Cavaliers
(Eighth Season)

Stats	Season	Career
Games	20	403
PPG	8.4	6.6
RPG	4.0	2.2
APG	1.2	0.9
FG%	41.3	43.6
3P%	34.8	40.0
PER	9.2	10.9



Monté Morris
Detroit Pistons
(Seventh Season)

Stats	Season	Career
Games	-	342
PPG	-	10.5
RPG	-	2.5
APG	-	4.0
FG%	-	48.1
3P%	-	39.2
PER	-	15.1



Talen Horton-Tucker
Utah Jazz
(Fifth Season)

Stats	Season	Career
Games	20	216
PPG	9.3	9.7
RPG	2.9	2.9
APG	4.5	3.2
FG%	37.7	42.5
3P%	30.8	28.3
PER	11.0	12.3



Tyrese Haliburton
Indiana Pacers
(Fourth Season)

Stats	Season	Career
Games	17	208
PPG	26.9	17.1
RPG	4.0	3.6
APG	11.9	8.3
FG%	52.1	48.4
3P%	44.7	41.2
PER	29.1	20.1



Lindell Wigginton
Milwaukee Bucks
(Third Season)

Stats	Season	Career
Games	1	27
PPG	0.0	4.8
RPG	0.0	1.2
APG	0.0	1.4
FG%	00.0	44.4
3P%	00.0	33.3
PER	-49.8	10.3

Next in Line!

In addition to the five players on NBA roster this season, four more Cyclones are playing in the NBA G League. Izaiah Brockington (Birmingham Squadron), Deonte Burton (Sacramento Kings), George Conditt IV (Rip City Remix) and Gabe Kalscheur (Capital City Go-Go) are playing in the NBA G League this season. Lindell Wigginton (Wisconsin Herd) is on a two-way contract with the Milwaukee Bucks, which allows him to play for both teams throughout the year.

FROM THE NOTEBOOK

Overtime Records

Overall: 68-70

Record	Last time...Score	Date
Home: 31-35		
Kansas State	L, 69-75	2-12-22
Road: 27-27		
at Texas Tech	L, 77-80	1-30-23
Neutral: 10-8		
Villanova	W, 81-79	11-24-22

Single: 59-63

Record	Last time...Score	Date
Home: 28-34		
Kansas State	L, 69-75	2-12-22
Road: 23-21		
at Texas Tech	L, 77-80	1-30-23
Neutral: 8-8		
Villanova	W, 81-79	11-24-22
NCAA Tournament: 1-1		
vs. UCLA	L, 73-74	3-20-97
vs. Miami (Ohio)	W, 81-79	3-14-86

Double: 7-5

Home: 3-1		
Houston	W, 82-75	1-3-10
Creighton	L, 94-99	1-16-90
Iowa	W, 76-72	1-14-84
Kansas	W, 78-72	1-13-69
Road: 2-4		
at Oklahoma	W, 92-87	1-21-17
at Texas	L, 86-89	2-13-13
at Missouri	L, 75-81	3-5-08
at Oklahoma	L, 75-80	1-22-00
at Wyoming	W, 70-66	12-16-95
at N. Illinois	L, 95-97	1-4-71
Neutral: 2-0		
vs. NSU	W, 81-77	1-22-05
vs. Okla. State	W, 87-84	1-30-69

Triple: 1-1

Road: 1-1		
Nebraska	L, 88-91	2-5-74
Okla. State	W, 98-97	2-3-14

Four: 0-1

Road: 0-1		
at Missouri	L, 109-112	1-13-00

Five: 1-0

Road: 1-0		
at Colorado	W, 83-80	2-27-60

ISU Active Career Leaders

Points	Tre King (1,194)
Points/Game	Jackson Paveletzke (13.0)
Field Goal Percentage	Hason Ward (58.6)
Field Goals Made	Tre King (469)
3-Point Percentage	Jackson Paveletzke (38.3)
3-Pointers Made	Curtis Jones (102)
Free Throw Percentage	Jackson Paveletzke (81.8)
Free Throws Made	Tre King (226)
Rebounds	Tre King (619)
Rebounds/Game	Tre King (5.0)
Assists	Tamin Lipsey (196)
Assists/Game	Tamin Lipsey (4.8)
Steals	Tre King (139)
Blocks	Hason Ward (133)

Minimum 15 collegiate games played



STANDINGS (as of 12/6/23)

School	Big 12	Overall
Baylor	0-0	9-0
BYU	0-0	8-0
Houston	0-0	8-0
Oklahoma	0-0	8-0
Cincinnati	0-0	7-0
TCU	0-0	7-0
Kansas	0-0	8-1
Texas	0-0	6-1
Kansas State	0-0	7-2
Iowa State	0-0	6-2
Texas Tech	0-0	5-2
UCF	0-0	5-2
West Virginia	0-0	3-4
Oklahoma State	0-0	3-5



HONORS

Big 12 Player of the Week

Nov. 13	Ja'Kobe Walter, Baylor
Nov. 20	Hunter Dickinson, Kansas
Nov. 27	Kevin McCullar Jr., Kansas
Dec. 4	Emanuel Miller, TCU

Big 12 Newcomer of the Week

Nov. 13	Hunter Dickinson, Kansas
Nov. 20	Hunter Dickinson, Kansas
Nov. 27	RayJ Dennis, Baylor
	Jaylin Sellers, UCF
Dec. 4	Chance McMillian, Texas Tech



Category 5 Culture

Gratitude
Enthusiasm
Toughness
Unity
Integrity

When T.J. Otzelberger arrived at Iowa State as head coach, one of his first priorities was creating a culture with a number of core values that define Cyclone basketball. Through that process, #C5C was born.

FROM THE NOTEBOOK

AP Top 25 Wins In the Last 10 Years

1.	Kansas	74
2.	Duke	52
3.	Baylor	50
4.	Villanova	50
5.	Michigan State	48
6.	North Carolina	48
7.	Oklahoma	44
8.	Virginia	42
9.	Purdue	41
10.	Iowa State	40
11.	Texas	40

Wins vs. Big 12 Schools since 2011-12

1.	Kansas	190
2.	Baylor	142
3.	Texas	120
4.	Iowa State	116
5.	Kansas State	111
6.	West Virginia	108
7.	Oklahoma	107
8.	Oklahoma State	103
9.	Texas Tech	92
10.	TCU	67

ISU Winning Percentage (Overall)

1.	Fred Hoiberg (2011-15)	.673
2.	Tim Floyd (1995-98)	.633
3.	Larry Eustachy (1999-03)	.631
4.	T.J. Otzelberger (2022-Present)	.618
5.	Bill Strannigan (1955-59)	.600
6.	Wayne Morgan (2004-06)	.585
7.	Maury Kent (1921)	.556
8.	Maury John (1972-74)	.551
9.	Johnny Orr (1981-94)	.522
10.	Louis Menze (1929-47)	.520

ISU Winning Percentage (Conference)

1.	Fred Hoiberg (2011-15)	.557
2.	Larry Eustachy (1999-03)	.525
3.	Tim Floyd (1995-98)	.500
4.	Bill Strannigan (1955-59)	.484
5.	Wayne Morgan (2004-06)	.458
6.	Glen Anderson (1960-71)	.458
7.	T.J. Otzelberger (2022-Present)	.444
8.	Louis Menze (1929-47)	.432
9.	Maury John (1972-74)	.429
10.	Maury Kent (1921)	.429

ISU Winning Percentage (Home)

1.	Fred Hoiberg (2011-15)	.872 (75-11)
2.	Larry Eustachy (1999-03)	.835 (71-14)
3.	T.J. Otzelberger (2022-Pres.)	.795 (31-8)
4.	Wayne Morgan (2004-06)	.792 (38-10)
5.	Tim Floyd (1995-98)	.769 (50-15)
6.	Johnny Orr (1981-94)	.766 (154-47)
7.	Bill Strannigan (1955-59)	.725 (37-14)
8.	Maury John (1972-74)	.725 (29-11)
9.	Louis Menze (1929-47)	.671 (112-55)
10.	Steve Prohm (2016-21)	.652 (60-32)

ISU Winning Percentage (Road)

1.	Maury Kent (1921)	.556 (5-4)
2.	Bill Strannigan (1955-59)	.438 (21-27)
3.	Tim Floyd (1995-98)	.436 (17-22)
4.	T.J. Otzelberger (2022-Pres.)	.364 (8-14)
5.	Louis Menze (1929-47)	.363 (53-93)
6.	Fred Hoiberg (2011-15)	.358 (19-34)
7.	H.H. Walter (1916-19)	.333 (9-18)
8.	Larry Eustachy (1999-03)	.320 (16-34)
9.	Glen Anderson (1960-71)	.282 (37-94)
10.	Wayne Morgan (2004-06)	.281 (9-23)

ISU Winning Percentage (Neutral)

1.	Bill Strannigan (1955-59)	.688 (11-5)
2.	Maury John (1972-74)	.667 (6-3)
3.	Steve Prohm (2016-21)	.657 (23-12)
4.	Fred Hoiberg (2011-15)	.656 (21-11)
5.	Wayne Morgan (2004-06)	.600 (9-6)
6.	Tim Floyd (1995-98)	.583 (14-10)
7.	Larry Eustachy (1999-03)	.560 (14-11)
8.	T.J. Otzelberger (2022-Pres.)	.533 (8-7)
9.	Glen Anderson (1960-71)	.487 (19-20)
10.	Johnny Orr (1981-94)	.408 (24-35)

ISU Wins on Neutral Court

1.	Johnny Orr (1981-94)	24
2.	Steve Prohm (2016-21)	23
3.	Fred Hoiberg (2011-15)	21
4.	Glen Anderson (1960-71)	19
5.	Larry Eustachy (1999-03)	14
6.	Tim Floyd (1995-98)	14
7.	Bill Strannigan (1955-59)	11
8.	Wayne Morgan (2004-06)	9
9.	T.J. Otzelberger (2022-Pres.)	8
10.	Clayton Sutherland (1948-54)	7

ISU Wins vs. AP Top 25 Teams

1.	Johnny Orr (1981-94)	24
2.	Fred Hoiberg (2011-15)	23
3.	Steve Prohm (2016-21)	17
4.	T.J. Otzelberger (2022-Present)	14
5.	Larry Eustachy (1999-03)	12
6.	Wayne Morgan (2004-06)	9
7.	Tim Floyd (1995-98)	7
8.	Bill Strannigan (1955-59)	6
9.	Glen Anderson (1960-71)	6
10.	Maury John (1972-74)	3
11.	Greg McDermott (2007-10)	1
12.	Lynn Nance (1977-80)	1
13.	Ken Trickey (1975-76)	1

ISU Wins vs. AP Top 10 Teams

1.	Johnny Orr (1981-94)	12
2.	T.J. Otzelberger (2022-Present)	7
3.	Fred Hoiberg (2011-15)	7
4.	Steve Prohm (2016-21)	7
5.	Tim Floyd (1995-98)	4
6.	Larry Eustachy (1999-03)	3
7.	Bill Strannigan (1955-59)	3
8.	Glen Anderson (1960-71)	3
9.	Wayne Morgan (2004-06)	1
10.	Greg McDermott (2007-10)	1

ISU Wins at Hilton Coliseum

1.	Johnny Orr (1981-94)	154
2.	Fred Hoiberg (2011-15)	75
3.	Larry Eustachy (1999-03)	71
4.	Steve Prohm (2016-21)	60
5.	Tim Floyd (1995-98)	50
6.	Greg McDermott (2007-10)	48
7.	Wayne Morgan (2004-06)	38
8.	Lynn Nance (1977-80)	32
9.	T.J. Otzelberger (2022-Pres.)	31
10.	Maury John (1972-74)	29

Most Wins in First Three Years at ISU

1.	Larry Eustachy (1999-03)	72
2.	Tim Floyd (1995-98)	69
3.	Fred Hoiberg (2011-15)	62
4.	Steve Prohm (2016-21)	60
5.	Wayne Morgan (2004-06)	55
6.	T.J. Otzelberger (2022-Present)	47
7.	Bill Strannigan (1955-59)	45
8.	Greg McDermott (2007-10)	44
9.	Maury John (1972-74)	43
10.	Glen Anderson (1960-71)	42

STAT RANKINGS

Category	NCAA	Big 12
Assist/Turnover Ratio	14	4
Assists Per Game	22	4
Bench Points Per Game	176	9
Blocks Per Game	257	13
Effective Field Goal Percent	75	8
Fastbreak Points	60	6
Field Goal Percentage	37	7
Field Goal Percentage Def.	19	3
Fouls Per Game	145	9
Free Throw Att. Per Game	24	1
Free Throw Percentage	257	12
Free Throws Made Per Game	46	2
Rebound Margin	38	7
Rebounds (Def.) Per Game	225	14
Rebounds (Off.) Per Game	66	6
Rebounds Per Game	113	11
Scoring Defense	7	2
Scoring Margin	6	4
Scoring Offense	39	6
Steals Per Game	5	2
3-Point Attempts Per Game	289	13
3-Point Percentage	205	10
3-Point Percentage Def.	244	10
3-Pointers Per Game	278	13
Turnover Margin	3	2
Turnovers Forced Per Game	8	2
Turnovers Per Game	36	3
Winning Percentage	62	10

Category	NCAA	Big 12
Keshon Gilbert		
Free Throw Attempts	59	2
Steals Per Game	74	9
Free Throws	82	2
Steals	91	6

Tamin Lipsey		
Triple Doubles	2	2
Steals Per Game	8	2
Steals	10	1
Assists Per Game	13	3
Assists	18	3
Double Doubles	74	3
Assist/Turnover Ratio	75	7

Milan Momcilovic		
3-Point Percentage	39	2
3-Pointers Per Game	83	6
Total 3-Pointers Made	93	5

MISC. STATS

Largest...	2023-24	Under Otz
Lead	58 vs. Grambling State (11/19/23)	58 vs. Grambling State (11/19/23)
Margin of Victory	55, twice	55, twice
Deficit	15 vs. VCU (11/23/23)	33 vs. Texas Tech (3/10/22)
Deficit Overcome to Win	15 vs. VCU (11/23/23)	15 vs. VCU (11/23/23)
Deficit Overcome to Lead	15 vs. VCU (11/23/23)	25 at Baylor (3/5/22)
Margin of Defeat	9 vs. Virginia Tech (11/24/23)	31 vs. Texas Tech (3/10/22)
Halftime Lead	34 vs. Grambling State (11/19/23)	34 vs. Grambling State (11/19/23)
Halftime Deficit	10 vs. Virginia Tech (11/24/23)	20 at Iowa (12/8/22)
Iowa State Run	18 vs. Lindenwood (11/9/23)	21 vs. IUPUI (11/7/22)
Opponent Run	16 vs. #12 Texas A&M (11/26/23)	22 at Baylor (3/5/22)
Most...		
Points in a Half	58 at DePaul (12/1/23)	58 at DePaul (12/1/23)
Opp. Points in a Half	48 vs. #12 Texas A&M (11/26/23)	49 vs. Texas Tech (1/30/23)
Points Off Turnovers	35 vs. Lindenwood (11/9/23)	36 vs. McNeese (12/11/22)
2nd Chance Points	21, twice	22, twice
Points in the Paint	52, twice	52, twice
Fastbreak Points	20 vs. Lindenwood (11/9/23)	20, twice

SHOT PERCENT PER HALF

Highest	2023-24	Under Otz
Iowa State	67.9% 1st vs. Grambling State (11/19/23)	76.9% 2nd vs. Southeastern (12/19/21)
Opponent	55.0% 1st vs. VCU (11/23/23)	81.8% 2nd at Oklahoma (1/8/22)
Lowest		
Iowa State	22.6% 1st vs. VCU (11/23/23)	15.8% 2nd vs. Texas Tech (1/5/22)
Opponent	23.8% 1st vs. Green Bay (11/6/23)	23.1% 2nd vs. Wisconsin (3/20/22)

DOUBLE FIGURE SCORERS

Number	W-L	Under Otz
0 Players	0-0	0-1
1 Player	0-0	0-1
2 Players	0-0	11-12
3 Players	1-1	19-14
4 Players	3-1	11-1
5 Players	1-0	5-0
6 Players	1-0	1-0

BENCH SCORING

Team	Points	PPG	Pct.
Iowa State	177	22.1	26.7
Opponent	130	16.3	27.6

Season High - 40 vs. Lindenwood (11/9/23)
 High Under Otz - 50 vs. Grambling (11/21/21)
 Season Low - 4 vs. VCU (11/23/23)
 Low Under Otz - 1 vs. Pitt (3/17/23)

IN THE POLLS

Week	AP/Coach	Week	AP/Coach
Oct. 16	-/RV	Jan. 15	-/-
Nov. 13	RV/RV	Jan. 22	-/-
Nov. 20	RV/RV	Jan. 29	-/-
Nov. 27	RV/RV	Feb. 5	-/-
Dec. 4	-/RV	Feb. 12	-/-
Dec. 11	-/-	Feb. 19	-/-
Dec. 18	-/-	Feb. 26	-/-
Dec. 25	-/-	March 4	-/-
Jan. 1	-/-	March 11	-/-
Jan. 8	-/-	April 9	-/-

CYCLONE FACTS

6

The Cyclones beat six teams ranked in the AP Top 10 last season, the most in school history and the most in the country.

22

Over the summer, Cyclone legend Dedric Willoughby suddenly passed away. Iowa State honored Willoughby before the game Nov. 12 against Idaho State.

26

26 times Iowa State has had a player named to an All-America team, including seven times in the last 10 seasons.

534

The Cyclones have made at least one three-point field goal in 534 consecutive games, a streak dating back to the 2007-08 season opener against Winston-Salem State.

SITUATIONAL RECORDS

	2023-24	Under Otz	Streak
Against Non-conference opponents	6-2	30-7	W1
Against Big 12 opponents	0-0	17-22	L1
At Home:	4-0	31-8	W4
On Road:	1-0	8-14	W2
At Neutral Sites:	1-2	8-7	L2
Leading at half	5-1	36-9	W1
Trailing at half	1-1	8-20	L1
Tied at half	0-0	3-0	W3
Outrebound opponent	6-1	31-10	W1
Tied or Outrebounded	0-1	16-19	L6
Make more free throws	5-1	20-5	L1
Make same or fewer free throws	1-1	27-24	W1
Make 15 or more FTs	5-2	20-4	L2
Make Less Than 15 FTs	1-0	27-24	W1
Shooting 50 percent or better	3-0	17-1	W14
Shooting less than 50 percent	3-2	30-28	L2
Better FG% than opponent	5-1	37-5	W1
Worse FG% than opponent	1-1	10-24	L1
Makes 10 or more 3-pointers	0-0	11-0	W11
Makes Less Than 10 3-pointers	6-2	36-29	W1
Commit same or more turnovers	0-1	7-13	L2
Commits less turnovers	6-1	40-16	W1
More bench points	5-1	34-11	W1
Same or fewer bench points	1-1	13-18	L1
Score 59 points or less	0-0	5-14	L10
Score 60-69 points	1-2	10-12	L2
Score 70-79 points	0-0	16-3	W3
Score 80-89 points	2-0	13-0	W19
Score 90-99 points	2-0	2-0	W13
Score more than 100 points	1-0	1-0	W13
Allow 59 points or less	4-0	28-3	W4
Allow 60-69 points	1-0	9-7	W1
Allow 70-79 points	0-2	7-18	L3
Allow 80-89 points	1-0	3-1	W1
Allow 90-99 points	0-0	0-0	L11
Allowing more than 100 points	0-0	0-0	L16
Reach 40 points first	5-1	41-7	W1
Opponent reach 40 points first	1-1	6-22	L1
Decided by 5 points or less	1-1	13-8	L1
Decided by 6-10 points	0-1	6-6	L1
Decided by 11 points or more	5-0	28-15	W5
Leading with 5:00 left	5-0	43-6	W7
Trailing with 5:00 left	1-2	3-22	L2
Tied with 5:00 left	0-0	1-1	L1
Leading with 1:00 left	6-0	44-1	W10
Trailing with 1:00 left	0-2	2-27	L19
Tied with 1:00 left	0-0	1-1	W1
In November	5-2	17-3	L2
In December	1-0	11-1	W4
In January	0-0	9-9	L2
In February	0-0	6-10	L4
In March	0-0	4-6	L2
In April	0-0	0-0	-
In overtime	0-0	2-2	L1
In double overtime	0-0	0-0	W1
As AP Top-25 team	0-0	20-17	L3
Vs. AP Top-25 team	0-1	14-13	L2
Vs. AP Top-15 team	0-1	9-10	L2
Vs. AP Top 10 team	0-0	7-7	L1
On Big 12 Now on ESPN+	4-0	23-5	W4
On ESPN	0-0	3-4	L1
On ESPN2	1-2	7-10	L2
On ESPNU	0-0	10-5	L1
On Longhorn Network	0-0	0-2	L2
On FS1	1-0	2-1	W1
On TBS	0-0	1-1	L1
On TNT	0-0	1-0	W1
On truTV	0-0	0-1	L1
White Jersey	2-1	18-8	L1
Gold Jersey	2-1	11-8	W1
Cardinal Jersey	2-0	16-12	W2
Black Jersey	0-0	1-1	W1
Anthracite Jersey	0-0	1-0	W1

THE LAST TIME

Iowa State had...

100 points	102 vs. Lindenwood (11-9-23)
FG% 60% or better	62.7 (32-51) vs. Grambling State (11-19-23)
FG% 30% or less	23.3 (14-60) vs. Pitt (3-17-23)
Made 10 3-pointers	12 vs. Texas Tech (1-10-23)
Attempted 40 FTs	41 vs. Drake (12-15-09)
Attempted Fewer Than 5 FTs	4 vs. Miami (3-25-22)
Had 50 rebounds	50 vs. Iowa (12-9-21)
Had 60 rebounds	63 vs. The Citadel (11-20-16)
Had 30 assists	32 vs. Mississippi Valley State (11-5-19)
Had 10 steals	14 vs. Grambling State (11-19-23)
Had 10 blocks	10 vs. Memphis (11-26-21)
Five Players With 10+ pts	5 vs. Grambling State (11-19-23)
<i>(Momcilovic, Lipsey, Gilbert, C. Jones, Biliew)</i>	
Six Players With 10+ pts	6 at DePaul (12-1-23)
<i>(King, R. Jones, Momcilovic, Lipsey, Gilbert, Paveletzke)</i>	
Two Players with 20 pts	2 at DePaul (12-1-23)
<i>(King, 24; Gilbert, 21)</i>	
Three Players with 20 pts	3 vs. Oklahoma State (1-21-20)
<i>(Young, 27; Bolton, 21; Haliburton, 20)</i>	
Two Players with 5+ 3-Pointers	2 vs. No. 12 Baylor (12-31-22)
<i>(Grill 5, Kalscheur 5)</i>	
2 double-doubles	2 vs. Chicago State (12-21-21)
<i>(Brockington, Enaruna)</i>	
3 double-doubles	3 vs. Buffalo (12-7-15)
<i>(McKay, Morris, Niang)</i>	

A Cyclone had...

30 points	31, Caleb Grill vs. No. 1 North Carolina (11-25-22)
40 points	48, Melvin Ejim vs. TCU (2-8-14)
5 3-pointers	6, Milan Momcilovic vs. Green Bay (11-6-23)
10 rebounds	10, Tamin Lipsey at DePaul (12-1-23)
15 rebounds	16, Mike Jacobson vs. Kansas St. (3-15-19)
20 rebounds	20, Jared Homan vs. No. Carolina (3-20-05)
10 assists	10, Tamin Lipsey at DePaul (12-1-23)
5 steals	5, Curtis Jones vs. Lindenwood (11-9-23)
5 blocks	5, George Conditt vs. Seton Hall (12-8-19)
Double-Double	Tamin Lipsey vs. #12 Texas A&M (11-26-23)
Triple-Double	Tamin Lipsey at DePaul (12-1-23)

An Opposing Team had...

100 points	105 by Iowa (12-11-20)
FG% 60% or better	61.7 (29-47) by Oklahoma (1-8-22)
FG% 30% or less	28.6 by Grambling State (11-19-23)
Made 10 3-pointers	11 by Virginia Tech (11-24-23)
Made 0 3-pointers	Southern Miss (11-19-19)
Had 50 rebounds	51 by TCU (2-9-21)
Had 30 assists	31 by Texas A&M (1-16-99)
Six Players With 10+ pts	6 by Oklahoma (2-12-20)

An Opposing Player had...

30 points	32, Nijel Pack, Kansas State (2-26-22)
40 points	40, Devin Smith, Virginia (12-6-04)
5 3-pointers	6, Jeremiah Oden, DePaul (12-1-23)
10 rebounds	10, Jalen Wilson, No. 3 Kansas (3-10-23)
15 rebounds	15, Mark Vital, Baylor (2-23-21)
20 rebounds	21, Stacey King, Oklahoma (1-30-88)
10 assists	13, Xavier Simpson, Michigan (11-27-19)
5 steals	5, De'Vion Harmon, Texas Tech (1-10-23)
5 blocks	6, Kevin Samuel, TCU (1-4-20)

SPECIALTY STATS

Dunks (at ISU)

Player	2023-24	Career
King	12	24
R. Jones	7	21
Ward	3	21
Watson	3	10
Billiew	3	3
Gilbert	1	1
Lipsey	-	1

Charges Taken (at ISU)

Player	2023-24	Career
Lipsey	2	10
Gilbert	1	1
C. Jones	1	1
R. Jones	-	8
Watson	-	3
King	-	3
Hawley	-	2

First Points of a Game (at ISU)

Player	2023-24	Career
Momcilovic	3	3
R. Jones	2	4
King	1	2
Ward	1	1
Gilbert	1	1
Lipsey	-	5

First Sub of a Game (at ISU)

Player	2023-24	Career
C. Jones	8	8
Billiew	5	5
R. Jones	3	45
Watson	1	10
King	-	17
Ward	-	1

20-plus Points in a Game (At ISU)

Player	2023-24	Career
Gilbert	2	2
Lipsey	2	2
Momcilovic	1	1
King	1	1

30-plus Points in a Game (At ISU)

Player	2023-24	Career
-	-	-

10-plus Rebounds in a Game (At ISU)

Player	2023-24	Career
Lipsey	2	4
Gilbert	1	1
Watson	-	1
R. Jones	-	1

10-plus Assists in a Game (At ISU)

Player	2023-24	Career
Lipsey	1	2

LED IOWA STATE IN...

Player	Points		Rebounds		Assists	
	'23-24	Career	'23-24	Career	'23-24	Career
Billiew	-	-	-	-	-	-
Fish	-	-	-	-	-	-
Gilbert	2	2	2	2	2	2
Hawley	-	-	-	-	-	-
C. Jones	-	-	-	-	1	1
R. Jones	-	-	1	9	-	4
Kelderman	-	-	-	-	-	-
King	2	2	4	8	-	-
Lipsey	3	3	3	8	7	28
Momcilovic	3	3	-	-	-	-
Paveletzke	-	-	-	-	-	-
Ward	-	-	-	1	-	-
Watson	-	-	-	2	-	-

RECORD BY STARTERS

Starters

King, Momcilovic, Ward, Lipsey, Gilbert
King, Momcilovic, R. Jones, Lipsey, Gilbert

W-L

3-0
3-2

WINNING STREAKS

All Opponents

Total: Won 1 Home: Won 4
Road: Won 2 Neutral: Lost 2

Big 12 Opponents

Total: Lost 1 Home: Lost 2
Road: Won 1 Neutral: Lost 1

Non-Conference Opponents

Total: Won 1 Home: Won 22
Road: Won 1 Neutral: Lost 2

A.P. Top-25 Ranked Opponents

Total: Lost 2 Home: Won 5
Road: Won 1 Neutral: Lost 2

Last Win Over Ranked Team

Home - #22 TCU (70-59), 2/15/23
Road - #7 Baylor (73-58), 3/4/23
Neutral - #10 Baylor (78-72), 3/10/23

Homecourt Win Streaks

39 2/16/99 - 11/30/01 (four seasons)
22 1/18/12 - 2/25/13 (two seasons)
22 2/16/85 - 12/22/86 (three seasons)
21 3/4/92 - 12/21/93 (three seasons)
21 1/25/14 - 2/25/15 (two seasons)
Current streak - 4 (11/6/23-Present)

Conference Home Win Streaks

18 2/16/99 - 1/9/02 (four seasons)
14 1/18/12 - 2/5/13 (two seasons)
14 1/25/14 - 2/25/15 (two seasons)
12 2/16/85 - 1/20/87 (three seasons)
Current streak -

Non-Conference Home Win Streaks

41 1/2/91 - 12/9/95 (six seasons)
37 12/6/11 - 12/1/16 (six seasons)
28 11/23/98 - 12/1/01 (four seasons)
22 12/20/20 - Present (four seasons)
Current streak - 22 (12/20/20-Present)

MOST 3-POINTERS, GAME

1.	18	Kansas	2/4/17
2.	17	Kansas	2/25/13
3.	16	Oklahoma	2/6/21
	16	No. Colorado	11/22/11
4.	15	Alabama	11/28/19
	15	Oklahoma State	2/28/17
	15	Omaha	12/5/16
	15	UNC-Wilmington	11/10/13
	15	Oklahoma	2/4/12
	15	UW-Milwaukee	11/16/08
9.	14	Pur.-Fort Wayne	12/22/19
	14	Kansas State	2/16/19
	14	San Diego State	11/21/18
	14	Northern Illinois	12/4/17
	14	Drake	12/17/16
	14	Chattanooga	11/23/15
	14	Oklahoma	2/9/15
	14	Kansas	1/9/13
	14	TCU	2/16/13
	14	West Virginia	3/9/13
	14	Rice	11/26/11
	14	Kansas	2/12/11
	14	Baylor	1/15/11
	14	Drake	11/17/19



Senior, Forward, 6-7, 230
Lexington, Ky. (Georgetown/
Eastern Kentucky/Hargrave Military Academy)



SEASON STATS

PPG	RPG	APG	FG%	3FG%	FT%
10.1	5.5	1.3	.593	.000	.773

PERSONAL BENCHMARKS

	Season	Career
Games	8	123 (31*)
Starts	8	90 (13*)
Double-Figure Points	4	58 (11*)
20+ Points	1	10 (1*)
Double-Figure Rebounds	-	9 (0*)
Double-Doubles	-	8 (0*)
3+ Blocks	-	5 (0*)

*at ISU

2023-24 PLAYER TRENDS

Team Record w/10+ Points	3-1
Team Record w/20+ Points	1-0
Team Record w/10+ Rebounds	-
Team Record w/a block	1-0
Team Record w/multiple blocks	-

UPCOMING MILESTONES

- Six Points from 1,200 in his career.
- 10 Defensive Rebounds from 400 in his career.
- 13 Assists from 100 in his career.

BEST PERFORMANCES

- **at DePaul:** Led the Cyclones with 24 points, while adding five boards and three assists.
- **vs. Virginia Tech:** Tallied 10 points, seven rebounds, an assist and a steal.
- **vs. Lindenwood:** Stuffed the stat sheet with seven rebounds, six points, four assists and four steals.
- **vs. Western Michigan:** Scored 11 points off the bench in his Iowa State debut.
- **vs. Tennessee Tech:** While at Eastern Kentucky, tallied a career-high 29 points, while grabbing nine rebounds, in 2021.
- **at Xavier:** Turned in his second double-double in the first three games of 2020-21 for Eastern Kentucky with 25 points and 13 points.

SEASON HIGHS

Points:	24 at DePaul (12/1/23)
FG:	10 at DePaul (12/1/23)
FGA:	15 at DePaul (12/1/23)
3FG:	-
3FGA:	1, four times
FT:	4, three times
FTA:	6 at DePaul (12/1/23)
Off. Reb:	4 vs. Green Bay (11/6/23)
Def. Reb:	6 vs. Virginia Tech (11/24/23)
Reb:	8, twice
Assists:	4 vs. Lindenwood (11/9/23)
Blocks:	1 vs. Idaho State (11/12/23)
Steals:	4 vs. Lindenwood (11/9/23)
Minutes:	32:09 at DePaul (12/1/23)

CAREER HIGHS

Points:	29 vs. Tennessee Tech (1/9/21)
FG:	13 vs. Tennessee Tech (1/9/21)
FGA:	23 vs. Tennessee Tech (1/9/21)
3FG:	3 at Eastern Illinois (1/16/21)
3FGA:	5 vs. Murray State (2/6/21)
FT:	9 at Austin Peay (2/15/20)
FTA:	10 at SIUE (2/8/21)
Off. Reb:	8 vs. Murray State (2/16/19)
Def. Reb:	9, twice
Reb:	13 at Xavier (11/30/20)
Assists:	5 vs. Brescia (12/29/18)
Blocks:	4 vs. Jacksonville State (1/7/21)
Steals:	7 vs. Morehead State (12/7/20)
Minutes:	40 at Xavier (11/30/20)

QUICK HITS

- Transferred to Iowa State in December 2021 and sat out the remainder of the season due to NCAA transfer rules. His first game at Iowa State was Dec. 18, 2022 against Western Michigan, where he scored 11 points off the bench.
- A two-time All-Ohio Valley selection during his sophomore and junior seasons at Eastern Kentucky.
- Was a team captain at Hargrave Academy, where he led the Tigers to a 33-4 record, a No. 4 national ranking and an appearance in the National Prep Championship Elite Eight in 2018.

CAREER STATISTICS

				Field Goals		3-Point		F-Throws		Rebounds									Scoring			
SEASON	TEAM	GP-GS	MIN/AVG	FG-FGA	FG%	3FG-3FGA	3FG%	FT-FTA	FT%	OFF	DEF	TOT	AVG	PF-F	A	TO	BLK	STL	PTS	AVG		
2018-19	EKU	31-18	574/18.5	67-145	.462	4-18	.222	47-67	.681	55	137	14.4	92-3	25	38	17	25	185	6.0			
2019-20	EKU	33-32	807/24.5	146-283	.516	3-23	.130	77-99	.778	63	106	169	5.1	125-9	21	52	25	41	372	11.3		
2020-21	EKU	28-27	777/27.7	170-346	.491	19-56	.339	57-84	.679	57	117	174	6.2	97-8	27	56	34	41	416	14.9		
2022-23	IowaSt	23-5	412/17.9	54-108	.500	4-15	.267	28-36	.778	35	60	95	4.1	58-2	4	19	4	20	144	6.2		
2023-24	IowaSt	8-8	191/23.9	32-54	.593	0-4	.000	17-22	.773	19	25	44	5.5	22-0	10	12	1	12	81	10.1		
TOTAL FOR IowaSt				31-13	603/23.9	86-162	.531	4-19	.211	45-58	.776	54	85	139	4.5	80-2	14	31	5	32	221	9.7
TOTAL				123-90	2761/22.4	469-936	.501	30-116	.259	226-310	.729	229	390	61.9	50	394	42	177	81	1339	9.7	

GAME-BY-GAME

[illegible]



SEASON STATS

PPG	RPG	APG	FG%	3FG%	FT%
4.3	1.3	1.4	.379	.273	.600

PERSONAL BENCHMARKS

	Season	Career
Games	8	41 (8*)
Starts	-	33 (0*)
Double-Figure Points	1	29 (1*)
20+ Points	-	10 (0*)
4+ 3-Pointers Made	-	2 (0*)
5+ Assists	1	11 (1*)
*at ISU		

Consecutive Games Started	-
Consecutive Games w/10+ points	1
Consecutive Games w/20+ points	-
Consecutive Games with a 3-pointer	-
Consecutive Free Throws Made	3

2023-24 PLAYER TRENDS

Team Record w/10+ Points	1-0
Team Record w/20+ Points	-
Team Record w/10+ Rebounds	-

UPCOMING MILESTONES

- One 3-Pointer from 50 in his career.
- Two Rebounds from 100 in his career.
- 19 Minutes from 1,200 in his career.
- 22 Field Goals from 200 in his career.

BEST PERFORMANCES

- **at DePaul:** Scored 11 points, while dishing out six assists in the victory.
- **at LSU:** In his first game against a Power Five school, Paveletzke scored 19 points and dished out five assists.
- **vs. Montreat:** Turned in his first career double-double with 23 points and 10 assists.
- **at Texas A&M:** Scored 22 points on 7-of-13 shooting against the Aggies.

SEASON HIGHS	
Points:	11 at DePaul (12/1/23)
FG:	4 at DePaul (12/1/23)
FGA:	7 at DePaul (12/1/23)
3FG:	1, three times
3FGA:	4 vs. No. 12 Texas A&M (11/26/23)
FT:	4 vs. No. 12 Texas A&M (11/26/23)
FTA:	7 vs. No. 12 Texas A&M (11/26/23)
Off. Reb:	-
Def. Reb:	3 at DePaul (12/1/23)
Reb:	3 at DePaul (12/1/23)
Assists:	6 at DePaul (12/1/23)
Blocks:	-
Steals:	1 vs. Grambling State (11/19/23)
Minutes:	24:48 at DePaul (12/1/23)

CAREER HIGHS	
Points:	25 vs. Furman (1/22/23)
FG:	9, twice
FGA:	17 vs. Chattanooga (3/5/23)
3FG:	4, twice
3FGA:	10 vs. ETSU (12/29/22)
FT:	8, three times
FTA:	11 vs. Samford (1/28/23)
Off. Reb:	2 at Mercer (1/4/23)
Def. Reb:	6 at Texas A&M (12/20/22)
Reb:	6 at Texas A&M (12/20/22)
Assists:	10 vs. Montreat (12/17/22)
Blocks:	-
Steals:	3 vs. Gardner-Webb (11/18/22)
Minutes:	44 vs. Western Carolina (2/8/23)

PAVELETZKE QUICK HITS

- Invited to USA Basketball U19 FIBA World Cup Training Camp with teammates Omaha Biliew and Milan Momcilovic over the summer.
- Named the 2023 Southern Conference Freshman of the Year while at Wofford.
- Started all 33 games for the Terriers last season, ranking second on the team with 15.1 points per game.
- Scored in double figures in the final 14 games of the season last year at Wofford.
- Averaged 30 points, 6.1 assists and 5.2 rebounds per game his senior year of high school.

CAREER STATISTICS																					
						Field Goals		3-Point		F-Throws		Rebounds								Scoring	
SEASON	TEAM	GP-GS	MIN	AVG	FG-FGA	FG%	3FG-3FGA	3FG%	FT-FTA	FT%	OFF	DEF	TOT	AVG	PF-FO	A	TO	BLK	STL	PTS	AVG
2022-23	WOF	33-33	1087	33.0	167-339	.493	46-117	.393	117-139	.842	13	75	88	2.7	36-0	123	79	0	25	497	15.1
2023-24	IowaSt	8-0	94	11.8	11-29	.379	3-11	.273	9-15	.600	0	10	10	1.3	5-0	11	6	0	1	34	4.3
TOTAL FOR IowaSt		8-0	94	11.8	11-29	.379	3-11	.273	9-15	.600	0	10	10	1.3	5-0	11	6	0	1	34	4.3
TOTAL		41-33	1181	28.8	178-368	.484	49-128	.383	126-154	.818	13	85	98	2.4	41-0	134	85	0	26	531	13.0

GAME-BY-GAME																
DATE	OPPONENT	GS	MIN	FG	3PT	FT	O	D	TR	PF	AST	TO	BLK	STL	PTS	+/-
11/6	GREEN BAY		6:30	1-4	0-0	0-0	0	1	1	2	1	0	0	0	2	-3
11/9	LINDENWOOD		7:36	2-6	1-3	1-1	0	1	1	0	1	1	0	0	6	1
11/12	IDAHO STATE		6:24	1-1	1-1	0-0	0	1	1	0	0	0	0	0	3	4
11/19	GRAMBLING STATE		7:21	1-1	0-0	1-2	0	0	0	0	2	1	0	1	3	6
11/23	vs. VCU		5:26	0-1	0-0	0-0	0	1	1	0	0	0	0	0	0	-7
11/24	vs. Virginia Tech		13:18	1-4	0-1	0-1	0	1	1	1	1	0	0	0	2	3
11/26	vs. #12 Texas A&M		22:39	1-5	1-4	4-7	0	2	2	3	1	1	0	0	7	-6
12/1	at DePaul		24:48	4-7	0-2	3-4	0	3	3	1	6	2	0	0	11	27
12/7	IOWA															
12/10	PRAIRIE VIEW A&M															
12/17	FLORIDA A&M															
12/21	EASTERN ILLINOIS															
12/31	NEW HAMPSHIRE															
1/6	*at Oklahoma															
1/9	*HOUSTON															
1/13	*OKLAHOMA STATE															
1/16	*at BYU															
1/20	*at TCU															
1/24	*KANSAS STATE															
1/27	*KANSAS															
2/3	*at Baylor															
2/6	*at Texas															
2/10	*TCU															
2/13	*at Cincinnati															
2/17	*TEXAS TECH															
2/19	*at Houston															
2/24	*WEST VIRGINIA															
2/28	*OKLAHOMA															
3/2	*at UCF															
3/6	*BYU															
3/9	*at Kansas State															

[illegible]

[illegible]



SEASON STATS

PPG	RPG	APG	FG%	3FG%	FT%
14.8	4.3	3.6	.487	.278	.725

PERSONAL BENCHMARKS

	Season	Career
Games	8	71 (8*)
Starts	8	41 (8*)
Double-Figure Points	7	26 (7*)
20+ Points	2	4 (2*)
Double-Figure Rebounds	1	2 (1*)
*at ISU		

Consecutive Games Started	8
Consecutive Games w/10+ points	2
Consecutive Games w/20+ points	1
Consecutive Games with a 3-pointer	2
Consecutive Free Throws Made	-

2023-24 PLAYER TRENDS

Team Record w/10+ Points	6-1
Team Record w/20+ Points	2-0
Team Record w/30+ Points	-
Team Record w/10+ Rebounds	1-0

UPCOMING MILESTONES

- 10 3-Pointers from 50 in his career.
- 12 Field Goals from 200 in his career.

BEST PERFORMANCES

- **at DePaul:** Scored 21 points, while dishing out seven assists.
- **vs. No. 12 Texas A&M:** Scored 14 points and dished out seven assists, while tallying three steals.
- **vs. VCU:** Had his first career double-double with 22 points and 10 rebounds, going 12-of-15 at the charity stripe.
- **vs. Green Bay:** Went for 17 points, three rebounds, two assists and two steals in his Cyclone debut.
- **vs. Washington State:** Tallied a career-high 25 points, going 10-of-15 from the field.

SEASON HIGHS			CAREER HIGHS		
Points:	22 vs. VCU (11/23/23)		Points:	25 vs. Washington State (12/10/22)	
FG:	8 at DePaul (12/1/23)		FG:	10 vs. Washington State (12/10/22)	
FGA:	14 at DePaul (12/1/23)		FGA:	15 vs. Washington State (12/10/22)	
3FG:	2, twice		3FG:	4, twice	
3FGA:	5 at DePaul (12/1/23)		3FGA:	6 at Colorado State (1/31/23)	
FT:	12 vs. VCU (11/23/23)		FT:	12 vs. VCU (11/23/23)	
FTA:	15 vs. VCU (11/23/23)		FTA:	15 vs. VCU (11/23/23)	
Off. Reb:	4 vs. VCU (11/23/23)		Off. Reb:	4 vs. VCU (11/23/23)	
Def. Reb:	6, twice		Def. Reb:	8, twice	
Reb:	10 vs. VCU (11/23/23)		Reb:	10, twice	
Assists:	7, twice		Assists:	8 vs. High Point (11/18/22)	
Blocks:	-		Blocks:	1, seven times	
Steals:	3, twice		Steals:	4, four times	
Minutes:	33:44 at DePaul (12/1/23)		Minutes:	36 at San Jose State (12/28/22)	

GILBERT QUICK HITS

- Started 29 games for UNLV last season, ranking second on the team in scoring with 11.4 points per game.
- As a freshman at UNLV, led the Runnin' Rebels with 1.2 steals per game, ranking ninth in the Mountain West.
- Brother, Kendrick, also played basketball at UNLV.
- Helped Vashon High School to the state championship his senior season, averaging 13.2 points per game and shooting 55.5 percent.

CAREER STATISTICS

				Field Goals		3-Point		FT-Throws		Rebounds				Scoring						
SEASON	TEAM	GP-GS	MIN/AVG	FG-FGA	FG%	3FG-3FGA	3FG%	FT-FTA	FT%	OFF	DEF	TOT	AVG	PF-FO	A	TO	BLK	STL	PTS	AVG
2021-22	UNLV	32-4	459/14.3	28-82	.341	7-25	.280	20-29	.690	28	47	75	2.3	66-1	53	42	4	38	83	2.6
2022-23	UNLV	31-29	852/27.5	122-263	.464	28-73	.384	81-104	.779	29	90	119	3.8	61-1	98	87	3	52	353	11.4
2023-24	IowaSt	8-8	231/28.9	38-78	.487	5-18	.278	37-51	.725	5	29	34	4.3	18-0	29	19	0	16	118	14.8
TOTAL FOR IowaSt		8-8	231/28.9	38-78	.487	5-18	.278	37-51	.725	5	29	34	4.3	18-0	29	19	0	16	118	14.8
TOTAL		71-41	1542/21.7	188-423	.444	40-116	.345	138-184	.750	62	166	228	3.2	145-2	180	148	7	106	554	7.8

GAME-BY-GAME																			
DATE	OPPONENT	GS	MIN	FG	3PT	FT	O	D	TR	PF	AST	TO	BLK	STL	PTS	+/-			
11/6	GREEN BAY	*	26:57	6-13	0-1	5-6	0	3	3	1	2	0	0	2	17	40			
11/9	LINDENWOOD	*	27:21	4-6	1-1	3-4	0	2	2	2	3	0	0	2	12	40			
11/12	IDAHO STATE	*	23:03	6-9	0-1	4-5	0	6	6	4	2	4	0	1	16	20			
11/19	GRAMBLING STATE	*	26:56	4-7	0-1	5-5	0	5	5	1	2	4	0	2	13	38			
11/23	vs. VCU	*	29:43	5-12	0-1	12-15	4	6	10	3	2	2	0	1	22	9			
11/24	vs. Virginia Tech	*	30:21	1-6	0-4	1-6	0	3	3	4	4	2	0	2	3	-4			
11/26	vs. #12 Texas A&M	*	32:45	4-11	2-4	4-4	0	2	2	1	7	6	0	3	14	-6			
12/1	at DePaul	*	33:44	8-14	2-5	3-6	1	2	3	2	7	1	0	3	21	21			
12/7	IOWA																		
12/10	PRAIRIE VIEW A&M																		
12/17	FLORIDA A&M																		
12/21	EASTERN ILLINOIS																		
12/31	NEW HAMPSHIRE																		
1/6	*at Oklahoma																		
1/9	*HOUSTON																		
1/13	*OKLAHOMA STATE																		
1/16	*at BYU																		
1/20	*at TCU																		
1/24	*KANSAS STATE																		
1/27	*KANSAS																		
2/3	*at Baylor																		
2/6	*at Texas																		
2/10	*TCU																		
2/13	*at Cincinnati																		
2/17	*TEXAS TECH																		
2/19	*at Houston																		
2/24	*WEST VIRGINIA																		
2/28	*OKLAHOMA																		
3/2	*at UCF																		
3/6	*BYU																		
3/9	*at Kansas State																		



SEASON STATS

PPG	RPG	APG	FG%	3FG%	FT%
1.5	1.5	0.3	.400	.000	1.000

PERSONAL BENCHMARKS

	Season	Career
Games	4	4
Starts	-	-
Double-Figure Points	-	-
20+ points	-	-
Double-Figure Rebounds	-	-
Double-Doubles	-	-
4+ Blocks	-	-

- Consecutive Games Started
- Consecutive Games w/10+ points
- Consecutive Games w/20+ points
- Consecutive Games w/a block

2023-24 PLAYER TRENDS

- Team Record w/10+ Points -
- Team Record w/20+ Points -
- Team Record w/10+ Rebounds -

UPCOMING MILESTONES

-

BEST PERFORMANCES

- **vs. Lindenwood:** Scored a career-high four points and had a blocked shot.
- **vs. Green Bay:** Grabbed three rebounds in his collegiate debut.

CAREER HIGHS

Points:	4 vs. Lindenwood (11/9/23)
FG:	2 vs. Lindenwood (11/9/23)
FGA:	2, twice
3FG:	-
3FGA:	-
FT:	2 vs. Green Bay (11/6/23)
FTA:	2 vs. Green Bay (11/6/23)
Off. Reb:	2 vs. Green Bay (11/6/23)
Def. Reb:	2 vs. Grambling State (11/19/23)
Reb:	3 vs. Green Bay (11/6/23)
Assists:	1 vs. Idaho State (11/12/23)
Blocks:	1 vs. Lindenwood (11/9/23)
Steals:	-
Minutes:	7:25 vs. Grambling State (11/19/23)

FISH QUICK HITS

- Helped Staley High School to a 24-2 record as a senior, including an undefeated record in conference play.
- Scored over 1,000 points in his high school career.
- On the AAU circuit, he teamed with Omaha Biliew on MoKan Elite, helping them to the Peach Jam title.
- In the championship game of the Peach Jam, Fish scored a team-high 13 points.
- Has a twin brother.

CAREER STATISTICS

				Field Goals		3-Point		F-Throws		Rebounds								Scoring		
SEASON	TEAM	GP-GS	MIN/AVG	FG-FGA	FG%	3FG-3FGA	3FG%	FT-FTA	FT%	OFF	DEF	TOT	AVG	PF-FO	A	TO	BLK	STL	PTS	AVG
2023-24	IowaSt	4-0	18/4.6	2-5	.400	0-0	.000	2-2	1.000	3	3	6	1.5	4-0	1	1	1	0	6	1.5
TOTAL		4-0	18/4.6	2-5	.400	0-0	.000	2-2	1.000	3	3	6	1.5	4-0	1	1	1	0	6	1.5

GAME-BY-GAME

[illegible]

[illegible]



SEASON STATS

PPG	RPG	APG	FG%	3FG%	FT%
0.5	0.3	0.0	.000	.000	1.000

PERSONAL BENCHMARKS

	Season	Career
Games	4	4
Starts	-	-
Double-Figure Points	-	-
20+ points	-	-
Double-Figure Rebounds	-	-
Double-Doubles	-	-
4+ Blocks	-	-

- Consecutive Games Started
- Consecutive Games w/10+ points
- Consecutive Games w/20+ points

2023-24 PLAYER TRENDS

Team Record w/10+ Points	-
Team Record w/20+ Points	-
Team Record w/10+ Rebounds	-

UPCOMING MILESTONES

- —

BEST PERFORMANCES

- **vs. Grambling State:** Scored his first points as a Cyclone, going 2-for-2 at the free throw line while adding a steal.

CAREER HIGHS

Points:	2 vs. Grambling State (11/19/23)	-
FG:		-
FGA:	1 vs. Green Bay (11/6/23)	-
3FG:		-
3FGA:		-
FT:	2 vs. Grambling State (11/19/23)	-
FTA:	2 vs. Grambling State (11/19/23)	-
Off. Reb:		-
Def. Reb:	1 vs. Lindenwood (11/9/23)	-
Reb:	1 vs. Lindenwood (11/9/23)	-
Assists:		-
Blocks:		-
Steals:	1 vs. Grambling State (11/19/23)	-
Minutes:	2:55 vs. Grambling State (11/19/23)	-

KELDERMAN QUICK HITS

- Started all 51 games his junior and senior seasons at Northwest High School.
- Led the Wolves to the Iowa State Tournament both years, advancing to the championship game as a senior.
- Was second on the team in scoring at 16.7 points per game, while also averaging 5.8 assists, 3.4 rebounds and 1.5 steals per game.
- His two sisters, Peyton and Lindsey, play basketball at Northwest Missouri State.

CAREER STATISTICS

				Field Goals		3-Point		F-Throws		Rebounds								Scoring		
SEASON	TEAM	GP-GS	MIN/AVG	FG-FGA	FG%	3FG-3FGA	3FG%	FT-FTA	FT%	OFF	DEF	TOT	AVG	PF-FO	A	TO	BLK	STL	PTS	AVG
2023-24	IowaSt	4-0	7/1.7	0-1	.000	0-0	.000	2-2	1.000	0	1	1	0.3	0-0	0	0	0	1	2	0.5
TOTAL		4-0	7/1.7	0-1	.000	0-0	.000	2-2	1.000	0	1	1	0.3	0-0	0	0	0	1	2	0.5

GAME-BY-GAME

[illegible]



SEASON STATS

PPG	RPG	APG	FG%	3FG%	FT%
13.6	3.0	0.9	.468	.447	.824

PERSONAL BENCHMARKS

	Season	Career
Games	8	8
Starts	8	8
Double-Figure Points	7	7
20+ points	1	1
Double-Figure Rebounds	-	-
Double-Doubles	-	-
5+ 3-Pointers	1	1

Consecutive Games Started	8
Consecutive Games w/10+ points	3
Consecutive Games w/20+ points	-
Consecutive Games w/a 3-Pointer	2

2023-24 PLAYER TRENDS

Team Record w/10+ Points	5-2
Team Record w/20+ Points	0-1
Team Record w/10+ Rebounds	-

UPCOMING MILESTONES

-

BEST PERFORMANCES

- **at DePaul:** One of six Cyclones in double figures with 10 points.
- **vs. No. 12 Texas A&M:** Tallied 15 points on four 3-pointers.
- **vs. Virginia Tech:** Scored a career-high 21 points on 7-of-10 shooting, while knocking down three 3-pointers.
- **vs. Grambling State:** Scored 13 points on 2-of-4 shooting from downtown, while going a perfect 5-of-5 at the charity stripe.
- **vs. Lindenwood:** In his second career game, went for 17 points on 7-of-12 shooting, including three 3-pointers. Just the second freshman in ISU history with 17-plus points in first two games of freshman season.
- **vs. Green Bay:** In his ISU debut, went 6-of-7 from 3-point range, finishing with 18 points and seven rebounds.

CAREER HIGHS

Points:	21 vs. Virginia Tech (11/24/23)
FG:	7, twice
FGA:	14 vs. No. 12 Texas A&M (11/26/23)
3FG:	6 vs. Green Bay (11/6/23)
3FGA:	13 vs. No. 12 Texas A&M (11/26/23)
FT:	5 vs. Grambling State (11/19/23)
FTA:	5, twice
Off. Reb:	1, three times
Def. Reb:	7 vs. Green Bay (11/6/23)
Reb:	7 vs. Green Bay (11/6/23)
Assists:	2, twice
Blocks:	2 at DePaul (12/1/23)
Steals:	2, twice
Minutes:	35:19 vs. Virginia Tech (11/24/23)

MOMCILOVIC QUICK HITS

- Led Pewaukee High School to three-straight state championships to end his high school career. Scored a game-high 23 points and had nine rebounds in the championship game his senior year.
- Scored over 2,000 points in his high school career, averaging 23.4 points and 10 rebounds per game as a senior.
- Invited to USA Basketball U19 FIBA World Cup Training Camp with teammates Omaha Biliew and Jackson Paveletzke over the summer.

CAREER STATISTICS

				Field Goals		3-Point		F-Throws		Rebounds								Scoring		
SEASON	TEAM	GP-GS	MIN/AVG	FG-FGA	FG%	3FG-3FGA	3FG%	FT-FTA	FT%	OFF	DEF	TOT	AVG	PF-FO	A	TO	BLK	STL	PTS	AVG
2023-24	IowaSt	8-8	242/30.3	37-79	.468	21-47	.447	14-17	.824	3	21	24	3.0	12-0	7	5	4	5	109	13.6
TOTAL		8-8	242/30.3	37-79	.468	21-47	.447	14-17	.824	3	21	24	3.0	12-0	7	5	4	5	109	13.6

GAME-BY-GAME

[illegible]



SEASON STATS

PPG	RPG	APG	FG%	3FG%	FT%
0.0	0.7	0.3	.000	.000	.000

PERSONAL BENCHMARKS

	Season	Career
Games	3	12
Starts	-	-
Double-Figure Points	-	-
20+ Points	-	-
Double-Figure Rebounds	-	-
4+ 3-Pointers Made	-	-
5+ Assists	-	-
Consecutive Games Started		-
Consecutive Games w/10+ points		-
Consecutive Games w/20+ points		-
Consecutive Games with a 3-pointer		-
Consecutive Free Throws Made		1

2023-24 PLAYER TRENDS

- Team Record w/10+ Points -
- Team Record w/20+ Points -
- Team Record w/10+ Rebounds -

UPCOMING MILESTONES

- —

BEST PERFORMANCES

- **vs. Green Bay:** Had a rebound in the season opener.
- **vs. IUPUI:** Grabbed two rebounds off the bench, while also drawing two charges in his Iowa State debut.
- **at Missouri:** Scored his first career point, going 1-of-2 at the charity stripe.

SEASON HIGHS

Points:	-
FG:	-
FGA:	1 vs. Green Bay (11/6/23)
3FG:	-
3FGA:	-
FT:	-
FTA:	-
Off. Reb:	1, twice
Def. Reb:	-
Reb:	1, twice
Assists:	1 vs. Lindenwood (11/9/23)
Blocks:	-
Steals:	-
Minutes:	1:46 vs. Grambling State (11/19/23)

CAREER HIGHS

Points:	1 at Missouri (1/28/23)
FG:	-
FGA:	2 vs. North Carolina A&T (11/13/22)
3FG:	-
3FGA:	1 at Missouri (1/28/23)
FT:	1 at Missouri (1/28/23)
FTA:	2 at Missouri (1/28/23)
Off. Reb:	1, four times
Def. Reb:	2 vs. IUPUI (11/7/22)
Reb:	2, twice
Assists:	1 vs. Lindenwood (11/9/23)
Blocks:	-
Steals:	-
Minutes:	3:44 vs. IUPUI (11/7/22)

HAWLEY QUICK HITS

- Joined team as a walk-on prior to the 2022-23 season.
- Designated as the Bench CEO (Chief Energy Officer), Hawley has his own designed seat on the bench.
- Was a member of the Kansas Jayhawk football team as a freshman, where he was a quarterback.
- Helped Raymore-Peculiar HS to a 25-4 record as a junior, winning the district championship.
- Led the Panthers to the Missouri Class 6 Football state championship as a senior. Threw for 2,722 yards and 26 touchdowns as a senior.
- Won the Simone Award, awarded to the best Kansas City metro area football player, as a senior. Was also all-state and the Missouri Offensive Player of the Year.

CAREER STATISTICS

				Field Goals		3-Point		F-Throws		Rebounds								Scoring		
SEASON	TEAM	GP-GS	MIN/AVG	FG-FGA	FG%	3FG-3FGA	3FG%	FT-FTA	FT%	OFF	DEF	TOT	AVG	PF-FO	A	TO	BLK	STL	PTS	AVG
2022-23	IowaSt	9-0	17/1.8	0-4	.000	0-1	.000	1-2	.500	2	5	7	0.8	1-0	0	0	0	0	1	0.1
2023-24	IowaSt	3-0	5/1.7	0-1	.000	0-0	.000	0-0	.000	2	0	2	0.7	0-0	1	0	0	0	0	0.0
TOTAL		12-0	22/1.8	0-5	.000	0-1	.000	1-2	.500	4	5	9	0.8	1-0	1	0	0	0	1	0.1

GAME-BY-GAME

[illegible]



SEASON STATS

PPG	RPG	APG	FG%	3FG%	FT%
4.7	4.0	1.0	.545	.000	.400

PERSONAL BENCHMARKS

	Season	Career
Games	3	105 (26*)
Starts	3	38 (3*)
Double-Figure Points	-	12 (0*)
20+ points	-	0 (0*)
Double-Figure Rebounds	-	6 (0*)
Double-Doubles	-	5 (0*)
4+ Blocks	-	12 (0*)

Consecutive Games Started	3
Consecutive Games w/10+ points	-
Consecutive Games w/20+ points	-
Consecutive Games w/a block	4

2022-23 PLAYER TRENDS

- Team Record w/10+ Points -
- Team Record w/20+ Points -
- Team Record w/10+ Rebounds -

UPCOMING MILESTONES

- 16 Rebounds from 400 in his career.

BEST PERFORMANCES

- **vs. Saint Peter's:** Set a career-high with 14 points in the 2021-22 season opener at VCU with 14 points, while adding nine rebounds and four blocked shots.
- **at Richmond:** Tied his career-high with 14 points, while tallying his first double-double of the 2021-22 season with 10 rebounds.
- **vs. Duquense:** Recorded a double-double for the second time in three games with 13 points and 10 rebounds, while adding five blocked shots and two steals.
- **vs. La Salle:** Had his first career double-double as a junior, finishing with 13 points and 10 rebounds on 6-of-7 shooting.

SEASON HIGHS

Points:	8 vs. Idaho State (11/12/23)
FG:	3, twice
FGA:	7 vs. Idaho State (11/12/23)
3FG:	-
3FGA:	-
FT:	2 vs. Idaho State (11/12/23)
FTA:	4 vs. Idaho State (11/12/23)
Off. Reb:	3 vs. Idaho State (11/12/23)
Def. Reb:	4 vs. Lindenwood (11/9/23)
Reb:	6 vs. Lindenwood (11/9/23)
Assists:	1, three times
Blocks:	2 vs. Lindenwood (11/9/23)
Steals:	2 vs. Lindenwood (11/9/23)
Minutes:	20:54 vs. Green Bay (11/6/23)

CAREER HIGHS

Points:	14, twice
FG:	7 at Richmond (1-29-22)
FGA:	10, three times
3FG:	0
3FGA:	1, 12 times
FT:	5 vs. Old Dominion (12-20-20)
FTA:	6, twice
Off. Reb:	7 at St. Bonaventure (1-20-21)
Def. Reb:	8, twice
Reb:	10, six times
Assists:	4, twice
Blocks:	6 vs. St. Bonaventure (3-1-22)
Steals:	4 vs. Florida Atlantic (12-15-21)
Minutes:	35 vs. George Mason (2-20-21)

WARD QUICK HITS

- Injured his left foot in practice and will miss remainder of non-conference schedule.
- Named to the 2021 Atlantic 10 All-Defensive team.
- During his junior year, he blocked multiple shots in 11 of his 29 games played.
- Ranked second in the A-10 and 21st nationally in blocked shots per game as a junior.
- Averaged 10.5 points, 6.3 rebounds and 2.2 blocked shots as a senior at Springfield Central (Mass.) High School.
- Helped the Golden Eagles to the MIAA State Division I Quarterfinals.
- Once blocked 22 shots in a game during his junior year of high school.

CAREER STATISTICS

Team Statistics																			Scoring	
SEASON	TEAM	GP-GS	MIN/AVG	FG-FGA	FG%	3FG-3FGA	3FG%	FT-FTA	FT%	OFF	DEF	TOT	AVG	PP-F	A	TO	BLK	STL	PTS	AVG
2019-20	VCU	24-0	173/7.2	30-48	.625	0-0	.000	11-16	.688	11	37	48	2.0	30-1	7	11	15	5	71	3.0
2020-21	VCU	26-11	555/21.4	67-115	.583	0-6	.000	33-45	.733	41	92	133	5.1	60-0	26	35	61	16	167	6.4
2021-22	VCU	29-24	592/20.4	84-152	.553	0-6	.000	20-30	.667	43	97	140	4.8	72-3	23	42	43	26	188	6.5
2022-23	IowaSt	23-0	187/8.1	31-46	.674	0-1	.000	2-7	.286	24	27	51	2.2	33-0	7	12	10	14	64	2.8
2023-24	IowaSt	3-3	50/16.7	6-11	.545	0-0	.000	2-5	.400	5	7	12	4.0	10-0	3	0	4	4	14	4.7
TOTAL FOR IowaSt		26-3	237/9.1	37-57	.649	0-1	.000	4-12	.333	29	34	63	2.4	43-0	10	12	14	18	78	3.0
TOTAL		105-38	1557/14.8	218-372	.586	0-13	.000	68-103	.660	124	260	384	3.7	205-4	66	100	133	65	504	4.8

GAME-BY-GAME

[illegible]



SEASON STATS

PPG	RPG	APG	FG%	3FG%	FT%
3.3	2.0	0.5	.500	.000	.889

PERSONAL BENCHMARKS

	Season	Career
Games	8	8
Starts	-	-
Double-Figure Points	1	1
20+ points	-	-
Double-Figure Rebounds	-	-
Double-Doubles	-	-
4+ Blocks	-	-

- Consecutive Games Started
- Consecutive Games w/10+ points
- Consecutive Games w/20+ points
- Consecutive Games w/a block

2023-24 PLAYER TRENDS

Team Record w/10+ Points	1-0
Team Record w/20+ Points	-
Team Record w/10+ Rebounds	-

UPCOMING MILESTONES

- —**

BEST PERFORMANCES

- **vs. Grambling State:** Nearly perfect from the field with 14 points on 6-of-7 shooting, while adding three boards and a steal.
- **vs. Idaho State:** Grabbed a career-high five rebounds, while also getting two steals.
- **vs. Lindenwood:** Scored six points, while grabbing two rebounds and dishing out two assists.
- **vs. Green Bay:** Scored four points, while adding a rebound and an assist in his collegiate debut.

CAREER HIGHS

Points:	14 vs. Grambling State (11/19/23)
FG:	6 vs. Grambling State (11/19/23)
FGA:	7 vs. Grambling State (11/19/23)
3FG:	-
3FGA:	2 vs. Green Bay (11/6/23)
FT:	2, four times
FTA:	3 vs. Grambling State (11/19/23)
Off. Reb:	3 vs. Idaho State (11/12/23)
Def. Reb:	2, twice
Reb:	5 vs. Idaho State (11/12/23)
Assists:	2 vs. Lindenwood (11/9/23)
Blocks:	1 vs. Idaho State (11/12/23)
Steals:	2 vs. Idaho State (11/12/23)
Minutes:	20:03 vs. Grambling State (11/19/23)

BILIEW QUICK HITS

- The highest-ranked player in the modern era to ever sign with Iowa State, Billew was ranked the No. 11 recruit by Rivals and ESPN, while ranking No. 13 by 247 Sports.
- Became the third Cyclone to ever play in the McDonald's All-American Game.
- A member of Team USA at the FIBA U19 World Cup and the Nike Hoops Summit.
- Led Waukee High School to a state championship as a sophomore and to the state semifinals his senior season. He averaged 22.1 points, 9.9 rebounds, 2.5 assists and 2.1 blocked shots as a senior.

CAREER STATISTICS

				Field Goals		3-Point		F-Throws		Rebounds									Scoring	
SEASON	TEAM	GP-GS	MIN/AVG	FG-FGA	FG%	3FG-3FGA	3FG%	FT-FTA	FT%	OFF	DEF	TOT	AVG	PF-FO	A	TO	BLK	STL	PTS	AVG
2023-24	IowaSt	8-0	90/11.3	9-18	.500	0-2	.000	8-9	.889	8	8	16	2.0	13-1	4	4	1	5	26	3.3
TOTAL		8-0	90/11.3	9-18	.500	0-2	.000	8-9	.889	8	8	16	2.0	13-1	4	4	1	5	26	3.3

GAME-BY-GAME

[illegible]

2023-24 BOX SCORES

Official Basketball Box Score - Final
Green Bay at Iowa State11/06/23 James H. Hilton Coliseum, Ames, Iowa
2023-24 Men's BasketballGame Time: 7:02 PM
Game Duration: 1:50

Attendance: 13,360

Officials: Doug Simons, James Duke, John St. Clair

Green Bay - 44

Record: 0-1

NO. Name	Min	FG M-A	3P M-A	FT M-A	Rebounds OR DR TOT	Fouls PF FD	TP	AS	TO	ST	Blocks BS BA	+/-
1 Elijah Jones	F 28:27	1-2	1-1	0-0	1 4 5	2 3	3	0	3	0	0 1	-42
13 Marcus Hall	F 30:51	2-5	0-3	3-4	2 5 7	3 3	7	0	4	0	1 0	-40
34 Rich Byhre	F 30:27	2-10	1-9	0-0	0 1 1	1 0	5	0	0	0	0 0	-36
15 David Douglas Jr.	G 33:39	1-7	1-6	0-0	0 1 1	4 1	3	0	1	1	1 0	-28
21 Noah Reynolds	G 33:25	4-12	2-7	4-5	0 5 5	2 3	14	3	5	0	1 1	-35
0 Foster Wonders	22:48	3-8	3-6	2-2	1 0 1	2 1	11	0	1	0	0 0	-10
5 Amari Jenkins	07:41	0-0	0-0	1-3	0 2 2	1 4	1	0	0	1	1 0	-6
32 Ryan Wade	10:50	0-2	0-1	0-0	0 1 1	2 0	0	1	1	0	1 0	-9
22 Jacob Antchak	01:52	0-0	0-0	0-0	0 1 1	1 0	0	0	0	0	0 0	1
Team					2 3 5	0 1	0	1				
Totals		13-46	8-33	10-14	6 23 29	18 15 44	7	16	2	5	2	-41

Technical Fouls: NONE

Shooting By Period
1st FG% 5-21 23.8%
3PT% 3-16 18.8%
FT% 5-6 83.3%
2nd FG% 8-25 32.0%
3PT% 5-17 29.4%
FT% 5-8 62.5%
GM FG% 13-46 28.3%
3PT% 8-33 24.2%
FT% 10-14 71.4%

Dead Ball Rebounds: 2, 0

Iowa State - 85

Record: 1-0

NO. Name	Min	FG M-A	3P M-A	FT M-A	Rebounds OR DR TOT	Fouls PF FD	TP	AS	TO	ST	Blocks BS BA	+/-
0 Tre King	F 22:11	5-9	0-1	3-4	4 4 8	2 3	13	1	0	0	0 1	33
22 Milan Momcilovic	F 28:17	6-9	6-7	0-0	0 7 7	0 1	18	1	0	1	1 0	44
24 Hason Ward	F 20:54	0-1	0-0	0-0	0 2 2	2 0	0	1	0	1	1 0	27
3 Tamin Lipsey	G 26:17	4-8	2-2	2-2	3 5 8	1 1	12	7	1	2	0 1	44
10 Keshon Gilbert	G 26:57	6-13	0-1	5-6	0 3 3	1 4	17	2	0	2	0 0	40
5 Curtis Jones	20:29	2-9	0-5	0-1	0 2 2	2 2	4	1	0	2	0 0	19
12 Robert Jones	14:42	4-4	0-0	0-3	3 2 5	0 3	8	2	0	1	0 0	16
33 Omaha Biliew	13:49	1-3	0-2	2-2	1 0 1	5 1	4	1	1	0	0 0	1
4 Demarion Watson	11:36	2-3	0-0	1-2	1 1 2	0 2	5	0	0	1	0 0	-1
1 Jackson Paveletzke	06:30	1-4	0-0	0-0	0 1 1	0 0	2	0	1	0	0 1	-3
11 Kayden Fish	04:24	0-1	0-0	2-2	2 1 3	2 1	2	0	0	0	0 0	-2
13 Cade Kelderman	02:15	0-1	0-0	0-0	0 0 0	0 0	0	0	0	0	0 1	-2
23 Conrad Hawley	01:39	0-1	0-0	0-0	0 1 0	1 0	0	0	0	0	0 0	-1
Team					0 1 1	0	0	1				
Totals		31-66	8-18	15-22	15 29 44	15 18 85	16	4	10	2	5	41

Technical Fouls: NONE

Shooting By Period
1st FG% 19-31 61.3%
3PT% 7-11 63.6%
FT% 4-9 44.4%
2nd FG% 12-35 34.3%
3PT% 1-7 14.3%
FT% 11-13 84.6%
GM FG% 31-66 47.0%
3PT% 8-18 44.4%
FT% 15-22 68.2%

Dead Ball Rebounds: 4, 0

	GB	ISU
Biggest lead	0 (1 st 20:00)	46 (2 nd 6:04)
Best Scoring Run	5 (2 nd 9:07)	10 (1 st 5:40)
Lead Changes	0	
Times Tied	0	
Time with Lead	00:00	39:31

Game Notes:Fouled Out: ISU #33 Biliew (0-45:9) *

Points from	GB	ISU
Turnovers	4	27
Paint	8	42
Second Chance	5	21
Fast Breaks	1	16
Bench	12	25

Period by Period Scoring			
	1st	2nd	TOT
GB	18	26	44
ISU	49	36	85

Official Basketball Box Score - Final
Lindenwood at Iowa State11/09/23 James H. Hilton Coliseum, Ames, Iowa
2023-24 Men's BasketballGame Time: 7:01 PM
Game Duration: 2:06

Attendance: 13,327

Officials: Terry Oglesby, Amy Bonner, Anthony Eades

Lindenwood - 47

Record: 0-2

NO. Name	Min	FG M-A	3P M-A	FT M-A	Rebounds OR DR TOT	Fouls PF FD	TP	AS	TO	ST	Blocks BS BA	+/-
5 Jaylon McDaniel	F 16:56	0-1	0-0	0-0	0 1 1	5 0	0	0	1	0	0 1	-20
13 Keith Haymon	F 22:51	1-8	1-7	0-0	0 1 1	1 0	3	0	4	0	0 0	-31
24 Keenon Cole	F 29:40	5-12	2-6	8-9	0 3 3	1 7	20	0	0	0	0 1	-39
15 Nathan Johnson Jr.	G 18:38	0-4	0-1	0-1	1 4 5	1 1	0	0	5	0	0 1	-29
25 Darius Beane	G 26:34	1-7	0-2	0-0	0 3 3	4 3	2	2	2	2	0 1	-41
22 Isaac Ondekane	08:23	0-0	0-0	1-2	0 1 1	1 2	1	0	1	0	0 0	-11
0 David Ware	16:01	0-0	0-0	2-2	0 3 3	0 1	2	1	1	0	0 0	-32
1 Colin Ruffin	25:16	1-4	0-1	0-0	2 2 4	2 1	2	3	4	3	1 0	-20
3 Tommie Williams	12:31	0-0	0-0	1-2	0 1 1	2 2	1	0	1	0	0 0	-22
23 Jeremiah Talton	16:47	4-8	3-5	2-4	0 0 0	0 1	2	13	0	2	0 0	-26
11 Amoro Lado	04:52	1-2	1-2	0-0	0 1 1	1 0	3	0	0	0	0 0	-2
10 RJ Horry	01:33	0-0	0-0	0-0	0 0 0	0 0	0	1	0	0	0 0	-2
Team					3 1 4	0	0	1				
Totals		13-46	7-24	14-20	6 21 27	19 19 47	7	22	5	1	5	-55

Technical Fouls: NONE

Shooting By Period
1st FG% 8-26 30.8%
3PT% 4-15 26.7%
FT% 3-5 60%
2nd FG% 5-20 25.0%
3PT% 3-9 33.3%
FT% 11-15 73.3%
GM FG% 13-46 28.3%
3PT% 7-24 29.2%
FT% 14-20 70.0%

Dead Ball Rebounds: 1, 0

Iowa State - 102

Record: 2-0

NO. Name	Min	FG M-A	3P M-A	FT M-A	Rebounds OR DR TOT	Fouls PF FD	TP	AS	TO	ST	Blocks BS BA	+/-
0 Tre King	F 22:21	3-4	0-1	0-0	3 4 7	3 0	6	4	1	4	0 0	42
22 Milan Momcilovic	F 27:42	7-12	3-7	0-0	0 4 4	1 1	17	1	2	0	0 0	37
24 Hason Ward	F 14:38	3-3	0-0	0-1	2 4 6	4 2	6	1	0	2	2 0	11
3 Tamin Lipsey	G 22:56	8-11	1-2	4-5	0 3 3	0 6	21	7	1	2	0 0	44
10 Keshon Gilbert	G 27:21	4-6	1-1	3-4	0 2 2	3 12	3	0	2	0	1 0	40
5 Curtis Jones	24:25	3-12	1-6	2-2	1 4 5	1 1	9	4	1	5	0 0	37
12 Robert Jones	15:59	4-5	0-0	4-4	1 3 4	1 3	12	1	0	1	1 0	27
33 Omaha Biliew	17:03	2-4	0-0	2-2	0 2 2	4 1	6	2	1	1	0 0	12
4 Demarion Watson	11:48	1-1	0-0	1-2	0 0 0	1 1	3	0	0	2	0 0	14
1 Jackson Paveletzke	07:36	2-6	1-3	1-1	0 1 1	0 1	6	1	1	0	0 0	11
11 Kayden Fish	05:06	2-2	0-0	0-0	1 0 1	2 0	4	0	1	0	1 0	6
13 Cade Kelderman	01:33	0-0	0-0	0-0	0 1 1	0 0	0	0	0	0	0 0	2
23 Conrad Hawley	01:33	0-0	0-0	0-0	1 0 1	0 0	0	1	0	0	0 0	2
Team					1 3 4	0	0	0				
Totals		39-66	7-20	17-21	10 31 41	19 19 38	102	25	8	19	5	155

Technical Fouls: King 2nd 17:04

	LIN	ISU
Biggest lead	0 (1 st 20:00)	56 (2 nd 2:02)
Best Scoring Run	7 (2 nd 5:45)	18 (2 nd 19:21)
Lead Changes	0	
Times Tied	0	
Time with Lead	00:00	39:39

Points from	LIN	ISU
Turnovers	12	35
Paint	8	52
Second Chance	3	20
Fast Breaks	7	20
Bench	22	40

Period by Period Scoring			
	1st	2nd	TOT
LIN	23	24	47
ISU	46	56	102

Official Basketball Box Score - Final
Idaho State at Iowa State11/12/23 James H. Hilton Coliseum, Ames, Iowa
2023-24 Men's BasketballGame Time: 12:02 PM
Game Duration: 2:02

Attendance: 13,529

Officials: Marques Pettigrew, Michael Roberts, Rick Crawford

Idaho State - 55

Record: 1-2

NO. Name	Min	FG M-A	3P M-A	FT M-A	Rebounds OR DR TOT	Fouls PF FD	TP	AS	TO	ST	Blocks BS BA	+/-
15 Kiree Hule	F 19:05	0-2	0-0	0-0	0 1 1	3 1	0	1	3	0	0 1	-10
21 Isaiah Griffin	F 26:22	1-3	0-0	0-0	1 5 6	1 0	2	0	4	0	0 1	-28
25 Brayden Parker	C 18:37	2-4	0-1	2-5	2 4 6	5 3	6	1	2	0	0 0	-20
3 Maleek Arington	G 31:59	4-10	2-5	5-8	0 4 4	3 8	15	2	5	0	0 1	-25
10 Miguel Tomley	G 22:29	3-5	3-4	2-2	0 0 0	3 3	11	2	4	1	0 0	-16
31 Trent Johnson	20:11	2-4	2-4	0-0	2 3 5	0 3	6	1	4	1	2 0	-16
0 Kolton Mitchell	19:34	3-9	1-3	2-4	0 1 1	1 0	3	9	2	0	1 0	-13
13 AJ Burgin	10:40	0-1	0-1	0-0	0 2 2	2 0	0	0	1	0	0 0	-9
32 Gavin Gilstrap	09:58	2-2	0-0	0-1	0 1 1	1 4	0	0	1	2	2 0	-10
20 Briggs Rianstrom	07:58	1-2	0-1	0-2	2 0 2	2 1	2	1	0	1	0 0	-5
14 Jordan Hansen	01:31	0-0	0-0	0-0	0 0 0	0 0	0	1	0	0	0 0	-1
12 Turner Livingston	01:18	0-1	0-0	0-0	0 0 0	0 0	0	0	0	0	0 1	-1
22 James Bodily	01:18	0-0	0-0	0-0	0 0 0	0 0	0	0	0	0	0 0	-1
Team					0 2 2	0	0	0				
Totals		18-43	8-19	11-22	7 23 30	23 23 55	11	24	6	4	5	31

Technical Fouls: NONE

Shooting By Period
1st FG% 8-19 42.1%
3PT% 4-8 50.0%
FT% 5-8 62.5%
2nd FG% 10-24 41.7%
3PT% 4-11 36.4%
FT% 6-14 42.9%
GM FG% 18-43 41.9%
3PT% 8-19 42.1%
FT% 11-22 50.0%

Dead Ball Rebounds: 6, 1

Iowa State - 86

Record: 3-0

NO. Name	Min	FG M-A	3P M-A	FT M-A	Rebounds OR DR TOT	Fouls PF FD	TP	AS	TO	ST	Blocks BS BA	+/-
0 Tre King	F 20:18	6-9	0-0	4-5	2 0 2	3 3	16	0	3	1	1 0	6
22 Milan Momcilovic	F 29:11	4-8	1-2	2-3	1 1 2	2 2	11	1	0	2	0 1	26
24 Hason Ward	F 14:41	3-7	0-0	2-4	3 1 4	4 4	8	1	0	1	1 0	0
3 Tamin Lipsey	G 32:01	2-9	0-3	2-4	1 2 3	3 3	6	5	3	4	0 0	19
10 Keshon Gilbert	G 23:03	6-9	0-1	4-5	0 6 6	4 5	16	2	4	1	0 0	20
5 Curtis Jones	26:11	5-11	2-6	2-2	0 3 3	2 2	14	2	1	1	0 0	23
12 Robert Jones	19:03	3-5	0-0	2-5	3 1 4	4 3	8	1	1	3	1 0	21
33 Omaha Biliew	12:46	0-0	0-0	2-2	3 2 5	0 1 2	1	0	2	1	1 18	
4 Demarion Watson	12:52	1-3	0-0	0-0	1 4 5	1 0 2	1	0	0	1	1 17	
1 Jackson Paveatzke	06:24	1-1	1-1	0-0	1 1 0	0 3 0	0	0	0	0	1 4	
11 Kayden Fish	01:18	0-0	0-0	0-0	0 0 0	0 0 0	0	1	0	0	0 1	
13 Cade Kelderman	00:12	0-0	0-0	0-0	0 0 0	0 0 0	0	0	0	0	0 0	
Team					1 1 2			0	0			
Totals		31-65	4-13	20-30	15 22 37	23 23	86	15	9	17	5 4	31

2023-24 BOX SCORES



Official Basketball Box Score - Final
Iowa St. at VCU
11/23/23 State Farm Field House, Lake Buena Vista, Fla.
2023-24 Men's Basketball

Game Time: 5:30 PM
Game Duration: 2:11

Officials: Byron Jarrett, AJ DeSil, Shane Staggs

Iowa St. - 68

Record: 5-0

NO.	Name	Min	FG	3P	FT	Rebounds	Fouls	TP	AS	TO	ST	Blocks	BS	BA	+/-
			M-A	M-A	M-A	OR DR TOT	PF FD								
0	Tre King	F 29:52	2-4	0-0	0-1	2 1 3	2 3	4	0	3	2	0	1	0	-1
12	Robert Jones	F 30:59	6-7	0-0	0-2	4 1 5	1 1	12	1	1	1	1	0	0	9
22	Milan Momcilovic	F 27:05	2-9	0-4	0-0	0 0 0	1 0	4	0	0	0	0	0	0	3
3	Tamin Lipsey	G 38:14	8-16	2-5	4-8	1 6 7	3 6	22	4	1	3	0	0	0	2
10	Keshon Gilbert	G 29:43	5-12	0-1	12-15	4 6 10	3 8	22	2	2	1	0	1	0	9
5	Curtis Jones	27:40	1-9	0-3	2-4	1 2 3	3 3	4	4	0	0	0	0	0	9
33	Omaha Biliew	10:12	0-1	0-0	0-0	1 1 2	1 1	0	0	0	0	0	0	0	-7
1	Jackson Paveletzke	05:26	0-1	0-0	0-0	0 1 1	0 0	0	0	0	0	0	0	0	-7
4	Demanion Watson	00:49	0-0	0-0	0-0	0 0 0	0 0	0	0	0	0	0	0	0	3
Team						4 3 7		0	0						
Totals			24-59	2-13	18-30	17 21 38	14 22 68	11	7	7	1	5	4		

Technical Fouls: NONE

Shooting By Period		
1 st FG%	7-31	22.6%
3PT%	2-7	28.6%
FT%	8-13	61.5%
2 nd FG%	17-28	60.7%
3PT%	0-6	0.0%
FT%	10-17	58.8%
GM FG%	24-59	40.7%
3PT%	2-13	15.4%
FT%	18-30	60.0%

Dead Ball Rebounds: 6, 0



Official Basketball Box Score - Final
Iowa St. at Virginia Tech
11/24/23 State Farm Field House, Lake Buena Vista, Fla.
2023-24 Men's Basketball

Game Time: 5:30 PM
Game Duration: 2:01

Officials: Rick Crawford, Don Dally, Courtney Green

Iowa St. - 62

Record: 5-1

NO.	Name	Min	FG	3P	FT	Rebounds	Fouls	TP	AS	TO	ST	Blocks	BS	BA	+/-
			M-A	M-A	M-A	OR DR TOT	PF FD								
0	Tre King	F 24:32	3-6	0-1	4-4	1 6 7	4 3	10	1	2	1	0	1	0	-9
12	Robert Jones	F 23:14	2-3	0-0	1-2	3 4 7	1 1	5	0	1	0	1	0	1	0
22	Milan Momcilovic	F 35:19	7-10	3-5	4-5	1 1 2	4 4	21	0	2	2	0	0	0	-4
3	Tamin Lipsey	G 35:37	6-13	1-3	5-8	3 2 5	2 6	18	4	5	3	0	0	0	-12
10	Keshon Gilbert	G 30:21	1-6	0-4	1-6	0 3 3	4 3	3	4	2	2	0	0	0	-4
5	Curtis Jones	25:49	1-8	1-7	0-0	0 2 2	2 0	3	2	0	1	0	0	0	-11
33	Omaha Biliew	04:22	0-0	0-0	0-0	0 1 1	0 0	0	0	1	0	0	0	0	-4
4	Demanion Watson	07:29	0-0	0-0	0-0	0 1 1	1 0	0	0	0	0	0	0	0	-5
1	Jackson Paveletzke	13:18	1-4	0-1	0-1	0 1 1	1 1	2	1	0	0	0	0	0	3
Team						1 0 1		0	0						
Totals			21-50	5-21	15-26	9 21 30	19 18	62	12	13	9	1	1	0	-9

Technical Fouls: NONE

Shooting By Period		
1 st FG%	11-27	40.7%
3PT%	2-9	22.2%
FT%	6-9	66.7%
2 nd FG%	10-23	43.5%
3PT%	3-12	25.0%
FT%	9-17	52.9%
GM FG%	21-50	42.0%
3PT%	5-21	23.8%
FT%	15-26	57.7%

Dead Ball Rebounds: 4, 0

VCU - 64

Record: 3-2

NO.	Name	Min	FG	3P	FT	Rebounds	Fouls	TP	AS	TO	ST	Blocks	BS	BA	+/-
			M-A	M-A	M-A	OR DR TOT	PF FD								
8	Michael Belle	F 28:49	4-6	2-2	4-4	1 2 3	1 2	14	2	3	0	1	0	0	-9
13	Kuany Kuany	F 15:41	0-2	0-2	2-2	0 2 2	4 2	2	0	1	0	0	0	0	15
21	Christian Fermin	C 37:10	5-5	0-0	2-4	2 0 2	5 2	12	1	4	1	3	0	0	-5
2	Zeb Jackson	G 34:23	4-12	2-7	0-0	0 5 5	3 0	10	0	3	1	0	0	0	-6
11	Max Shulps	G 36:51	4-9	4-7	5-6	0 3 3	4 5	17	8	2	1	0	1	0	-4
10	Tobu Lawal	26:43	1-3	0-0	1-2	0 3 3	1 2	3	0	1	0	1	0	0	-17
5	Alphonzo Billups III	17:03	2-6	2-4	0-0	0 2 2	4 1	6	0	1	0	0	0	0	4
6	Alphonzo Billups III	03:20	0-1	0-1	0-0	0 0 0	0 0	0	0	0	0	0	0	0	2
Team						2 7 9		0	0						
Totals			20-44	10-23	14-18	5 24 29	22 14	64	11	16	3	5	1	0	-4

Technical Fouls: NONE

Shooting By Period		
1 st FG%	11-20	55.0%
3PT%	5-10	50.0%
FT%	6-7	85.7%
2 nd FG%	9-24	37.5%
3PT%	5-13	38.5%
FT%	8-11	72.7%
GM FG%	20-44	45.5%
3PT%	10-23	43.5%
FT%	14-18	77.8%

Dead Ball Rebounds: 2, 0

ISU		VCU	
Biggest lead	4 (1 st 14:07)	15 (1 st 2:53)	
Best Scoring Run	9 (1 st 14:07)	14 (1 st 5:04)	
Lead Changes	5		
Times Tied	3		
Time with Lead	03:50	35:08	
Points from		ISU	
Turnovers		11	4
Paint		42	18
Second Chance		9	9
Fast Breaks		7	5
Bench		4	9
Period by Period Scoring		ISU	
1st		24	44
2nd		68	
TOT		92	64

Virginia Tech - 71

Record: 5-1

NO.	Name	Min	FG	3P	FT	Rebounds	Fouls	TP	AS	TO	ST	Blocks	BS	BA	+/-
			M-A	M-A	M-A	OR DR TOT	PF FD								
31	Robbie Beran	F 15:54	1-4	0-2	2-2	1 1 2	4 2	4	0	0	0	0	0	0	0
15	Lynn Kidd	C 28:32	5-6	0-0	3-3	1 3 4	2 4	13	2	3	1	0	0	0	3
0	Hunter Cattoor	G 25:42	4-9	3-7	7-8	0 3 3	5 3	18	1	1	1	0	0	0	5
2	MJ Collins	G 27:46	1-8	0-3	2-2	1 4 5	1 1	4	3	2	4	0	0	0	9
3	Sean Pedulla	G 32:56	5-9	5-7	2-2	0 4 4	2 5	17	6	5	1	0	0	1	14
4	Mekhi Long	23:59	1-4	0-2	2-2	1 7 8	2 1	4	1	2	0	0	0	0	9
34	Myijael Poteat	10:57	0-1	0-0	1-2	2 0 2	0 1	1	1	0	0	1	0	0	6
23	Tyler Nickel	27:10	3-7	3-6	1-2	2 1 3	1 2	10	1	2	0	0	0	0	4
10	Brandon Rechsteiner	07:04	0-1	0-1	0-0	0 0 0	1 0	0	1	0	0	0	0	0	-5
Team						0 4 4		0	0						
Totals			20-49	11-28	20-23	8 27 35	18 19	71	16	15	7	1	1	0	9

Technical Fouls: NONE

Shooting By Period		
1 st FG%	13-28	46.4%
3PT%	8-18	44.4%
FT%	6-7	85.7%
2 nd FG%	7-21	33.3%
3PT%	3-10	30.0%
FT%	14-16	87.5%
GM FG%	20-49	40.8%
3PT%	11-28	39.3%
FT%	20-23	87.0%

Dead Ball Rebounds: 3, 0



Official Basketball Box Score - Final
Texas A&M at Iowa St.
11/26/23 State Farm Field House, Lake Buena Vista, Fla.
2023-24 Men's Basketball

Game Time: 8:30 PM
Game Duration: 2:27
Attendance: 1,964

Officials: Don Dally, Tyler Kumpf, Shane Staggs

Texas A&M - 73

Record: 6-1

NO.	Name	Min	FG	3P	FT	Rebounds	Fouls	TP	AS	TO	ST	Blocks	BS	BA	+/-
			M-A	M-A	M-A	OR DR TOT	PF FD								
10	Wildens Leveque	F 22:24	3-4	0-0	0-0	2 5 7	3 0	6	0	0	0	2	0	0	4
13	Solomon Washington	F 30:05	6-9	3-4	3-5	1 5 6	3 4	18	1	1	1	0	1	0	7
0	Jace Carter	G 30:11	2-8	0-3	5-6	5 3 8	2 3	9	1	0	0	0	1	0	4
2	Hayden Hefner	G 23:56	3-9	2-5	1-4	2 4 6	3 3	9	0	0	2	0	0	0	-7
4	Wade Taylor IV	G 34:50	5-15	0-6	4-4	0 2 2	4 3	14	4	8	3	0	0	0	7
11	Andersson Garcia	28:47	4-4	0-0	1-4	3 3 6	2 4	9	2	1	4	0	0	0	-7
35	Manny Obaseki	15:54	1-7	0-2	0-0	1 2 3	4 1	2	1	3	1	0	0	0	2
3	Bryce Lindsay	02:14	0-0	0-0	0-0	0 0 0	0 0	0	0	0	0	0	0	0	-1
5	Eli Lawrence	11:39	2-8	1-4	1-2	0 3 3	0 2	6	1	0	0	1	0	0	11
Team						1 0 1		0	0						
Totals			26-64	6-24	15-25	15 27 42	21 20	73	10	13	11	3	2	4	

Technical Fouls: NONE

Shooting By Period		
1 st FG%	9-31	29.0%
3PT%	2-13	15.4%
FT%	5-9	55.6%
2 nd FG%	17-33	51.5%
3PT%	4-11	36.4%
FT%	10-16	62.5%
GM FG%	26-64	40.6%
3PT%	6-24	25.0%
FT%	15-25	60.0%

Dead Ball Rebounds: 4, 1



Official Basketball Box Score - Final
Iowa St. at DePaul
12/01/23 Wintrust Arena, Chicago
Iowa State at DePaul Men's Basketball

Game Time: 7:30 PM
Game Duration: 2:07
Attendance: 4,662

Officials: Job Harnish, Brent Hampton, Tony Chizaa

Iowa St. - 99

Record: 6-2

NO.	Name	Min	FG M-A	3P M-A	FT M-A	Rebounds OR DR TOT	Fouls PF FD	TP	AS	TO	ST	Blocks BS	BA	+/-
0	Tre King	F 32:09	10-15	0-1	4-6	3 2 5	3 3	24	3	1	2	0	1	1
12	Robert Jones	F 20:10	6-10	0-0	0-0	1 1 2	5 0	12	1	0	0	0	1	21
22	Milan Momcilovic	F 33:15	3-10	2-5	2-2	0 5 5	3 2	10	2	0	0	2	0	21
3	Tamin Lipsey	G 35	22-32	6-10	12-13	3 7 10	14 15	19	10	0	0	1	0	1
10	Keshon Gilbert	G 33:44	8-14	2-5	3-6	1 2 3	2 4	21	7	1	3	0	0	21
5	Curtis Jones	14:37	2-3	2-2	0-0	0 3 3	0 0	6	1	0	0	0	0	-7
33	Omaha Biliew	05:54	0-0	0-0	0-0	0 0 0	1 0	0	0	1	0	0	0	-17
1	Jackson Paveletzke	24:48	4-7	0-2	3-4	0 3 3	1 3	11	6	2	0	0	0	27
Team						3 0 3			0	0				
Totals			39-69	17-17	14-21	11 23 34	16 16	99	29	9	9	2	3	19
Technical Fouls: NONE														

2023-24 IOWA STATE OVERALL STATS

Game Records

Record	Overall	Home	Away	Neutral
ALL GAMES	6-2	4-0	1-0	1-2
CONFERENCE	0-0	0-0	0-0	0-0
NON-CONFERENCE	6-2	4-0	1-0	1-2

Score by Periods

Team	1st	2nd	OT	TOT
Iowa St.	317	346	0	663
Opponents	215	256	0	471

Team Box Score

No.	Player				Total		3-Point		F-Throw		Rebounds													
		GP-GS	MIN	AVG	FG-FGA	FG%	3FG-3FGA	3FG%	FT-FTA	FT%	OFF	DEF	TOT	AVG	PF	DQ	A	TO	BLK	STL	PTS	AVG		
3	LIPSEY, Tamin	8-8	248:47	31.1	43-87	.494	9-25	.360	26-42	.619	17	35	52	6.5	16	1	50	19	0	24	121	15.1		
10	GILBERT, Keshon	8-8	230:50	28.9	38-78	.487	5-18	.278	37-51	.725	5	29	34	4.3	18	0	29	19	0	16	118	14.8		
22	MOMCILOVIC, Milan	8-8	242:24	30.3	37-79	.468	21-47	.447	14-17	.824	3	21	24	3.0	12	0	7	5	4	5	109	13.6		
0	KING, Tre	8-8	191:30	23.9	32-54	.593	0-4	.000	17-22	.773	19	25	44	5.5	22	0	10	12	1	12	81	10.1		
12	JONES, Robert	8-5	176:24	22.0	30-42	.714	0-0	.000	11-22	.500	18	20	38	4.8	16	1	6	4	8	10	71	8.9		
5	JONES, Curtis	8-0	187:25	23.4	24-73	.329	11-44	.250	7-11	.636	5	22	27	3.4	14	0	19	6	0	12	66	8.3		
24	WARD, Hason	3-3	50:13	16.7	6-11	.545	0-0	.000	2-5	.400	5	7	12	4.0	10	0	3	0	4	4	14	4.7		
1	PAVELETZKE, Jackson	8-0	94:02	11.8	11-29	.379	3-11	.273	9-15	.600	0	10	10	1.3	5	0	11	6	0	1	34	4.3		
33	BILIEW, Omaha	8-0	90:04	11.3	9-18	.500	0-2	.000	8-9	.889	8	8	16	2.0	13	1	4	4	1	5	26	3.3		
4	WATSON, Demarion	7-0	58:15	8.3	6-9	.667	0-0	.000	3-6	.500	3	8	11	1.6	4	0	1	2	3	4	15	2.1		
11	FISH, Kayden	4-0	18:13	4.6	2-5	.400	0-0	.000	2-2	1.000	3	3	6	1.5	4	0	1	1	1	0	6	1.5		
13	KELDERMAN, Cade	4-0	06:55	1.7	0-1	.000	0-0	.000	2-2	1.000	0	1	1	0.3	0	0	0	0	0	1	2	0.5		
23	HAWLEY, Conrad	3-0	04:58	1.7	0-1	.000	0-0	.000	0-0	.000	2	0	2	0.7	0	0	1	0	0	0	0	0.0		
Team											15	13	28					2						
Total		8	1600		238-487	.489	49-151	.325	138-204	.676	103	202	305	38.1	134	3	142	80	22	94	663	82.9		
Opponents		8	1600		149-397	.375	62-182	.341	111-153	.725	63	178	241	30.1	158	6	81	144	24	49	471	58.9		

Team Statistics

	IOWAST	OPP
Scoring	663	471
Points per game	82.9	58.9
Scoring margin	+24.0	-
Field goals-att	238-487	149-397
Field goal pct	.489	.375
3 point fg-att	49-151	62-182
3-point FG pct	.325	.341
3-pt FG made per game	6.1	7.8
Free throws-att	138-204	111-153
Free throw pct	.676	.725
F-Throws made per game	17.3	13.9
Rebounds	305	241
Rebounds per game	38.1	30.1
Rebounding margin	+8.0	-
Assists	142	81
Assists per game	17.8	10.1
Turnovers	80	144
Turnovers per game	10.0	18.0
Turnover margin	+8.0	-
Assist/turnover ratio	1.8	0.6
Steals	94	49
Steals per game	11.8	6.1
Blocks	22	24
Blocks per game	2.8	3.0
Winning streak	1	-
Home win streak	4	-
Attendance	53191	4852
Home games-Avg/Game	4-13298	1-4852
Neutral site-Avg/Game	-	3-2334

Team Results

Date	Opponent		Score	Att.
11/06/2023	Green Bay	W	85-44	13360
11/09/2023	Lindenwood	W	102-47	13327
11/12/2023	Idaho St.	W	86-55	13529
11/19/2023	Grambling	W	92-37	12975
11/23/2023	vs VCU	W	68-64	2458
11/24/2023	vs Virginia Tech	L	62-71	2579
11/26/2023	vs Texas A&M	L	69-73	1964
12/01/2023	at DePaul	W	99-80	4852

2023-24 IOWA STATE SEASON/CAREER STATS

Summary

Player	Season Statistics										Career Statistics									
	GP-GS	MIN/G	FG%	3FG%	FT%	R/G	A/G	STL	BLK	PTS/G	GP-GS	MIN/G	FG%	3FG%	FT%	R/G	A/G	STL	BLK	PTS/G
BILIEW, Omaha	8-0	11.3	.500	.000	.889	2.0	0.5	5	1	3.3	8-0	11.3	.500	.000	.889	2.0	0.5	5	1	3.3
FISH, Kayden	4-0	4.6	.400	.000	1.000	1.5	0.3	0	1	1.5	4-0	4.6	.400	.000	1.000	1.5	0.3	0	1	1.5
GILBERT, Keshon	8-8	28.9	.487	.278	.725	4.3	3.6	16	0	14.8	71-41	21.7	.444	.345	.750	3.2	2.5	106	7	7.8
HAWLEY, Conrad	3-0	1.7	.000	.000	.000	0.7	0.3	0	0	0.0	12-0	1.8	.000	.000	.500	0.8	0.1	0	0	0.1
JONES, Curtis	8-0	23.4	.329	.250	.636	3.4	2.4	12	0	8.3	67-31	22.4	.391	.343	.740	3.4	2.2	69	9	9.0
JONES, Robert	8-5	22.0	.714	.000	.500	4.8	0.8	10	8	8.9	121-55	18.3	.539	.000	.436	3.9	0.8	79	60	6.4
KELDERMAN, Cade	4-0	1.7	.000	.000	1.000	0.3	0.0	1	0	0.5	4-0	1.7	.000	.000	1.000	0.3	0.0	1	0	0.5
KING, Tre	8-8	23.9	.593	.000	.773	5.5	1.3	12	1	10.1	123-90	22.4	.501	.259	.729	5.0	0.7	139	81	9.7
LIPSEY, Tamin	8-8	31.1	.494	.360	.619	6.5	6.3	24	0	15.1	41-41	29.8	.486	.280	.700	4.5	4.8	97	3	8.8
MOMCILOVIC, Milan	8-8	30.3	.468	.447	.824	3.0	0.9	5	4	13.6	8-8	30.3	.468	.447	.824	3.0	0.9	5	4	13.6
PAVELETZKE, Jackson	8-0	11.8	.379	.273	.600	1.3	1.4	1	0	4.3	41-33	28.8	.484	.383	.818	2.4	3.3	26	0	13.0
WARD, Hason	3-3	16.7	.545	.000	.400	4.0	1.0	4	4	4.7	105-38	14.8	.586	.000	.660	3.7	0.6	65	133	4.8
WATSON, Demarion	7-0	8.3	.667	.000	.500	1.6	0.1	4	3	2.1	36-0	11.0	.410	.211	.450	2.4	0.3	13	18	1.8

Scoring

Player	Season Statistics								Career Statistics							
	FG-FGA	FG%	3FG-3FGA	3FG%	FT-FTA	FT%	PTS	PTS/G	FG-FGA	FG%	3FG-3FGA	3FG%	FT-FTA	FT%	PTS	PTS/G
BILIEW, Omaha	9-18	.500	0-2	.000	8-9	.889	26	3.3	9-18	.500	0-2	.000	8-9	.889	26	3.3
FISH, Kayden	2-5	.400	0-0	.000	2-2	1.000	6	1.5	2-5	.400	0-0	.000	2-2	1.000	6	1.5
GILBERT, Keshon	38-78	.487	5-18	.278	37-51	.725	118	14.8	188-423	.444	40-116	.345	138-184	.750	554	7.8
HAWLEY, Conrad	0-1	.000	0-0	.000	0-0	.000	0	0.0	0-5	.000	0-1	.000	1-2	.500	1	0.1
JONES, Curtis	24-73	.329	11-44	.250	7-11	.636	66	8.3	215-550	.391	102-297	.343	71-96	.740	603	9.0
JONES, Robert	30-42	.714	0-0	.000	11-22	.500	71	8.9	329-610	.539	0-0	.000	115-264	.436	773	6.4
KELDERMAN, Cade	0-1	.000	0-0	.000	2-2	1.000	2	0.5	0-1	.000	0-0	.000	2-2	1.000	2	0.5
KING, Tre	32-54	.593	0-4	.000	17-22	.773	81	10.1	469-936	.501	30-116	.259	226-310	.729	1194	9.7
LIPSEY, Tamin	43-87	.494	9-25	.360	26-42	.619	121	15.1	139-286	.486	14-50	.280	70-100	.700	362	8.8
MOMCILOVIC, Milan	37-79	.468	21-47	.447	14-17	.824	109	13.6	37-79	.468	21-47	.447	14-17	.824	109	13.6
PAVELETZKE, Jackson	11-29	.379	3-11	.273	9-15	.600	34	4.3	178-368	.484	49-128	.383	126-154	.818	531	13.0
WARD, Hason	6-11	.545	0-0	.000	2-5	.400	14	4.7	218-372	.586	0-13	.000	68-103	.660	504	4.8
WATSON, Demarion	6-9	.667	0-0	.000	3-6	.500	15	2.1	25-61	.410	4-19	.211	9-20	.450	63	1.8

Totals

Player	Season Statistics								Career Statistics							
	O-REB	D-REB	TOTAL	PF	FO	A	TO	A/TO	O-REB	D-REB	TOTAL	PF	FO	A	TO	A/TO
BILIEW, Omaha	8	8	16	13	1	4	4	1.0	8	8	16	13	1	4	4	1.0
FISH, Kayden	3	3	6	4	0	1	1	1.0	3	3	6	4	0	1	1	1.0
GILBERT, Keshon	5	29	34	18	0	29	19	1.5	62	166	228	145	2	180	148	1.2
HAWLEY, Conrad	2	0	2	0	0	1	0	0.0	4	5	9	1	0	1	0	0.0
JONES, Curtis	5	22	27	14	0	19	6	3.2	42	186	228	109	1	147	57	2.6
JONES, Robert	18	20	38	16	1	6	4	1.5	186	284	470	301	12	95	159	0.6
KELDERMAN, Cade	0	1	1	0	0	0	0	0.0	0	1	1	0	0	0	0	0.0
KING, Tre	19	25	44	22	0	10	12	0.8	229	390	619	394	22	87	177	0.5
LIPSEY, Tamin	17	35	52	16	1	50	19	2.6	64	119	183	91	3	196	100	2.0
MOMCILOVIC, Milan	3	21	24	12	0	7	5	1.4	3	21	24	12	0	7	5	1.4
PAVELETZKE, Jackson	0	10	10	5	0	11	6	1.8	13	85	98	41	0	134	85	1.6
WARD, Hason	5	7	12	10	0	3	0	0.0	124	260	384	205	4	66	100	0.7
WATSON, Demarion	3	8	11	4	0	1	2	0.5	30	55	85	37	0	11	18	0.6

Game Records

Record	Overall	Home	Away	Neutral
ALL GAMES	6-2	4-0	1-0	1-2
CONFERENCE	0-0	0-0	0-0	0-0
NON-CONFERENCE	6-2	4-0	1-0	1-2

Team Box Score Extended

No.	Player	GP-GS			Total			3-Point			F-Throw			Rebounds			PF			DQ			A/G			TO			TO/G			A/TOT			BLK/G			STL/G			PTS			AVG		
		GP	GS	MIN	AVG	FG-FGA	FG%	3FG-3FGA	3FG%	FT-FTA	FT%	OFF	DEF	TOT	AVG	PF	DQ	A	A/G	TO	TO/G	A/G	TO	TO/G	A/TOT	BLK	BLK/G	STL	STL/G	PTS	AVG															
3	LIPSEY, Tamin	8-8		248:47	31.1	43-87	.494	9-25	.360	26-42	.619	17	35	52	6.5	16	1	50	6.25	19	2.38	2.63	0	0.00	24	3.00	121	15.1																		
10	GILBERT, Keshon	8-8		230:50	28.9	38-78	.487	5-18	.278	37-51	.725	5	29	34	4.3	18	0	29	3.63	19	2.38	1.53	0	0.00	16	2.00	118	14.8																		
22	MOMCLOVIC, Milan	8-8		242:24	30.3	37-79	.468	21-47	.447	14-17	.824	3	21	24	3.0	12	0	7	0.88	5	0.63	1.40	4	0.50	5	0.63	109	13.6																		
0	KING, Tre	8-8		191:30	23.9	32-54	.593	0-4	.000	17-22	.773	19	25	44	5.5	22	0	10	1.25	12	1.50	0.83	1	0.13	12	1.50	81	10.1																		
12	JONES, Robert	8-5		176:24	22.0	30-42	.714	0-0	.000	11-22	.500	18	20	38	4.8	16	1	6	0.75	4	0.50	1.50	8	1.00	10	1.25	71	8.9																		
5	JONES, Curtis	8-0		187:25	23.4	24-73	.329	11-44	.250	7-11	.636	5	22	27	3.4	14	0	19	2.38	6	0.75	3.17	0	0.00	12	1.50	66	8.3																		
24	WARD, Hason	3-3		50:13	16.7	6-11	.545	0-0	.000	2-5	.400	5	7	12	4.0	10	0	3	1.00	0	0.00	3.00	4	1.33	4	1.33	14	4.7																		
1	PAVELETZKE, Jackson	8-0		94:02	11.8	11-29	.379	3-11	.273	9-15	.600	0	10	10	1.3	5	0	11	1.38	6	0.75	1.83	0	0.00	1	0.13	34	4.3																		
33	BILIEW, Omaha	8-0		90:04	11.3	9-18	.500	0-2	.000	8-9	.889	8	8	16	2.0	13	1	4	0.50	4	0.50	1.00	1	0.13	5	0.63	26	3.3																		
4	WATSON, Demarion	7-0		58:15	8.3	6-9	.667	0-0	.000	3-6	.500	3	8	11	1.6	4	0	1	0.14	2	0.29	0.50	3	0.43	4	0.57	15	2.1																		
11	FISH, Kayden	4-0		18:13	4.6	2-5	.400	0-0	.000	2-2	1.000	3	3	6	1.5	4	0	1	0.25	1	0.25	1.00	1	0.25	0	0.00	6	1.5																		
13	KELDERMAN, Cade	4-0		06:55	1.7	0-1	.000	0-0	.000	2-2	1.000	0	1	1	0.3	0	0	0	0.00	0	0.00	0.00	0	0.00	1	0.25	2	0.5																		
23	HAWLEY, Conrad	3-0		04:58	1.7	0-1	.000	0-0	.000	0-0	.000	2	0	2	0.7	0	0	1	0.33	0	0.00	1.00	0	0.00	0	0.00	0	0.0																		
Total		8		1600		238-487	.489	49-151	.325	138-204	.676	103	202	305	38.1	134	3	142	17.75	80	10.00	1.78	22	2.75	94	11.75	663	82.9																		
Opponents		8		1600		149-397	.375	62-182	.341	111-153	.725	63	178	241	30.1	158	6	81	10.13	144	18.00	0.56	24	3.00	49	6.13	471	58.9																		

Score by Periods

Team	1st	2nd	OT	TOT
Iowa St.	317	346	0	663
Opponents	215	256	0	471

2023-24 IOWA STATE COMPARISON STATS

Opponent	1st	2nd	Score	Mar	Total FG	FG Pct	3-Pointers	3FG Pct	Free Throws	FT Pct	Rebounds	Assist	T/Over	Block	Steal	Foul	
GREEN BAY	49/18	36/26	85-44	+41	31-66/13-46	.470/.283	8-18/8-33	.444/.242	15-22/10-14	.682/.714	44/29	+15	16/7	4/16	2/5	10/2	15/18
LINDENWOOD	46/23	56/24	102-47	+55	39-66/13-46	.591/.283	7-20/7-24	.350/.292	17-21/14-20	.810/.700	41/27	+14	25/8	8/22	5/1	19/5	19/19
IDAHO ST.	44/25	42/30	86-55	+31	31-65/18-43	.477/.419	4-13/8-19	.308/.421	20-30/11-22	.667/.500	37/30	+7	15/11	9/24	5/4	17/6	23/23
GRAMBLING	48/14	44/23	92-37	+55	32-51/14-49	.627/.286	7-15/3-12	.467/.250	21-27/6-7	.778/.857	37/18	+19	20/5	14/21	4/2	14/7	8/21
VCU	24/33	44/31	68-64	+4	24-59/20-44	.407/.455	2-13/10-23	.154/.435	18-30/14-18	.600/.778	38/29	+9	11/11	7/16	1/5	7/3	14/22
Virginia Tech	30/40	32/31	62-71	(9)	21-50/20-49	.420/.408	5-21/11-28	.238/.393	15-26/20-23	.577/.870	30/35	(5)	12/16	13/15	1/1	9/7	19/18
Texas A&M	35/25	34/48	69-73	(4)	21-61/26-64	.344/.406	9-34/6-24	.265/.250	18-27/15-25	.667/.600	44/42	+2	14/10	16/13	2/3	9/11	20/21
DePaul	41/37	58/43	99-80	+19	39-69/25-56	.565/.446	7-17/9-19	.412/.474	14-21/21-24	.667/.875	34/31	+3	29/14	9/17	2/3	9/8	16/16

Note: Game totals are displayed in the format TEAM/OPPONENT for each category

RADIO/TV CHART

COACHING STAFF/SUPPORT STAFF



T.J. OTZELBERGER
Head Coach
3rd Year
OTTS-ull-burger




JR BLOUNT
Assistant Coach
3rd year
J-R rhymes with count



KYLE GREEN
Assistant Coach
3rd year




NATE SCHMIDT
Assistant Coach
3rd year



MICAH BYARS
Dir. of Operations
13th year



PETE LINK
Strength Coach
3rd year



ERIK CRAWFORD
Director of Player
Development
5th Year



STEVIE TAYLOR
Assistant Director of
Player Development
2nd year



THOMAS POLLARD
Data Analytics
Specialist
2nd year



LAVONTE DAVIS
Graduate Assistant
1st year



BRIAN PEARSON
Graduate Assistant
1st year



VIC MILLER
Athletic Trainer
22nd year

STUDENT-ATHLETES



Tre King
F • 6-7 • 230 • Sr.
Lexington, Ky.



Jackson Paveletzke
(PAV-uh-LET-ski)
(Pav rhymes with have)
G • 6-2 • 185 • So.
Kimberly, Wis.



Jelani Hamilton
G • 6-5 • 195 • Fr.
Marietta, Ga.



Tamin Lipsey
(Tay-men)
G • 6-1 • 200 • So.
Ames, Iowa



Demarion Watson
(Duh-mar-eon)
G • 6-7 • 220 • So.
Maple Grove, Minn.




Curtis Jones
G • 6-4 • 190 • Sr.
Minneapolis, Minn.



Keshon Gilbert
(KEY-shonn)
G • 6-4 • 200 • Jr.
St. Louis, Mo.



Kayden Fish
G • 6-6 • 250 • Fr.
Kansas City, Mo.



Robert Jones
F • 6-10 • 255 • Sr.
Prior Lake, Minn.



Cade Kelderman
(KELL-dur-men)
G • 6-1 • 180 • Fr.
Waukee, Iowa



Milan Momcilovic
(MEE-lunn
mom-CHILL-uh-VEECH)
F • 6-8 • 220 • Fr.
Pewaukee, Wis.



Conrad Hawley
F • 6-5 • 220 • Jr.
Raymore, Mo.



Hason Ward
(Huh-san)
F • 6-9 • 230 • Sr.
St. Thomas, Barbados



JT Rock
C • 7-1 • 255 • Fr.
Sioux Falls, S.D.



Omaha Biliew
(OH-muh-HAW b'LOO)
F • 6-8 • 225 • Fr.
Waukee, Iowa

SOCIAL MEDIA DIRECTORY

PLAYER

BILIEW
FISH
GILBERT
HAMILTON
HAWLEY
C. JONES
R. JONES
KELDERMAN
KING
LIPSEY
MOMCILOVIC
PAVELETZKE
ROCK
WARD
WATSON

TWITTER/X

@BiliewOmaha
@KaydenFish1
@kg2times
@JelaniHamilton_
@conradxhawley
@Curtis_Jones3
@robbyj1415
@cade_for3
@atgTreking
@TaminLipsey
@MilanMomcilovi5
@jacksonpavvv
@JTRock12
@HasonWard
@WatsonDemarion

INSTAGRAM

@OmahaBiliew
@KaydenFishh
@keshonn_
@Jelani_Hamilton
@conradxhawley
@jiggy.curt
@rbtjns12
@cadekelderman
@atg.treking
@tamin_lipsey
@milan_momcilovic
@jackson.pavvv
@jt_rock12
@hasonward
@demarion124