



MEN'S BASKETBALL

14-4 OVERALL 5-2 BIG 12 (10-0 HOME 2-3 AWAY 2-1 NEUTRAL)



RYAN WORKMAN
Associate Director
Athletics Communications

Iowa State Athletics
Jacobson Athletic Building
Ames, Iowa 50011

(701) 809-6597
rworkman@iastate.edu



IOWA STATE CYCLONES

14-4 overall (5-2 Big 12)

Head Coach: T.J. Otzelberger **Polls:** (AP/Coaches): 12/13
Overall: 135-80 (7th year) **NET/BPI/KENPom:** 10/10/12
At ISU: 36-17 (2nd year)

VS



KANSAS STATE WILDCATS

17-2 overall (6-1 Big 12)

Head Coach: Jerome Tang **Polls:** (AP/Coaches): 5/5
Overall: 19-2 (1st year) **NET/BPI/KENPom:** 16/32/26
At K-STATE: 17-2 (1st year)

TUES., JAN. 24, 2023 / 8 P.M.

James H. Hilton Coliseum / Ames, Iowa



Cyclone Radio Network
John Walters, xpx
Eric Heft, analyst



Rich Hollenberg, xpx
Chris Spatola, analyst

CYCLONES.com

Live Stats
at
CycloneStats.com

2022-23 SCHEDULE

NOVEMBER

7	IUPUI (B12N)	W, 88-39
13	NORTH CAROLINA A&T (B12N)	W, 80-43
20	MILWAUKEE (B12N)	W, 68-53
24	+vs. Villanova (ESPN2)	W, 81-79 (OT)
25	+vs. #1 North Carolina (ESPN)	W, 70-65
27	+vs. #20 UConn (ESPN)	L, 53-71
30	NORTH DAKOTA (B12N)	W, 63-44

DECEMBER

4	~ST. JOHN'S (ESPN2)	W, 71-60
8	at Iowa (FS1)	L, 56-75
11	MCNEESE (B12N)	W, 77-40
18	WESTERN MICHIGAN (B12N)	W, 73-57
21	OMAHA (B12N)	Canceled
31	**12 BAYLOR (ESPN2)	W, 77-62

JANUARY

4	*at Oklahoma (ESPN2)	W, 63-60
7	*at #17 TCU (ESPN2)	W, 69-67
10	*TEXAS TECH (B12N)	W, 84-50
14	*at #2 Kansas (B12N)	L, 60-62
17	**7 TEXAS (B12N)	W, 78-67
21	*at Oklahoma State (B12N)	L, 59-61
24	**5 KANSAS STATE (ESPN2)	8 p.m.
28	*at Missouri (ESPN2)	1 p.m.
30	*at Texas Tech (ESPN2)	8 p.m.

FEBRUARY

4	**9 KANSAS (ESPN)	11 a.m.
8	*at West Virginia (ESPN2/ESPN2)	6 p.m.
11	*OKLAHOMA STATE (ESPN2/ESPN2)	5 p.m.
15	**11 TCU (ESPN2/ESPN2)	8 p.m.
18	*at #5 Kansas State (ESPN2/ESPN2)	5 p.m.
21	*at #10 Texas (LHN)	8 p.m.
25	*OKLAHOMA (ESPN2/ESPN2)	11 a.m.
27	*WEST VIRGINIA (ESPN/ESPN2)	8 p.m.

MARCH

4	*at #17 Baylor (ESPN/ESPN2)	11 a.m./1 p.m.
8-11	*Phillips 66 Big 12 Championships	

All Times Central

+ Phil Knight Invitational
~ Big 12/BIG EAST Battle + SEC/Big 12 Challenge
* Big 12 Game ^ at Kansas City, Mo.
B12N = Big 12 Now on ESPN+
LHN = Longhorn Network

ISU BASKETBALL HISTORY

All-Time Record	1,426-1,381 (.508)
Hilton Coliseum Record	592-204 (.744)
NCAA Tournament Appearances	21

THE LEAD

For the second time in the last week, Hilton Coliseum will host a Top 15 showdown, as the No. 12 Iowa State Cyclones welcome No. 5 Kansas State to Ames. This will be the seventh Top 25 opponent for ISU this season and third at Hilton.

KEY STORYLINES

- Iowa State has held its first seven conference opponents to 70 points or less for the first time in Big 12 history. The last time ISU held seven-straight league opponents to 70 or less was Jan. 29-Feb. 19, 1997.
- The Cyclones have tallied nine Top 25 victories in the last two seasons, tied for the fourth-most in the nation and the second-most among Big 12 schools. T.J. Otzelberger and Marquette's Shaka Smart are the only two second-year head coaches with nine or more top 25 victories.
- Iowa State has forced 25 or more turnovers in a game three times this season. The Cyclones are one of eight schools to have done so and the only Power Six school to do it. ISU, Arkansas and Texas Tech are the only Power Six schools to force 30 or more turnovers in a game this year.
- One of the nation's toughest venues, Iowa State calls Hilton Coliseum home. The Cyclones own a .744 winning percentage at Hilton with 592 wins.
- Tamin Lipsey is averaging 6.7 points, 4.8 assists, 2.9 rebounds, 1.9 steals and 2.1 turnovers per game. He is the only player in the country averaging those numbers this season and just the 18th in the last 10 years to do so.
- Over the last two seasons, Iowa State is 24-3 against non-conference opponents. The 24 victories is tied for the fourth-most victories in the country and the .889 winning percentage is the fourth-best in the nation.
- Iowa State signed the highest-ranked recruiting class in school history this year. The class ranks sixth in the nation by 247Sports and Rivals, while ranking seventh by ESPN. Five-star signee Omaha Biliew and four-star signee Milan Momcilovic were named to the Jersey Mike's Naismith High School Boys Preseason Watch List.

POSSIBLE STARTERS (BASED ON LAST GAME)

No.	Name	Pos.	Ht.	Wt.	Yr.	Pts.	Reb.	Ast.	FG%	3P%	FT%
2	Caleb Grill	G	6-3	200	Sr.	10.3	4.3	1.4	.415	.376	.806
Returned to ISU last season after transferring to UNLV his sophomore year...Scored 31 against No. 1 UNC											
3	Tamin Lipsey	G	6-1	200	Fr.	6.7	2.9	4.8	.526	.250	.800
The 15th player in school history from Ames High School...Started every game of his career.											
13	Jaren Holmes	G	6-4	210	Sr.	12.9	3.4	3.3	.394	.364	.684
Transfer from St. Bonaventure...One of four Cyclones with over 1,000 career points.											
22	Gabe Kalscheur	G	6-4	200	Sr.	12.8	2.3	1.7	.423	.356	.771
Transfer from Minnesota...Has started 130 of 141 games in his career, including 42 at Iowa State.											
21	Osun Osunniyi	C	6-10	235	Sr.	8.9	3.9	1.2	.562	.333	.667
Transfer from St. Bonaventure...One of three active players in the country with over 300 career blocks.											

FOLLOW THE CYCLONES

/IowaStateMensBasketball
 @CycloneMBB
 @CycloneMBB
 cyclones.com

HEAD COACH

T.J. OTZELBERGER

2nd season at Iowa St.

College: UW-Whitewater (2001)

Wife: Alison Lacey

Children: Son: Jayce;
Daughters: Olivia, Stella

Born: Sept. 17, 1977 (45yo)

Hometown: Milwaukee, Wis.

High School: St. Thomas More



COACHING EXPERIENCE

2001-04	Coach/AD	Catholic Central HS (Burlington, Wis.)
2004-05	Asst. Coach	Chipola College
2006-13	Asst. Coach	Iowa State
2013-15	Asst. Coach	Washington
2015-16	Asst. Coach	Iowa State
2016-19	Head Coach	South Dakota State
2019-21	Head Coach	UNLV
2021-pres.	Head Coach	Iowa State

COACH NOTES

- Named 21st head men's basketball coach at Iowa State on March 18, 2021.
- 2018 Summit League Coach of the Year.
- Served as an assistant coach at Iowa State for eight seasons, working under Greg McDermott, Fred Hoiberg and Steve Prohm.
- Among Cyclones signed and developed: Wesley Johnson (NBA), Justin Hamilton (NBA), Royce White (NBA), Chris Allen, Will Clyburn, Tyrus McGee, Georges Niang (NBA), Monté Morris (NBA), Abdel Nader (NBA), Matt Thomas (NBA), Scott Christopherson, Naz Mitrou-Long (NBA) and Deonte Burton (NBA).
- Three times as a head coach a player was named an All-American.
- Wife, Alison, was a three-time All-Big 12 player for the Cyclones and played for the WNBA's Seattle Storm. She was inducted into the ISU Athletics Hall of Fame in 2022.

MILESTONE WINS

Win	Date	Opponent	Score
1	11-16-16	Wayne State (Neb.)	80-72
25	11-28-17	Ole Miss	99-97 (OT)
50	11-20-18	UTSA	99-79
75	12-21-19	Robert Morris	81-69
100	11-09-21	Kennesaw State	84-73
125	11-24-22	Villanova	81-79 (OT)

2022-23 ROSTER

No.	Name	Pos.	Ht.	Wt.	Year	Hometown (Last School)
0	Tre King	F	6-7	230	Sr.	Lexington, Ky. (Eastern Kentucky)
1	Eli King	G	6-3	190	Fr.	Caledonia, Minn. (Caledonia)
2	Caleb Grill	G	6-3	200	Sr.	Wichita, Kan. (UNLV)
3	Tamin Lipsey	G	6-1	200	Fr.	Ames, Iowa (Ames)
4	Demarion Watson	G	6-6	215	Fr.	Maple Grove, Minn. (Totino-Grace)
5	Aljaž "Jaz" Kunc	F	6-8	225	Sr.	Ljubljana, Slovenia (Washington State)
12	Robert Jones	F	6-10	250	Sr.	Prior Lake, Minn. (Denver)
13	Jaren Holmes	G	6-4	210	Sr.	Romulus, Mich. (St. Bonaventure)
21	Osun Osunniyi	C	6-10	235	Sr.	Pleasantville, N.J. (St. Bonaventure)
22	Gabe Kalscheur	G	6-4	200	Sr.	Edina, Minn. (Minnesota)
23	Conrad Hawley	F	6-5	220	So.	Raymore, Mo. (Peculiar)
24	Hason Ward	F	6-9	225	Sr.	St. Thomas, Barbados (VCU)
25	Jeremiah Williams	G	6-4	177	Jr.	Chicago, Ill. (Temple)

Roster Note: Iowa State is advancing players' classification even though the 2020-21 season did not affect eligibility. Those that wish to take advantage of the extra year will be listed as a senior again after their original eligibility would have been exhausted.

Head Coach: T.J. Otzelberger (2nd Year)

Assistant Coaches: JR Blount (2nd Year); Kyle Green (2nd Year); Nate Schmidt (1st Year)

Director of Basketball Operations: Micah Byars (12th Year)

Director of Player Development: Erik Crawford (1st Year)

Assistant Director of Player Development: Mo Ba (2nd Year)

Graduate Assistants: Henoc Bienne (1st Year); Carter Mumm (1st Year)

Data Analytics Specialist: Thomas Pollard (1st Year)

Strength and Conditioning Coach: Pete Link (2nd Year)

Athletic Trainer: Vic Miller (21st Year)

PRONUNCIATION GUIDE

T.J. Otzelberger	OTTS-ull-burger	Tamin Lipsey	TAY-min
JR Blount	J-R rhymes with count	Osun Osunniyi	Oh-SHOON Oh-SHOON-ee-ee
Jaren Holmes	JARE-in	Hason Ward	Huh-SAHN
Gabe Kalscheur	cal-SURE	Demarion Watson	Duh-MAR-ee-in
Aljaž Kunc	Ollie-ahj Coon-ce - Also goes by Jaz		

IN THE PAST...INTO THE FUTURE

LAST TIME OUT...

- No. 12 Iowa State dropped a 61-59 decision at Oklahoma State on Saturday. The Cyclones led by as much as 16 in the second half, but couldn't overcome a 61 percent shooting performance by the Cowboys in the second half. Osun Osunniyi led the Cyclones with 15 points, seven rebounds and three blocked shots.

NEXT UP: AT MISSOURI

- Iowa State hits the road on Saturday, Jan. 28 for the SEC/Big 12 Challenge at Missouri. Tipoff is set for 1 p.m. and will air on ESPN2.

OTZELBERGER YEAR-BY-YEAR BREAKDOWN

Year	School	Record	Conf.	Postseason	Non-Con	Home	Road	Neutral	vs. Top-25
2016-17	S. Dakota State	18-17	8-8	NCAA First Round	10-9	11-2	3-12	4-3	0-1
2017-18	S. Dakota State	28-7	13-1	NCAA First Round	15-6	15-0	8-4	5-3	0-3
2018-19	S. Dakota State	24-9	14-2	NIT First Round	10-7	14-1	7-6	3-2	0-1
At South Dakota State		70-33 (.680)	35-11 (.761)	2 NCAA/1 NIT	35-22	40-3	18-22	12-8	0-5
2019-20	UNLV	17-15	12-6	None	5-9	12-7	5-7	0-1	1-1
2020-21	UNLV	12-15	8-10	None	4-5	9-5	3-7	0-3	0-2
At UNLV		29-30 (.492)	20-16 (.556)	None	9-14	21-12	8-14	0-4	1-3
2021-22	Iowa State	22-13	7-11	NCAA Sweet 16	15-1	14-5	4-6	4-2	5-7
2022-23	Iowa State	14-4	5-2	-	9-2	10-0	2-3	2-1	4-2
At Iowa State		36-17 (.679)	12-13 (.480)	1 NCAA	24-3	24-5	6-9	6-3	9-9
Overall		135-80 (.628)	67-40 (.626)	3 NCAA/1 NIT	68-39	85-20	32-45	18-15	10-17

FROM THE NOTEBOOK

QUICK HITS

- Through 50 games, T.J. Otzelberger was 35-15 at Iowa State. He joins Bill Strannigan and Tim Floyd with the best record through 50 games to start a career.
- Iowa State is forcing a turnover on 28.4 percent of opponents possessions this season, the best percentage in the country.
- The Cyclones rank seventh in the nation in adjusted defensive efficiency at 89.1, well below the average of 103.8.

STREAKS OF NOTE

- 7 - The Cyclones have held seven-straight Big 12 opponents to 70 points or less.
- 7 - Iowa State has won seven-straight games wearing the white uniform.
- 9 - ISU has won nine consecutive games when shooting 50 percent or better from the field.
- 11 - When the Cyclones make 10 or more 3-pointers, ISU has won the last 11 games.
- 16 - If the Cyclones score in the 80's, Iowa State has won 16-straight games.
- 18 - ISU has won 18-straight games at Hilton Coliseum against non-conference opponents.
- 34 - Iowa State has won 34-straight games while having the lead with 1:00 remaining in regulation.
- 511 - The Cyclones have hit a 3-pointer in 511-straight games.

HOME SWEET HILTON

- Last year, the Cyclones celebrated 50 years of playing in Hilton Coliseum.
- Iowa State will play its 800th game in Hilton later this season.
- The Cyclones are 592-204 all-time at Hilton, including an 10-0 mark this season.
- Over the course of 51 years, Iowa State has only lost seven or more home games four times.

THE KILL SHOT

- According to EvanMiya.com, Iowa State leads the Big 12 in "Kill Shots", defined as the total number of double digit scoring runs in the season. Iowa State ranks 15th in the nation with 17 Kill Shots this season.

NEW LOOK CYCLONES

- Iowa State once again welcomed a fresh set of faces via the transfer portal and the incoming freshman class.
- The Cyclones added five players from the transfer portal, while welcoming three freshmen and a walk-on.
- Tre King joined the Cyclones at semester last year as a transfer from Georgetown after playing his first three seasons at Eastern Kentucky. The first game he was eligible to return was Dec. 18 against Western Michigan.
- Jaren Holmes and Osun Osunniyi join the Cyclones from a St. Bonaventure team that advanced to the NIT Final Four, while Hason Ward joins them from fellow Atlantic 10 school VCU.
- Jeremiah Williams joins the team from Temple, while lone walk-on Conrad Hawley played football at Kansas last season.
- Tamin Lipsey is the first Ames High School player to be signed to a scholarship at Iowa State out of high school since Ross Marsden in 2005. He is the 15th player to be on an Iowa State men's basketball roster from Ames.
- Lipsey is joined in the freshman class by a pair of Minnesota standouts in Eli King (Caledonia) and Demarion Watson (Maple Grove). Watson helped Totino-Grace to a Minnesota state title last season, while King led Caledonia to a third-place finish.

1,000 POINT CLUB

- Iowa State has four current players in the 1,000-point club (previous school included) in Kalscheur (1,481), Osunniyi (1,261), Holmes (1,253) and T. King (1,020). Iowa State is one of 14 NCAA Division I schools and nine Power Six schools with four or more players in the 1,000 point club.

INSIDE THE SERIES



KSU LEADS, 144-91

Home: 54-54 **Road:** 26-83 **Neutral:** 11-7

Current Streak: 1 by Iowa State

Longest ISU win streak: 6 (1928-31)

Longest KSU win streak: 11, twice

Overtime: 3-11

Otzelberger vs. K-State: 2-2

Tang vs. Iowa State: 0-0

Coach Qtz vs. Coach Tang: 0-0

Largest Iowa State Winning Margin: 35 in 1946 (74-39)

Most Points By ISU: 101 (3/4/89)

Largest KSU Winning Margin: 35 in 1977 (97-62)

Most Points By KSU: 108 (1/29/75)

Recent Meetings:

2/26/22	ISU, 74-73	Manhattan
2/12/22	KSU, 75-69 (OT)	Ames
3/6/21	KSU, 61-56	Manhattan
12/15/20	KSU, 74-65	Ames
3/7/20	KSU, 79-63	Manhattan
2/8/20	ISU, 73-63	Ames
3/15/19	ISU, 63-59	Kansas City
2/16/19	ISU, 78-64	Manhattan

ISU-KSU NOTES

- This will be the 236th matchup between Iowa State and Kansas State ... Both teams won on the others home floor last season, with ISU taking the last meeting.
- T.J Otzelberger is 2-2 all-time as a head coach when facing Kansas State ... Otzelberger has never faced current Kansas State head coach Jerome Tang.
- Jerome Tang is in his inaugural season at the helm of Kansas State ... He takes over the program after five years as Associate Head Coach at Baylor ... He earned his first two victories as a head coach while serving as interim head coach with the Bears ... He has never faced Iowa State or Otzelberger.
- In that win against Kansas State last season, Caleb Grill scored a team-high 18 points ... That total was his second-highest tally in a game last season.
- Iowa State has 91 wins against Kansas State in program history ... That is the second most against any current Big 12 team in program history.
- The Cyclones are looking for back-to-back wins in Manhattan for the first time since winning there in 2016 and 2017.

QUICK FACTS

Location	Ames, Iowa
Founded	1848
Enrollment	29,969
Nickname	Cyclones
Mascot	Cy
Colors	Cardinal & Gold

Affiliation	NCAA Division I
Conference	Big 12
Facility	Hilton Coliseum
Capacity	14,267
President	Dr. Wendy Wintersteen
Director of Athletics	Jamie Pollard

FROM THE NOTEBOOK

PHIL KNIGHT INVITATIONAL

- Regarded as one of the toughest tournaments over "Feast Week", Iowa State was the runner-up to No. 20 UConn in the Phil Knight Invitational. The Cyclones defeated Villanova 81-79 in overtime in the quarterfinals and beat No. 1 North Carolina, both teams that advanced to the Final Four last season, in the semifinals. No. 12 Michigan State and No. 18 Alabama were also in the field.

UP FOR A CHALLENGE

- Iowa State will play in a pair of conference challenges this season, starting Dec. 4 with the Big 12/BIG EAST Battle against St. John's. The victory improved ISU to 3-0 in this challenge after the 71-60 victory.
- The SEC/Big 12 Challenge resumes for the 10th-consecutive season. The Cyclones, who are 4-5 in the event, will travel to Missouri on Saturday, Jan. 28. This is the second-straight year Iowa State has faced Mizzou in the challenge, winning 67-50 last year in Ames.

HILTON MAGIC

- Iowa State is playing its 52nd season at Hilton Coliseum ... the arena opened in 1971 with a win against Arizona in the first game.
- ISU has recorded a 74.4 winning percentage (592-204) at the arena.
- ISU has ranked among the nation's top-30 teams in attendance 16 of the last 17 non-Covid seasons. ISU ranks 19th in the country and third in the Big 12 this season with an average of 12,980.
- Hilton Magic was coined in 1989 by Des Moines Register sportswriter Buck Turnbull.

IOWA STATE VS. RANKED OPPONENTS

- Iowa State is 119-289 all-time against ranked opponents (at tip).
- ISU has a 28-18 record in its last 46 games against ranked foes in Hilton Coliseum. The 28 wins since 2010 is the fourth-most wins in the country.
- Otzelberger is 9-9 against ranked teams, tied for the fifth most wins by an ISU coach against ranked foes.
- ISU is 7-10 against ranked non-conference foes at Hilton Coliseum ... The Cyclones have won six of the last seven meetings: 2019-20: #16 Seton Hall; 2014-15: #18 Arkansas; 2013-14: #23 Iowa, #7 Michigan; 2005-06: #12 Iowa; 2004-05: #19 Virginia.

At Home: 75-88

On Road: 18-149

Neutral Site: 26-52

IOWA STATE QUICK FACTS

- Iowa State is playing its 116th season of men's basketball and the second under head coach T.J. Otzelberger.
- Iowa State's 2022-23 roster includes 13 players from eight different states and two other countries.
- Jaren Holmes is the 25th player in Iowa State history from Michigan, the third-most populated state in ISU history behind Iowa and Illinois.
- Jaz Kunc is the first Cyclone from Slovenia and Hason Ward is the first from Barbados.
- The Cyclone roster has one walk-on: Conrad Hawley.

CYCLONES IN THE NBA



Georges Niang
Philadelphia 76ers
(Seventh Season)

Stats	Season	Career
Games	44	349
PPG	9.3	6.5
RPG	2.4	2.1
APG	1.1	0.9
FG%	45.4	44.0
3P%	42.0	40.7
PER	12.6	11.4



Monté Morris
Washington Wizards
(Sixth Season)

Stats	Season	Career
Games	40	320
PPG	10.3	10.5
RPG	3.4	2.5
APG	5.5	3.9
FG%	47.2	48.0
3P%	39.7	39.4
PER	14.6	15.0



Talen Horton-Tucker
Utah Jazz
(Fourth Season)

Stats	Season	Career
Games	39	170
PPG	6.8	8.7
RPG	2.4	2.7
APG	2.3	2.6
FG%	39.5	42.9
3P%	25.5	27.1
PER	11.7	11.9



Tyrese Haliburton
Indiana Pacers
(Third Season)

Stats	Season	Career
Games	40	175
PPG	20.2	15.7
RPG	4.0	3.7
APG	10.2	7.7
FG%	48.0	47.5
3P%	39.9	40.8
PER	23.5	18.8

CYCLONE FACTS

4

Four Cyclones were on NBA opening day rosters, two of which played for ISU when Otzelberger was on staff.

14

Iowa State has won 14 conference championships in school history.

4

Iowa State has four active Cyclones that have tallied over 1,000 points in their careers in Jaren Holmes, Gabe Kalscheur, Tre King and Osun Osunniyi.

116

This is the 116th season of Iowa State men's basketball.



FROM THE NOTEBOOK

FEWEST RETURNING POINTS PER GAME

- Iowa State is one of 14 schools in the country that return 25 points per game or less this year. Of those 14, only three are Power Six schools.
- The Cyclones will face three of the schools on the list in IUPUI (9.1), West Virginia (9.1) and Milwaukee (11.2).

Power Six Schools

West Virginia: 9.1

Ohio State: 17.3

Iowa State: 24.9

IT'S NOT OLD...IT'S EXPERIENCE

- At the start of the 2022-23 season, Iowa State's average age on the roster is 21.1 years old (Not including three November and a December birthday).
- Iowa State is the second-oldest Power Six roster in the country and the sixth-oldest roster overall.

REG COACHES CORNER

- The Renewable Energy Group (REG) Coaches Corner radio show airs from 6:30-8 p.m on Monday night's throughout the season. Three shows will air on Tuesday's due to games.
- The show will be aired on select Cyclone Radio Affiliates as well as on the Iowa State Athletics Facebook page and on Cyclones.tv.
- Voice of the Cyclones John Walters and a guest co-host will be joined weekly by Cyclone head men's basketball coach T.J. Otzelberger from 6:30-7:15 p.m. Cyclone head women's basketball coach Bill Fennelly will join the show from 7:15-8 p.m.
- Otzelberger will be on the show ~~Dec. 5, Dec. 12, Dec. 19, Jan. 9, Jan. 16, Jan. 23, Jan. 31, Feb. 6, Feb. 14, Feb. 28~~ and March 6.
- This marks the second year that the show will be collaborating with REG.

T.J. OTZELBERGER T.V. SHOW

- The T.J. Otzelberger Show will air 10 episodes this season. The show airs on Sunday nights on ~~Dec. 11, Jan. 8, Jan. 15, Jan. 22, Jan. 29, Feb. 5, Feb. 12, Feb. 19, Feb. 26~~ and March 5.

THE FUTURE IS BRIGHT

- The class of 2023 became official Nov. 9, with Iowa State signing the best recruiting class in school history. The Cyclones signed Omaha Biliew (6-8 | Forward | Waukee, Iowa | Waukee HS), Kayden Fish (6-6 | Forward | Kansas City, Mo. | Staley HS), Jelani Hamilton (6-5 | Guard | Marietta, Ga. | Wheeler HS) and Milan Momcilovic (6-8 | Forward | Pewaukee, Wis. | Pewaukee HS).
- The class is rated No. 6 nationally by 247sports and Rivals, while ranking No. 7 by ESPN. It is the top-ranked class in the Big 12 by all three outlets.
- A consensus five-star recruit, Biliew is the highest-ranked signee for Iowa State in the modern era. He is ranked in the top 15 in the country by all three national outlets, ranking as high as ninth on the ESPN Top 100. As a sophomore at Waukee HS, he led the Warriors to the Iowa 4A State Title, averaging 10.9 points, 7.8 rebounds and 3.1 blocks per game. He played his junior year at Link Academy before returning to Waukee for his senior season. He played for MoKan Elite on the AAU circuit, helping the team its third title at the Peach Jam.
- Fish is a three-star recruit, with Rivals listing him as the 30th best power forward in the class. Fish teamed with Biliew on the AAU circuit with MoKan Elite. In the championship game of the Peach Jam, Fish scored a team-high 13 points. He averaged 11 points and five rebounds as a junior, while shooting 60 percent from the field and 40 percent from 3-point range.
- Hamilton is a ranked a four-star recruit by Rivals, landing 96th on their Top 100 list. ESPN and 247 both list him as a three-star, with 247 ranking him the 15th-best recruit in program history. Hamilton is a Cyclone legacy, with both his parents attending Iowa State, while his brother is a manager for the team. Hamilton played for the Georgia Stars, a member of the Nike EYBL Circuit.
- Momcilovic is a consensus four-star recruit, landing in the top 35 by all three national outlets. He is the third-best recruit in program history according to 247. During his junior year, Momcilovic led Pewaukee to its second-straight WIAA Division 2 State Title, scoring 19 points in the championship game. He averaged 18.1 points and 7.7 rebounds per game as a junior, helping the Pirates to a 27-3 record.



STANDINGS (as of 1/23/23)

School	Big 12	Overall
Kansas State	6-1	17-2
Kansas	5-2	16-3
Iowa State	5-2	14-4
Texas	5-2	16-3
TCU	4-3	15-4
Baylor	4-3	14-5
Oklahoma State	3-4	11-8
Oklahoma	2-5	11-8
West Virginia	1-6	11-8
Texas Tech	0-7	10-9



HONORS

Big 12 Player of the Week

Nov. 14	Adam Flagler, Baylor
Nov. 21	LJ Cryer, Baylor
Nov. 28	Markquis Nowell, Kansas State
Dec. 5	Jalen Wilson, Kansas
Dec. 12	Tre Mitchell, West Virginia
Dec. 19	Marcus Carr, Texas
Dec. 27	Emanuel Miller, TCU
Jan. 2	Marcus Carr, Texas
Jan. 9	Marquis Nowell, Kansas State
Jan. 16	KJ Adams Jr., Kansas
Jan. 23	Avery Anderson III, Oklahoma State

Big 12 Newcomer of the Week

Nov. 14	Keyontae Johnson, Kansas State
Nov. 21	Gradey Dick, Kansas
Nov. 28	Jaren Holmes, Iowa State
Dec. 5	Keyonte George, Baylor
	Gradey Dick, Kansas
Dec. 12	Grant Sherfield, Oklahoma
Dec. 19	Keyontae Johnson, Kansas State
Dec. 27	Nae'Qwan Tomlin, Kansas State
	Grant Sherfield, Oklahoma
Jan. 2	Keyonte George, Baylor
Jan. 9	Keyontae Johnson, Kansas State
Jan. 16	Sir'Jabari Rice, Texas
Jan. 23	Keyontae Johnson, Kansas State

IN THE POLLS

Week	AP/Coach	Week	AP/Coach
Nov. 14	-/-	Jan. 16	12/12
Nov. 21	-/RV	Jan. 23	12/13
Nov. 28	23/23	Jan. 30	-/-
Dec. 5	20/20	Feb. 6	-/-
Dec. 12	RV/RV	Feb. 13	-/-
Dec. 19	RV/RV	Feb. 20	-/-
Dec. 26	RV/RV	Feb. 27	-/-
Jan. 2	25/25	Mar. 6	-/-
Jan. 9	14/14	Mar. 13	-/-

FROM THE NOTEBOOK

Big 12 Overall Wins since 2011-12

1.	Kansas	335
2.	Baylor	286
3.	Iowa State	232
4.	Texas	227
5.	Oklahoma	225
6.	Kansas State	223
7.	West Virginia	217
8.	Texas Tech	214
9.	Oklahoma State	208
10.	TCU	182

ISU Winning Percentage (Overall)

1.	T.J. Otzelberger (2022-Present)	.679
2.	Fred Hoiberg (2011-15)	.673
3.	Tim Floyd (1995-98)	.633
4.	Larry Eustachy (1999-03)	.631
5.	Bill Strannigan (1955-59)	.600
6.	Wayne Morgan (2004-06)	.585
7.	Maury Kent (1921)	.556
8.	Maury John (1972-74)	.551
9.	Johnny Orr (1981-94)	.522
10.	Louis Menze (1929-47)	.520

ISU Winning Percentage (Conference)

1.	Fred Hoiberg (2011-15)	.557
2.	Larry Eustachy (1999-03)	.525
3.	Tim Floyd (1995-98)	.500
4.	Bill Strannigan (1955-59)	.484
5.	T.J. Otzelberger (2022-Present)	.480
6.	Wayne Morgan (2004-06)	.458
7.	Glen Anderson (1960-71)	.458
8.	Louis Menze (1929-47)	.432
9.	Maury John (1972-74)	.429
10.	Maury Kent (1921)	.429

ISU Wins vs. AP Top 25 Teams

1.	Johnny Orr (1981-94)	24
2.	Fred Hoiberg (2011-15)	23
3.	Steve Prohm (2016-21)	17
4.	Larry Eustachy (1999-03)	12
5.	T.J. Otzelberger (2022-Present)	9
6.	Wayne Morgan (2004-06)	9
7.	Tim Floyd (1995-98)	7
8.	Bill Strannigan (1955-59)	6
9.	Glen Anderson (1960-71)	6
10.	Maury John (1972-74)	3
11.	Greg McDermott (2007-10)	1
12.	Lynn Nance (1977-80)	1
13.	Ken Trickey (1975-76)	1

ISU Wins vs. AP Top 10 Teams

1.	Johnny Orr (1981-94)	12
2.	Fred Hoiberg (2011-15)	7
3.	Steve Prohm (2016-21)	7
4.	Tim Floyd (1995-98)	4
5.	T.J. Otzelberger (2022-Present)	3
6.	Larry Eustachy (1999-03)	3
7.	Bill Strannigan (1955-59)	3
8.	Glen Anderson (1960-71)	3
9.	Wayne Morgan (2004-06)	1
10.	Greg McDermott (2007-10)	1

Overtime Records

Overall: 68-69

Record	Last time...Score	Date
Home: 31-35		
Kansas State	L, 69-75	2-12-22
Road: 27-26		
at Oklahoma St.W.	84-81	1-26-22
Neutral: 10-8		
Villanova	W, 81-79	11-24-22

Single: 59-62

Record	Last time...Score	Date
Home: 28-34		
Kansas State	L, 69-75	2-12-22
Road: 23-20		
at Oklahoma St.W.	84-81	1-26-22
Neutral: 8-8		
Villanova	W, 81-79	11-24-22
NCAA Tournament: 1-1		
vs. UCLA	L, 73-74	3-20-97
vs. Miami (Ohio)	W, 81-79	3-14-86

Double: 7-5

Home: 3-1		
Houston	W, 82-75	1-3-10
Creighton	L, 94-99	1-16-90
Iowa	W, 76-72	1-14-84
Kansas	W, 78-72	1-13-69
Road: 2-4		
at Oklahoma	W, 92-87	1-21-17
at Texas	L, 86-89	2-13-13
at Missouri	L, 75-81	3-5-08
at Oklahoma	L, 75-80	1-22-00
at Wyoming	W, 70-66	12-16-95
at N. Illinois	L, 95-97	1-4-71
Neutral: 2-0		
vs. NSU	W, 81-77	1-22-05
vs. Okla. State	W, 87-84	1-30-69

Triple: 1-1

Road: 1-1		
Nebraska	L, 88-91	2-5-74
Okla. State	W, 98-97	2-3-14

Four: 0-1

Road: 0-1		
at Missouri	L, 109-112	1-13-00

Five: 1-0

Road: 1-0		
at Colorado	W, 83-80	2-27-60

ISU Active Career Leaders

Points	Gabe Kalscheur (1,481)
Points/Game	Jaren Holmes (13.1)
Field Goal Percentage	Osun Osunniyi (59.0)
Field Goals Made	Osun Osunniyi (529)
3-Point Percentage	Aljaž Kunc (34.9)
3-Pointers Made	Gabe Kalscheur (257)
Free Throw Percentage	Aljaž Kunc (76.3)
Free Throws Made	Jaren Holmes (263)
Rebounds	Osun Osunniyi (969)
Rebounds/Game	Osun Osunniyi (7.5)
Assists	Jaren Holmes (271)
Assists/Game	Tamin Lipsey (4.8)
Steals	Gabe Kalscheur (148)
Blocks	Osun Osunniyi (324)

ON THIS DATE

- Iowa State is 7-22 all-time on Jan. 24.
- The Cyclones are 1-5 on Jan. 24 in Big 12 play. The lone victory came in the last time Iowa State played on Jan. 24, a 70-65 win against Kansas State in 2017.
- ISU and Kansas State have only met once on Jan. 24, with that being ISU's victory in 2017.



Category 5 Culture

Gratitude
Enthusiasm
Toughness
Unity
Integrity

When T.J. Otzelberger arrived at Iowa State as head coach, one of his first priorities was creating a culture with a number of core values that define Cyclone basketball. Through that process, #C5C was born.

STAT RANKINGS

Category	NCAA	Big 12
Assist/Turnover Ratio	58th	5th
Assists Per Game	39th	6th
Bench Points Per Game	192nd	4th
Blocks Per Game	186th	7th
Effective Field Goal Percent	146th	8th
Fastbreak Points	323rd	10th
Field Goal Percentage	110th	8th
Field Goal Percentage Def.	41st	2nd
Fouls Per Game	283rd	9th
Free Throw Att. Per Game	312th	9th
Free Throw Percentage	296th	10th
Free Throws Made Per Game	323rd	10th
Rebound Margin	147th	7th
Rebounds (Def.) Per Game	335th	10th
Rebounds (Off.) Per Game	70th	3rd
Rebounds Per Game	260th	9th
Scoring Defense	8th	1st
Scoring Margin	24th	3rd
Scoring Offense	200th	8th
Steals Per Game	10th	1st
3-Point Attempts Per Game	279th	1st
3-Point Percentage	97th	4th
3-Point Percentage Def.	49th	5th
3-Pointers Per Game	248th	9th
Turnover Margin	4th	1st
Turnovers Forced Per Game	5th	1st
Turnovers Per Game	136th	3rd
Winning Percentage	32nd	5th

Category	NCAA	Big 12
Tamin Lipsey		
Assist/Turnover Ratio	53rd	5th
Assists Per Game	54th	4th
Steals Per Game	73rd	5th
Assists	96th	4th
Steals	107th	5th
Gabe Kalscheur		
Steals Per Game	136th	8th
Steals	185th	9th
3-Pointers Per Game	240th	11th
Caleb Grill		
3-Pointers Per Game	174th	9th
Steals Per Game	178th	11th
Osun Osunniyi		
Blocks Per Game	191st	8th
Blocks	213th	9th

MISC. STATS

Largest...

Lead	49 vs. IUPUI (11/7/22)
Margin of Victory	49 vs. IUPUI (11/7/22)
Deficit	29 at Iowa (12/8/22)
Deficit Overcome to Win	11, vs. No. 7 Texas (1/17/23)
Deficit Overcome to Lead	11, vs. No. 7 Texas (1/17/23)
Margin of Defeat	19 at Iowa (12/8/22)
Halftime Lead	23, twice
Halftime Deficit	20 at Iowa (12/8/22)
Iowa State Run	21 vs. IUPUI (11/7/22)
Opponent Run	20 at Oklahoma (1/4/23)

Most...

Points in a Half	45, twice	53 vs. West Virginia (2/23/22)
Opp. Points in a Half	40 at Iowa (12/8/22)	47 at Oklahoma (1/8/22)
Points Off Turnovers	36 vs. McNeese (12/11/22)	36 vs. McNeese (12/11/22)
2nd Chance Points	22 vs. Texas Tech (1/10/23)	22 vs. Texas Tech (1/10/23)
Points in the Paint	50 vs. IUPUI (11/7/22)	50 vs. IUPUI (11/7/22)
Fastbreak Points	14 vs. #1 North Carolina (11/25/22)	20 vs. Memphis (11/26/21)

Under Otz

49 vs. IUPUI (11/7/22)
49 vs. IUPUI (11/7/22)
33 vs. Texas Tech (3/10/22)
12 vs. West Virginia (2/23/22)
25 at Baylor (3/5/22)
31 vs. Texas Tech (3/10/22)
24 vs. Grambling (11/21/21)
20 at Iowa (12/8/22)
21 vs. IUPUI (11/7/22)
22 at Baylor (3/5/22)

SHOT PERCENT PER HALF

Highest

2022-23	Under Otz
Iowa State 65.2% 2nd vs. Western Michigan (12/18/22)	76.9% 2nd vs. Southeastern (12/19/21)
Opponent 61.1% 2nd at Oklahoma State (1/21/23)	81.8% 2nd at Oklahoma (1/8/22)

Lowest

Iowa State 31.3% 1st at No. 2 Kansas (1/14/23)	15.8% 2nd vs. Texas Tech (1/5/22)
Opponent 24.0% 2nd vs. N.C. A&T (11/13/22)	23.1% 2nd vs. Wisconsin (3/20/22)

DOUBLE FIGURE SCORERS

Number	W-L	Under Otz
0 Players	0-0	0-1
1 Player	0-0	0-1
2 Players	0-1	10-5
3 Players	8-3	16-10
4 Players	4-0	6-0
5 Players	2-0	4-0

BENCH SCORING

Team	Points	PPG	Pct.
Iowa State	319	17.7	25.1
Opponent	288	16.0	27.3

Season High - 38 vs. Western Michigan (12/18/22)

High Under Otz - 50 vs. Grambling (11/21/21)

Season Low - 3 at Oklahoma (1/4/23)

Low Under Otz - 3, twice

CYCLONE FACTS

4

Iowa State returns four players from last season's roster.

13

Iowa State's transfer class of Tre King, Jaren Holmes, Osun Osunniyi, Hason Ward and Jeremiah Williams ranked 13th in the country according to 247Sports.

26

26 times Iowa State has had a player named to an All-America team, including seven times in the last 10 seasons.

511

The Cyclones have made at least one three-point field goal in 511 consecutive games, a streak dating back to the 2007-08 season opener against Winston-Salem State.

SITUATIONAL RECORDS

	2022-23	Under Otz	Streak
Against Non-conference opponents	9-2	24-3	W2
Against Big 12 opponents	5-2	12-14	L1
At Home:	10-0	24-5	W10
On Road:	2-3	6-9	L2
At Neutral Sites:	2-1	6-3	L1
Leading at half	11-1	28-4	L1
Trailing at half	1-3	5-13	L3
Tied at half	2-0	3-0	W3
Outrebound opponent	8-2	21-4	L1
Tied or Outrebounded	6-2	15-13	W4
Make more free throws	5-0	12-3	W5
Make same or fewer free throws	9-4	24-14	L2
Make 15 or more FTs	4-0	12-1	W6
Make Less Than 15 FTs	10-4	24-15	L2
Shooting 50 percent or better	5-0	12-1	W9
Shooting less than 50 percent	9-4	24-16	L1
Better FG% than opponent	10-0	27-1	W11
Worse FG% than opponent	4-4	9-16	L1
Makes 10 or more 3-pointers	3-0	11-0	W11
Makes Less Than 10 3-pointers	11-4	25-17	L1
Commit same or more turnovers	0-1	4-6	L3
Commits less turnovers	14-3	32-11	L1
More bench points	10-3	25-8	L2
Same or fewer bench points	4-1	11-9	W3
Score 59 points or less	0-3	5-8	L4
Score 60-69 points	4-1	8-8	L1
Score 70-79 points	6-0	13-1	W9
Score 80-89 points	4-0	10-0	W16
Score 90-99 points	0-0	0-0	W11
Score more than 100 points	0-0	0-0	W12
Allow 59 points or less	7-0	21-2	W9
Allow 60-69 points	6-2	8-4	L1
Allow 70-79 points	1-2	5-11	L2
Allow 80-89 points	0-0	2-0	W2
Allow 90-99 points	0-0	0-0	L11
Allowing more than 100 points	0-0	0-0	L16
Reach 40 points first	14-2	33-4	L1
Opponent reach 40 points first	0-2	3-13	L6
Decided by 5 points or less	4-2	11-4	L2
Decided by 6-10 points	0-0	5-3	L3
Decided by 11 points or more	10-2	20-10	W5
Leading with 5:00 left	13-2	33-3	L1
Trailing with 5:00 left	1-2	2-13	L2
Tied with 5:00 left	0-0	1-1	L1
Leading with 1:00 left	13-0	33-0	W34
Trailing with 1:00 left	0-4	2-16	L8
Tied with 1:00 left	1-0	1-1	W1
In November	6-1	12-1	W1
In December	4-1	10-1	W3
In January	4-2	8-7	L1
In February	0-0	4-4	W4
In March	0-0	2-4	L1
In April	0-0	0-0	-
In overtime	1-0	2-1	W1
In double overtime	0-0	0-0	W1
As AP Top-25 team	7-3	17-10	L1
Vs. AP Top-25 team	4-2	9-9	W1
Vs. AP Top-15 team	3-1	5-6	W1
Vs. AP Top 10 team	2-1	3-5	W1
On Big 12 Now on ESPN+	8-2	19-5	L1
On ESPN	1-1	1-2	L1
On ESPN2	3-0	5-3	W3
On ESPNU	2-0	8-4	W5
On Longhorn Network	0-0	0-1	L1
On FS1	0-1	1-1	L1
On TBS	0-0	1-1	L1
On TNT	0-0	1-0	W1
White Jersey	7-0	15-4	W7
Cardinal Jersey	3-2	12-7	L1
Gold Jersey	3-1	7-5	L1
Black Jersey	1-1	1-1	W1
Anthracite Jersey	0-0	1-0	W1

THE LAST TIME

Iowa State had...

100 points	104 vs. Alabama (11-28-19)
FG% 60% or better	63.3 (31-49) vs. Western Michigan (12-18-22)
FG% 30% or less	28.3 (15-53) vs. Oklahoma State (3-2-22)
Made 10 3-pointers	12 vs. Texas Tech (1-10-23)
Attempted 40 FTs	41 vs. Drake (12-15-09)
Attempted Fewer Than 5 FTs	4 vs. Miami (3-25-22)
Had 50 rebounds	50 vs. Iowa (12-9-21)
Had 60 rebounds	63 vs. The Citadel (11-20-16)
Had 30 assists	32 vs. Mississippi Valley State (11-5-19)
Had 10 steals	11 vs. Western Michigan (12-18-22)
Had 10 blocks	10 vs. Memphis (11-26-21)
Five Players With 10+ pts	5 at No. 17 TCU (1-7-23)
<i>(Lipsey, Holmes, Kalscheur, T. King, Jones)</i>	
Six Players With 10+ pts	7 vs. Miss. Valley State (11-5-19)
<i>(Conditt, Griffin, Haliburton, Jacobson, Jackson, Nixon, Young)</i>	
Two Players with 20 pts	2 vs. No. 1 North Carolina (11-25-22)
<i>(Grill, 31; Holmes, 22)</i>	
Three Players with 20 pts	3 vs. Oklahoma State (1-21-20)
<i>(Young, 27; Bolton, 21; Haliburton, 20)</i>	
Two Players with 5+ 3-Pointers	2 vs. No. 12 Baylor (12-31-22)
<i>(Grill 5, Kalscheur 5)</i>	
2 double-doubles	2 vs. Chicago State (12-21-21)
<i>(Brockington, Enaruna)</i>	
3 double-doubles	3 vs. Buffalo (12-7-15)
<i>(McKay, Morris, Niang)</i>	

A Cyclone had...

30 points	31, Caleb Grill vs. No. 1 North Carolina (11-25-22)
40 points	48, Melvin Ejim vs. TCU (2-8-14)
5 3-pointers	5, Gabe Kalscheur vs. Texas Tech (1-10-23)
10 rebounds	10, Robert Jones at Iowa (12-8-22)
15 rebounds	16, Mike Jacobson vs. Kansas St. (3-15-19)
20 rebounds	20, Jared Homan vs. No. Carolina (3-20-05)
10 assists	10, Tyrese Hunter vs. Baylor (3-5-22)
5 steals	5, Caleb Grill vs. St. John's (12-4-22)
5 blocks	5, George Conditt vs. Seton Hall (12-8-19)
Double-Double	Robert Jones at Iowa (12-8-22)
Triple-Double	Tyrese Haliburton vs. TCU (1-4-20)

An Opposing Team had...

100 points	105 by Iowa (12-11-20)
FG% 60% or better	61.7 (29-47) by Oklahoma (1-8-22)
FG% 30% or less	25.6 by N.C. A&T (11-13-22)
Made 10 3-pointers	13 by Western Michigan (12-18-22)
Made 0 3-pointers	Southern Miss (11-19-19)
Had 50 rebounds	51 by TCU (2-9-21)
Had 30 assists	31 by Texas A&M (1-16-99)
Six Players With 10+ pts	6 by Oklahoma (2-12-20)

An Opposing Player had...

30 points	32, Nijel Pack, Kansas State (2-26-22)
40 points	40, Devin Smith, Virginia (12-6-04)
5 3-pointers	5, Gradey Dick, No. 2 Kansas (1-14-23)
10 rebounds	11, Jalen Wilson, No. 2 Kansas (1-14-23)
15 rebounds	15, Mark Vital, Baylor (2-23-21)
20 rebounds	21, Stacey King, Oklahoma (1-30-88)
10 assists	13, Xavier Simpson, Michigan (11-27-19)
5 steals	5, De'Vion Harmon, Texas Tech (1-10-23)
5 blocks	6, Kevin Samuel, TCU (1-4-20)

SPECIALTY STATS

Dunks (at ISU)

Player	2022-23	Career
Osunniyi	23	23
Ward	15	15
T. King	5	5
Watson	4	4
Jones	3	12
Grill	2	11
Holmes	2	2
Kalscheur	1	1
Kunc	1	1
Lipsey	1	1

Charges Taken (at ISU)

Player	2022-23	Career
Kalscheur	10	37
Jones	8	8
Osunniyi	7	7
Kunc	6	25
Lipsey	5	5
Holmes	5	5
Grill	4	7
Hawley	2	2
Watson	1	1
T. King	1	1

First Points of a Game (at ISU)

Player	2022-23	Career
Osunniyi	8	8
Grill	4	4
Kalscheur	3	10
Lipsey	2	2
Kunc	1	3

First Sub of a Game (at ISU)

Player	2022-23	Career
Jones	18	31
T. King	8	8
Kalscheur	6	7
Watson	5	5
Ward	1	1
Kunc	0	19
Grill	0	17

20-plus Points in a Game (At ISU)

Player	2022-23	Career
Kalscheur	4	7
Holmes	3	3
Grill	2	3
Kunc	1	2

30-plus Points in a Game (At ISU)

Player	2022-23	Career
Grill	1	1
Kalscheur	0	1

10-plus Rebounds in a Game (At ISU)

Player	2022-23	Career
Kunc	1	1
Watson	1	1
Grill	1	1
Jones	1	1

10-plus Assists in a Game (At ISU)

Player	2022-23	Career
-	-	-

LED IOWA STATE IN...

Player	Points		Rebounds		Assists	
	'22-23	Career	'22-23	Career	'22-23	Career
Grill	4	8	5	8	-	1
Hawley	-	-	-	-	-	-
Holmes	4	4	-	-	5	5
Jones	-	-	2	4	2	4
Kalscheur	6	13	1	4	2	6
E. King	-	-	-	-	-	-
T. King	-	-	1	1	-	-
Kunc	2	4	6	13	3	3
Lipsey	-	-	-	-	11	11
Osunniyi	2	2	3	3	-	-
Ward	-	-	1	1	-	-
Watson	-	-	2	2	-	-
Williams	-	-	-	-	-	-

RECORD BY STARTERS

Starters

Kunc, Osunniyi, Lipsey, Holmes, Grill
 Grill, Osunniyi, Lipsey, Holmes, Kalscheur
 Kunc, Osunniyi, Lipsey, Holmes, Kalscheur

W-L

8-2
 5-2
 1-0

WINNING STREAKS

All Opponents

Total: Lost 1 Home: Won 10
 Road: Lost 2 Neutral: Lost 1

Big 12 Opponents

Total: Lost 1 Home: Won 3
 Road: Lost 2 Neutral: Lost 3

Non-Conference Opponents

Total: Won 2 Home: Won 18
 Road: Lost 1 Neutral: Lost 1

A.P. Top-25 Ranked Opponents

Total: Won 1 Home: Won 2
 Road: Lost 1 Neutral: Lost 1

Last Win Over Ranked Team

Home - #7 Texas (78-67), 1/17/23
 Road - #17 TCU (69-67), 1/7/23
 Neutral - #1 North Carolina (70-65), 11/25/22

Homecourt Win Streaks

39 2/16/99 - 11/30/01 (four seasons)
 22 1/18/12 - 2/25/13 (two seasons)
 22 2/16/85 - 12/22/86 (three seasons)
 21 3/4/92 - 12/21/93 (three seasons)
 21 1/25/14 - 2/25/15 (two seasons)

Current streak - 10 (11/7/22-present)

Conference Home Win Streaks

18 2/16/99 - 1/9/02 (four seasons)
 14 1/18/12 - 2/5/13 (two seasons)
 14 1/25/14 - 2/25/15 (two seasons)
 12 2/16/85 - 1/20/87 (three seasons)

Current streak- 3 (12/31/22-present)

Non-Conference Home Win Streaks

41 1/2/91 - 12/9/95 (six seasons)
 37 12/6/11 - 12/1/16 (six seasons)
 28 11/23/98 - 12/1/01 (four seasons)
 21 11/28/03 - 11/26/05 (three seasons)

Current streak- 18 (12/20/20-Present)

MOST 3-POINTERS, GAME

1.	18	Kansas	2/4/17
2.	17	Kansas	2/25/13
3.	16	Oklahoma	2/6/21
	16	No. Colorado	11/22/11
4.	15	Alabama	11/28/19
	15	Oklahoma State	2/28/17
	15	Omaha	12/5/16
	15	UNC-Wilmington	11/10/13
	15	Oklahoma	2/4/12
	15	UW-Milwaukee	11/16/08
9.	14	Pur.-Fort Wayne	12/22/19
	14	Kansas State	2/16/19
	14	San Diego State	11/21/18
	14	Northern Illinois	12/4/17
	14	Drake	12/17/16
	14	Chattanooga	11/23/15
	14	Oklahoma	2/9/15
	14	Kansas	1/9/13
	14	TCU	2/16/13
	14	West Virginia	3/9/13
	14	Rice	11/26/11
	14	Kansas	2/12/11
	14	Baylor	1/15/11
	14	Drake	11/17/19

DOUBLE-DOUBLES

Aljaž Kunc (1)

vs. N.C. A&T 17 points, 10 rebounds

Robert Jones (1)

at Iowa 11 points, 10 rebounds



TRE KING

@atgtreking @atg.treking

Senior, Forward, 6-7, 230
Lexington, Ky. (Georgetown/
Eastern Kentucky/Hargrave Military Academy)



SEASON HIGHS

Points:	12 at No. 17 TCU (1/7/23)
FG:	5, three times
FGA:	10, twice
3FG:	1, twice
3FGA:	2, twice
FT:	3 vs. No. 7 Texas (1/17/23)
FTA:	4 vs. No. 7 Texas (1/17/23)
Off. Reb:	3 vs. No. 7 Texas (1/17/23)
Def. Reb:	6 at Oklahoma State (1/21/23)
Reb:	8 at Oklahoma State (1/21/23)
Assists:	-
Blocks:	1 at Oklahoma (1/4/23)
Steals:	4 at Oklahoma State (1/21/23)
Minutes:	29:02 at Oklahoma State (1/21/23)

CAREER HIGHS

Points:	29 vs. Tennessee Tech (1/9/21)
FG:	13 vs. Tennessee Tech (1/9/21)
FGA:	23 vs. Tennessee Tech (1/9/21)
3FG:	3 at Eastern Illinois (1/16/21)
3FGA:	5 vs. Murray State (2/6/21)
FT:	9 at Austin Peay (2/15/20)
FTA:	10 at SIUE (2/8/21)
Off. Reb:	8 vs. Murray State (2/16/19)
Def. Reb:	9, twice
Reb:	13 at Xavier (11/30/20)
Assists:	5 vs. Brescia (12/29/18)
Blocks:	4 vs. Jacksonville State (1/7/21)
Steals:	7 vs. Morehead State (12/7/20)
Minutes:	40 at Xavier (11/30/20)

PERSONAL BENCHMARKS

	Season	Career
Games	8	100 (8*)
Starts	-	77 (0*)
Double-Figure Points	3	50 (3*)
20+ Points	-	9 (0*)
Double-Figure Rebounds	-	9 (0*)
Double-Doubles	-	8 (0*)
3+ Blocks	-	5 (0*)
*at ISU		

2022-23 PLAYER TRENDS

Team Record w/10+ Points	2-1
Team Record w/20+ Points	-
Team Record w/10+ Rebounds	-
Team Record w/a block	1-0
Team Record w/multiple blocks	-

UPCOMING MILESTONES

■ -

BEST PERFORMANCES

- **vs. Western Michigan:** Scored 11 points off the bench in his Iowa State debut.
- **vs. Tennessee Tech:** While at Eastern Kentucky, tallied a career-high 29 points, while grabbing nine rebounds, in 2021.
- **at Xavier:** Turned in his second double-double in the first three games of 2020-21 for Eastern Kentucky with 25 points and 13 points.
- **vs. Jacksonville State:** While at Eastern Kentucky, tallied a career-high four blocks and added 16 points and 10 rebounds in 2021.

KING QUICK HITS

- Transferred to Iowa State in December 2021 and sat out the remainder of the season due to NCAA transfer rules. His first game at Iowa State was Dec. 18, 2022 against Western Michigan, where he scored 11 points off the bench.
- A two-time All-Ohio Valley selection during his sophomore and junior seasons at Eastern Kentucky.
- Was a team captain at Hargrave Academy, where he led the Tigers to a 33-4 record, a No. 4 national ranking and an appearance in the National Prep Championship Elite Eight in 2018.

CAREER STATISTICS

KING, Tre

SEASON	TEAM	GP-GS	MIN/AVG	Field Goals	FG-FGA	FG%	3FG-3FGA	3FG%	F-Throws	FT-FTA	FT%	OFF	DEF	TOT	AVG	PF-FO	A	TO	BLK	STL	PTS	AVG
2018-19	EKU	31-18	574/18.5	67-145	.462		4-18	.222	47-69	.681		55	82	137	4.4	92-3	25	38	17	25	185	6.0
2019-20	EKU	33-32	807/24.5	146-283	.516		3-23	.130	77-99	.778		63	106	169	5.1	125-9	21	52	25	41	372	11.3
2020-21	EKU	28-27	777/27.7	170-346	.491		19-56	.339	57-84	.679		57	117	174	6.2	97-8	27	56	34	41	416	14.9
2022-23	IowaSt	8-0	142/17.7	19-38	.500		2-6	.333	7-10	.700		11	21	32	4.0	24-1	0	6	1	10	47	5.9
TOTAL FOR IowaSt		8-0	142/17.7	19-38	.500		2-6	.333	7-10	.700		11	21	32	4.0	24-1	0	6	1	10	47	5.9
TOTAL		100-77	2299/23.0	402-812	.495		28-103	.272	188-262	.718		186	326	512	5.1	338-21	73	152	77	117	1020	10.2

CAREER STATISTICS VS. KANSAS STATE

#0 Tre King - 4.0 ppg, 1.0 rpg, 1.0 apg -- at Eastern Kentucky

Date	MP	FG-Att	Pct	3Pt-Att	Pct	FT-Att	Pct	PF	Off	Def	Tot	A	TO	BS	S	TP
11/16/18	10	2-3	.667	0-1	.000	0-0	.000	1	0	1	1	1	0	0	0	4
TOTALS	10	2-3	.667	0-1	.000	0-0	.000	1	0	1	1	1	0	0	0	4



ELI KING

@king_eli02



Freshman, Guard, 6-3, 190
Caledonia, Minn. (Caledonia HS)

CAREER HIGHS

Points:	5 vs. McNeese (12/11/22)
FG:	1, twice
FGA:	2 vs. Texas Tech (1/10/23)
3FG:	1 vs. McNeese (12/11/22)
3FGA:	1, twice
FT:	2, twice
FTA:	2, twice
Off. Reb:	-
Def. Reb:	1, twice
Reb:	1, twice
Assists:	2 vs. IUPUI (11/7/22)
Blocks:	-
Steals:	-
Minutes:	3:44 vs. IUPUI (11/7/22)

PERSONAL BENCHMARKS

	Season	Career
Games	5	5
Starts	-	-
Double-Figure Points	-	-
20+ Points	-	-
Double-Figure Rebounds	-	-
4+ 3-Pointers Made	-	-
5+ Assists	-	-
Consecutive Games Started	-	-
Consecutive Games w/10+ points	-	-
Consecutive Games w/20+ points	-	-
Consecutive Games with a 3-pointer	-	-
Consecutive Free Throws Made	-	4

2022-23 PLAYER TRENDS

Team Record w/10+ Points	-
Team Record w/20+ Points	-
Team Record w/10+ Rebounds	-

UPCOMING MILESTONES

-

BEST PERFORMANCES

- **vs. McNeese:** Scored a career-high five points, hitting his first career 3-pointer and a pair of free throws.
- **vs. IUPUI:** Had two assists and two points in his Cyclone debut.

KING QUICK HITS

- The 15th-ranked recruit in Iowa State history according to 247 Sports.
- Finalist for Minnesota's Mr. Basketball last season.
- Led Caledonia to a third-place finish at the Minnesota State Tournament last season, finishing with 35 points, 14 rebounds, four assists and eight steals in the third-place game.
- Averaged 19.9 points, 9.7 rebounds, 4.4 assists and 4.2 steals, as he led Caledonia to a 29-2 record last season.
- Scored 1,656 points in his high school career (missed junior season with injury), which ranks third in Caledonia history behind his two older brothers.

CAREER STATISTICS

KING, Eli

		Field Goals		3-Point		F-Throws		Rebounds				Scoring			
SEASON	TEAM	GP-GS	MIN/AVG	FG-FGA	FG%	3FG-3FGA	3FG%	FT-FTA	FT%	OFF	DEF	TOT	AVG	PF-FO	A TO BLK STL PTS AVG
2022-23	IowaSt	5-0	17/3.5	2-4	.500	1-2	.500	4-4	1.000	0	2	2	0.4	3-0	2 1 0 0 9 1.8
TOTAL		5-0	17/3.5	2-4	.500	1-2	.500	4-4	1.000	0	2	2	0.4	3-0	2 1 0 0 9 1.8

CAREER STATISTICS VS. KANSAS STATE

No Games Played



PERSONAL BENCHMARKS

	Season	Career
Games	17	108 (81*)
Starts	17	46 (19*)
Double-Figure Points	8	28 (17*)
20+ Points	2	4 (3*)
Double-Figure Rebounds	1	1 (1*)
4+ 3-Pointers Made	5	15 (11*)
5+ Assists	-	4 (3*)
*at ISU		
Consecutive Games Started	8	
Consecutive Games w/10+ points	-	
Consecutive Games w/20+ points	-	
Consecutive Games with a 3-pointer	-	
Consecutive Free Throws Made	8	

2022-23 PLAYER TRENDS

Team Record w/10+ Points	8-0
Team Record w/20+ Points	2-0
Team Record w/30+ Points	1-0
Team Record w/multiple 3-pointers made	7-0

UPCOMING MILESTONES

- Two Rebounds from 300 in his career.
- Six Assists from 100 at ISU.
- Nine Field Goals from 250 in his career.

BEST PERFORMANCES

- **at Oklahoma:** Was 5-of-9 from 3-point range for the second-straight game, tallying a game-high 20 points.
- **vs. No. 12 Baylor:** Went 5-of-9 from 3-point range with 18 points against the Bears.
- **vs. St. John's:** Grabbed a career-high 10 rebounds in a win over the Red Storm.
- **vs. No. 1 North Carolina:** Scored a career-high 31 points on 7-of-11 3-point shooting in the PKI Semifinals.
- **vs. Alabama:** While playing for UNLV, scored a then career-high 27 points while making 7-of-12 threes against the nationally-ranked Crimson Tide.

SEASON HIGHS

Points:	31 vs. No. 1 North Carolina (11/26/22)
FG:	11 vs. No. 1 North Carolina (11/26/22)
FGA:	15 vs. No. 1 North Carolina (11/26/22)
3FG:	7 vs. No. 1 North Carolina (11/26/22)
3FGA:	11 vs. No. 1 North Carolina (11/26/22)
FT:	6 vs. No. 7 Texas (1/17/23)
FTA:	6 vs. No. 7 Texas (1/17/23)
Off. Reb:	1, nine times
Def. Reb:	9 vs. St. John's (12/4/22)
Reb:	10 vs. St. John's (12/4/22)
Assists:	4, twice
Blocks:	1 vs. No. 1 North Carolina (11/26/22)
Steals:	5 vs. St. John's (12/4/22)
Minutes:	38:13 vs. Villanova (11/24/22)

CAREER HIGHS

Points:	31 vs. No. 1 North Carolina (11/26/22)
FG:	11 vs. No. 1 North Carolina (11/26/22)
FGA:	17 vs. Alabama (12/1/20)
3FG:	7, twice
3FGA:	12 vs. Alabama, 12/1/20
FT:	6 vs. No. 7 Texas (1/17/23)
FTA:	6 vs. No. 7 Texas (1/17/23)
Off. Reb:	2, three times
Def. Reb:	9 vs. St. John's (12/4/22)
Reb:	10 vs. St. John's (12/4/22)
Assists:	7 at San Jose State (2/21/21)
Blocks:	2 vs. Kansas State (2/12/22)
Steals:	5 vs. St. John's (12/4/22)
Minutes:	39, twice

GRILL QUICK HITS

- Academic All-Big 12 second team.
- Terrific prep athlete, starring in football, track and field and baseball in addition to basketball ... won the Class 5A state title with a high jump of 6-8.
- Originally signed with T.J. Otzelberger and South Dakota State out of high school ... re-opened his recruitment after Otzelberger took the UNLV job and ultimately signed with the Cyclones and played the 2019-20 season at ISU ... transferred to UNLV for the 2020-21 season and then followed Otzelberger back to Ames in 2021.
- One of three Division 1 players at the Power-6 level to transfer back to original school after spending time between at another school ... overall six D1 players transferred back to their original schools.
- The Wichita, Kansas, native tied for the team lead with 27 starts at UNLV and was fourth on the team averaging 9.1 ppg ... he was second on the team with 55 made 3-pointers.
- Son of Chris and Lena ... Chris coached him in high school.

CAREER STATISTICS

GRILL, Caleb

SEASON	TEAM	GP-GS	MIN/AVG	Field Goals		3-Point		F-Throws		Rebounds				Scoring			
				FG-FGA	FG%	3FG-3FGA	3FG%	FT-FTA	FT%	OFF	DEF	TOT	AVG	PP-FO	A	TO	BLK
2019-20	IowaSt	29-2	399/13.7	22-70	.314	13-52	.250	4-7	.571	8	40	48	1.7	35-0	17	16	2
2020-21	UNLV	27-27	898/33.3	86-217	.396	55-161	.342	20-31	.645	7	80	87	3.2	55-1	61	37	3
2021-22	IowaSt	35-0	844/24.1	79-202	.391	57-164	.348	10-16	.625	14	76	90	2.6	71-1	53	21	6
2022-23	IowaSt	17-17	550/32.4	54-130	.415	38-101	.376	29-36	.806	9	64	73	4.3	30-0	24	27	1
TOTAL FOR IowaSt		81-19	1793/22.1	155-402	.386	108-317	.341	43-59	.729	31	180	211	2.6	136-1	94	64	9
TOTAL		108-46	2691/24.9	241-619	.389	163-478	.341	63-90	.700	38	260	298	2.8	191-2	155	101	12

CAREER STATISTICS VS. KANSAS STATE

#2 Caleb Grill - 7.4 ppg, 4.2 rpg, 0.8 apg – 3rd Game at UNLV; All others at Iowa State

Date	MP	FG-Att	Pct	3Pt-Att	Pct	FT-Att	Pct	PF	Off	Def	Tot	A	TO	BS	S	TP
2/8/20	3	0-1	.000	0-1	.000	0-0	.000	0	0	0	0	0	0	0	0	0
3/7/20	38	2-8	.250	1-7	.143	0-0	.000	2	1	2	3	0	2	0	1	5
12/5/20	29	5-8	.625	2-5	.400	0-0	.000	3	0	4	4	2	0	0	2	12
2/12/22	32	1-12	.083	0-9	.000	0-0	.000	2	0	8	8	1	0	2	0	2
2/26/22	31	6-10	.600	6-10	.600	0-0	.000	2	1	5	6	1	2	0	1	18
TOTALS	133	14-39	.359	9-32	.281	0-0	.000	11	2	19	21	4	4	2	4	37




TAMIN LIPSEY

@TaminLipsey

@Tamin_Lipsey

Freshman, Guard, 6-1, 200
Ames, Iowa (Ames HS)



PERSONAL BENCHMARKS

	Season	Career
Games	18	18
Starts	18	18
Double-Figure Points	5	5
20+ Points	-	-
Double-Figure Rebounds	-	-
4+ 3-Pointers Made	-	-
5+ Assists	9	9
Consecutive Games Started		18
Consecutive Games w/10+ points		-
Consecutive Games w/20+ points		-
Consecutive Games with a 3-pointer		-
Consecutive Free Throws Made		2

2022-23 PLAYER TRENDS

Team Record w/10+ Points	3-2
Team Record w/5+ Assists	7-2
Team Record w/10+ Rebounds	-

UPCOMING MILESTONES

- Five Minutes from 500 this season.
- 14 Assists from 100 this season.

BEST PERFORMANCES

- **vs. Texas Tech:** For the third time this season, Lipsey tied a career-high with eight assists, while adding nine points, in a victory over the Red Raiders.
- **vs. No. 12 Baylor:** Tied a career-high with eight assists in a win over the Bears.
- **vs. McNeese:** Dished out a career-high eight assists.
- **at Iowa:** Tallied 11 points and five assists against the Hawkeyes.
- **vs. North Carolina A&T:** Scored a then career-high 10 points on 4-of-6 shooting, while also dishing out three assists.
- **vs. IUPUI:** In his first career start, Lipsey had five assists and no turnovers to go along with a pair of steals.

CAREER HIGHS

Points:	12 vs. No. 20 UConn (11/27/22)
FG:	6 vs. No. 20 UConn (11/27/22)
FGA:	9, twice
3FG:	1, three times
3FGA:	3 vs. Milwaukee (11/20/22)
FT:	4, twice
FTA:	4, twice
Off. Reb:	3 at Iowa (12/8/22)
Def. Reb:	4, twice
Reb:	5, twice
Assists:	8, three times
Blocks:	1, twice
Steals:	4 vs. North Dakota (11/30/22)
Minutes:	34:59 vs. Milwaukee (11/20/22)

LIPSEY QUICK HITS

- Becomes the 15th player in Iowa State men's basketball history to be on the roster from Ames.
- He is the first Ames High School player to be signed to a scholarship at Iowa State out of high school since Ross Marsden in 2005.
- Named Iowa Mr. Basketball by the Iowa Print Sportswriters Association and the Gatorade Player of the Year during his senior year.
- Tallied a triple-double with 11 points, 11 rebounds and 10 assists in the 2022 Iowa State championship game, as the Little Cyclones beat Johnston.
- Averaged 16.3 points, 5.3 assists, 4.2 rebounds and 2.2 steals per game in his high school career.
- Won a gold medal with USA Basketball at the 2019 FIBA Americas U16 Championship. He averaged 6.0 points, 2.8 rebounds, 3.7 assists and 1.7 steals as the United States went 6-0 to win the gold medal in Brazil.
- Mom played volleyball, while dad played football at Southwest Minnesota State. Both his parents currently work at Iowa State.

CAREER STATISTICS

LIPSEY, Tamin

		Field Goals				3-Point		F-Throws		Rebounds								Scoring		
SEASON	TEAM	GP-GS	MIN/AVG	FG-FGA	FG%	3FG-3FGA	3FG%	FT-FTA	FT%	OFF	DEF	TOT	AVG	PF-FO	A	TO	BLK	STL	PTS	AVG
2022-23	IowaSt	18-18	495/27.5	51-97	.526	3-12	.250	16-20	.800	16	36	52	2.9	41-0	86	37	2	34	121	6.7
TOTAL		18-18	495/27.5	51-97	.526	3-12	.250	16-20	.800	16	36	52	2.9	41-0	86	37	2	34	121	6.7

CAREER STATISTICS VS. KANSAS STATE

No Games Played



CAREER HIGHS

Points:	7 vs. IUPUI (11/7/22)
FG:	3 vs. IUPUI (11/7/22)
FGA:	5, twice
3FG:	2 at No. 2 Kansas (1/14/23)
3FGA:	3 vs. North Dakota (11/30/22)
FT:	1, three times
FTA:	2, four times
Off. Reb:	4 vs. North Dakota (11/30/22)
Def. Reb:	6 vs. North Dakota (11/30/22)
Reb:	10 vs. North Dakota (11/30/22)
Assists:	2, twice
Blocks:	2, twice
Steals:	2 at No. 2 Kansas (1/14/23)
Minutes:	21:28 vs. North Dakota (11/30/22)

PERSONAL BENCHMARKS

	Season	Career
Games	18	18
Starts	-	-
Double-Figure Points	-	-
20+ Points	-	-
Double-Figure Rebounds	1	1
4+ 3-Pointers Made	-	-
5+ Assists	-	-
Consecutive Games Started	-	-
Consecutive Games w/10+ points	-	-
Consecutive Games w/20+ points	-	-
Consecutive Free Throws Made	-	-

2022-23 PLAYER TRENDS

Team Record w/10+ Points	-
Team Record w/20+ Points	-
Team Record w/10+ Rebounds	1-0

UPCOMING MILESTONES

-

BEST PERFORMANCES

- vs. North Dakota:** Had a career-high 10 rebounds, including six defensive, in a victory over the Fighting Hawks.
- vs. Milwaukee:** Grabbed a then career-high eight rebounds, including five on the defensive glass.
- vs. IUPUI:** Was 3-of-5 from the field, finishing with seven points and two rebounds in his Cyclone debut.

WATSON QUICK HITS

- Helped Totino-Grace to its first Minnesota AAA State Championship, beating De La Salle, 50-44, in the title game, where Watson had three blocked shots.
- Averaged 14.1 points, 6.9 rebounds and 4.1 blocked shots as a senior.
- Played in the Minnesota High School All-Star Game as a senior, where he teamed with future teammate Eli King.
- One of 10 finalists for the Minnesota Mr. Basketball award.
- Ranked as the 14th best recruit in Iowa State history by 247 Sports.

CAREER STATISTICS

WATSON, Demarion

		Field Goals		3-Point		F-Throws		Rebounds				Scoring			
SEASON	TEAM	GP-GS	MIN/AVG	FG-FGA	FG%	3FG-3FGA	3FG%	FT-FTA	FT%	OFF	DEF	TOT	AVG	PF-FO	A TO BLK STL PTS AVG
2022-23	IowaSt	18-0	211/11.7	14-38	.368	4-15	.267	3-9	.333	20	33	53	2.9	19-0	7 8 8 6 35 1.9
TOTAL		18-0	211/11.7	14-38	.368	4-15	.267	3-9	.333	20	33	53	2.9	19-0	7 8 8 6 35 1.9

CAREER STATISTICS VS. KANSAS STATE

No Games Played



PERSONAL BENCHMARKS

	Season	Career
Games	11	129 (46*)
Starts	11	46 (20*)
Double-Figure Points	4	24 (12*)
20+ points	1	2 (2*)
Double-Figure Rebounds	1	2 (1*)
5+ Assists	1	1 (1*)
4+ 3-Pointers Made	-	2 (2*)
Double-Doubles	1	1 (1*)
*at ISU		
Consecutive Games Started	-	
Consecutive Games w/10+ points	-	
Consecutive Games w/20+ points	-	
Consecutive Games with a 3-pointer	-	
Consecutive Free Throws Made	5	

2022-23 PLAYER TRENDS

Team Record w/10+ Points	4-0
Team Record w/20+ Points	1-0
Team Record When Makes 3-Pointer	7-2
Team Record w/10+ Rebounds	1-0

UPCOMING MILESTONES

- Two Minutes from 1,100 at ISU.
- Three Assists from 100 in his career.
- Seven Field Goals from 100 at ISU.

BEST PERFORMANCES

- **vs. McNeese:** Tied his career-high with 21 points while also grabbing eight rebounds.
- **vs. North Carolina A&T:** Tallied his first career double-double with 17 points and 10 rebounds, while dropping four assists.
- **vs. K-State:** Hit 5-of-9 3-pointers and scored 19 points against the Wildcats.
- **vs. Grambling State:** Connected on all seven field goal attempts, including all five 3-pointers, to finish with a career-high 21 points...also had a career-best three assists and pulled down seven boards.

SEASON HIGHS

Points:	21 vs. McNeese (12/11/22)
FG:	8 vs. McNeese (12/11/22)
FGA:	12 vs. McNeese (12/11/22)
3FG:	3 vs. McNeese (12/11/22)
3FGA:	8 vs. Milwaukee (11/20/22)
FT:	5 vs. St. John's (12/4/22)
FTA:	8 vs. St. John's (12/4/22)
Off. Reb:	5 vs. North Carolina A&T (11/13/22)
Def. Reb:	7, twice
Reb:	10 vs. North Carolina A&T (11/13/22)
Assists:	6 vs. North Dakota (11/30/22)
Blocks:	3 vs. Milwaukee (11/20/22)
Steals:	3 vs. Milwaukee (11/20/22)
Minutes:	35:18 vs. Villanova (11/24/22)

CAREER HIGHS

Points:	21, twice
FG:	8 vs. McNeese (12/11/22)
FGA:	12, three times
3FG:	5, twice
3FGA:	9 vs. Kansas State (2/12/22)
FT:	9 vs. Texas Southern (11/25/20)
FTA:	10 vs. Texas Tech (1/5/22)
Off. Reb:	5, vs. North Carolina A&T (11/13/22)
Def. Reb:	10 at Arizona (2/25/21)
Reb:	14 at Arizona (2/25/21)
Assists:	6 vs. North Dakota (11/30/22)
Blocks:	3, twice
Steals:	4 vs. Stanford (2/20/21)
Minutes:	38 at Arizona State (2/27/21)

KUNC QUICK HITS

- Broke a finger on his left (non-shooting) hand in late December. Expected to miss about a month.
- Washington State transfer Aljaz Kunc was the first player to join Iowa State after T.J. Otzelberger was named head coach ... was limited by an ankle injury in his final season at WSU ... reached double figures in five of the season's final eight games and averaged 8.9 points and 7.4 rebounds during that stretch.
- Provides the Cyclones with length as a skilled frontline player that has proven to have the ability as a Power-5 player to knock down threes and stretch the defense ... a highly active player that can rebound outside his area.
- Competed for Slovenia in the 2016 FIBA U18 European Championships ... hails from same hometown as Luka Doncic.
- Son of Andrej and Karmen Kunc ... attended Elevation Preparatory Academy in Sarasota, Florida.

CAREER STATISTICS


KUNC, Aljaz

SEASON	TEAM	GP-GS	MIN/AVG	Field Goals		3-Point		F-Throws		Rebounds				Scoring							
				FG-FGA	FG%	3FG-3FGA	3FG%	FT-FTA	FT%	OFF	DEF	TOT	AVG	PF-FO	A	TO	BLK	STL	PTS	AVG	
2018-19	WSU	31-1	360/11.6	30-67	.448	12-34	.353	10-13	.769	10	45	55	1.8	48-0	13	23	8	13	82	2.6	
2019-20	WSU	29-18	506/17.5	44-128	.344	21-71	.296	22-31	.710	29	65	94	3.2	41-0	11	14	12	14	131	4.5	
2020-21	WSU	23-7	456/19.8	45-107	.421	21-62	.339	34-39	.872	31	67	98	4.3	36-1	12	13	3	15	145	6.3	
2021-22	IowaSt	35-10	783/22.4	62-148	.419	37-95	.389	48-67	.716	33	110	143	4.1	82-2	36	20	20	29	209	6.0	
2022-23	IowaSt	11-11	315/28.7	31-64	.484	14-39	.359	18-23	.783	17	48	65	5.9	17-0	25	13	4	13	94	8.5	
TOTAL FOR IowaSt		46-21	1098/23.9	93-212	.439	51-134	.381	66-90	.733	50	158	208	4.5	99-2	61	33	24	42	303	6.6	
TOTAL		129-47	2420/18.8	212-514	.412	105-301	.349	132-173	.763	120	335	455	3.5	224-3	97	83	47	84	661	5.1	

CAREER STATISTICS VS. KANSAS STATE

#5 Aljaz Kunc - 13.0 ppg, 4.5 rpg, 0.5 apg

Date	MP	FG-Att	Pct	3Pt-Att	Pct	FT-Att	Pct	PF	Off	Def	Tot	A	TO	BS	S	TP
2/12/22	29	6-12	.500	5-9	.556	2-2	1.000	4	0	3	3	0	2	2	0	19
2/26/22	18	1-5	.200	1-5	.200	4-4	1.000	4	2	4	6	1	0	0	0	7
TOTALS	47	7-17	.411	6-14	.429	6-6	1.000	8	2	7	9	1	2	2	0	26



SEASON HIGHS

Points:	11 vs. St. John's (12/4/22)
FG:	5, five times
FGA:	11 vs. No. 1 North Carolina (11/26/22)
3FG:	-
3FGA:	-
FT:	3 vs. St. John's (12/4/22)
FTA:	6 vs. St. John's (12/4/22)
Off. Reb:	4, twice
Def. Reb:	6 at Iowa (12/8/22)
Reb:	10 at Iowa (12/8/22)
Assists:	5 vs. Western Michigan (12-18-22)
Blocks:	1, seven times
Steals:	2, four times
Minutes:	27:10 at Iowa (12/8/22)

CAREER HIGHS

Points:	23 vs. Regis (11/28/20)
FG:	10, twice
FGA:	19 vs. Regis (11/28/20)
3FG:	-
3FGA:	-
FT:	7 at South Dakota (1/5/20)
FTA:	11 at South Dakota (1/5/20)
Off. Reb:	6 vs. South Dakota State (1/8/20)
Def. Reb:	9 vs. Omaha (2/27/21)
Reb:	11 vs. South Dakota State (1/8/20)
Assists:	5, twice
Blocks:	5 vs. Omaha (2/27/21)
Steals:	3 vs. Southeast Missouri State (11/30/19)
Minutes:	35 vs. North Dakota State (3/7/20)

PERSONAL BENCHMARKS

	Season	Career
Games	18	98 (52*)
Starts	-	46 (9*)
Double-Figure Points	7	27 (9*)
20+ points	-	0 (0*)
Double-Figure Rebounds	1	3 (1*)
Double-Doubles	1	3 (1*)
4+ Blocks	-	1 (0*)
*at ISU		

Consecutive Games Started	-
Consecutive Games w/10+ points	-
Consecutive Games w/20+ points	-
Consecutive Games w/a block	-
Consecutive Free Throws Made	1

2022-23 PLAYER TRENDS

Team Record w/10+ Points	7-1
Team Record w/20+ Points	-
Team Record w/10+ Rebounds	0-1

UPCOMING MILESTONES

- Two Games Played from 100 in his career.
- Five Field Goals from 100 at ISU.

BEST PERFORMANCES

- **at Iowa:** Turned in his first double-double at Iowa State with 11 points and 10 rebounds.
- **at Baylor:** Scored 12 points and was 6-for-8 from the field against the Bears...had five offensive boards.
- **at Kansas State:** Was 4-for-4 and finished with eight points off the bench...also pulled down four boards.
- **vs. Regis:** Scored a career-high 23 points while at Denver.
- **vs. Omaha:** Had 13 points and 10 rebounds against Omaha in the 2020-21 season finale for the Pioneers.

JONES QUICK HITS

- Transfer from Denver where he played in 46 games and made 37 starts.
- Brings a burst of energy to the floor, earning him the nickname "Big Rob Energy."
- Motor. Enthusiasm. Ability to run the floor ... Jones excels in those areas and is a physical defensive presence that proved during the recruiting process that his top priority was impacting a winning culture.
- Connected on nearly 57 percent of his field goal attempts at Denver.
- Son of Kenderick and Laura Jones.

CAREER STATISTICS

JONES, Robert

SEASON	TEAM	GP-GS	MIN/AVG	Field Goals		3-Point		F-Throws		Rebounds				Scoring			
				FG-FGA	FG%	3FG-3FGA	3FG%	FT-FTA	FT%	OFF	DEF	TOT	AVG	PF-FO	A	TO	BLK STL
2019-20	Denver	31-23	734/23.7	118-204	.578	0-0	.000	44-101	.436	56	91	147	4.7	88-2	25	57	11 25
2020-21	Denver	15-14	316/21.1	56-104	.538	0-0	.000	24-42	.571	20	55	75	5.0	48-5	7	27	14 9
2021-22	IowaSt	34-9	423/12.4	44-88	.500	0-0	.000	11-37	.297	34	49	83	2.4	60-2	28	26	15 13
2022-23	IowaSt	18-0	321/17.8	51-108	.472	0-0	.000	13-36	.361	31	36	67	3.7	48-1	20	24	7 15
TOTAL FOR IowaSt		52-9	743/14.3	95-196	.485	0-0	.000	24-73	.329	65	85	150	2.9	108-3	48	50	22 28
TOTAL		98-46	1794/18.3	269-504	.534	0-0	.000	92-216	.426	141	231	372	3.8	244-10	80	134	47 62

CAREER STATISTICS VS. KANSAS STATE

#12 Robert Jones - 4.0 ppg, 3.0 rpg, 0.5 apg

Date	MP	FG-Att	Pct	3Pt-Att	Pct	FT-Att	Pct	PF	Off	Def	Tot	A	TO	BS	S	TP
2/12/22	3	0-2	.000	0-0	.000	0-0	.000	0	1	1	2	0	0	0	0	0
2/26/22	17	4-4	1.000	0-0	.000	0-0	.000	3	2	2	4	1	0	1	1	8
TOTALS	20	4-6	.667	0-0	.000	0-0	.000	3	3	3	6	1	0	1	1	8



SEASON HIGHS

Points:	23 vs. IUPUI (11/7/22)
FG:	8, twice
FGA:	17, twice
3FG:	3 vs. Milwaukee (11/20/22)
3FGA:	6, twice
FT:	6 vs. IUPUI (11/7/22)
FTA:	9 vs. IUPUI (11/7/22)
Off. Reb:	4 vs. IUPUI (11/7/22)
Def. Reb:	6 vs. North Carolina A&T (11/13/22)
Reb:	7, twice
Assists:	9 vs. Villanova (11/24/22)
Blocks:	1 vs. Western Michigan (12-18-22)
Steals:	3, three times
Minutes:	37:30 vs. Villanova (11/24/22)

CAREER HIGHS

Points:	38 vs. Saint Joseph's (1-6-21)
FG:	14 vs. Saint Joseph's (1-6-21)
FGA:	22 vs. Saint Joseph's (1-6-21)
3FG:	8 vs. Saint Joseph's (1-6-21)
3FGA:	12 vs. Saint Joseph's (1-6-21)
FT:	8, three times
FTA:	12 vs. Marquette (11-21-21)
Off. Reb:	4, five times
Def. Reb:	10 vs. Marquette (11-21-21)
Reb:	13 vs. Marquette (11-21-21)
Assists:	9, twice
Blocks:	2, twice
Steals:	4 vs. Richmond (3-4-22)
Minutes:	45 at La Salle (1-11-21)

PERSONAL BENCHMARKS

	Season	Career
Games	18	96 (18*)
Starts	18	95 (18*)
Double-Figure Points	14	68 (14*)
20+ Points	3	10 (3*)
4+ 3-Pointers Made	-	7 (0*)
Double-Figure Rebounds	-	7 (0*)
*at ISU		

Consecutive Games Started	95
---------------------------	----

2022-23 PLAYER TRENDS

Team Record w/10+ Points	13-1
Team Record w/20+ Points	3-0
Team Record w/10+ Rebounds	-

UPCOMING MILESTONES

- Four Games from 100 in his career.
- Seven Steals from 100 in his career.

BEST PERFORMANCES

- **vs. No. 7 Texas:** Scored 21 points with three rebounds and two steals against the Longhorns.
- **vs. No. 1 North Carolina:** Hit the 20-point mark for the second time this season, scoring 22 points against the Tar Heels.
- **vs. IUPUI:** Dropped a game-high 23 points on 8-of-16 shooting in his Iowa State debut, while adding three steals and four rebounds.
- **vs. Saint Joseph's:** Scored a career-high 38 points, while also grabbing 10 rebounds during his junior year at St. Bonaventure.
- **at Fordham:** Followed up his 38-point performance against Saint Joseph's with 26 points in the next game.
- **at Oklahoma:** Scored 23 points to lead St. Bonaventure to a win over the Sooners in the 2022 NIT.

HOLMES QUICK HITS

- Named to the Phil Knight Invitational All-Tournament team, averaging 15.0 points, 4.7 assists, 3.3 rebounds and 2.0 steals in three games.
- A two-time CoSIDA Academic All-District selection at St. Bonaventure, while also being named to the 2021 NABC Honors Court.
- Earned Atlantic 10 second team all-conference honors in 2021.
- Was a three-time Atlantic 10 All-Academic team selection.
- His brother, William, was drafted as a pitcher by the Los Angeles Angels with the 151st pick in the 2018 MLB Draft. He currently plays for the Inland Empire 66ers, the single A affiliate of the Angels.
- Legally changed his last name prior to the 2020-21 season from English to Holmes to reflect his mother's name, who he will tell you is his best friend.
- During the spring 2020 semester, he took part in a workshop with PolitiFact and co-authored two articles for the nationally-known fact-checking organization.

CAREER STATISTICS

HOLMES, Jaren

Field Goals																			3-Point				F-Throws				Rebounds				Scoring			
SEASON	TEAM	GP-GS	MIN/AVG	FG-FGA	FG%	3FG-3FGA	3FG%	FT-FTA	FT%	OFF	DEF	TOT	AVG	PF-FO	A	TO	BLK	STL	PTS	AVG														
2019-20	SBU	24-23	754/31.4	92-203	.453	24-60	.400	78-104	.750	21	93	114	4.8	53-0	52	37	4	14	286	11.9														
2020-21	SBU	21-21	692/32.9	108-256	.422	37-97	.381	36-56	.643	29	82	111	5.3	47-0	41	36	2	19	289	13.8														
2021-22	SBU	33-33	1256/38.1	151-385	.392	33-121	.273	110-144	.764	34	131	165	5.0	60-0	119	67	11	37	445	13.5														
2022-23	IowaSt	18-18	554/30.8	87-221	.394	20-55	.364	39-57	.684	17	45	62	3.4	39-0	59	45	1	23	233	12.9														
TOTAL FOR IowaSt		18-18	554/30.8	87-221	.394	20-55	.364	39-57	.684	17	45	62	3.4	39-0	59	45	1	23	233	12.9														
TOTAL		96-95	3255/33.9	438-1065	.411	114-333	.342	263-361	.729	101	351	452	4.7	199-0	271	185	18	93	1253	13.1														

CAREER STATISTICS VS. KANSAS STATE

No Games Played



SEASON HIGHS

Points:	17 vs. Villanova (11/24/22)
FG:	8, vs. Villanova (11/24/22)
FGA:	15 at Oklahoma State (1/21/23)
3FG:	1, three times
3FGA:	1, nine times
FT:	3, twice
FTA:	5 at Oklahoma (1/4/23)
Off. Reb:	5 at Oklahoma (1/4/23)
Def. Reb:	6 at No. 2 Kansas (1/14/23)
Reb:	8 at Oklahoma (1/4/23)
Assists:	3 vs. Villanova (11/24/22)
Blocks:	3, twice
Steals:	1, seven times
Minutes:	26:51 vs. No. 20 UConn (11/27/22)

CAREER HIGHS

Points:	25 vs. Akron (12-15-20)
FG:	10, twice
FGA:	15, three times
3FG:	1, four times
3FGA:	1, 12 times
FT:	7, twice
FTA:	9 vs. Akron (12-15-20)
Off. Reb:	13 at Dayton (1-21-22)
Def. Reb:	14 vs. George Mason (1-30-21)
Reb:	22 at Duquesne (2-6-19)
Assists:	7 at Fordham (1-13-21)
Blocks:	7, four times
Steals:	4, twice
Minutes:	43 at La Salle (1-11-21)

PERSONAL BENCHMARKS

	Season	Career
Games	18	129 (18*)
Starts	18	111 (18*)
Double-Figure Points	8	59 (8*)
20+ points	-	5 (0*)
Double-Figure Rebounds	-	36 (0*)
Double-Doubles	-	22 (0*)
4+ Blocks	-	32 (0*)
*at ISU		

Consecutive Games Started	72
Consecutive Games w/10+ points	3
Consecutive Games w/20+ points	-
Consecutive Games w/a block	7

2022-23 PLAYER TRENDS

Team Record w/10+ Points	5-3
Team Record w/20+ Points	-
Team Record w/10+ Rebounds	-

UPCOMING MILESTONES

- One Free Throw from 200 in his career.

BEST PERFORMANCES

- **vs. No. 7 Texas:** Tallied 11 points and seven rebounds in ISU's win over the Longhorns.
- **vs. North Carolina A&T:** Scored 16 points in 16:36 of action in his second game at ISU.
- **vs. Akron:** Scored a career-high 25 points in the 2020-21 season opener while at St. Bonaventure.
- **at Duquesne:** Grabbed a season-high 17 rebounds last season, to go along with 21 points and six blocked shots.
- **vs. Jackson State:** In his second career game at St. Bonaventure, he blocked seven shots. He has tied that career-high three times since.
- **at Duquesne:** Tallied a career-high 22 rebounds during his freshman year, while adding six blocked shots and nine points.

OSUNNIYI QUICK HITS

- One of 20 players named to the Kareem Abdul-Jabbar Award Watch List, an award that honors the nation's best center. He was also named to the watch list last season.
- Named the 2021 and 2022 Atlantic 10 Defensive Player of the Year.
- Earned Lefty Driesell Defensive All-America team honors last year at St. Bonaventure.
- Named the 2021 Atlantic 10 Championship Most Outstanding Player.
- A three-time Atlantic 10 all-conference selection, earning second-team honors twice and third-team honors once.
- Was named to the Atlantic 10 All-Defensive team all four years at St. Bonaventure.
- Tabbed to the Atlantic 10 All-Rookie team in 2019.
- Has a 7'8" wingspan, which is two inches less than Mo Bamba, the largest in the NBA.
- Didn't begin seriously playing basketball until his junior year of high school.

CAREER STATISTICS

OSUNNIYI, Osun

				Field Goals		3-Point		F-Throws		Rebounds				Scoring							
SEASON	TEAM	GP-GS	MIN/AVG	FG-FGA	FG%	3FG-3FGA	3FG%	FT-FTA	FT%	OFF	DEF	TOT	AVG	PF-FO	A	TO	BLK	STL	PTS	AVG	
2018-19	SBU	34-21	927/27.3	105-184	.571	0-0	.000	46-69	.667	100	158	258	7.6	97-2	26	30	92	18	256	7.5	
2019-20	SBU	24-19	720/30.0	112-182	.615	0-0	.000	34-59	.576	56	145	201	8.4	63-2	29	29	59	17	258	10.8	
2020-21	SBU	21-21	720/34.3	89-156	.571	0-1	.000	47-69	.681	55	143	198	9.4	56-2	50	35	60	17	225	10.7	
2021-22	SBU	32-32	983/30.7	155-253	.613	1-2	.500	50-78	.641	87	154	241	7.5	70-1	48	49	94	17	361	11.3	
2022-23	IowaSt	18-18	313/17.4	68-121	.562	3-9	.333	22-33	.667	36	35	71	3.9	45-1	22	21	19	7	161	8.9	
TOTAL FOR IowaSt		18-18	313/17.4	68-121	.562	3-9	.333	22-33	.667	36	35	71	3.9	45-1	22	21	19	7	161	8.9	
TOTAL		129-111	3664/28.4	529-896	.590	4-12	.333	199-308	.646	334	635	969	7.5	331-8	175	164	324	76	1261	9.8	

CAREER STATISTICS VS. KANSAS STATE

No Games Played



SEASON HIGHS

Points:	25 vs. Texas Tech (1/10/23)
FG:	10 vs. Texas Tech (1/10/23)
FGA:	19 vs. Villanova (11/24/22)
3FG:	5, three times
3FGA:	15 vs. Villanova (11/24/22)
FT:	5 at No. 2 Kansas (1/14/23)
FTA:	6 at No. 2 Kansas (1/14/23)
Off. Reb:	4 at No. 2 Kansas (1/14/23)
Def. Reb:	6 vs. Texas Tech (1/10/23)
Reb:	7 vs. Texas Tech (1/10/23)
Assists:	5 vs. McNeese (12/11/22)
Blocks:	2, twice
Steals:	4 vs. No. 20 UConn (11/27/22)
Minutes:	40:00, twice

CAREER HIGHS

Points:	34 vs. Oklahoma State (12/21/19)
FG:	11 vs. Oklahoma State (12/21/19)
FGA:	19, twice
3FG:	8 vs. Nebraska (3/8/20)
3FGA:	15 vs. Villanova (11/24/22)
FT:	8 vs. Kennesaw State (11/9/21)
FTA:	13 vs. Kennesaw State (11/9/21)
Off. Reb:	4 at Wisconsin (12/31/20)
Def. Reb:	8 vs. Memphis (11/26/21)
Reb:	8, three times
Assists:	8 vs. Chicago State (12/21/21)
Blocks:	3 vs. Wisconsin (2/6/19)
Steals:	5, twice
Minutes:	48 at Purdue (1/2/20)

PERSONAL BENCHMARKS

	Season	Career
Games	18	141 (53*)
Starts	8	130 (42*)
Double-Figure Points	11	64 (23*)
20+ Points	4	4 (7*)
30+ Points	-	2 (1*)
4+ 3-Pointers Made	5	18 (7*)
Double-Figure Rebounds	-	- (0*)

Consecutive Games Started	7
Consecutive Free Throws Made	-
Consecutive Games w/a 3-pointer	11

2022-23 PLAYER TRENDS

Team Record w/10+ Points	8-3
Team Record w/20+ Points	3-1
Team Record w/30+ Points	-
Team Record w/10+ Rebounds	-

UPCOMING MILESTONES

- Two Steals from 150 in his career.
- 10 Rebounds from 350 in his career.
- 19 Points from 1,500 in his career.

BEST PERFORMANCES

- **vs. Texas Tech:** Scored a season-high 25 points on 5-of-6 3-point shooting, while also adding a game-high seven rebounds.
- **vs. Wisconsin:** In the 2022 NCAA Tournament, connected on 10-of-19 field goals and scored a team-high 22 points to lift ISU past the Badgers and into the Sweet Sixteen.
- **vs. Memphis:** Scored 30 points on 10-of-18 shooting to lead Iowa State past Memphis ... hit 3-of-5 threes and 7-of-9 free throws ... matched career highs with eight boards and five steals.
- **vs. Nebraska:** Playing at Minnesota, hit a career-best eight three-pointers on 11 attempts to finish with 26 points against the Huskers.

KALSCHUR QUICK HITS

- MVP and All-Tournament team at 2021 Upsie NIT Season Tip-Off ... Big 12 Player and Newcomer of the Week (Nov. 29) ... Big 12 Newcomer of the Week (Jan. 17).
- Surpassed 1,000 career points with 30-point outing against Memphis.
- In search of shooting in spring 2021, the Cyclones added the Minnesota transfer who made 180 3-pointers in three seasons while a team captain for the Gophers.
- Started first 88 games of his career until a broken right hand sidelined him for final eight games of 2020-21 season.
- Kalschur immediately added leadership, toughness, defensive prowess and basketball IQ to team.
- Kalschur has proven multiple times that when he's hot, you get him the ball ... at Minnesota he hit four or more 3-pointers in 11 games, including games of 8-for-11, 7-for-9, 7-for-12, 6-for-8 and 6-for-6.
- Son of Craig and LeeAnna Kalschur ... mother played basketball at Nebraska and Cal Poly.

CAREER STATISTICS

KALSCHUR, Gabe

				Field Goals		3-Point		F-Throws		Rebounds				Scoring							
SEASON	TEAM	GP-GS	MIN/AVG	FG-FGA	FG%	3FG-3FGA	3FG%	FT-FTA	FT%	OFF	DEF	TOT	AVG	PF-FO	A	TO	BLK	STL	PTS	AVG	
2018-19	MINN	36-36	1107/30.7	118-283	.417	77-188	.410	48-64	.750	21	50	71	2.0	97-1	41	37	12	28	361	10.0	
2019-20	MINN	31-31	1034/33.4	127-338	.376	76-223	.341	31-44	.705	17	67	84	2.7	79-0	46	45	8	31	361	11.6	
2020-21	MINN	21-21	646/30.8	59-187	.316	27-110	.245	49-57	.860	24	37	61	2.9	44-1	37	30	3	16	194	9.2	
2021-22	IowaSt	35-34	1081/30.9	124-342	.363	40-170	.235	47-71	.662	20	63	83	2.4	109-6	61	93	2	43	335	9.6	
2022-23	IowaSt	18-8	562/31.2	83-196	.423	37-104	.356	27-35	.771	10	31	41	2.3	42-1	31	23	6	30	230	12.8	
TOTAL FOR IowaSt		53-42	1643/31.0	207-538	.385	77-274	.281	74-106	.698	30	94	124	2.3	151-7	92	116	8	73	565	10.7	
TOTAL		141-130	4430/31.4	511-1346	.380	257-795	.323	202-271	.745	92	248	340	2.4	371-9	216	228	31	148	1481	10.5	

CAREER STATISTICS VS. KANSAS STATE

#22 Gabe Kalschur - 4.0 ppg, 1.5 rpg, 2.0 apg

Date	MP	FG-Att	Pct	3Pt-Att	Pct	FT-Att	Pct	PF	Off	Def	Tot	A	TO	BS	S	TP
2/12/22	40	3-10	.300	1-3	.333	1-2	.500	3	0	3	3	3	2	0	0	8
2/26/22	28	0-5	.000	0-4	.000	0-0	.000	5	0	0	0	1	5	0	0	0
TOTALS	68	3-15	.200	1-7	.143	1-2	.500	8	0	3	3	4	7	0	0	8



CONRAD HAWLEY

@conradxhawley @conradxhawley

Sophomore, Forward, 6-5, 220
Raymore, Mo. (Peculiar HS)



PERSONAL BENCHMARKS

	Season	Career
Games	5	5
Starts	-	-
Double-Figure Points	-	-
20+ Points	-	-
Double-Figure Rebounds	-	-
4+ 3-Pointers Made	-	-
5+ Assists	-	-
Consecutive Games Started	-	-
Consecutive Games w/10+ points	-	-
Consecutive Games w/20+ points	-	-
Consecutive Games with a 3-pointer	-	-
Consecutive Free Throws Made	-	-

2022-23 PLAYER TRENDS

Team Record w/10+ Points	-
Team Record w/20+ Points	-
Team Record w/10+ Rebounds	-

UPCOMING MILESTONES

■ -

BEST PERFORMANCES

- **vs. IUPUI:** Grabbed two rebounds off the bench, while also drawing two charges in his Iowa State debut.

CAREER HIGHS

Points:	-
FG:	-
FGA:	2 vs. North Carolina A&T (11/13/22)
3FG:	-
3FGA:	-
FT:	-
FTA:	-
Off. Reb:	1, twice
Def. Reb:	2 vs. IUPUI (11/7/22)
Reb:	2, twice
Assists:	-
Blocks:	-
Steals:	-
Minutes:	3:44 vs. IUPUI (11/7/22)

HAWLEY QUICK HITS

- Joined team as a walk-on over the summer.
- Designated as the Bench CEO (Chief Energy Officer), Hawley has his own designed seat on the bench.
- Was a member of the Kansas Jayhawk football team as a freshman, where he was a quarterback.
- Helped Raymore-Peculiar HS to a 25-4 record as a junior, winning the district championship.
- Led the Panthers to the Missouri Class 6 Football state championship as a senior. Threw for 2,722 yards and 26 touchdowns as a senior.
- Won the Simone Award, awarded to the best Kansas City metro area football player, as a senior. Was also all-state and the Missouri Offensive Player of the Year.

CAREER STATISTICS

HAWLEY, Conrad														
				Field Goals		3-Point		F-Throws		Rebounds				Scoring
SEASON	TEAM	GP-GS	MIN/AVG	FG-FGA	FG%	3FG-3FGA	3FG%	FT-FTA	FT%	OFF	DEF	TOT	AVG	Pts
2022-23	IowaSt	5-0	12/2.3	0-3	.000	0-0	.000	0-0	.000	2	4	6	1.2	0
TOTAL		5-0	12/2.3	0-3	.000	0-0	.000	0-0	.000	2	4	6	1.2	0

CAREER STATISTICS VS. KANSAS STATE

No Games Played



PERSONAL BENCHMARKS

	Season	Career
Games	16	95 (16*)
Starts	-	35 (0*)
Double-Figure Points	-	12 (0*)
20+ points	-	0 (0*)
Double-Figure Rebounds	-	6 (0*)
Double-Doubles	-	5 (0*)
4+ Blocks	-	12 (0*)
*at ISU		
Consecutive Games Started	-	
Consecutive Games w/10+ points	-	
Consecutive Games w/20+ points	-	
Consecutive Games w/a block		1

2022-23 PLAYER TRENDS

Team Record w/10+ Points	-
Team Record w/20+ Points	-
Team Record w/10+ Rebounds	-

UPCOMING MILESTONES

- Five Games from 100 in his career.
- 24 Points from 500 in his career.
- 48 Minutes from 1,500 in his career.

BEST PERFORMANCES

- **vs. Saint Peter's:** Set a career-high with 14 points in the 2021-22 season opener at VCU with 14 points, while adding nine rebounds and four blocked shots.
- **at Richmond:** Tied his career-high with 14 points, while tallying his first double-double of the 2021-22 season with 10 rebounds.
- **vs. Duquense:** Recorded a double-double for the second time in three games with 13 points and 10 rebounds, while adding five blocked shots and two steals.
- **vs. La Salle:** Had his first career double-double as a junior, finishing with 13 points and 10 rebounds on 6-of-7 shooting.

SEASON HIGHS

Points:	6, three times
FG:	3, three times
FGA:	5, twice
3FG:	-
3FGA:	1 at Iowa (12/8/22)
FT:	1, twice
FTA:	2, three times
Off. Reb:	4 vs. North Carolina A&T (11/13/22)
Def. Reb:	5 vs. IUPUI (11/7/22)
Reb:	7, twice
Assists:	1, five times
Blocks:	2 vs. McNeese (12/11/22)
Steals:	3 vs. IUPUI (11/7/22)
Minutes:	14:16 vs. North Carolina A&T (11/13/22)

CAREER HIGHS

Points:	14, twice
FG:	7 at Richmond (1-29-22)
FGA:	10, three times
3FG:	0
3FGA:	1, 12 times
FT:	5 vs. Old Dominion (12-20-20)
FTA:	6, twice
Off. Reb:	7 at St. Bonaventure (1-20-21)
Def. Reb:	8, twice
Reb:	10, six times
Assists:	4, twice
Blocks:	6 vs. St. Bonaventure (3-1-22)
Steals:	4 vs. Florida Atlantic (12-15-21)
Minutes:	35 vs. George Mason (2-20-21)

WARD QUICK HITS

- Named to the 2021 Atlantic 10 All-Defensive team.
- During his junior year, he blocked multiple shots in 11 of his 29 games played.
- Ranked second in the A-10 and 21st nationally in blocked shots per game as a junior.
- Averaged 10.5 points, 6.3 rebounds and 2.2 blocked shots as a senior at Springfield Central (Mass.) High School.
- Helped the Golden Eagles to the MIAA State Division I Quarterfinals.
- Once blocked 22 shots in a game during his junior year of high school.

CAREER STATISTICS

WARD, Hason

SEASON	TEAM	GP-GS	MIN/AVG	Field Goals		3-Point		F-Throws		Rebounds				Scoring						
				FG-FGA	FG%	3FG-3FGA	3FG%	FT-FTA	FT%	OFF	DEF	TOT	AVG	PP-FO	A	TO	BLK	STL	PTS	AVG
2019-20	VCU	24-0	173/7.2	30-48	.625	0-0	.000	11-16	.688	11	37	48	2.0	30-1	7	11	15	5	71	3.0
2020-21	VCU	26-11	555/21.4	67-115	.583	0-6	.000	33-45	.733	41	92	133	5.1	60-0	26	35	61	16	167	6.4
2021-22	VCU	29-24	592/20.4	84-152	.553	0-6	.000	20-30	.667	43	97	140	4.8	72-3	23	42	43	26	188	6.5
2022-23	IowaSt	16-0	133/8.3	24-36	.667	0-1	.000	2-6	.333	17	19	36	2.3	22-0	5	7	7	12	50	3.1
TOTAL FOR IowaSt		16-0	133/8.3	24-36	.667	0-1	.000	2-6	.333	17	19	36	2.3	22-0	5	7	7	12	50	3.1
TOTAL		95-35	1452/15.3	205-351	.584	0-13	.000	66-97	.680	112	245	357	3.8	184-4	61	95	126	59	476	5.0

CAREER STATISTICS VS. KANSAS STATE

No Games Played



PERSONAL BENCHMARKS

	Season	Career
Games	-	38 (0*)
Starts	-	37 (0*)
Double-Figure Points	-	20 (0*)
20+ Points	-	1 (0*)
Double-Figure Rebounds	-	1 (0*)
Double-Figure Assists	-	0 (0*)
*at ISU		
Consecutive Games Started	-	-

2022-23 PLAYER TRENDS

Team Record w/10+ Points	-
Team Record w/20+ Points	-
Team Record w/30+ Points	-
Team Record w/10+ Rebounds	-

UPCOMING MILESTONES

-

BEST PERFORMANCES

- vs. Elon:** In the fifth game of his sophomore year at Temple, went for a career-high 22 points, while adding eight rebounds and eight assists. Did his damage at the charity stripe, where he was 13-of-14.
- vs. Tulane:** Just missed his first career double-double as a freshman, finishing with nine assists and 11 rebounds.
- vs. Tulsa:** Recorded four steals for the second-straight game, while adding 13 points and five rebounds.

SEASON HIGHS

Points:	-
FG:	-
FGA:	-
3FG:	-
3FGA:	-
FT:	-
FTA:	-
Off. Reb:	-
Def. Reb:	-
Reb:	-
Assists:	-
Blocks:	-
Steals:	-
Minutes:	-

CAREER HIGHS

Points:	22 vs. Elon (11-21-21)
FG:	7 at Cincinnati (2-12-21)
FGA:	14 at Saint Joseph's (12-11-21)
3FG:	3 at SMU (1-29-22)
3FGA:	5 vs. Elon (11-21-21)
FT:	13 vs. Elon (11-21-21)
FTA:	14 vs. Elon (11-21-21)
Off. Reb:	3, twice
Def. Reb:	10 vs. Tulane (1-31-21)
Reb:	11 vs. Tulane (1-31-21)
Assists:	9, twice
Blocks:	4 vs. Delaware State (12-22-21)
Steals:	4, twice
Minutes:	42 at Vanderbilt (12-7-21)

WILLIAMS QUICK HITS

- Will miss the 2022-23 season with an Achilles injury.
- Transferred to Iowa State from Temple. Was the first player to announce his transfer to Iowa State this past summer.
- Started 21 of 22 games played at Temple as a sophomore, scoring in double figures in 12 of those 22 games.
- Scored a career-high 22 points against Elon as a sophomore, while entering triple-double talk with eight rebounds and eight assists.
- Earned all-city honors as a senior at Simeon, where he averaged 16.8 points, 8.9 rebounds, 3.7 assists and 1.4 blocked shots as a senior.

CAREER STATISTICS

WILLIAMS, Jeremiah																					
				Field Goals		3-Point		F-Throws		Rebounds								Scoring			
SEASON	TEAM	GP-GS	MIN/AVG	FG-FGA	FG%	3FG-3FGA	3FG%	FT-FTA	FT%	OFF	DEF	TOT	AVG	PF-FO	A	TO	BLK	STL	PTS	AVG	
2020-21	Temple	16-16	520/32.5	53-122	.434	11-34	.324	31-48	.646	13	44	57	3.6	33-1	65	30	5	19	148	9.3	
2021-22	Temple	22-21	685/31.1	75-180	.417	12-52	.231	48-76	.632	13	63	76	3.5	31-0	95	49	15	30	210	9.5	
TOTAL FOR IowaSt		0-0	0/0.0	0-0	.000	0-0	.000	0-0	.000	0	0	0	0.0	0-0	0	0	0	0	0	0.0	
TOTAL		38-37	1206/31.7	128-302	.424	23-86	.267	79-124	.637	26	107	133	3.5	64-1	160	79	20	49	358	9.4	

CAREER STATISTICS VS. KANSAS STATE

No Games Played

2022-23 BOX SCORES



Official Basketball Box Score - Final
IUPUI at Iowa State
11/07/22 James H. Hilton Coliseum, Ames, Iowa
2022-23 Men's Basketball

Game Time: 7:01 PM
Game Duration: 1:59
Attendance: 12,569

Officials: Kelly Seil, Bret Smith, Roland Simmons

IUPUI - 39

Record: 0-1

NO. Name	Min	FG	3P	FT	Rebounds	Fouls	TP	AS	TO	ST	Blocks	+/-
23 Chris Osten	F 20:37	1-4	0-0	0-1	3 0 3	2 1 2	0	2	0	1	1	-33
0 Jlynn Crandley	G 24:35	5-11	0-1	6-7	1 3 4	1 4 16	2	6	1	0	0	-18
1 Vincent Brandy II	G 24:03	1-2	0-1	0-0	1 3 4	3 3 2	0	2	0	1	0	-23
5 Amhad Jarrad	G 21:28	0-3	0-0	2-4	0 0 0	3 3 2	1	1	0	0	1	-27
12 Armon Jarrad	G 13:04	0-2	0-1	0-0	0 1 1	3 0 0	0	3	1	0	0	-26
11 Daylan Hamilton	11:50	1-4	1-4	0-0	0 1 1	3 2 3	0	7	2	0	1	-20
13 DJ Jackson	16:19	1-4	0-1	0-0	0 2 2	2 0 2	0	2	0	0	0	-34
24 Jonah Carrasco	16:36	1-1	0-0	0-0	1 2 3	1 0 2	0	0	1	0	0	-14
2 John Egbuta	17:07	3-6	0-1	0-0	0 0 0	3 0 6	0	4	0	0	1	-13
25 Boston Stanton III	09:48	1-2	1-1	0-0	0 2 2	1 2 3	0	0	1	0	0	-1
10 Cooper Dewitt	09:19	0-1	0-1	0-0	0 0 0	0 0 0	0	0	0	0	0	-24
22 Kaleb Edwards	04:50	0-1	0-1	0-2	0 0 0	0 1 1	0	0	0	0	0	-4
55 Marlon Taylor	04:50	0-0	0-0	1-2	0 0 0	0 1 1	0	0	1	0	0	-4
20 Derek Petersen	02:47	0-0	0-0	0-0	0 0 0	0 1 1	0	1	1	0	0	-2
30 Caleb Crane	02:47	0-1	0-1	0-0	0 1 1	0 0 0	0	0	0	0	0	-2
Team					1 3 4		0	1				
Totals		14-42	2-13	9-16	7 18 25	24 18 39	4	29	7	2	4	-49

Technical Fouls: Edwards 2nd 2:47

Iowa State - 88

Record: 1-0

NO. Name	Min	FG	3P	FT	Rebounds	Fouls	TP	AS	TO	ST	Blocks	+/-
5 Aljaz Kunc	F 22:37	3-4	0-1	3-3	3 4 7	0 3 9	2	1	1	1	0	17
21 Osun Osunniyi	C 18:11	4-6	0-0	2-2	1 1 2	3 1 10	2	2	1	2	0	7
2 Caleb Grill	G 31:34	3-11	1-6	2-2	0 7 7	0 2 9	2	3	2	0	1	40
3 Tamin Lipsey	G 17:21	0-1	0-0	0-0	0 1 2	4 1 0	5	0	2	0	0	23
13 Jaren Holmes	G 24:14	8-16	1-3	6-9	4 0 4	2 8 23	2	4	3	0	1	22
4 Demarion Watson	14:31	3-5	0-2	1-2	1 1 2	1 1 7	1	1	1	0	0	26
12 Robert Jones	16:56	2-4	0-0	2-2	1 1 2	2 1 6	1	3	2	1	0	27
22 Gabe Kalscheur	31:32	5-10	4-7	2-3	0 1 1	2 5 16	2	0	1	0	0	42
24 Hason Ward	12:35	3-4	0-0	0-0	2 5 7	1 0 6	1	0	3	0	0	25
1 Eli King	06:45	1-1	0-0	0-0	0 1 1	3 0 2	2	0	0	0	0	12
23 Conrad Hawley	03:44	0-0	0-0	0-0	0 2 2	0 2 0	0	0	0	0	0	4
Team					2 2 4	0 0 0	0	0				
Totals		32-62	6-19	18-23	15 26 41	18 24 88	20	14	15	4	2	49

Technical Fouls: NONE

	IUP	ISU
Biggest lead	3 (1st 18:21)	49 (2nd 0:42)
Best Scoring Run	6 (2nd 17:45)	21 (2nd 5:02)
Lead Changes	4	
Times Tied	4	
Time with Lead	01:37	36:26

Points from Turnovers	IUP	ISU
Paint	16	50
Second Chance	4	11
Fast Breaks	0	7
Bench	17	37

Shooting By Period	1st FG%	2nd FG%	3rd FG%	4th FG%	GM FG%
1st FG%	14-31 45.2%				
2nd FG%	3-10 30.0%				
3rd FG%	19-31 61.3%				
4th FG%	3-9 33.3%				
GM FG%	32-62 51.6%				
FT%	6-19 31.6%				
3PT%	18-23 78.3%				

Dead Ball Rebounds: 1, 0



Official Basketball Box Score - Final
N.C. A&T at Iowa State
11/13/22 James H. Hilton Coliseum, Ames, Iowa
2022-23 Men's Basketball

Game Time: 12:01 PM
Game Duration: 1:52
Attendance: 12,731

Officials: Doug Simmons, Rick Crawford, Bobby Bessant III

N.C. A&T - 43

Record: 1-1

NO. Name	Min	FG	3P	FT	Rebounds	Fouls	TP	AS	TO	ST	Blocks	+/-
12 Austin Johnson	F 29:53	0-5	0-2	3-4	2 3 5	2 4 3	0	3	1	1	0	-28
25 Webster Filmore	F 10:35	1-1	0-0	0-0	0 0 0	2 0 2	1	1	0	0	0	-14
3 Kam Woods	G 33:05	4-11	3-6	6-8	1 0 1	0 4 17	0	4	1	0	0	-42
4 Marcus Watson	G 22:43	1-5	0-3	2-2	0 2 2	2 2 4	1	3	1	0	0	-22
24 Demetric Horton	G 33:35	0-6	0-5	2-2	0 4 4	2 2 2	4	2	1	0	0	-25
1 Jeremy Robinson	16:29	1-2	1-1	1-2	0 2 2	0 1 4	0	0	1	0	0	-15
31 Duncan Powell	21:06	1-5	0-3	1-2	2 6 8	3 2 3	0	3	1	0	1	-13
2 Love Bellis	14:16	2-3	1-1	0-0	0 0 0	0 1 5	0	1	0	0	0	-15
5 Tyrese Elliott	13:17	0-4	0-3	0-0	0 1 1	3 1 0	0	1	0	1	0	-9
0 Kyle Duke	05:01	1-1	0-0	1-1	0 0 0	1 1 3	0	0	1	0	0	-2
Team					0 2 2	0 0 0	0	1				
Totals		11-43	5-24	16-21	5 20 25	15 18 43	6	19	8	1	1	-37

Technical Fouls: NONE

Iowa State - 80

Record: 2-0

NO. Name	Min	FG	3P	FT	Rebounds	Fouls	TP	AS	TO	ST	Blocks	+/-
5 Aljaz Kunc	F 23:03	6-9	2-4	3-3	5 5 10	0 4 4	17	4	1	2	0	43
21 Osun Osunniyi	C 16:36	7-12	1-1	1-2	2 2 4	3 1 16	2	0	0	0	0	29
2 Caleb Grill	G 28:13	1-6	1-6	1-2	0 4 4	2 1 4	1	1	0	0	0	38
3 Tamin Lipsey	G 24:29	4-6	0-0	2-2	0 4 4	2 3 10	3	2	2	0	0	23
13 Jaren Holmes	G 29:39	5-13	1-4	2-2	1 6 7	3 3 13	3	2	0	0	1	21
4 Demarion Watson	11:56	0-2	0-0	1-2	3 1 4	0 1 1	0	0	0	0	0	-2
12 Robert Jones	17:24	3-3	0-0	0-0	1 1 2	3 0 6	0	1	1	1	0	-2
22 Gabe Kalscheur	29:23	3-10	1-5	0-0	0 1 1	3 0 7	1	2	2	0	0	24
24 Hason Ward	14:16	3-5	0-0	0-0	4 3 7	2 2 6	1	2	2	0	0	9
1 Eli King	03:15	0-0	0-0	0-0	0 0 0	0 0 0	0	0	0	0	0	3
23 Conrad Hawley	01:46	0-2	0-0	0-0	1 0 1	0 0 0	0	0	0	0	0	-1
Team					0 0 0	0 0 0	0	0				
Totals		32-68	6-20	10-13	17 27 44	18 15 80	15	11	9	1	1	37

Technical Fouls: NONE

	NCA	ISU
Biggest lead	0 (1st 20:00)	4 (2nd 1:17)
Best Scoring Run	7 (2nd 7:14)	17 (2nd 1:17)
Lead Changes	0	
Times Tied	1	
Time with Lead	00:00	39:25

Points from Turnovers	NCA	ISU
Paint	10	46
Second Chance	6	20
Fast Breaks	5	6
Bench	15	20



Official Basketball Box Score - Final
Milwaukee at Iowa State
11/20/22 James H. Hilton Coliseum, Ames, Iowa
2022-23 Men's Basketball

Game Time: 5:01 PM
Game Duration: 1:59
Attendance: 11,785

Officials: Gary Maxwell, Chance Moore, Chris Pacci

Milwaukee - 53

Record: 2-2

NO. Name	Min	FG	3P	FT	Rebounds	Fouls	TP	AS	TO	ST	Blocks	+/-
20 Vincent Miszkiewicz	F 15:04	2-3	0-1	0-0	1 2 3	1 0 4	1	1	1	0	0	-11
23 Ahmad Rand	F 11:26	0-5	0-1	1-2	2 2 4	2 2 1	0	1	0	1	2	-19
2 Eljah Jamison	G 15:06	0-1	0-0	1-2	1 1 2	5 1 1	1	4	0	0	0	-10
10 BJ Freeman	G 23:41	3-7	1-3	4-5	1 1 2	0 3 11	1	6	0	0	0	-23
12 Kentrell Pullian	G 15:50	0-2	0-1	0-0	0 0 0	2 0 0	0	2	2	1	1	-22
11 Vin Baker Jr.	08:13	0-2	0-1	0-0	0 0 0	0 0 0	0	1	2	0	0	-1
24 Jalen Johnson	21:58	2-5	0-1	4-5	1 2 3	1 5 8	1	0	0	0	0	-3
5 Justin Thomas	24:44	1-3	0-0	0-2	0 8 8	0 1 2	0	3	1	0	0	-5
5 Angelo Stuart	11:41	1-4	1-4	0-0	0 0 0	0 0 3	0	2	0	0	0	-3
1 Markeith Browning II	23:36	4-6	1-3	0-0	0 7 7	3 4 9	2	4	0	0	0	4
33 Moses Bol	06:36	0-0	0-0	0-0	0 1 1	0 0 0	0	0	0	0	1	0
3 Zach Howell	14:03	2-3	2-3	2-2	0 0 0	0 2 1	8	1	0	4	0	8
35 Keon Edwards	08:02	2-2	2-2	0-0	0 1 1	0 0 6	0	0	0	0	0	5
Team					2 2 4	0 0 2	0	2				
Totals		17-43	7-20	12-18	8 27 35	16 17 53	8	27	8	3	6	-15

Technical Fouls: Freeman 1st 15:44 Pullian 2nd 15:53

Iowa State - 68

Record: 3-0

NO. Name	Min	FG	3P	FT	Rebounds	Fouls	TP	AS	TO	ST	Blocks	+/-
5 Aljaz Kunc	F 31:57	4-10	2-8	0-0	1 3 4	2 1 10	0	3	3	3	0	7
21 Osun Osunniyi	C 21:36	3-5	0-1	2-2	2 2 4	3 2 8	2	0	0	1	1	2
2 Caleb Grill	G 26:52	4-11	1-8	2-2	1 0 1	4 2 11	0	1	3	1	0	9
3 Tamin Lipsey	G 34:59	1-6	0-3	2-3	1 3 4	1 4 4	4	2	2	0	0	2
13 Jaren Holmes	G 35:37	7-17	3-6	2-4	0 3 3	2 3 19	5	2	2	0	2	19
4 Demarion Watson	21:01	1-3	0-0	0-0	0 5 8	2 0 2	0	1	1	1	0	3
12 Robert Jones	11:59	5-10	0-1	3-4	3 2 10	0 0 0	0	0	0	0	0	5
22 Gabe Kalscheur	05:55	0-3	0-2	1-1	0 0 0	0 0 0	1	1	0	0	0	4
24 Hason Ward	10:34	1-2	0-0	1-2	3 2 5	0 1 3	0	1	2	1	0	14
Team					3 2 5	0 0 2	0	2				
Totals		26-67	6-28	10-15	17 21 38	17 15 68	12	14	11	6	3	15

Technical Fouls: NONE

	MKE	ISU
Biggest lead	0 (1st 20:00)	24 (2nd 13:53)
Best Scoring Run	11 (2nd 4:07)	9 (2nd 14:11)
Lead Changes	0	
Times Tied	0	
Time with Lead	00:00	39:43

Points from Turnovers	MKE	ISU
Paint	18	36
Second Chance	5	1

2022-23 BOX SCORES



Official Basketball Box Score - Final
North Carolina at Iowa St.
11/25/22 Veterans Memorial Coliseum, Portland
2022-23 Men's Basketball

Game Time: 2:30 PM
Game Duration: 2:08
Attendance: 4,431

Officials: Keith Kintle, Lee Cassel, DG Nelson

North Carolina - 65

Record: 5-1

NO.	Name	Min	FG	3P	FT	Rebounds	Fouls	TP	AS	TO	ST	Blocks	BS	BA	+/-																	
5	Armando Bacot	F 37:10	5-6	0-0	3-5	3	6	9	4	7	13	2	5	1	2	0																
32	Pete Nance	F 31:42	3-6	1-3	2-4	1	7	8	3	3	9	3	2	1	0	-10																
1	Leaky Black	G 31:40	2-4	0-0	2-2	3	2	5	2	1	6	2	1	1	0	-11																
2	Caleb Love	G 36:19	4-14	1-7	3-4	0	0	0	2	3	12	3	3	1	0	-2																
4	RJ Davis	G 31:56	5-14	1-7	4-4	1	2	3	4	15	1	2	1	1	0	-11																
0	Seth Trimble	12:33	0-1	0-0	2-2	0	1	1	1	3	2	0	1	0	0	0																
14	Puff Johnson	12:10	2-4	0-1	2-4	2	3	5	2	2	6	1	0	2	0	1																
11	D'Marco Dunn	07:10	1-1	0-0	0-0	0	0	0	0	2	0	0	0	0	0	6																
Team					2		3		5				0		0																	
Totals			22-50		3-18		18-25		12		24		36		19		23		65		12		14		7		2		2		-5	

Technical Fouls: NONE

Shooting By Period		
1 st FG%	14-28	50.0%
3PT%	2-10	20.0%
FT%	4-5	80%
2 nd FG%	8-22	36.4%
3PT%	1-8	12.5%
FT%	14-20	70%
GM FG%	22-50	44.0%
3PT%	3-18	16.7%
FT%	18-25	72.0%

Dead Ball Rebounds: 4, 0

Iowa St. - 70

Record: 5-0

NO.	Name		Min	FG	3P	FT	Rebounds	Fouls	TP	AS	TO	ST	Blocks	BS	BA
				M-A	M-A	M-A	OR DR TOT	PF	FD						
5	Aljaz Kunc	F	33:19	0-3	0-2	0-0	2 4 6	3 3 0	1	0	0	0	0	0	16
21	Osun Osunniyi	C	15:01	0-1	0-0	2-2	1 3 4	3 2 2	2	2	0	0	0	0	3
2	Caleb Grill	G	38:15	11-15	7-11	2-2	0 2 2	2 3 3	1	0	0	1	0	1	10
3	Tamin Lipsey	G	27:27	1-3	0-0	0-0	0 1 1	1 2 3	3	2	6	2	1	0	-2
13	Jaren Holmes	G	28:55	8-17	2-4	4-6	0 4 4	4 4 22	6	2	2	2	0	0	3
12	Robert Jones		19:40	5-11	0-0	0-1	1 1 2	4 1 10	3	1	0	1	2	9	
4	Demarion Watson		01:45	0-0	0-0	0-0	0 0 0	0 0 0	0	1	0	0	-5		
22	Gabe Kalscheur		23:38	0-5	0-3	3-4	1 1 2	4 3 3	1	2	3	0	0	9	
24	Hason Ward		12:00	0-2	0-0	0-0	2 2 4	1 0 0	0	0	2	0	-18		
Team							2 2 4			0	0				
Totals				25-57	9-20	11-15	10 19 29	23 19 70	17 10	8 2	2 2	5			

Technical Fouls: NONE

UNC		IOW		Points from Turnovers		UNC		IOW		Period by Period Scoring		
Biggest lead	9 (1 st 10:19)	7 (2 nd 0:08)		Turnovers	6	21		Paint	28	26		
Best Scoring Run	10 (2 nd 6:23)	10 (2 nd 0:23)		Second Chance	14	6		Fast Breaks	18	14		
Lead Changes	4			Bench	10	13						
Times Tied	8											
Time with Lead	25:19	07:56										



Official Basketball Box Score - Final
Iowa St. at UConn
11/27/22 Moda Center, Portland
2022-23 Men's Basketball

Game Time: 7:00 PM
Game Duration: 1:57
Attendance: 5,005

Officials: Verne Harris, Paul Selez, Earl Walton

Iowa St. - 53

Record: 5-1

NO.	Name	Min	FG M-A	3P M-A	FT M-A	Rebounds OR DR	Fouls TOT	TP	AS	TO	ST	Blocks BS	+/-			
5	Aljaz Kunc	F 24:31	1-1	1-1	0-0	0	5	5	3	2	3	1	1	0	0	0
21	Osun Osunniyi	C 26:51	5-7	1-1	3-3	3	0	3	0	3	14	0	1	1	0	-9
2	Caleb Grill	G 27:42	0-5	0-3	1-2	0	2	2	3	1	1	1	2	0	0	-17
3	Tamin Lipsey	G 29:02	6-9	0-0	0-0	1	1	2	4	3	12	3	1	2	0	-13
13	Jaren Holmes	G 28:24	4-12	1-3	2-4	0	1	1	4	3	11	2	3	1	0	-18
4	Demarion Watson	07:05	1-3	0-1	0-0	1	0	1	0	0	2	1	0	1	0	-1
12	Robert Jones	12:01	0-2	0-0	0-0	0	1	1	3	0	0	0	0	1	0	-7
22	Gabe Kalscheur	32:23	3-13	0-4	0-0	1	1	2	2	2	6	1	2	4	0	-11
24	Hason Ward	12:01	2-2	0-0	0-0	1	1	2	2	0	4	0	1	1	0	-8
Team						0	0	0			0	2				
Totals			22-54	3-13	6-10	7	12	19	21	14	53	9	12	13	0	-18

Technical Fouls: NONE

Shooting By Period		
1 st FG%	12-28	42.9%
3PT%	1-3	33.3%
FT%	3-3	100%
2 nd FG%	10-26	38.5%
3PT%	2-10	20.0%
FT%	3-7	42.9%
GM FG%	22-54	40.7%
3PT%	3-13	23.1%
FT%	6-10	60.0%

Dead Ball Rebounds: 2, 0

UConn - 71

Record: 8-0

NO.	Name	Min	FG M-A	3P M-A	FT M-A	Rebounds OR DR	Fouls PF	TP	AS	TO	ST	Blocks BS	BA	+/-			
11	Alex Karaban	F 37:50	4-10	2-6	0-0	3	1	4	1	1	10	1	2	0	0	14	
21	Adama Sanogo	F 21:32	1-5	0-1	2-2	3	3	6	4	5	4	3	0	1	0	5	
2	Tristen Newton	G 26:40	3-6	2-4	5-6	3	1	4	2	5	13	3	8	0	0	15	
4	Nahiem Alleyne	G 17:49	1-3	0-1	0-0	0	3	3	1	1	2	2	3	1	0	0	
24	Jordan Hawkins	G 05:33	1-4	0-3	0-0	0	0	0	0	4	0	2	0	1	1	0	-3
44	Andre Jackson Jr.	32:32	3-8	1-3	3-4	3	10	13	0	2	10	5	1	2	1	0	17
1	Joey Calcaterra	24:25	2-5	1-4	3-3	1	2	3	0	3	8	1	0	0	1	0	23
5	Hassan Diarra	15:11	2-6	1-4	2-3	1	1	2	1	2	7	1	1	0	0	6	
32	Donovan Clingan	18:28	5-6	0-0	5-7	4	6	10	2	4	15	0	1	0	0	13	
Team						3	0	3			0	2					
Totals			22-53		7-26	20-25	21	27	48	15	21	16	19	5	2	0	18

Technical Fouls: Hawkins 2nd 19:43

ISU		UCO		Points from Turnovers		ISU		UCO		Period by Period Scoring		
Biggest lead	4 (1 st 15:21)	18 (2 nd 1:12)		Turnovers	17	8		1st	2nd	TOT		
Best Scoring Run	7 (2 nd 10:33)	8 (1 st 12:56)		Paint	30	28		ISU	28	25	53	
Lead Changes	1			Second Chance	11	20		UCO	38	33	71	
Times Tied	1			Fast Breaks	4	12						
Time with Lead	04:52	33:57		Bench	12	40						



Official Basketball Box Score - Final
North Dakota at #23 Iowa State
11/30/22 James H. Hilton Coliseum, Ames, Iowa
2022-23 Men's Basketball

Game Time: 7:01 PM
Game Duration: 1:45
Attendance: 12,467

Officials: Rick Crawford, Marques Pettigrew, Owen Shortt

North Dakota - 44

Record: 5-4

NO.	Name		Min	FG	3P	FT	Rebounds	Fouls		TP	AS	TO	ST	Blocks	BS	+/-	
10	Tsotne Tsartsidze	F	18:02	2-7	1-5	0-0	1	1	2	3	2	5	0	2	0	0	-11
20	B.J. Omot	F	21:14	2-6	0-2	0-0	0	0	0	1	0	4	1	1	0	0	-6
21	A'Jahni Levias	F	27:42	3-6	2-4	0-0	1	3	4	2	2	8	2	2	2	0	-17
2	Matt Norman	G	31:33	3-7	3-6	0-0	1	6	7	2	1	9	3	3	0	0	-12
4	Jalun Trent	G	19:00	0-1	0-0	0-0	0	1	1	2	1	0	2	4	1	0	-1
0	Caleb Nero		19:42	0-4	0-2	2-2	1	1	1	2	1	2	0	2	0	0	-18
15	Brady Danielson		24:15	1-4	0-3	0-0	2	1	3	1	1	2	1	0	1	0	-15
12	Brian Mathews		12:25	1-1	0-0	0-0	2	4	6	1	1	2	1	1	0	1	-2
52	Treyson Eaglestaff		09:41	2-6	1-2	0-0	0	1	1	0	0	5	0	2	0	0	-7
35	Mitchell Suelker		09:33	3-6	0-2	1-1	0	3	3	1	1	7	0	0	0	0	-6
1	Elijah Brooks		05:35	0-0	0-0	0-0	0	0	0	0	0	0	0	1	1	0	0
3	Reid Grant		01:18	0-0	0-0	0-0	0	0	0	0	0	0	0	0	0	0	0
Team							0	0	0			0	2				
Totals				17-48	7-26	3-3	8	21	29	14	10	44	10	20	5	1	-19

Technical Fouls: NONE

Shooting By Period		
1 st FG%	10-24	41.7%
3PT%	3-11	27.3%
FT%	1-1	100%
2 nd FG%	7-24	29.2%
3PT%	4-15	26.7%
FT%	2-2	100%
GM FG%	17-48	35.4%
3PT%	7-26	26.9%
FT%	3-3	100.0%

Dead Ball Rebounds: 0, 1

#23 Iowa State - 63

Record: 6-1

NO.	Name	Min	FG M-A	3P M-A	FT M-A	Rebounds OR DR TOT	Fouls FFD	TP	AS	TO	ST	Blocks BS	BA	+/-				
5	Aljaz Kunc	F 24:07	1-4	1-3	3-4	2	3	5	2	2	6	6	1	2	0	0	18	
21	Osun Osunniyi	C 08:24	2-8	0-0	1-2	3	2	5	0	1	5	0	0	0	0	1	0	
2	Caleb Grill	G 34:22	6-9	4-5	0-0	1	4	5	0	1	16	1	3	3	0	0	19	
3	Tamin Lipsey	G 32:14	5-7	1-1	0-0	1	2	3	0	1	11	4	1	4	0	0	21	
13	Jarlen Holmes	G 24:43	1-8	0-1	2-4	0	2	2	4	2	4	1	2	0	0	0	13	
4	Demarion Watson	21:28	1-3	1-3	0-0	4	6	10	1	0	3	0	1	1	1	0	12	
12	Robert Jones	18:47	5-9	0-0	0-4	3	2	5	2	5	10	0	1	1	0	0	0	
29	Isaiah Katschauer	20:27	2-7	0-0	0-0	0	0	0	0	0	0	0	0	0	0	0	0	
24	Hason Ward	07:55	1-2	0-0	0	1	1	1	0	2	2	1	0	0	0	0	2	
1	Eni King	01:18	0-0	0-0	0-0	0	0	0	0	0	0	0	1	0	0	0	0	
31	Clorrand Hawley	01:18	0-0	0-0	0-0	0	0	0	0	0	0	0	0	0	0	0	0	
Team						0	0	0	0	0	0							
Totals			24:57	7-16	8-16	15	23	38	10	14	63	14	12	12	1	1	1	19

2022-23 BOX SCORES



Official Basketball Box Score - Final
Iowa St. at Iowa
12/09/22 Carver-Hawkeye Arena, Iowa City
2022-23 Men's Basketball

Game Time: 7:01 PM
Game Duration: 1:59
Attendance: 14,535

Officials: James Breeding, Don Daily, Keith Kimble

Iowa St. - 56

Record: 7-2

NO.	Name	Min	FG	3P	FT	Rebounds	Fouls	TP	AS	TO	ST	Blocks	BS	BA	+/-
			M-A	M-A	M-A	OR DR TOT	PF FD								
5	Ajazz Kunc	F 27:05	1-4	1-3	2-2	1 2 3	4 2 5	0	1	1	0	0	0	-18	
21	Osun Osunniyi	C 09:36	2-4	0-0	0-0	1 0 1	4 0 4	1	3	0	0	0	0	-14	
2	Caleb Grill	G 30:26	1-6	0-5	0-0	0 4 4	0 1 2	1	1	0	0	0	0	-15	
3	Tamin Lipsey	G 32:52	5-8	1-2	0-0	3 2 5	4 1 11	5	2	2	1	0	0	-15	
13	Jaren Holmes	G 27:28	3-12	0-3	1-2	0 1 1	2 1 7	2	4	2	0	2	0	-21	
12	Robert Jones	G 27:18	5-8	0-0	1-2	4 6 10	2 6 11	2	1	0	0	2	0	-3	
22	Gabe Kalscheur	33:02	5-13	1-7	1-1	0 2 2	0 1 12	0	2	3	1	0	0	-2	
4	Demarion Watson	07:06	0-1	0-1	0-0	0 2 2	1 0 0	0	1	0	0	0	0	-2	
24	Hason Ward	05:15	2-3	0-1	0-0	0 1 1	3 0 4	0	0	0	0	0	0	-5	
Team						0 0 0	0	0	0	0	0	0	0	0	
Totals			24-59	3-22	5-7	9 20 29	20 12	56	11	15	8	2	4	-19	

Technical Fouls: NONE

Shooting By Period		
1 st FG%	10-31	32.3%
3PT%	0-11	0.0%
FT%	0-0	0%
2 nd FG%	14-28	50.0%
3PT%	3-11	27.3%
FT%	5-7	71.4%
GM FG%	24-59	40.7%
GM 3PT%	24-48	50.0%
FT%	5-7	71.4%

Dead Ball Rebounds: 0.0

Iowa - 75

Record: 7-2

NO.	Name	Min	FG	3P	FT	Rebounds	Fouls	TP	AS	TO	ST	Blocks	BS	BA	+/-
			M-A	M-A	M-A	OR DR TOT	PF FD								
0	Filip Rebraca	F 37:03	9-11	2-2	2-5	5 6 11	2 5	22	4	2	0	3	0	22	
22	Patrick McCaffery	F 27:58	5-8	3-5	0-0	0 1 1	1 3	13	1	2	0	0	0	11	
1	Ahron Ellis	G 35:46	2-5	2-2	2-2	0 7 7	0 2 8	2	6	2	0	0	0	18	
11	Tony Perkins	G 31:28	3-11	2-4	2-2	0 6 6	4 3 10	3	1	2	1	2	1	18	
30	Connor McCaffery	G 35:42	2-7	2-7	8-8	0 3 3	2 5 14	4	0	2	0	0	0	18	
20	Payton Sandfort	15:53	2-5	1-3	1-2	0 3 3	1 1 6	1	2	0	0	0	0	9	
23	Josh Ogundole	02:57	0-0	0-0	0-0	0 0 0	2 0 0	2	0	0	0	0	0	-3	
5	Dasonte Bowen	02:55	0-0	0-0	0-0	0 1 1	0 1 0	1	2	0	0	0	0	2	
4	Josh Dix	10:18	1-1	0-0	0-0	1 0 1	0 0 0	2	0	0	0	0	0	0	
Team						1 1 2	0	1	0	0	0	0	0	0	
Totals			24-48	12-23	15-19	7 28 35	12 20	75	16	18	6	4	2	19	

Technical Fouls: NONE

Shooting By Period		
1 st FG%	13-25	52.0%
3PT%	7-14	50.0%
FT%	7-9	77.8%
2 nd FG%	11-23	47.8%
3PT%	5-9	55.6%
FT%	8-10	80%
GM FG%	24-48	50.0%
GM 3PT%	12-23	52.2%
FT%	15-19	78.9%

Dead Ball Rebounds: 1.0

	ISU	IOWA
Biggest lead	0 (1 st 20:00)	29 (2 nd 15:36)
Best Scoring Run	11 (2 nd 4:41)	15 (1 st 14:36)
Lead Changes	0	
Times Tied	0	
Time with Lead	00:00	38:49

Points from			Period by Period Scoring		
Turnovers	ISU	IOWA	1st	2nd	TOT
Paint	38	24			
Second Chance	10	9			
Fast Breaks	27	8			
Bench	8	9			



Official Basketball Box Score - Final
McNeese at #20 Iowa State
12/11/22 James H. Hilton Coliseum, Ames, Iowa
2022-23 Men's Basketball

Game Time: 5:01 PM
Game Duration: 2:01
Attendance: 12,886

Officials: Rick Crawford, Bret Smith, Amy Bonner

McNeese - 40

Record: 3-7

NO.	Name	Min	FG	3P	FT	Rebounds	Fouls	TP	AS	TO	ST	Blocks	BS	BA	+/-
			M-A	M-A	M-A	OR DR TOT	PF FD								
0	Tyron McMillan	F 20:22	0-1	0-0	2-4	1 2 3	4 5 2	3	4	1	0	0	0	-13	
5	Johannathan Massie	C 23:50	0-3	0-2	0-0	0 6 6	2 0 0	0	1	7	1	0	0	-13	
15	Zach Scott	G 25:52	3-8	2-5	0-0	0 4 4	2 0 2	8	0	0	2	0	0	-30	
22	Harwin Francois	G 16:34	1-2	0-1	0-0	2 2 4	2 1 2	0	0	0	0	0	0	-29	
24	Christian Shumate	G 29:27	2-5	0-1	1-3	2 4 6	2 2 5	1	8	1	0	0	0	-24	
1	Trae English	26:40	3-6	2-4	0-0	1 2 3	3 3 3	8	1	4	1	0	0	-22	
12	Dionjah Thomas	14:10	1-3	0-0	0-0	0 0 0	1 2 3	2	0	4	0	0	0	-13	
2	Donovan Oday	17:37	2-6	1-4	2-4	0 1 1	2 3 7	1	0	2	0	0	0	-8	
10	Roberts Berze	16:40	2-3	0-0	0-0	0 0 0	3 0 3	6	0	1	1	0	0	-10	
3	Rhyon Blackwell	05:55	0-1	0-1	0-0	0 0 0	0 0 0	0	0	0	0	0	0	-14	
21	Zach Blackwell	02:53	0-0	0-0	0-0	0 0 0	0 0 0	0	0	1	0	0	0	-9	
Team						2 0 2	0	2	0	0	0	0	0	0	
Totals			14-38	7-21	5-11	8 21 29	21 14	40	8	30	9	0	2	-37	

Technical Fouls: NONE

#20 Iowa State - 77

Record: 8-2

NO.	Name	Min	FG	3P	FT	Rebounds	Fouls	TP	AS	TO	ST	Blocks	BS	BA	+/-
			M-A	M-A	M-A	OR DR TOT	PF FD								
5	Ajazz Kunc	F 34:44	8-12	3-5	2-2	1 7 8	0 2 21	3	2	1	0	0	0	37	
21	Osun Osunniyi	C 11:21	2-2	0-0	0-0	0 0 0	2 3 4	0	4	1	0	0	0	14	
3	Tamin Lipsey	G 30:42	2-5	0-1	0-0	0 1 1	2 2 4	8	2	1	0	0	0	19	
13	Jaren Holmes	G 32:22	6-10	2-3	3-5	2 1 3	1 4 17	3	2	1	0	0	0	31	
22	Gabe Kalscheur	G 40:00	6-13	3-7	0-0	0 3 3	2 2 15	5	2	3	0	0	0	37	
4	Demarion Watson	15:57	1-2	1-1	0-0	1 2 3	1 1 3	0	1	1	0	0	0	21	
12	Robert Jones	17:59	1-5	0-0	0-3	3 2 5	2 6 2	1	1	2	0	0	0	7	
24	Hason Ward	12:28	3-5	0-0	0-0	1 0 1	4 0 6	1	0	0	2	0	0	6	
1	Eli King	02:53	1-1	1-1	2-2	0 1 1	0 1 0	5	0	0	0	0	0	9	
23	Conrad Hawley	01:34	0-0	0-0	0-0	0 1 1	0 0 0	0	0	0	0	0	0	4	
Team						0 1 1	0	0	0	0	0	0	0	0	
Totals			30-55	10-18	7-12	8 19 27	14 21	77	21	14	9	2	0	37	

Technical Fouls: NONE

	MCN	ISU	Points from	MCN	ISU	Period by Period Scoring			
Biggest lead	0 (1 st 20:00)	37 (2 nd 0:04)	Turnovers	9	36	MCN	1st	2nd	TOT
Best Scoring Run	6 (1 st 12:41)	18 (2 nd 13:36)	Paint	10	38		24	16	40
Lead Changes			Second Chance	5	9	ISU			
Times Tied	0		Fast Breaks	0	4				
Time with Lead	00:00	39:43	Bench	23	16		33	44	77



Official Basketball Box Score - Final
Western Michigan at Iowa State
12/10/22 James H. Hilton Coliseum, Ames, Iowa
2022-23 Men's Basketball

Game Time: 12:01 PM
Game Duration: 1:46
Attendance: 11,592

Officials: Kipp Kisinger, Kelly Self, Brooks Wells

Western Michigan - 57

Record: 3-8

NO.	Name	Min	FG	3P	FT	Rebounds	Fouls	TP	AS	TO	ST	Blocks	BS	BA	+/-
			M-A	M-A	M-A	OR DR TOT	PF FD								
0	Markese Hastings	F 25:25	0-3	0-0	0-0	3 5 8	2 0 0	0	1	1	3	0	0	-15	
22	Titus Wright	C 26:04	0-2	0-0	0-0	1 1 1	4 5 0	0	3	2	0	0	0	-21	
2	Tray Maddox Jr.	G 32:15	5-14	3-9	0-0	1 4 5	1 0 13	1	2	1	0	0	0	-1	
11	Lamar Norman Jr.	G 38:32	8-15	6-13	2-3	0 2 2	0 5 24	2	1	2	0	0	0	-13	
51	Jefferson Monegro	G 22:46	1-5	0-1	0-0	0 0 0	2 1 2	1	2	1	0	0	0	-4	
23	Tafari Simms	07:51	0-1	0-0	0-0	1 1 2	1 1 0	0	3	0	0	0	0	-10	
4	JaVaughn Hannah	22:29	4-7	2-4	0-0	2 0 2	0 0 10	1	0	2	0	0	0	-7	
12	Seth Hubbard	01:37	0-0	0-0	0-0	0 0 0	0 0 0	0	0	1	0	0	0	-3	
21	Gus Etchison	12:51	1-2	1-1	0-0	0 0 0	0 1 3	0	1	0	0	0	0	-11	
20	Owen Lobsinger	10:10	1-3	1-3	2-2	1 2 3	1 1 5	1	0	3	0	0	0	0	
Team						3 1 4	0	2	0	0	0	0	0	0	
Totals			20-52	13-34	4-5	11 16 27	11 14	57	10	16	9	0	2	-16	

Technical Fouls: NONE

Shooting By Period		
1 st FG%	8-26	30.8%
3PT%	6-14	42.9%
FT%	1-1	100%
2 nd FG%	12-26	46.2%
3PT%	7-20	35.0%
FT%	3-4	75%
GM FG%	20-52	38.5%
GM 3PT%	13-34	38.2%
FT%	4-5	80.0%

Dead Ball Rebounds: 0.0

Iowa State - 73

Record: 9-2

NO.	Name	Min	FG	3P	FT	Rebounds	Fouls	TP	AS	TO	ST	Blocks	BS	BA	+/-
-----	------	-----	----	----	----	----------	-------	----	----	----	----	--------	----	----	-----

2022-23 BOX SCORES



Official Basketball Box Score - Final
#7 Texas at #12 Iowa State
01/17/23 James H. Hilton Coliseum, Ames, Iowa
2022-23 Men's Basketball

Game Time: 7:01 PM
Game Duration: 2:17
Attendance: 14,207

Officials: Ray Nault, Rick Crawford, Bret Smith

#7 Texas - 67

Record: 15-3 (4-2)

NO.	Name	Min	FG	3P	FT	Rebounds	Fouls	TP	AS	TO	ST	Blocks	+/-
			M-A	M-A	M-A	OR DR TOT	PF FD					BS BA	
0	Timmy Allen	F 29:09	2-5	0-2	5-7	1 5 6	5 5	9	2	1	2	1 0	-9
1	Dylan Disu	F 13:45	4-5	0-1	2-2	0 2 2	4 1	10	0	0	0	1 0	-6
23	Dillon Mitchell	F 16:13	0-0	0-0	0-0	0 1 1	2 1	0	0	0	0	0 0	-6
4	Tyrese Hunter	G 33:08	3-11	2-6	2-3	0 2 2	1 3	10	3	2	0	0 2	-7
5	Marcus Carr	G 35:53	4-9	1-3	2-2	0 3 3	4 2	11	4	4	1	0 0	-9
10	SirJabari Rice	25:53	2-7	0-3	2-2	0 1 1	1 1	6	0	3	0	0 1	-15
32	Christian Bishop	18:48	4-7	0-0	4-4	2 3 5	4 4	12	1	2	1	2 0	-3
30	Brock Cunningham	18:16	2-2	0-0	2-2	0 2 2	4 3	6	1	0	0	0 0	-1
2	Anterio Morris	08:55	1-2	1-2	0-0	0 0 0	3 0	3	0	0	1	0 0	-1
Team						1 2 3							
Totals			22-48	4-17	19-22	4 21 25	28 20	67	11	13	5	4 3	-11

Technical Fouls:NONE

Shooting By Period		
1 st FG%	12-22	54.5%
3PT%	2-4	50.0%
2 nd FG%	10-26	38.5%
3PT%	2-13	15.4%
FT%	10-11	90.9%
GM FG%	22-48	45.8%
3PT%	4-17	23.5%
FT%	19-22	86.4%

Dead Ball Rebounds: 2, 0

#12 Iowa State - 78

Record: 14-3 (5-1)

NO.	Name	Min	FG	3P	FT	Rebounds	Fouls	TP	AS	TO	ST	Blocks	+/-
			M-A	M-A	M-A	OR DR TOT	PF FD					BS BA	
21	Osun Osunniyi	C 25:25	5-6	0-0	1-4	3 4 7	4 3	11	1	0	1	1 1	17
2	Caleb Grill	G 36:42	4-9	3-7	6-6	0 6 6	2 4	17	1	1	1	0 0	9
3	Tamin Lipsey	G 30:20	1-5	0-0	4-4	1 2 3	2 5	6	6	3	3	1 1	12
13	Jaren Holmes	G 35:46	7-13	2-6	5-6	0 3 3	0 6	21	2	0	1	0 0	11
22	Gabe Kalscheur	G 33:46	5-12	3-8	3-4	0 1 1	3 6	16	1	1	0	0 0	14
0	Tre King	13:26	1-4	1-2	3-4	3 1 4	3 2	6	0	0	1	0 1	-10
12	Robert Jones	09:08	0-2	0-0	1-2	0 1 1	3 2	1	0	1	0	1 1	-12
4	Demarion Watson	10:00	0-1	0-1	0-0	0 2 2	2 0	0	1	0	0	0 0	8
24	Hason Ward	05:27	0-0	0-0	0-0	0 2 2	2 0	0	0	0	0	0 0	6
Team						2 1 3							
Totals			23-52	9-24	23-30	9 23 32	21 28	78	12	7	7	3 4	11

Technical Fouls:King 1st3:35

Shooting By Period		
1 st FG%	13-31	41.9%
3PT%	5-14	35.7%
FT%	5-7	71.4%
2 nd FG%	10-21	47.6%
3PT%	4-10	40.0%
FT%	18-23	78.3%
GM FG%	23-52	44.2%
3PT%	9-24	37.5%
FT%	23-30	76.7%

Dead Ball Rebounds: 6, 0

		TEX	ISU
Biggest lead	11 (1 st 9:36)	12 (2 nd 2:40)	
Best Scoring Run	6 (2 nd 14:03)	10 (1 st 4:46)	
Lead Changes	6		
Times Tied	5		
Time with Lead	16:12	18:08	

Game Notes:Fouled Out: TEX #0 Allen (154) ♦



Official Basketball Box Score - Final
Iowa St. at Oklahoma St.
01/21/23 Gallagher-Iba Arena, Stillwater
2022-23 Men's Basketball

Game Time: 1:00 PM
Game Duration: 2:16
Attendance: 6,656

Officials: Gary Maxwell, Antnio Petty, Brent Hampton

Iowa St. - 59

Record: 14-4 (5-2)

NO.	Name	Min	FG	3P	FT	Rebounds	Fouls	TP	AS	TO	ST	Blocks	+/-
			M-A	M-A	M-A	OR DR TOT	PF FD					BS BA	
21	Osun Osunniyi	C 23:28	7-15	0-1	1-4	4 3 7	1 2	15	0	1	0	3 1	5
2	Caleb Grill	G 17:11	0-1	0-1	0-0	1 2 3	2 0	0	0	0	0	0 0	6
3	Tamin Lipsey	G 22:45	3-6	0-0	2-3	1 0 1	3 2	8	3	0	2	0 0	-2
13	Jaren Holmes	G 36:59	3-13	0-1	2-2	3 4 7	2 2	8	6	4	0	0 1	1
22	Gabe Kalscheur	G 40:00	5-13	2-4	2-3	1 1 2	1 3	14	1	0	0	1 2	-2
0	Tre King	29:02	5-10	0-2	0-0	2 6 8	5 2	10	0	1	4	0 0	-2
12	Robert Jones	11:42	1-4	0-0	0-0	2 0 2	3 1	2	1	1	0	0 2	1
4	Demarion Watson	14:03	0-0	0-0	0-0	1 4 5	4 0	0	0	1	0	0 0	-9
24	Hason Ward	04:50	1-1	0-0	0-0	0 0 0	2 0	2	0	0	0	1 0	-7
Team						0 4 4							
Totals			25-63	2-9	7-12	15 24 39	23 12	59	11	10	6	5 6	-2

Technical Fouls:NONE

Shooting By Period		
1 st FG%	16-39	41.0%
3PT%	1-6	16.7%
FT%	2-2	100%
2 nd FG%	9-24	37.5%
FT%	5-10	50%
3PT%	1-3	33.3%
GM FG%	25-63	39.7%
3PT%	2-9	22.2%
FT%	7-12	58.3%

Dead Ball Rebounds: 2, 0

Oklahoma St. - 61

Record: 11-8 (3-4)

NO.	Name	Min	FG	3P	FT	Rebounds	Fouls	TP	AS	TO	ST	Blocks	+/-
			M-A	M-A	M-A	OR DR TOT	PF FD					BS BA	
4	Woody Newton	F 27:26	3-6	2-4	1-2	0 6 6	1 2	9	1	0	1	0 0	3
22	Kalib Boone	F 18:18	4-9	0-0	5-6	1 1 2	1 3	13	1	0	1	0 0	3
0	Avery Anderson, III	G 36:15	5-9	2-3	6-9	0 3 3	2 9	18	5	8	0	3 2	2
1	Bryce Thompson	G 09:31	0-1	0-1	1-2	0 0 0	2 1	1	0	2	0	0 0	-14
51	John-Michael Wright	G 25:20	3-6	2-4	0-0	0 1 1	1 1	8	2	1	0	0 0	8
23	Tyreek Smith	07:17	0-0	0-0	0-4	0 3 3	0 2	0	0	0	0	2 0	1
5	Caleb Asberry	33:42	2-5	2-4	1-3	1 5 6	2 4	7	2	2	0	0 0	9
33	Moussa Cisse	14:07	0-0	0-0	0-0	0 3 3	1 0	0	0	1	1	0 0	0
13	Quion Williams	12:34	0-1	0-1	0-0	2 0 2	1 0	0	0	1	0	0 0	-1
2	Chris Harris Jr.	15:30	1-4	1-4	2-2	1 0 1	1 1	5	1	1	0	0 0	0
Team						1 3 4							
Totals			18-41	9-21	16-28	6 25 31	12 23	61	12	16	3	6 5	2

Technical Fouls:NONE

		ISU	OSU
Biggest lead	16 (1 st 8:51)	3 (2 nd 1:42)	
Best Scoring Run	7 (1 st 12:53)	8 (2 nd 12:17)	
Lead Changes	1		
Times Tied	4		
Time with Lead	35:56	02:45	

		ISU	OSU
Points from Turnovers	17	12	
Paint	38	14	
Second Chance	11	2	
Fast Breaks	8	9	
Bench	14	12	

		ISU	OSU
Period by Period Scoring			
1st	2nd	TOT	
ISU	35	24	59
OSU	25	36	61

2022-23 IOWA STATE OVERALL STATS

Game Records

Record	Overall	Home	Away	Neutral
ALL GAMES	14-4	10-0	2-3	2-1
CONFERENCE	5-2	3-0	2-2	0-0
NON-CONFERENCE	9-2	7-0	0-1	2-1

Score by Periods

Team	1st	2nd	OT	TOT
Iowa St.	601	655	14	1270
Opponents	502	541	12	1055

Team Box Score

No.	Player				Total		3-Point		F-Throw		Rebounds											
		GP-GS	MIN	AVG	FG-FGA	FG%	3FG-3FGA	3FG%	FT-FTA	FT%	OFF	DEF	TOT	AVG	PF	DQ	A	TO	BLK	STL	PTS	AVG
13	HOLMES, Jaren	18-18	554:05	30.8	87-221	.394	20-55	.364	39-57	.684	17	45	62	3.4	39	0	59	45	1	23	233	12.9
22	KALSCHEUR, Gabe	18-8	561:55	31.2	83-196	.423	37-104	.356	27-35	.771	10	31	41	2.3	42	1	31	23	6	30	230	12.8
2	GRILL, Caleb	17-17	550:14	32.4	54-130	.415	38-101	.376	29-36	.806	9	64	73	4.3	30	0	24	27	1	27	175	10.3
21	OSUNNIYI, Osun	18-18	313:19	17.4	68-121	.562	3-9	.333	22-33	.667	36	35	71	3.9	45	1	22	21	19	7	161	8.9
5	KUNC, Aljaz	11-11	315:20	28.7	31-64	.484	14-39	.359	18-23	.783	17	48	65	5.9	17	0	25	13	4	13	94	8.5
3	LIPSEY, Tamin	18-18	495:24	27.5	51-97	.526	3-12	.250	16-20	.800	16	36	52	2.9	41	0	86	37	2	34	121	6.7
12	JONES, Robert	18-0	320:41	17.8	51-108	.472	0-0	.000	13-36	.361	31	36	67	3.7	48	1	20	24	7	15	115	6.4
0	KING, Tre	8-0	141:50	17.7	19-38	.500	2-6	.333	7-10	.700	11	21	32	4.0	24	1	0	6	1	10	47	5.9
24	WARD, Hason	16-0	132:40	8.3	24-36	.667	0-1	.000	2-6	.333	17	19	36	2.3	22	0	5	7	7	12	50	3.1
4	WATSON, Demarion	18-0	210:31	11.7	14-38	.368	4-15	.267	3-9	.333	20	33	53	2.9	19	0	7	8	8	6	35	1.9
1	KING, Eli	5-0	17:25	3.5	2-4	.500	1-2	.500	4-4	1.000	0	2	2	0.4	3	0	2	1	0	0	9	1.8
23	HAWLEY, Conrad	5-0	11:36	2.3	0-3	.000	0-0	.000	0-0	.000	2	4	6	1.2	1	0	0	0	0	0	0	0.0
Team											24	23	47					11				
Total		18	3625		484-1056	.458	122-344	.355	180-269	.669	210	397	607	33.7	331	4	281	223	56	177	1270	70.6
Opponents		18	3625		348-862	.404	122-401	.304	237-333	.712	159	407	566	31.4	296	3	197	340	53	122	1055	58.6

Team Statistics

	IOWAST	OPP
Scoring	1270	1055
Points per game	70.6	58.6
Scoring margin	+11.9	-
Field goals-att	484-1056	348-862
Field goal pct	.458	.404
3 point fg-att	122-344	122-401
3-point FG pct	.355	.304
3-pt FG made per game	6.8	6.8
Free throws-att	180-269	237-333
Free throw pct	.669	.712
F-Throws made per game	10.0	13.2
Rebounds	607	566
Rebounds per game	33.7	31.4
Rebounding margin	+2.3	-
Assists	281	197
Assists per game	15.6	10.9
Turnovers	223	340
Turnovers per game	12.4	18.9
Turnover margin	+6.5	-
Assist/turnover ratio	1.3	0.6
Steals	177	122
Steals per game	9.8	6.8
Blocks	56	53
Blocks per game	3.1	2.9
Winning streak	0	-
Home win streak	10	-
Attendance	129798	48582
Home games-Avg/Game	10-12980	5-9716
Neutral site-Avg/Game	-	3-5222

Team Results

Date	Opponent		Score	Att.
11/07/2022	IUPUI	W	88-39	12562
11/13/2022	N.C. A&T	W	80-43	12731
11/20/2022	Milwaukee	W	68-53	11785
11/24/2022	vs Villanova	Wot	81-79	6229
11/25/2022	vs North Carolina	W	70-65	4431
11/27/2022	vs UConn	L	53-71	5005
11/30/2022	North Dakota	W	63-44	12467
12/04/2022	St. John's (NY)	W	71-60	13377
12/08/2022	at Iowa	L	56-75	14535
12/11/2022	McNeese	W	77-40	12886
12/18/2022	Western Mich.	W	73-57	11992
12/31/2022	Baylor	W	77-62	14267
01/04/2023	at Oklahoma	W	63-60	4758
01/07/2023	at TCU	W	69-67	6333
01/10/2023	Texas Tech	W	84-50	13464
01/14/2023	at Kansas	L	60-62	16300
01/17/2023	Texas	W	78-67	14267
01/21/2023	at Oklahoma St.	L	59-61	6656

2022-23 IOWA STATE BIG 12 STATS

Game Records

Record	Overall	Home	Away	Neutral
ALL GAMES	5-2	3-0	2-2	0-0
CONFERENCE	5-2	3-0	2-2	0-0
NON-CONFERENCE	0-0	0-0	0-0	0-0

Score by Periods

Team	1st	2nd	OT	TOT
Iowa St.	237	253	0	490
Opponents	199	230	0	429

Team Box Score

No.	Player				Total		3-Point		F-Throw		Rebounds													
		GP-GS	MIN	AVG	FG-FGA	FG%	3FG-3FGA	3FG%	FT-FTA	FT%	OFF	DEF	TOT	AVG	PF	DQ	A	TO	BLK	STL	PTS	AVG		
22	KALSCHUR, Gabe	7-7	253:04	36.2	44-91	.484	21-45	.467	16-22	.727	7	15	22	3.1	19	0	10	5	5	9	125	17.9		
13	HOLMES, Jaren	7-7	227:32	32.5	32-80	.400	6-19	.316	11-12	.917	7	17	24	3.4	11	0	25	17	0	7	81	11.6		
2	GRILL, Caleb	7-7	228:03	32.6	20-49	.408	19-45	.422	16-21	.762	4	26	30	4.3	13	0	12	13	0	12	75	10.7		
21	OSUNNIYI, Osun	7-7	142:25	20.3	30-52	.577	1-4	.250	8-17	.471	18	22	40	5.7	21	1	6	4	14	1	69	9.9		
3	LIPSEY, Tamin	7-7	195:44	28.0	23-46	.500	1-5	.200	7-9	.778	7	16	23	3.3	15	0	38	19	1	13	54	7.7		
0	KING, Tre	7-0	125:28	17.9	14-32	.438	2-6	.333	6-9	.667	11	19	30	4.3	22	1	0	5	1	8	36	5.1		
12	JONES, Robert	7-0	116:22	16.6	13-37	.351	0-0	.000	3-10	.300	11	14	25	3.6	15	0	5	10	3	3	29	4.1		
1	KING, Eli	1-0	03:14	3.2	0-2	.000	0-1	.000	2-2	1.000	0	0	0	0.0	0	0	0	0	0	0	2	2.0		
24	WARD, Hason	5-0	22:30	4.5	4-5	.800	0-0	.000	1-2	.500	2	4	6	1.2	5	0	0	1	3	1	9	1.8		
4	WATSON, Demarion	7-0	82:24	11.8	4-11	.364	2-4	.500	0-3	.000	4	12	16	2.3	9	0	3	1	5	2	10	1.4		
23	HAWLEY, Conrad	1-0	03:14	3.2	0-1	.000	0-0	.000	0-0	.000	1	1	2	2.0	1	0	0	0	0	0	0	0.0		
Team											14	11	25					7						
Total		7	1400		184-406	.453	52-129	.403	70-107	.654	86	157	243	34.7	131	2	99	82	32	56	490	70.0		
Opponents		7	1400		145-335	.433	43-144	.299	96-140	.686	51	153	204	29.1	110	1	84	110	36	44	429	61.3		

Team Statistics

	IOWAST	OPP
Scoring	490	429
Points per game	70.0	61.3
Scoring margin	+8.7	-
Field goals-att	184-406	145-335
Field goal pct	.453	.433
3 point fg-att	52-129	43-144
3-point FG pct	.403	.299
3-pt FG made per game	7.4	6.1
Free throws-att	70-107	96-140
Free throw pct	.654	.686
F-Throws made per game	10.0	13.7
Rebounds	243	204
Rebounds per game	34.7	29.1
Rebounding margin	+5.6	-
Assists	99	84
Assists per game	14.1	12.0
Turnovers	82	110
Turnovers per game	11.7	15.7
Turnover margin	+4.0	-
Assist/turnover ratio	1.2	0.8
Steals	56	44
Steals per game	8.0	6.3
Blocks	32	36
Blocks per game	4.6	5.1
Winning streak	0	-
Home win streak	3	-
Attendance	41998	34047
Home games-Avg/Game	3-13999	4-8512
Neutral site-Avg/Game	-	0-0

Team Results

Date	Opponent		Score	Att.
12/31/2022	Baylor	W	77-62	14267
01/04/2023	at Oklahoma	W	63-60	4758
01/07/2023	at TCU	W	69-67	6333
01/10/2023	Texas Tech	W	84-50	13464
01/14/2023	at Kansas	L	60-62	16300
01/17/2023	Texas	W	78-67	14267
01/21/2023	at Oklahoma St.	L	59-61	6656

2022-23 IOWA STATE SEASON/CAREER STATS

Summary

Player	Season Statistics										Career Statistics									
	GP-GS	MIN/G	FG%	3FG%	FT%	R/G	A/G	STL	BLK	PTS/G	GP-GS	MIN/G	FG%	3FG%	FT%	R/G	A/G	STL	BLK	PTS/G
GRILL, Caleb	17-17	32.4	.415	.376	.806	4.3	1.4	27	1	10.3	108-46	24.9	.389	.341	.700	2.8	1.4	113	12	6.6
HAWLEY, Conrad	5-0	2.3	.000	.000	.000	1.2	0.0	0	0	0.0	5-0	2.3	.000	.000	.000	1.2	0.0	0	0	0.0
HOLMES, Jaren	18-18	30.8	.394	.364	.684	3.4	3.3	23	1	12.9	96-95	33.9	.411	.342	.729	4.7	2.8	93	18	13.1
JONES, Robert	18-0	17.8	.472	.000	.361	3.7	1.1	15	7	6.4	98-46	18.3	.534	.000	.426	3.8	0.8	62	47	6.4
KALSCHEUR, Gabe	18-8	31.2	.423	.356	.771	2.3	1.7	30	6	12.8	141-130	31.4	.380	.323	.745	2.4	1.5	148	31	10.5
KING, Eli	5-0	3.5	.500	.500	1.000	0.4	0.4	0	0	1.8	5-0	3.5	.500	.500	1.000	0.4	0.4	0	0	1.8
KING, Tre	8-0	17.7	.500	.333	.700	4.0	0.0	10	1	5.9	100-77	23.0	.495	.272	.718	5.1	0.7	117	77	10.2
KUNC, Aljaz	11-11	28.7	.484	.359	.783	5.9	2.3	13	4	8.5	129-47	18.8	.412	.349	.763	3.5	0.8	84	47	5.1
LIPSEY, Tamin	18-18	27.5	.526	.250	.800	2.9	4.8	34	2	6.7	18-18	27.5	.526	.250	.800	2.9	4.8	34	2	6.7
OSUNNIYI, Osun	18-18	17.4	.562	.333	.667	3.9	1.2	7	19	8.9	129-111	28.4	.590	.333	.646	7.5	1.4	76	324	9.8
WARD, Hason	16-0	8.3	.667	.000	.333	2.3	0.3	12	7	3.1	95-35	15.3	.584	.000	.680	3.8	0.6	59	126	5.0
WATSON, Demarion	18-0	11.7	.368	.267	.333	2.9	0.4	6	8	1.9	18-0	11.7	.368	.267	.333	2.9	0.4	6	8	1.9

Scoring

Player	Season Statistics								Career Statistics							
	FG-FGA	FG%	3FG-3FGA	3FG%	FT-FTA	FT%	PTS	PTS/G	FG-FGA	FG%	3FG-3FGA	3FG%	FT-FTA	FT%	PTS	PTS/G
GRILL, Caleb	54-130	.415	38-101	.376	29-36	.806	175	10.3	241-619	.389	163-478	.341	63-90	.700	708	6.6
HAWLEY, Conrad	0-3	.000	0-0	.000	0-0	.000	0	0.0	0-3	.000	0-0	.000	0-0	.000	0	0.0
HOLMES, Jaren	87-221	.394	20-55	.364	39-57	.684	233	12.9	438-1065	.411	114-333	.342	263-361	.729	1253	13.1
JONES, Robert	51-108	.472	0-0	.000	13-36	.361	115	6.4	269-504	.534	0-0	.000	92-216	.426	630	6.4
KALSCHEUR, Gabe	83-196	.423	37-104	.356	27-35	.771	230	12.8	511-1346	.380	257-795	.323	202-271	.745	1481	10.5
KING, Eli	2-4	.500	1-2	.500	4-4	1.000	9	1.8	2-4	.500	1-2	.500	4-4	1.000	9	1.8
KING, Tre	19-38	.500	2-6	.333	7-10	.700	47	5.9	402-812	.495	28-103	.272	188-262	.718	1020	10.2
KUNC, Aljaz	31-64	.484	14-39	.359	18-23	.783	94	8.5	212-514	.412	105-301	.349	132-173	.763	661	5.1
LIPSEY, Tamin	51-97	.526	3-12	.250	16-20	.800	121	6.7	51-97	.526	3-12	.250	16-20	.800	121	6.7
OSUNNIYI, Osun	68-121	.562	3-9	.333	22-33	.667	161	8.9	529-896	.590	4-12	.333	199-308	.646	1261	9.8
WARD, Hason	24-36	.667	0-1	.000	2-6	.333	50	3.1	205-351	.584	0-13	.000	66-97	.680	476	5.0
WATSON, Demarion	14-38	.368	4-15	.267	3-9	.333	35	1.9	14-38	.368	4-15	.267	3-9	.333	35	1.9

Totals

Player	Season Statistics									Career Statistics								
	O-REB	D-REB	TOTAL	PF	FO	A	TO	A/TO		O-REB	D-REB	TOTAL	PF	FO	A	TO	A/TO	
GRILL, Caleb	9	64	73	30	0	24	27	0.9		38	260	298	191	2	155	101	1.5	
HAWLEY, Conrad	2	4	6	1	0	0	0	0.0		2	4	6	1	0	0	0	0.0	
HOLMES, Jaren	17	45	62	39	0	59	45	1.3		101	351	452	199	0	271	185	1.5	
JONES, Robert	31	36	67	48	1	20	24	0.8		141	231	372	244	10	80	134	0.6	
KALSCHEUR, Gabe	10	31	41	42	1	31	23	1.3		92	248	340	371	9	216	228	0.9	
KING, Eli	0	2	2	3	0	2	1	2.0		0	2	2	3	0	2	1	2.0	
KING, Tre	11	21	32	24	1	0	6	0.0		186	326	512	338	21	73	152	0.5	
KUNC, Aljaz	17	48	65	17	0	25	13	1.9		120	335	455	224	3	97	83	1.2	
LIPSEY, Tamin	16	36	52	41	0	86	37	2.3		16	36	52	41	0	86	37	2.3	
OSUNNIYI, Osun	36	35	71	45	1	22	21	1.0		334	635	969	331	8	175	164	1.1	
WARD, Hason	17	19	36	22	0	5	7	0.7		112	245	357	184	4	61	95	0.6	
WATSON, Demarion	20	33	53	19	0	7	8	0.9		20	33	53	19	0	7	8	0.9	

Game Records

Record	Overall			Home	Away	Neutral
ALL GAMES	14-4			10-0	2-3	2-1
CONFERENCE	5-2			3-0	2-2	0-0
NON-CONFERENCE	9-2			7-0	0-1	2-1

Team Box Score Extended

	No.	Player	GP-GS			Total			3-Point			F-Throw			Rebounds																				
			MIN	AVG		FG-FGA	FG%	3FG-3FGA	3FG%	FT-FTA	FT%	OFF	DEF	TOT	AVG	PF	DQ	A	A/G	TO	TO/G	A/TO	BLK	BLK/G	STL	STL/G	PTS	AVG							
Opponents	13	HOLMES, Jaren	18-18	554:05	30.8	87-221	.394	20-55	.364	39-57	.684	17	45	62	3.4	39	0	59	3.28	45	2.50	1.31	1	0.06	23	1.28	233	12.9							
	22	KALSCHUR, Gabe	18-8	561:55	31.2	83-196	.423	37-104	.356	27-35	.771	10	31	41	2.3	42	1	31	1.72	23	1.28	1.35	6	0.33	30	1.67	230	12.8							
	2	GRILL, Caleb	17-17	550:14	32.4	54-130	.415	38-101	.376	29-36	.806	9	64	73	4.3	30	0	24	1.41	27	1.59	0.89	1	0.06	27	1.59	175	10.3							
	21	OSUNNIYI, Osun	18-18	313:19	17.4	68-121	.562	3-9	.333	22-33	.667	36	35	71	3.9	45	1	22	1.22	21	1.17	1.05	19	1.06	7	0.39	161	8.9							
	5	KUNC, Aljaz	11-11	315:20	28.7	31-64	.484	14-39	.359	18-23	.783	17	48	65	5.9	17	0	25	2.27	13	1.18	1.92	4	0.36	13	1.18	94	8.5							
	3	LIPSEY, Tamin	18-18	495:24	27.5	51-97	.526	3-12	.250	16-20	.800	16	36	52	2.9	41	0	86	4.78	37	2.06	2.32	2	0.11	34	1.89	121	6.7							
	12	JONES, Robert	18-0	320:41	17.8	51-108	.472	0-0	.000	13-36	.361	31	36	67	3.7	48	1	20	1.11	24	1.33	0.83	7	0.39	15	0.83	115	6.4							
	0	KING, Tre	8-0	141:50	17.7	19-38	.500	2-6	.333	7-10	.700	11	21	32	4.0	24	1	0	0.00	6	0.75	0.00	1	0.13	10	1.25	47	5.9							
	24	WARD, Hason	16-0	132:40	8.3	24-36	.667	0-1	.000	2-6	.333	17	19	36	2.3	22	0	5	0.31	7	0.44	0.71	7	0.44	12	0.75	50	3.1							
	4	WATSON, Demarion	18-0	210:31	11.7	14-38	.368	4-15	.267	3-9	.333	20	33	53	2.9	19	0	7	0.39	8	0.44	0.88	8	0.44	6	0.33	35	1.9							
	1	KING, Eli	5-0	17:25	3.5	2-4	.500	1-2	.500	4-4	1.000	0	2	2	0.4	3	0	2	0.40	1	0.20	2.00	0	0.00	0	0.00	9	1.8							
	23	HAWLEY, Conrad	5-0	11:36	2.3	0-3	.000	0-0	.000	0-0	.000	2	4	6	1.2	1	0	0	0.00	0	0.00	0.00	0	0.00	0	0.00	0	0.0							
	Total			18	3625		484-1056	.458	122-344	.355	180-269	.669	210	397	607	33.7	331	4	281	15.61	223	12.39	1.26	56	3.11	177	9.83	1270	70.6						
	Opponents			18	3625		348-862	.404	122-401	.304	237-333	.712	159	407	566	31.4	296	3	197	10.94	340	18.89	0.58	53	2.94	122	6.78	1055	58.6						

Score by Periods

Team	1st	2nd	OT	TOT
Iowa St.	601	655	14	1270
Opponents	502	541	12	1055

2022-23 IOWA STATE COMPARISON STATS

Opponent	1st	2nd	Score	Mar	Total FG	FG Pct	3-Pointers	3FG Pct	Free Throws	FT Pct	Rebounds	Assist	T/Over	Block	Steal	Fouls
IUPUI	45/22	43/17	88-39	+49	32-62/14-42	.516/.333	6-19/2-13	.316/.154	18-23/9-16	.783/.563	41/25 +16	20/4	14/29	4/2	15/7	18/24
N.C.A&T	39/16	41/27	80-43	+37	32-68/11-43	.471/.256	6-20/5-24	.300/.208	10-13/16-21	.769/.762	44/25 +19	15/6	11/19	1/1	9/8	18/15
MILWAUKEE	37/26	31/27	68-53	+15	26-67/17-43	.388/.395	6-28/7-20	.214/.350	10-15/12-18	.667/.667	38/35 +3	12/8	14/27	6/3	11/8	17/16
Villanova	34/34	33/33	81-79	+2	30-66/23-57	.455/.404	8-28/13-36	.286/.361	13-15/20-25	.867/.800	37/36 +1	22/17	16/18	3/0	12/8	23/19
North Carolina	32/34	38/31	70-65	+5	25-57/22-50	.439/.440	9-20/3-18	.450/.167	11-15/18-25	.733/.720	29/36 (7)	17/12	10/14	2/2	8/7	23/19
UConn	28/38	25/33	53-71	(18)	22-54/22-53	.407/.415	3-13/7-26	.231/.269	6-10/20-25	.600/.800	19/48 (29)	9/16	12/19	0/2	13/5	21/15
NORTH DAKOTA	26/24	37/20	63-44	+19	24-57/17-48	.421/.354	7-16/7-26	.438/.269	8-16/3-3	.500/1000	38/29 +9	14/10	12/20	1/1	12/5	10/14
ST. JOHN'S (NY)	33/22	38/38	71-60	+11	24-56/19-53	.429/.358	5-13/3-16	.385/.188	18-28/19-25	.643/.760	36/37 (1)	17/6	12/20	1/2	13/6	22/20
Iowa	20/40	36/35	56-75	(19)	24-59/24-48	.407/.500	3-22/12-23	.136/.522	5-7/15-19	.714/.789	29/35 (6)	11/16	15/18	2/4	8/6	20/12
MCNEESE	33/24	44/16	77-40	+37	30-55/14-38	.545/.368	10-18/7-21	.556/.333	7-12/5-11	.583/.455	27/29 (2)	21/8	14/30	2/0	9/9	14/21
WESTERN MICH.	37/23	36/34	73-57	+16	31-49/20-52	.633/.385	7-18/13-34	.389/.382	4-8/4-5	.500/.800	26/27 (1)	24/10	11/16	2/0	11/9	14/11
BAYLOR	34/31	43/31	77-62	+15	26-52/20-53	.500/.377	10-23/5-22	.435/.227	15-20/17-23	.750/.739	30/32 (2)	17/7	15/19	4/3	9/7	21/19
Oklahoma	29/29	34/31	63-60	+3	22-51/22-49	.431/.449	7-15/7-22	.467/.318	12-16/9-9	.750/1000	28/29 (1)	10/15	11/13	5/2	9/8	14/15
TCU	36/30	33/37	69-67	+2	31-59/22-44	.525/.500	4-16/7-15	.250/.467	3-9/16-28	.333/.571	32/27 +5	17/14	15/18	4/9	7/3	21/13
TEXAS TECH	39/20	45/30	84-50	+34	34-69/19-52	.493/.365	12-22/5-26	.545/.192	4-10/7-10	.400/.700	45/28 +17	20/10	11/19	6/6	9/9	15/11
Kansas	28/29	32/33	60-62	(2)	23-60/22-48	.383/.458	8-20/6-21	.400/.286	6-10/12-20	.600/.600	37/32 +5	12/15	13/12	5/6	9/9	16/12
TEXAS	36/35	42/32	78-67	+11	23-52/22-48	.442/.458	9-24/4-17	.375/.235	23-30/19-22	.767/.864	32/25 +7	12/11	7/13	3/4	7/5	21/28
Oklahoma St.	35/25	24/36	59-61	(2)	25-63/18-41	.397/.439	2-9/9-21	.222/.429	7-12/16-28	.583/.571	39/31 +8	11/12	10/16	5/6	6/3	23/12

Note: Game totals are displayed in the format TEAM/OPPONENT for each category

2022-23 IOWA STATE PLAYER GAME-BY-GAME STATS

#0 KING, Tre

Opponent	Date	GS	MIN	Total		3-Pointers		Free throws		Rebounds				PF	A	TO	BLK	STL	PTS	AVG
				FG-FGA	PCT	3FG-3FGA	PCT	FT-FTA	PCT	OFF	DEF	TOT	AVG							
Western Mich.	12/18/2022		16:22	5-6	.833	0-0	.000	1-1	1.000	0	2	2	2.0	2	0	1	0	2	11	11.0
Baylor	12/31/2022		19:29	1-1	1.000	0-0	.000	0-0	.000	2	3	5	3.5	3	0	1	0	1	2	6.5
at Oklahoma	01/04/2023		20:58	0-0	.000	0-0	.000	1-2	.500	0	4	4	3.7	2	0	1	1	1	1	4.7
at TCU	01/07/2023		17:48	5-10	.500	0-1	.000	2-3	.667	2	2	4	3.8	3	0	1	0	1	12	6.5
Texas Tech	01/10/2023		17:00	2-7	.286	1-1	1.000	0-0	.000	2	3	5	4.0	3	0	0	0	0	5	6.2
at Kansas	01/14/2023		07:45	0-0	.000	0-0	.000	0-0	.000	0	0	0	3.3	3	0	1	0	0	0	5.2
Texas	01/17/2023		13:26	1-4	.250	1-2	.500	3-4	.750	3	1	4	3.4	3	0	0	0	1	6	5.3
at Oklahoma St.	01/21/2023		29:02	5-10	.500	0-2	.000	0-0	.000	2	6	8	4.0	5	0	1	0	4	10	5.9
Totals		0	141:50	19-38	.500	2-6	.333	7-10	.700	11	21	32	4.0	24	0	6	1	10	47	5.9

Player Averages

Games Played	Minutes/game	Points/game	FG Pct	3FG Pct	FT Pct	Rebounds/game	Assists/game	Turnovers/game	Assist/Turnover ratio	Steals/game	Blocks/game
8	17.7	5.9	50.0	33.3	70.0	4.0	0.0	0.8	0.0	1.3	0.1

#1 KING, Eli

Opponent	Date	GS	MIN	Total		3-Pointers		Free throws		Rebounds				PF	A	TO	BLK	STL	PTS	AVG
				FG-FGA	PCT	3FG-3FGA	PCT	FT-FTA	PCT	OFF	DEF	TOT	AVG							
IUPUI	11/07/2022		06:45	1-1	1.000	0-0	.000	0-0	.000	0	1	1	1.0	3	2	0	0	0	2	2.0
N.C. A&T	11/13/2022		03:15	0-0	.000	0-0	.000	0-0	.000	0	0	0	0.5	0	0	0	0	0	0	1.0
North Dakota	11/30/2022		01:18	0-0	.000	0-0	.000	0-0	.000	0	0	0	0.3	0	0	1	0	0	0	0.7
McNeese	12/11/2022		02:53	1-1	1.000	1-1	1.000	2-2	1.000	0	1	1	0.5	0	0	0	0	0	5	1.8
Texas Tech	01/10/2023		03:14	0-2	.000	0-1	.000	2-2	1.000	0	0	0	0.4	0	0	0	0	0	2	1.8
Totals		0	17:25	2-4	.500	1-2	.500	4-4	1.000	0	2	2	0.4	3	2	1	0	0	9	1.8

Player Averages

Games Played	Minutes/game	Points/game	FG Pct	3FG Pct	FT Pct	Rebounds/game	Assists/game	Turnovers/game	Assist/Turnover ratio	Steals/game	Blocks/game
5	3.5	1.8	50.0	50.0	100.0	0.4	0.4	0.2	2.0	0.0	0.0

#2 GRILL, Caleb

Opponent	Date	GS	MIN	Total		3-Pointers		Free throws		Rebounds				PF	A	TO	BLK	STL	PTS	AVG
				FG-FGA	PCT	3FG-3FGA	PCT	FT-FTA	PCT	OFF	DEF	TOT	AVG							
IUPUI	11/07/2022	*	31:34	3-11	.273	1-6	.167	2-2	1.000	0	7	7	7.0	0	2	3	0	2	9	9.0
N.C. A&T	11/13/2022	*	28:13	1-6	.167	1-6	.167	1-2	.500	0	4	4	5.5	2	1	1	0	0	4	6.5
Milwaukee	11/20/2022	*	26:52	4-11	.364	1-8	.125	2-2	1.000	1	0	1	4.0	4	0	3	0	1	11	8.0
vs Villanova	11/24/2022	*	38:13	1-5	.200	1-4	.250	2-2	1.000	1	1	2	3.5	2	2	1	0	2	5	7.3
vs North Carolina	11/25/2022	*	38:15	11-15	.733	7-11	.636	2-2	1.000	0	2	2	3.2	2	1	0	1	0	31	12.0
vs UConn	11/27/2022	*	27:42	0-5	.000	0-3	.000	1-2	.500	0	2	2	3.0	3	1	1	0	2	1	10.2
North Dakota	11/30/2022	*	34:22	6-9	.667	4-5	.800	0-0	.000	1	4	5	3.3	0	1	3	0	3	16	11.0
St. John's (NY)	12/04/2022	*	33:33	2-6	.333	1-3	.333	2-2	1.000	1	9	10	4.1	3	2	0	0	5	7	10.5
at Iowa	12/08/2022	*	30:26	1-6	.167	0-5	.000	0-0	.000	0	4	4	4.1	0	1	1	0	0	2	9.6
Western Mich.	12/18/2022	*	33:01	5-7	.714	3-5	.600	1-1	1.000	1	5	6	4.3	1	1	1	0	0	14	10.0
Baylor	12/31/2022	*	37:05	5-9	.556	5-9	.556	3-5	.600	1	6	7	4.5	2	4	2	0	1	18	10.7
at Oklahoma	01/04/2023	*	36:25	5-9	.556	5-9	.556	5-5	1.000	0	1	1	4.3	2	1	3	0	4	20	11.5
at TCU	01/07/2023	*	35:16	1-5	.200	1-5	.200	0-0	.000	1	4	5	4.3	1	2	2	0	1	3	10.8
Texas Tech	01/10/2023	*	31:15	4-8	.500	4-8	.500	2-5	.400	1	3	4	4.3	2	4	3	0	3	14	11.1
at Kansas	01/14/2023	*	34:09	1-8	.125	1-6	.167	0-0	.000	0	4	4	4.3	2	0	2	0	2	3	10.5
Texas	01/17/2023	*	36:42	4-9	.444	3-7	.429	6-6	1.000	0	6	6	4.4	2	1	1	0	1	17	10.9
at Oklahoma St.	01/21/2023	*	17:11	0-1	.000	0-1	.000	0-0	.000	1	2	3	4.3	2	0	0	0	0	0	10.3
Totals		17	550:14	54-130	.415	38-101	.376	29-36	.806	9	64	73	4.3	30	24	27	1	27	175	10.3

Player Averages

Games Played	Minutes/game	Points/game	FG Pct	3FG Pct	FT Pct	Rebounds/game	Assists/game	Turnovers/game	Assist/Turnover ratio	Steals/game	Blocks/game
17	32.4	10.3	41.5	37.6	80.6	4.3	1.4	1.6	0.9	1.6	0.1

2022-23 IOWA STATE PLAYER GAME-BY-GAME STATS

#3 LIPSEY, Tamin

Opponent	Date	GS	MIN	Total		3-Pointers		Free throws		Rebounds				PF	A	TO	BLK	STL	PTS	AVG
				FG-FGA	PCT	3FG-3FGA	PCT	FT-FTA	PCT	OFF	DEF	TOT	AVG							
IUPUI	11/07/2022	*	17:21	0-1	.000	0-0	.000	0-0	.000	1	1	2	2.0	4	5	0	0	2	0	0.0
N.C. A&T	11/13/2022	*	24:29	4-6	.667	0-0	.000	2-2	1.000	0	4	4	3.0	2	3	2	0	2	10	5.0
Milwaukee	11/20/2022	*	34:59	1-6	.167	0-3	.000	2-3	.667	1	3	4	3.3	1	4	2	0	2	4	4.7
vs Villanova	11/24/2022	*	16:17	0-0	.000	0-0	.000	4-4	1.000	1	2	3	3.3	1	3	4	0	2	4	4.5
vs North Carolina	11/25/2022	*	27:27	1-3	.333	0-0	.000	0-0	.000	1	0	1	2.8	2	6	2	0	1	2	4.0
vs UConn	11/27/2022	*	29:02	6-9	.667	0-0	.000	0-0	.000	1	1	2	2.7	4	3	1	0	2	12	5.3
North Dakota	11/30/2022	*	32:14	5-7	.714	1-1	1.000	0-0	.000	1	2	3	2.7	0	4	1	0	4	11	6.1
St. John's (NY)	12/04/2022	*	24:01	3-4	.750	0-0	.000	1-2	.500	0	1	1	2.5	3	2	0	0	1	7	6.3
at Iowa	12/08/2022	*	32:52	5-8	.625	1-2	.500	0-0	.000	3	2	5	2.8	4	5	2	1	2	11	6.8
McNeese	12/11/2022	*	30:42	2-5	.400	0-1	.000	0-0	.000	0	1	1	2.6	2	8	2	0	1	4	6.5
Western Mich.	12/18/2022	*	30:16	1-2	.500	0-0	.000	0-0	.000	0	3	3	2.6	3	5	2	0	2	2	6.1
Baylor	12/31/2022	*	28:34	4-6	.667	0-1	.000	0-0	.000	2	3	5	2.8	4	8	4	0	3	8	6.3
at Oklahoma	01/04/2023	*	27:35	4-7	.571	0-0	.000	1-2	.500	2	2	4	2.9	3	4	3	0	2	9	6.5
at TCU	01/07/2023	*	27:58	5-8	.625	0-1	.000	0-0	.000	0	4	4	3.0	3	3	2	0	1	10	6.7
Texas Tech	01/10/2023	*	27:06	4-9	.444	1-2	.500	0-0	.000	1	3	4	3.1	0	8	3	0	1	9	6.9
at Kansas	01/14/2023	*	31:26	2-5	.400	0-1	.000	0-0	.000	0	2	2	3.0	0	6	4	0	1	4	6.7
Texas	01/17/2023	*	30:20	1-5	.200	0-0	.000	4-4	1.000	1	2	3	3.0	2	6	3	1	3	6	6.6
at Oklahoma St.	01/21/2023	*	22:45	3-6	.500	0-0	.000	2-3	.667	1	0	1	2.9	3	3	0	0	2	8	6.7
Totals			18 495:24	51-97	.526	3-12	.250	16-20	.800	16	36	52	2.9	41	86	37	2	34	121	6.7

Player Averages

Games Played	Minutes/game	Points/game	FG Pct	3FG Pct	FT Pct	Rebounds/game	Assists/game	Turnovers/game	Assist/Turnover ratio	Steals/game	Blocks/game
18	27.5	6.7	52.6	25.0	80.0	2.9	4.8	2.1	2.3	1.9	0.1

#4 WATSON, Demarion

Opponent	Date	GS	MIN	Total		3-Pointers		Free throws		Rebounds				PF	A	TO	BLK	STL	PTS	AVG
				FG-FGA	PCT	3FG-3FGA	PCT	FT-FTA	PCT	OFF	DEF	TOT	AVG							
IUPUI	11/07/2022		14:31	3-5	.600	0-2	.000	1-2	.500	1	1	2	2.0	1	1	1	0	0	7	7.0
N.C. A&T	11/13/2022		11:56	0-2	.000	0-0	.000	1-2	.500	3	1	4	3.0	0	0	0	0	0	1	4.0
Milwaukee	11/20/2022		21:02	1-3	.333	0-0	.000	0-0	.000	3	5	8	4.7	2	0	1	1	1	2	3.3
vs Villanova	11/24/2022		08:34	0-1	.000	0-1	.000	0-0	.000	2	1	3	4.3	1	0	0	0	0	0	2.5
vs North Carolina	11/25/2022		01:45	0-0	.000	0-0	.000	0-0	.000	0	0	0	3.4	0	0	1	0	0	0	2.0
vs UConn	11/27/2022		07:05	1-3	.333	0-1	.000	0-0	.000	1	0	1	3.0	0	1	0	0	1	2	2.0
North Dakota	11/30/2022		21:28	1-3	.333	1-3	.333	0-0	.000	4	6	10	4.0	1	0	1	1	1	3	2.1
St. John's (NY)	12/04/2022		15:02	2-5	.400	0-1	.000	1-2	.500	1	2	3	3.9	3	0	1	1	1	5	2.5
at Iowa	12/08/2022		07:06	0-1	.000	0-1	.000	0-0	.000	0	2	2	3.7	1	0	1	0	0	0	2.2
McNeese	12/11/2022		15:57	1-2	.500	1-1	1.000	0-0	.000	1	2	3	3.6	1	0	1	0	0	3	2.3
Western Mich.	12/18/2022		03:41	1-2	.500	0-1	.000	0-0	.000	0	1	1	3.4	0	2	0	0	0	2	2.3
Baylor	12/31/2022		07:26	0-1	.000	0-0	.000	0-0	.000	0	2	2	3.3	0	0	0	1	0	0	2.1
at Oklahoma	01/04/2023		03:20	0-0	.000	0-0	.000	0-0	.000	0	0	0	3.0	0	0	0	0	0	0	1.9
at TCU	01/07/2023		12:24	1-2	.500	0-0	.000	0-0	.000	1	2	3	3.0	1	0	0	2	0	2	1.9
Texas Tech	01/10/2023		16:31	1-3	.333	0-1	.000	0-1	.000	1	1	2	2.9	2	0	0	0	0	2	1.9
at Kansas	01/14/2023		18:40	2-4	.500	2-2	1.000	0-2	.000	1	1	2	2.9	0	2	0	2	2	6	2.2
Texas	01/17/2023		10:00	0-1	.000	0-1	.000	0-0	.000	0	2	2	2.8	2	1	0	0	0	0	2.1
at Oklahoma St.	01/21/2023		14:03	0-0	.000	0-0	.000	0-0	.000	1	4	5	2.9	4	0	1	0	0	0	1.9
Totals			0 210:31	14-38	.368	4-15	.267	3-9	.333	20	33	53	2.9	19	7	8	8	6	35	1.9

Player Averages

Games Played	Minutes/game	Points/game	FG Pct	3FG Pct	FT Pct	Rebounds/game	Assists/game	Turnovers/game	Assist/Turnover ratio	Steals/game	Blocks/game
18	11.7	1.9	36.8	26.7	33.3	2.9	0.4	0.4	0.9	0.3	0.4

2022-23 IOWA STATE PLAYER GAME-BY-GAME STATS

#5 KUNC, Aljaz

Opponent	Date	GS	MIN	Total		3-Pointers		Free throws		Rebounds				PF	A	TO	BLK	STL	PTS	AVG
				FG-FGA	PCT	3FG-3FGA	PCT	FT-FTA	PCT	OFF	DEF	TOT	AVG							
IUPUI	11/07/2022	*	22:37	3-4	.750	0-1	.000	3-3	1.000	3	4	7	7.0	0	2	1	1	1	9	9.0
N.C. A&T	11/13/2022	*	23:03	6-9	.667	2-4	.500	3-3	1.000	5	5	10	8.5	0	4	1	0	2	17	13.0
Milwaukee	11/20/2022	*	31:56	4-10	.400	2-8	.250	0-0	.000	1	3	4	7.0	2	0	3	3	3	10	12.0
vs Villanova	11/24/2022	*	35:18	2-6	.333	2-5	.400	0-0	.000	0	6	6	6.8	1	2	1	0	2	6	10.5
vs North Carolina	11/25/2022	*	33:19	0-3	.000	0-2	.000	0-0	.000	2	4	6	6.6	3	1	0	0	0	0	8.4
vs UConn	11/27/2022	*	24:31	1-1	1.000	1-1	1.000	0-1	.000	0	5	5	6.3	3	1	1	0	0	3	7.5
North Dakota	11/30/2022	*	24:07	1-4	.250	1-3	.333	3-4	.750	2	3	5	6.1	2	6	1	0	2	6	7.3
St. John's (NY)	12/04/2022	*	32:26	3-6	.500	1-4	.250	5-8	.625	1	7	8	6.4	1	3	2	0	1	12	7.9
at Iowa	12/08/2022	*	27:05	1-4	.250	1-3	.333	2-2	1.000	1	2	3	6.0	4	0	1	0	1	5	7.6
McNeese	12/11/2022	*	34:44	8-12	.667	3-5	.600	2-2	1.000	1	7	8	6.2	0	3	2	0	1	21	8.9
Western Mich.	12/18/2022	*	26:13	2-5	.400	1-3	.333	0-0	.000	1	2	3	5.9	1	3	0	0	0	5	8.5
Totals		11	315:20	31-64	.484	14-39	.359	18-23	.783	17	48	65	5.9	17	25	13	4	13	94	8.5

Player Averages

Games Played	Minutes/game	Points/game	FG Pct	3FG Pct	FT Pct	Rebounds/game	Assists/game	Turnovers/game	Assist/Turnover ratio	Steals/game	Blocks/game
11	28.7	8.5	48.4	35.9	78.3	5.9	2.3	1.2	1.9	1.2	0.4

#12 JONES, Robert

Opponent	Date	GS	MIN	Total		3-Pointers		Free throws		Rebounds				PF	A	TO	BLK	STL	PTS	AVG
				FG-FGA	PCT	3FG-3FGA	PCT	FT-FTA	PCT	OFF	DEF	TOT	AVG							
IUPUI	11/07/2022		16:56	2-4	.500	0-0	.000	2-2	1.000	1	1	2	2.0	2	1	3	1	2	6	6.0
N.C. A&T	11/13/2022		17:24	3-3	1.000	0-0	.000	0-0	.000	1	1	2	2.0	3	0	1	1	1	6	6.0
Milwaukee	11/20/2022		11:59	5-10	.500	0-0	.000	0-1	.000	3	1	4	2.7	3	0	0	0	0	10	7.3
vs Villanova	11/24/2022		20:12	4-7	.571	0-0	.000	2-3	.667	3	2	5	3.3	3	0	2	1	1	10	8.0
vs North Carolina	11/25/2022		19:40	5-11	.455	0-0	.000	0-1	.000	1	1	2	3.0	4	3	1	1	0	10	8.4
vs UConn	11/27/2022		12:01	0-2	.000	0-0	.000	0-0	.000	0	1	1	2.7	3	0	0	0	1	0	7.0
North Dakota	11/30/2022		18:47	5-9	.556	0-0	.000	0-4	.000	3	2	5	3.0	2	0	1	0	1	10	7.4
St. John's (NY)	12/04/2022		20:29	4-6	.667	0-0	.000	3-6	.500	1	3	4	3.1	5	3	2	0	2	11	7.9
at Iowa	12/08/2022		27:10	5-8	.625	0-0	.000	1-2	.500	4	6	10	3.9	2	2	1	0	0	11	8.2
McNeese	12/11/2022		17:59	1-5	.200	0-0	.000	0-3	.000	3	2	5	4.0	2	1	1	0	2	2	7.6
Western Mich.	12/18/2022		21:43	4-6	.667	0-0	.000	2-4	.500	0	2	2	3.8	4	5	2	0	2	10	7.8
Baylor	12/31/2022		14:35	2-6	.333	0-0	.000	1-2	.500	0	1	1	3.6	3	0	3	1	0	5	7.6
at Oklahoma	01/04/2023		17:15	1-5	.200	0-0	.000	0-0	.000	0	3	3	3.5	2	0	0	0	0	2	7.2
at TCU	01/07/2023		22:48	5-6	.833	0-0	.000	0-2	.000	2	2	4	3.6	4	2	3	0	1	10	7.4
Texas Tech	01/10/2023		21:50	3-6	.500	0-0	.000	0-2	.000	3	2	5	3.7	0	2	1	1	1	6	7.3
at Kansas	01/14/2023		19:04	1-8	.125	0-0	.000	1-2	.500	4	5	9	4.0	0	0	1	0	1	3	7.0
Texas	01/17/2023		09:08	0-2	.000	0-0	.000	1-2	.500	0	1	1	3.8	3	0	1	1	0	1	6.6
at Oklahoma St.	01/21/2023		11:42	1-4	.250	0-0	.000	0-0	.000	2	0	2	3.7	3	1	1	0	0	2	6.4
Totals		0	320:41	51-108	.472	0-0	.000	13-36	.361	31	36	67	3.7	48	20	24	7	15	115	6.4

Player Averages

Games Played	Minutes/game	Points/game	FG Pct	3FG Pct	FT Pct	Rebounds/game	Assists/game	Turnovers/game	Assist/Turnover ratio	Steals/game	Blocks/game
18	17.8	6.4	47.2	0.0	36.1	3.7	1.1	1.3	0.8	0.8	0.4

2022-23 IOWA STATE PLAYER GAME-BY-GAME STATS

#13 HOLMES, Jaren

Opponent	Date	GS	MIN	Total		3-Pointers		Free throws		Rebounds											
				FG-FGA	PCT	3FG-3FGA	PCT	FT-FTA	PCT	OFF	DEF	TOT	AVG	PF	A	TO	BLK	STL	PTS	AVG	
IUPUI	11/07/2022	*	24:14	8-16	.500	1-3	.333	6-9	.667	4	0	4	4.0	2	2	4	0	3	23	23.0	
N.C. A&T	11/13/2022	*	29:39	5-13	.385	1-4	.250	2-2	1.000	1	6	7	5.5	3	3	2	0	0	13	18.0	
Milwaukee	11/20/2022	*	35:37	7-17	.412	3-6	.500	2-4	.500	0	3	3	4.7	2	5	2	0	2	19	18.3	
vs Villanova	11/24/2022	*	37:30	5-15	.333	0-2	.000	2-3	.667	0	5	5	4.8	4	9	4	0	3	12	16.8	
vs North Carolina	11/25/2022	*	28:55	8-17	.471	2-4	.500	4-6	.667	0	4	4	4.6	4	3	2	0	2	22	17.8	
vs UConn	11/27/2022	*	28:24	4-12	.333	1-3	.333	2-4	.500	0	1	1	4.0	4	2	3	0	1	11	16.7	
North Dakota	11/30/2022	*	24:43	1-8	.125	0-1	.000	2-4	.500	0	2	2	3.7	4	1	2	0	0	4	14.9	
St. John's (NY)	12/04/2022	*	31:42	4-12	.333	2-2	1.000	4-6	.667	2	1	3	3.6	2	2	1	0	0	14	14.8	
at Iowa	12/08/2022	*	27:28	3-12	.250	0-3	.000	1-2	.500	0	1	1	3.3	2	2	4	0	2	7	13.9	
McNeese	12/11/2022	*	32:22	6-10	.600	2-3	.667	3-5	.600	2	1	3	3.3	1	3	2	0	1	17	14.2	
Western Mich.	12/18/2022	*	26:00	4-9	.444	2-5	.400	0-0	.000	1	4	5	3.5	0	2	2	1	2	10	13.8	
Baylor	12/31/2022	*	31:24	3-11	.273	0-4	.000	4-4	1.000	0	2	2	3.3	1	3	3	0	0	10	13.5	
at Oklahoma	01/04/2023	*	33:23	5-15	.333	0-1	.000	0-0	.000	1	1	2	3.2	2	4	1	0	1	10	13.2	
at TCU	01/07/2023	*	29:43	4-8	.500	2-3	.667	0-0	.000	0	2	2	3.1	3	4	3	0	0	10	13.0	
Texas Tech	01/10/2023	*	29:48	7-11	.636	1-2	.500	0-0	.000	1	2	3	3.1	1	3	2	0	3	15	13.1	
at Kansas	01/14/2023	*	30:29	3-9	.333	1-2	.500	0-0	.000	2	3	5	3.3	2	3	4	0	2	7	12.8	
Texas	01/17/2023	*	35:46	7-13	.538	2-6	.333	5-6	.833	0	3	3	3.2	0	2	0	0	1	21	13.2	
at Oklahoma St.	01/21/2023	*	36:59	3-13	.231	0-1	.000	2-2	1.000	3	4	7	3.4	2	6	4	0	0	8	12.9	
Totals		18	554:05	87-221	.394	20-55	.364	39-57	.684	17	45	62	3.4	39	59	45	1	23	233	12.9	

Player Averages

Games Played	Minutes/game	Points/game	FG Pct	3FG Pct	FT Pct	Rebounds/game	Assists/game	Turnovers/game	Assist/Turnover ratio	Steals/game	Blocks/game
18	30.8	12.9	39.4	36.4	68.4	3.4	3.3	2.5	1.3	1.3	0.1

#21 OSUNNIYI, Osun

Opponent	Date	GS	MIN	Total		3-Pointers		Free throws		Rebounds										
				FG-FGA	PCT	3FG-3FGA	PCT	FT-FTA	PCT	OFF	DEF	TOT	AVG	PF	A	TO	BLK	STL	PTS	AVG
IUPUI	11/07/2022	*	18:11	4-6	.667	0-0	.000	2-2	1.000	1	1	2	2.0	3	2	2	2	1	10	10.0
N.C. A&T	11/13/2022	*	16:36	7-12	.583	1-1	1.000	1-2	.500	2	2	4	3.0	3	2	0	0	0	16	13.0
Milwaukee	11/20/2022	*	21:06	3-5	.600	0-1	.000	2-2	1.000	2	2	4	3.3	3	2	0	1	0	8	11.3
vs Villanova	11/24/2022	*	20:43	8-10	.800	0-1	.000	1-1	1.000	3	2	5	3.8	4	3	3	2	1	17	12.8
vs North Carolina	11/25/2022	*	15:01	0-1	.000	0-0	.000	2-2	1.000	1	3	4	3.8	3	2	2	0	0	2	10.6
vs UConn	11/27/2022	*	26:51	5-7	.714	1-1	1.000	3-3	1.000	3	0	3	3.7	0	0	1	0	1	14	11.2
North Dakota	11/30/2022	*	08:24	2-8	.250	0-0	.000	1-2	.500	3	2	5	3.9	0	0	0	0	0	5	10.3
St. John's (NY)	12/04/2022	*	17:16	3-12	.250	0-1	.000	2-2	1.000	2	1	3	3.8	1	2	2	0	1	8	10.0
at Iowa	12/08/2022	*	09:36	2-4	.500	0-0	.000	0-0	.000	1	0	1	3.4	4	1	3	0	0	4	9.3
McNeese	12/11/2022	*	11:21	2-2	1.000	0-0	.000	0-0	.000	0	0	0	3.1	2	0	4	0	1	4	8.8
Western Mich.	12/18/2022	*	05:49	2-2	1.000	0-0	.000	0-0	.000	0	0	0	2.8	1	2	0	0	1	4	8.4
Baylor	12/31/2022	*	20:56	3-4	.750	0-0	.000	2-2	1.000	2	2	4	2.9	4	1	0	1	0	8	8.3
at Oklahoma	01/04/2023	*	22:45	4-6	.667	1-1	1.000	3-5	.600	5	3	8	3.3	1	0	1	2	0	12	8.6
at TCU	01/07/2023	*	18:29	3-6	.500	0-0	.000	1-2	.500	4	1	5	3.4	3	2	1	2	0	7	8.5
Texas Tech	01/10/2023	*	12:50	1-5	.200	0-1	.000	0-0	.000	0	3	3	3.4	3	1	1	2	0	2	8.1
at Kansas	01/14/2023	*	18:32	7-10	.700	0-1	.000	0-0	.000	0	6	6	3.6	5	1	0	3	0	14	8.4
Texas	01/17/2023	*	25:25	5-6	.833	0-0	.000	1-4	.250	3	4	7	3.8	4	1	0	1	1	11	8.6
at Oklahoma St.	01/21/2023	*	23:28	7-15	.467	0-1	.000	1-4	.250	4	3	7	3.9	1	0	1	3	0	15	8.9
Totals			18 313:19	68-121	.562	3-9	.333	22-33	.667	36	35	71	3.9	45	22	21	19	7	161	8.9

Player Averages

Games Played	Minutes/game	Points/game	FG Pct	3FG Pct	FT Pct	Rebounds/game	Assists/game	Turnovers/game	Assist/Turnover ratio	Steals/game	Blocks/game
18	17.4	8.9	56.2	33.3	66.7	3.9	1.2	1.2	1.0	0.4	1.1

2022-23 IOWA STATE PLAYER GAME-BY-GAME STATS

#22 KALSCHEUR, Gabe

Opponent	Date	GS	MIN	Total		3-Pointers		Free throws		Rebounds				PF	A	TO	BLK	STL	PTS	AVG
				FG-FGA	PCT	3FG-3FGA	PCT	FT-FTA	PCT	OFF	DEF	TOT	AVG							
IUPUI	11/07/2022		31:32	5-10	.500	4-7	.571	2-3	.667	0	1	1	1.0	2	2	0	0	1	16	16.0
N.C. A&T	11/13/2022		29:23	3-10	.300	1-5	.200	0-0	.000	0	1	1	1.0	3	1	2	0	2	7	11.5
Milwaukee	11/20/2022		05:55	0-3	.000	0-2	.000	1-1	1.000	0	0	0	0.7	0	1	0	0	0	1	8.0
vs Villanova	11/24/2022		35:21	8-19	.421	5-15	.333	2-2	1.000	0	4	4	1.5	5	3	0	0	0	23	11.8
vs North Carolina	11/25/2022		23:38	0-5	.000	0-3	.000	3-4	.750	1	1	2	1.6	4	1	2	0	3	3	10.0
vs UConn	11/27/2022		32:23	3-13	.231	0-4	.000	0-0	.000	1	1	2	1.7	2	1	2	0	4	6	9.3
North Dakota	11/30/2022		25:24	2-7	.286	0-3	.000	2-2	1.000	0	2	2	1.7	0	1	2	0	1	6	8.9
St. John's (NY)	12/04/2022		23:26	2-4	.500	1-2	.500	0-0	.000	1	0	1	1.6	4	3	4	0	2	5	8.4
at Iowa	12/08/2022		33:02	5-13	.385	1-7	.143	1-1	1.000	0	2	2	1.7	0	0	2	1	3	12	8.8
McNeese	12/11/2022	*	40:00	6-13	.462	3-7	.429	0-0	.000	0	3	3	1.8	2	5	2	0	3	15	9.4
Western Mich.	12/18/2022		28:47	5-8	.625	1-4	.250	0-0	.000	0	1	1	1.7	1	3	2	0	2	11	9.5
Baylor	12/31/2022	*	36:02	7-13	.538	5-9	.556	4-5	.800	0	1	1	1.7	4	1	0	0	3	23	10.7
at Oklahoma	01/04/2023	*	38:19	3-9	.333	1-4	.250	2-2	1.000	0	2	2	1.7	2	1	2	2	1	9	10.5
at TCU	01/07/2023	*	35:34	7-14	.500	1-6	.167	0-2	.000	1	2	3	1.8	3	4	1	0	3	15	10.9
Texas Tech	01/10/2023	*	31:52	10-14	.714	5-6	.833	0-0	.000	1	6	7	2.1	3	2	0	2	1	25	11.8
at Kansas	01/14/2023	*	37:31	7-16	.438	4-8	.500	5-6	.833	4	2	6	2.4	3	0	1	0	1	23	12.5
Texas	01/17/2023	*	33:46	5-12	.417	3-8	.375	3-4	.750	0	1	1	2.3	3	1	1	0	0	16	12.7
at Oklahoma St.	01/21/2023	*	40:00	5-13	.385	2-4	.500	2-3	.667	1	1	2	2.3	1	1	0	1	0	14	12.8
Totals		8	561:55	83-196	.423	37-104	.356	27-35	.771	10	31	41	2.3	42	31	23	6	30	230	12.8

Player Averages

Games Played	Minutes/game	Points/game	FG Pct	3FG Pct	FT Pct	Rebounds/game	Assists/game	Turnovers/game	Assist/Turnover ratio	Steals/game	Blocks/game
18	31.2	12.8	42.3	35.6	77.1	2.3	1.7	1.3	1.3	1.7	0.3

#23 HAWLEY, Conrad

Opponent	Date	GS	MIN	Total		3-Pointers		Free throws		Rebounds				PF	A	TO	BLK	STL	PTS	AVG
				FG-FGA	PCT	3FG-3FGA	PCT	FT-FTA	PCT	OFF	DEF	TOT	AVG							
IUPUI	11/07/2022		03:44	0-0	.000	0-0	.000	0-0	.000	0	2	2	2.0	0	0	0	0	0	0	0.0
N.C. A&T	11/13/2022		01:46	0-2	.000	0-0	.000	0-0	.000	1	0	1	1.5	0	0	0	0	0	0	0.0
North Dakota	11/30/2022		01:18	0-0	.000	0-0	.000	0-0	.000	0	0	0	1.0	0	0	0	0	0	0	0.0
McNeese	12/11/2022		01:34	0-0	.000	0-0	.000	0-0	.000	0	1	1	1.0	0	0	0	0	0	0	0.0
Texas Tech	01/10/2023		03:14	0-1	.000	0-0	.000	0-0	.000	1	1	2	1.2	1	0	0	0	0	0	0.0
Totals		0	11:36	0-3	.000	0-0	.000	0-0	.000	2	4	6	1.2	1	0	0	0	0	0	0.0

Player Averages

Games Played	Minutes/game	Points/game	FG Pct	3FG Pct	FT Pct	Rebounds/game	Assists/game	Turnovers/game	Assist/Turnover ratio	Steals/game	Blocks/game
5	2.3	0.0	0.0	0.0	0.0	1.2	0.0	0.0	0.0	0.0	0.0

2022-23 IOWA STATE PLAYER GAME-BY-GAME STATS

#24 WARD, Hason

Opponent	Date	GS	MIN	Total		3-Pointers		Free throws		Rebounds				PF	A	TO	BLK	STL	PTS	AVG
				FG-FGA	PCT	3FG-3FGA	PCT	FT-FTA	PCT	OFF	DEF	TOT	AVG							
IUPUI	11/07/2022		12:35	3-4	.750	0-0	.000	0-0	.000	2	5	7	7.0	1	1	0	0	3	6	6.0
N.C. A&T	11/13/2022		14:16	3-5	.600	0-0	.000	0-0	.000	4	3	7	7.0	2	1	2	0	2	6	6.0
Milwaukee	11/20/2022		10:34	1-2	.500	0-0	.000	1-2	.500	3	2	5	6.3	0	0	1	1	2	3	5.0
vs Villanova	11/24/2022		12:52	2-3	.667	0-0	.000	0-0	.000	1	1	2	5.3	2	0	1	0	1	4	4.8
vs North Carolina	11/25/2022		12:00	0-2	.000	0-0	.000	0-0	.000	2	2	4	5.0	1	0	0	0	2	0	3.8
vs UConn	11/27/2022		12:01	2-2	1.000	0-0	.000	0-0	.000	1	1	2	4.5	2	0	1	0	1	4	3.8
North Dakota	11/30/2022		07:55	1-2	.500	0-0	.000	0-0	.000	1	0	1	4.0	1	1	0	0	0	2	3.6
St. John's (NY)	12/04/2022		02:05	1-1	1.000	0-0	.000	0-0	.000	0	0	0	3.5	0	0	0	0	0	2	3.4
at Iowa	12/08/2022		05:15	2-3	.667	0-1	.000	0-0	.000	0	1	1	3.2	3	0	0	0	0	4	3.4
McNeese	12/11/2022		12:28	3-5	.600	0-0	.000	0-0	.000	1	0	1	3.0	4	1	0	2	0	6	3.7
Western Mich.	12/18/2022		08:08	2-2	1.000	0-0	.000	0-2	.000	0	0	0	2.7	1	1	1	1	0	4	3.7
Baylor	12/31/2022		04:29	1-1	1.000	0-0	.000	1-2	.500	0	0	0	2.5	0	0	1	1	1	3	3.7
Texas Tech	01/10/2023		05:20	2-3	.667	0-0	.000	0-0	.000	2	2	4	2.6	0	0	0	1	0	4	3.7
at Kansas	01/14/2023		02:24	0-0	.000	0-0	.000	0-0	.000	0	0	0	2.4	1	0	0	0	0	0	3.4
Texas	01/17/2023		05:27	0-0	.000	0-0	.000	0-0	.000	0	2	2	2.4	2	0	0	0	0	0	3.2
at Oklahoma St.	01/21/2023		04:50	1-1	1.000	0-0	.000	0-0	.000	0	0	0	2.3	2	0	0	1	0	2	3.1
Totals		0	132:40	24-36	.667	0-1	.000	2-6	.333	17	19	36	2.3	22	5	7	7	12	50	3.1

Player Averages

Games Played	Minutes/ game	Points/ game	FG Pct	3FG Pct	FT Pct	Rebounds/ game	Assists/ game	Turnovers/ game	Assist/Turnover ratio	Steals/ game	Blocks/ game
16	8.3	3.1	66.7	0.0	33.3	2.3	0.3	0.4	0.7	0.8	0.4

RADIO/TV CHART

COACHING STAFF/SUPPORT STAFF



T.J. OTZELBERGER
Head Coach
2nd Year
OTTS-ull-burger




JR BLOUNT
Assistant Coach
2nd year
J-R rhymes with count



KYLE GREEN
Assistant Coach
2nd year




NATE SCHMIDT
Assistant Coach
2nd year



MICAH BYARS
Dir. of Operations
12th year



PETE LINK
Strength Coach
2nd year



ERIK CRAWFORD
Director of Player
Development
4th Year



MO BA
Assistant Director of
Player Development
2nd year



THOMAS POLLARD
Data Analytics
Specialist
1st year



HENOC BIENNE
Graduate Assistant
1st year




CARTER MUMM
Graduate Assistant
1st year



VIC MILLER
Athletic Trainer
21st year

STUDENT-ATHLETES




Tre King
F • 6-7 • 236 • Sr.
Lexington, Ky.



Eli King
G • 6-3 • 182 • Fr.
Caledonia, Minn.



Caleb Grill
G • 6-3 • 196 • Sr.
Wichita, Kan.



Tamin Lipsey
(TAY-min)
G • 6-1 • 200 • Fr.
Ames, Iowa




Demarion Watson
(Duh-MAR-ee-in)
G • 6-6 • 197 • Fr.
Maple Grove, Minn.




Aljaž "Jaz" Kunc
(Ollie-ahj koontz)
F • 6-8 • 215 • Sr.
Ljubljana, Slovenia



Robert Jones
F • 6-9 • 245 • Jr.
Prior Lake, Minn.



Jaren Holmes
(JARE-IN)
G • 6-4 • 207 • Sr.
Romulus, Mich.



Osun Osunniyi
(Oh-SHOON Oh-SHOON-uh-hee)
C • 6-10 • 218 • Sr.
Pleasantville, N.J.



Gabe Kalscheur
(cal-SURE)
G • 6-4 • 194 • Sr.
Edina, Minn.



Conrad Hawley
F • 6-5 • 209 • So.
Raymore, Mo.



Hason Ward
(Huh-SAHN)
F • 6-9 • 215 • Sr.
St. Thomas, Barbados



Jeremiah Williams
G • 6-4 • 177 • Jr.
Chicago, Ill.

SOCIAL MEDIA DIRECTORY

PLAYER

GRILL
HAWLEY
HOLMES
JONES
KALSCHUR
E. KING
T. KING
KUNC
LIPSEY
OSUNNIYI
WARD
WATSON
WILLIAMS

TWITTER

@caleb_grill10
@conradxhawley
@3BallJay
@robbyj1415
@GabrielKalsche1
-
@atgTreking
@AljazKunc
@TaminLipsey
@Sh00n_
@HasonWard
@WatsonDemarion
@jeremiah0002

INSTAGRAM

@calebgrill13
@conradxhawley
@jaren.holmes
@rbrtjns12
@thegabek
@king_eli02
@atg.treking
@aljazkunc
@tamin_lipsey
@shoonshoes10
@hasonward
@demarion124
@jwilliams3x