



MEN'S

BASKETBALL

16-8 OVERALL 3-8 BIG 12 (12-3 HOME 2-5 AWAY 2-0 NEUTRAL)

MATT SHOULTZ

Associate Director
Athletics CommunicationsIowa State Athletics
Jacobson Athletic Building
Ames, Iowa 50011(515) 520-7642
mshoultz@iastate.edu

IOWA STATE CYCLONES

16-8 overall (3-8 Big 12)

Head Coach: T.J. Otzelberger **Polls:** (AP/Coaches): RV/RV
Overall: 115-71 (6th year) **NET/BPI/KENPom:** 38/48/40
At ISU: 16-8 (1st year)

VS



KANSAS STATE WILDCATS

12-11 overall (4-7 BIG 12)

Head Coach: Bruce Weber **Polls:** (AP/Coaches): NR/NR
Overall: 495-296 (24th year) **NET/BPI/KENPom:** 69/70/62
At KSU: 182-141 (10th year)

SAT., FEB. 12, 2022 / 3 P.M. (CT)

Hilton Coliseum / Ames, Iowa

Cyclone Radio Network
John Walters, ppx
Eric Heft, analystRich Hollenberg, ppx
Tim Welsh, analyst

CYCLONES.com

Live Stats
at
CycloneStats.com

2021-22 SCHEDULE

NOVEMBER

9	KENNESAW STATE (B12N)	W, 84-73
12	OREGON STATE (B12N)	W, 60-50
16	ALABAMA STATE (B12N)	W, 68-60
21	GRAMBLING STATE (B12N)	W, 82-47
24	+vs. No. 25 Xavier (ESPNU)	W, 82-70
26	+vs. No. 9 Memphis (ESPN2)	W, 78-59

DECEMBER

1	ARKANSAS-PINE BLUFF (B12N)	W, 83-64
4	~at Creighton (FS1)	W, 64-58
9	IOWA (ESPN2)	W, 73-53
12	JACKSON STATE (B12N)	W, 47-37
19	SE LOUISIANA (B12N)	W, 77-54
21	CHICAGO STATE (B12N)	W, 79-48

JANUARY

1	*NO. 1 BAYLOR (ESPNU)	L, 77-72
5	*NO. 25 TEXAS TECH (ESPNU)	W, 51-47
8	*at Oklahoma (ESPNU)	L, 79-66
11	*at No. 9 Kansas (B12N)	L, 62-61
15	*NO. 21 TEXAS (B12N)	W, 79-70
18	*at No. 18 Texas Tech (ESPNU)	L, 72-60
22	*TCU (ESPN2)	L, 59-44
26	*at Oklahoma State (B12N)	W, 84-81 (OT)
29	*MISSOURI (ESPNU)	W, 67-50

FEBRUARY

1	*No. 10 KANSAS (ESPN)	L, 70-61
5	*at No. 23 Texas (LHN)	L, 63-41
8	*at West Virginia (B12N)	L, 79-63
12	*KANSAS STATE (ESPNU)	3 p.m.
15	*at TCU (ESPNU)	8 p.m.
19	*OKLAHOMA (B12N)	1 p.m.
23	*WEST VIRGINIA (ESPN2/U)	6 p.m.
26	*at Kansas State (ESPNU)	1 p.m.

MARCH

2	*OKLAHOMA STATE (B12N)	6 p.m.
5	*at Baylor (ESPN2)	5 p.m.
9-12	*Phillips 66 Big 12 Championships	

All Times Central

+ Upsie NIT Season Tip-Off (Brooklyn, N.Y.)

~ Big East/Big 12 Battle + Big 12/SEC Challenge

* Big 12 Game ^ at Kansas City, Mo.

B12N = Big 12 Now on ESPN+

LHN = Longhorn Network

THE LEAD

Iowa State returns to Hilton Coliseum as it looks to get back on the winning track in the 234th meeting all time against Kansas State.

KEY STORYLINES

- The Cyclones have five Quad 1 victories, tied for the third most among Big 12 schools.
- The Cyclones have already snapped losing streaks of 18-straight games overall, eight home games, 25 games against power conference opponents, 28 games away from Hilton Coliseum, 25 games in true road contests, 24 games to Big 12 opponents, 19 games to nationally ranked opponents and 24 conference road games.
- Izaiah Brockington has proven himself among the Big 12's elite players ... he was named to the Jerry West Award Top 10 ... the Philadelphia native is having a career year in scoring, rebounding and FG shooting ... Brockington has a Big 12-best seven double-doubles.
- Brockington has been named a Big 12 Player or Newcomer of the Week three times this season ... he is the only Big

12 player ranked among the league's top four in scoring and rebounding ... Brockington is fourth in the league in scoring and second in rebounding ... the last Cyclone to finish in the top two of the league in rebounding was Dustin Hogue (8.4) in 2013-14.

- Tyrese Hunter, a member of the Naismith Men's Defensive Player of the Year Watch List, scored a career-high 22 points against West Virginia, including 17 points in the second half.
- Caleb Grill is one of 10 players nationally with at least five games of 4+ made 3-pointers off the bench this season ... he's shooting 39 percent from long range.
- ISU has one of the nation's top defenses, allowing just 61.8 points per game and holding opponents to 42.2 percent shooting from the field and 29.1 percent behind the arc ... 12 of 24 opponents have scored 64 or fewer points.

POSSIBLE STARTERS

No.	Name	Pos.	Ht.	Wt.	Yr.	Pts.	Reb.	Ast.	FG%	3P%	FT%
1	Izaiah Brockington	G	6-4	196	Sr.	16.6	7.8	1.6	.460	.346	.810
Leads Big 12 with 7 double-doubles; on Jerry West Award and Naismith Trophy Watch Lists.											
11	Tyrese Hunter	G	6-0	178	Fr.	11.0	3.2	4.4	.392	.217	.689
Third in Big 12 for assists per game; fourth among true freshmen in the nation with 47 steals.											
22	Gabe Kalschauer	G	6-4	198	Sr.	9.5	2.3	1.8	.336	.234	.679
NIT Season-Tip-Off MVP; scored 30 points in win over Memphis.											
23	Tristan Enaruna	F	6-8	220	Jr.	5.4	3.7	0.3	.524	.333	.731
Scored 23 points against Baylor; played first two seasons at Kansas before transferring to ISU.											
12	Robert Jones	F	6-9	245	Jr.	2.6	2.2	0.7	.472	.000	.345
Moved back into starting lineup against Oklahoma State.											

ISU BASKETBALL HISTORY

All-Time Record 1,406-1,372 (.506)
 NCAA Tourn. Appearances 20

FOLLOW THE CYCLONES



/IowaStateMensBasketball



@CycloneMBB



@CycloneMBB



cyclones.com

HEAD COACH

T.J. OTZELBERGER

1st season at Iowa St.

College: UW-Whitewater (2001)

Wife: Alison Lacey

Children: Son: Jayce;
Daughters: Olivia, Stella

Born: Sept. 17, 1977 (44yo)

Hometown: Milwaukee, Wis.

High School: St. Thomas More



COACHING EXPERIENCE

2001-04	Coach/AD	Catholic Central HS (Burlington, Wis.)
2004-05	Asst. Coach	Chipola College
2006-13	Asst. Coach	Iowa State
2013-15	Asst. Coach	Washington
2015-16	Asst. Coach	Iowa State
2016-19	Head Coach	South Dakota State
2019-21	Head Coach	UNLV
2021-pres.	Head Coach	Iowa State

COACH NOTES

- Named 21st head men's basketball coach at Iowa State on March 18, 2021.
- 2018 Summit League Coach of the Year.
- Served as an assistant coach at Iowa State for eight seasons, working under Greg McDermott, Fred Hoiberg and Steve Prohm.
- Among Cyclones signed and developed: Wesley Johnson (NBA), Justin Hamilton (NBA), Royce White (NBA), Chris Allen, Will Clyburn, Tyrus McGee, Georges Niang (NBA), Monté Morris (NBA), Abdel Nader (NBA), Matt Thomas (NBA), Scott Christopherson, Naz Mitrou-Long (NBA) and Deonte Burton (NBA).
- Three times as a head coach a player was named an All-American.
- Wife, Alison, was a three-time All-Big 12 player for the Cyclones and won a championship with the WNBA's Seattle Storm.

MILESTONE WINS

Win	Date	Opponent	Score
1	11-16-16	Wayne State (Neb.)	80-72
50	11-20-18	UTSA	99-79
100	11-09-21	Kennesaw State	84-73

CYCLONES IN THE NBA

Tyrese Haliburton	Pacers
Talen Horton-Tucker	Lakers
Monte Morris	Nuggets
Abdel Nader	Suns
Georges Niang	76ers
Matt Thomas	Bulls
Lindell Wigginton	Bucks

2021-22 ROSTER

No.	Name	Pos.	Ht.	Wt.	Year	Hometown (Last School)
0	Tre King	F	6-7	235	Sr.	Lexington, Ky. (Georgetown)
1	Izaiah Brockington	G	6-4	196	Sr.	Philadelphia, Pa. (Penn State)
2	Caleb Grill	G	6-3	198	Jr.	Wichita, Kan. (UNLV)
3	Tre Jackson	G	6-0	185	Jr.	Columbia, S.C. (Blythewood HS)
4	George Conditt IV	F	6-9	234	Sr.	Chicago, Ill. (Corliss HS)
5	Aljaž "Jaz" Kunc	F	6-8	215	Sr.	Ljubljana, Slovenia (Washington State)
11	Tyrese Hunter	G	6-0	178	Fr.	Racine, Wis. (St. Catherine's HS)
12	Robert Jones	F	6-9	245	Jr.	Prior Lake, Minn. (Denver)
15	Carter Boothe	G	6-0	200	Sr.	Leon, Iowa (Central Decatur HS)
21	Jaden Walker	G	6-5	200	So.	Lawrenceville, Ga. (Core 4 Prep HS)
22	Gabe Kalscheur	G	6-4	198	Sr.	Edina, Minn. (Minnesota)
23	Tristan Enaruna	G/F	6-8	220	Jr.	Almere, Netherlands (Kansas)
25	Eric Steyer	G	6-5	180	Sr.	Ames, Iowa (Ames HS)

Roster Note: Iowa State is advancing players' classification even though the 2020-21 season did not affect eligibility. Those that wish to take advantage of the extra year will be listed as a senior again after their original eligibility would have been exhausted.

Head Coach: T.J. Otzelberger (1st Year)

Assistant Coaches: JR Blount (1st Year); Kyle Green (1st Year); Daniyal Robinson (7th Year)

Director of Basketball Operations: Micah Byars (11th Year)

Recruiting and Player Development Coordinator: Nate Schmidt (1st Year)

Recruiting and Scouting Coordinator: Blake Wetherington (4th Year)

Graduate Assistants: Mo Ba (1st Year); Connor Murrell (1st Year)

Strength and Conditioning Coach: Pete Link (1st Year) **Athletic Trainer:** Vic Miller (20th Year)

PRONUNCIATION GUIDE

T.J. Otzelberger	OTTS-ull-burger	Tristan Enaruna	en-uh-ROO-nuh
Daniyal Robinson	dan-YELL	Gabe Kalscheur	CAL-sure
Carter Boothe	rhymes with tooth	Aljaž Kunc	Ollie-ahj KOO-ntz - Also goes by Jaz
JR Blount	J-R rhymes with count	Eric Steyer	STY-er

IN THE PAST...INTO THE FUTURE

LAST TIME OUT...

- Iowa State dropped its third straight game with a 79-63 loss Tuesday evening in Morgantown despite a career-high 22 points from freshman Tyrese Hunter ... Hunter is the first Cyclone freshman to score at least 22 points in a game since Talen Horton-Tucker in 2018-19 ... the Cyclones got behind by double digits early and never were able to recover, closing to within eight with 4:50 remaining before WVU put the game away ... West Virginia connected on 10 3-pointers, the most by a Cyclone opponent this season ... ISU's Caleb Grill was 4-for-6 from behind the arc to finish with 12 points ... it was his fifth game this season with four or more 3-pointers ... the Cyclones had 10 steals and forced 20 turnovers ... ISU was 12-for-22 at the line, going just 1-for-6 in the opening half.

NEXT UP: TCU

- Iowa State travels to TCU to face the Horned Frogs on Wednesday at 8 p.m. The game will be shown on Big 12 Now on ESPN+.

OTZELBERGER YEAR-BY-YEAR BREAKDOWN

Year	School	Record	Conf.	Postseason	Non-Con	Home	Road	Neutral	vs. Top-25
2016-17	S. Dakota State	18-17	8-8	NCAA First Round	10-9	11-2	3-12	4-3	0-1
2017-18	S. Dakota State	28-7	13-1	NCAA First Round	15-6	15-0	8-4	5-3	0-3
2018-19	S. Dakota State	24-9	14-2	NIT First Round	10-7	14-1	7-6	3-2	0-1
At S. Dakota State		70-33 (.680)	35-11 (.761)	2 NCAA/1 NIT	35-22	40-3	18-22	12-8	0-5
2019-20	UNLV	17-15	12-6	None	5-9	12-7	5-7	0-1	1-1
2020-21	UNLV	12-15	8-10	None	4-5	9-5	3-7	0-3	0-2
At UNLV		29-30 (.492)	20-16 (.556)	None	9-14	21-12	8-14	0-4	1-3
2021-22	Iowa State	16-8	3-8	-	13-0	12-3	2-5	2-0	4-5
At Iowa State		16-8 (.667)	3-8 (.273)	-	13-0	12-3	2-5	2-0	4-5
Overall		115-71 (.618)	58-35 (.624)	2 NCAA/1 NIT	57-36	73-18	28-41	14-12	5-13

FROM THE NOTEBOOK

REBOUNDING MACHINE

- Brockington is one of the best rebounding guards in the nation, pulling down 7.8 boards per game and having posted seven double-doubles.
- He's currently second in the Big 12 in rebounding and could be the shortest player in league history to lead the league at 6-4 ... Terry Black (Baylor) and P.J. Tucker (Texas) were both 6-5 when they led the league ... Brockington would be the shortest since Iowa State's Melvin Ejim (6-6) led the league in 2012-13.
- Nationally, he is one of just five guards in a major conference, and the only in the Big 12, to average 16.0 points and 7.5 rebounds.
- The last Cyclone to average 16 points and 8 rebounds was Big 12 Player of the Year Melvin Ejim in 2013-14.

BEHIND THE ARC

- ISU is only averaging 6.7 3-point makes per game, its fewest since 2009-10, but has only been outshot behind the arc five times this season.

Q1 WINS

- Iowa State owns five quad 1 wins and has a top-40 NET ranking.

TOUGH START TO CONFERENCE SLATE

- ISU played five of its first six conference games against teams in the top 25 ... the only game not against a top-25 foe? A game at Oklahoma, which was second among others receiving votes at the time.

BIG 12 TEAMS PLAYING 5 OF FIRST 6 LEAGUE GAMES AGAINST RANKED TEAMS

Season	Season
Kansas	2014-15
Oklahoma	2014-15
Iowa State	2002-03

HOT STARTS

- Iowa State started the season 12-0, the second-best start to a season in school history.

BEST STARTS IN SCHOOL HISTORY

Season	Record
2013-14	14-0
2021-22	12-0
1996-97	10-0
2015-16	9-0
1941-42	8-0
1940-41	8-0

- T.J. Otzelberger was the first Cyclone coach to start his tenure 12-0 ... the 12-0 start was the second-best start in school history without a loss.

BEST STARTS IN BIG 12 HISTORY BY A FIRST-YEAR COACH

Coach	Record
Frank Haith (Mizzou, 2011-12)	14-0
T.J. Otzelberger (ISU, 2021-22)	12-0

STREAKING

- ISU opened the season with a 12-game winning streak, the third-longest winning streak in school history.

LONGEST WIN STREAKS IN SCHOOL HISTORY

Season	Win Streak
2013-14	14
1999-00	13
2021-22	12

TURNING IT AROUND

- The Iowa State turnaround is one of the most impressive stories in college basketball ... ISU is already +14 in the wins category.

LARGEST IMPROVEMENT IN WINS, NATIONALLY

School	Wins Improvement
Iowa State	+14
Wake Forest	+14
Towson	+13
Kentucky	+11
South Carolina State	+10
Texas A&M-Corpus Christi	+8

LARGEST IMPROVEMENT IN WINS, SCHOOL HISTORY

Team	Wins Improvement
1999-00	+17
2021-22	+14
2018-19	+10

INSIDE THE SERIES



KSU LEADS, 143-90

Home: 54-53 **Road:** 25-83 **Neutral:** 11-7

In Kansas City: 10-7

Current Streak: 3 by KSU

Longest ISU win streak: 6 (1928-31)

Longest KSU win streak: 11, twice

Overtime: 3-10

Otzelberger vs. K-State: 1-1

Weber vs. Iowa State: 10-11 (8-11 at K-State)

Coach Otz vs. Coach Weber: 1-1

Largest Iowa State Winning Margin: 35 in 1946 (74-39)

Most Points By ISU: 101 (3/4/89)

Largest KSU Winning Margin: 35 in 1977 (97-62)

Most Points By KSU: 108 (1/29/75)

Recent Meetings:

3/6/21	KSU, 61-56	Manhattan
12/15/20	KSU, 74-65	Ames
3/7/20	KSU, 79-63	Manhattan
2/8/20	ISU, 73-63	Ames
3/15/19	ISU, 63-59	Kansas City

ISU-KSU NOTES

- Game No. 234 in the series between Iowa State and Kansas State, a series that dates back to 1909 ... while K-State holds a significant lead in the series, ISU holds a 14-12 edge since 2010.
- K-State has won three straight in the series ... the Wildcats haven't won four straight against the Cyclones since rattling off eight consecutive wins from 2006-10.
- ISU owns a 54-53 lead in games played in Ames, including a 28-22 lead in contests at Hilton Coliseum ... but K-State has scored wins in three of the last four meetings in Ames.
- T.J. Otzelberger has faced K-State in each of the last two seasons while coaching at UNLV ... he beat K-State last season in Manhattan, but fell in overtime in a home game two seasons ago.
- Caleb Grill, a Wichita native, scored 12 points on 5-for-8 shooting in his homecoming last season while playing for UNLV.
- As a sophomore, George Conditt had nine boards against the Wildcats, matching his most against any Big 12 opponent in his career.
- ISU freshman Tyrese Hunter and K-State freshman Logan Landers played together for Phenom Team Herro EYBL.
- Otzelberger and K-State coach Bruce Weber both hail from Milwaukee.
- ISU is 394-617 against teams currently in the Big 12 Conference.

QUICK FACTS

Location	Ames, Iowa
Founded	1848
Enrollment	30,708
Nickname	Cyclones
Mascot	Cy
Colors	Cardinal & Gold

Affiliation	NCAA Division I
Conference	Big 12
Facility	Hilton Coliseum
Capacity	14,267
President	Dr. Wendy Wintersteen
Director of Athletics	Jamie Pollard

FROM THE NOTEBOOK

- A renewed dedication to defense has Iowa State fans reminiscing about the Larry Eustachy and Tim Floyd days.
- T.J. Otzelberger has put a focus on ball pressure and rebounding and it is paying off as the Cyclones rank among the nation's leaders in a number of defensive categories:

Category	Stat	Rank
Scoring Defense	61.8	21st
3-PT % Defense	29.1	18th
Defensive Efficiency	88.8	9th
Turnover %	25.7	4th
Turnovers Forced	17.5	14th
Steal %	12.9	17th
Steals Per Game	8.8	28th

- Iowa State has allowed just four opponents to make at least eight threes in a game.
- The Iowa State record for lowest opponent 3-point percentage is 30.6 percent set during the 2011-12 season.
- ISU has the Big 12's second-best defensive efficiency per KenPom ... the Cyclones have the fifth-best non-steal TO percentage in the nation.

HOME SWEET HILTON

- Iowa State will play 19 games at Hilton Coliseum, the most since the 2010-11 campaign.

SEASONS WITH 19 HOME GAMES

Season	Record
2002-03	14-5
2008-09	13-6
2010-11	13-6
2021-22	12-3

TEAM QUICK HITS

- Iowa State is third in the Big 12 with 8.8 steals per game ... the Cyclones haven't finished in the top three of the league in steals since the 2018-19 season ... the last time ISU averaged at least 8.0 steals per game was the 2005-06 season.
- ISU has six players with at least 20 assists and Tre Jackson has 19 dimes ... the last Cyclone team with seven players with 20 assists was the 2016-17 team.
- The Cyclones are fourth nationally in turnover percentage, turning opponents over on 25.7 percent of their possessions ... ISU is the top power conference team on the list.
- ISU has a +3.5 turnover margin, which ranks as the eighth-best single season in school history.
- Iowa State is one of 10 teams nationally with at least four wins against the AP Top 25 ... the Cyclones beat just one ranked opponent total the previous two seasons.
- Iowa State has allowed just seven opponents to average more than 1.00 points per possession this season.
- ISU has held 12 of 24 opponents to 60 points or less ... only eight opponents have shot better than 44 percent from the field this season.
- Iowa State has its most non-conference regular season wins (13) since 1994-95 (14) ... It is ISU's first unbeaten nonconference regular season since 2013-14 (12-0) ... ISU is the only Big 12 team that didn't drop a nonconference game in the regular season.
- As a team, ISU is assisting on 57.1 percent of its field goals, second among Big 12 teams.
- The Cyclones have snapped a number of long losing streaks to start the season:
 - 18-game losing streak, 8-game home

losing streak, 25-game losing streak to power conference opponents, 19-game losing streak to ranked opponents, 28-game losing streak away from Hilton Coliseum, 18-game losing streak when trailing at the half, 24-game losing streak to conference foes, a 25-game losing streak in true road games, a 24-game losing streak in conference road games, 78-game losing streak when trailing with one minute left in regulation and a 42-game losing streak when trailing with five minutes left in regulation.

INDIVIDUAL QUICK HITS

- Only Brockington and KU's Ochai Agbaji are averaging at least 26.0 points+assists+rebounds per game.
- Robert Jones has played double-digit minutes the last nine games after playing less than 10 mpg the previous 10 games.
- ISU's bench trio of Aljaz Kunc (23-53), Caleb Grill (42-107) and Tre Jackson (25-65) are shooting a combined 40 percent behind the arc.
- Kunc is shooting 55.6 percent behind the arc at Hilton Coliseum.
- Grill is shooting 44 percent behind the arc the last five games.
- Grill had his first four 3-pointer game as a Cyclone at Creighton and his since recorded four more (SLU, Texas Tech and at Oklahoma State and West Virginia).
- Against SLU, Grill became the first Cyclone since Tyrese Haliburton (6 vs. Oklahoma State, 1/21/20) to make six 3-pointers in a single game.
- Brockington has seven double-doubles this season after not posting a double-double the first 91 games of his career.
- Brockington is averaging career highs in scoring and rebounding, while also

CYCLONE FACTS

7

Seven Cyclones have played in the NBA this season, four of which played for ISU when Otzelberger was on staff.

14

Iowa State has won 14 conference championships in school history.

50

Iowa State is celebrating the 50th anniversary season at Hilton Coliseum.

115

This is the 115th season of Iowa State men's basketball.



FROM THE NOTEBOOK

shooting better from the field than he ever has in his career.

- Brockington and Kalscheur tallied 30 points in back-to-back games, the first Cyclone teammates to reach the 30-point mark in consecutive games since Jeff Grayer and Lafester Rhodes in 1988.

- Hunter has a team-high 47 steals this season ... he needs four steals to move into the top-5 single-season marks for freshmen at ISU.

Fastest Cyclone Freshmen to 50 Steals

Fred Hoiberg	26 games
Curtis Stinson	30 games
Will Blalock	30 games
Rahshon Clark	30 games
Tyrese Haliburton	31 games

- Hunter is among the top-50 nationally with just under 2.0 steals per game.
- Hunter topped 100 assists against KU, becoming the first Cyclone freshman since Tyrese Haliburton to dish out 100 dimes.
- George Conditt is one of two active Big 12 players more than 100 career blocks (118).
- Conditt has seen his efficiency improve this season ... after shooting just 40.6 percent from the field last season (26-64 FG), Conditt has shot 65.7 percent this season (46-70) ... he's also got 41 assists this season, the most in a single season in his career ... Conditt and Texas' Timmy Allen are the only Big 12 players listed as forwards with at least 40 assists.
- Conditt has come off the bench the last four games and is averaging 6.0 ppg and shooting 71.4 percent from the field.

THROUGH THE SEASON

- ISU's overtime win at Oklahoma State was its first since Feb. 20, 2017 at Texas Tech ... it was the first conference road win since Feb. 16, 2019 at K-State.
- Iowa State made just three field goals in the second half against Texas Tech (15.8 percent), but its defense carried it to the win ... ISU trailed just 0:26 seconds in the game, despite shooting only 30.6 percent from the field.
- The Cyclones' 51 points in the win against Texas Tech were their fewest in a league win since a 48-46 victory at Nebraska on Feb. 10, 1979.
- ISU shot 76.9 percent from the field in the second half against Southeastern Louisiana, the best shooting half for the Cyclones since the 2018-19 season (Ole Miss).

- ISU's 47-37 win against Jackson State marked the lowest scoring game Hilton Coliseum history.

- Iowa State's 19-point win against Memphis was the largest margin of victory over a top-10 opponent in school history and the second-largest margin of victory over a top-25 team.

- ISU also topped its previous largest win against Iowa, defeating the Hawkeyes by 20 points.

- ISU held Iowa, which entered the game averaging 90.1 points and shooting 48.7 percent from the field to just 53 points and 27 percent shooting.

- ISU held the nation's leading scorer Keegan Murray (Iowa) to nine points on 4-17 shooting.

- The Cyclones won their fourth preseason tournament in the last eight seasons by defeating No. 25 Xavier and No. 9 Memphis to win the NIT Season Tip-Off.

- Against Memphis, ISU recorded its first game since 2004 in which it had 10 steals and 10 blocks in the same game.

- ISU is one of nine teams since 1996-97 to shoot 1-for-20 behind the arc and win a game as it did against Alabama State.

- Against Alabama State, ISU snapped a 36-game losing streak when shooting worse from the field than their opponent ... ISU shot just 37.1 percent compared to 43.9 percent for ASU.

STREAKS OF NOTE

- 11 - The Cyclones have won 11 consecutive games against non-conference opponents at Hilton Coliseum.

- 34 - ISU has won 34 consecutive games when scoring 80 or more points.

ON FIRE!!

- Jaz Kunc had one of the best shooting performances in school history against Grambling State ... his 5-for-5 3-point shooting performance made him just the eighth Cyclone in school history to attempt five three-pointers and make them all ... on top of that, Kunc hit his other two field goals to finish 7-for-7 from the field, also matching the school record for field goal percentage in a game (11th player to go at least 7-for-7 from field) ... Kunc's only miss came at the line, where he went 2-for-3.

NEW LOOK CYCLONES



STANDINGS (as of 2/11/22)

School	Big 12	Overall
Kansas	8-2	19-4
Baylor	8-3	20-4
Texas Tech	7-4	18-6
Texas	7-4	18-6
TCU	5-4	16-5
Oklahoma	4-7	14-10
Kansas State	4-7	12-11
Oklahoma State	4-7	11-12
West Virginia	3-7	14-9
Iowa State	3-8	16-8



HONORS

Big 12 Player of the Week

11-15	Ochai Agbaji, Kansas
11-22	Taz Sherman, West Virginia
11-29	Gabe Kalscheur, Iowa State
12-6	Christian Braun, Kansas
12-13	Taz Sherman, West Virginia
12-20	Mike Miles, TCU
12-27	Izaiah Brockington, Iowa State
	Sean McNeil, West Virginia
1-3	James Akinjo, Baylor
1-10	Adam Flagler, Baylor
1-17	Ochai Agbaji, Kansas
1-24	Ochai Agbaji, Kansas
	Nijel Pack, Kansas State
1-31	Izaiah Brockington, Iowa State
2-7	Nijel Pack, Kansas State

Big 12 Newcomer of the Week

11-15	Tanner Groves, Oklahoma
11-22	Tre Mitchell, Texas
11-29	Gabe Kalscheur, Iowa State
12-6	Tanner Groves, Oklahoma
12-13	Izaiah Brockington, Iowa State
12-20	Kendall Brown, Baylor
12-27	Izaiah Brockington, Iowa State
1-3	Mark Smith, Kansas State
1-10	James Akinjo, Baylor
1-17	Gabe Kalscheur, Iowa State
1-24	Kevin Obanor, Texas Tech
1-31	Bryson Williams, Texas Tech
2-7	Damion Baugh, TCU

FROM THE NOTEBOOK

- Along with a new coaching staff, Iowa State returned just five players (three scholarship) from last season's team ... the Cyclones have just 20 total starts back from last season, but no player with double-digit starts.
- It marks the first time since the 1997-98 season that the Cyclones officially returned no starters.
- ISU returned just 13.3 percent of its scoring, 25.6 percent of its rebounding and 24 percent of minutes played, all of which rank at the bottom of the Big 12 Conference.

OTZ IS BACK!

- After spending the last five seasons as head coach at South Dakota State and UNLV, T.J. Otzelberger has returned to Iowa State as the 21st head coach in program history.
- Otzelberger, the second youngest coach in the Big 12 Conference (44 years old), has averaged 19.8 wins per season and made three postseason appearances (2 NCAA/1 NIT).
- Otzelberger has been on staff for the school's previous three coaches: Greg McDermott, Fred Hoiberg and Steve Prohm.
- The last three Cyclone teams he worked with went 69-35 (.663) with NCAA Tournament appearances every season.
- Credited with signing or development of Cyclone greats like Royce White, Will Clyburn, Tyrus McGee, Georges Niang, Melvin Ejim, Monte Morris, Abdel Nader, Scott Christopherson, Matt Thomas, Naz Mitrou-Long and Deonte Burton, among others.
- At SDSU, coached three-time Summit League Player of the Year Mike Daum, who scored more than 3,000 career points.

YOUNGEST POWER-6 COACHES

1. Will Wade	LSU	38
2. Mike Boynton	Oklahoma State	39
Travis Steele	Xavier	39
4. Ben Johnson	Minnesota	40
5. Lavall Jordon	Butler	42
6. Josh Pastner	Georgia Tech	44
7. T.J. Otzelberger	Iowa State	44

*Ages as of start of 2021-22 season

POWER CONFERENCE REINFORCEMENTS

- Of the 12 players on ISU's roster, seven are newcomers ... of those seven newcomers, four joined the Cyclones in the form of power conference transfers ... that total is tied for the most nationally:

MOST POWER CONFERENCE TRANSFERS ADDED

- 4 Iowa State, New Mexico, Texas A&M, TCU, Grand Canyon
- The four power conference transfers added significant experience to the roster to the tune of more than 2,000 points and 315 games played.

HILTON MAGIC

- Iowa State is playing its 51st season at Hilton Coliseum ... the arena opened in 1971 with a win against Arizona in the first game.
- ISU has recorded a 74.1 winning percentage (578-202) at the arena.
- ISU has ranked among the nation's top-30 teams in attendance the last nine non-Covid seasons.
- Hilton Magic was coined in 1989 by Des Moines Register sportswriter Buck Turnbull.

IOWA STATE VS. RANKED OPPONENTS

- Iowa State is 114-285 all-time against ranked opponents (at tip).
- ISU has a 26-18 record in its last 44 games against ranked foes in Hilton Coliseum.
- ISU is 7-10 against ranked non-conference foes at Hilton Coliseum ... The Cyclones have won six of the last seven meetings: 2019-20: #16 Seton Hall; 2014-15: #18 Arkansas; 2013-14: #23 Iowa, #7 Michigan; 2005-06: #12 Iowa; 2004-05: #19 Virginia.

At Home: 73-88

On Road: 17-147

Neutral Site: 24-50

IOWA STATE QUICK FACTS

- Iowa State is playing its 115th season of men's basketball and the first under head coach T.J. Otzelberger.
- Iowa State's 2021-22 roster includes 13 players from 11 different states and two other countries.
- Jaz Kunc is the first Cyclone from Slovenia and Tristan Enaruna is the first from The Netherlands.
- The Cyclone roster has two walk-ons: Carter Boothe and Eric Steyer.

KING JOINS CYCLONES

- Eastern Kentucky and Georgetown transfer Tre King joined the Cyclones after the holiday break.

- King never played at Georgetown despite starting classes and will not be eligible for the spring semester unless a waiver is approved.

CYCLONES SIGN THREE

- Iowa State signed three preps to NLI's in November ... the first signing class of Otzelberger's tenure as head coach featured competitors and winners as the focus ... the result was the fourth-highest ranked class in the Big 12 Conference.

Tamin Lipsey: Otzelberger got the hometown kid to stay home as 6-2 guard Tamin Lipsey from Ames picked the Cyclones ... Lipsey is a terrific athlete that picked basketball and is a physical guard.

Eli King: King (Caledonia, Minn.) is another multi-sport athlete that had multiple Division I football offers as well ... a 6-3 guard, King is an explosive athlete that mixes that ability with toughness and competitiveness ... a composite top-100 recruit.

Demarion Watson: Watson (Maple Grove, Minn.) preps at Totino-Grace HS as a 6-7 wing with a 7-foot plus wing span ... an elite athlete that shoots the ball at a high level, Watson is a versatile player due to his athleticism and intelligence.

INDIVIDUAL RECORDS

BLOCKS, CAREER

- 235 Jared Homan (2002-05)
- 189 Kelvin Cato (1996-97)
- 134 Loren Meyer (1992-95)
- 120 Victor Alexander (1988-91)
- 118 George Conditt IV (2019-pres.)**
- 115 Sam Hill (1984-87)
- 114 Jameel McKay (2015-16)
- 109 Rahshon Clark (2005-08)
- 99 Craig Brackins (2008-10)
- 92 Cameron Lard (2018-19)

5+ BLOCK GAMES, CAREER

- 14 Kelvin Cato (1996-97)
- 9 Jared Homan (2002-05)
- 3 George Conditt IV (2019-pres.)**
- 3 Jameel McKay (2015-16)
- 2 Jamie Vanderbeken (2009-11)
- 2 Craig Brackins (2008-10)
- 2 Jackson Vroman (2003-04)
- 2 Loren Meyer (1992-95)
- 2 Victor Alexander (1988-91)

STEALS BY A FRESHMAN

- 65 Fred Hoiberg (1991-92)
- 55 Curtis Stinson (2003-04)
- 54 Tyrese Haliburton (2018-19)
- 52 Will Blalock (2003-04)
- 51 Rahshon Clark (2004-05)
- 47 Tyrese Hunter (2021-22)

TEAM RECORDS

OPPONENT 3FG PERCENTAGE (Since 1950)

- .291 2021-22**
- .306 2011-12
- .307 2004-05
- .311 2012-13
- .325 1998-99

MOST WINS vs. RANKED TEAMS, SEASON

- 9-2014-15
- 9-2013-14
- 7-1999-00
- 6-2018-19
- 5-2004-05
- 5-1991-92
- 4-2021-22**
- 4-2015-16
- 4-2000-01
- 4-1987-88
- 11-3-2017-18
- 3-2012-13
- 3-1996-97
- 3-1994-95
- 3-1985-86

COACHING RECORDS

MOST WINS, FIRST SEASON

- 23 Steve Prohm (2015-16)
- 23 Tim Floyd (1994-95)
- 20 Wayne Morgan (2003-04)
- 16 T.J. Otzelberger (2021-22)**
- 16 Fred Hoiberg (2010-11)
- 15 Greg McDermott (2006-07)
- 15 Larry Eustachy (1998-99)
- 15 Glen Anderson (1959-60)
- 14 Clayton Sutherland (1947-48)



- Hilton Coliseum - 50th Anniversary Season

It has played host to Elton John. It's rocked with Bruce Springsteen. The King of Rock and Roll visited in 1976. But it's Hilton Magic at Cyclone sporting events that have provided the most memorable moments inside Hilton Coliseum.

The arena has been host to men's and women's basketball, wrestling, gymnastics and volleyball since opening its doors in December of 1971.

Iowa State has won more than 570 men's basketball games at Hilton Coliseum, including the 2001 Big 12 regular season title clinching victory against Nebraska.

From buzzer-beaters to impossible to believe second-half comebacks, Hilton Coliseum has warmed up nearly 9 million men's basketball fans during cold Iowa winters.

This season, Iowa State is celebrating the history of the building, which is widely considered to be one of the best home courts in college basketball.

THE FACTS

Opened: Dec. 2, 1971

Opponent: Def. Arizona, 71-54

Cost: \$8.5 million

Capacity: 14,267

Name: James H. Hilton Coliseum is named after the former Iowa State President (1953-65), who first articulated the vision for the Iowa State Center Complex.



Category 5 Culture

Gratitude
Enthusiasm
Toughness
Unity
Integrity

When T.J. Otzelberger arrived at Iowa State as head coach, one of his first priorities was creating a culture with a number of core values that define Cyclone basketball. Through that process, #C5C was born.

IN THE POLLS

Week	AP/Coach	Week	AP/Coach
Nov. 15	NR/NR	Jan. 17	15/14
Nov. 22	NR/NR	Jan. 24	23/24
Nov. 29	19/23	Jan. 31	20/22
Dec.. 6	17/19	Feb. 7	RV/RV
Dec. 13	11/11	Feb. 14	-/-
Dec. 20	9/8	Feb. 21	-/-
Dec. 27	8/8	Feb. 28	-/-
Jan. 3	11/11	Mar. 7	-/-
Jan. 10	15/16	Mar. 14	-/-

Consecutive Weeks Ranked: -

Most Consecutive Weeks Ranked Under Oztz: 10

SHOT PERCENT PER HALF

Highest

Iowa State	76.9%	2nd vs. SE Louisiana
Opponent	81.8%	2nd vs. Oklahoma

Lowest

Iowa State	15.8%	2nd vs. Texas Tech
Opponent	24.0%	1st vs. SE Louisiana

BY THE HALF

	FIRST HALF	SECOND HALF
Scoring	31.3	35.8
FG%	42.0	45.5
3FG%	30.4	33.1

DOUBLE FIGURE SCORERS

Number	W-L	Number	W-L
0 players	0-0	1 player	0-1
2 players	7-2	3 players	5-5
4 players	2-0	5 players	2-0
6 players	0-0	7 players	0-0

BENCH SCORING

Team	Points	PPG	Pct.
Iowa State	519	21.6	31.9%
Opponent	386	16.1	26.0%

Season High - 50 vs. Grambling State

Season Low - 7 vs. Xavier

MISC. STATS

Largest...

Lead	39 vs. Grambling
Margin of Victory	35 vs. Grambling
Deficit	23 vs. TTU, Texas
Margin of Defeat	22 vs. Texas
Halftime Lead	24 vs. Grambling
Halftime Deficit	11, twice
Iowa State Run	19 vs. Jackson State
Opponent Run	15 vs. Texas

Most...

Points in a Half	52 vs. SE Louisiana
Opp. Points in a Half	47 vs. Oklahoma
Points Off Turnovers	26 vs. Kansas
2nd Chance Points	20 vs. Grambling
Points in the Paint	44 vs. Baylor
Fastbreak Points	20 vs. Memphis

DOUBLE-DOUBLES

Izaiah Brockington (7)

vs. Oregon State	10 points-12 rebounds
vs. Alabama State	23 points-13 rebounds
vs. Ark.-Pine Bluff	23 points-10 rebounds
vs. Iowa	29 points-10 rebounds
vs. SE Louisiana	17 points-11 rebounds
vs. Chicago State	20 points-13 rebounds
vs. TCU	19 points-11 rebounds

Tristan Enaruna (1)

vs. Chicago State	19 points-10 rebounds
-------------------	-----------------------

CYCLONE FACTS

4

Four newcomers from power conferences, tying for the most in the nation.

7

Iowa State has seven newcomers on this season's squad.

26

26 times Iowa State has had a player named to an All-America team, including seven times in the last nine seasons.

482

The Cyclones have made at least one three-point field goal in 482 consecutive games, a streak dating back to the 2007-08 season opener against Winston-Salem State.

SITUATIONAL RECORDS

	2021-22	Under Otz	Streak
Against Non-conference opponents	13-0	13-0	W13
Against Big 12 opponents	3-8	3-8	L3
At Home:	12-3	12-3	L1
On Road:	2-5	2-5	L2
At Neutral Sites:	2-0	2-0	W2
Leading at half	13-2	13-2	W2
Trailing at half	2-6	2-6	L3
Tied at half	1-0	1-0	W1
Outrebounds opponent	10-0	10-0	W10
Tied or Outrebounded	6-8	6-8	L3
Make more free throws	7-3	7-3	L1
Make same or fewer free throws	9-5	9-5	L2
Make 15 or more FTs	6-1	6-1	L1
Make Less Than 15 FTs	10-7	10-7	L3
Shooting 50 percent or better	5-1	5-1	W2
Shooting less than 50 percent	11-7	11-7	L3
Better FG% than opponent	12-0	12-0	W12
Worse FG% than opponent	4-8	4-8	L7
Makes 10 or more 3-pointers	5-0	5-0	W5
Makes Less Than 10 3-pointers	11-8	11-8	L3
Commit same or more turnovers	3-3	3-3	L3
Commits less turnovers	13-5	13-5	L2
More bench points	13-3	13-3	L1
Same or fewer bench points	3-5	3-5	L5
Score fewer than 59 points	2-2	2-2	L2
Score 60-69 points	4-5	4-5	L2
Score 70-79 points	5-1	5-1	W1
Score 80-89 points	5-0	5-0	W11
Score 90-99 points	0-0	0-0	W11
Score more than 100 points	0-0	0-0	W12
Allow 59 points or less	10-1	10-1	W1
Allow 60-69 points	2-2	2-2	L2
Allow 70-79 points	3-5	3-5	L3
Allow 80-89 points	1-0	1-0	W1
Allow 90-99 points	0-0	0-0	L11
Allowing more than 100 points	0-0	0-0	L16
Reach 40 points first	15-1	15-1	W2
Opponent reach 40 points first	1-7	1-7	L3
Decided by 5 points or less	2-2	2-2	W1
Decided by 6-10 points	5-1	5-1	L1
Decided by 11 points or more	9-5	9-5	L2
Leading with 5:00 left	15-0	15-0	W15
Trailing with 5:00 left	1-8	1-8	L3
Tied with 5:00 left	0-0	0-0	L2
Leading with 1:00 left	15-0	15-0	W16
Trailing with 1:00 left	1-8	1-8	L3
Tied with 1:00 left	0-0	0-0	L3
In November	6-0	6-0	W7
In December	6-0	6-0	W7
In January	4-5	4-5	W2
In February	0-3	0-3	L13
In March	0-0	0-0	L8
In April	0-0	0-0	-
In overtime	1-0	1-0	W1
In double overtime	0-0	0-0	W1
As AP Top-25 team	10-7	10-7	L2
Vs. AP Top-25 team	4-5	4-5	L3
Vs. AP Top-15 team	1-3	1-3	L3
Vs. AP Top 10 team	1-3	1-3	L3
On ESPN Network	15-8	15-8	L3

THE LAST TIME

Iowa State had...

100 points	104 vs. Alabama (11-28-19)
FG% 60% or better	69.1 (38-55) vs. Ole Miss (1-26-19)
FG% 30% or less	28.6 (14-49) at Texas (2-5-22)
Made 10 3-pointers	12 vs. Oklahoma State (1-26-22)
Attempted 40 FTs	41 vs. Drake (12-15-09)
Attempted Fewer Than 5 FTs	1 vs. Oklahoma (1-8-22)
Had 50 rebounds	50 vs. Iowa (12-9-21)
Had 60 rebounds	63 vs. The Citadel (11-20-16)
Had 30 assists	32 vs. Mississippi Valley State (11-5-19)
Had 10 steals	10 vs. West Virginia (2-8-22)
Had 10 blocks	10 vs. Memphis (11-26-21)
Five Players With 10+ pts	5 vs. Grambling State (11-21-21)
<i>(Enaruna, Grill, Hunter, Jackson, Kunc)</i>	
Six Players With 10+ pts	7 vs. Miss. Valley State (11-5-19)
<i>(Conditt, Griffin, Haliburton, Jacobson, Jackson, Nixon, Young)</i>	
Two Players with 20 pts	2 vs. Oklahoma (1-8-22)
<i>(Brockington, 20; Hunter, 20)</i>	
Three Players with 20 pts	3 vs. Oklahoma State (1-21-20)
<i>(Young, 27; Bolton, 21; Haliburton, 20)</i>	
2 double-doubles	2 vs. Chicago State (12-21-21)
<i>(Brockington, Enaruna)</i>	
3 double-doubles	3 vs. Buffalo (12-7-15)
<i>(McKay, Morris, Niang)</i>	

A Cyclone had...

40 points	48, Melvin Ejim vs. TCU (2-8-14)
30 points	30, Gabe Kalscheur vs. Memphis (11-26-21)
5 3-pointers	5, Caleb Grill vs. Oklahoma State (1-26-22)
20 rebounds	20, Jared Homan vs. No. Carolina (3-20-05)
15 rebounds	16, Mike Jacobson vs. Kansas St. (3-15-19)
10 rebounds	10, Izaiah Brockington vs. TCU (1-22-22)
10 assists	10, Tyrese Haliburton vs. TCU (1-4-20)
5 steals	5, Tyrese Hunter vs. Kansas (1-11-22)
5 blocks	5, George Conditt vs. Seton Hall (12-8-19)
Double-Double	Izaiah Brockington vs. TCU (1-22-22)
Triple-Double	Tyrese Haliburton vs. TCU (1-4-20)

An Opposing Team had...

100 points	105 by Iowa (12-11-20)
FG% 60% or better	61.7 (29-47) by Oklahoma (1-8-22)
FG% 30% or less	27.8 (15-54) by Chicago State (12-21-21)
Made 10 3-pointers	10 by West Virginia (2-8-22)
Made 0 3-pointers	Southern Miss (11-19-19)
Had 50 rebounds	51 by TCU (2-9-21)
Had 30 assists	31 by Texas A&M (1-16-99)
Six Players With 10+ pts	6 by Oklahoma (2-12-20)

An Opposing Player had...

40 points	40, Devin Smith, Virginia (12-6-04)
30 points	34, Avery Anderson, Oklahoma State (1-26-22)
5 3-pointers	5, Avery Anderson, Oklahoma State (1-26-22)
20 rebounds	21, Stacey King, Oklahoma (1-30-88)
15 rebounds	15, Mark Vital, Baylor (2-23-21)
10 rebounds	14, David McCormack, Kansas (2-1-22)
10 assists	13, Xavier Simpson, Michigan (11-27-19)
5 steals:	7, Damion Baugh, TCU (1-22-22)
5 blocks:	6, Kevin Samuel, TCU (1-4-20)

SPECIALTY STATS

Dunks (at ISU)

Player	2021-22	Career
Conditt	18	61
Brockington	17	17
Hunter	15	15
Enaruna	7	7
Jones	5	5
Walker	0	2
Grill	1	1

Charges Taken (at ISU)

Player	2021-22	Career
Kunc	13	13
Kalscheur	18	18
Jackson	7	14
Conditt	6	7
Grill	2	2
Brockington	1	1
Enaruna	3	3
Hunter	1	1
Walker	0	1

First Points of a Game (at ISU)

Player	2021-22	Career
Enaruna	9	9
Kalscheur	4	4
Conditt	3	6
Brockington	4	4
Hunter	3	3
Kunc	1	1
Jackson	0	3
Walker	0	1

First Sub of a Game (at ISU)

Player	2021-22	Career
Kunc	18	18
Grill	13	13
Jones	9	9
Conditt	4	36
Jackson	0	7
Walker	0	2

20-plus Points in a Game (At ISU)

Player	2021-22	Career
Brockington	8	8
Kalscheur	2	2
Hunter	2	2
Enaruna	1	1
Kunc	1	1
Grill	1	1

30-plus Points in a Game (At ISU)

Player	2021-22	Career
Brockington	1	1
Kalscheur	1	1

10-plus Rebounds in a Game (At ISU)

Player	2021-22	Career
Brockington	6	6
Conditt	1	2
Enaruna	1	1
Walker	0	1

10-plus Assists in a Game (At ISU)

Player	2021-22	Career
-	-	-

LEAD THE TEAM IN...

Player	Points		Rebounds		Assists	
	'21-22	Career	'21-22	Career	'21-22	Career
Brockington	13	13	20	20	3	3
Conditt	-	1	2	14	2	2
Enaruna	1	1	2	2	-	-
Grill	3	3	-	-	1	1
Hunter	2	2	1	1	18	18
Jackson	-	-	-	4	-	2
Jones	-	-	-	-	1	1
Kalscheur	4	4	2	2	2	2
Kunc	2	2	1	1	-	-
Steyer	-	-	-	-	-	-
Walker	-	-	-	3	-	3

RECORD BY STARTERS

Starters

Brockington, Enaruna, Hunter, Jones, Kalscheur
Brockington, Conditt, Enaruna, Hunter, Kalscheur

W-L

3-3
13-5

WINNING STREAKS

All Opponents

Total: Lost 3 Home: Lost 1
Road: Lost 2 Neutral: Won 2

Big 12 Opponents

Total: Lost 3 Home: Lost 2
Road: Lost 2 Neutral: Lost 2

Non-Conference Opponents

Total: Won 13 Home: Won 11
Road: Won 1 Neutral: Won 2

A.P. Top-25 Ranked Opponents

Total: Lost 3 Home: Lost 1
Road: Lost 14 Neutral: Won 2

Last Win Over Ranked Team

Home - #21 Texas (79-70), 1/21/22
Road - #18 Kansas State (78-64), 2/16/19
Neutral - #9 Memphis (78-59), 11/26/21

Homecourt Win Streaks

39 2/16/99 - 11/30/01 (four seasons)
22 1/18/12 - 2/25/13 (two seasons)
22 2/16/85 - 12/22/86 (three seasons)
21 3/4/92 - 12/21/93 (three seasons)
21 1/25/14 - 2/25/15 (two seasons)

Current streak - 0

Conference Home Win Streaks

18 2/16/99 - 1/9/02 (four seasons)
14 1/18/12 - 2/5/13 (two seasons)
14 1/25/14 - 2/25/15 (two seasons)
12 2/16/85 - 1/20/87 (three seasons)

Current streak - 0

Non-Conference Home Win Streaks

41 1/2/91 - 12/9/95 (six seasons)
37 12/6/11 - 12/1/16 (six seasons)
28 11/23/98 - 12/1/01 (four seasons)
21 11/28/03 - 11/26/05 (three seasons)

Current streak - 11 (12/20/20-Pres.)

MOST 3-POINTERS, GAME

1.	18	Kansas	2/4/17
2.	17	Kansas	2/25/13
3.	16	Oklahoma	2/6/21
	16	No. Colorado	11/22/11
4.	15	Alabama	11/28/19
	15	Oklahoma State	2/28/17
	15	Omaha	12/5/16
	15	UNC-Wilmington	11/10/13
	15	Oklahoma	2/4/12
	15	UW-Milwaukee	11/16/08
9.	14	Pur.-Fort Wayne	12/22/19
	14	Kansas State	2/16/19
	14	San Diego State	11/21/18
	14	Northern Illinois	12/4/17
	14	Drake	12/17/16
	14	Chattanooga	11/23/15
	14	Oklahoma	2/9/15
	14	Kansas	1/9/13
	14	TCU	2/16/13
	14	West Virginia	3/9/13
	14	Rice	11/26/11
	14	Kansas	2/12/11
	14	Baylor	1/15/11
	14	Drake	11/17/19

1

IZAIAH BROCKINGTON

@theonlyiZB

Senior, Guard, 6-4, 196
Philadelphia, Pa. (Penn State/
St. Bonaventure/Archbishop Ryan HS)



SEASON HIGHS

Points:	30 vs. Xavier (11/24/21)
FG:	12 vs. Xavier (11/24/21)
FGA:	28 vs. Kansas (2/1/22)
3FG:	4 vs. Xavier (11/24/21)
3FGA:	6 vs. Xavier (11/24/21)
FT:	8, three times
FTA:	8, three times
Off. Reb:	5 vs. Iowa (12/9/21)
Def. Reb:	11, three times
Reb:	13, twice
Assists:	3, many times
Blocks:	2 vs. Memphis (11/26/21)
Steals:	4 vs. Chicago State (12/21/21)
Minutes:	41 at Oklahoma State (1/26/22)

CAREER HIGHS

Points:	30 vs. Xavier (11/24/21)
FG:	12 vs. Xavier (11/24/21)
FGA:	28 vs. Kansas (2/2/22)
3FG:	4, twice
3FGA:	8, twice
FT:	9 vs. Northwestern (1/23/21)
FTA:	9, three times
Off. Reb:	5 vs. Iowa (12/9/21)
Def. Reb:	11, three times
Reb:	13, twice
Assists:	7 vs. Ohio State (2/18/21)
Blocks:	2, twice
Steals:	4, twice
Minutes:	41 at Oklahoma State (1/26/22)

PERSONAL BENCHMARKS

	Season	Career
Games	24	114 (24*)
Starts	24	49 (24*)
Double-Figure Points	20	56 (20*)
20+ Points	8	13 (8*)
30+ Points	1	1 (1*)
Double-Figure Rebounds	7	7 (7*)
Double-Doubles	7	7 (7*)
4+ 3-Pointers Made	1	2 (1*)
*at ISU		

Consecutive Games Started	24
Consecutive Games w/10+ points	7
Consecutive Games w/20+ points	-
Consecutive Games with a 3-pointer	-
Consecutive Free Throws Made	12

2021-22 PLAYER TRENDS

Team Record w/10+ Points	13-8
Team Record w/20+ Points	6-2
Team Record when makes a 3-pointer	8-1
Team Record w/10+ Rebounds	6-1

UPCOMING MILESTONES

- Eight steals from 100 in his career.

BEST PERFORMANCES

- **vs. Iowa:** Dropped 29 points on Iowa, making 11-of-14 field goals, including his first nine attempts ... finished with a double-double (10 rebounds).
- **at Oklahoma State:** Had 26 points on 11-of-20 shooting ... scored five points in overtime and hit multiple clutch shots down the stretch in regulation.
- **vs. Xavier:** Scored a career-high 30 points, making 12-of-19 field goals and 4-of-6 3-pointers.

BROCKINGTON QUICK HITS

- Wooden Award Midseason Top 25 Watch List...Jerry West Award Top 10 ... Naismith Trophy Midseason List.
- All-Tournament Team at Upsie NIT Season Tip-Off ... Co-Big 12 Player of the Week (Dec. 27) ... Big 12 Newcomer of the Week (Dec. 13, Dec. 27).
- Joined the Cyclones in the summer after spending two seasons at Penn State ... earned his undergrad degree in labor and employment relations from PSU and is working toward a master's degree in family financial planning at ISU.
- Brockington gives the Cyclones an experienced and physical playmaking guard ... considered an elite rebounder at the guard position, having pulled down nearly five rebounds per game last season.
- Son of Jennifer St. Jean and Antoine Brockington ... stepfather is Noisette St. Jean ... father, Antoine, was MEAC Player of the year for 1997-98 at Coppin State ... he scored 20 points in a three point overtime loss to the Cyclones at Hilton Coliseum in 1997.

CAREER STATISTICS

BROCKINGTON, Izaiah

SEASON	TEAM	GP-GS		MIN/AVG		Field Goals		3-Point		F-Throws		Rebounds		PF-FO		TO		BLK STL		Scoring						
		GP	GS	MIN	AVG	FG	FGA	FG%	3FG	3FGA	3FG%	FT	FTA	FT%	OFF	DEF	TOT	AVG	PF	FO	A	TO	BLK	STL	PTS	AVG
2017-18	SBU	34	1	396	11.6	52	118	.441	22	53	.415	21	39	.538	8	34	42	1.2	27	1	30	14	5	14	147	4.3
2019-20	PSU	31	0	646	20.8	94	211	.445	12	45	.267	52	74	.703	26	57	83	2.7	52	0	35	41	4	26	252	8.1
2020-21	PSU	25	24	741	29.6	117	272	.430	12	43	.279	69	82	.841	27	96	123	4.9	50	2	43	41	6	24	315	12.6
2021-22	IowaSt	24	24	811	33.8	150	326	.460	18	52	.346	81	100	.810	47	139	186	7.8	44	1	38	51	4	28	399	16.6
TOTAL FOR IowaSt		24	24	811	33.8	150	326	.460	18	52	.346	81	100	.810	47	139	186	7.8	44	1	38	51	4	28	399	16.6
TOTAL		114	49	2593	22.7	413	927	.446	64	193	.332	223	295	.756	108	326	434	3.8	173	4	146	147	19	92	1113	9.8

CAREER STATISTICS VS. KANSAS STATE

No Games Played



CALEB GRILL

@caleb_grill0 @calebgrill3

Junior, Guard, 6-3, 198
Wichita, Kan. (UNLV/Maize HS)



SEASON HIGHS

Points:	20 vs. SE Louisiana (12/19/21)
FG:	7 vs. SE Louisiana (12/19/21)
FGA:	11 vs. SE Louisiana (12/19/21)
3FG:	6 vs. SE Louisiana (12/19/21)
3FGA:	10 vs. SE Louisiana (12/19/21)
FT:	2, four times
FTA:	3 vs. Ark.-Pine Bluff (12/1/21)
Off. Reb:	2 at Kansas (1/11/22)
Def. Reb:	5 vs. SE Louisiana (12/19/21)
Reb:	5, three times
Assists:	5, three times
Blocks:	1, four times
Steals:	3, twice
Minutes:	33 at West Virginia (2/8/22)

CAREER HIGHS

Points:	27 vs. Alabama (12/1/20)
FG:	10 vs. Alabama (12/1/20)
FGA:	17 vs. Alabama (12/1/20)
3FG:	7 vs. Alabama (12/1/20)
3FGA:	12 vs. Alabama, 12/1/20
FT:	4, twice
FTA:	5 vs. Montana State (11/25/20)
Off. Reb:	2, three times
Def. Reb:	6, four times
Reb:	8 vs. Oklahoma State (3/11/20)
Assists:	7 at San Jose State (2/21/21)
Blocks:	1, many times
Steals:	4, twice
Minutes:	39, twice

PERSONAL BENCHMARKS

	Season	Career
Games	24	80 (53*)
Starts	-	29 (2*)
Double-Figure Points	8	19 (8*)
20+ Points	1	2 (1*)
Double-Figure Rebounds	-	-
4+ 3-Pointers Made	5	9 (5*)
5+ Assists	3	4 (3*)

Consecutive Games Started	-
Consecutive Games w/10+ points	1
Consecutive Games w/20+ points	-
Consecutive Games with a 3-pointer	1
Consecutive Free Throws Made	7

2021-22 PLAYER TRENDS

Team Record w/10+ Points	6-2
Team Record w/20+ Points	1-0
Team Record w/multiple 3-pointers made	10-2
Team Record w/10+ Rebounds	-

UPCOMING MILESTONES

- None

BEST PERFORMANCES

- vs. Alabama:** While playing for UNLV, scored a career-high 27 points while making 7-of-12 threes against the nationally-ranked Crimson Tide.
- vs. Creighton:** Connected on 4-of-4 threes and led the team with 16 points.
- vs. Oklahoma State:** Closed out his first stint as a Cyclone with nine points, making 3-of-5 threes, at the Big 12 Tournament.

GRILL QUICK HITS

- Terrific prep athlete, starring in football, track and field and baseball in addition to basketball ... won the Class 5A state title with a high jump of 6-8.
- Originally signed with T.J. Otzelberger and South Dakota State out of high school ... re-opened his recruitment after Otzelberger took the UNLV job and ultimately signed with the Cyclones and played the 2019-20 season at ISU ... transferred to UNLV for the 2020-21 season and then followed Otzelberger back to Ames last summer.
- One of five Division 1 players at the Power-6 level to transfer back to original school after spending time between at another school ... overall 16 D1 players transferred back to their original schools.
- The Wichita, Kansas, native tied for the team lead with 27 starts at UNLV and was fourth on the team averaging 9.1 ppg ... he was second on the team with 55 made 3-pointers.
- Son of Chris and Lena ... Chris coached him in high school.

CAREER STATISTICS


GRILL, Caleb

		Field Goals		3-Point		F-Throws		Rebounds		Scoring	
SEASON	TEAM	GP-GS	MIN/AVG	FG-FGA	FG%	3FG-3FGA	3FG%	FT-FTA	FT%	OFF DEF TOT AVG	PF-FO A TO BLK STL PTS AVG
2019-20	IowaSt	29-2	399/13.7	22-70	.314	13-52	.250	4-7	.571	8 40 48 1.7	35-0 17 16 2 14 61 2.1
2020-21	UNLV	27-27	898/33.3	86-217	.396	55-161	.342	20-31	.645	7 80 87 3.2	55-1 61 37 3 37 247 9.1
2021-22	IowaSt	24-0	564/23.5	58-133	.436	42-107	.393	10-13	.769	9 42 51 2.1	49-1 39 16 4 25 168 7.0
TOTAL FOR IowaSt		53-2	963/18.2	80-203	.394	55-159	.346	14-20	.700	17 82 99 1.9	84-1 56 32 6 39 229 4.3
TOTAL		80-29	1861/23.3	166-420	.395	110-320	.344	34-51	.667	24 162 186 2.3	139-2 117 69 9 76 476 6.0

CAREER STATISTICS VS. KANSAS STATE

5.7 ppg, 2.3 rpg, 0.7 apg -- Most Recent at UNLV, First 2 at Iowa State

Date	MP	FG-Att	Pct	3Pt-Att	Pct	FT-Att	Pct	PF	Off	Def	Tot	A	TO	BS	S	TP
2/8/20	3	0-1	.000	0-1	.000	0-0	.000	0	0	0	0	0	0	0	0	0
3/7/20	38	2-8	.250	1-7	.143	0-0	.000	2	1	2	3	0	2	0	1	5
12/5/20	29	5-8	.625	2-5	.400	0-0	.000	3	0	4	4	2	0	0	2	12
TOTALS	70	7-17	.412	3-13	.231	0-0	.000	5	1	6	7	2	2	0	3	17



SEASON HIGHS

Points:	12, four times
FG:	4, four times
FGA:	8, twice
3FG:	4, three times
3FGA:	7, three times
FT:	2 at Oklahoma State (1/26/22)
FTA:	2 at Oklahoma State (1/26/22)
Off. Reb:	1, twice
Def. Reb:	5 vs. Oregon State (11/12/21)
Reb:	5 vs. Oregon State (11/12/21)
Assists:	5 vs. Grambling State State (11/21/21)
Blocks:	1, twice
Steals:	3, twice
Minutes:	28 vs. Grambling State State (11/21/21)

CAREER HIGHS

Points:	18 vs. TCU (2/25/20)
FG:	6 vs. TCU (2/25/20)
FGA:	11 vs. Texas (3/2/21)
3FG:	4, four times
3FGA:	9 vs. West Virginia (3/13/20)
FT:	3 vs. Oklahoma State (3/11/20)
FTA:	4 vs. Oklahoma State (3/11/20)
Off. Reb:	2, three times
Def. Reb:	5 vs. Oregon State (11/12/21)
Reb:	5, four times
Assists:	5, twice
Blocks:	1, many times
Steals:	3, many times
Minutes:	40, twice

PERSONAL BENCHMARKS

	Season	Career
Games	23	70
Starts	-	19
Double-Figure Points	5	10
Double-Figure Rebounds	-	0
4+ 3-Pointers Made	3	5
Consecutive Games Started	-	-
Consecutive Games w/10+ points	-	-
Consecutive Games with a 3-pointer	-	-
Consecutive Free Throws Made	6	-

2021-22 PLAYER TRENDS

Team Record w/10+ Points	3-2
Team Record w/20+ Points	-
Team Record w/10+ Rebounds	-

UPCOMING MILESTONES

- 25 3-Pointers to 100 in his career.

BEST PERFORMANCES

- **vs. Oklahoma:** Scored 12 points, connecting on 4-of-7 three-pointers.
- **vs. Ark.-Pine Bluff:** Matched his season high with 12 points, making 5-of-10 field goals.
- **vs. TCU:** Scored 18 points, connecting on 4-of-7 threes, in home win against the Horned Frogs in 2020.

JACKSON QUICK HITS

- Missed eight total games last season due to left knee sprain (six games in November-December) and COVID protocols (two games).
- Prepped at Blythewood High School near Columbia, S.C. ... three-star recruit scored more than 1,000 career points.
- Played for Team South Carolina, the same AAU program that Zion Williamson and Ja Morant played for early in their careers.
- Son of Charles Jackson, Jr., and Iva Gaymon ... father played basketball at South Carolina State and is the director of character and life skills for the South Carolina football team.

CAREER STATISTICS

JACKSON, Tre

		Field Goals				3-Point		F-Throws		Rebounds				Scoring						
SEASON	TEAM	GP-GS	MIN/AVG	FG-FGA	FG%	3FG-3FGA	3FG%	FT-FTA	FT%	OFF	DEF	TOT	AVG	PF-FO	A	TO	BLK	STL	PTS	AVG
2019-20	IowaSt	31-12	669/21.6	44-130	.338	32-95	.337	13-18	.722	6	47	53	1.7	57-3	40	37	3	26	133	4.3
2020-21	IowaSt	16-7	438/27.4	29-89	.326	18-66	.273	5-8	.625	7	36	43	2.7	34-0	20	11	2	21	81	5.1
2021-22	IowaSt	23-0	326/14.2	38-90	.422	25-65	.385	2-2	1.000	2	21	23	1.0	32-1	19	22	2	20	103	4.5
TOTAL		70-19	1433/20.5	111-309	.359	75-226	.332	20-28	.714	15	104	119	1.7	123-4	79	70	7	67	317	4.5

CAREER STATISTICS VS. KANSAS STATE

0.0 ppg, 1.0 rpg, 0.7 apg

Date	MP	FG-Att	Pct	3Pt-Att	Pct	FT-Att	Pct	PF	Off	Def	Tot	A	TO	BS	S	TP
2/8/20	23	0-0	.000	0-0	.000	0-0	.000	2	0	1	1	0	2	0	1	0
3/7/20	18	0-2	.000	0-1	.000	0-0	.000	5	0	1	1	1	1	0	0	0
3/6/21	30	0-3	.000	0-2	.000	0-0	.000	3	0	1	1	1	1	0	0	0
TOTALS	71	0-5	.000	0-3	.000	0-0	.000	10	0	3	3	2	4	0	1	0



SEASON HIGHS

Points:	11 vs. Ark.-Pine Bluff (12/1/21)
FG:	5 vs. Xavier (11/24/21)
FGA:	7 vs. Xavier (11/24/21)
3FG:	0
3FGA:	0
FT:	5, twice
FTA:	6, twice
Off. Reb:	7 vs. Grambling State State (11/21/21)
Def. Reb:	5 at Oklahoma State (1/26/22)
Reb:	8 at Oklahoma State (1/26/22)
Assists:	5 at Oklahoma (1/8/22)
Blocks:	3 at Texas Tech (1/18/22)
Steals:	2 vs. Xavier (11/24/21)
Minutes:	31 vs. Creighton (12/4/21)

CAREER HIGHS

Points:	19 at TCU (1/4/20)
FG:	6, twice
FGA:	12 at TCU (1/4/20)
3FG:	0
3FGA:	1, three times
FT:	7, twice
FTA:	11 at TCU (1/4/20)
Off. Reb:	7 vs. Grambling State State (11/21/21)
Def. Reb:	7, twice
Reb:	10, twice
Assists:	5 at Oklahoma (1/8/22)
Blocks:	5, three times
Steals:	3 at Auburn (1/25/20)
Minutes:	31, three times

PERSONAL BENCHMARKS

	Season	Career
Games	24	106
Starts	18	28
Double-Figure Points	3	12
20+ Points	-	0
Double-Figure Rebounds	1	2
Double-Doubles	-	0
4+ Blocks	-	8
Consecutive Games Started	-	-
Consecutive Games w/10+ points	-	-
Consecutive games w/a blocked shot	-	-
Consecutive free throws made	-	1

2021-22 PLAYER TRENDS

Team Record w/10+ Points	3-0
Team Record w/20+ Points	-
Team Record w/10+ Rebounds	1-0
Team Record w/a block	9-5
Team Record w/multiple blocks	3-2

UPCOMING MILESTONES

- 2 blocks from tie for 4th (120, Victor Alexander).

BEST PERFORMANCES

- **vs. TCU:** Tallied a career-high 19 points, finishing 7-for-11 from the charity stripe.
- **vs. Seton Hall:** Scored 17 points and added six rebounds and five blocks in a win against the nationally-ranked Pirates.

CONDITT QUICK HITS

- Started the season 7-for-7 from the field, the most field goal attempts without a miss to start a season at ISU dating back to 1998-99.
- Cementing himself as one of the top shot blockers in school history, ranking eighth all time at the school.
- Attended Corliss High School in Chicago where he grew three inches from junior to senior year.
- Father, George, was a defensive lineman for the Cyclones, lettering in 1990 and 1992.
- After what he called a "horrible" junior season, senior big man George Conditt went overseas with Puerto Rico to play in the FIBA Olympic Qualifying Tournament and found his groove again.
- At the tournament, he shot 76.5 percent from the field and averaged 14.5 points ... against Serbia and Dallas Mavericks' Boban Marjanovic, Conditt scored 20 points.
- Has played for Puerto Rico at the 2018 U18 FIBA Americas Championship and 2021 Olympic Qualifying Tournament.
- Owns a 7'2" wing span.

CAREER STATISTICS

CONDITT, George

				Field Goals		3-Point		F-Throws		Rebounds								Scoring		
SEASON	TEAM	GP-GS	MIN/AVG	FG-FGA	FG%	3FG-3FGA	3FG%	FT-FTA	FT%	OFF	DEF	TOT	AVG	PF-FO	A	TO	BLK	STL	PTS	AVG
2018-19	IowaSt	26-0	209/8.0	19-30	.633	0-0	.000	13-18	.722	18	25	43	1.7	31-1	2	13	26	8	51	2.0
2019-20	IowaSt	32-7	523/16.3	89-161	.553	0-3	.000	47-76	.618	67	90	157	4.9	69-1	16	45	50	19	225	7.0
2020-21	IowaSt	24-3	315/13.1	26-64	.406	0-0	.000	6-15	.400	34	52	86	3.6	45-0	7	28	22	6	58	2.4
2021-22	IowaSt	24-18	442/18.4	46-70	.657	0-0	.000	29-43	.674	41	50	91	3.8	73-3	41	33	20	11	121	5.0
TOTAL		106-28	1488/14.0	180-325	.554	0-3	.000	95-152	.625	160	217	377	3.6	218-5	66	119	118	44	455	4.3

CAREER STATISTICS VS. KANSAS STATE

4.2 ppg, 4.6 rpg, 1.2 bpg

Date	MP	FG-Att	Pct	3Pt-Att	Pct	FT-Att	Pct	PF	Off	Def	Tot	A	TO	BS	S	TP
1/12/19	15	4-4	1.000	0-0	.000	1-2	.500	0	2	2	4	0	0	2	1	9
2/8/20	14	3-5	.600	0-0	.000	2-2	1.000	2	3	6	9	1	0	2	1	8
3/7/20	14	1-3	.333	0-0	.000	2-2	1.000	1	5	2	7	1	3	0	0	4
12/15/20	3	0-0	.000	0-0	.000	0-0	.000	1	0	0	0	0	0	1	0	0
3/6/21	11	0-3	.000	0-0	.000	0-0	.000	0	2	1	3	0	2	1	0	0
TOTALS	57	8-15	.533	0-0	.000	5-6	.833	4	12	11	23	2	5	6	2	21



SEASON HIGHS

Points:	21 vs. Grambling State State (11/21/21)
FG:	7 vs. Grambling State State (11/21/21)
FGA:	7, four times
3FG:	5 vs. Grambling State State (11/21/21)
3FGA:	6 at West Virginia (2/8/22)
FT:	7 vs. Texas Tech (1/5/22)
FTA:	10 vs. Texas Tech (1/5/22)
Off. Reb:	3 at Oklahoma State (1/26/22)
Def. Reb:	6 vs. Creighton (12/4/21)
Reb:	7, three times
Assists:	4 vs. Memphis (11/26/21)
Blocks:	3 vs. Memphis (11/26/21)
Steals:	2, many times
Minutes:	30 vs. Jackson State (12/12/21)

CAREER HIGHS

Points:	21 vs. Grambling State State (11/21/21)
FG:	7 vs. Grambling State State (11/21/21)
FGA:	12 vs. Incarnate Word, 12/21/19
3FG:	5 vs. Grambling State State (11/21/21)
3FGA:	6, four times
FT:	9 vs. Texas Southern (11/25/20)
FTA:	10 vs. Texas Tech (1/5/22)
Off. Reb:	4, twice
Def. Reb:	10 at Arizona (2/25/21)
Reb:	14 at Arizona (2/25/21)
Assists:	4 vs. Memphis (11/26/21)
Blocks:	3 vs. Memphis (11/26/21)
Steals:	4 vs. Stanford (2/20/21)
Minutes:	38 at Arizona State (2/27/21)

PERSONAL BENCHMARKS

	Season	Career
Games	24	107 (24*)
Starts	-	26 (0*)
Double-Figure Points	6	18 (6*)
20+ points	1	1 (1*)
Double-Figure Rebounds	-	1 (0*)
5+ Assists	-	0 (0*)
4+ 3-Pointers Made	1	1 (1*)
*at ISU		
Consecutive Games Started	-	-
Consecutive Games w/10+ points	-	-
Consecutive Games w/20+ points	-	-
Consecutive Games with a 3-pointer	1	-
Consecutive Free Throws Made	-	-

2021-22 PLAYER TRENDS

Team Record w/10+ Points	6-0
Team Record w/20+ Points	1-0
Team Record When Makes 3-Pointer	9-1
Team Record w/10+ Rebounds	-

UPCOMING MILESTONES

- Eight points from 500 in his career.

BEST PERFORMANCES

- **vs. Grambling State:** Connected on all seven field goal attempts, including all five 3-pointers, to finish with a career-high 21 points...also had a career-best three assists and pulled down seven boards.
- **vs. Arizona State:** Scored career-high 15 points in last season's regular season finale, making 6-of-9 field goals.
- **vs. Arizona:** Pulled down 14 rebounds against the Wildcats.

KUNC QUICK HITS

- Washington State transfer Aljaž Kunc was the first player to join Iowa State after T.J. Otzelberger was named head coach ... was limited by an ankle injury last season at WSU ... reached double figures in five of the season's final eight games and averaged 8.9 points and 7.4 rebounds during that stretch.
- Provides the Cyclones with length as a skilled frontline player that has proven to have the ability as a Power-5 player to knock down threes and stretch the defense ... a highly active player that can rebound outside his area.
- Competed for Slovenia in the 2016 FIBA U18 European Championships ... hails from same hometown as Luka Doncic.
- Son of Andrej and Karmen Kunc ... attended Elevation Preparatory Academy in Sarasota, Florida.

CAREER STATISTICS

KUNC, Aljaz

														Scoring								
SEASON	TEAM	GP-GS	MIN/AVG	Field Goals	FG-FGA	FG%	3FG-3FGA	3FG%	F-T Fths	FT-F	FT%	OFF	DEF	TOT	AVG	PF-FO	A	TO	BLK	STL	PTS	AVG
2018-19	WSU	31-1	360/11.6	30-67	.448		12-34	.353	10-13	.769		10	45	55	1.8	48-0	13	23	8	13	82	2.6
2019-20	WSU	29-18	506/17.5	44-128	.344		21-71	.296	22-31	.710		29	65	94	3.2	41-0	11	14	12	14	131	4.5
2020-21	WSU	23-7	456/19.8	45-107	.421		21-62	.339	34-39	.872		31	67	98	4.3	36-1	12	13	3	15	145	6.3
2021-22	IowaSt	24-0	488/20.3	42-88	.477		23-53	.434	27-41	.659		22	63	85	3.5	50-1	25	14	9	20	134	5.6
TOTAL FOR IowaSt		24-0	488/20.3	42-88	.477		23-53	.434	27-41	.659		22	63	85	3.5	50-1	25	14	9	20	134	5.6
TOTAL		107-26	1811/16.9	161-390	.413		77-220	.350	93-124	.750		92	240	332	3.1	175-2	61	64	32	62	492	4.6

CAREER STATISTICS VS. KANSAS STATE

No Games Played



CAREER HIGHS

Points:	22 at West Virginia (2/8/22)
FG:	9 at Oklahoma (1/8/22)
FGA:	17 vs. Xavier (11/24/21)
3FG:	3, twice
3FGA:	8, twice
FT:	9 vs. Alabama State (11/16/21)
FTA:	10 vs. Alabama State (11/16/21)
Off. Reb:	2, twice
Def. Reb:	6, twice
Reb:	8 vs. Iowa (12/9/21)
Assists:	8 vs. Texas (1/15/22)
Blocks:	2 vs. TCU (1/22/22)
Steals:	5, twice
Minutes:	36 at Oklahoma (1/8/22)

PERSONAL BENCHMARKS

	Season	Career
Games	24	24
Starts	24	24
Double-Figure Points	13	13
20+ Points	2	2
Double-Figure Rebounds	-	-
5+ Assists	10	10
Consecutive Games Started		24
Consecutive Free Throws Made		2
Consecutive Games w/10+ Points		2
Consecutive Games w/20+ Points		1
Consecutive Games w/a 3-pointer		2

2021-22 PLAYER TRENDS

Team Record w/10+ Points	8-5
Team Record w/20+ Points	0-2
Team Record w/10+ Rebounds	-

UPCOMING MILESTONES

- None

BEST PERFORMANCES

- **vs. Oklahoma:** Posted first 20-point game of his career and also had four steals.
- **vs. Xavier:** Had 19 points, making 3-of-4 threes ... also had a career-high five steals.
- **vs. Iowa:** Flirted with a triple-double, posting 11 points, eight rebounds and six assists against the Hawkeyes.
- **vs. Kennesaw State:** Started first game of his career and had 11 points, six rebounds, five assists and four steals.

HUNTER QUICK HITS

- First Cyclone freshman to start in a season opener since Talen Horton-Tucker (2018-19).
- Originally committed to Iowa State under former coach Steve Prohm ... Hunter stayed true to his word as Otzelberger re-recruited the Racine, Wisconsin, native to the school.
- Played at St. Catherine's for Nick Bennett, nephew of Dick Bennett and cousin of Tony Bennett, and helped the Angels to a 53-1 record his last two seasons ... won Division 3 state title as a senior. ... a consensus four-star recruit ... second-highest ranked ISU recruit during the internet rankings era (Craig Brackins).
- Was his team's most valuable player at the 2021 Allen Iverson Roundball Classic.


CAREER STATISTICS

HUNTER, Tyrese

		Field Goals		3-Point		F-Throws		Rebounds		Scoring	
SEASON	TEAM	GP-GS	MIN/AVG	FG-FGA	FG%	3FG-3FGA	3FG%	FT-FTA	FT%	OFF DEF TOT AVG	PF-FO A TO BLK STL PTS AVG
2021-22	IowaSt	24-24	735/30.6	96-245	.392	20-92	.217	51-74	.689	14 62 76 3.2	49-0 106 79 5 47 263 11.0
TOTAL		24-24	735/30.6	96-245	.392	20-92	.217	51-74	.689	14 62 76 3.2	49-0 106 79 5 47 263 11.0

CAREER STATISTICS VS. KANSAS STATE

No Games Played



SEASON HIGHS

Points:	9 vs. Alabama State (11/16/21)
FG:	4, twice
FGA:	7 at Kansas (1/11/22)
3FG:	0
3FGA:	0
FT:	2, twice
FTA:	4 at Texas Tech (1/18/22)
Off. Reb:	4 at Texas Tech (1/18/22)
Def. Reb:	3, four times
Reb:	7 at Texas Tech (1/18/22)
Assists:	5 at Oklahoma State (1/26/22)
Blocks:	2 at Texas Tech (1/18/22)
Steals:	2, twice
Minutes:	21 vs. Kansas (2/1/22)

CAREER HIGHS

Points:	23 vs. Regis (11/28/20)
FG:	10, twice
FGA:	19 vs. Regis (11/28/20)
3FG:	0
3FGA:	0
FT:	7 at South Dakota (1/5/20)
FTA:	11 at South Dakota (1/5/20)
Off. Reb:	6 vs. South Dakota State (1/8/20)
Def. Reb:	9 vs. Omaha (2/27/21)
Reb:	11 vs. South Dakota State (1/8/20)
Assists:	5 at Oklahoma State (1/26/22)
Blocks:	5 vs. Omaha (2/27/21)
Steals:	3 vs. Southeast Missouri State (11/30/19)
Minutes:	35 vs. North Dakota State (3/7/20)

PERSONAL BENCHMARKS

	Season	Career
Games	23	69 (23*)
Starts	6	43 (6*)
Double-Figure Points	-	18 (0*)
20+ points	-	0 (0*)
Double-Figure Rebounds	-	2 (0*)
Double-Doubles	-	2 (0*)
4+ Blocks	-	1 (0*)
*at ISU		

Consecutive Games Started	5
Consecutive Games w/10+ points	-
Consecutive Games w/20+ points	-
Consecutive Games w/a block	-
Consecutive Free Throws Made	-

2021-22 PLAYER TRENDS

Team Record w/10+ Points	-
Team Record w/20+ Points	-
Team Record w/10+ Rebounds	-

UPCOMING MILESTONES

- 24 points from 500 in his career.
- One field goal from 200 in his career.

BEST PERFORMANCES

- **vs. Regis:** Scored a career-high 23 points.
- **vs. North Dakota:** Made seven of nine shots and scored 17 points.
- **vs. Omaha:** Had 13 points and 10 rebounds against Omaha in the 2020-21 season finale.

JONES QUICK HITS

- Transfer from Denver where he played in 46 games and made 37 starts.
- Motor. Enthusiasm. Ability to run the floor ... Jones excels in those areas and is a physical defensive presence that proved during the recruiting process that his top priority was impacting a winning culture.
- Connected on nearly 57 percent of his field goal attempts at Denver.
- Son of Kenderick and Laura Jones.

CAREER STATISTICS

JONES, Robert

				Field Goals		3-Point		F-Throws		Rebounds								Scoring		
SEASON	TEAM	GP-GS	MIN/AVG	FG-FGA	FG%	3FG-3FGA	3FG%	FT-FTA	FT%	OFF	DEF	TOT	AVG	PF-FO	A	TO	BLK	STL	PTS	AVG
2019-20	Denver	31-23	734/23.7	118-204	.578	0-0	.000	44-101	.436	56	91	147	4.7	88-2	25	57	11	25	280	9.0
2020-21	Denver	15-14	316/21.1	56-104	.538	0-0	.000	24-42	.571	20	55	75	5.0	48-5	7	27	14	9	136	9.1
2021-22	IowaSt	23-6	283/12.3	25-53	.472	0-0	.000	10-29	.345	18	33	51	2.2	40-2	17	20	13	8	60	2.6
TOTAL FOR IowaSt		23-6	283/12.3	25-53	.472	0-0	.000	10-29	.345	18	33	51	2.2	40-2	17	20	13	8	60	2.6
TOTAL		69-43	1333/19.3	199-361	.551	0-0	.000	78-172	.453	94	179	273	4.0	176-9	49	104	38	42	476	6.9

CAREER STATISTICS VS. KANSAS STATE

No Games Played

15

CARTER BOOTHE

📍 @Boothey24 📍 @c_boothe

Senior, Guard, 6-0, 200
Leon, Iowa (Central Decatur HS)



SEASON HIGHS

Points:	2 vs. Chicago State (12/21/21)
FG:	0
FGA:	1 vs. Chicago State (12/21/21)
3FG:	0
3FGA:	1 vs. Chicago State (12/21/21)
FT:	2 vs. Chicago State (12/21/21)
FTA:	2 vs. Chicago State (12/21/21)
Off. Reb:	0
Def. Reb:	0
Reb:	0
Assists:	1 vs. Chicago State (12/21/21)
Blocks:	0
Steals:	1 vs. Chicago State (12/21/21)
Minutes:	4 vs. Grambling State (11/21/21)

CAREER HIGHS

Points:	3 vs. Texas (2/15/20)
FG:	1 vs. Texas (2/15/20)
FGA:	1, many times
3FG:	1 vs. Texas (2/15/20)
3FGA:	1, many times
FT:	2, twice
FTA:	2, twice
Off. Reb:	0
Def. Reb:	1, twice
Reb:	1, twice
Assists:	1, three times
Blocks:	0
Steals:	1 vs. Chicago State (12/21/21)
Minutes:	4 vs. Grambling State (11/21/21)

PERSONAL BENCHMARKS

	Season	Career
Games	4	15
Starts	-	0
Double-Figure Points	-	0
Double-Figure Rebounds	-	0

BEST PERFORMANCES

- **vs. Texas:** Connected on a 3-pointer against the Longhorns in 2020.

BOOTHE QUICK HITS

- Senior walk-on from Leon, Iowa.
- Academic All-Big 12 Second Team.

CAREER STATISTICS

BOOTHE, Carter

		Field Goals				3-Point		F-Throws		Rebounds							Scoring			
SEASON	TEAM	GP-GS	MIN/AVG	FG-FGA	FG%	3FG-3FGA	3FG%	FT-FTA	FT%	OFF	DEF	TOT	AVG	PF-FO	A	TO	BLK	STL	PTS	AVG
2018-19	IowaSt	3-0	7/2.3	0-2	.000	0-1	.000	0-0	.000	0	1	1	0.3	2-0	1	1	0	0	0	0.0
2019-20	IowaSt	7-0	11/1.6	1-4	.250	1-4	.250	2-2	1.000	0	1	1	0.1	1-0	1	1	0	0	5	0.7
2020-21	IowaSt	1-0	1/1.2	0-0	.000	0-0	.000	0-0	.000	0	0	0	0.0	0-0	0	0	0	0	0	0.0
2021-22	IowaSt	4-0	7/1.8	0-1	.000	0-1	.000	2-2	1.000	0	0	0	0.0	0-0	1	0	0	1	2	0.5
TOTAL		15-0	26/1.8	1-7	.143	1-6	.167	4-4	1.000	0	2	2	0.1	3-0	3	2	0	1	7	0.5

CAREER STATISTICS VS. KANSAS STATE

No Games Played



SEASON HIGHS

Points:	8 at Texas Tech (1/18/22)
FG:	2, twice
FGA:	4 at West Virginia (2/8/22)
3FG:	0
3FGA:	1 vs. Grambling State (11/21/21)
FT:	4 at Texas Tech (1/18/22)
FTA:	5 at Texas Tech (1/18/22)
Off. Reb:	2, twice
Def. Reb:	3 vs. Grambling State (11/21/21)
Reb:	3 vs. Grambling State (11/21/21)
Assists:	1, three times
Blocks:	0
Steals:	3 at West Virginia (2/8/22)
Minutes:	22 at West Virginia (2/8/22)

CAREER HIGH

Points:	10 vs. TCU (2/9/21)
FG:	4, twice
FGA:	12 vs. Kansas (2/11/21)
3FG:	2 vs. TCU (2/9/21)
3FGA:	3, four times
FT:	4, twice
FTA:	5 at Texas Tech (1/18/22)
Off. Reb:	2, three times
Def. Reb:	14 vs. Kansas (2/13/21)
Reb:	14 vs. Kansas (2/13/21)
Assists:	6 vs. West Virginia (2/2/21)
Blocks:	2 vs. Oklahoma State (1/25/21)
Steals:	3, four times
Minutes:	38, twice

PERSONAL BENCHMARKS

	Season	Career
Games	7	29
Starts	-	9
Double-Figure Points	-	1
Double-Figure Rebounds	-	1
Consecutive Games Started	-	-
Consecutive Free Throws Made	-	2

2021-22 PLAYER TRENDS

Team Record w/10+ Points	-
Team Record w/20+ Points	-
Team Record w/10+ Rebounds	-

UPCOMING MILESTONES

- None

BEST PERFORMANCES

- vs. Kansas:** Had 14 rebounds and four assists against the Jayhawks.
- vs. West Virginia:** Had six points, six rebounds and six assists against the Mountaineers in February.
- vs. TCU:** Scored career-high 10 points against the Horned Frogs.

WALKER QUICK HITS

- Played in 22 games, making nine starts, as a freshman ... most starts among this season's returnees.
- Prepped at Core 4 Prep and Discovery High School (Ga.) ... missed much of senior season after suffering a left leg cartilage injury that required surgery ... returned to full activity in late October.
- Picked Iowa State over offers from Mississippi, Mississippi State, Georgia Tech and New Mexico.

CAREER STATISTICS

WALKER, Jaden

SEASON	TEAM	GP-GS	MIN/AVG	Field Goals		3-Point		F-Throws		Rebounds				Scoring			
				FG-FGA	FG%	3FG-3FGA	3FG%	FT-FTA	FT%	OFF	DEF	TOT	AVG	PF-FO	A	TO	BLK
2020-21	IowaSt	22-9	397/18.0	26-71	.366	6-21	.286	13-16	.813	5	60	65	3.0	39-2	31	38	4
2021-22	IowaSt	7-0	37/5.3	6-10	.600	0-1	.000	7-13	.538	4	3	7	1.0	6-0	3	1	0
TOTAL		29-9	434/15.0	32-81	.395	6-22	.273	20-29	.690	9	63	72	2.5	45-2	34	39	4

CAREER STATISTICS VS. KANSAS STATE

6.0 ppg, 3.5 rpg, 0.0 apg

Date	MP	FG-Att	Pct	3Pt-Att	Pct	FT-Att	Pct	PF	Off	Def	Tot	A	TO	BS	S	TP
3/6/21	22	1-2	.500	0-0	.000	4-4	1.000	4	0	7	7	0	1	0	0	6
TOTALS	22	1-2	.500	0-0	.000	4-4	1.000	4	0	7	7	0	1	0	0	6



SEASON HIGHS

Points:	30 vs. Memphis (11/26/21)
FG:	10 vs. Memphis (11/26/21)
FGA:	18 vs. Memphis (11/26/21)
3FG:	6 vs. Texas (1/15/22)
3FGA:	12 vs. Texas (1/15/22)
FT:	8 vs. Kennesaw State, 11/9/21
FTA:	13 vs. Kennesaw State, 11/9/21
Off. Reb:	2 vs. Texas Tech (1/5/22)
Def. Reb:	8 vs. Memphis (11/26/21)
Reb:	8 vs. Memphis (11/26/21)
Assists:	8 vs. Chicago State (12/21/21)
Blocks:	1, twice
Steals:	5 vs. Memphis (11/26/21)
Minutes:	37, twice

CAREER HIGHS

Points:	34 vs. Oklahoma State (12/21/19)
FG:	11 vs. Oklahoma State (12/21/19)
FGA:	18 vs. Memphis (11/26/21)
3FG:	8 vs. Nebraska (3/8/20)
3FGA:	12, twice
FT:	8 vs. Kennesaw State (11/9/21)
FTA:	13 vs. Kennesaw State (11/9/21)
Off. Reb:	4 at Wisconsin (12/31/20)
Def. Reb:	8 vs. Memphis (11/26/21)
Reb:	8, three times
Assists:	8 vs. Chicago State (12/21/21)
Blocks:	3 vs. Wisconsin (2/6/19)
Steals:	5, twice
Minutes:	48 at Purdue (1/2/20)

PERSONAL BENCHMARKS

	Season	Career
Games	24	112 (24*)
Starts	24	112 (24*)
Double-Figure Points	8	49 (8*)
20+ Points	2	9 (2*)
30+ Points	1	2 (1*)
4+ 3-Pointers Made	2	13 (2*)
Double-Figure Rebounds	-	-(0*)

Consecutive Games Started	24
Consecutive Free Throws Made	-
Consecutive Games w/a 3-pointer	-

2021-22 PLAYER TRENDS

Team Record w/10+ Points	6-2
Team Record w/20+ Points	2-0
Team Record w/30+ Points	1-0
Team Record w/10+ Rebounds	-

UPCOMING MILESTONES



BEST PERFORMANCES

- **vs. Memphis:** Scored 30 points on 10-of-18 shooting to lead Iowa State past Memphis ... hit 3-of-5 threes and 7-of-9 free throws ... matched career highs with eight boards and five steals.
- **vs. Oklahoma State:** Made 7-of-9 three-pointers and scored a career-high 34 points against the Cowboys.
- **vs. Nebraska:** Hit a career-best eight three-pointers on 11 attempts to finish with 26 points against the Huskers.

KALSCHUR QUICK HITS

- MVP and All-Tournament Team at Upsie NIT Season Tip-Off ... Big 12 Player and Newcomer of the Week (Nov. 29) ... Big 12 Newcomer of the Week (Jan. 17).
- Surpassed 1,000 career points with 30-point outing against Memphis.
- In search of shooting last spring, the Cyclones added the Minnesota transfer who made 180 three-pointers in three seasons ... was a team captain for the Gophers.
- Started first 88 games of his career until a broken right hand sidelined him for final eight games of 2020-21 season.
- Kalschur immediately added leadership, toughness, defensive prowess and basketball IQ to team.
- Kalschur has proven multiple times that when he's hot, you get him the ball ... at Minnesota he hit four or more 3-pointers in 11 games, including games of 8-for-11, 7-for-9, 7-for-12, 6-for-8 and 6-for-6. In search of shooting last spring, the Cyclones added Minnesota transfer Gabe Kalschur to the mix.
- Son of Craig and LeeAnna Kalschur ... mother played basketball at Nebraska and Cal Poly.

CAREER STATISTICS

KALSCHUR, Gabe

		Field Goals			3-Point		F-Throws		Rebounds				Scoring							
SEASON	TEAM	GP-GS	MIN/AVG	FG-FGA	FG%	3FG-3FGA	3FG%	FT-FTA	FT%	OFF	DEF	TOT	AVG	PF-FO	A	TO	BLK	STL	PTS	AVG
2018-19	MINN	36-36	1107/30.7	118-283	.417	77-188	.410	48-64	.750	21	50	71	2.0	97-1	41	37	12	28	361	10.0
2019-20	MINN	31-31	1034/33.4	127-338	.376	76-223	.341	31-44	.705	17	67	84	2.7	79-0	46	45	8	31	361	11.6
2020-21	MINN	21-21	646/30.8	59-187	.316	27-110	.245	49-57	.860	24	37	61	2.9	44-1	37	30	3	16	194	9.2
2021-22	IowaSt	24-24	731/30.5	80-238	.336	29-124	.234	38-56	.679	9	45	54	2.3	72-4	44	60	2	34	227	9.5
TOTAL FOR IowaSt		24-24	731/30.5	80-238	.336	29-124	.234	38-56	.679	9	45	54	2.3	72-4	44	60	2	34	227	9.5
TOTAL		112-112	3518/31.4	384-1046	.367	209-645	.324	166-221	.751	71	199	270	2.4	292-6	168	172	25	109	1143	10.2

CAREER STATISTICS VS. KANSAS STATE

No Games Played

23

TRISTAN ENARUNA

📍 @TristanEnaruna 📍 @kiddtris

Junior, Guard/Forward, 6-8, 220
Almere, Netherlands (Kansas/
Wasatch Academy (HS))



SEASON HIGHS

Points:	23 vs. Baylor (1/1/22)
FG:	8, twice
FGA:	11 vs. Baylor (1/1/22)
3FG:	1, three times
3FGA:	2 at Texas Tech (1/18/22)
FT:	7 vs. Baylor (1/1/22)
FTA:	8 vs. Baylor (1/1/22)
Off. Reb:	4, twice
Def. Reb:	7 vs. Chicago State (12/21/21)
Reb:	10 vs. Chicago State (12/21/21)
Assists:	2 vs. Kennesaw State, 11/9/21
Blocks:	2, four times
Steals:	3 vs. Baylor (1/1/22)
Minutes:	31 at Texas Tech (1/18/22)

CAREER HIGHS

Points:	23 vs. Baylor (1/1/22)
FG:	8, twice
FGA:	11 vs. Baylor (1/1/22)
3FG:	2 at TCU, 1/5/21
3FGA:	4, three times
FT:	7 vs. Baylor (1/1/22)
FTA:	8 vs. Baylor (1/1/22)
Off. Reb:	4, twice
Def. Reb:	7 vs. Chicago State (12/21/21)
Reb:	10 vs. Chicago State (12/21/21)
Assists:	4 vs. East Tennessee State (11/19/19)
Blocks:	2, many times
Steals:	4 vs. East Tennessee State (11/19/19)
Minutes:	31 at Texas Tech (1/18/22)

PERSONAL BENCHMARKS

	Season	Career
Games	24	79 (24*)
Starts	24	24 (24*)
Double-Figure Points	4	5 (4*)
20+ Points	1	1 (1*)
Double-Figure Rebounds	1	1 (1*)
Double-Doubles	1	1 (1*)
*at ISU		
Consecutive Games Started	24	
Consecutive Games w/10+ Points	-	
Consecutive Free Throws Made	1	
Consecutive Games w/a block	-	

ENARUNA QUICK HITS

- Transferred to Iowa State from Kansas ... believed to be the first player to transfer to the Cyclones from a conference foe.
- A skilled wing with great length ... can make plays off the dribble, finish at the rim and knock down perimeter shots.
- Played internationally for Netherlands at the U18 FIBA European Championships ... one of three Cyclones with international experience (Conditt, Puerto Rico; Kunc, Slovenia).
- Son of Eddy Enaruna and Anneliese Breijer ... older brother, Iyen, plays basketball at Evansville.
- Played many sports growing up, including karate and gymnastics.

2021-22 PLAYER TRENDS

Team Record w/10+ Points	3-1
Team Record w/20+ Points	0-1
Team Record w/10+ Rebounds	1-0
Team Record w/a block	7-1

BEST PERFORMANCES

- **vs. Baylor:** Scored a career-high 23 points and pulled down eight rebounds ... was 8-for-11 from the field and 7-for-8 from the line ... had a season-high three steals.
- **vs. Chicago State:** Posted his first career double-double with 19 points and 10 rebounds against the Cougars...was 8-for-10 from the field.
- **vs. Grambling State:** Scored 15 points on 7-for-10 shooting...also had nine rebounds.

CAREER STATISTICS

ENARUNA, Tristan

SEASON	TEAM	GP-GS	MIN/AVG	FG-FGA	FG%	3FG-3FGA	3FG%	FT-FTA	FT%	OFF	DEF	TOT	AVG	PF-FO	A	TO	BLK	STL	PTS	AVG
2019-20	KU	30-0	329/11.0	26-76	.342	8-31	.258	11-22	.500	18	47	65	2.2	22-0	19	28	10	14	71	2.4
2020-21	KU	25-0	235/9.4	27-65	.415	5-22	.227	12-18	.667	17	24	41	1.6	19-0	8	21	4	9	71	2.8
2021-22	IowaSt	24-24	410/17.1	54-103	.524	3-9	.333	19-26	.731	33	55	88	3.7	25-0	7	26	12	15	130	5.4
TOTAL FOR IowaSt		24-24	410/17.1	54-103	.524	3-9	.333	19-26	.731	33	55	88	3.7	25-0	7	26	12	15	130	5.4
TOTAL		79-24	974/12.3	107-244	.439	16-62	.258	42-66	.636	68	126	194	2.5	66-0	34	75	26	38	272	3.4

CAREER STATISTICS VS. KANSAS STATE

2.5 ppg, 1.5 rpg, 1.0 spg -- at Kansas

Date	MP	FG-Att	Pct	3Pt-Att	Pct	FT-Att	Pct	PF	Off	Def	Tot	A	TO	BS	S	TP
1/21/20	12	2-5	.400	0-2	.000	2-3	.667	0	2	0	2	0	1	0	2	6
2/29/20	3	0-0	.000	0-0	.000	0-0	.000	0	0	0	0	0	1	0	1	0
2/2/21	20	2-5	.400	0-2	.000	0-0	.000	1	3	1	4	0	0	1	1	4
2/17/21	4	0-1	.000	0-1	.000	0-0	.000	0	0	0	0	0	1	0	0	0
TOTALS	39	4-11	.364	0-5	.000	2-3	.667	1	5	1	6	0	3	1	4	10

2021-22 BOX SCORES



Official Basketball Box Score - Final
Kennesaw State at Iowa State
11/09/21 James H. Hilton Coliseum, Ames, Iowa
2021-22 Men's Basketball

Game Time: 7:01 PM
Game Duration: 2:21
Attendance: 12,180

Officials: Doug Simons, Rick Crawford, Bianca Burns

Kennesaw State - 73

Record: 0-1

NO.	Name	Min	FG	3P	FT	Rebounds	Fouls	TP	AS	TO	ST	Blocks	+/-
			M-A	M-A	M-A	OR DR TOT	PF FD					BS BA	
0	Demond Robinson	F 20:52	0-3	0-0	0-1	1 3 4	1 2 0	0	6	0	0	1	-13
1	Terrill Burden	G 32:04	4-8	0-1	13-19	1 3 3	2 15 21	2	7	0	0	0	-18
3	Chris Youngblood	G 34:24	3-9	1-7	9-19	1 7 8	3 6 16	1	2	0	0	0	-18
5	Brandon Stroud	G 23:02	2-4	0-1	0-0	2 2 4	4 2 4	4	1	3	3	1	-12
22	Spencer Rodgers	G 23:46	5-11	2-5	0-0	0 1 1	5 0 12	1	1	1	1	0	-7
2	Nate Springs	13:05	2-4	1-2	0-0	0 1 1	1 0 5	0	1	1	2	0	6
10	Alex Peterson	18:33	1-1	0-0	0 0 0	1 2 3	1 0 2	0	2	2	0	0	2
12	Jamir Moultrie	13:25	3-5	3-3	3-4	1 0 1	5 3 12	0	1	2	0	0	8
13	Kasen Jennings	19:09	0-1	0-1	1-2	0 1 1	4 2 1	1	0	1	0	0	-3
4	Cole LaRue	01:40	0-0	0-0	0-0	0 0 0	0 0 0	0	0	1	0	0	0
Team						1 4 5		0	0				
Totals			20-46	7-20	26-36	7 24 31	26 30 73	6	24	11	1	1	-11

Technical Fouls:Kalscheur 2nd 12:32

Iowa State - 84

Record: 1-0

NO.	Name		Min	FG	3P	FT	Rebounds	Fouls	TP	AS	TO	ST	Blocks	+/-	
				M-A	M-A	M-A	OR DR TOT	PF FD					BS BA		
12	Robert Jones	F	11:23	0-0	0-0	2-2	1 3 4	2 1 1	2	2	2	0	1	0	6
23	Tristan Enaruna	F	16:08	1-2	0-1	2-2	0 1 1	2 1 4	2	2	2	2	0	0	2
1	Izaiah Brockington	G	27:39	6-10	1-2	5-5	2 4 6	5 5 18	2	3	2	0	0	0	15
11	Tyrese Hunter	G	19:59	3-6	2-4	3-6	1 5 6	4 4 11	5	1	5	2	4	0	9
22	Gabe Kalscheur	G	32:35	5-11	1-6	8-13	0 0 0	4 10 19	1	6	2	0	0	0	2
2	Caleb Grill		29:37	4-8	2-5	1-2	1 1 2	2 0 1	11	2	0	2	0	0	1
4	George Condit		24:38	4-4	0-0	1-3	1 3 4	5 3 9	1	4	0	0	0	0	11
5	Aljaz Kunc		13:23	0-2	0-1	0-0	0 1 1	2 0 0	0	1	1	1	0	0	-2
3	Tre Jackson		24:38	4-8	2-6	0-0	0 2 2	5 1 10	0	2	2	1	0	0	5
Team							0 3 3		0	0					
Totals				27-51	8-25	22-33	6 23 29	31 25 84	16	22	14	1	1	1	11

Technical Fouls:Kalscheur 2nd 6:14

	KEN	ISU
Biggest lead	0 (1 st 20:00)	17 (2 nd 9:50)
Best Scoring Run	10 (2 nd 7:05)	9 (2 nd 17:38)
Lead Changes	0	
Times Tied	0	
Time with Lead	00:00	38:43

Game Notes:Fouled Out: KEN #22 Rodgers (12:32); ISU #1 Brockington (6:22); KEN #12 Moultrie (6:14); ISU #3 Jackson (1:43); ISU #4 Condit (0:36.1) *

Shooting By Period		
1 st FG%	10:23	43.5%
3PT%	2-11	18.2%
FT%	7-10	70%
2 nd FG%	10:23	43.5%
3PT%	5-9	55.6%
FT%	19:26	73.1%
GM FG%	20:46	43.5%
3PT%	7-20	35.0%
FT%	26-36	72.2%

Dead Ball Rebounds: 6, 0

Shooting By Period		
1 st FG%	13:25	52.0%
3PT%	4-13	30.8%
FT%	7-12	58.3%
2 nd FG%	14:26	53.8%
3PT%	4-12	33.3%
FT%	15:21	71.4%
GM FG%	27:51	52.9%
3PT%	8-25	32.0%
FT%	22-33	66.7%

Dead Ball Rebounds: 5, 0



Official Basketball Box Score - Final
Oregon St. at Iowa St.
11/12/21 James H. Hilton Coliseum, Ames, Iowa
Iowa State vs. Oregon State

Game Time: 7:01 PM
Game Duration: 2:04
Attendance: 12,401

Officials: Gerry Polard, Tony Padilla, Marques Pettigrew

Oregon St. - 50

Record: 1-1

No.	Name	Min	FG	3P	FT	Rebounds	Fouls	TP	AS	TO	ST	Blocks	+/-	
			M-A	M-A	M-A	OR DR TOT	PF FD					BS BA		
1	Maurice Calloo	F 20:55	3-7	0-2	2-2	0 1 1	3 1 4	8	0	2	0	0	1	0
10	Warith Alatishe	F 30:10	4-11	0-0	0-0	2 7 9	2 1 8	4	2	1	0	1	-5	
12	Roman Silva	C 15:20	3-4	0-0	0-0	1 0 1	0 1 6	0	0	0	0	0	-9	
0	Gianni Hunt	G 30:50	2-8	1-4	0-0	0 0 0	2 1 5	4	3	1	0	0	-15	
2	Jarod Lucas	G 28:27	2-8	2-7	0-0	0 3 3	0 3 6	0	1	0	0	0	-7	
34	Rodrigue Andela	05:21	1-1	0-0	0-0	0 1 1	1 0 2	0	2	0	0	0	-7	
4	Tre Williams	17:31	2-6	0-3	0-2	0 4 4	1 1 4	4	0	0	1	0	-1	
13	Dashawn Davis	17:18	1-5	0-2	1-2	0 0 1	1 1 4	3	1	1	1	0	-3	
44	Ahmad Rand	08:22	1-4	0-1	1-2	0 2 2	3 1 3	0	0	0	0	1	1	
3	Dexter Akanno	11:16	0-3	0-2	1-2	0 2 2	1 1 1	1	1	0	0	0	-3	
24	Isaiah Johnson	02:18	0-0	0-0	0-0	1 0 1	0 0 0	0	0	0	0	0	-1	
5	Xzavier Malone-Key	01:16	0-1	0-1	0-0	0 0 0	1 0 0	0	0	1	0	0	-4	
35	Glenn Taylor Jr.	10:56	1-1	0-0	2-4	0 4 4	0 2 4	0	4	0	1	0	0	4
Team						3 2 5		0	1					
Totals			20-59	3-22	7-14	8 26 34	15 16 16	50	10	14	7	1	-10	

Technical Fouls:Rand 1st 9:20

Iowa St. - 60

Record: 2-0

NO.	Name	Min	FG	3P	FT	Rebounds	Fouls	TP	AS	TO	ST	Blocks	BS BA	+/-
			M-A	M-A	M-A	OR DR TOT	PF FD							
4	George Condit	F 19:17	2-2	0-0	0-0	1 2 3	4 3 4	4	2	1	1	1	0	6
23	Tristan Enaruna	F 14:12	1-2	0-1	0-0	0 2 2	1 0 2	0	1	1	1	2	0	2
1	Izaiah Brockington	G 37:05	4-12	0-2	2-2	1 11 12	2 4 10	1	3	0	0	0	0	9
11	Tyrese Hunter	G 29:28	4-9	1-6	0-0	0 2 2	1 0 9	7	5	0	0	0	0	0
22	Gabe Kalscheur	G 36:15	6-17	2-8	1-2	1 0 1	3 5 15	4	3	1	0	1	0	5
2	Caleb Grill	26:52	3-7	3-6	0-1	0 4 4	3 1 9	0	2	1	0	0	0	6
5	Aljaz Kunc	14:21	2-4	0-1	0-0	1 3 4	2 0 4	0	1	0	0	0	0	7
12	Robert Jones	11:58	1-1	0-0	0-0	1 2 3	1 1 2	0	0	0	0	1	0	5
3	Tre Jackson	10:32	2-3	1-2	0-0	0 5 5	0 0 5	1	1	0	0	0	0	10
Team						1 2 3		0	2					
Totals			25-57	7-26	3-5	6 33 39	17 14 60	15	19	4	4	1	1	10

Technical Fouls:Condit 1st 9:20

	OSU	ISU
Biggest lead	1 (1 st 18:32)	16 (2 nd 9:48)
Best Scoring Run	7 (2 nd 5:30)	7 (1 st 3:24)
Lead Changes	2	
Times Tied	1	
Time with Lead	01:06	37:26



Official Basketball Box Score - Final
Alabama State at Iowa State
11/16/21 James H. Hilton Coliseum, Ames, Iowa
2021-22 Men's Basketball

Game Time: 7:02 PM
Game Duration: 2:06
Attendance: 12,100

Officials: Kipp Kissinger, Patrick Adams, Amy Bonner

Alabama State - 60

Record: 0-4

NO.	Name	Min	FG	3P	FT	Rebounds	Fouls	TP	AS	TO	ST	Blocks	+/-
			M-A	M-A	M-A	OR DR TOT	PF FD					BS BA	
0	Trace Young	F 26:46	4-12	1-4	0-0	1 5 6	3 2 9	1	1	1	1	1	4
2	Jordan O'Neal	F 30:40	5-7	0-0	2-2	2 4 6	2 2 12	1	2	1	3	0	-10
5	Juan Reyna	G 25:17	1-5	0-2	0-0	1 3 4	2 3 2	0	4	0	0	0	-17
20	Kenny Strawbridge	G 27:10	3-9	0-0	0-0	1 2 3	1 0 6	3	3	2	0	2	-11
24	Isaiah Range	G 29:05	7-13	0-3	1-4	2 8 10	3 3 15	3	5	1	0	2	-10
3	Gerald Liddell	20:34	2-2	1-1	0-0	0 4 4	5 1 5	1	2	1	0	0	-5
10	Michael Barber	14:30	0-0	0-0	0 0 0	0 3 3	0 0 0	0	3	0	3	0	15
4	E.J. Clark	16:59	2-4	1-3	2-4	0 1 1	0 2 7	1	2	0	0	0	3
11	Jayme Mitchell	03:20	0-1	0-0	0-0	0 0 0	0 0 0	0	0	0	0	0	-5
15	Kevin Stewart	05:40	1-4	1-2	1-2	0 1 1	0 1 4	0	0	0	0	1	-4
Team						5 1 6		0	1				
Totals			25-57	4-15	6-12	12 32 44	19 14 60	10	23	6	7	6	-8

Technical Fouls:NONE

Iowa State - 68

Record: 3-0

NO.	Name	Min	FG	3P	FT	Rebounds	Fouls	TP	AS	TO	ST	Blocks	Bs BA	+/-	
			M-A	M-A	M-A	OR DR TOT	PF FD								
4	George Condit	F 13:34	1-1	0-0	0-0	0 4 4	3 0	2	0	0	1	2	0	4	
23	Tristan Enaruna	F 12:28	1-3	0-0	0-0	2 2 4	0 0	2	1	1	0	1	5	4	
1	Izaiah Brockington	G 36:54	9-17	0-2	5-7	4 9 13	0 4	23	1	0	2	1	2	10	
11	Tyrese Hunter	G 32:14	5-16	0-4	9-10	1 1 2	4 6	19	6	1	3	0	2	15	
22	Gabe Kalscheur	G 35:41	4-13	0-5	0-0	0 2 2	3 2	8	3	2	2	0	0	1	
2	Caleb Grill	25:19	1-8	0-4	0-0	1 1 2	2 1	2	1	1	1	0	0	4	
12	Robert Jones	14:34	4-6	0-0	1-2	0 2 2	0 1	9	0	1	2	1	1	5	
5	Aljaz Kunc	17:59	1-3	1-3	0-0	2 2 4	1 5	3	0	0	2	1	0	-4	
3	Tre Jackson	11:17	0-3	0-2	0-0	0 0 0	1 0	0	1	2	0	0	0	-7	
Team						3 0 3		0	0						
Totals		26:70	1:20	15:19	13	23	36	14	19	68	13	8	12	6	7

2021-22 BOX SCORES



Official Basketball Box Score - Final
#25 Xavier at Iowa St.
 11/24/21 Barclays Center, Brooklyn, NY
 2021 Uspie NIT Season Tip-Off

Game Time: 6:00 PM
 Game Duration: 1:58
 Attendance: 2,804

Officials: Tony Green, Evan Burroughs, Nate Farrell

#25 Xavier - 70

Record: 4-1

NO. Name	Min	FG M-A	3P M-A	FT M-A	Rebounds OR DR TOT	Fouls PF FD	TP	AS	TO	ST	Blocks BS BA	+/-
21 Jerome Hunter	F 24:45	3-12	0-6	2-2	3 3 6	3 2 8	0	3	1	0	1	-2
23 Dionte Miles	F 16:56	2-2	0-0	2-3	1 1 2	2 2 6	0	2	0	1	0	-16
1 Paul Scruggs	G 32:28	1-14	1-5	0-0	0 1 1	2 1 3	3	5	1	0	0	-22
3 Colby Jones	G 36:49	4-7	0-1	3-6	6 6 12	0 4 11	3	0	0	0	0	-15
10 Nate Johnson	G 31:00	3-6	1-4	1-2	1 4 5	2 1 8	1	8	1	5	0	-11
24 Jack Nunge	23:04	9-11	1-3	5-6	3 1 4	3 6 24	0	0	1	2	0	-4
11 Dwon Odum	28:49	4-5	0-1	2-2	1 3 4	3 2 10	1	2	4	0	0	-4
14 Ben Stanley	03:33	0-3	0-1	0-0	0 0 0	1 0 0	0	0	0	0	0	0
15 KyKy Tandy	02:36	0-0	0-0	0-0	0 0 0	0 0 0	0	0	0	0	0	2
Team					1 4 5	0	0	0	0	0	0	
Totals		26-60	3-21	15-21	16 23 39	16 18 70	8	17	7	3	1	-12

Technical Fouls:Nunge 2nd 15:20

Shooting By Period	1 st FG%	2 nd FG%	3 rd FG%	GM FG%
1 st FG%	17.35	46.6%		
3PT%	2.12	16.7%		
FT%	3.4	75%		
2 nd FG%	9.25	36.0%		
3PT%	1.9	11.1%		
FT%	12.17	70.6%		
GM FG%	26.60	43.3%		
3PT%	3.21	14.3%		
FT%	15.21	71.4%		

Dead Ball Rebounds: 2, 0

Iowa St. - 82

Record: 5-0

NO. Name	Min	FG M-A	3P M-A	FT M-A	Rebounds OR DR TOT	Fouls PF FD	TP	AS	TO	ST	Blocks BS BA	+/-
4 George Condit	F 16:19	5-7	0-0	0-0	3 2 5	5 0 10	2	0	2	0	0	15
23 Tristan Enaruna	F 18:02	2-2	0-0	0-0	2 1 3	2 1 4	0	2	0	1	0	5
1 Izaiah Brockington	G 37:35	12-19	4-6	2-4	6 2 4	2 4 30	3	2	0	0	1	12
11 Tyrese Hunter	G 29:26	8-17	3-4	0-1	1 3 4	2 2 19	2	3	5	0	0	-3
22 Gabe Kalscheur	G 34:15	4-13	2-6	2-2	0 5 5	1 2 12	1	3	3	0	2	15
2 Caleb Grill	09:47	0-1	0-0	0-0	0 0 0	0 0 0	0	0	0	0	0	-7
5 Aljaz Kunc	22:56	1-2	0-1	0-0	0 3 3	4 1 2	1	0	0	0	0	7
12 Robert Jones	17:56	1-3	0-0	0-0	2 3 5	3 2 2	2	0	0	0	0	5
3 Tre Jackson	13:44	1-2	1-2	0-0	0 0 0	0 3 3	1	0	0	0	0	11
Team					1 2 0	0	2	0	0	0	0	
Totals		34-66	10-20	4-7	11 22 33	19 15 82	12	12	10	1	3	12

Technical Fouls:Condit 2nd 15:20

Shooting By Period	1 st FG%	2 nd FG%	3 rd FG%	GM FG%
1 st FG%	15.34	44.1%		
3PT%	4.8	50.0%		
FT%	4.6	66.7%		
2 nd FG%	19.32	59.4%		
3PT%	6.12	50.0%		
FT%	0.1	0%		
GM FG%	34.66	51.5%		
3PT%	10.20	50.0%		
FT%	4.7	57.1%		

Dead Ball Rebounds: 1, 0

	XU	ISU
Biggest lead	2 (1 st 1:01)	16 (2 nd 2:02)
Best Scoring Run	7 (1 st 4:33)	10 (2 nd 17:36)
Lead Changes	8	
Times Tied	1	
Time with Lead	02:44	35:31

Official Basketball Box Score - Final
Arkansas-Pine Bluff at #19 Iowa State
 12/01/21 James H. Hilton Coliseum, Ames, Iowa
 2021-22 Men's Basketball

Game Time: 7:01 PM
 Game Duration: 1:56
 Attendance: 12,305

Officials: Ray Naski, Antonio Petty, Bianca Burns

Arkansas-Pine Bluff - 64

Record: 1-8

NO. Name	Min	FG M-A	3P M-A	FT M-A	Rebounds OR DR TOT	Fouls PF FD	TP	AS	TO	ST	Blocks BS BA	+/-
15 Alvin Stredic Jr	F 14:21	0-0	0-0	0-0	0 3 3	4 1 0	0	1	0	0	0	7
23 Trey Sampson	F 36:25	6-16	0-4	4-5	2 4 6	3 4 16	0	1	2	2	0	-16
1 Kylen Milton	G 37:33	3-9	0-4	7-7	1 1 2	3 4 13	2	4	1	0	0	-19
14 Brahm Harris	G 21:48	0-3	0-2	0-0	0 3 3	0 3 0	0	1	0	0	0	-18
55 Shawn Williams	G 39:07	5-8	4-7	7-8	0 2 2	2 5 21	5	5	1	0	0	-17
3 Jaylan Thomas	09:45	0-2	0-2	0-0	0 1 1	1 0 0	0	0	0	2	0	-11
11 Brandon Brown	17:17	3-3	1-1	2-2	1 4 5	2 9 0	3	0	0	0	0	-16
0 Kshun Stokes	11:40	0-2	0-2	2-2	0 1 1	0 1 2	1	0	0	0	0	-8
10 Isaiah Haralson	10:35	1-2	1-1	0-0	0 0 0	0 0 0	3	0	1	0	0	5
2 Travonta Doolittle	01:29	0-0	0-0	0-0	0 0 0	0 0 0	0	0	1	0	0	-2
Team					2 1 3	0	3	0	0	0	0	
Totals		18-45	6-23	22-24	6 20 26	19 20 64	8	19	5	4	1	-19

Technical Fouls:Coach 2nd 12:50

Shooting By Period	1 st FG%	2 nd FG%	3 rd FG%	GM FG%
1 st FG%	6.20	30.0%		
3PT%	3.11	27.3%		
FT%	7.8	87.5%		
2 nd FG%	12.25	48.0%		
3PT%	3.12	25.0%		
FT%	15.16	93.8%		
GM FG%	18.45	40.0%		
3PT%	6.23	26.1%		
FT%	22.24	91.7%		

Dead Ball Rebounds: 3, 0

#19 Iowa State - 83

Record: 7-0

NO. Name	Min	FG M-A	3P M-A	FT M-A	Rebounds OR DR TOT	Fouls PF FD	TP	AS	TO	ST	Blocks BS BA	+/-
4 George Condit	F 24:08	3-5	0-0	5-5	7 2 2	4 11 4	1	1	1	0	0	18
23 Tristan Enaruna	F 16:05	2-5	0-0	0-0	3 1 4	1 0 4	0	0	1	0	0	3
1 Izaiah Brockington	G 34:37	10-20	1-2	2-2	4 6 10	1 3 23	1	2	1	0	2	25
11 Tyrese Hunter	G 25:48	2-8	0-4	2-2	0 1 1	1 2 6	1	1	1	0	1	2
22 Gabe Kalscheur	G 24:14	2-10	2-5	3-4	0 2 2	4 5 9	5	2	2	0	1	16
2 Caleb Grill	27:45	2-4	2-4	2-3	0 2 2	4 2 8	1	0	0	0	0	12
5 Aljaz Kunc	18:47	2-3	0-0	2-4	2 2 4	3 2 6	0	1	0	0	0	4
12 Robert Jones	03:06	1-1	0-0	0-0	1 1 2	2 0 2	0	1	0	0	0	0
3 Tre Jackson	24:37	5-10	2-7	0-0	0 3 3	2 0 12	2	1	3	0	0	15
21 Jaden Walker	00:53	1-1	0-0	0-0	0 0 0	0 0 0	2	0	0	0	0	0
Team					2 0 2	0	0	0	0	0	0	
Totals		30-67	7-22	16-20	17 20 37	20 18 83	19	9	9	1	4	19

Technical Fouls:NONE

	APB	ISU
Biggest lead	4 (1 st 17:47)	30 (2 nd 8:12)
Best Scoring Run	8 (2 nd 4:34)	14 (1 st 7:54)
Lead Changes	1	
Times Tied	1	
Time with Lead	07:19	30:55

Points from Turnovers	APB	ISU
Paint	22	40
Second Chance	4	18
Fast Breaks	7	4
Bench	14	30

Period by Period Scoring	1st	2nd	TOT
APB	22	42	64
ISU	38	45	83

Game Notes:Fouled Out: APB #11 Brown (9:11) •



Official Basketball Box Score - Final
Iowa St. at #9 Memphis
 11/26/21 Barclays Center, Brooklyn, NY
 2021 Uspie NIT Season Tip-Off

Game Time: 9:30 PM
 Game Duration: 2:14
 Attendance: 2,655

Officials: Greg Evans, Nate Farrell, Courtney Green

Iowa St. - 78

Record: 6-0

NO. Name	Min	FG M-A	3P M-A	FT M-A	Rebounds OR DR TOT	Fouls PF FD	TP	AS	TO	ST	Blocks BS BA	+/-
4 George Condit	F 16:43	0-0	0-0	3-6	3 2 5	4 3 3	0	3	1	1	0	10
23 Tristan Enaruna	F 21:39	4-8	1-1	2-3	0 1 1	1 2 11	0	2	0	1	2	16
1 Izaiah Brockington	G 21:29	3-6	0-1	3-4	1 3 4	3 3 9	1	1	2	0	0	12
11 Tyrese Hunter	G 33:26	3-12	0-4	3-4	0 3 3	4 4 9	5	5	3	1	5	18
22 Gabe Kalscheur	G 37:15	10-18	3-5	7-9	0 8 8	3 6 30	2	2	5	0	2	17
5 Aljaz Kunc	27:55	3-6	1-4	4-5	2 5 7	1 4 11	4	1	0	3	0	10
2 Caleb Grill	20:01	2-2	1-1	0-0	0 3 3	0 0 5	2	1	3	1	0	16
12 Robert Jones	08:57	0-2	0-0	0-2	0 1 1	0 1 0	0	0	0	0	0	-4
3 Tre Jackson	12:44	0-1	0-0	0-0	0 1 1	4 2 0	0	0	0	1	0	0
Team					8 1 9	0	1	0	0	0	0	
Totals		25-55	6-16	22-33	14 28 42	20 25 78	14	15	13	10	10	19

Technical Fouls:Brockington 2nd 13:33

Shooting By Period	1 st FG%	2 nd FG%	3 rd FG%	GM FG%
1 st FG%	11.29	37.9%		
3PT%	2.9	22.2%		
FT%	8.11	72.7%		
2 nd FG%	14.26	53.8%		
3PT%	4.7	57.1%		
FT%	14.22	63.6%		
GM FG%	25.55	45.5%		
3PT%	6.16	37.5%		
FT%	22.33	66.7%		

Dead Ball Rebounds: 5, 0

#9 Memphis - 59

Record: 5-1

NO. Name		Min	FG M-A	3P M-A	FT M-A	Rebounds OR DR TOT	Fouls PF FD	TP	AS	TO	ST	Blocks BS BA	+/-
1 Emoni Bates	F	28:35	5-11	2-3	0-1	0 1 1	2 2 1	2	0	2	0	3	-8
3 Landers Nolley II	F	20:31	4-10	3-5	0-0	0 2 2	3 1 1	11	0	0	1	0	-1
12 DeAndre Williams	F	20:00	1-4	1-2	3-4	4 2 6	2 2 6	0	5	0	2	2	-19
2 Jalen Duren	C	21:37	1-4	0-1	0-0	2 4 6	4 1 2	1	5	1	1	1	-3
11 Lester Quinones	G	20:37	2-4	0-2	4-6	1 2 3	2 3 8	1	1	0	0	0	-19
10 Alex Lomax		23:27	3-5	0-0	2-4	0 3 3	2 3 8	3	3	2	0	1	-18
20 Josh Minott		12:11	0-1	0-0	1-2	0 2 2	2 1 1	0	1	1	2	0	0
23 Malcolm Dandridge		06:28	0-1	0-0	0-0	0 2 2	2 0 0	0	0	2	0	1	-8
0 Earl Timberlake		17:01	2-8	0-1	3-4	0 1 1	5 4 7	1	1	1	0	2	-8
25 Jayden Hardaway		13:01	0-2	0-1	0-0	1 1 2	0 0 0	1	0	0	0	1	-2
14 Tyler Harris		16:32	1-3	0-2	2-2	0 0 0	3 2 4	0	1	1	0	0	-11
Team						4 2 6	0	0	1				
Totals			19-53	6-17	15-23	12 22 34	27 19 59	8	22	8	10	10	-19

2021-22 BOX SCORES



Official Basketball Box Score - Final
Iowa at #17 Iowa State
12/09/21 James H. Hilton Coliseum, Ames, Iowa
2021-22 Men's Basketball

Game Time: 8:01 PM
Game Duration: 2:07
Attendance: 14,267

Officials: Keith Kimble, Bert Smith, Brooks Wells

Iowa - 53														
Record: 7-3														
NO. Name	Min	FG	3P	FT	Rebounds	Fouls	TP	AS	TO	ST	Blocks	BS	BA	+/-
0 Filip Rebraca	21:10	2-3	0-0	3-4	1 3 4	3 4	7	1	2	0	0	0	0	-13
15 Keegan Murray	37:25	4-17	1-6	0-0	6 1 7	3 3	9	1	1	3	2	3	-15	
22 Patrick McCaffery	25:35	2-9	1-5	2-2	0 4 4	1 1	7	1	1	0	1	0	-7	
2 Joe Toussaint	12:04	0-1	0-0	0-0	0 1 1	1 0	0	0	1	0	0	0	-8	
3 Jordan Bohannon	31:02	4-12	3-8	6-6	1 1 2	2 4	17	0	2	0	0	0	-10	
4 Ahron Ulis	15:28	0-2	0-0	0-0	0 2 2	1 0	0	4	2	1	0	0	0	
11 Tony Perkins	25:42	3-10	0-3	3-3	1 0 1	3 3	9	1	0	1	0	1	-22	
24 Kris Murray	15:55	2-6	0-3	0-0	3 3 6	3 1	4	1	1	2	2	0	-2	
30 Connor McCaffery	08:05	0-0	0-0	1 0 1	0 0 0	1 1	0	0	1	1	0	0	-13	
20 Payton Sandfort	05:22	0-3	0-2	0-0	0 0 0	0 0	0	0	1	0	0	0	-8	
23 Josh Ogundele	02:12	0-0	0-0	0-0	0 0 0	1 0	0	0	0	0	1	0	-2	
Team					2 2 4			0						
Totals	17:63	5-27	14-15	15	17	32	18	16	53	10	12	7	6	-20

Technical Fouls: NONE

#17 Iowa State - 73														
Record: 9-0														
NO. Name	Min	FG	3P	FT	Rebounds	Fouls	TP	AS	TO	ST	Blocks	BS	BA	+/-
4 George Conditt	12:33	2-4	0-0	0-0	2 1 3	4 0	4	1	0	0	0	0	8	
23 Tristan Enaruna	18:13	2-3	1-1	1-2	1 5 6	2 2	6	0	0	1	2	0	13	
1 Izaiah Brockington	36:18	11-14	3-5	4-6	5 5 10	3 4	29	2	3	2	0	0	24	
11 Tyrese Hunter	32:49	4-13	1-5	2-2	2 6 8	1 1	11	6	3	0	0	3	23	
22 Gabe Kalscheur	33:34	3-15	0-5	2-2	1 3 4	2 5	8	4	2	0	1	2	14	
2 Caleb Grill	21:38	0-1	0-1	0-0	1 0 1	2 1	0	5	1	0	0	0	16	
5 Aljaz Kunc	24:31	2-5	1-4	2-3	2 4 6	2 3	7	0	0	1	0	0	4	
12 Robert Jones	08:25	1-2	0-0	0-2	2 2 4	0 2	2	0	2	0	1	1	2	
3 Tre Jackson	11:59	2-5	2-4	0-0	0 1 1	0 0	6	0	2	1	0	0	-4	
Team					5 2 7			0		3				
Totals	27:62	8-25	11-17	21	29	50	16	18	73	16	5	4	6	20

Technical Fouls: NONE

		IOW	ISU
Biggest lead	4 (1 st 11:52)	24 (2 nd 12:22)	
Best Scoring Run	7 (2 nd 8:31)	9 (2 nd 17:10)	
Lead Changes	8		
Times Tied	2		
Time with Lead	03:51	35:55	

Game Notes: Fouled Out: none •



Official Basketball Box Score - Final
Jackson State at #17 Iowa State
12/12/21 James H. Hilton Coliseum, Ames, Iowa
2021-22 Men's Basketball

Game Time: 12:01 PM
Game Duration: 1:49
Attendance: 12,537

Officials: Doug Simons, James Breeding, Amy Bonner

Jackson State - 37														
Record: 2-7														
NO. Name	Min	FG	3P	FT	Rebounds	Fouls	TP	AS	TO	ST	Blocks	BS	BA	+/-
11 Jayveous McKinnis	36:29	4-7	0-0	0-2	0 6 6	2 5	8	0	2	2	1	0	-10	
34 Terence Lewis II	25:25	5-7	0-0	0-0	1 6 7	4 0	10	0	0	2	0	1	7	
2 Ken Evans	29:44	0-5	0-3	0-0	0 2 2	4 0	0	5	6	2	0	0	-7	
3 Jonas James	32:58	5-10	1-4	0-0	0 2 2	2 1	11	2	5	1	0	1	-9	
10 Dyllan Taylor	16:52	0-0	0-0	2-3	0 3 3	1 2	2	0	3	0	0	0	0	
1 Darius Hicks	13:27	0-2	0-0	0-0	1 2 3	2 0	0	1	1	1	1	0	-8	
22 Chance Moore	07:34	0-3	0-1	0-0	0 1 1	0 0	0	0	2	0	0	0	-14	
12 Darrian Wilson	09:38	0-0	0-0	0-0	0 1 1	4 0	0	1	0	1	0	0	-6	
31 Jamarcus Jones	03:59	0-0	0-0	0-0	0 0 0	1 1	0	0	0	0	0	0	-8	
4 Collie Young	23:53	2-6	2-5	0-0	0 0 0	1 0	6	1	2	0	0	0	5	
Team					0 2 2			0		1				
Totals	16:40	3-13	2-5	2	25	27	21	9	37	10	22	9	2	-10

Technical Fouls: NONE

#17 Iowa State - 47														
Record: 10-0														
NO. Name	Min	FG	3P	FT	Rebounds	Fouls	TP	AS	TO	ST	Blocks	BS	BA	+/-
4 George Conditt	24:38	2-4	0-0	1-4	2 2 4	2 3	5	1	3	0	0	0	11	
23 Tristan Enaruna	10:24	0-5	0-0	0-0	0 1 1	2 1	0	0	1	0	0	1	-3	
1 Izaiah Brockington	38:04	4-9	0-0	1-2	2 5 7	1 3	9	2	2	2	0	0	5	
11 Tyrese Hunter	32:01	1-5	0-1	4-6	0 3 3	2 4	6	3	3	2	1	1	4	
22 Gabe Kalscheur	33:26	3-9	2-5	3-4	0 3 3	0 5	11	2	0	3	0	0	7	
2 Caleb Grill	15:15	0-3	0-3	0-0	1 2 3	0 0	0	0	0	0	0	0	9	
5 Aljaz Kunc	30:19	3-5	3-3	3-4	1 4 5	1 4	12	2	1	2	1	0	10	
3 Tre Jackson	07:59	1-2	0-1	0-0	0 0 0	1 1	2	1	0	1	0	0	6	
12 Robert Jones	07:54	1-1	0-0	0-0	0 1 1	0 0	2	0	3	0	0	0	1	
Team					0 3 3			0		0				
Totals	15:43	5-13	12-20	6	24	30	9	21	47	11	13	10	2	10

Technical Fouls: NONE

		JSU	ISU
Biggest lead	4 (1 st 17:04)	16 (1 st 3:56)	
Best Scoring Run	7 (2 nd 8:40)	19 (1 st 8:08)	
Lead Changes	1		
Times Tied	0		
Time with Lead	01:50	36:08	



Official Basketball Box Score - Final
Southeastern Louisiana at #11 Iowa State
12/19/21 James H. Hilton Coliseum, Ames, Iowa
2021-22 Men's Basketball

Game Time: 12:01 PM
Game Duration: 1:49
Attendance: 11,809

Officials: Gary Maxwell, Kipp Kissinger, Ron Groover

Southeastern Louisiana - 54														
Record: 4-8														
NO. Name	Min	FG	3P	FT	Rebounds	Fouls	TP	AS	TO	ST	Blocks	BS	BA	+/-
22 Nick Caldwell	20:46	3-6	1-3	0-0	0 1 1	4 0	7	0	2	1	0	0	-10	
35 Gus Okafor	34:33	5-10	3-8	0-0	0 8 8	2 1	13	0	2	0	1	0	-19	
4 Keon Clergett	27:53	1-5	0-1	5-6	1 0 1	4 4	7	6	2	3	0	0	-12	
21 Ryan Burkhardt	25:41	3-8	3-7	0-0	1 1 2	0 0	9	0	0	0	1	1	-10	
25 Joe Kasperzyk	28:19	0-6	0-3	2-4	2 1 3	1 6	2	2	2	0	0	1	-19	
2 Roscoe Eastmond	23:44	2-5	0-2	0-0	0 1 1	0 2	4	2	2	1	0	0	-22	
3 Roger McFarlane	19:22	2-4	0-2	2-2	1 5 6	1 1	6	1	1	0	1	0	-16	
12 Matt Strange	12:14	0-1	0-1	0-0	0 0 0	1 0	0	2	1	0	0	0	-2	
33 Max Brackmann	05:27	0-2	0-1	0-0	0 0 0	0 0	0	0	0	0	0	0	-1	
5 Gage Larvada	02:31	2-2	1-1	1-1	0 0 0	0 1	6	0	0	0	0	0	-1	
Team					0 1 1			0		1				
Totals	18:49	8-29	10-13	5	18	23	13	15	54	13	13	5	3	-23

Technical Fouls: NONE

#11 Iowa State - 77														
Record: 11-0														
NO. Name	Min	FG	3P	FT	Rebounds	Fouls	TP	AS	TO	ST	Blocks	BS	BA	+/-
4 George Conditt	13:50	3-3	0-0	2-2	1 2 3	2 1	8	2	1	0	1	0	6	
23 Tristan Enaruna	09:34	1-2	0-0	0-0	1 1 2	0 1	4	0	1	1	0	0	1	
1 Izaiah Brockington	37:03	7-12	0-3	3-5	2 9 11	2 4	17	2	2	3	0	0	24	
11 Tyrese Hunter	33:12	3-6	0-2	0-2	0 1 1	2 2	6	1	1	0	0	1	22	
22 Gabe Kalscheur	30:28	4-8	1-4	0-0	4 4 3	1 9	1	4	1	1	1	2	23	
2 Caleb Grill	31:26	7-11	6-10	0-0	0 5 5	3 0	20	5	1	2	0	0	20	
5 Aljaz Kunc	24:30	4-7	3-3	2-2	2 2 3	4 13	1	0	1	0	0	0	23	
3 Tre Jackson	12:23	0-2	0-1	0-0	0 0 0	0 0	0	2	0	0	0	0	1	
12 Robert Jones	06:20	0-0	0-0	0-0	0 1 1	0 0	0	0	0	0	0	1	-4	
15 Carter Boothe	00:37	0-0	0-0	0-0	0 0 0	0 0	0	0	0	0	0	0	0	
21 Jaden Walker	00:37	0-0	0-0	0-0	0 0 0	0 0	0	0	0	0	0	0	0	
Team					0 1 1			0		1				
Totals	29:51	10-23	9-15	4	26	30	15	13	77	19	11	8	3	23

Technical Fouls: NONE

	SLU	ISU							
Biggest lead	1 (1 st 17:34)	23 (2 nd 1:21)	Points from Turnovers	SLU	ISU	Period by Period Scoring			
Best Scoring Run	5 (1 st 7:46)	8 (1 st 10:14)	8	18		1st	2nd	TOT	
Lead Changes	4		12	36	SLU	17	37	54	
Times Tied	0		Second Chance	6	4				
Time with Lead	02:34	36:11	Fast Breaks	3	11	ISU	25	52	
			Bench	16	33		77		

2021-22 BOX SCORES



Official Basketball Box Score - Final
#1 Baylor at #8 Iowa State
01/01/22 James H. Hilton Coliseum, Ames, Iowa
2021-22 Men's Basketball

Game Time: 1:06 PM
Game Duration: 2:11
Attendance: 14,267

Officials: Gary Maxwell, Terry Oglesby, Brooks Wells

Record: 13-0 (1-0)																		
NO. Name	Min	FG	3P	FT	Rebounds	Fouls	TP	AS	TO	ST	Blocks	+/-						
		M-A	M-A	M-A	OR DR TOT	PF					BS BA							
0 Flo Thamba	F 14:10	3-5	0-0	3-4	0 4 4	4 2	9	0	0	0	0	0	1 st FG% 16-33 48.9%	3PT% 4-11 36.4%	FT% 5-5 100%	2 nd FG% 14-27 51.9%	3PT% 3-6 50.0%	GM FG% 30-60 50.0%
2 Kendall Brown	F 30:19	2-6	0-1	0-0	2 3 5	2 3	4	1	1	1	0	5	FT% 7-17 41.2%	FT% 7-17 41.2%	FT% 7-17 41.2%	FT% 7-17 41.2%	FT% 7-17 41.2%	FT% 7-17 41.2%
24 Matthew Mayer	F 21:22	4-10	1-4	0-0	2 2 4	1 0	9	3	2	1	2	1	3PT% 10-14 71.4%	3PT% 10-14 71.4%	3PT% 10-14 71.4%	3PT% 10-14 71.4%	3PT% 10-14 71.4%	3PT% 10-14 71.4%
10 Adam Flagler	G 34:57	4-11	0-4	2-2	1 4 5	2 5	10	4	5	0	0	1	Dead Ball Rebounds: 1, 0	Dead Ball Rebounds: 1, 0	Dead Ball Rebounds: 1, 0	Dead Ball Rebounds: 1, 0	Dead Ball Rebounds: 1, 0	Dead Ball Rebounds: 1, 0
11 James Akinjo	G 33:20	6-12	2-2	2-5	0 1 1	3 6	16	3	4	1	0	1						
1 Jeremy Sochan	28:25	4-4	1-1	3-4	0 7 7	4 2	12	2	1	2	3	0						
4 LJ Cryer	19:33	5-8	3-5	0-0	0 1 1	1 0	13	0	2	3	0	0						
23 Jonathan Tohamwa Tchatchoua	17:54	2-4	0-0	0-0	2 1 3	5 0	4	0	3	0	0	4						
Team					1 1 2		0		1									
Totals		30-60	7-17	10-14	12 20 32	22 18	77	13	19	8	6	3						

Technical Fouls: NONE

Record: 12-1 (0-1)																		
NO. Name	Min	FG	3P	FT	Rebounds	Fouls	TP	AS	TO	ST	Blocks	+/-						
		M-A	M-A	M-A	OR DR TOT	PF					BS BA							
4 George Condit	F 20:15	3-4	0-0	1-2	1 1 2	4 2	7	1	2	1	2	0	1 st FG% 12-26 46.2%	3PT% 1-8 12.5%	FT% 8-11 72.7%	2 nd FG% 13-27 48.1%	3PT% 0-6 0.0%	GM FG% 13-16 81.3%
23 Tristan Enaruna	F 28:27	8-11	0-0	7-8	4 4 8	0 5	23	1	1	3	0	2	FT% 13-16 81.3%	FT% 13-16 81.3%	FT% 13-16 81.3%	FT% 13-16 81.3%	FT% 13-16 81.3%	FT% 13-16 81.3%
1 Izaiah Brockington	G 35:54	5-10	0-0	8-8	2 6 8	1 5	18	2	1	0	0	2	3PT% 21-27 77.8%	3PT% 21-27 77.8%	3PT% 21-27 77.8%	3PT% 21-27 77.8%	3PT% 21-27 77.8%	3PT% 21-27 77.8%
11 Tyrese Hunter	G 30:49	5-12	0-3	2-4	1 1 2	3 3	12	4	3	2	1	2	Dead Ball Rebounds: 4, 1	Dead Ball Rebounds: 4, 1	Dead Ball Rebounds: 4, 1	Dead Ball Rebounds: 4, 1	Dead Ball Rebounds: 4, 1	Dead Ball Rebounds: 4, 1
22 Gabe Kalscheur	G 25:28	0-2	0-0	0-0	0 1 1	5 1	0	1	6	3	0	0						
2 Caleb Grill	25:51	1-6	1-6	0-0	2 2 2	2 2	3	2	1	1	0	0						
5 Aljaz Kunc	15:16	0-2	0-1	2-2	0 2 2	2 2	1	2	0	1	0	0						
3 Tre Jackson	09:24	1-3	0-2	0-0	0 1 1	1 0	2	0	1	2	0	1						
12 Robert Jones	08:36	2-3	0-0	1-3	1 1 2	0 3	5	0	1	0	0	1						
Team					1 1 2		0		0									
Totals		25-53	1-14	21-27	10 20 30	18 22	72	11	17	12	3	6						

Technical Fouls: NONE

		BAY	ISU			Points from Turnovers	BAY	ISU			Period by Period Scoring			
		1st	2nd	TOT			1st	2nd	TOT			1st	2nd	TOT
Biggest lead	14 (2 nd 8:17) 0 (1 st 20:00)				Paint	28	44			BAY	41	36	77	
Best Scoring Run	6 (2 nd 10:38) 9 (2 nd 2:17)				Second Chance	16	10			ISU	33	39	72	
Lead Changes	0				Fast Breaks	7	6							
Times Tied	1				Bench	29	12							
Time with Lead	39:30 00:00													

Game Notes: Fouled Out: ISU #22 Kalscheur (0:13.1), BAY #23 Tohamwa Tchatchoua (0:12.2) ♦



Official Basketball Box Score - Final
#25 Texas Tech at #11 Iowa State
01/05/22 James H. Hilton Coliseum, Ames, Iowa
2021-22 Men's Basketball

Game Time: 6:06 PM
Game Duration: 2:16
Attendance: 11,699

Officials: John Higgins, Chris Rastatter, Tony Padilla

#25 Texas Tech - 47		Record: 10-3 (0-1)												
NO.	Name	Min	FG M-A	3P M-A	FT M-A	Rebounds OR DR TOT	Fouls PF	TP	AS	TO	ST	Blocks BS BA	+/-	
0	Kevin Obanor	F 33:28	1-5	0-3	1-2	1 9 10	3 1	3	0	3	0	0	5	
11	Bryson Williams	F 27:58	4-12	1-4	1-2	2 1 3	2 3	10	1	2	0	1	2	
2	Davion Warren	G 31:35	4-11	1-5	3-4	0 1 1	5 2	12	2	4	0	0	1	
3	Clarence Nadoindy	G 36:16	4-7	0-1	1-4	0 1 1	5 8	9	3	0	4	1	0	
25	Adonis Arms	G 39:38	3-9	1-3	0-2	0 8 8	1 3	7	2	2	4	0	-5	
14	Marcus Santos-Silva	18:37	2-2	0-0	0-0	2 3 5	2 1	4	3	3	0	0	1	
21	KJ Allen	12:28	1-3	0-1	0-1	0 1 1	3 1	2	0	0	0	0	-3	
Team						2 3 5		0	1					
Totals			19-49	3-17	6-15	7 27 34	21 19	47	11	15	8	3	4	
Technical Fouls:Nadoindy 2ndFG%0.0														

Technical Fouls: Nadoindy 2nd 6:00

Record: 13-1 (1-1)																		
NO. Name	Min	FG	3P	FT	Rebounds	Fouls	TP	AS	TO	ST	Blocks	+/-						
		M-A	M-A	M-A	OR DR TOT	PF					BS BA							
4 George Condit	F 18:16	0-0	0-0	0-0	1 2 3	4 0	0	2	3	1	0	0	1 st FG% 12-30 40.0%	3PT% 6-16 37.5%	FT% 0-1 0%	2 nd FG% 9-19 47.4%	3PT% 1-9 11.1%	GM FG% 15-49 30.6%
23 Tristan Enaruna	F 19:01	1-2	0-1	0-0	1 6 7	1 1	2	0	3	1	2	0	FT% 13-16 81.3%	FT% 13-16 81.3%	FT% 13-16 81.3%	FT% 13-16 81.3%	FT% 13-16 81.3%	FT% 13-16 81.3%
1 Izaiah Brockington	G 38:23	5-16	1-4	3-3	2 7 9	2 2	14	3	2	0	0	4	3PT% 19-28 67.9%	3PT% 19-28 67.9%	3PT% 19-28 67.9%	3PT% 19-28 67.9%	3PT% 19-28 67.9%	3PT% 19-28 67.9%
11 Tyrese Hunter	G 31:54	2-9	1-3	0-0	0 1 1	4 2	5	3	5	1	0	1	Dead Ball Rebounds: 3, 1	Dead Ball Rebounds: 3, 1	Dead Ball Rebounds: 3, 1	Dead Ball Rebounds: 3, 1	Dead Ball Rebounds: 3, 1	Dead Ball Rebounds: 3, 1
22 Gabe Kalscheur	G 26:45	3-9	1-6	2-2	2 1 3	1 2	9	0	2	0	0	0						
2 Caleb Grill	25:54	2-6	2-2	0-0	0 3 3	2 1	8	0	1	2	1	0						
5 Aljaz Kunc	24:55	2-4	2-4	7-10	0 3 3	2 11	13	1	1	0	0	0						
3 Tre Jackson	07:37	0-3	0-1	0-0	0 1 1	2 0	0	0	1	1	0	0						
12 Robert Jones	09:15	0-0	0-0	0-2	0 0 0	1 1	0	0	0	0	0	0						
Team					3 2 5		0		0									
Totals		15-49	7-25	14-19	9 26 35	19 20	51	9	18	6	3	4						

Technical Fouls: NONE

		TTU	ISU			Points from Turnovers	TTU	ISU			Period by Period Scoring			
		1st	2nd	TOT			1st	2nd	TOT			1st	2nd	TOT
Biggest lead	2 (2 nd 2:18) 13 (1 st 11:27)				Paint	28	6			TTU	19	28	47	
Best Scoring Run	7 (2 nd 13:30) 11 (1 st 13:06)				Second Chance	4	7			ISU	30	21	51	
Lead Changes	2				Fast Breaks	6	5							
Times Tied	2				Bench	6	21							
Time with Lead	00:26 36:59													

Game Notes: Fouled Out: TTU #2 Warren (0:06.0), TTU #3 Nadoindy (0:04.3) ♦



Official Basketball Box Score - Final
Iowa St. at Oklahoma
01/08/22 Lloyd Noble Center, Norman
2021-22 Men's Basketball

Game Time: 5:00 PM
Game Duration: 2:04
Attendance: 8,142

Officials: Ray Nall, Marques Pettigrew, Chance Moore

Iowa St. - 66		Record: 13-2 (1-2)												
NO.	Name	Min	FG	3P	FT	Rebounds	Fouls	TP	AS	TO	ST	Blocks	+/-	
			M-A	M-A	M-A	OR DR TOT	PF					BS BA		
4	George Condit	F 24:54	2-2	0-0	0-0	0 3 3	2 1	4	5	0	1	0	-6	
23	Tristan Enaruna	F 15:43	1-4	0-0	0-0	0 3 3	2 1	2	1	2	1	0	-2	
1	Izaiah Brockington	G 37:16	9-15	2-4	0-0	0 4 4	0 0	20	1	0	0	0	-18	
11	Tyrese Hunter	G 35:44	9-15	2-3	0-0	0 0 0	2 0	20	4	4	4	2	-10	
22	Gabe Kalscheur	G 24:28	2-6	0-2	0-0	0 1 1	5 4	4	0	2	1	0	-8	
12	Robert Jones	04:25	1-1	0-0	0-0	0 0 0	1 0	2	0	0	0	0	5	
2	Caleb Grill	13:16	0-1	0-1	0-0	0 0 0	0 0	0	0	1	0	0	-9	
5	Aljaz Kunc	21:24	1-1	0-0	0-1	0 3 3	1 4	2	2	3	1	0	-8	
3	Tre Jackson	22:50	4-7	4-7	0-0	1 1 2	4 1	12	1	0	1	0	-9	
Team						0 1 1			0	0				
Totals			29-52	8-17	0-1	2 15 17	17 11	66	14	12	9	0	-10	

2021-22 BOX SCORES



Official Basketball Box Score - Final
#21 Texas at #15 Iowa State
 01/15/22 James H. Hilton Coliseum, Ames, Iowa
 2021-22 Men's Basketball

Game Time: 1:02 PM
 Game Duration: 2:12
 Attendance: 14,267

Officials: Rick Crawford, Darron George, Brooks Wells

#21 Texas - 70

Record: 13-4 (3-2)

NO. Name	Min	FG M-A	3P M-A	FT M-A	Rebounds OR DR TOT	Fouls PF FD	TP	AS	TO	ST	Blocks BS BA	+/-
0 Timmy Allen	F 12:29	3-4	0-0	2-3	0 2 2	4 2	8	0	1	1	0 0	-2
32 Christian Bishop	F 14:54	1-1	0-0	0-1	2 0 2	1 1	2	0	2	0	0 0	-12
1 Andrew Jones	G 28:08	6-10	4-7	2-2	2 5 7	1 1	18	0	0	0	2 0	3
2 Marcus Carr	G 34:30	4-14	2-6	5-7	0 3 3	2 9	15	6	4	2	1 1	-11
3 Courtney Ramey	G 34:23	3-9	2-5	2-2	0 4 4	3 1	10	2	1	1	0 0	-4
5 Devin Askew	07:03	0-0	0-0	0-0	0 0 0	0 1	0	2	3	0	0 0	-3
30 Brock Cunningham	16:51	2-2	0-0	0-0	2 1 3	3 0	4	2	0	0	0 0	0
4 Dylan Disu	14:47	3-3	0-0	0 0	3 3 3	2 6	0	0	3	2	1 0	-4
13 Jase Febres	04:06	0-1	0-1	0-0	0 0 0	1 0	0	0	0	0	0 0	-5
33 Tre Mitchell	16:24	2-6	0-2	3-3	1 2 3	0 5	7	1	4	0	0 0	-12
12 Tristen Licton	10:31	0-2	0-1	0-0	1 0 1	1 0	0	0	1	2	0 0	-2
21 Avery Benson	05:54	0-0	0-0	0-0	1 0 1	1 0	0	0	0	0	0 0	-1
Team					1 2 3	0	0	1				
Totals		24-52	8-22	14-18	10 22 32	20 22	70	13	20	8	4	-9

Technical Fouls: NONE

#15 Iowa State - 79

Record: 14-3 (2-3)

NO. Name	Min	FG M-A	3P M-A	FT M-A	Rebounds OR DR TOT	Fouls PF FD	TP	AS	TO	ST	Blocks BS BA	+/-
4 George Conditt	F 19:33	0-1	0-0	0-0	0 4 4	3 2	0	4	2	1	1 0	-1
23 Tristan Enaruna	F 16:09	3-4	1-1	0-0	2 3 5	3 1	7	0	1	0	0 1	11
1 Izaiah Brockington	G 30:06	3-7	0-0	2-3	2 3 5	4 3	8	3	2	1	0 1	10
11 Tyrese Hunter	G 32:57	3-6	0-3	7-9	0 3 3	0 5	13	8	2	2	0 0	4
22 Gabe Kalscheur	G 34:20	8-16	6-12	0-0	0 2 2	4 2	22	3	2	2	0 2	9
2 Caleb Grill	21:21	3-7	1-5	2-2	0 1 1	0 1	9	2	1	1	0 0	-2
5 Aljaz Kunc	21:25	3-4	2-2	0-1	0 2 2	4 4	8	1	0	2	0 0	5
12 Robert Jones	13:29	4-4	0-0	0-1	0 0 0	4 2	8	1	1	1	0 0	4
3 Tre Jackson	10:40	2-2	0-0	0-0	1 0 1	1 0	4	0	1	1	0 0	5
Team					1 1 2	0	0	2				
Totals		29-51	10-23	11-16	5 20 25	22 20	79	22	14	11	4	9

Technical Fouls: NONE

	TEX	ISU
Biggest lead	5 (1 st 17:13)	15 (2 nd 16:15)
Best Scoring Run	8 (2 nd 5:37)	8 (1 st 3:55)
Lead Changes	5	
Times Tied	3	
Time with Lead	07:10	29:58

Game Notes: Fouled Out: none



Official Basketball Box Score - Final
Iowa St. at Texas Tech
 01/18/22 United Supermarkets Arena, Lubbock
 2021-22 Men's Basketball

Game Time: 8:00 PM
 Game Duration: 2:15
 Attendance: 15,098

Officials: Doug Simons, Ray Nall, Byron Jarrett

Iowa St. - 60

Record: 14-4 (2-4)

NO. Name	Min	FG M-A	3P M-A	FT M-A	Rebounds OR DR TOT	Fouls PF FD	TP	AS	TO	ST	Blocks BS BA	+/-
4 George Conditt	F 13:28	2-2	0-0	0-0	2 1 3	5 0	4	2	5	0	3 0	-9
23 Tristan Enaruna	F 30:51	3-9	0-2	0-2	2 3 5	2 2	6	0	1	1	0 1	6
1 Izaiah Brockington	G 29:50	5-14	0-2	2-2	3 6 9	2 1	12	0	2	0	0 0	-21
11 Tyrese Hunter	G 25:18	2-7	0-3	0-0	1 1 2	2 2	4	2	3	2	0 0	-12
22 Gabe Kalscheur	G 31:39	3-11	1-6	0-1	0 1 1	1 2	7	0	2	1	0 0	-16
12 Robert Jones	15:22	0-2	0-0	2-4	4 3 7	5 5	2	0	0	1	2 1	-8
2 Caleb Grill	23:07	6-10	4-8	1-1	0 1 1	3 2	17	0	1	1	0 0	-1
5 Aljaz Kunc	08:52	0-2	0-2	0-0	0 1 1	5 1	0	0	1	1	0 0	-15
3 Tre Jackson	15:08	0-4	0-3	0-0	0 0 0	1 0	0	1	0	2	0 1	3
21 Jaden Walker	04:56	2-2	0-0	4-5	2 0 2	2 3	8	1	1	0	0 0	9
15 Carter Boothe	01:23	0-0	0-0	0-0	0 0 0	0 0	0	0	0	0	0 0	4
Team					2 3 5	0	0	0				
Totals		23-63	5-26	9-15	16 20 36	28 18	60	6	16	9	5	-12

Technical Fouls: NONE

Texas Tech - 72

Record: 14-4 (4-2)

NO. Name	Min	FG M-A	3P M-A	FT M-A	Rebounds OR DR TOT	Fouls PF FD	TP	AS	TO	ST	Blocks BS BA	+/-
0 Kevin Obanor	F 21:41	6-9	0-3	3-5	5 3 8	2 3	15	1	1	1	1 0	15
11 Bryson Williams	F 23:04	4-10	1-3	7-8	0 3 3	2 6	16	1	0	0	0 2	17
1 Terrence Shannon, Jr.	G 26:46	2-6	0-3	0-0	0 1 1	2 0	4	0	2	0	0 1	6
2 Davion Warren	G 22:41	2-4	1-1	6-8	1 3 4	1 5	11	0	0	0	1 1	22
15 Kevin McCullar	G 29:52	2-9	0-2	3-4	2 4 6	3 3	7	3	2	3	0 0	18
14 Marcus Santos-Silva	14:15	1-1	0-0	2-4	1 3 4	3 3	4	1	1	0	0 0	2
3 Clarence Nadoiny	14:32	0-2	0-1	2-2	0 2 2	1 2	2	0	1	0	1 1	-7
4 Daniel Batcho	10:37	0-0	0-0	2-3	1 3 4	1 3	2	0	0	0	0 0	-1
25 Adonis Arms	25:38	2-4	1-3	4-4	0 3 3	1 2	9	1	3	1	1 0	10
13 Mylik Wilson	05:22	1-1	0-0	0-0	0 0 0	1 1	2	0	1	0	0 0	-9
23 Chibuzo Agbo	04:56	0-0	0-0	0-0	0 1 1	1 0	0	0	0	0	0 0	-9
22 Austin Timperman	01:23	0-0	0-0	0-0	0 0 0	0 0	0	0	0	0	0 0	-4
Team					0 0 0	0	0	2				
Totals		20-46	3-16	29-38	10 26 36	18 28	72	7	13	5	4	12

Technical Fouls: NONE

	ISU	TTU
Biggest lead	2 (1 st 19:42)	23 (2 nd 5:46)
Best Scoring Run	6 (2 nd 2:34)	9 (2 nd 9:53)
Lead Changes	9	
Times Tied	5	
Time with Lead	04:31	31:12



Official Basketball Box Score - Final
TCU at #15 Iowa State
 01/22/22 James H. Hilton Coliseum, Ames, Iowa
 2021-22 Men's Basketball

Game Time: 3:05 PM
 Game Duration: 1:51
 Attendance: 14,267

Officials: John Higgins, Terry Wymer, Antonio Petty

TCU - 59

Record: 13-3 (3-2)

NO. Name	Min	FG M-A	3P M-A	FT M-A	Rebounds OR DR TOT	Fouls PF FD	TP	AS	TO	ST	Blocks BS BA	+/-
2 Emanuel Miller	F 22:42	3-6	1-1	0-0	0 8 8	0 1	7	1	3	0	0 1	6
5 Charles O'Bannon	F 28:00	3-7	1-3	3-3	1 3 4	2 3	10	0	0	0	0 1	17
4 Eddie Lampkin	C 14:05	2-2	0-0	1-2	2 4 3	1 5	0	0	0	0	0 0	10
1 Mike Miles	G 31:25	2-8	1-5	0-0	0 5 5	2 2	5	2	0	1	0 0	13
10 Damon Baugh	G 36:31	11-17	1-4	0-0	0 7 7	0 2	23	5	5	7	0 0	18
0 Micah Peavy	18:31	2-5	0-0	1-2	0 1 1	1 2	5	2	3	0	0 3	4
3 Francisco Farabello	15:36	0-2	0-1	0-1	0 4 4	0 1	0	0	0	0	0 1	0
12 Xavier Cork	23:34	1-2	0-0	0-0	1 3 4	2 0	2	0	0	0	0 0	9
21 JaKobe Coles	07:15	1-2	0-1	0-0	0 1 1	1 1	0	2	1	0	0 0	2
25 Souleymane Domba	02:21	0-0	0-0	0-0	0 0 0	0 0	0	1	0	0	0 0	-4
Team					1 0 1	0	0	3				
Totals		25-51	4-15	5-8	5 34 39	12 12	59	11	15	8	0	15

Technical Fouls: NONE

#15 Iowa State - 44

Record: 14-5 (2-5)

NO. Name	Min	FG M-A	3P M-A	FT M-A	Rebounds OR DR TOT	Fouls PF FD	TP	AS	TO	ST	Blocks BS BA	+/-
4 George Conditt	F 10:21	1-2	0-0	0-0	0 0 0	0 0	2	1	1	0	0 0	-3
23 Tristan Enaruna	F 11:04	1-2	0-1	0-0	0 0 0	0 0	2	0	1	0	2 0	-8
1 Izaiah Brockington	G 35:48	8-14	0-1	3-4	1 11 12	2 4	19	0	3	2	0 0	-10
11 Tyrese Hunter	G 28:22	2-9	1-5	2-4	1 4 5	0 3	7	4	6	1	2 0	-14
22 Gabe Kalscheur	G 34:54	1-10	1-8	2-2	0 0 0	0 4	2	5	1	0	0 0	-13
5 Aljaz Kunc	24:27	0-3	0-1	0-0	1 3 4	2 2	0	1	0	2	0 0	-1
12 Robert Jones	16:44	1-2	0-0	0-0	1 2 3	0 1	1	0	0	0	1 0	-16
2 Caleb Grill	24:37	1-6	0-5	0-0	0 0 0	2 0	2	0	0	1	0 0	-7
3 Tre Jackson	13:43	2-7	1-5	0-0	1 0 1	2 0	5	0	0	0	0 0	-3
Team					1 2 3	0	0	0				
Totals		17-55	3-26	7-10	6 22 28	12 12	44	10	11	5	6	-15

Technical Fouls: NONE

	TCU	ISU
Biggest lead	18 (2 nd 1:52)	2 (1 st 17:11)
Best Scoring Run	10 (2 nd 10:01)	10 (2 nd 13:42)
Lead Changes	2	
Times Tied	2	
Time with Lead	35:10	00:26



Official Basketball Box Score - Final
Iowa St. at Oklahoma State
 01/26/22 Gallagher-Iba Arena, Stillwater
 2021-22 Men's Basketball

Game Time: 7:01 PM
 Game Duration: 2:26
 Attendance: 8,271

Officials: Kipp Kissinger, Tony Padilla, Darron George

Iowa St. - 84

Record: 15-5 (3-5)

NO. Name		Min	FG M-A	3P M-A	FT M-A	Rebounds OR DR TOT	Fouls PF FD	TP	AS	TO	ST	Blocks BS BA	+/-
12 Robert Jones	F	15:19	1-1	0-0	0-2	0 2 2	4 3	2	5	1	2	1 0	-1
23 Tristan Enaruna	F	15:31	0-0	0-0	0-0	0 3 3	3 0	0	1	0	0	0 0	-2
1 Izaiah Brockington	G	40:45	11-20	3-4	1-2	1 1 2	2 3	26	1	4	0	0 1	4
11 Tyrese Hunter	G	35:10	6-13	3-8	3-3	1 3 4	2 3	18	4	5	0	2 7	7
22 Gabe Kalscheur	G	35:30	4-11	0-6	0-4	1 2 3	5 7	8	5	0	1	0 0	6
4 George Conditt		27:36	4-4	0-0	2-3	3 5 8	2 3	10	4	1	0	2 0	6
5 Aljaz Kunc		20:02	0-2	0-1	0-0	3 2 5	3 0	0	1	2	1	0 0	-5
2 Caleb Grill		24:57	5-7	0-0	0-0	0 0 0	2 0	15	0	0	0	0 0	4
3 Tre Jackson		10:10	1-2	1-2	2-2	0 0 0	0 2 5	0	5	0	1	0 0	-4
						1 1 2			0	1			
Total			32-60	12-28	8-16	10 19 29	23 21	84	21	15	4	3 3 3	



2021-22 Iowa St. Men's Basketball Combined Team Statistics All games

Page 1/1
as of Feb 09, 2022

Game Records

Record	Overall	Home	Away	Neutral
ALL GAMES	16-8	12-3	2-5	2-0
CONFERENCE	3-8	2-3	1-5	0-0
NON-CONFERENCE	13-0	10-0	1-0	2-0

Score by Periods

Team	1st	2nd	OT	TOT
Iowa St.	752	860	14	1626
Opponents	666	805	11	1482

Team Box Score

No.	Player				Total		3-Point		F-Throw		Rebounds											
		GP-GS	MIN	AVG	FG-FGA	FG%	3FG-3FGA	3FG%	FT-FTA	FT%	OFF	DEF	TOT	AVG	PF	DQ	A	TO	BLK	STL	PTS	AVG
1	BROCKINGTON, Izaiah	24-24	810:46	33.8	150-326	.460	18-52	.346	81-100	.810	47	139	186	7.8	44	1	38	51	4	28	399	16.6
11	HUNTER, Tyrese	24-24	734:35	30.6	96-245	.392	20-92	.217	51-74	.689	14	62	76	3.2	49	0	106	79	5	47	263	11.0
22	KALSCHUR, Gabe	24-24	731:02	30.5	80-238	.336	29-124	.234	38-56	.679	9	45	54	2.3	72	4	44	60	2	34	227	9.5
2	GRILL, Caleb	24-0	563:57	23.5	58-133	.436	42-107	.393	10-13	.769	9	42	51	2.1	49	1	39	16	4	25	168	7.0
5	KUNC, Aljaz	24-0	488:24	20.3	42-88	.477	23-53	.434	27-41	.659	22	63	85	3.5	50	1	25	14	9	20	134	5.6
23	ENARUNA, Tristan	24-24	409:55	17.1	54-103	.524	3-9	.333	19-26	.731	33	55	88	3.7	25	0	7	26	12	15	130	5.4
4	CONDITT, George	24-18	441:53	18.4	46-70	.657	0-0	.000	29-43	.674	41	50	91	3.8	73	3	41	33	20	11	121	5.0
3	JACKSON, Tre	23-0	325:43	14.2	38-90	.422	25-65	.385	2-2	1.000	2	21	23	1.0	32	1	19	22	2	20	103	4.5
21	WALKER, Jaden	7-0	37:02	5.3	6-10	.600	0-1	.000	7-13	.538	4	3	7	1.0	6	0	3	1	0	3	19	2.7
12	JONES, Robert	23-6	282:31	12.3	25-53	.472	0-0	.000	10-29	.345	18	33	51	2.2	40	2	17	20	13	8	60	2.6
15	BOOTHE, Carter	4-0	07:13	1.8	0-1	.000	0-1	.000	2-2	1.000	0	0	0	0.0	0	0	1	0	0	1	2	0.5
Team											46	35	81					16				
Total		24	4833		595-1357	.438	160-504	.317	276-399	.692	245	548	793	33.0	440	13	340	338	71	212	1626	67.8
Opponents		24	4825		514-1217	.422	132-453	.291	322-448	.719	210	569	779	32.5	425	9	262	421	91	175	1482	61.8

Team Statistics

	IOWAST	OPP
Scoring	1626	1482
Points per game	67.8	61.8
Scoring margin	+6.0	-
Field goals-att	595-1357	514-1217
Field goal pct	.438	.422
3 point fg-att	160-504	132-453
3-point FG pct	.317	.291
3-pt FG made per game	6.7	5.5
Free throws-att	276-399	322-448
Free throw pct	.692	.719
F-Throws made per game	11.5	13.4
Rebounds	793	779
Rebounds per game	33.0	32.5
Rebounding margin	+0.6	-
Assists	340	262
Assists per game	14.2	10.9
Turnovers	338	421
Turnovers per game	14.1	17.5
Turnover margin	+3.5	-
Assist/turnover ratio	1.0	0.6
Steals	212	175
Steals per game	8.8	7.3
Blocks	71	91
Blocks per game	3.0	3.8
Winning streak	0	-
Home win streak	0	-
Attendance	191725	90952
Home games-Avg/Game	15-12782	7-12993
Neutral site-Avg/Game	-	2-2730

Team Results

Date	Opponent		Score	Att.
11/09/2021	Kennesaw St.	W	84-73	12180
11/12/2021	Oregon St.	W	60-50	12401
11/16/2021	Alabama St.	W	68-60	12100
11/21/2021	Grambling	W	82-47	10533
11/24/2021	vs Xavier	W	82-70	2804
11/26/2021	vs Memphis	W	78-59	2655
12/01/2021	Ark.-Pine Bluff	W	83-64	12305
12/04/2021	at Creighton	W	64-58	18294
12/09/2021	Iowa	W	73-53	14267
12/12/2021	Jackson St.	W	47-37	12537
12/19/2021	Southeastern La.	W	77-54	11809
12/21/2021	Chicago St.	W	79-48	11894
01/01/2022	Baylor	L	72-77	14267
01/05/2022	Texas Tech	W	51-47	11699
01/08/2022	at Oklahoma	L	66-79	8142
01/11/2022	at Kansas	L	61-62	16300
01/15/2022	Texas	W	79-70	14267
01/18/2022	at Texas Tech	L	60-72	15098
01/22/2022	TCU	L	44-59	14267
01/26/2022	at Oklahoma St.	Wot	84-81	8271
01/29/2022	Missouri	W	67-50	13612
02/01/2022	Kansas	L	61-70	13587
02/05/2022	at Texas	L	41-63	13656
02/08/2022	at West Virginia	L	63-79	11191



**2021-22 Iowa St. Men's Basketball
Extended Season Box Score
All games**

Page 1/1
as of Feb 09, 2022

Game Records

Record	Overall	Home	Away	Neutral
ALL GAMES	16-8	12-3	2-5	2-0
CONFERENCE	3-8	2-3	1-5	0-0
NON-CONFERENCE	13-0	10-0	1-0	2-0

Team Box Score Extended

No.	Player				Total		3-Point		F-Throw		Rebounds																	
		GP-GS	MIN	AVG	FG-FGA	FG%	3FG-3FGA	3FG%	FT-FTA	FT%	OFF	DEF	TOT	AVG	PF	DQ	A	A/G	TO	TO/G	A/TO	BLK	BLK/G	STL	STL/G	PTS	AVG	
1	BROCKINGTON, Izaiah	24-24	810:46	33.8	150-326	.460	18-52	.346	81-100	.810	47	139	186	7.8	44	1	38	1.58	51	2.13	0.75	4	0.17	28	1.17	399	16.6	
11	HUNTER, Tyrese	24-24	734:35	30.6	96-245	.392	20-92	.217	51-74	.689	14	62	76	3.2	49	0	106	4.42	79	3.29	1.34	5	0.21	47	1.96	263	11.0	
22	KALSCHUR, Gabe	24-24	731:02	30.5	80-238	.336	29-124	.234	38-56	.679	9	45	54	2.3	72	4	44	1.83	60	2.50	0.73	2	0.08	34	1.42	227	9.5	
2	GRILL, Caleb	24-0	563:57	23.5	58-133	.436	42-107	.393	10-13	.769	9	42	51	2.1	49	1	39	1.63	16	0.67	2.44	4	0.17	25	1.04	168	7.0	
5	KUNC, Aljaz	24-0	488:24	20.3	42-88	.477	23-53	.434	27-41	.659	22	63	85	3.5	50	1	25	1.04	14	0.58	1.79	9	0.38	20	0.83	134	5.6	
23	ENARUNA, Tristan	24-24	409:55	17.1	54-103	.524	3-9	.333	19-26	.731	33	55	88	3.7	25	0	7	0.29	26	1.08	0.27	12	0.50	15	0.63	130	5.4	
4	CONDITT, George	24-18	441:53	18.4	46-70	.657	0-0	.000	29-43	.674	41	50	91	3.8	73	3	41	1.71	33	1.38	1.24	20	0.83	11	0.46	121	5.0	
3	JACKSON, Tre	23-0	325:43	14.2	38-90	.422	25-65	.385	2-2	1.000	2	21	23	1.0	32	1	19	0.83	22	0.96	0.86	2	0.09	20	0.87	103	4.5	
21	WALKER, Jaden	7-0	37:02	5.3	6-10	.600	0-1	.000	7-13	.538	4	3	7	1.0	6	0	3	0.43	1	0.14	3.00	0	0.00	3	0.43	19	2.7	
12	JONES, Robert	23-6	282:31	12.3	25-53	.472	0-0	.000	10-29	.345	18	33	51	2.2	40	2	17	0.74	20	0.87	0.85	13	0.57	8	0.35	60	2.6	
15	BOOTHE, Carter	4-0	07:13	1.8	0-1	.000	0-1	.000	2-2	1.000	0	0	0	0.0	0	0	1	0.25	0	0.00	1.00	0	0.00	1	0.25	2	0.5	
Total		24	4833		595-1357	.438	160-504	.317	276-399	.692	245	548	793	33.0	440	13	340	14.17	338	14.08	1.01	71	2.96	212	8.83	1626	67.8	
Opponents		24	4825		514-1217	.422	132-453	.291	322-448	.719	210	569	779	32.5	425	9	262	10.92	421	17.54	0.62	91	3.79	175	7.29	1482	61.8	

Score by Periods

Team	1st	2nd	OT	TOT
Iowa St.	752	860	14	1626
Opponents	666	805	11	1482

2020-21 Cyclone Basketball
Iowa State Team Game-by-Game Comparison (as of Feb 08, 2022)
All games

Opponent	1st	2nd	Score	Mar	Total FG	FG Pct	3-Pointers	3FG Pct	Free Throws	FT Pct	Rebounds	Assist	T/Over	Block	Steal	Fouls
KENNESAW ST.	37/29	47/44	84-73	+11	27-51/20-46	.529/.435	8-25/7-20	.320/.350	22-33/26-36	.667/.722	29/31 (2)	16/6	22/24	1/1	14/11	31/26
OREGON ST.	26/20	34/30	60-50	+10	25-57/20-59	.439/.339	7-26/3-22	.269/.136	3-5/7-14	.600/.500	39/34 +5	15/10	19/14	4/1	4/7	17/15
ALABAMA ST.	27/23	41/37	68-60	+8	26-70/25-57	.371/.439	1-20/4-15	.050/.267	15-19/6-12	.789/.500	36/44 (8)	13/10	8/23	6/7	12/6	14/19
GRAMBLING	49/25	33/22	82-47	+35	29-63/14-45	.460/.311	13-25/5-14	.520/.357	11-16/14-19	.688/.737	46/22 +24	21/8	11/15	3/2	9/2	18/16
Xavier	38/39	44/31	82-70	+12	34-66/26-60	.515/.433	10-20/3-21	.500/.143	4-7/15-21	.571/.714	33/39 (6)	12/8	12/17	1/3	10/7	19/16
Memphis	32/27	46/32	78-59	+19	25-55/19-53	.455/.358	6-16/6-17	.375/.353	22-33/15-23	.667/.652	42/34 +8	14/8	15/22	10/10	13/8	20/27
ARK.-PINE BLUFF	38/22	45/42	83-64	+19	30-67/18-45	.448/.400	7-22/6-23	.318/.261	16-20/22-24	.800/.917	37/26 +11	19/8	9/19	1/4	9/5	20/18
Creighton	23/23	41/35	64-58	+6	21-51/19-45	.412/.422	7-14/6-19	.500/.316	15-20/14-18	.750/.778	28/34 (6)	11/5	14/21	2/3	11/8	19/15
IOWA	38/26	35/27	73-53	+20	27-62/17-63	.435/.270	8-25/5-27	.320/.185	11-17/14-15	.647/.933	50/32 +18	18/10	16/12	4/6	5/7	16/18
JACKSON ST.	28/20	19/17	47-37	+10	15-43/16-40	.349/.400	5-13/3-13	.385/.231	12-20/2-5	.600/.400	30/27 +3	11/10	13/22	2/2	10/9	9/21
SOUTHEASTERN LA.	25/17	52/37	77-54	+23	29-51/18-49	.569/.367	10-23/8-29	.435/.276	9-15/10-13	.600/.769	30/23 +7	19/13	11/13	3/3	8/5	15/13
CHICAGO ST.	34/23	45/25	79-48	+31	27-56/15-54	.482/.278	6-18/2-20	.333/.100	19-20/16-23	.950/.696	41/31 +10	19/8	16/21	5/1	11/9	21/22
BAYLOR	33/41	39/36	72-77	(5)	25-53/30-60	.472/.500	1-14/7-17	.071/.412	21-27/10-14	.778/.714	30/32 (2)	11/13	17/19	3/6	12/8	18/22
TEXAS TECH	30/19	21/28	51-47	+4	15-49/19-49	.306/.388	7-25/3-17	.280/.176	14-19/6-15	.737/.400	35/34 +1	9/11	18/15	3/3	6/8	19/21
Oklahoma	36/32	30/47	66-79	(13)	29-52/29-47	.558/.617	8-17/7-12	.471/.583	0-1/14-17	.000/.824	17/26 (9)	14/17	12/12	0/2	9/6	17/11
Kansas	33/31	28/31	61-62	(1)	24-59/21-48	.407/.438	6-18/6-20	.333/.300	7-11/14-18	.636/.778	32/33 (1)	10/11	12/16	2/9	8/4	15/12
TEXAS	38/31	41/39	79-70	+9	29-51/24-52	.569/.462	10-23/8-22	.435/.364	11-16/14-18	.688/.778	25/32 (7)	22/13	14/20	1/4	11/8	22/20
Texas Tech	23/26	37/46	60-72	(12)	23-63/20-46	.365/.435	5-26/3-16	.192/.188	9-15/29-38	.600/.763	36/36 -	6/7	16/13	5/4	9/5	28/18
TCU	23/34	21/25	44-59	(15)	17-55/25-51	.309/.490	3-26/4-15	.115/.267	7-10/5-8	.700/.625	28/39 (11)	10/11	11/15	6/0	5/8	12/12
Oklahoma St.	34/35	36/35	84-81	+3	32-60/26-55	.533/.473	12-28/7-24	.429/.292	8-16/22-29	.500/.759	29/33 (4)	21/15	15/16	3/3	4/6	23/21
MISSOURI	32/29	35/21	67-50	+17	24-53/18-42	.453/.429	6-18/5-14	.333/.357	13-15/9-18	.867/.500	31/27 +4	16/9	12/18	1/2	7/7	15/15
KANSAS	24/30	37/40	61-70	(9)	26-63/28-50	.413/.560	5-22/5-13	.227/.385	4-6/9-13	.667/.692	26/37 (11)	16/19	13/22	2/3	9/12	17/11
Texas	23/25	18/38	41-63	(22)	14-49/25-57	.286/.439	2-15/9-23	.133/.391	11-16/4-8	.688/.500	35/36 (1)	5/18	18/12	2/5	6/8	11/15
West Virginia	28/39	35/40	63-79	(16)	22-58/22-44	.379/.500	7-25/10-20	.280/.500	12-22/25-29	.545/.862	28/37 (9)	12/14	14/20	1/7	10/11	24/21

Note: Game totals are displayed in the format TEAM/OPPONENT for each category



2021-22 Iowa St. Men's Basketball Combined Team Statistics In Conference games

Page 1/1
as of Feb 09, 2022

Game Records

Record	Overall	Home	Away	Neutral
ALL GAMES	3-8	2-3	1-5	0-0
CONFERENCE	3-8	2-3	1-5	0-0
NON-CONFERENCE	0-0	0-0	0-0	0-0

Score by Periods

Team	1st	2nd	OT	TOT
Iowa St.	325	343	14	682
Opponents	343	405	11	759

Team Box Score

No.	Player				Total		3-Point		F-Throw		Rebounds														
		GP-GS	MIN	AVG	FG-FGA	FG%	3FG-3FGA	3FG%	FT-FTA	FT%	OFF	DEF	TOT	AVG	PF	DQ	A	TO	BLK	STL	PTS	AVG			
1	BROCKINGTON, Izaiah	11-11	385:51	35.1	72-168	.429	6-25	.240	31-37	.838	20	59	79	7.2	19	0	18	21	0	8	181	16.5			
11	HUNTER, Tyrese	11-11	341:56	31.1	48-114	.421	11-46	.239	24-35	.686	8	22	30	2.7	20	0	41	45	3	20	131	11.9			
22	KALSCHEUR, Gabe	11-11	323:46	29.4	33-99	.333	15-63	.238	4-9	.444	5	13	18	1.6	38	4	11	25	0	11	85	7.7			
2	GRILL, Caleb	11-0	258:35	23.5	24-58	.414	17-50	.340	5-5	1.000	3	18	21	1.9	20	0	14	8	3	11	70	6.4			
23	ENARUNA, Tristan	11-11	194:29	17.7	22-44	.500	1-5	.200	8-12	.667	13	27	40	3.6	13	0	3	13	4	7	53	4.8			
3	JACKSON, Tre	10-0	130:39	13.1	14-37	.378	10-28	.357	2-2	1.000	2	6	8	0.8	15	0	2	10	0	8	40	4.0			
21	WALKER, Jaden	4-0	28:45	7.2	4-6	.667	0-0	.000	7-11	.636	4	0	4	1.0	5	0	2	1	0	3	15	3.8			
4	CONDITT, George	11-7	200:56	18.3	16-25	.640	0-0	.000	9-14	.643	10	23	33	3.0	31	1	23	18	11	4	41	3.7			
5	KUNC, Aljaz	11-0	205:32	18.7	10-33	.303	6-22	.273	9-16	.563	5	23	28	2.5	22	1	10	9	0	12	35	3.2			
12	JONES, Robert	11-4	161:10	14.7	13-28	.464	0-0	.000	5-18	.278	9	15	24	2.2	23	1	12	7	7	5	31	2.8			
15	BOOTHE, Carter	1-0	01:23	1.4	0-0	.000	0-0	.000	0-0	.000	0	0	0	0.0	0	0	0	0	0	0	0	0.0			
Team											21	15	36					3							
Total		11	2233		256-612	.418	66-239	.276	104-159	.654	100	221	321	29.2	206	7	136	160	28	89	682	62.0			
Opponents		11	2225		269-559	.481	69-199	.347	152-207	.734	93	282	375	34.1	184	3	149	180	46	84	759	69.0			

Team Statistics

	IOWAST	OPP
Scoring	682	759
Points per game	62.0	69.0
Scoring margin	-7.0	-
Field goals-att	256-612	269-559
Field goal pct	.418	.481
3 point fg-att	66-239	69-199
3-point FG pct	.276	.347
3-pt FG made per game	6.0	6.3
Free throws-att	104-159	152-207
Free throw pct	.654	.734
F-Throws made per game	9.5	13.8
Rebounds	321	375
Rebounds per game	29.2	34.1
Rebounding margin	-4.9	-
Assists	136	149
Assists per game	12.4	13.5
Turnovers	160	180
Turnovers per game	14.5	16.4
Turnover margin	+1.8	-
Assist/turnover ratio	0.9	0.8
Steals	89	84
Steals per game	8.1	7.6
Blocks	28	46
Blocks per game	2.5	4.2
Winning streak	0	-
Home win streak	0	-
Attendance	68087	72658
Home games-Avg/Game	5-13617	6-12110
Neutral site-Avg/Game	-	0-0

Team Results

Date	Opponent		Score	Att.
01/01/2022	Baylor	L	72-77	14267
01/05/2022	Texas Tech	W	51-47	11699
01/08/2022	at Oklahoma	L	66-79	8142
01/11/2022	at Kansas	L	61-62	16300
01/15/2022	Texas	W	79-70	14267
01/18/2022	at Texas Tech	L	60-72	15098
01/22/2022	TCU	L	44-59	14267
01/26/2022	at Oklahoma St.	Wot	84-81	8271
02/01/2022	Kansas	L	61-70	13587
02/05/2022	at Texas	L	41-63	13656
02/08/2022	at West Virginia	L	63-79	11191



2021-22 Iowa St. Men's Basketball
Individual Game-by-Game
All games

Page 1/11
as of Feb 09, 2022

#1 BROCKINGTON, Izaiah

Opponent	Date	GS	MIN	Total		3-Pointers		Free throws		Rebounds				PF	A	TO	BLK	STL	PTS	AVG	
				FG-FGA	PCT	3FG-3FGA	PCT	FT-FTA	PCT	OFF	DEF	TOT	AVG								
Kennesaw St.	11/09/2021	*	27:39	6-10	.600	1-2	.500	5-5	1.000	2	4	6	6.0	5	2	3	0	2	18	18.0	
Oregon St.	11/12/2021	*	37:05	4-12	.333	0-2	.000	2-2	1.000	1	11	12	9.0	2	1	3	0	0	10	14.0	
Alabama St.	11/16/2021	*	36:54	9-17	.529	0-2	.000	5-7	.714	4	9	13	10.3	0	1	0	1	2	23	17.0	
Grambling	11/21/2021	*	13:08	0-2	.000	0-0	.000	3-4	.750	0	2	2	8.3	2	0	2	0	0	3	13.5	
vs Xavier	11/24/2021	*	37:35	12-19	.632	4-6	.667	2-4	.500	2	4	6	7.8	2	3	2	0	0	30	16.8	
vs Memphis	11/26/2021	*	21:29	3-6	.500	0-1	.000	3-4	.750	1	3	4	7.2	3	1	2	2	1	9	15.5	
Ark.-Pine Bluff	12/01/2021	*	34:37	10-20	.500	1-2	.500	2-2	1.000	4	6	10	7.6	1	1	2	0	1	23	16.6	
at Creighton	12/04/2021	*	36:29	3-13	.231	2-3	.667	4-6	.667	1	6	7	7.5	0	0	3	1	2	12	16.0	
Iowa	12/09/2021	*	36:18	11-14	.786	3-5	.600	4-6	.667	5	5	10	7.8	3	2	3	0	2	29	17.4	
Jackson St.	12/12/2021	*	38:04	4-9	.444	0-0	.000	1-2	.500	2	5	7	7.7	1	2	2	0	2	9	16.6	
Southeastern La.	12/19/2021	*	37:03	7-12	.583	0-3	.000	3-5	.600	2	9	11	8.0	2	2	2	0	3	17	16.6	
Chicago St.	12/21/2021	*	36:43	6-16	.375	0-0	.000	8-8	1.000	2	11	13	8.4	2	3	2	0	4	20	16.9	
Baylor	01/01/2022	*	35:54	5-10	.500	0-0	.000	8-8	1.000	2	6	8	8.4	1	2	1	0	0	18	17.0	
Texas Tech	01/05/2022	*	38:23	5-16	.313	1-4	.250	3-3	1.000	2	7	9	8.4	2	3	2	0	0	14	16.8	
at Oklahoma	01/08/2022	*	37:16	9-15	.600	2-4	.500	0-0	.000	0	4	4	8.1	0	1	0	0	0	20	17.0	
at Kansas	01/11/2022	*	35:51	6-15	.400	0-2	.000	5-7	.714	2	6	8	8.1	1	0	1	0	1	17	17.0	
Texas	01/15/2022	*	30:06	3-7	.429	0-0	.000	2-3	.667	2	3	5	7.9	4	3	2	0	1	8	16.5	
at Texas Tech	01/18/2022	*	29:56	5-14	.357	0-2	.000	2-2	1.000	3	6	9	8.0	2	0	2	0	0	12	16.2	
TCU	01/22/2022	*	35:48	8-14	.571	0-1	.000	3-4	.750	1	11	12	8.2	2	0	3	0	2	19	16.4	
at Oklahoma St.	01/26/2022	*	40:45	11-20	.550	3-4	.750	1-2	.500	1	1	2	7.9	2	1	4	0	0	26	16.9	
Missouri	01/29/2022	*	31:52	3-8	.375	1-1	1.000	8-8	1.000	1	5	6	7.8	2	2	4	0	1	15	16.8	
Kansas	02/01/2022	*	35:44	11-28	.393	0-4	.000	2-2	1.000	2	6	8	7.8	0	3	2	0	3	24	17.1	
at Texas	02/05/2022	*	34:27	5-17	.294	0-3	.000	2-2	1.000	3	5	8	7.8	1	2	1	0	0	12	16.9	
at West Virginia	02/08/2022	*	31:41	4-12	.333	0-1	.000	3-4	.750	2	4	6	7.8	4	3	3	0	1	11	16.6	
Totals			24	810:46	150-326	.460	18-52	.346	81-100	.810	47	139	186	7.8	44	38	51	4	28	399	16.6

Player Averages

Games Played	Minutes/game	Points/game	FG Pct	3FG Pct	FT Pct	Rebounds/game	Assists/game	Turnovers/game	Assist/Turnover ratio	Steals/game	Blocks/game
24	33.8	16.6	46.0	34.6	81.0	7.8	1.6	2.1	0.7	1.2	0.2



2021-22 Iowa St. Men's Basketball
Individual Game-by-Game
All games

Page 2/11
as of Feb 09, 2022

#2 GRILL, Caleb

Opponent	Date	GS	MIN	Total		3-Pointers		Free throws		Rebounds				PF	A	TO	BLK	STL	PTS	AVG
				FG-FGA	PCT	3FG-3FGA	PCT	FT-FTA	PCT	OFF	DEF	TOT	AVG							
Kennesaw St.	11/09/2021		29:37	4-8	.500	2-5	.400	1-2	.500	1	1	2	2.0	2	2	0	0	2	11	11.0
Oregon St.	11/12/2021		26:52	3-7	.429	3-6	.500	0-1	.000	0	4	4	3.0	3	0	1	0	1	9	10.0
Alabama St.	11/16/2021		25:19	1-8	.125	0-4	.000	0-0	.000	1	1	2	2.7	2	1	1	0	0	2	7.3
Grambling	11/21/2021		27:09	4-8	.500	2-5	.400	0-0	.000	1	4	5	3.3	2	4	0	0	0	10	8.0
vs Xavier	11/24/2021		09:47	0-1	.000	0-1	.000	0-0	.000	0	0	0	2.6	0	0	0	0	0	0	6.4
vs Memphis	11/26/2021		20:01	2-2	1.000	1-1	1.000	0-0	.000	0	3	3	2.7	0	2	1	1	3	5	6.2
Ark.-Pine Bluff	12/01/2021		27:45	2-4	.500	2-4	.500	2-3	.667	0	2	2	2.6	4	1	0	0	0	8	6.4
at Creighton	12/04/2021		24:08	5-7	.714	4-4	1.000	2-2	1.000	1	0	1	2.4	4	2	1	0	2	16	7.6
Iowa	12/09/2021		21:38	0-1	.000	0-1	.000	0-0	.000	1	0	1	2.2	2	5	1	0	0	0	6.8
Jackson St.	12/12/2021		15:15	0-3	.000	0-3	.000	0-0	.000	1	2	3	2.3	0	0	0	0	0	0	6.1
Southeastern La.	12/19/2021		31:26	7-11	.636	6-10	.600	0-0	.000	0	5	5	2.5	3	5	1	0	2	20	7.4
Chicago St.	12/21/2021		19:43	4-7	.571	3-6	.500	0-0	.000	0	0	0	2.3	5	0	1	0	1	11	7.7
Baylor	01/01/2022		25:51	1-6	.167	1-6	.167	0-0	.000	0	2	2	2.3	2	2	1	0	1	3	7.3
Texas Tech	01/05/2022		25:54	2-6	.333	2-6	.333	2-2	1.000	0	3	3	2.4	2	0	1	1	2	8	7.4
at Oklahoma	01/08/2022		13:16	0-1	.000	0-1	.000	0-0	.000	0	0	0	2.2	0	0	1	0	0	0	6.9
at Kansas	01/11/2022		21:14	1-3	.333	0-1	.000	0-0	.000	2	3	5	2.4	2	2	0	0	0	2	6.6
Texas	01/15/2022		21:21	3-7	.429	1-5	.200	2-2	1.000	0	1	1	2.3	0	2	1	0	1	9	6.7
at Texas Tech	01/18/2022		23:07	6-10	.600	4-8	.500	1-1	1.000	0	1	1	2.2	3	0	1	0	1	17	7.3
TCU	01/22/2022		24:37	1-6	.167	0-5	.000	0-0	.000	0	0	0	2.1	2	2	0	1	0	2	7.0
at Oklahoma St.	01/26/2022		24:56	5-7	.714	5-7	.714	0-0	.000	0	0	0	2.0	2	0	0	0	0	15	7.4
Missouri	01/29/2022		26:42	2-8	.250	2-7	.286	0-0	.000	0	2	2	2.0	2	3	1	0	3	6	7.3
Kansas	02/01/2022		27:12	1-3	.333	0-2	.000	0-0	.000	1	3	4	2.1	2	5	2	0	2	2	7.1
at Texas	02/05/2022		18:22	0-3	.000	0-3	.000	0-0	.000	0	3	3	2.1	1	0	1	0	2	0	6.8
at West Virginia	02/08/2022		32:45	4-6	.667	4-6	.667	0-0	.000	0	2	2	2.1	4	1	0	1	2	12	7.0
Totals		0	563:57	58-133	.436	42-107	.393	10-13	.769	9	42	51	2.1	49	39	16	4	25	168	7.0

Player Averages

Games Played	Minutes/game	Points/game	FG Pct	3FG Pct	FT Pct	Rebounds/game	Assists/game	Turnovers/game	Assist/Turnover ratio	Steals/game	Blocks/game
24	23.5	7.0	43.6	39.3	76.9	2.1	1.6	0.7	2.4	1.0	0.2



**2021-22 Iowa St. Men's Basketball
Individual Game-by-Game
All games**

Page 3/11
as of Feb 09, 2022

#3 JACKSON, Tre

Opponent	Date	GS	MIN	Total		3-Pointers		Free throws		Rebounds				PF	A	TO	BLK	STL	PTS	AVG
				FG-FGA	PCT	3FG-3FGA	PCT	FT-FTA	PCT	OFF	DEF	TOT	AVG							
Kennesaw St.	11/09/2021		24:38	4-8	.500	2-6	.333	0-0	.000	0	2	2	2.0	5	0	2	0	1	10	10.0
Oregon St.	11/12/2021		10:32	2-3	.667	1-2	.500	0-0	.000	0	5	5	3.5	0	1	1	0	0	5	7.5
Alabama St.	11/16/2021		11:17	0-3	.000	0-2	.000	0-0	.000	0	0	0	2.3	1	1	2	0	0	0	5.0
Grambling	11/21/2021		28:17	4-8	.500	4-7	.571	0-0	.000	0	1	1	2.0	1	5	2	0	3	12	6.8
vs Xavier	11/24/2021		13:44	1-2	.500	1-2	.500	0-0	.000	0	0	0	1.6	0	1	0	0	0	3	6.0
vs Memphis	11/26/2021		12:44	0-1	.000	0-0	.000	0-0	.000	0	1	1	1.5	4	0	0	1	0	0	5.0
Ark.-Pine Bluff	12/01/2021		24:37	5-10	.500	2-7	.286	0-0	.000	0	3	3	1.7	2	2	1	0	3	12	6.0
at Creighton	12/04/2021		09:53	3-4	.750	1-2	.500	0-0	.000	0	0	0	1.5	0	0	1	0	2	7	6.1
Iowa	12/09/2021		11:59	2-5	.400	2-4	.500	0-0	.000	0	1	1	1.4	0	0	2	0	1	6	6.1
Jackson St.	12/12/2021		07:59	1-2	.500	0-1	.000	0-0	.000	0	0	0	1.3	1	1	0	0	1	2	5.7
Southeastern La.	12/19/2021		12:23	0-2	.000	0-1	.000	0-0	.000	0	0	0	1.2	0	2	0	0	0	0	5.2
Chicago St.	12/21/2021		19:24	2-4	.500	2-3	.667	0-0	.000	0	0	0	1.1	1	2	1	1	1	6	5.3
Baylor	01/01/2022		09:24	1-3	.333	0-2	.000	0-0	.000	0	1	1	1.1	1	0	1	0	2	2	5.0
Texas Tech	01/05/2022		07:37	0-3	.000	0-1	.000	0-0	.000	0	1	1	1.1	2	0	1	0	1	0	4.6
at Oklahoma	01/08/2022		22:50	4-7	.571	4-7	.571	0-0	.000	1	1	2	1.1	4	1	0	0	1	12	5.1
at Kansas	01/11/2022		07:41	0-0	.000	0-0	.000	0-0	.000	0	1	1	1.1	0	0	2	0	0	0	4.8
Texas	01/15/2022		10:40	2-2	1.000	0-0	.000	0-0	.000	0	1	1	1.1	0	0	1	0	1	4	4.8
at Texas Tech	01/18/2022		15:08	0-4	.000	0-3	.000	0-0	.000	0	0	0	1.1	1	1	0	0	2	0	4.5
TCU	01/22/2022		13:43	2-7	.286	1-5	.200	0-0	.000	1	0	1	1.1	2	0	0	0	0	5	4.5
at Oklahoma St.	01/26/2022		10:10	1-2	.500	1-2	.500	2-2	1.000	0	0	0	1.0	0	0	1	0	0	5	4.6
Missouri	01/29/2022		07:37	0-1	.000	0-0	.000	0-0	.000	0	2	2	1.0	2	2	0	0	0	0	4.3
Kansas	02/01/2022		21:44	4-6	.667	4-6	.667	0-0	.000	0	0	0	1.0	4	0	1	0	1	12	4.7
at Texas	02/05/2022		11:42	0-3	.000	0-2	.000	0-0	.000	0	1	1	1.0	1	0	3	0	0	0	4.5
Totals		0	325:43	38-90	.422	25-65	.385	2-2	1.000	2	21	23	1.0	32	19	22	2	20	103	4.5

Player Averages

Games Played	Minutes/ game	Points/ game	FG Pct	3FG Pct	FT Pct	Rebounds/ game	Assists/ game	Turnovers/ game	Assist/Turnover ratio	Steals/ game	Blocks/ game
23	14.2	4.5	42.2	38.5	100.0	1.0	0.8	1.0	0.9	0.9	0.1



2021-22 Iowa St. Men's Basketball
Individual Game-by-Game
All games

Page 4/11
as of Feb 09, 2022

#4 CONDITT, George

Opponent	Date	GS	MIN	Total		3-Pointers		Free throws		Rebounds				PF	A	TO	BLK	STL	PTS	AVG
				FG-FGA	PCT	3FG-3FGA	PCT	FT-FTA	PCT	OFF	DEF	TOT	AVG							
Kennesaw St.	11/09/2021		24:38	4-4	1.000	0-0	.000	1-3	.333	1	3	4	4.0	5	1	4	0	0	9	9.0
Oregon St.	11/12/2021	*	19:17	2-2	1.000	0-0	.000	0-0	.000	1	2	3	3.5	4	2	1	1	1	4	6.5
Alabama St.	11/16/2021	*	13:34	1-1	1.000	0-0	.000	0-0	.000	0	4	4	3.7	3	0	0	2	1	2	5.0
Grambling	11/21/2021	*	14:17	0-2	.000	0-0	.000	0-0	.000	7	3	10	5.3	4	0	1	1	0	0	3.8
vs Xavier	11/24/2021	*	16:19	5-7	.714	0-0	.000	0-0	.000	3	2	5	5.2	5	2	0	0	2	10	5.0
vs Memphis	11/26/2021	*	16:43	0-0	.000	0-0	.000	3-6	.500	3	2	5	5.2	4	0	3	1	1	3	4.7
Ark.-Pine Bluff	12/01/2021	*	24:08	3-5	.600	0-0	.000	5-5	1.000	5	2	7	5.4	2	4	1	1	1	11	5.6
at Creighton	12/04/2021	*	30:41	3-6	.500	0-0	.000	2-2	1.000	2	1	3	5.1	4	2	0	0	1	8	5.9
Iowa	12/09/2021	*	12:33	2-4	.500	0-0	.000	0-0	.000	2	1	3	4.9	4	1	0	0	0	4	5.7
Jackson St.	12/12/2021	*	24:38	2-4	.500	0-0	.000	1-4	.250	2	2	4	4.8	2	1	3	0	0	5	5.6
Southeastern La.	12/19/2021	*	13:50	3-3	1.000	0-0	.000	2-2	1.000	1	2	3	4.6	2	2	1	1	0	8	5.8
Chicago St.	12/21/2021	*	15:05	2-3	.667	0-0	.000	4-4	1.000	4	0	4	4.6	2	0	0	2	0	8	6.0
Baylor	01/01/2022	*	20:15	3-4	.750	0-0	.000	1-2	.500	1	1	2	4.4	4	1	2	2	1	7	6.1
Texas Tech	01/05/2022	*	16:16	0-0	.000	0-0	.000	0-0	.000	1	2	3	4.3	4	2	3	0	1	0	5.6
at Oklahoma	01/08/2022	*	24:54	2-2	1.000	0-0	.000	0-0	.000	0	3	3	4.2	2	5	0	0	1	4	5.5
at Kansas	01/11/2022	*	14:08	1-4	.250	0-0	.000	0-0	.000	1	1	2	4.1	3	0	1	1	0	2	5.3
Texas	01/15/2022	*	19:33	0-1	.000	0-0	.000	0-0	.000	0	4	4	4.1	3	4	2	1	1	0	5.0
at Texas Tech	01/18/2022	*	13:28	2-2	1.000	0-0	.000	0-0	.000	2	1	3	4.0	5	2	5	3	0	4	4.9
TCU	01/22/2022	*	10:21	1-2	.500	0-0	.000	0-0	.000	0	0	0	3.8	0	1	1	0	0	2	4.8
at Oklahoma St.	01/26/2022		27:36	4-4	1.000	0-0	.000	2-3	.667	3	5	8	4.0	2	4	1	2	0	10	5.1
Missouri	01/29/2022		15:15	3-4	.750	0-0	.000	2-3	.667	0	3	3	4.0	1	3	1	0	0	8	5.2
Kansas	02/01/2022		15:45	0-1	.000	0-0	.000	0-0	.000	1	1	2	3.9	3	1	2	1	0	0	5.0
at Texas	02/05/2022		18:04	1-1	1.000	0-0	.000	5-6	.833	0	2	2	3.8	3	1	1	1	0	7	5.0
at West Virginia	02/08/2022		20:35	2-4	.500	0-0	.000	1-3	.333	1	3	4	3.8	2	2	0	0	0	5	5.0
Totals		18	441:53	46-70	.657	0-0	.000	29-43	.674	41	50	91	3.8	73	41	33	20	11	121	5.0

Player Averages

Games Played	Minutes/ game	Points/ game	FG Pct	3FG Pct	FT Pct	Rebounds/ game	Assists/ game	Turnovers/ game	Assist/Turnover ratio	Steals/ game	Blocks/ game
24	18.4	5.0	65.7	0.0	67.4	3.8	1.7	1.4	1.2	0.5	0.8



2021-22 Iowa St. Men's Basketball
Individual Game-by-Game
All games

Page 5/11
as of Feb 09, 2022

#5 KUNC, Aljaz

Opponent	Date	GS	MIN	Total		3-Pointers		Free throws		Rebounds				PF	A	TO	BLK	STL	PTS	AVG
				FG-FGA	PCT	3FG-3FGA	PCT	FT-FTA	PCT	OFF	DEF	TOT	AVG							
Kennesaw St.	11/09/2021		13:23	0-2	.000	0-1	.000	0-0	.000	0	1	1	1.0	2	1	1	0	1	0	0.0
Oregon St.	11/12/2021		14:21	2-4	.500	0-1	.000	0-0	.000	1	3	4	2.5	2	0	1	0	0	4	2.0
Alabama St.	11/16/2021		17:59	1-3	.333	1-3	.333	0-0	.000	2	2	4	3.0	1	0	0	1	2	3	2.3
Grambling	11/21/2021		23:42	7-7	1.000	5-5	1.000	2-3	.667	2	5	7	4.0	2	3	0	1	1	21	7.0
vs Xavier	11/24/2021		22:56	1-2	.500	0-1	.000	0-0	.000	0	3	3	3.8	4	1	0	0	0	2	6.0
vs Memphis	11/26/2021		27:55	3-6	.500	1-4	.250	4-5	.800	2	5	7	4.3	1	4	1	3	0	11	6.8
Ark.-Pine Bluff	12/01/2021		18:47	2-3	.667	0-0	.000	2-4	.500	2	2	4	4.3	3	0	1	0	0	6	6.7
at Creighton	12/04/2021		24:20	2-2	1.000	0-0	.000	3-4	.750	1	6	7	4.6	3	1	0	1	0	7	6.8
Iowa	12/09/2021		24:31	2-5	.400	1-4	.250	2-3	.667	2	4	6	4.8	2	0	0	0	1	7	6.8
Jackson St.	12/12/2021		30:19	3-5	.600	3-3	1.000	3-4	.750	1	4	5	4.8	1	2	1	1	2	12	7.3
Southeastern La.	12/19/2021		24:30	4-7	.571	3-3	1.000	2-2	1.000	0	2	2	4.5	3	1	0	0	1	13	7.8
Chicago St.	12/21/2021		16:17	1-2	.500	0-1	.000	0-0	.000	2	2	4	4.5	4	2	0	2	0	2	7.3
Baylor	01/01/2022		15:16	0-2	.000	0-1	.000	2-2	1.000	0	2	2	4.3	2	0	1	0	0	2	6.9
Texas Tech	01/05/2022		24:55	2-4	.500	2-4	.500	7-10	.700	0	3	3	4.2	2	1	1	0	0	13	7.4
at Oklahoma	01/08/2022		21:24	1-1	1.000	0-0	.000	0-1	.000	0	3	3	4.1	1	2	3	0	1	2	7.0
at Kansas	01/11/2022		20:49	2-5	.400	1-2	.500	0-0	.000	0	3	3	4.1	1	1	0	0	2	5	6.9
Texas	01/15/2022		21:25	3-4	.750	2-2	1.000	0-1	.000	0	2	2	3.9	4	1	0	0	2	8	6.9
at Texas Tech	01/18/2022		08:52	0-2	.000	0-2	.000	0-0	.000	0	1	1	3.8	5	0	1	0	1	0	6.6
TCU	01/22/2022		24:27	0-3	.000	0-1	.000	0-0	.000	1	3	4	3.8	2	1	0	0	2	0	6.2
at Oklahoma St.	01/26/2022		20:03	0-2	.000	0-1	.000	0-0	.000	3	2	5	3.9	3	1	2	0	1	0	5.9
Missouri	01/29/2022		23:52	4-7	.571	3-5	.600	0-0	.000	2	1	3	3.8	0	0	0	0	0	11	6.1
Kansas	02/01/2022		11:10	0-2	.000	0-2	.000	0-0	.000	0	0	0	3.6	0	1	0	0	1	0	5.9
at Texas	02/05/2022		15:29	0-1	.000	0-1	.000	0-0	.000	1	2	3	3.6	0	1	1	0	1	0	5.6
at West Virginia	02/08/2022		21:42	2-7	.286	1-6	.167	0-2	.000	0	2	2	3.5	2	1	0	0	1	5	5.6
Totals		0	488:24	42-88	.477	23-53	.434	27-41	.659	22	63	85	3.5	50	25	14	9	20	134	5.6

Player Averages

Games Played	Minutes/ game	Points/ game	FG Pct	3FG Pct	FT Pct	Rebounds/ game	Assists/ game	Turnovers/ game	Assist/Turnover ratio	Steals/ game	Blocks/ game
24	20.3	5.6	47.7	43.4	65.9	3.5	1.0	0.6	1.8	0.8	0.4



2021-22 Iowa St. Men's Basketball
Individual Game-by-Game
All games

Page 6/11
as of Feb 09, 2022

#11 HUNTER, Tyrese

Opponent	Date	GS	MIN	Total		3-Pointers		Free throws		Rebounds										
				FG-FGA	PCT	3FG-3FGA	PCT	FT-FTA	PCT	OFF	DEF	TOT	AVG	PF	A	TO	BLK	STL	PTS	AVG
Kennesaw St.	11/09/2021	*	19:59	3-6	.500	2-4	.500	3-6	.500	1	5	6	6.0	4	5	2	0	4	11	11.0
Oregon St.	11/12/2021	*	29:28	4-9	.444	1-6	.167	0-0	.000	0	2	2	4.0	1	7	5	0	0	9	10.0
Alabama St.	11/16/2021	*	32:14	5-16	.313	0-4	.000	9-10	.900	1	1	2	3.3	4	6	1	0	3	19	13.0
Grambling	11/21/2021	*	30:49	4-13	.308	2-6	.333	2-2	1.000	0	5	5	3.8	1	6	2	0	4	12	12.8
vs Xavier	11/24/2021	*	29:26	8-17	.471	3-4	.750	0-1	.000	1	3	4	3.8	2	2	3	0	5	19	14.0
vs Memphis	11/26/2021	*	33:26	3-12	.250	0-4	.000	3-4	.750	0	3	3	3.7	4	5	5	1	3	9	13.2
Ark.-Pine Bluff	12/01/2021	*	25:48	2-8	.250	0-4	.000	2-2	1.000	0	1	1	3.3	1	6	1	0	1	6	12.1
at Creighton	12/04/2021	*	30:07	3-9	.333	0-2	.000	2-4	.500	0	1	1	3.0	1	6	3	0	2	8	11.6
Iowa	12/09/2021	*	32:49	4-13	.308	1-5	.200	2-2	1.000	2	6	8	3.6	1	6	3	0	0	11	11.6
Jackson St.	12/12/2021	*	32:01	1-5	.200	0-1	.000	4-6	.667	0	3	3	3.5	2	3	3	1	2	6	11.0
Southeastern La.	12/19/2021	*	33:12	3-6	.500	0-2	.000	0-2	.000	0	1	1	3.3	2	6	1	0	0	6	10.5
Chicago St.	12/21/2021	*	30:58	1-5	.200	0-2	.000	0-0	.000	0	6	6	3.5	4	3	5	0	1	2	9.8
Baylor	01/01/2022	*	30:49	5-12	.417	0-3	.000	2-4	.500	1	1	2	3.4	3	4	3	1	2	12	10.0
Texas Tech	01/05/2022	*	31:54	2-9	.222	1-3	.333	0-0	.000	0	1	1	3.2	4	3	5	0	1	5	9.6
at Oklahoma	01/08/2022	*	35:44	9-15	.600	2-3	.667	0-0	.000	0	0	0	3.0	2	4	4	0	4	20	10.3
at Kansas	01/11/2022	*	31:49	5-11	.455	1-4	.250	1-2	.500	1	0	1	2.9	1	5	5	0	5	12	10.4
Texas	01/15/2022	*	32:57	3-6	.500	0-3	.000	7-9	.778	0	3	3	2.9	0	8	2	0	2	13	10.6
at Texas Tech	01/18/2022	*	25:18	2-7	.286	0-3	.000	0-0	.000	1	1	2	2.8	2	2	3	0	2	4	10.2
TCU	01/22/2022	*	28:22	2-9	.222	1-5	.200	2-4	.500	1	4	5	2.9	0	4	6	2	1	7	10.1
at Oklahoma St.	01/26/2022	*	35:10	6-13	.462	3-8	.375	3-3	1.000	1	3	4	3.0	2	4	5	0	0	18	10.5
Missouri	01/29/2022	*	32:23	7-12	.583	0-2	.000	0-0	.000	1	3	4	3.0	2	4	0	0	2	14	10.6
Kansas	02/01/2022	*	32:05	3-8	.375	0-3	.000	2-4	.500	0	2	2	3.0	2	2	3	0	2	8	10.5
at Texas	02/05/2022	*	28:18	4-9	.444	1-3	.333	1-2	.500	2	5	7	3.2	2	1	3	0	0	10	10.5
at West Virginia	02/08/2022	*	29:30	7-15	.467	2-8	.250	6-7	.857	1	2	3	3.2	2	4	6	0	1	22	11.0
Totals		24	734:35	96-245	.392	20-92	.217	51-74	.689	14	62	76	3.2	49	106	79	5	47	263	11.0

Player Averages

Games Played	Minutes/game	Points/game	FG Pct	3FG Pct	FT Pct	Rebounds/game	Assists/game	Turnovers/game	Assist/Turnover ratio	Steals/game	Blocks/game
24	30.6	11.0	39.2	21.7	68.9	3.2	4.4	3.3	1.3	2.0	0.2



2021-22 Iowa St. Men's Basketball
Individual Game-by-Game
All games

Page 7/11
as of Feb 09, 2022

#12 JONES, Robert

Opponent	Date	GS	MIN	Total		3-Pointers		Free throws		Rebounds				PF	A	TO	BLK	STL	PTS	AVG
				FG-FGA	PCT	3FG-3FGA	PCT	FT-FTA	PCT	OFF	DEF	TOT	AVG							
Kennesaw St.	11/09/2021	*	11:23	0-0	.000	0-0	.000	2-2	1.000	1	3	4	4.0	2	2	2	1	0	2	2.0
Oregon St.	11/12/2021		11:58	1-1	1.000	0-0	.000	0-0	.000	1	2	3	3.5	1	0	0	1	0	2	2.0
Alabama St.	11/16/2021		14:34	4-6	.667	0-0	.000	1-2	.500	0	2	2	3.0	0	0	1	1	2	9	4.3
Grambling	11/21/2021		11:26	2-5	.400	0-0	.000	1-1	1.000	1	0	1	2.5	0	0	0	0	0	5	4.5
vs Xavier	11/24/2021		17:56	1-3	.333	0-0	.000	0-0	.000	2	3	5	3.0	3	2	0	0	0	2	4.0
vs Memphis	11/26/2021		08:57	0-2	.000	0-0	.000	0-2	.000	0	1	1	2.7	0	0	0	0	0	0	3.3
Ark.-Pine Bluff	12/01/2021		03:06	1-1	1.000	0-0	.000	0-0	.000	1	1	2	2.6	2	0	1	0	0	2	3.1
at Creighton	12/04/2021		06:58	0-0	.000	0-0	.000	0-0	.000	0	1	1	2.4	5	0	2	0	0	0	2.8
Iowa	12/09/2021		08:25	1-2	.500	0-0	.000	0-2	.000	2	2	4	2.6	0	0	2	1	0	2	2.7
Jackson St.	12/12/2021		07:54	1-1	1.000	0-0	.000	0-0	.000	0	1	1	2.4	0	0	3	0	0	2	2.6
Southeastern La.	12/19/2021		06:20	0-0	.000	0-0	.000	0-0	.000	0	1	1	2.3	0	0	0	1	0	0	2.4
Baylor	01/01/2022		08:36	2-3	.667	0-0	.000	1-3	.333	1	1	2	2.3	0	0	1	0	0	5	2.6
Texas Tech	01/05/2022		09:15	0-0	.000	0-0	.000	0-2	.000	0	0	0	2.1	1	0	0	0	0	0	2.4
at Oklahoma	01/08/2022		04:25	1-1	1.000	0-0	.000	0-0	.000	0	0	0	1.9	1	0	0	0	0	2	2.4
at Kansas	01/11/2022		20:32	3-7	.429	0-0	.000	1-2	.500	1	2	3	2.0	4	1	0	1	0	7	2.7
Texas	01/15/2022		13:29	4-4	1.000	0-0	.000	0-1	.000	0	0	0	1.9	4	1	1	0	1	8	3.0
at Texas Tech	01/18/2022		15:22	0-2	.000	0-0	.000	2-4	.500	4	3	7	2.2	5	0	0	2	1	2	2.9
TCU	01/22/2022		16:44	1-2	.500	0-0	.000	0-0	.000	1	2	3	2.2	0	1	0	1	0	2	2.9
at Oklahoma St.	01/26/2022	*	23:20	1-1	1.000	0-0	.000	0-2	.000	0	2	2	2.2	4	5	1	1	2	2	2.8
Missouri	01/29/2022	*	12:24	1-4	.250	0-0	.000	1-2	.500	1	1	2	2.2	4	1	2	1	1	3	2.9
Kansas	02/01/2022	*	20:33	1-4	.250	0-0	.000	0-0	.000	0	3	3	2.2	2	4	1	1	0	2	2.8
at Texas	02/05/2022	*	12:43	0-2	.000	0-0	.000	1-2	.500	0	1	1	2.2	2	0	2	1	1	1	2.7
at West Virginia	02/08/2022	*	16:11	0-2	.000	0-0	.000	0-2	.000	2	1	3	2.2	0	0	1	0	0	0	2.6
Totals		6	282:31	25-53	.472	0-0	.000	10-29	.345	18	33	51	2.2	40	17	20	13	8	60	2.6

Player Averages

Games Played	Minutes/game	Points/game	FG Pct	3FG Pct	FT Pct	Rebounds/game	Assists/game	Turnovers/game	Assist/Turnover ratio	Steals/game	Blocks/game
23	12.3	2.6	47.2	0.0	34.5	2.2	0.7	0.9	0.9	0.3	0.6



2021-22 Iowa St. Men's Basketball
Individual Game-by-Game
All games

Page 8/11
as of Feb 09, 2022

#15 BOOTHE, Carter

Opponent	Date	GS	MIN	Total		3-Pointers		Free throws		Rebounds										
				FG-FGA	PCT	3FG-3FGA	PCT	FT-FTA	PCT	OFF	DEF	TOT	AVG	PF	A	TO	BLK	STL	PTS	AVG
Grambling	11/21/2021		03:35	0-0	.000	0-0	.000	0-0	.000	0	0	0	0.0	0	0	0	0	0	0	0.0
Southeastern La.	12/19/2021		00:37	0-0	.000	0-0	.000	0-0	.000	0	0	0	0.0	0	0	0	0	0	0	0.0
Chicago St.	12/21/2021		01:38	0-1	.000	0-1	.000	2-2	1.000	0	0	0	0.0	0	1	0	0	1	2	0.7
at Texas Tech	01/18/2022		01:23	0-0	.000	0-0	.000	0-0	.000	0	0	0	0.0	0	0	0	0	0	0	0.5
Totals		0	07:13	0-1	.000	0-1	.000	2-2	1.000	0	0	0	0.0	0	1	0	0	1	2	0.5

Player Averages

Games Played	Minutes/ game	Points/ game	FG Pct	3FG Pct	FT Pct	Rebounds/ game	Assists/ game	Turnovers/ game	Assist/Turnover ratio	Steals/ game	Blocks/ game
4	1.8	0.5	0.0	0.0	100.0	0.0	0.3	0.0	1.0	0.3	0.0



2021-22 Iowa St. Men's Basketball
Individual Game-by-Game
All games

Page 9/11
as of Feb 09, 2022

#21 WALKER, Jaden

Opponent	Date	GS	MIN	Total		3-Pointers		Free throws		Rebounds				PF	A	TO	BLK	STL	PTS	AVG
				FG-FGA	PCT	3FG-3FGA	PCT	FT-FTA	PCT	OFF	DEF	TOT	AVG							
Grambling	11/21/2021		06:46	1-3	.333	0-1	.000	0-2	.000	0	3	3	3.0	1	1	0	0	0	2	2.0
Ark.-Pine Bluff	12/01/2021		00:53	1-1	1.000	0-0	.000	0-0	.000	0	0	0	1.5	0	0	0	0	0	2	2.0
Southeastern La.	12/19/2021		00:37	0-0	.000	0-0	.000	0-0	.000	0	0	0	1.0	0	0	0	0	0	0	1.3
at Kansas	01/11/2022		00:07	0-0	.000	0-0	.000	0-0	.000	0	0	0	0.8	0	0	0	0	0	0	1.0
at Texas Tech	01/18/2022		04:56	2-2	1.000	0-0	.000	4-5	.800	2	0	2	1.0	2	1	1	0	0	8	2.4
at Texas	02/05/2022		01:56	0-0	.000	0-0	.000	1-2	.500	0	0	0	0.8	0	0	0	0	0	1	2.2
at West Virginia	02/08/2022		21:46	2-4	.500	0-0	.000	2-4	.500	2	0	2	1.0	3	1	0	0	3	6	2.7
Totals		0	37:02	6-10	.600	0-1	.000	7-13	.538	4	3	7	1.0	6	3	1	0	3	19	2.7

Player Averages

Games Played	Minutes/game	Points/game	FG Pct	3FG Pct	FT Pct	Rebounds/game	Assists/game	Turnovers/game	Assist/Turnover ratio	Steals/game	Blocks/game
7	5.3	2.7	60.0	0.0	53.8	1.0	0.4	0.1	3.0	0.4	0.0



**2021-22 Iowa St. Men's Basketball
Individual Game-by-Game
All games**

Page 10/11
as of Feb 09, 2022

#22 KALSCHEUR, Gabe

Opponent	Date	GS	MIN	Total		3-Pointers		Free throws		Rebounds				PF	A	TO	BLK	STL	PTS	AVG
				FG-FGA	PCT	3FG-3FGA	PCT	FT-FTA	PCT	OFF	DEF	TOT	AVG							
Kennesaw St.	11/09/2021	*	32:35	5-11	.455	1-6	.167	8-13	.615	0	0	0	0.0	4	1	6	0	2	19	19.0
Oregon St.	11/12/2021	*	36:15	6-17	.353	2-8	.250	1-2	.500	1	0	1	0.5	3	4	4	0	1	15	17.0
Alabama St.	11/16/2021	*	35:41	4-13	.308	0-5	.000	0-0	.000	0	2	2	1.0	3	3	2	0	2	8	14.0
Grambling	11/21/2021	*	16:30	0-5	.000	0-1	.000	2-2	1.000	0	0	0	0.8	4	1	2	0	0	2	11.0
vs Xavier	11/24/2021	*	34:15	4-13	.308	2-6	.333	2-2	1.000	0	5	5	1.6	1	1	3	0	3	12	11.2
vs Memphis	11/26/2021	*	37:15	10-18	.556	3-5	.600	7-9	.778	0	8	8	2.7	3	2	2	0	5	30	14.3
Ark.-Pine Bluff	12/01/2021	*	24:14	2-10	.200	2-5	.400	3-4	.750	0	2	2	2.6	4	5	2	0	2	9	13.6
at Creighton	12/04/2021	*	22:47	0-5	.000	0-3	.000	2-2	1.000	0	3	3	2.6	2	0	0	0	1	2	12.1
Iowa	12/09/2021	*	33:34	3-15	.200	0-5	.000	2-2	1.000	1	3	4	2.8	2	4	2	1	0	8	11.7
Jackson St.	12/12/2021	*	33:26	3-9	.333	2-5	.400	3-4	.750	0	3	3	2.8	0	2	0	0	3	11	11.6
Southeastern La.	12/19/2021	*	30:28	4-8	.500	1-4	.250	0-2	.000	0	4	4	2.9	3	1	4	1	1	9	11.4
Chicago St.	12/21/2021	*	36:58	3-8	.375	1-5	.200	2-3	.667	1	1	2	2.8	3	8	5	0	3	9	11.2
Baylor	01/01/2022	*	25:28	0-2	.000	0-2	.000	0-0	.000	0	1	1	2.7	5	1	6	0	3	0	10.3
Texas Tech	01/05/2022	*	26:45	3-9	.333	1-6	.167	2-2	1.000	2	1	3	2.7	1	0	2	0	0	9	10.2
at Oklahoma	01/08/2022	*	24:28	2-6	.333	0-2	.000	0-0	.000	0	1	1	2.6	5	0	2	0	1	4	9.8
at Kansas	01/11/2022	*	34:52	5-11	.455	4-9	.444	0-0	.000	1	1	2	2.6	3	1	3	0	0	14	10.1
Texas	01/15/2022	*	34:20	8-16	.500	6-12	.500	0-0	.000	0	2	2	2.5	4	3	2	0	2	22	10.8
at Texas Tech	01/18/2022	*	31:39	3-11	.273	1-6	.167	0-1	.000	0	1	1	2.4	1	0	2	0	1	7	10.6
TCU	01/22/2022	*	34:54	1-10	.100	1-8	.125	2-2	1.000	0	0	0	2.3	4	1	0	0	0	5	10.3
at Oklahoma St.	01/26/2022	*	35:30	4-11	.364	0-6	.000	0-4	.000	1	2	3	2.4	5	5	0	0	1	8	10.2
Missouri	01/29/2022	*	33:17	3-7	.429	0-3	.000	2-2	1.000	1	1	2	2.3	2	1	3	0	0	8	10.0
Kansas	02/01/2022	*	27:30	5-9	.556	1-5	.200	0-0	.000	1	3	4	2.4	4	0	1	0	0	11	10.1
at Texas	02/05/2022	*	32:30	2-9	.222	1-3	.333	0-0	.000	0	1	1	2.3	1	0	5	0	1	5	9.9
at West Virginia	02/08/2022	*	15:50	0-5	.000	0-4	.000	0-0	.000	0	0	0	2.3	5	0	2	0	2	0	9.5
Totals		24	731:02	80-238	.336	29-124	.234	38-56	.679	9	45	54	2.3	72	44	60	2	34	227	9.5

Player Averages

Games Played	Minutes/ game	Points/ game	FG Pct	3FG Pct	FT Pct	Rebounds/ game	Assists/ game	Turnovers/ game	Assist/Turnover ratio	Steals/ game	Blocks/ game
24	30.5	9.5	33.6	23.4	67.9	2.3	1.8	2.5	0.7	1.4	0.1



**2021-22 Iowa St. Men's Basketball
Individual Game-by-Game
All games**

Page 11/11
as of Feb 09, 2022

#23 ENARUNA, Tristan

Opponent	Date	GS	MIN	Total		3-Pointers		Free throws		Rebounds				PF	A	TO	BLK	STL	PTS	AVG
				FG-FGA	PCT	3FG-3FGA	PCT	FT-FTA	PCT	OFF	DEF	TOT	AVG							
Kennesaw St.	11/09/2021	*	16:08	1-2	.500	0-1	.000	2-2	1.000	0	1	1	1.0	2	2	2	0	2	4	4.0
Oregon St.	11/12/2021	*	14:12	1-2	.500	0-1	.000	0-0	.000	0	2	2	1.5	1	0	1	2	1	2	3.0
Alabama St.	11/16/2021	*	12:28	1-3	.333	0-0	.000	0-0	.000	2	2	4	2.3	0	1	1	1	0	2	2.7
Grambling	11/21/2021	*	24:21	7-10	.700	0-0	.000	1-2	.500	4	5	9	4.0	1	1	2	1	1	15	5.8
vs Xavier	11/24/2021	*	18:02	2-2	1.000	0-0	.000	0-0	.000	2	1	3	3.8	2	0	2	1	0	4	5.4
vs Memphis	11/26/2021	*	21:30	4-8	.500	1-1	1.000	2-3	.667	0	1	1	3.3	1	0	0	1	0	11	6.3
Ark.-Pine Bluff	12/01/2021	*	16:05	2-5	.400	0-0	.000	0-0	.000	3	1	4	3.4	1	0	0	0	1	4	6.0
at Creighton	12/04/2021	*	14:37	2-5	.400	0-0	.000	0-0	.000	2	0	2	3.3	0	0	1	0	1	4	5.8
Iowa	12/09/2021	*	18:13	2-3	.667	1-1	1.000	1-2	.500	1	5	6	3.6	2	0	0	2	1	6	5.8
Jackson St.	12/12/2021	*	10:24	0-5	.000	0-0	.000	0-0	.000	0	1	1	3.3	2	0	1	0	0	0	5.2
Southeastern La.	12/19/2021	*	09:34	1-2	.500	0-0	.000	2-2	1.000	1	1	2	3.2	0	0	1	0	1	4	5.1
Chicago St.	12/21/2021	*	23:14	8-10	.800	0-0	.000	3-3	1.000	3	7	10	3.8	0	0	2	0	0	19	6.3
Baylor	01/01/2022	*	28:27	8-11	.727	0-0	.000	7-8	.875	4	4	8	4.1	0	1	1	0	3	23	7.5
Texas Tech	01/05/2022	*	19:01	1-2	.500	0-1	.000	0-0	.000	1	6	7	4.3	1	0	3	2	1	2	7.1
at Oklahoma	01/08/2022	*	15:43	1-4	.250	0-0	.000	0-0	.000	0	3	3	4.2	2	1	2	0	1	2	6.8
at Kansas	01/11/2022	*	12:57	1-3	.333	0-0	.000	0-0	.000	1	0	1	4.0	0	0	0	0	0	2	6.5
Texas	01/15/2022	*	16:09	3-4	.750	1-1	1.000	0-0	.000	2	3	5	4.1	3	0	1	0	0	7	6.5
at Texas Tech	01/18/2022	*	30:51	3-9	.333	0-2	.000	0-2	.000	2	3	5	4.1	2	0	1	0	1	6	6.5
TCU	01/22/2022	*	11:04	1-2	.500	0-1	.000	0-0	.000	0	0	0	3.9	0	0	1	2	0	2	6.3
at Oklahoma St.	01/26/2022	*	15:31	0-0	.000	0-0	.000	0-0	.000	0	3	3	3.9	3	1	0	0	0	0	6.0
Missouri	01/29/2022	*	16:39	1-2	.500	0-0	.000	0-0	.000	2	1	3	3.8	0	0	0	0	0	2	5.8
Kansas	02/01/2022	*	08:17	1-2	.500	0-0	.000	0-0	.000	0	0	0	3.6	0	0	1	0	0	2	5.6
at Texas	02/05/2022	*	26:29	2-4	.500	0-0	.000	1-2	.500	1	3	4	3.7	0	0	1	0	1	5	5.6
at West Virginia	02/08/2022	*	10:00	1-3	.333	0-0	.000	0-0	.000	2	2	4	3.7	2	0	2	0	0	2	5.4
Totals		24	409:55	54-103	.524	3-9	.333	19-26	.731	33	55	88	3.7	25	7	26	12	15	130	5.4

Player Averages

Games Played	Minutes/ game	Points/ game	FG Pct	3FG Pct	FT Pct	Rebounds/ game	Assists/ game	Turnovers/ game	Assist/Turnover ratio	Steals/ game	Blocks/ game
24	17.1	5.4	52.4	33.3	73.1	3.7	0.3	1.1	0.3	0.6	0.5

RADIO/TV CHART

COACHING STAFF/SUPPORT STAFF



T.J. OTZELBERGER
Head Coach
1st Year
OTTS-ull-burger




JR BLOUNT
Assistant Coach
1st year
J-R rhymes with count



KYLE GREEN
Assistant Coach
1st year



DANIYAL ROBINSON
Assistant Coach
7th year
dan-YELL



MICAH BYARS
Dir. of Operations
11th year



NATE SCHMIDT
Recruiting & Player
Development Coordinator
1st year



BLAKE WETHERINGTON
Recruiting & Scouting
Coordinator
4th Year



PETE LINK
Strength Coach
1st year



MO BA
Graduate Assistant
1st year



CONNOR MURRELL
Graduate Assistant
1st year



VIC MILLER
Athletic Trainer
20th year

STUDENT-ATHLETES



TRE KING
#0 / Forward / Sr.
Lexington, Ky.



IZAIAH BROCKINGTON
#1 / Guard / Sr.
Philadelphia, Pa.




CALEB GRILL
#2 / Guard / Jr.
Wichita, Kan.



TRE JACKSON
#3 / Guard / Jr.
Columbia, S.C.



GEORGE CONDITT IV
#4 / Forward / Sr.
Chicago, Ill.



ALJAŽ "JAZ" KUNC
#5 / Forward / Sr.
Ljubljana, Slovenia
Ollie-ahj KOO-ntz



TYRESE HUNTER
#11 / Guard / Fr.
Racine, Wis.



ROBERT JONES
#12 / Forward / Jr.
Prior Lake, Minn.




CARTER BOOTHE
#15 / Guard / Sr.
Leon, Iowa
rhymes with tooth



JADEN WALKER
#21 / Guard / So.
Lawrenceville, Ga.



GABE KALSCHOUR
#22 / Guard / Sr.
Edina, Minn.
CAL-sure



TRISTAN ENARUNA
#23 / Guard/Forward / Jr.
Almere, Netherlands
en-uh-ROO-nuh



ERIC STEYER
#25 / Guard / Sr.
Ames, Iowa
STY-er

SOCIAL MEDIA DIRECTORY

PLAYER
BOOTHE
BROCKINGTON
CONDITT
ENARUNA
GRILL
HUNTER
JACKSON
JONES
KALSCHOUR
KING
KUNC
STEYER
WALKER

TWITTER
@Boothe24
@TheOnlyiZB
@george_conditt
@TristanEnaruna
@caleb_grill0
@hunter_tyrese
@thetrejackson3
@robbyj1415
@GabrielKalsche1
@atgTreking
@AljazKunc
@ericsteyer
@_iamjadennn

INSTAGRAM
@c_boothe
@theonlyizb
@gbug_4
@kiddtris
@calebgrill13
@walking_bucket
@tr3j.iii
@rbtrjns12
@thegabek
@atg.treking
@aljazkunc
@ericsteyer
@iamjadennn