

2022 CYCLONE FOOTBALL FACT BOOK

2022
IOWA STATE
FOOTBALL FACT BOOK



TABLE OF CONTENTS

TABLE OF CONTENTS

Table of Contents	2
Quick Facts/Schedule	3
Alphabetical Roster	4-5
Numerical Roster	6-7
Head Coach Matt Campbell	8-10
All-Time Letterwinners	11-20
All-Time Numbers	21-36
Cyclone All-Americans	37-42
Cyclone NFL/AFL Draft Picks	43-44
Cyclones In the NFL/AFL	45-46
Cyclones In Pro Leagues	47
Cyclone Professional Honors	48
Cyclone Awards	49-56
Postseason All-Star Games	57-59
Bowl Games	60-64
Records vs. Opponents	65
Series Results	66-73
Records vs. Conferences	74
Coaching Records	75
Team Records	76-77
Individual Records	78-79
Individual Game Records	80-81
Individual Season Records	82-85
Freshman Records	86
Season Leaders	87-90
Career Records	91-93
Team Game Records	94-95
Team Season Bests	96
Attendance Records	97
Jack Trice Stadium Records	98
Miscellaneous Records	99
Record vs. Ranked Opponents	100
Bowl Game Records	101-103
All-Time Results	104-189
Team Year-By-Year	190-191
Encyclopedia	192-309



4 Rosters



8 Head Coach Matt Campbell



49 Cyclone Award Winners



65 Records Vs. Opponents



75 Coaching Records



78 Individual Records



94 Team Records



98 Jack Trice Stadium Records



104 All-Time Results



192 Encyclopedia

SCHOOL QUICK FACTS

President	Dr. Wendy Wintersteen
Director of Athletics	Jamie Pollard
Faculty Athletics Representative	Tim Day
Location	Ames, IA 50011
Founded	1858
Nickname	Cyclones
Colors	Cardinal and Gold
Mascot	Cy
Enrollment	30, 708
Stadium	MidAmerican Energy Field at Jack Trice Stadium (61,500)
Surface	Natural Grass
Athletics Web Site	cyclones.com
Athletics Email	athletics@iastate.edu
Ticket Information	1-888-ISU-CYCLONE or 515-294-1816
Asst. AD, Athletics Communications	Matt Shoultz
Football Contact	Matt Shoultz (515-520-7642)
Athletics Communications Phone	515-294-3372
Football Press Box Phone	515-294-8443
Football Office Phone	515-294-3160
Football Twitter	@CycloneFB
Football Facebook	Iowa State Football
Football Instagram	@istatefb

Bowl Seasons (17)
1971-72-77-78-2000-01-02-04-05-09-11-12-17-18-19-20-21

FOOTBALL QUICK FACTS

Head Coach	Matt Campbell
Record at Iowa State (years)	42-34 (6)
Overall Record (years)	77-49 (10)
Defensive Coordinator	Jon Heacock
Offensive Coordinator	Tom Manning
Asst. Head Coach/Linebackers	Tyson Veidt
Passing Game Coordinator/QBs	Joel Gordon
Running Game Coordinator/RBs/WRs	Nate Scheelhaase
Tight Ends	Taylor Mouser
Offensive Line	Jeff Myers
Defensive Line	Eli Rasheed
Safeties	Deon Broomfield
Cornerbacks	Matt Caponi
Asst. AD for Football/Chief of Staff	Greg "Skip" Brabenec
Director of Player Personnel	Derek Hoodjer
Director of Football Performance	Aaron Hillmann
Director for Student-Athlete Development	Justus Jones
Asst. Director Player Personnel	Colby Kratch
Asst. Director of Player Personnel	Xavier Quigley
Recruiting Operations Assistant	Kyle Highland
Recruiting Operations Assistant	Trent Slattenow
Director of New Media	Brad Frandsen
Director of Creative Media	Dillon Minshall
Executive Offensive Analyst	Rob Grande
Senior Special Teams Analyst	John Bonamego
Senior Quality Control (Defense)	Jeff Mills
Senior Quality Control (Offense)	Jake Waters
Quality Control	D'Andre Payne
Quality Control	Josh Runda
Director of Nutrition	Rachel Voet
Director of Strength and Conditioning	Dave Andrews
Assoc. Director of Strength and Conditioning	George Courides
Asst. Coach Strength and Conditioning	Greg Pyszczynski
Asst. Coach Strength and Conditioning	Freddie Walker
Asst. Coach Strength and Conditioning	Trever Ryen
G.A. (Offense)	Kyle Kempt
G.A. (Offense)	Sam Seonbuchner
G.A. (Defense)	Jace Heacock
G.A. (Defense)	Mason Tomblin
G.A. (Operations & Recruiting)	Ray Lima
2021 Record	7-6
2021 Conference Record	5-4 (4th)
Last Bowl Game	2021 Cheez-It Bowl (L, 20-13 vs. Clemson)
Offense	Multiple
Defense	Multiple

Letterwinners Returning	44
(19 offense, 20 defense, 5 specialists)	
Letterwinners Lost	30
(13 offense, 14 defense, 3 specialists)	
Starters Returning	15
(8 offense, 7 defense)	
Starters Lost	14
(6 offense, 8 defense)	

Offensive Starters Returning (minimum five starts)
OL Trevor Downing, RSr.; OL Jarrod Hufford, RJr.; WR Xavier Hutchinson, RSr.; OL Jake Remsburg, RJr.; TE Jared Rus, RSr.; WR Sean Shaw Jr., RSr.; OL Darrell Simmons Jr., RJr.; WR Darren Wilson Jr., RSr.

Defensive Starters Returning (minimum five starts)
DB Anthony Johnson Jr., RSr.; DB Tayvonn Kyle, RSr.; DL Isaiah Lee, RSr.; DE Will McDonald IV, RSr.; DB T.J. Tampa, Jr.; LB O'Rien Vance, RSr.; LB Gerry Vaughn, RSr.

Specialists Returning (3)
H Blake Clark, RSr.; LS Connor Guess, RSr.; LS Koby Hathcock, Jr.

2022 SCHEDULE

Sept. 3	SOUTHEAST MISSOURI (Big 12 Now)	1 p.m.
Sept. 10	^at Iowa (BTN)	3 p.m.
Sept. 17	OHIO (Big 12 Now)	1 p.m.
Sept. 24	*BAYLOR	TBA
Oct. 1	*at Kansas	TBA
Oct. 8	*KANSAS STATE	TBA
Oct. 15	*at Texas	TBA
Oct. 29	*OKLAHOMA (FOX or FS1)	TBA
Nov. 5	*WEST VIRGINIA (HC)	TBA
Nov. 12	*at Oklahoma State	TBA
Nov. 19	*TEXAS TECH	TBA
Nov. 26	*at TCU	TBA
Dec. 3	$at Dr. Pepper Big 12 Football Championship	

^Iowa Corn Cy-Hawk Series
*Big 12 Conference game
$Big 12 Championship; AT&T Stadium, Dallas, Texas
HC - Homecoming

2021 RESULTS

Sept. 4	UNI	W, 16-10
Sept. 11	^IOWA	L, 27-17
Sept. 18	at UNLV	W, 48-3
Sept. 25	*at Baylor	L, 31-29
Oct. 2	*KANSAS	W, 59-7
Oct. 16	*at Kansas State	W, 33-20
Oct. 23	*OKLAHOMA STATE	W, 24-21
Oct. 30	*at West Virginia	L, 38-31
Nov. 6	*TEXAS	W, 30-7
Nov. 13	*at Texas Tech	L, 41-38
Nov. 20	*at Oklahoma	L, 28-21
Nov. 26	*TCU	W, 48-14
Dec. 29	&vs. Clemson	L, 20-13

^Iowa Corn Cy-Hawk Series
*Big 12 Conference game
&Cheeze-It Bowl; Orlando, Fla.

2022 ALPHABETICAL ROSTER

No.	Name	Pos	Ht	Wt	Yr	Hometown (High School/Previous School)
23	Quaron Adams	WR	5-7	165	Fr.	Phoenix, Ariz. (Chandler)
76	Oluwafunto Akinshilo	OL	6-5	350	So.	Lagos, Nigeria (Leusinger (Calif.)/El Camino CC)
3	MJ Anderson	DE	6-3	275	Jr.#	St. Louis, Mo. (Christian Brothers/Minnesota)
36	Zack Anderson	LB	6-0	170	Fr.	Estherville, Iowa (Lincoln Central)
96	Chet Andrews	DE	6-3	236	Fr.	Huntley, Ill. (Huntley)
50	Caleb Bacon	LB	6-3	229	Fr.#	Lake Mills, Minn. (Lake Mills)
3	Rocco Becht	QB	6-1	199	Fr.	Wesley Chapel, Fla. (Wiregrass Ranch)
85	Aidan Bitter*	WR	6-2	204	So.#	Tampa, Fla. (Steinbrenner)
39	Tyler Bittman	PK	6-2	220	Fr.#	Hartland, Wis. (Arrowhead)
48	Jack Bjorn	TE	6-7	262	Fr.	Parkville, Mo. (Park Hill South)
63	Jim Bonifas	OL	6-5	298	Fr.#	Dubuque, Iowa (Senior)
21	Jirehl Brock**	RB	6-0	220	Jr.#	Quincy, Ill. (Quincy)
32	Carson Brown	WR	6-1	179	Fr.	Ankeny, Iowa (Dowling Catholic)
99	Howard Brown	DL	6-2	312	Fr.#	Kansas City, Mo. (Lincoln College Prep)
84	Gabe Burkle	TE	6-5	250	Fr.	Cedar Rapids, Iowa (Prairie)
0	Mason Chambers**	DB	5-10	200	Jr.	Schertz, Texas (Clemens)
89	Tyler Claiborne	WR	6-2	195	Fr.	Lenexa, Kan. (St. James Academy)
10	Blake Clark***	QB	6-2	201	Sr.#	West Des Moines, Iowa (Dowling Catholic)
19	Beau Coberley*	WR	5-11	176	Sr.#	Nevada, Iowa (West Marshall)
45	Alec Cook	LB	6-5	230	Fr.	Omaha, Neb. (Burke)
18	Ashton Cook	QB	6-3	215	Fr.#	Iowa City, Iowa (Regina)
19	Jeremiah Cooper	DB	6-0	178	Fr.	El Paso, Texas (Andress)
20	Terrell Crosby Jr.	DB	5-11	174	Fr.	St. Petersburg, Fla. (Lakewood)
87	Easton Dean**	TE	6-6	249	Jr.#	Oswego, Kan. (Labette County)
12	Hunter Dekkers*	QB	6-3	206	So.#	Hawarden, Iowa (West Sioux)
92	Hunter Deyo	DL	6-2	280	Fr.	Council Bluffs, Iowa (Lewis Central)
44	Mason DouBrava	DB	5-10	168	Fr.#	West Des Moines, Iowa (Valley)
52	Trevor Downing**	OL	6-5	304	Sr.#	Creston, Iowa (Creston)
34	Blaze Doxzon	RB	5-9	207	So.#	Omaha, Neb. (Elkhorn South)
35	Jacob Ellis	LB	6-1	218	So.	Roseville, Calif. (Granite Bay/Iowa Western CC)
11	Jason Essex	WR	6-2	224	Fr.	Kansas City, Mo. (Winnetonka)
88	Ikenna Ezeogu	DE	6-5	235	Fr.	Blue Springs, Mo. (Blue Springs)
17	Beau Freyler*	DB	6-2	212	So.	Colorado Springs, Colo. (Pine Creek)
0	Greg Gaines III	WR	6-2	197	Fr.	Tampa, Fla. (Tampa Bay Tech)
96	Ben Garbarini	P	6-0	198	Sr.#	Bedford, Va. (Liberty Christian/Christopher Newport)
20	Jace Gilbert	PK	5-10	200	Fr.	Marlow, Okla. (Marlow)
11	Nate Glantz	QB	6-2	205	Jr.	Omaha, Neb. (Bellevue West/Iowa Western CC)
97	Jayden Gray	DE	6-3	254	Fr.#	Haslet, Texas (V.R. Eaton)
71	Gabe Greenlee	DE	6-7	273	Fr.	Ames, Iowa (Ames)
98	Seth Greiner	DE	6-3	272	So.#	Monroe, Iowa (PCM)
59	Connor Guess**	LS	5-11	228	Sr.#	Van Meter, Iowa (Van Meter)
48	Tommy Hamann	DL	6-4	245	Fr.	Minneapolis, Minn. (Wayzata)
83	DeShawn Hanika**	TE	6-6	238	Jr.#	Topeka, Kan. (Hayden/Butler CC)
79	Deylin Hasert	OL	6-4	309	Fr.	Marshall, Minn. (Marshall)
41	Koby Hathcock**	LS	5-10	215	Jr.	Mesa, Ariz. (Desert Ridge)
59	Jack Hester	OL	6-4	267	So.#	Bettendorf, Iowa (Bettendorf)
86	Jacob Hillmann	TE	6-2	215	Sr.#	Gilbert, Iowa (Gilbert/Illinois Wesleyan)
25	Trevon Howard	DB	6-1	200	Fr.	St. Paul, Minn. (IMG Academy [Fla.])
54	Jarrod Hufford*	OL	6-5	314	Jr.#	Newark, Ohio (Licking Valley)
38	Levi Hummel	RB	5-11	215	Jr.#	Des Moines, Iowa (Dowling Catholic)
8	Xavier Hutchinson**	WR	6-3	205	Sr.#	Jacksonville, Fla. (Bartram Trail/Blinn JC)
12	Jacob Imming	LB	6-2	222	Fr.	Sergeant Bluff, Iowa (Sergeant Bluff-Luton)
16	Daniel Jackson*	WR	6-2	212	So.#	Cibolo, Texas (Steele)
47	Kendell Jackson*	LB	5-11	230	Sr.#	Des Moines, Iowa (Roosevelt)
1	Anthony Johnson Jr.****	DB	6-0	207	Sr.#	St. Petersburg, Fla. (St. Petersburg)
89	Trent Jones II	DE	6-3	280	Fr.#	Eden Prairie, Minn. (Eden Prairie)
86	Andrew Keller	TE	6-6	217	Fr.	Waunakee, Wis. (Waunakee)
42	John Klosterman	LB	5-11	215	Fr.	Iowa City, Iowa (City)
49	Stevo Klotz	TE	6-4	248	So.#	Chaska, Minn. (Chaska)
51	Drake Knobloch	LS	6-2	253	Fr.	Winterset, Iowa (Winterset)
35	Caden Kock	RB	6-0	211	Fr.	Carroll, Iowa (Carroll)
94	Kyle Krezek	DL	6-3	262	Jr.#	Cedar Rapids, Iowa (Xavier)
13	Tayvonn Kyle***	DB	5-11	189	Sr.#	Valdosta, Ga. (Lowndes)
53	Evan Ladwig	OL	6-4	287	Fr.#	Cascade, Wis. (Plymouth)
78	Nick Lawler	OL	6-3	336	So.#	Clare, Iowa (Ft. Dodge St. Edmond)
93	Isaiah Lee**	DL	6-0	292	Sr.#	Chicago, Ill. (Nazareth Academy)
38	Eddie Lemos	DB	5-10	184	Fr.	Loveland, Colo. (Resurrection Christian)
41	Tyee Leske	DB	6-2	197	Fr.#	Eden Prairie, Minn. (Eden Prairie)
70	Joe Lilienthal	OL	6-6	330	So.#	Durant, Iowa (Durant)
50	Tyler Maro	OL	6-7	286	Fr.#	Davenport, Iowa (Assumption)
46	Carston Marshall	LB	6-2	215	Fr.#	Wadsworth, Ohio (Wadsworth)
42	Trey Mathis	RB	6-0	211	Fr.#	Webster City, Iowa (Webster City)
98	Trent McCann	PK	6-1	193	So.#	Centerville, Iowa (Centerville)
9	Will McDonald IV***	DE	6-3	236	Sr.#	Milwaukee, Wis. (Waukesha North)
24	Treyveon McGee	DB	6-2	198	So.	Detroit, Mich. (Ypsilanti/Independence CC)
23	Will McLaughlin	LB	6-4	225	Fr.	Defiance, Iowa (Harlan)
6	Myles Mendeszoon	LB	6-4	220	Fr.#	Chardon, Ohio (Chardon)
80	Tristan Michaud	WR	6-6	208	Fr.#	Quebec City, Quebec (Courvilloise)
66	Tyler Miller*	OL	6-9	316	So.#	Scranton, Iowa (Greene County)
82	Tyler Moore	TE	6-5	249	Fr.#	Des Moines, Iowa (Johnston)
75	James Neal	OL	6-6	325	So.	Grayson, Ga. (Grayson/Independence CC)
97	Drake Nettles*	PK	5-11	182	Jr.#	Council Bluffs, Iowa (Lewis Central)
7	Ben Nikkel	WR	6-1	195	Jr.#	McPherson, Kan. (McPherson/McPherson College)
13	Jaylin Noel*	WR	5-10	190	So.	Kansas City, Mo. (Park Hill)
5	Cartevious Norton	RB	5-11	212	Fr.	Waycross, Ga. (Ware County)
26	Myles Norwood	DB	6-2	170	Fr.	St. Louis, Mo. (Trinity Catholic/Iowa Western CC)
11	Tyler Onyedim	DL	6-4	292	Fr.#	Richmond, Texas (Foster)

No.	Name	Pos	Ht	Wt	Yr	Hometown (High School/Previous School)
95	Domonique Orange	DL	6-4	350	Fr.	Kansas City, Mo. (North)
74	Hayden Pauls	OL	6-5	303	So.#	Emporia, Kan. (Emporia)
21	Cole Pedersen*	LB	6-3	240	So.#	Leon, Iowa (Central Decatur)
80	Tyler Perkins	P	5-11	195	Fr.	Norwalk, Ohio (St. Paul)
73	Brady Petersen	OL	6-5	292	So.#	Ankeny, Iowa (Centennial)
52	Joey Petersen*	DE	6-4	238	So.	Long Grove, Iowa (North Scott)
91	Blake Peterson*	DE	6-4	260	Jr.#	Beresford, S.D. (Beresford)
10	Darien Porter**	DB	6-4	185	Jr.#	Bettendorf, Iowa (Bettendorf)
5	Myles Purchase*	DB	5-11	192	So.	Denver, Colo. (Cherry Creek)
54	Aidan Ralph	LB	6-2	220	Fr.#	Chicago, Ill. (De La Salle)
4	Colby Reeder	LB	6-4	242	Sr.#	Hockessin, Del. (Salesianum/Delaware)
72	Jake Remsburg**	OL	6-6	317	Jr.#	West Des Moines, Iowa (Valley)
65	Sam Rengert	OL	6-7	308	So.#	Milford Center, Ohio (Fairbanks)
68	Zach Ross*	OL	6-2	295	Sr.#	West Des Moines, Iowa (Dowling Catholic)
43	Jared Rus**	TE	6-2	242	Sr.#	Eldridge, Iowa (North Scott)
6	Eli Sanders	RB	6-0	200	Fr.#	Oceanside, Calif. (Chandler (Ariz.))
62	Dodge Sauser	OL	6-5	292	Fr.#	Grinnell, Iowa (Grinnell)
45	Kevin Sawitzke	TE	6-5	253	Fr.#	Chandler, Ariz. (Mountain Pointe)
46	Keegan Shackford	PK	5-10	194	Fr.#	Ashburn, Va. (Independence)
2	Sean Shaw Jr.***	WR	6-6	212	Sr.#	Jones, Okla. (Jones)
94	Cameron Shook*	P	6-3	191	Sr.#	Grosse Pointe, Mich. (South/Navy)
22	Deon Silas*	RB	5-8	180	So.	Memphis, Tenn. (Steinbrenner (Fla.))
55	Darrell Simmons Jr.**	OL	6-3	307	Jr.#	Belleville, Ill. (East St. Louis)
56	J.R. Singleton*	DL	6-2	300	So.#	Gurnee, Ill. (Warren Township)
56	Anthony Smith	OL	6-3	297	So.#	Lakeland, Fla. (Lakeland)
14	Dimitri Stanley	WR	6-0	196	Sr.#	Aurora, Calif. (Cherry Creek/Colorado)
97	Kaden Sutton	DL	6-0	300	So.#	Adel, Iowa (ADM)
2	T.J. Tampa**	DB	6-2	185	Jr.	St. Petersburg, Fla. (Lakewood)
22	Blake Thompson	DB	6-1	194	So.	Missouri City, Texas (Elkins/Blinn JC)
39	Asle Thorson	DB	6-1	202	So.#	Ft. Dodge, Iowa (Ft. Dodge)
67	Grant Treiber	OL	6-6	315	Jr.#	Sioux Falls, S.D. (Lincoln)
34	O'Rien Vance****	LB	6-2	260	Sr.#	Cedar Rapids, Iowa (Washington)
32	Gerry Vaughn***	LB	5-11	231	Sr.#	Atlanta, Ga. (Tucker)
7	Malik Verdon	DB	6-4	214	Fr.#	Hamilton, Ohio (Hamilton)
31	Jontez Williams	DB	5-11	195	Fr.	Starke, Fla. (Bradford)
14	Carson Willich	LB	6-1	214	Fr.	Blue Springs, Mo. (Blue Springs)
17	Darren Wilson Jr.***	WR	6-3	202	Sr.#	Alpharetta, Ga. (Cambridge/Butler CC)
44	Johnny Wilson	DE	6-2	247	So.#	Kansas City, Mo. (Park Hill)
29	Quincy Wiseman	DB	6-2	177	Fr.#	Davenport, Iowa (North)
40	Hunter Zenzen*	LB	6-2	245	So.#	Barnesville, Minn. (Barnesville)

*letters earned
#has redshirted

2022 NUMERICAL ROSTER

No.	Name	Pos	Ht	Wt	Yr	Hometown (High School/Previous School)
0	Mason Chambers**	DB	5-10	200	Jr.	Schertz, Texas (Clemens)
0	Greg Gaines III	WR	6-2	197	Fr.	Tampa, Fla. (Tampa Bay Tech)
1	Anthony Johnson Jr.****	DB	6-0	207	Sr.#	St. Petersburg, Fla. (St. Petersburg)
2	T.J. Tampa**	DB	6-2	185	Jr.	St. Petersburg, Fla. (Lakewood)
2	Sean Shaw Jr.***	WR	6-6	212	Sr.#	Jones, Okla. (Jones)
3	MJ Anderson	DE	6-3	275	Jr.#	St. Louis, Mo. (Christian Brothers/Minnesota)
3	Rocco Becht	QB	6-1	199	Fr.	Wesley Chapel, Fla. (Wiregrass Ranch)
4	Colby Reeder	LB	6-4	242	Sr.#	Hockessin, Del. (Salesianum/Delaware)
5	Cartevious Norton	RB	5-11	212	Fr.	Waycross, Ga. (Ware County)
5	Myles Purchase*	DB	5-11	192	So.	Denver, Colo. (Cherry Creek)
6	Myles Mendeszoon	LB	6-4	220	Fr.#	Chardon, Ohio (Chardon)
6	Eli Sanders	RB	6-0	200	Fr.#	Oceanside, Calif. (Chandler (Ariz.))
7	Ben Nikkel	WR	6-1	195	Jr.#	McPherson, Kan. (McPherson/McPherson College)
7	Malik Verdon	DB	6-4	214	Fr.#	Hamilton, Ohio (Hamilton)
8	Xavier Hutchinson**	WR	6-3	205	Sr.#	Jacksonville, Fla. (Bartram Trail/Blinn JC)
9	Will McDonald IV***	DE	6-3	236	Sr.#	Milwaukee, Wis. (Waukesha North)
10	Blake Clark***	QB	6-2	201	Sr.#	West Des Moines, Iowa (Dowling Catholic)
10	Darien Porter**	DB	6-4	185	Jr.#	Bettendorf, Iowa (Bettendorf)
11	Jason Essex	WR	6-2	224	Fr.	Kansas City, Mo. (Winnetonka)
11	Nate Glantz	QB	6-2	205	Jr.	Omaha, Neb. (Bellevue West/Iowa Western CC)
11	Tyler Onyedim	DL	6-4	292	Fr.#	Richmond, Texas (Foster)
12	Hunter Dekkers*	QB	6-3	206	So.#	Hawarden, Iowa (West Sioux)
12	Jacob Imming	LB	6-2	222	Fr.	Sergeant Bluff, Iowa (Sergeant Bluff-Luton)
13	Tayvonn Kyle***	DB	5-11	189	Sr.#	Valdosta, Ga. (Lowndes)
13	Jaylin Noel*	WR	5-10	190	So.	Kansas City, Mo. (Park Hill)
14	Dimitri Stanley	WR	6-0	196	Sr.#	Aurora, Calif. (Cherry Creek/Colorado)
14	Carson Willich	LB	6-1	214	Fr.	Blue Springs, Mo. (Blue Springs)
16	Daniel Jackson*	WR	6-2	212	So.#	Cibolo, Texas (Steele)
17	Beau Freyler*	DB	6-2	212	So.	Colorado Springs, Colo. (Pine Creek)
17	Darren Wilson Jr.***	WR	6-3	202	Sr.#	Alpharetta, Ga. (Cambridge/Butler CC)
18	Ashton Cook	QB	6-3	215	Fr.#	Iowa City, Iowa (Regina)
19	Beau Coberley*	WR	5-11	176	Sr.#	Nevada, Iowa (West Marshall)
19	Jeremiah Cooper	DB	6-0	178	Fr.	El Paso, Texas (Andress)
20	Terrell Crosby Jr.	DB	5-11	174	Fr.	St. Petersburg, Fla. (Lakewood)
20	Jace Gilbert	PK	5-10	200	Fr.	Marlow, Okla. (Marlow)
21	Jirehl Brock**	RB	6-0	220	Jr.#	Quincy, Ill. (Quincy)
21	Cole Pedersen*	LB	6-3	240	So.#	Leon, Iowa (Central Decatur)
22	Deon Silas*	RB	5-8	180	So.	Memphis, Tenn. (Steinbrenner [Fla.])
22	Blake Thompson	DB	6-1	194	So.	Missouri City, Texas (Elkins/Blinn JC)
23	Quaron Adams	WR	5-7	165	Fr.	Phoenix, Ariz. (Chandler)
23	Will McLaughlin	LB	6-4	225	Fr.	Defiance, Iowa (Harlan)
24	Treyveon McGee	DB	6-2	198	So.	Detroit, Mich. (Ypsilanti/Independence CC)
25	Trevon Howard	DB	6-1	200	Fr.	St. Paul, Minn. (IMG Academy (Fla.))
26	Myles Norwood	DB	6-2	170	Fr.	St. Louis, Mo. (Trinity Catholic/Iowa Western CC)
29	Quincy Wiseman	DB	6-2	177	Fr.#	Davenport, Iowa (North)
31	Jontez Williams	DB	5-11	195	Fr.	Starke, Fla. (Bradford)
32	Carson Brown	WR	6-1	179	Fr.	Ankeny, Iowa (Dowling Catholic)
32	Gerry Vaughn***	LB	5-11	231	Sr.#	Atlanta, Ga. (Tucker)
34	Blaze Doxzon	RB	5-9	207	So.#	Omaha, Neb. (Elkhorn South)
34	O'Rien Vance****	LB	6-2	260	Sr.#	Cedar Rapids, Iowa (Washington)
35	Jacob Ellis	LB	6-1	218	So.	Roseville, Calif. (Granite Bay/Iowa Western CC)
35	Caden Kock	RB	6-0	211	Fr.	Carroll, Iowa (Carroll)
36	Zack Anderson	LB	6-0	170	Fr.	Estherville, Iowa (Lincoln Central)
38	Levi Hummel	RB	5-11	215	Jr.#	Des Moines, Iowa (Dowling Catholic)
38	Eddie Lemos	DB	5-10	184	Fr.	Loveland, Colo. (Resurrection Christian)
39	Tyler Bittman	PK	6-2	220	Fr.#	Hartland, Wis. (Arrowhead)
39	Asle Thorson	DB	6-1	202	So.#	Ft. Dodge, Iowa (Ft. Dodge)
40	Hunter Zenzen*	LB	6-2	245	So.#	Barnesville, Minn. (Barnesville)
41	Koby Hathcock**	LS	5-10	215	Jr.	Mesa, Ariz. (Desert Ridge)
41	Tyee Leske	DB	6-2	197	Fr.#	Eden Prairie, Minn. (Eden Prairie)
42	John Klosterman	LB	5-11	215	Fr.	Iowa City, Iowa (City)
42	Trey Mathis	RB	6-0	211	Fr.#	Webster City, Iowa (Webster City)
43	Jared Rus**	TE	6-2	242	Sr.#	Eldridge, Iowa (North Scott)
44	Mason DouBrava	DB	5-10	168	Fr.#	West Des Moines, Iowa (Valley)
44	Johnny Wilson	DE	6-2	247	So.#	Kansas City, Mo. (Park Hill)
45	Alec Cook	LB	6-5	230	Fr.	Omaha, Neb. (Burke)
45	Kevin Sawitzke	TE	6-5	253	Fr.#	Chandler, Ariz. (Mountain Pointe)
46	Carston Marshall	LB	6-2	215	Fr.#	Wadsworth, Ohio (Wadsworth)
46	Keegan Shackford	PK	5-10	194	Fr.#	Ashburn, Va. (Independence)
47	Kendell Jackson*	LB	5-11	230	Sr.#	Des Moines, Iowa (Roosevelt)
48	Jack Bjorn	TE	6-7	262	Fr.	Parkville, Mo. (Park Hill South)
48	Tommy Hamann	DL	6-4	245	Fr.	Minneapolis, Minn. (Wayzata)
49	Stevo Klotz	TE	6-4	248	So.#	Chaska, Minn. (Chaska)
50	Caleb Bacon	LB	6-3	229	Fr.#	Lake Mills, Minn. (Lake Mills)
50	Tyler Maro	OL	6-7	286	Fr.#	Davenport, Iowa (Assumption)
51	Drake Knobloch	LS	6-2	253	Fr.	Winterset, Iowa (Winterset)
52	Trevor Downing**	OL	6-5	304	Sr.#	Creston, Iowa (Creston)
52	Joey Petersen*	DE	6-4	238	So.	Long Grove, Iowa (North Scott)
53	Evan Ladwig	OL	6-4	287	Fr.#	Cascade, Wis. (Plymouth)
54	Jarrod Hufford*	OL	6-5	314	Jr.#	Newark, Ohio (Licking Valley)
54	Aidan Ralph	LB	6-2	220	Fr.#	Chicago, Ill. (De La Salle)
55	Darrell Simmons Jr.**	OL	6-3	307	Jr.#	Belleville, Ill. (East St. Louis)
56	J.R. Singleton*	DL	6-2	300	So.#	Gurnee, Ill. (Warren Township)
56	Anthony Smith	OL	6-3	297	So.#	Lakeland, Fla. (Lakeland)
59	Connor Guess**	LS	5-11	228	Sr.#	Van Meter, Iowa (Van Meter)
59	Jack Hester	OL	6-4	267	So.#	Bettendorf, Iowa (Bettendorf)
62	Dodge Sauser	OL	6-5	292	Fr.#	Grinnell, Iowa (Grinnell)

No.	Name	Pos	Ht	Wt	Yr	Hometown (High School/Previous School)
63	Jim Bonifas	OL	6-5	298	Fr.#	Dubuque, Iowa (Senior)
65	Sam Rengert	OL	6-7	308	So.#	Milford Center, Ohio (Fairbanks)
66	Tyler Miller*	OL	6-9	316	So.#	Scranton, Iowa (Greene County)
67	Grant Treiber	OL	6-6	315	Jr.#	Sioux Falls, S.D. (Lincoln)
68	Zach Ross*	OL	6-3	295	Sr.#	West Des Moines, Iowa (Dowling Catholic)
70	Joe Lilienthal	OL	6-6	330	So.#	Durant, Iowa (Durant)
71	Gabe Greenlee	DE	6-7	273	Fr.	Ames, Iowa (Ames)
72	Jake Remsburg**	OL	6-6	317	Jr.#	West Des Moines, Iowa (Valley)
73	Brady Petersen	OL	6-5	292	So.#	Ankeny, Iowa (Centennial)
74	Hayden Pauls	OL	6-5	303	So.#	Emporia, Kan. (Emporia)
75	James Neal	OL	6-6	325	So.	Grayson, Ga. (Grayson/Independence CC)
76	Oluwafunto Akinshilo	OL	6-5	350	So.	Lagos, Nigeria (Leusinger (Calif.)/El Camino CC)
78	Nick Lawler	OL	6-3	336	So.#	Clare, Iowa (Ft. Dodge St. Edmond)
79	Deylin Hasert	OL	6-4	309	Fr.	Marshall, Minn. (Marshall)
80	Tristan Michaud	WR	6-6	208	Fr.#	Quebec City, Quebec (Courvilloise)
80	Tyler Perkins	P	5-11	195	Fr.	Norwalk, Ohio (St. Paul)
82	Tyler Moore	TE	6-5	249	Fr.#	Des Moines, Iowa (Johnston)
83	DeShawn Hanika**	TE	6-6	238	Jr.#	Topeka, Kan. (Hayden/Butler CC)
84	Gabe Burkle	TE	6-5	250	Fr.	Cedar Rapids, Iowa (Prairie)
85	Aidan Bitter*	WR	6-2	204	So.#	Tampa, Fla. (Steinbrenner)
86	Jacob Hillmann	TE	6-2	215	Sr.#	Gilbert, Iowa (Gilbert/Illinois Wesleyan)
86	Andrew Keller	TE	6-6	217	Fr.	Waunakee, Wis. (Waunakee)
87	Easton Dean**	TE	6-6	249	Jr.#	Oswego, Kan. (Labette County)
88	Ikenna Ezeogu	DE	6-5	235	Fr.	Blue Springs, Mo. (Blue Springs)
89	Tyler Claiborne	WR	6-2	195	Fr.	Lenexa, Kan. (St. James Academy)
89	Trent Jones II	DE	6-3	280	Fr.#	Eden Prairie, Minn. (Eden Prairie)
91	Blake Peterson*	DE	6-4	260	Jr.#	Beresford, S.D. (Beresford)
92	Hunter Deyo	DL	6-2	280	Fr.	Council Bluffs, Iowa (Lewis Central)
93	Isaiah Lee**	DL	6-0	292	Sr.#	Chicago, Ill. (Nazareth Academy)
94	Kyle Krezek	DL	6-3	262	Jr.#	Cedar Rapids, Iowa (Xavier)
94	Cameron Shook*	P	6-3	191	Sr.#	Grosse Pointe, Mich. (South/Navy)
95	Domonique Orange	DL	6-4	350	Fr.	Kansas City, Mo. (North)
96	Chet Andrews	DE	6-3	236	Fr.	Huntley, Ill. (Huntley)
96	Ben Garbarini	P	6-0	198	Sr.#	Bedford, Va. (Liberty Christian/Christopher Newport)
97	Jayden Gray	DE	6-3	254	Fr.#	Haslet, Texas (V.R. Eaton)
97	Drake Nettles*	PK	5-11	182	Jr.#	Council Bluffs, Iowa (Lewis Central)
97	Kaden Sutton	DL	6-0	300	So.#	Adel, Iowa (ADM)
98	Seth Greiner	DE	6-3	272	So.#	Monroe, Iowa (PCM)
98	Trent McCann	PK	6-1	193	So.#	Centerville, Iowa (Centerville)
99	Howard Brown	DL	6-2	312	Fr.#	Kansas City, Mo. (Lincoln College Prep)

*letters earned
#has redshirted





MATT CAMPBELL

HEAD COACH / MT. UNION (2002)
7TH SEASON AT IOWA STATE (42-34)

Since taking over as head coach prior to the 2016 season, Matt Campbell has changed the culture of the Iowa State football program, building a blueprint for success unprecedented in Ames.

Campbell, who owns the best winning percentage in school history (55.3 pct.), initiated his rebuilding plan and laid the foundation by imploring his team to "Trust The Process." His team listened, sparking Iowa State to its most fruitful periods in the program's history.

National rankings and bowl berths have become the norm thanks to Campbell's leadership. The three-time Big 12 Coach of the Year (2017, 2018, 2020) has led the Cyclones to a school-record five-straight bowl games, yearly appearances in the national rankings and five consecutive winning seasons.

In 2020, Campbell led the Cyclones to a first-place finish in the final Big 12 regular-season standings, a spot in the Big 12 Championship game and a New Year's Six bowl game, all program firsts.

The 2020 Cyclone squad was one of the best in school history. With a 34-17 win over Oregon in the PlayStation Fiesta Bowl, the Cyclones claimed their first-ever victory in a New Year's Six bowl. ISU broke the school record for conference wins (8) and tied the school mark for overall victories (9).

Campbell's recent five-year run at ISU has caught the nation's attention with its drastic improvement, placing Iowa State football into the national rankings and the college football spotlight. Iowa State has appeared in the AP Top 25 poll in each of the last five seasons.

Campbell, who has fostered a player-driven atmosphere with his contagious personality, owns 37 percent of Iowa State's all-time victories over ranked teams. He's defeated 10 opponents ranked in the nation's Top 25 since 2017, knocking off at least one ranked opponent in each of the last five seasons.

This past year, Campbell notched his fourth victory over a Top 10 opponent (Oklahoma State). ISU owned just eight victories all-time over Top 10 teams prior to his arrival.

Records have been shattered in the Campbell-era on offense and defense, including total offense (444.3 in 2019) and sacks (33 in 2018, 2021). His teams play with precision on both sides of the ball, boasting a defense ranked among the top three in the Big 12 in scoring defense in each of the last five seasons and three of the top four scoring offenses in school history. Campbell's 2021 squad yielded 310.5 yards per game, the lowest from a Cyclone team since 1984 and ninth-best nationally.

Campbell is the first and only coach in Iowa State history to defeat every team in the league at least once at home and on the road during his Cyclone tenure and produced five of Iowa State's six winning seasons in Big 12 Conference history (1996-present).

The Cyclones have played as a ranked team a school-record 25 times since 2017 and Campbell has 31 victories vs. Big 12 competition, the most by a head coach vs. league teams in school history. Campbell owns 41.3 percent of the school's all-time wins vs. Big 12 teams (1996-2021).

Since 2017, Iowa State has recorded 29 Big 12 wins, the league's second-best total during that span.

2021

Iowa State qualified for a school-record fifth-straight bowl (Cheez-It Bowl) and registered a program-best fifth-straight winning season, tying for fourth in the Big 12 at 7-6 overall and 5-4 in league play.

A victory at Kansas State, ISU's first in Manhattan since 2004, and a triumph over No. 8 Oklahoma State, Campbell's 10th victory vs. a Top 25 team in his Cyclone tenure, gave Campbell victories over every league team on the road and at home in his Cyclone career. He is the only coach in school history to accomplish that feat.

The Cyclone defense was outstanding. ISU only allowed two teams to reach 350 yards of total offense, ranking ninth nationally in total defense at 310.5. ISU also tied a school record with 33 sacks, as first-team All-American Will McDonald IV led the league in sacks for the second-straight year with a school-record 11.5.

Behind consensus All-American Breece Hall and four-time All-Big 12 QB Brock Purdy, who graduated with 32 school records, the Cyclones produced the fourth-best scoring average (31.3) in school history. ISU was second nationally in red zone offense (95.9%), converting on 47-of-49 trips.

Hall was second nationally in scoring (138) and broke the all-time NCAA FBS record by rushing for a touchdown in 24 consecutive games.

Cyclone tight end Charlie Kolar was the recipient of the prestigious William V. Campbell Trophy, which is awarded annually to the nation's best scholar-athlete football player and considered the Academic Heisman.

2020

The 2020 campaign will go down as one of the greatest in the history of Iowa State football. The Cyclones surged as the frontrunner for the Big 12 title with a 37-30 win over No. 18 Oklahoma in October, their first win over the Sooners in Ames in 60 years, and never let up.

By season's end, Iowa State was in sole possession of first place in the final regular-season conference standings (8-1) for the first time in school history, earning a rematch against Oklahoma in its first-ever Big 12 Championship game.

The historic regular season earned the Cyclones their first-ever New Year's Six bowl berth, defeating No. 25 Oregon, 34-17, in the PlayStation Fiesta Bowl.

The victory over the Ducks, Campbell's second bowl win at ISU, gave the Cyclones their ninth victory on the year, tying the school record for wins in a season (1906, 2000).

Campbell was honored as the Big 12 Coach of the Year for the third time in four years and was a finalist for national coach of the year by all four of the major coaching awards: Eddie Robinson, Bobby Dodd, Bear Bryant and George Munger.

The national media paid attention during the season. Iowa State cracked the Top 10 in the AP poll for the first time since 2002 and achieved its highest ranking in school history at No. 6 in the fourth College Football Playoff rankings.

Iowa State, which played as a ranked team a school-record 10 times, ended the season ranked in the final AP poll (#9) for just the third time ever (1976, 2000).

Campbell continued his excellence against ranked opponents, knocking off a trio of rated teams (Oklahoma, Texas, Oregon) for only the second time in school history. It marked the first time an Iowa State team defeated both Oklahoma and Texas in the same season.

Iowa State had incredible balance on offense and defense, ranking in the top three in the Big 12 in both scoring offense (32.9, 3rd) and scoring defense (21.4, 2nd). The offense scored 30+ points in seven of nine Big 12 games and set a school mark with 31 rushing touchdowns. The defense was second in the league and 21st nationally in total defense (340.4) and first in the Big 12 and eighth nationally in rushing defense (103.1).

Iowa State players were rewarded for the breakout season with a school-record and Big 12-best nine players earning All-Big 12 First-Team recognition.

The Cyclones also had a school-record four All-Americans in RB Breece Hall, TE Charlie Kolar, DE JaQuan Bailey and LB Mike Rose. Hall, who was the nation's leading rusher (1,572) and ranked second nationally in rushing touchdowns (21), was the first Cyclone unanimous All-American in school history, earning first-team All-America accolades from the AP, FWAA, AFCA, Walter Camp and Sporting News.

2019

Iowa State's 2019 offense was the most prolific in the history of the program, helping the Cyclones finish tied for third in the Big 12 with a 7-6 overall record and a 5-4 league mark.

School records fell in the following offensive categories: total offense (5,776), passing offense (4,047), yards per play (6.45) and points scored (418). Ten times during the season the Cyclones generated over 400 yards of total offense and eight times Iowa State had more total yards than its opponent.

A victory over No. 22 Texas (23-21) on a last-second, walk-off field goal was a signature win during the season, as the Cyclones appeared in the College Football Playoff rankings for the third-straight season.

The offense was led by All-Big 12 QB Purdy, who broke virtually every school passing record, including passing yards (3,982), total offense (4,231), completions (312) and passing touchdowns (27).

Kolar was his favorite target, earning second-team All-America honors by the FWAA and CoSIDA Academic All-America accolades.

2018

The 2018 Iowa State football team once again captured the imagination of college football fans by proving the 2017 campaign wasn't a fluke.

Despite a 1-3 beginning to the season, Campbell kept the Cyclones on the right path by making an amazing turnaround with a five-game winning streak, tying the best single-season conference victory string in school history en route earning Big 12 Co-Coach of the Year accolades.

The Cyclones had six conference victories, second-best in school history, and also proved to be a tough out at home, ending the season on a six-game win streak at MidAmerican Energy Field at Jack Trice Stadium, tying the school record (six) for most season victories in the stadium.

Iowa State wrapped up its second-straight bowl berth with a spot in the Valero Alamo Bowl, ending the regular season with an 8-4 mark and tying for third in the Big 12 standings (6-3).

CAMPBELL PROFILE

Hometown	Massillon, Ohio
High School	Perry
College	Mount Union, 2002
Year In Coaching	19th
Wife	Erica
Children	Katie, Izzy, Rudy and Rocco

COACHING EXPERIENCE

2016-	Head Coach	Iowa State
2012-15	Head Coach	Toledo
2010-11	Offensive Coordinator	Toledo
2009	Assistant Coach	Toledo
2007-08	Assistant Coach	Bowling Green
2005-06	Offensive Coordinator	Mount Union
2003-04	Graduate Assistant	Bowling Green

COLLEGE BOWL EXPERIENCE

2021	Cheez-It Bowl	Iowa State
2020	PlayStation Fiesta Bowl	Iowa State
2019	Camping World Bowl	Iowa State
2018	Valero Alamo Bowl	Iowa State
2017	AutoZone Liberty Bowl	Iowa State
2014	GoDaddy Bowl	Toledo
2012	Famous Idaho Potato Bowl	Toledo
2011	Military Bowl	Toledo
2010	Little Ceasers Pizza Bowl	Toledo
2007	GMAC Bowl	Bowling Green
2004	GMAC Bowl	Bowling Green
2003	Motor City Bowl	Bowling Green

HEAD COACHING RECORD

Year	School	Record	Conf.	Bowl
2011	Toledo	1-0	0-0	Military
2012	Toledo	9-4	6-2	Famous Idaho
2013	Toledo	7-5	5-3	
2014	Toledo	9-4	7-1	GoDaddy
2015	Toledo	9-2	6-2	Boca Raton*
2016	Iowa State	3-9	2-7	
2017	Iowa State	8-5	5-4	Liberty
2018	Iowa State	8-5	6-3	Alamo
2019	Iowa State	7-6	5-4	Camping World
2020	Iowa State	9-3	8-1	Fiesta Bowl
2021	Iowa State	7-6	5-4	Cheez-It
Totals		**77-49**	**55-31**	

*did not coach in bowl game

The Cyclones appeared in all six College Football Playoff rankings behind a stingy defense and Purdy as a true freshman signal-caller.

Iowa State led the Big 12 in scoring defense (22.9) and rushing defense (115.0), holding all but two teams to below their season scoring average.

Purdy took over signal-calling duties in the season's fifth game, promptly leading the Cyclones to five-straight victories and igniting the offense. Purdy had help from All-Americans David Montgomery (RB) and Hakeem Butler (WR), who both tallied over 1,000 yards from scrimmage, the first time in school history the Cyclones had a 1,000-yard rusher and 1,000-yard receiver in the same season.

Butler shattered the school record for receiving yards in a season with 1,318 yards and was named a second-team All-American by The Athletic.

2017

Campbell's 2017 squad will be remembered for breaking through.

Picked to finish ninth in the Big 12 Conference, the Cyclones capped off their outstanding 2017 campaign with a victory in the AutoZone Liberty Bowl over Memphis, just the fourth bowl win in the program's history. He was named Big 12 Coach of the Year for his efforts.

Iowa State surged into AP Top 25 poll for the first time since 2005 thanks to a perfect 4-0 mark in the month of October where it defeated two Top 5 teams in Oklahoma and TCU.

Prior to the season, Iowa State was 1-56-2 all-time vs. teams ranked in the Top 5 of the AP poll, tripling its all-time career total.

The victory over Oklahoma (38-31) in Norman was Iowa State's first-ever win over a Top-5 opponent on the road and one of the school's signature triumphs. Iowa State followed up the OU win with a 14-7 victory over No. 4 TCU three weeks later, helping the Cyclones garner their first-ever appearance in the College Football Playoff rankings.

Iowa State finished the 2017 season with an 8-5 overall record and an upper-half finish in the Big 12 at 5-4.

Three of ISU's wins were against ranked opponents (Oklahoma, TCU, Memphis) and five were on the road, breaking or equaling school marks in both categories.

Campbell coupled an opportunistic offense with a stingy defense for the success in 2017. ISU scored over 40 points five times during the season, tying the school record for 40-point games in a season.

Defensively, the Cyclones ranked in the Top 30 nationally in scoring defense (26th, 20.9) and turnover margin (16th, +10). The Cyclones broke school marks in fewest turnovers and fewest fumbles lost in a season, going nearly the entire year before losing their first fumble, tying the NCAA FBS all-time record along the way.

2016

Campbell's work with the Cyclones in his inaugural season proved he was the right man for the job.

Inheriting a program with depleted numbers on both sides of the ball, the Cyclones displayed gradual improvement throughout the season, as ISU compiled a 3-9 overall mark and a 2-7 record in Big 12 play.

Iowa State's offense was balanced and efficient, boasting a 1,000-yard receiver in All-Big 12 performer Allen Lazard and a rushing attack which featured three players with 500+ yards on the ground, a first in school history.

OUTSTANDING PLAYERS AND HISTORIC VICTORIES

In his six years at Iowa State, Campbell has mentored 11 players who have earned All-America honors, including five first-teamers in Joel Lanning, Breece Hall, Mike Rose, JaQuan Bailey and Will McDonald IV.

Hall is the only unanimous All-American in school history and joins Troy Davis (1995, 1996) as the only two-time consensus All-Americans in Cyclone history. Tight end Charlie Kolar is the only three-time All-American in the history of Iowa State football.

Four Cyclones were drafted in 2022, including Hall as a second round pick by the New York Jets, the highest Iowa State draft pick since 2012. Kolar and Enyi Uwazurike were picked in the fourth round and Purdy in the seventh round. In total, seven of Campbell's players have been drafted. Allen Lazard, who was an undrafted free agent in 2018, has made his mark as a wide receiver with the Green Bay Packers.

Campbell's teams have annually produced historic victories. Campbell owns 40 percent (four) of Iowa State's 10 all-time wins over ranked opponents on the road and 10 of Iowa State's 27 all-time wins over ranked opponents.

In his tenure with the Cyclones, Campbell has four wins over teams ranked in the AP Top 10. Iowa State was 8-98-2 vs. Top 10 opponents prior to his arrival.

Jack Trice Stadium has emerged as one of the toughest places to play thanks to Campbell. Since 2018, ISU is 21-5 in home games, tying a school record for home victories in a season (6) in 2018. Iowa State registered two of the school's four undefeated seasons at home vs. conference teams in back-to-back years (2020, 2021). The Cyclones will enter the 2022 campaign with a school-record 11-game home field winning streak vs. league foes, the best active streak in the league.

He has also energized a fanbase. Four of the top five season home attendance marks have occurred in the Campbell-era, including a school-record 60,704 average in 2021, a season featuring four sellouts and a school-record 49,470 season tickets sold.

Campbell's belief system is grounded in building relationships. He has often been referred to as a players' coach. Building relationships is at the foundation of his recruiting prowess. His first six Iowa State recruiting classes rank among the best in school history. His 2022 recruiting class was the best in the program history, earning Top 25 rankings by both 247Sports and Rivals.

PRIOR TO IOWA STATE

Campbell compiled a 35-15 record and led the Rockets to three nine-win seasons in four-plus seasons as the head coach at Toledo. He coached UT in three bowls and his 2015 Rocket team played in the Boca Raton Bowl after being hired at Iowa State.

PERSONAL

Campbell and his wife (Erica) have four young children: Katie, Izzy, Rudy and Rocco. Campbell earned a bachelor's degree in history from Mount Union in 2002.

In 2022, Campbell was inducted into the College Sports Information Directors of America (CoSIDA) Academic All-America Hall of Fame.

In 2021, Campbell agreed to a three-year extension to his contract through 2028.

A

Brad Abbas, 1982
Chin Achebe, 1995-96-97-98
A.E. Adams, 1916
Brad Adams, 2010
Jim Affholder, 1964-65
Dean Ahlers, 1988-89
Pierre Aka, 2014-15-16
Landen Akers, 2017-18-19-20
Austin Alburtis, 2008-09
Andy Alcorn, 1992
Howard Aldrich, 1915-16-17
Bruce Alexander, 1953-54-55
Ellis Alexander, 1941
Mackenro Alexander, 2017
Dennis Alitz, 1963-64
Ken Allbee, 1930
Barney Alleman, 1952-53-54
Bill Allen, 1963-64
Chase Allen, 2017-18-19-20-21
Jeff Allen, 1968-69-70
Marcus Allen, 1991-92-93-94
Bill Allender, 1933-34-35
Harry Alley, 1964-65
Marley Allison, 2015
H.P. Allstrand, 1910
Bill Alsin, 1919-20-21
Leslie Alt, 1924
Alex Alvarez, 2008-09-10
Jason Ambroson, 1993
Ken Ames, 1935
George Amundson, 1970-71-72
Mitch Amundson, 2013
Don Andersen, 1961-62
Bill Anderson, 1923-24
Bob Anderson, 1957-58-59
Cole Anderson, 2016-18
Dawan Anderson, 1995-96-97-98
DeCarlos Anderson, 1999
Edwin Anderson, 1946
Elmer Anderson, 1922-26
Erik Anderson, 2001-02-03-04
Ernest Anderson, 1926
Ezeriah Anderson, 2020
Jim Anderson, 1977
Joe Anderson, 1923
John Anderson, 1935-36-37
Kent Anderson, 1983-84-85
Norm Anderson, 1945-46-47
Stan Anderson, 1948
Tom Anderson, 1987
Dale Andrews, 1911-12
Derek Andrews, 1979
Tommie Andrews, 1983
Terry Andringa, 1974
Bob Angle, 1947-48-49
Larry Anglin, 2002
Sam Anker, 2010
Breon Ansley, 1997-98-99-00
Chris Anthony, 1997-98-99-00
Lagrant Anthony, 1974
Terrence Anthony, 1984-85-86
Michal Antoine Jr., 2020-21
Edwin Arceo, 2012-13
David Archer, 1982-83
Jim Arenston, 1912
Scott Armbrust, 1990-91-92
Bill Armstrong, 1945
Dwayne Armstrong, 1991-92
Austen Arnaud, 2007-08-09-10
John Arnaud, 1979-80-81-82
Jahi Arnold, 1994
Jesse Arnold, 2002
Rollie Arns, 1950-51-52
Bob Ash, 1941-42
Roger Ashland, 1967
Connor Assalley, 2018-19-20-21
Gary Astleford, 1958-60-61
Patrick Augafa, 1995-96
Aaron Austin, 2017
Atif Austin, 1999-00-01-02
Owen Austrheim, 1970-71
Dustin Avey, 1997-98-99-00
Irving Axelson, 1924
Edward Axtheim, 1913-14
Gould Ayres, 1926-27
Arnold Azunna, 2018-19-20

B

Marc Bachrodt, 1983-84-85
Cordarrius Bailey, 2018
JaQuan Bailey, 2016-17-18-19-20
Joshua Bailey, 2020
Alvin Baker, 1982-83
Bob Baker, 1968-69
Dennis Baker, 1965-66
Tim Baker, 1986-87-88
Tony Baker, 1964-65
Gabe Bakker, 2003-04
Casey Baldwin, 2000-01-02-03
Jim Baldwin, 1922
Jason Bales, 1995
Steve Balkovec, 1963-64-65
R.J. Balthus, 1905
Todd Bandhauer, 1995-97-98
Dennis Bandy, 1967
Bob Banger, 1970-71-72
Jon Banks, 2005-06-07
Kennard Banks, 2008-09
Michael Banks, 1998-99-00-01
Latrell Bankston, 2020
David Banks-Bursey, 2002-03
Ralph Baracz, 1969-70
Tim Bardole, 1989
Bill Barger, 1940-41-42
Ben Barkema, 2004-05-06-07
Dick Barker, 1916-17-19
Willie Barker, 1934
Tom Barnes, 1968-69-70
Jared Barnett, 2011-12
Eppie Barney, 1964-65-66
Jim Barr, 1959
Bob Barrow, 1939
Jerry Bartell, 1955
Neal Barton, 1922
J.J. Bass, 2007-08
Harold Bassett, 1970-71
Sy Bassett, 1974-75
C.E. Bates, 1921
Phillip Bates, 2007
Jeff Bauer, 1987-88-89-90
Ryan Baum, 2003-04-05-06
Al Bauman, 1931-36-37
Trey Baysinger, 2008
George Bazik, 1937-38
Vince Beacom, 1948-49-50
Bruce Beaman, 1974
Clarke Beard, 1909
Jesse Woodrow Beard, 1935
Jim Beasley, 1968-69
Joe Beauchamp, 1964
Ben Beaudet, 1997-98-99-00
Broc Bebout, 2005
Adam Beck, 1987-88
Dan Becker, 1972-73
Jesse Beckom, 1998-99
Johnny Behm, 1923-24-25
Norton Behm, 1923-24-25
Dean Beilby, 1977
G.C. Beiter, 1907
Frank Belichick, 1962-65
Allen Bell, 2007-08
Cameron Bell, 2007-08
Bob Belluz, 1970-71
Mark Benda, 1975-76
Jim Beneke, 1942
Adam Benike, 2002-03
Bryce Bennett, 1947
Forrest Bennett, 1928-29-30
Herschel Bennett, 1922
Kyle Benning, 2009
Dave Benoit, 1985-87-88-89
Ray Benson, 1919
Scott Benson, 1986-87
Spencer Benton, 2016-17-18
Ter'ran Benton, 2008-09-10-11
Caleb Berg, 2004-05-06-07
Paul Berger, 1932-33-34
Walter Berger, 1922
Randy Bern, 1987-88-89
Jerry Berna, 1968-69-70
Eugene Bernal, 1998
John Berrington, 1963-64
Jason Berryman, 2003-05
Bill Berthusen, 1983-84-85-86
Wayne Beske, 1968-69
J.D. Bewley, 1994
Jack Beyer, 1932-33
*Sammy Beyer, 1904
E.J. Bibbs, 2013-14
Michael Bibbs, 2007-08
Justin Bickham, 2019
H.T. Bigelow, 1909
I.O. Biggs, 1921
D.H. Biller, 1904-05-06
Chad Billings, 1997
JaMaine Billups, 2000-01-02-03
A.L. Birch, 1920
Bob Bird, 1955-56-57
Harold Birney, 1934
Warren Bissell, 1920
Aidan Bitter, 2020
Gerrick Bivins, 1997
Ken Bixby, 1966-67
Rich Blabolil, 1975-76-77
Jerrod Black, 2008
Joe Blaes, 2008
Matt Blair, 1971-73
Dick Blanch, 1895
Brett Blaney, 1980-82-83
Grant Blaney, 1955-56
Joe Blankenship, 1986
Troy Blankenship, 2004-05
Chuck Blaskovich, 1972-73
Bill Bliss, 1938-39
Dick Bliss, 1943
Mike Bliss, 1968-69
Travis Block, 1988-89-90-91
Luther Blue, 1974-75-76
Ed Blumenstein, 1936
Todd Blythe, 2004-05-06-07
Shannon Boals, 1990
Brian Bobek, 2016
Ed Bock, 1936-37-38
Matt Bockes, 2000-01-02-03
Ron Bockhaus, 1978-79
V.C. Bodwell, 1920
Mark Boehm, 1976-77
Eugene Boeke, 1919
Ben Boesen, 2013-14
Phil Bogdanovitch, 1941
Bob Bognar, 1971
Charley Bogwill, 1997-98
Lloyd Bohannon, 1928
Rob Bolks, 1973-74
Craig Boller, 1967-68-69
Brian Bonacci, 2015-16
Karl Bond, 1924-25
Mort Bonesteel, 1948
Tony Booth, 1991-92-93-94
Bob Bos, 1973-74-75
Chris Boskey, 1978-79-81-82
Tom Boskey, 1975-76-77-78
Lou Bosnyak, 1942-46-48
Marty Boswell, 1937-38-39
Alvin Bowen, 2005-06-07
Roger Bowen, 1930-31
Richard Bowens III, 2018
John Bowers, 1939
Hillford Bowes, 1929-30
Jason Bowman, 2018
Robert Bowmen, 1931
Greg Boyd, 1995-96
Marshall Boyd, 1917-19-20
Wes Boyer, 2010-11-12-13
Jerry Boyington, 1968-69-70
Randy Bozich, 1972-73
Brent Braaksma, 2000
Bryce Braaksma, 2006-07
Jared Brackens, 2011-12-13-14
Scott Bradley, 1973-74
Calvin Branch, 1993-94
Reid Branderhorst, 2011
Scott Brandt, 1983-84
Mike Brandtner, 2006-07-08-09
Robert Brannon, 1998-99
Aaron Brant, 2003-04-05-06
Michael Brantley, 1996-97-98-99
Jeff Braswell, 1984-85
Mark Brauer, 1977
Lawrence Brazon, 1965
Dave Brcka, 1996-97-98-99
John Breckenridge, 1954-55
Frank Bredahl, 1947

ALL-TIME LETTERMEN

Ron Bredeson, 1955-56
Cyrus Breeden, 1916-17-18
Bill Brennan, 1913
Bob Brettman, 1949-50
Carl Brettschneider, 1950-51-52
Guy Brewer, 1897
Eddie Bridges, 1986-87
Phil Brinkman, 1948
Jirehl Brock, 2020-21
George Broderson, 1920-21-22
Warren Broms, 1916-19
Bill Brooks, 1965-66
Earl Brooks, 2010-11
James Brooks, 1992-93
Deon Broomfield, 2010-11-12-13
J.B. Brorby, 1922
Bob Brouillette, 1969-70
Brandon Brown, 2001-02-03-04
Chris Brown, 2007-08
David Brown, 2005
Eddie Brown, 1986-88
Harold Brown, 1982
Hunter Brown, 1934
Jason Brown, 1993-94-95-96
Joe Brown, 1978-79-80-81
Mike Brown, 1986
Norman Brown, 1926
Ralph Brown, 1952-53-54
Stan Brown, 1940
Tim Brown, 1962-63
Tyler Brown, 2014-15
Ira C. Brownlie, 1894
Howard Brubaker, 1948
Joe Brubaker, 1947-48-49
F.W. Brugger, 1906-07
Ernst Brun, Jr., 2012-13
Ben Bruns, 1997-98-99-00
Chris Brunsvold, 1996
Bob Brutsman, 1962-63-64
Blaise Bryant, 1989-90
Jamarr Buchanan, 2003-04-05
Howard Buck, 1939
Tom Buck, 1977-78-79
Arthur Buckley, 1902
Jared Bucksa, 1999-01
Brett Bueker, 2011-12
Andrew Buggs, 1989-90-91-92
Quenton Bundrage, 2012-13
Ken Bunte, 1963-64
Rick Burchett, 1965-66-67
J.W. "Joe" Burden, 1960-61
Charlie Burge, 1911-12
Max Burkett, 1951-52-53-54
Dick Burnett, 1949
Steve Burns, 1970-71-72
Warren Burns, 1919
Bob Burrell, 1939-40-41
Brayden Burris, 2009-10-11-12
Kenyatta Burris, 1998
Jim Burrows, 1907
Bob Burton, 1927-28-29
Daniel Burton, 2013-14-15
Mike Busch, 1986-87-88-89
Tom Busch, 1965-67-68
Joe Bush, 1947
Hakeem Butler, 2016-17-18
James Butler, 1984-85
Zach Butler, 1999-01-02
Marcus Butts, 1979-80-81
Greg Buttz, 1984
Bill Byers, 1920
Fred Byl, 1899
Carter Bykowski, 2008-2010-11-12
Bill Byrus, 1950-51-52

C

Bob Caddock, 1941
Kevin Caldwell, 1991
Dick Callahan, 1954
Bobby Campbell, 1994
Craig Campbell, 1999-00-01
George Campbell, 1971-72
Nick Campbell, 2006
Roy Campbell, 1901
Sam Campbell, 1966-67-68
Stan Campbell, 1949-50-51
M.V. Campon, 1895
Jake Campos, 2014-15-17
Brian Cannon, 1970-71-72
Gil Carafiol, 1943
Ken Caratelli, 1970-71-72
Dean Carlson, 1970-71
Lyle Carlson, 1956-57
Mark Carlson, 1979-80-81-82
Tony Carlson, 1980-81
Adam Carper, 2005-06
Hugh Carr, 1907
Ray Carreathers, 1987-88
Jordan Carstens, 2000-01-02-03
Larry Carwell, 1964-65-66
Jon Caspers, 2011
Harlan Cassin, 1918
Derrick Catlett, 2007-08-09
John Catron, 1933-34-35
J.H. Cave, 1902
Dan Celoni, 1959-60-61
Vinny Cerrato, 1977-78-80-81
L.H. Chamberlain, 1894-95
L.M. Chamberlain, 1900-01
L.M. Chambers, 1899
Mason Chambers, 2020-21
Jim Champlin, 1952-53
Justin Chandler, 2015-16
Terry Chandler, 1962
A.R. Chappell, 1909-10-11
Darrell Chapper, 1976
Martin Chase, 1924
Bill Chauncey, 1946-47-48-49
Dave Cheesebrough, 1978
Dick Cherpinsky, 1951-52
John Chism, 1965
E.W. Church, 1920-21
Arlen Ciechanowski, 1974
Jerry Cimburek, 1948-50
John Cinefro, 1986-88
Jon Claborn, 1987
Jim Clapper, 1960-61-62
Ted Clapper, 1979-80-81-82
Blake Clark, 2019-20-21
Bob Clark, 1953
Derrik Clark, 1996-97
Fred Clausen, 1943
Nick Clausen, 1993-94
Ozzie Clay, 1962-63
Dave Clayberg, 1960-61-62
Sam Clear, 1982-83
Mike Clemons, 1976-77-78
Bob Clendenning, 1950-51-52
Harold Clewis, 2000-01-02-03
Beau Coberley, 2020
B.F. Cockerell, 1909-10
Cliff Cody, 1922-23
Rodney, Coe 2013
Roland "Bud" Coe, 1924-25-26
Chuck Coey, 1952-53
Ray Coffey, 1969
Jeff Cole, 1991-92-93-94
Richard Cole, 1944-45-46
Scott Cole, 1976-77-78
Beau Coleman, 2001-02
Greg Coleman, 2004-05
Justin Coleman, 2012-13
Lon Coleman, 1972-73
Ray Coleman, 1969
Kevin Colon, 1985-86
George Conditt, 1990, 1992
Frank Congiardo, 1950-51-52
Ralph Conner, 1982-83
John Cooper, 1959-60-61
Michael Cooper, 1994-95-96-97
Tim Copeland, 1980
Frank Copper, 1976-77
Marc Cortez, 1997-98
Lincoln Cory, 1925
Darian Cotton, 2013-14
Kamari Cotton-Moya, 2014-15-16-17
D.E. Cotter, 1916
W.O. Cotter, 1923
William O. Cotter, 1969-70
Theman Couch, 1969-70
Kevin Coughlin, 1980-81
Russ Coundiff, 1934-35
Devlyn Cousin, 2013-14
Lynn Cowan, 1912-13
Warner Cowely, 1895
Chris Cox, 1986
Dick Cox, 1951-52-53
Mike Cox, 1962-63-64
Travis Cox, 1993
John Coye, 1900-01
Stan Cozzi, 1951-52
E.F. Cramer, 1914
Alva Crawford, 1912
Larry Crawford, 1977-78-79-80
Tim Creasman, 1986-88
Breion Creer, 2016
Andrew Crenshaw, 2009
Mark Criner, 1986
Hal Crisler, 1943
Steve Cromie, 1986
Sheldon Croney, 2017-18-19
Carl Crowse, 1918
Dwayne Crutchfield, 1980-81
Bret Culbertson, 2004-05-06-07
Cal Cummins, 1976-77
C.W. Cunningham, 1911-13
Jim Cunningham, 1966
Kevin Cunningham, 1975-76-77
Roger Cunningham, 1951-52
Jack Currie, 1919-20-21
Mitch Curtis, 2002
Shawn Curtis, 2017
Jeff Curry, 1976-77-78
Brent Curvey, 2003-04-05-06
Dick Cuvelier, 1976-77-78-79

D

Robert Dabney, 1986-87
Brock Dagel, 2012-13-14
Bill Dailey, 1936
Dondre Daley, 2013-14-15-16
Dan Daly, 1988
Terry Dammann, 1988
P.E. Damon, 1897
Amos Dana, 1932-33
Javon Daniels, 1998
Preston Daniels, 1901-02-03-04
Thadd Daniels, 2016
Lane Danielsen, 2000-01-02-03
Phil Danowsky, 1972-73-74
Darius Darks, 2008-09-10-11
Paul Darling, 1940-41-42



Mike Busch

Bob Darrow, 1939
Ole Davidson, 1897
Anthony Davis, 1984
Dae'Shawn Davis, 2020
Darren Davis, 1996-97-98-99
Drew Davis, 2012
Frank Davis, 1913
Harry Davis, 1907-08
Jon Davis, 2003-04-05-06
Sammy Davis, 1968-71
Scott Davis, 2000
Tommy Davis, 1981-82-83-84
Troy Davis, 1994-95-96
Tyrone Davis, 1988
Will Davis, 1916-19
W.S. Dawson, 1893
Kelly Day, 1986
M.R. Deakin, 1908
Easton Dean, 2020-21
William DeButts, 1914
Francis DeDecker, 1945-46
Doug Dedrick, 2007-08
Clarence Dee, 1936-37
John Dee, 1958
Charles Deering, 1892
Glenn Deffke, 1914-15
Derek DeGennaro, 1985-86-87-88
Hunter Dekkers, 2021
F.J. Delaney, 1915
Joe DeLaRosa, 1966
Jack Delbridge, 1949
Gilbert Denfield, 1915-16-19
Bob Dennis, 1946
Brian Dennis, 1956-57
Clifford Dennis, 1944
Doug Densmore, 1997-98-99-00
Kevin DeRonde, 1998-99-00-01
W.E. Deshler, 1901
Dennis DiBiase, 1994-95-96
Jim Dickerson, 1948
George Dimitri, 1966-67-68
Jim Dishinger, 1935-36-37
Al Dixon, 1974-75-76
Bill Dixon, 1931-32-33
Tim Dobbins, 2004-05
Fabian Dodd, 2005
Pete Doering, 1987
Wendell Dohrman, 1951
Jeff Dole, 1985-86-87-88
Brian Donahue, 1999-01
Jerry Donohue, 1956-58
Jim Doran, 1949-50
Jim Doran, Jr., 1987-88-89-90
Lant Doran, 1989-90-91
Dan Dostal, 1991-92-93-94
Jesse Doty, 1928
Mark DouBrava, 1989-90-91-92
J.M. Dowell, 1913
Colin Downing, 2014-15-16-17
Trevor Downing, 2019
Todd Doxzon, 1993-94-95-96
I.A. Dreher, 1902
R.H. Drennan, 1904-05-06
Marcus Dubel, 1915
Warren Duesenberg, 1929-30-31
Greg Dukstein, 1967-69
Ray Dumphy, 1899
Shane Dunlevy, 1990-92
Corey Dunn, 2018-20-21
Howard Dunn, 1930
Mark Dunn, 1989-90-91
Jake Dunning, 2013-14
Ben Durbin, 2012
H.E. Dyer, 1895-96-97

E

Terry Earnest, 1977-78-79
Doug Easley, 1995-96
Bill Easter, 1968
Matthew Eaton, 2017-18
H.N. Ebersole, 1901
Steve Ebner, 2007
Tad Ecby, 2013-14
Herb Eckles, 1899-1900
Ray Eckles, 1896
Robert Eckles, 1895-96
Bill Edar, 1914
Dave Eder, 1987-88-89-90
Willis Edson, 1898
Charles Edwards, 2017
Don Edwards, 1986-87-88-89
Evrett Edwards, 2016
Johannes Egbers, 2002-03-05
Kevin Eggleston, 1983-84-85
Paul Eichling, 1912
Emery Eichorn, 1950-51-52
Justin Eilers, 2000-01
Greg Eisworth II, 2018-19-20-21
Brian Ekwelundu, 2007-08-09
Robert Ekins, 1922
Kern Elerick, 1931
Robert Elkins, 1933
Dave Eller, 1957
Roosevelt Ellerbe, 1963
F.A. Elliott, 1909
Tom Elliott, 1968-69
Gary Ellis, 1960-61-62
James Elmore, 1996-97-98-99
W.D. Elwood, 1904
Bob Engebretson, 1964
Dennis Engel, 1976-77
Jon English, 1981-82
Scott English, 1991
Carson Epps, 2015-16-17-18
Jack Erickson, 1952
Clyde Erskine, 1916
Louie Ervin, 1991-92
Alex Espinoza, 1984-85-86
Dennis Esselmann, 1965-66-67
Arden Esslinger, 1958-59-60
Clair Ethington, 1940-41-46
Bob Ettinger, 1942
Sam Etzel, 1931
Bob Evans, 1964-65-66
Harold Evans, 1916
John L. Evans, 1914-15
Seymour Evans, 1916
W.T. Evans, 1914
Elve Everage, 1970
Willie Everett, 1984-85
Vince Ewald, 2012

F

John Falter, 1955-56-57
W.H. Farner, 1914
Ed Farni, 1945-46
Tom Farniok, 2011-12-13-14
Andrew Farrell, 1932
Jack Fathauer, 1943-44-45-46
Ev Faunce, 1945
Ray Fauser, 1958
Oliver Fay, 1898
Burt Fayram, 1925
Drake, Ferch, 2013-14
Don Ferguson, 1947-48-49
Ernest Ferguson, 2008
Travis Ferguson, 2008
Tom Ferrebee, 1958-59
Nick Fett, 2015-16
Jerry Fiat, 1967-68-69
Brian Fiekema, 1965-66-67
Jerry Finley, 1954
B.J. "Bugs" Firkins, 1916
Austin Fischer, 2014
Doug Fischer, 1980-81-82-83
Karl Fischer, 1927
Ben Fisher, 2013
Bob Fisher, 1924-25-26
F.D. Fisher, 1917
Paul Fisher, 2006
Scott Fisher, 2005-06
Mike Fitzgerald, 1958-59-60
Kevin Fleecs, 1994-95
Bruce Fling, 1973
Qujuan Floyd, 2014
Austin Flynn, 2003-04-05-06
Vernon Foell, 1917
Bill Fogarty, 1957
Mark Foley, 1987-88
Ron Fontana, 1957
Mike Fontanini, 1969-71
Gerry Forge, 1973-74
Anthony Forrest, 2001-02
Jim Foster, 1961
John Foster, 1915
Sean Foster, 2017-18-20-21
Howard Foy, 1944
Jim Foy, 1945-48
W. H. Frakes, 1916
Chris Francis, 2015-16-17-18
Rick Frank, 1985-86
Collin Franklin, 2008-09-10
Wallace Franklin, 2007
Gary Fraser, 1969
F.C. French, 1895-96
Beau Freyler, 2021
Nate Frere, 2006-07-08-09
Nick Frere, 2007-08
George Friedl, 1947-48-49
John Fritsch, 1973-74-75
Henry Fritzel, 1899
Wes Fuchs, 1949
Ed Fuller, 1939
Kevin Fulton, 1991-92-93-94
Robert Fulton, 1909
R.A. Furrows, 1905
Sherman Fyles, 1903-05

G

Larry Gaffin, 1968
Ray Gahone, 1971
Jerry Gair, 2004
Ray Galbraith, 1924-25-27
George Gallagher, 1943-44-45
Jacob Gannon, 2011-12-13-14
Mike Gannon, 1978
Danny Gantt, 1983-84-85
Frank Garcia, 2002
Robby Garcia, 2014-16-17
Dwight M. Garner, 1932-33-34
Fred Garrin, 2007-08-09
Artis Garris, 1992-93-94
Morrison Garth, 1913
Lou Gartner, 1958-59-60
Albert Gary, 2011-12-13
George Gast, 1941-42-43
R.E. Gaylor, 1919
Garlon Gaylord, 1921
Doran Geise, 1981-82
Pierre Gelinas, 1974-75
Bill George, 1923
Jeremiah George, 2010-11-12-13
Pete Gerdom, 1970
Ryan Gerke, 1998-99
Bert German, 1895
Jared Gescheidler, 2019
Damian Gibson, 1995-96-97-98
Dennis Gibson, 1983-84-85-86
Gale Gibson, 1956-57-58
Alex Giffords, 1979-80-81-82



Alex Espinoza

ALL-TIME LETTERMEN

Rocky Gillis, 1978-80-81-82
Willie Gillis, 1972-73
Dwayne Gilyard, 1981-82-83
Durrell Givens, 2011-12
Duncan Glab, 1938
Greg Gloede, 1987-88-89
John Glotfelty, 1987-88-89-90
Mike Gnade, 1973-74-75
Tom Goedjen, 1972-73-74
Pete Goeser, 1957-58-59
Joe Goldberg, 1938
Melvin "Bud" Goltry, 1946
Carl Gomez, 1997-98-99-00
Kelly Goodburn, 1982
Julian Good-Jones, 2016-17-18-19
Dan Goodwin, 1979
Malcolm Goodwin, 1990-91-92
Matt Goodwin, 1989-92
Brandon Goodyk, 1994
Bob Graham, 2012
Jim Graham, 1925
M.L. Graham, 1907-08
Tom Graham, 1959-61
Jason Grant, 1996
Jatairis Grant, 2017-18-19
Walter Grant, 1978-79
Bruce Grasser, 1961-62-63
John Graveno, 1933
Don Graves, 1966-67
Doug Graves, 1938-39-40
Roy Gray, 1909
Daman Green, 1996-97
Dexter Green, 1975-76-77-78
Eddy Green, 1948-49-50
King Green, 1982
Bill Greene, 1908
Conner Greene, 2018-19
Reece "Pinky" Greene, 1922
Tony Greene, 1981-82
J.M. Greenfield, 1917
Karl Greenlee, 1923
Dave Greenwood, 1974-75-76
Don Greenwood, 1972-73
J. E. Greer, 1922
Dick Grefe, 1931-32-33
Don Grefe, 1932-35
Derek Greiner, 2021
Josh Griebahn, 2006-07
C.J. Griffith, 1899
John Griffith, 1947-48
John Griglione, 1968-69-70
Lynn Grimes, 1925-26
Al Grissinger, 1976-77-78
Don Griswold, 1938-39-40
Damien Groce, 1998-99
Bill Gross, 1908-09
Greg Grove, 1974-75-76
Matt Grubb, 1989-90-91
Tom Grundman, 1947-48-49
Connor Guess, 2020-21
Roger Guge, 1968
Rodney Guggenheim, 1993-94-95
Clarence Gustine, 1935-36
Russell Gute, 1934-35
Zach Guyer, 2011
N.F. Guylowl, 1921

H

Bobby Hackett, 1985
L.M. Hadley, 1918-19
C.F. Hagle, 1912
Webb Halbert, 1947-48
Ron Halda, 1964-65
Scott Hale, 1973-74-75
Breece Hall, 2019-20-21
Daryl Hall, 1993-94
Ted Hall, 1966-68
Vernon Hall, 1925-26-27
Mitch Hallett, 1974
Marquis Hamilton, 2006-07-08-09
Kevin Hamlin, 2010
M.J. Hammer, 1895-98
Kurt Hammerschmidt, 2010-11-12
Deshawn Hanika, 2020-21
Wurdette Hanna, 1936
Larry Hannahs, 1961-62-63
Cory Hannen, 1998-99-00-01
Dan Hanover, 1976
Jeff Hansel, 1986
Jack Hansen, 1955-57
Mike Hansen, 1995
Scott Hansen, 1977
G.D. Hanson, 1917
Richard Hanson, 1983-84
Mel Happe, 1939-40
Ray Hardee, 1975-76-77-78
Buddy Hardeman, 1973-75-76
Bob Harden, 1956-57-58
Weylan Harding, 1991-92-93
Mitchell Harger, 2014-15-16
Nick Harklau, 2007-08
Ryan Harklau, 1997-98-99-00
Howard Harlan, 1933-34
Ray Harm, 1969-70-71
Sam Harms, 2016-17
Tyler Harmeyer, 2014
Brandon Harris, 2014-15
Ike Harris, 1971-72-73
Jason Harris, 2006-07-08
Jordan Harris, 2015
Justin Harris, 2006
Marc Harris, 1993-94-95-96
Mike Harris, 1980
P.J. Harris, 2013-14
Rodney Harris, 1986-88
Willie Harris, 1969-70
Dan Harrison, 1936
Maurice Harrison, 1914-16
Kevin Hart, 1976-77
E.C. Harte, 1909-10-11
Ben Harvey, 1991-92-93
Ray Harvey, 1984
Willie Harvey, 2015-16-17-18
George Harville, 1942
Koby Hathcock, 2020-21
John Hauck, 1945
Scott Haughton, 2008-09
Walter Haugo, 1944
Tony Hawkins, 1974-75-76
Jace Hawley, 2011-12
Casey Hayes, 1985-86
Ike Hayes, 1933-34-35
Claude Hays, 1941
Reggie Hayward, 1997-98-99-00
Ennis Haywood, 1998-99-00-01
V.A. "Chick" Heater, 1916-17-18
Jerome Heavens, 1997
A.N. Heggen, 1908-09
John Heggen, 1939-40-41
George Heick, 1951-52
Charles Heidel, 1944
Charles Heileman, 1936-37-38
Nick Hein, 2000
Howard Heinrich, 1956
Byron Heitz, 1994-95
Darrell Helgens, 1957
H.K. Helseth, 1916
Keith Hemingway, 1951-52
James Henderson, 1995
Joe Henderson, 1985-86-87-88
Tracy Henderson, 1982-83-84
Lance Henkel, 1991
C.A. Henninger, 1904-05-06
Frank Henninger, 1910-11
Pat Henricksen, 1978
Ray Henteges, 1922
Chris Hentges, 1986-87-88
Bob Herman, 1974
Carl Herman, 1917
Bill Herren, 1977-79
George Hess, 1950-51
David Heyn, 1984-86-87-88
Do Hibbs, 1918-19-20
LaMarcus Hicks, 2004-05
Hayworth Hicks, 2008-2010-11
Stevie Hicks, 2003-04-05-06
Otis Higgins, 1920-21
Terrance Highsmith, 2005
Tom Hilden, 1968-70
Barry Hill, 1972-73-74
Charles Hill, 1923-24-25
Lamont Hill, 1990-91-92-93
Phil Hill, 1956-57-58
Sanford Hill, 1927
Arthur Hinderman, 1918-19
Dick Hiserodt, 1945
Gilbert Hitch, 1929
Stan Hixon, 1976-77-78
Daryl Hobbs, 1953-55
Ellis Hobbs, 2001-02-03-04
Darryl Hobson, 1979-80-81-82
Sam Holden, 2002
Van Hollaway, 1971-72
Jim Hollingsworth, 1921
Duran Hollis, 2011
Dean Hollrah, 1977
Allen Holman, 1926
Earl A. Holmes, 1913-15
Larry Holton, 1966-67-69
Alan Hood, 1983-84-85
Charles Hood, 1930
Frank Hood, 1933-34
Dave Hoover, 1961-62-63
Dave Hoppmann, 1960-61-62
Mike Horacek, 1993-94-95
Brandon Horbach, 2014
Aaron Horne, 2011-12
Aric Horne, 2020
Vince Horras, 2018
Wayne Horras, 1952-53-54
Anthony Hoskins, 1986-87-88
H.S. Hough, 1910
Don Houser, 1952-53
Dick Howard, 1943-44-45-46
Marcel Howard, 1998-99-00-01
Ricky Howard, 2012
Nick Howe, 2007
Rick Howe, 1972-73-74
Howard Howell, 1983
Larry Howes, 1937
Homer Hubbard, 1905-06-07-08
Kevin Hudson, 1995-96-97
Robert Hudson, 2019-20
Jarrod Hufford, 2021
Dick Hufman, 1945
Rocky Hugee, 1978
Brandon Hughes, 1990-91-92-93
Eric Huhndorf, 1984-85-86



Stan Hixon

Matt Hulbert, 2007-08
Jake Hummel, 2017-18-19-20-21
Brandon Hunley, 2005-06-07-08
D.A. Hunt, 1910-11-12
Larry Hunt, 1971-72-73
Kent Hunter, 1986
R.L. "Buck" Hurst, 1910-11-12
Chase Hurtig, 2009
Mark Huston, 1972-73-74
Rodney Hutchins, 1980-81-83
Xavier Hutchinson, 2020-21

I

T.J. Iles, 1913
Ivan Impson, 1930-31-32
Michael Ingram, 1980
Terry Ingram, 1956-57-58
Webster Intermill, 1930
Harold Ireland, 1943
David Irving, 2011-12-13
Klarence Isler, 1975
Tim Iversen, 1983-84-85

J

Andrew Jackson, 1985-86
Daniel Jackson, 2021
DeAndre Jackson, 2003-04-05-06
Hez Jackson, 1996-99
Joe Jackson, 1983-84
Kendell Jackson, 2020-21
Michael Jackson, 1998
Cal Jacobs, 1976-78-80
Jason Jacobs, 1982-83
Bob Jacobson, 1949-50-51
Steve Jacobsen, 1969-70-72
Harry Jager, 1917
Josh Jahlas, 2014-15-16
Jerry Jaksich, 1973-74-75-76
Kenneth James, 1979
Ladislus Janda, 1916-19
Darrell Jansonius, 1970
Steele Jantz, 2011-12
Paul Jarrett, 2001
Brett Jarvis, 2005
Vince Jasper, 1984-85-86
Ramsey Jay, 1973-74
Robert Jeanson, 1904-06-07
Tim Jeffries, 1968-69
Donnie Jennert, 2010
Tim Jennings, 1992
Bill Jensen, 1951-55
Bob Jensen, 1945-46-47
Brandon Jensen, 2011-12-13-14
Howard Jensen, 1949-50
Mike Jensen, 1980-81
Joel Jenson, 1979-80
George Jessen, 1979-80-81-82
Jim Jessen, 1947-48
Tony Johann, 1983
Ed John, 1913-14-15
Al Johnson, 1976-78-79
Anthony Johnson Jr., 2018-19-20-21
Bailey Johnson, 2007-09-10
Brandon Johnson, 2007-08
Brian Johnson, 1977-78-79
Bruce Johnson, 1945
Cephus Johnson, 2002-03-04-05
Dan Johnson, 1980-81
Dwayne Johnson, 2002
Harry Johnson, 1927-28-29
Harvey "Jock" Johnson, 1968-69-70
J.V. Johnson, 1919
Jamahl Johnson, 2016-17-18-19
Josh Johnson, 2018
Leonard Johnson, 2008-09-10-11
Lyell Johnson, 1916-17
Mike Johnson, 2016
Nick Johnson, 1959
Randono Johnson, 1988
Russell Johnson, 1993-94
Sedrick Johnson, 2008-09-10
Shontrelle Johnson, 2010-11-12-13
Steve Johnson, 1977-78
Steve Johnson, 2006-07
Stevie Johnson, 2000
Ted Johnson Jr., 1990
Tiray Johnson, 2001
Wendell Johnson, 1932
Judge Johnston, 1987-88-89
W.D. Johnston, 1907-09
D.C. Jones, 1914-15-16
Deshaunte Jones, 2016-17-18-19
Ed Jones, 1914-15-16
Edwin Jones, 1987
Fred Jones, 1967-68-69
Houston Jones, 2007-08-09
Jarnor Jones, 2015-16
Jeff Jones, 1973-74-75
John Jones, 1904-05-06
Marshall Jones, 1920
Ray Jones, 1914
Willie Jones, 1971-72-73
Martin Jordan, 1928
F.F. Jorgenson, 1901
Nathan Jorgenson, 1997
Ted Jornov, 1971-72-73
Dick Joslyn, 1944
Willie Judd, 2000-01
Noah Juergensen, 2020
Chris Juhl, 1910-11

K

Steve Karber, 1968-69-70
Arthur Karr, 1915
Tom Karr, 1972-73
Dick Kasperek, 1963-65
Preston Kaufman, 2008-09-10
Lance Keller, 1991
Andrew Kelley, 2000
Brett Kellogg, 2003-04
John Kelly, 1969-71
Kyle Kempt, 2017-18
Earnest Kennedy, 1963-64-65
Pat Kennedy, 1976-77-78
Ken Keough, 1944
Doug Keown, 1971-72
Carl Kern, 1928-29
Carl Kessle, 1922
Lynn Kettleson, 1964
James Key, 1981
Randy Kidd, 1961-62-63
Ed Kimbrough, 1964
Jeff Kincart, 1980
Ben King, 1966-67-68
Charles King, 1938
Gary King, 1965-66
Kip King, 1995-96-97-98
Ray King, 1973-74-75
Kym-Mani King, 2019-20
Elmer Kingery, 1925-26
Nile Kinnick Sr., 1913-14
Mike Kirar, 1967-68-69
Bob Kirkpatrick, 1939-40-41
Everett Kischer, 1936-37-38
Tom Kiska, 1986
A.J. Klein, 2009-10-11-12
Joseph Klerekoper, 2008
Ray Klootwyk, 1946-47-48
Bill Klug, 1926
Cory Kluver, 1996-97-98
Mike Knapp, 2008
Dan Kneller, 1971-72-73
Mark Kness, 1977
Kemp Knighten, 1996-97-98
Josh Knipfel, 2017-18-19
Kyle Knock, 1999-00-01-02
Werner Knoop, 1924
Carl Knop, 1944-47
Jake Knott, 2009-10-11-12
Jim Knott, 1991-92-93-94
Luke Knott, 2013-14-15
A.B. Knox, 1905
A.R. Knox, 1908
Jim Knuth, 1979-80-82
Randy Koch, 1975-76-78
Ryan Kock, 2003-04-05-06
John Koen, 1930
Jamie Kohl, 1995-96-97-98
Andy Kohler, 2002-04
Tim Kohn, 1993-94-95-96
Carter Kokjer, 1943-44-46
Charlie Kolar, 2018-19-20-21
John Kolar, 2019
Scott Kollman, 1975-76-77
Mark Konopka, 1992-93-95
Paul Konrad, 1973
Harold Kornbaum, 1950
Kip Koski, 1964-66
Brent Kouba, 1991-92
Gene Kowalski, 1952-53
J.H. Kraft, 1909
Merv Krakau, 1970-71-72
Holden Kramer, 2014-15
Harry Kraus, 1944-46
H.R. Kreger, 1894
Ed Krekow, 1927-28
Keith Krepfle, 1971-72-73
Todd Krieger, 1983-84
Austin Krick, 2013
Wilbur Kroeger, 1934
Nick Kron, 2012-13
Milton Kubicek, 1928
Daniel Kuehl, 2010
Matt Kuhns, 1990
John Kulp, 1928
Ernest Kun, 1963-64
Dennis Kushlak, 1965
Tayvonn Kyle, 2019-20-21

L

Cleyon Laing, 2010-11-12
Jamison Lalk, 2012-13-14
Ben Lamaak, 2007-08-09-10
E.W. Lambert, 1906-07-08
Guy Lambert, 1907-08
Jeff Lambert, 1983-85
Mike Lamberto, 1966-67-68
Prentis Lamont, 1958
Ray Lampman, 1907
Bob Lamson, 1926-27
Chuck Lamson, 1958
Johnnie Lang, 2018-19-20
Jean Lange, 1939-40-41
Joel Lanning, 2015-16-17
Bill Larkin, 1975
Mike Larsen, 1975
Bryan Larson, 2017
C.H. Larson, 1923
Craig Larson, 1958
Elmer Larson, 1928
Eugene Larson, 1924
Jim Lary, 1956-57
G.M. LaSourd, 1909
B.J. Lattimer, 1911
Jake Lattimer, 2010-11
Chuck Latting, 1956-57
Clarence Laubenfels, 1917
Louis Laughlin, 1920-22



Allen Lazard

ALL-TIME LETTERMEN

Dean Laun, 1946-47-48-49
Don Laun, 1946-48-50
Perry Laures, 1984-85
F.W. Law, 1907-08
Brett Lawrence, 1983-84-85-86
Damein Lawry, 2014
Allen Lazard, 2014-15-16-17
Anthony Lazard, 2015-16
Kevin Lazard, 1990-91-93
Jeff Leaders, 1986
Andy Leaders, 2004
Mike Leaders, 1977-78-79
Nick Leaders, 2002-03-04-05
Mickey Leafblad, 1976-77-79
Frankie Leaks, 1981-82
Bobby Leath, 2015
Bill Lechtenberg, 1939-40
Bob Lechtenberg, 1940-42
Andre Lee, 1996-97-98
Isaiah Lee, 2020-21
Darius Lee-Campbell, 2016
Devin Lemke, 2013
Greg Lempke, 1978
Robert Lendino, 1988
Doug Lenth, 1973-75
Josh Lenz, 2009-10-11-12
Matt Leo, 2018-19
Tyler Leo, 2011
Les Leonard, 1975
Alex Leslie, 2014
John Less, 1978-79-80
Jack Lessin, 1951-52-53
Marcus Lester, 1986
Kurt Levetzow, 1995-96-97
Curtis Levingston, 1983
Braxton Lewis, 2016-17-18-19
Cal Lewis, 1965-66-67
Clarence Lewis, 1895
Henry Lewis, 1971-72-73
LaVerne Lewis, 1939-40-41
Robert Lewis, 1998-99
Kyle Lichtenberg, 2010-11-12-13
Magnus Lichter, 1932-33
Keevin Ligons, 1978
Marc Lillibridge, 1992-93-94
Ray Lima, 2017-18-19
Dick Limerick, 1961-62-63
F.S. Linbach, 1920
Mike Lincavage, 1993-94-95-96
Harry Lindblom, 1926-27-28
Nick Linder, 2001-02-03
Larry Lindgren, 1945
F.B. Lingenfelter, 1920-21
Jeff Lingren, 1978-79
Herb Linn, 1975
Cedric Linwood, 1991-93-94
Greg Liter, 1983-84-85-86
Gary Little, 1972
Steve Little, 1981-82-83-84
Royal Lohry, 1940-41-42
Jarrett Lollis, 1998-99
William Lomax, 1927
Ray Lombard, 1907
Steve Loney, 1973
Darren Longshore, 1981-82
Roy Longstreet, 1922-23-24
Tom Lorenz, 1968-69-70
Donn Lorenzen, 1954-55
Jerry Lorenzen, 1979-80-81-82
Ralph Losee, 1956-57-58
Ben Loth, 2013
Dean Loucks, 1917
Lloyd Lounsbury, 1929
Cris Love, 2003-04
Earl Lowe, 1921
Clint Loy, 1979
Jeremy Loyd, 2001-02
Vernon Loyd, 1934
Jim Luebbers, 1982-83-84-85
Wayne Lueders, 1963-64-65
Gabe Luna, 2016
Fred Lutjens, 1927-28
Brian Lutter, 2004
Gary Lutz, 1953-54
Glenn Luymes, 1948
Fred Lyford, 1895
Jason Lyftogt, 1999-00-01
Chris Lyle, 2007-08-09
Wayne Lyles, 1974
Ken Lynn, 2013-14
R.A. Lyman, 1906
Jim Lyons, 1954-55

M

Ira Mabie, 1905
John Machado, 2006
Victor Mack, 1978-79-80
Norm Madson, 1943
Roosevelt Maggitt, 2009-10-12
Rick Magill, 1977
Craig Mahoney, 1987-88-89-90
Grant Mahoney, 2008-09-10-11
H.A. Maine, 1898-99
Mike Malloy, 1989-91
Dick Mann, 1951-52
Aaron Manning, 1985-86
Taylor Mansfield, 2008-09-10
Craig Manske, 1976
Duane Marcellus, 1960
Joe Marconi, 1970-71
Jim Marks, 1945
Larry Marquardt, 1971-72-73
Bill Marsau, 1996-97-98-99
Leo Marshall, 1958-59
Bill Martin, 1956-58
Bobby Martin, 1972
Charles Martin, 1956-58
Dan Martin, 1981-82-83
Dave Martin, 1986-87
Eric Martin, 1994
George Martin, 1932
Jalen Martin, 2017
Bob Martinson, 1970-71-72
Terry Martinson, 1972-73
Tom Mason, 1974-75
W.D. Mason, 1899
Bob Matey, 1969-70-71
Bob Matheson, 1950-51-52
Floyd Mattison, 2011
Homer Mattison, 1913-14
Mark Matuscak, 1984
George Maurer, 1964-65-66
Channon Mawdsley, 1984-85-86
Elmer May, 1953-54
Dave Mayberry, 1965-66-67
Frank Mayer, 1923-24-25
Antonio Mays, 1996
Anthony Mayze, 1984-85
J.M. McAvinchey, 1921
Dan McAvoy, 1968
Jon McCarthy, 1974
Jim McCaulley, 1954-55
Larry McCaulley, 1978-79
E.G. McClere, 1899
Todd McClish, 1991-92
Ed McCoy, 1909-10
Bill McCue, 1981-82-83-84
Dave McCurry, 1970-71-72
Herb McDermott, 1949-50-54
Craig McDonald, 2021
Dennis McDonald, 1969-70-71
Roy McDonald, 1910-11-12
Will McDonald IV, 2019-20-21
Everett McDonnell, 1914
Jake McDonough, 2010-11-12
Shamus McDonough, 1979-80-81-82
Devin McDowell, 2007-08
Ralph McElhinney, 1904-05-06-07
Dick McFarland, 1917
Ron McFarland, 1973-74-75-77
Jerry McGlynn, 1948-49-50
John McGonegle, 1962
LaVerne McGraw, 1940-41-42
M.W. McGuire, 1918
Azel McIlrath, 1919
Tyrone McKenzie, 2006
E.G. McKibbon, 1920
John McKillop, 1971-72-73
Harold McKinley, 1913-14-15
Mike McKnight, 1999-00
E.M. McLaughlin, 1894
Bobby McMillen, 2017-19
James McMillion, 1989-91-92-93
H.L. McRoberts, 1910
Gilbert McQuern, 1932
Cliff McTaggert, 1920
Randy Means, 1969-70
Nate Mechaelsen, 2007
Greg Meckstroth, 1978
Ralph Meckstroth, 1978
Brett Medders, 2014
Howard Medin, 1939
Bryce Meeker, 2016-17-18-19
Royal Meeker, 1895-96-97
Alton Meeks, 2014
Chris Mehring, 2007
John Meis, 1977-78
Bill Melham, 1920
Bob Meling, 1956
Mel Meling, 1949-50-51
Bob Mellgren, 1951-52
E.A. Mellinger, 1895
Collin Menard, 2002-03
Euseph Messiah, 2007-08
Don Metcalf, 1956-57
Andrew Mevis, 2021
Bret Meyer, 2004-05-06-07
Jim Meyer, 1979-80-81-82
Robert Meyer, 1955
Chuck Meyers, 1980-81-82-83
Joe Meyers, 1895
Mitchell Meyers, 2013-14-16
Ivory Mhoon, 1993-94
B.O. Mickelson, 1939-40
D.J. Miller Jr., 2019-20-21
Harold Miller, 1933-34-35
Jevohn Miller, 2011-12-13-14
John Miller, 1926-27
Merritt Miller, 1940
Rich Miller, 1978-79-80-81
Sherman Miller, 1972-73-74
Todd Miller, 1990-92-93
Todd Miller, 2002-03-04
Tom Miller, 1976
Tyler Miller, 2021
Brian Mills, 2014-15-16
M.A. Mills, 1905
Dan Milner, 1990-91-92
Tarique Milton, 2018-19-20-21
Robbie Minor, 1983-84-86
Ben Mitchell, 1986-87-88
Dick Mitchell, 1935
Drew Mitchell, 2010
Jack Mitchell, 1996
Les Mitchell, 1970-72
Re-al Mitchell, 2019
Byron Moad, 1913
Jim Moeller, 1960
John Moen, 1930
Bob Montgomery, 2000-01-02-03
David Montgomery, 2016-17-18
D'Vario Montgomery, 2014-15
Jamaul Montgomery, 2000-01-02-03
Larry Montre, 1960-61-62
Bob Moody, 1938-39
Barry Moore, 1981-82-83-84
Chris Moore, 1985-86-87
Jedd Moore, 2000
Kelvin Moore, 1995
Moses Moore, 1971-72-73
Rich Moore, 1987-88
Troy Moore, 1988-89-90
Shawn Moorehead, 2004-05-06
Reggie Moorer, 1999
Erhard Moosman, 1952-53
C.J. Morgan, 2011-12
Jordyn Morgan, 2021
Paul Morin, 1937-38
Cory Morrissey, 2012-13-14
Jim Morrison, 1920-21
Jim Morse, 1997-98-99
Bernard Mortensen, 1943
John A Mortimer, 1952
John R. Mortimer, 1961-62-63
Ed Morton, 1974
Matt Morton, 2009-10-11-12
Andrew Moser, 1999-01
Nik Moser, 2002-03-04-05
Jerry Moses, 1972-73
Jerry Moses Jr., 1998-99-00
Milan Moses, 2004-05-06-07
Durwood "Dury" Moss, 1914-15
Al Moton, 1977-78
Jim Mraz, 1971

Ernest Muehler, 1938
Chuck Muelhaupt, 1954-55-56
Josh Mueller, 2017
Patrick Mulcahy, 2011
Willie Muldrew, 1966-67-68
Greg Mulhall, 1970-71-72
R.G. Mullen, 1914
Dick Muller, 1969
Dave Munger, 1956-57-58
Geary Murdock, 1970-71-72
Marchie Murdock, 2016-17
J.L. Murphy, 1908
John Murphy, 1954-55-56
Benn Musgrave, 1980-81-82-83
Chris Mussman, 1987-88-89-90
T.J. Mutcherson, 2013-14
Tendai Muyengwa, 1994
Bill Myers, 1947-48-49
Doug Myers, 1982-83
Jim Myers, 1948

N

Clarence Nagel, 1912-14
Gordon Nagel, 1929-30-31
Sheldon Napastuk, 1993-94-95-96
Brayden Narveson, 2019
Eric Nasstrom, 1990-91
W.L. "Spike" Nave, 1923-24
Adam "Jud" Neal, 1917-19
Brian Neal, 1977-78-80-81
Patrick Neal, 2008-09-10-11
Tom Neal, 1934-35-36
DeVondrick Nealy, 2012-13-14
Kenny Neil, 1977-78-80-81
Arthur Nelson, 1917
Bervin Nelson, 1954
Jay Nelson, 1983
Jim Nelson, 1977
Karl Nelson, 1979-80-81-82
L.A. "Bat" Nelson, 1906-07-08
Mort Nelson, 1950
Rony Nelson, 2011-12
Scott Nelson, 1981-82-83
Truman Nelson, 1929-30
Cole Netten, 2013-14-15-16
Drake Nettles, 2020
Colin Newell, 2018-19-20-21
Harry Neyenesch, 1922-23
Dwight Nichols, 1957-58-59
Floyd Nichols, 1930
T.E. Nichols, 1902
Walter Nickel, 2005-06
Sylvester Nickerson, 1986-87-88
Dick Niemann, 1982
Tim Niggeling, 1984
Jim Nissen, 1978-79-80
Matt Nitchie, 1990-91-93-94
Joe Noble, 1943-44
Jaylin Noel, 2021
Zeb Noland, 2017
Frank Nolte, 1929-30-31
Dean Norman, 1948-49
Ron Norman, 1942-46-47
Graston Norris, 1993-94-95-96
Reggan Northrup, 2015-16-17-18
Harold Nowlin, 1920-21
Kene Nwangwu, 2016-18-19-20

O

Bret Oberg, 1988-89
Marv Oberg, 1934
Mike O'Brien, 1996-97
Dustin Ochs, 2002
Mike O'Connell, 2007-08-09-10
Eddie Ogamba, 2020
Duane Ohrt, 1974
Herb Ohrt, 1932
Bryan Ollie, 2000-01-02-03
Brent Olsen, 1992
Bob Olson, 1950-51
Collin Olson, 2018-19
Dana Omer, 1947-48-49
Oni Omolie, 2013-14
James O'Neal, 1997
Ron Onopa, 1963
R.E. Orr, 1919
Dell Osborn, 1971-72-73
Merle Osborne, 1938-39-40
Ron Osborne, 1979-80-81-82
Kelechi Osemele, 2008-09-10-11
Jared Otto, 2003
Carl Ours, 1928
Rob Overton, 1973-74
Fred Owen, 1899
Garrett Owens, 2017
Larry Owens, 1940
Todd Oxley, 1985

P

Roscoe Packer, 1914-16
Peyton Paddock, 2019
Tom Padjen, 1973
Carl Paetz, 1944-45-46
Will Paige, 1916-19
Cyril Palm, 1922-24
Cloyce Palmer, 1952-53
Denny Palmer, 1954
Mike Palmer, 1969-70
Joe Palmisano, 1973-74-75
Steve Paris, 2002-03-04-05
Jacob Park, 2016-17
Foster Parker, 1897
Rashawn Parker, 2006-07-08-10
Joe Parmentier, 1995-96-97-98
Tom Parrish, 1962
Jason Parrott, 1998
Will Parsons, 1896
Win Parsons, 1895-96
Alan Patten, 1986-87-88
Sundiata Patterson, 1990-91-92
Dick Paukert, 1964-65
Lawrence Paulson, 1947-48-49
D'Andre Payne, 2016-17-18
Michael Payne, 1979-80
Bob Pearson, 1943
Terry Pearson, 1957
Brian Peavy, 2015-16-17-18
Chris Pedersen, 1989-90-91
Cole Pedersen, 2020
Gary Pedersen, 1988-90
Scott Pederson, 1977
Kory Pence, 2002-04-05
Chuck Penn, 1973
Alex Perez, 1959
Duke Perfect, 1997
Wayne Perr, 1967
A.C. Perrin, 1904
Lenzy Perrine, 1974-75-76
Tom Perticone, 1976-77-78
Levi Peters, 2013-14-15
Joey Petersen, 2021
Luke Petersen, 1997
Troy Petersen, 1991-92-93-94
Tyler Petersen, 2011
Zach Petersen, 2018-19-20-21
Blake Peterson, 2021
Carl Peterson, 1928
Stan Peterson, 1943
Rich Petrovich, 1993
Gerry Petsch, 1974-76
La'Michael Pettway, 2019
F.H. Pfautz, 1912
John Pflum, 1945
Hans Pfund, 1911-12
Gene Phelps, 1944-45
Jaypee Philbert, 2015
DeAndre Phillips, 2000-01
Henry Philmon, 1953-54-55
F.A. Pielsticker, 1903
Bob Pierson, 1943
Dale Pierson, 2014
Ken Pigott, 1964
M.A. Piper, 1917
Dave Pittman, 1970-71-72
Greg Pittman, 1975
Milon Pitts, 1985-86
L.W. Plager, 1906
Bill Plantan, 1952-53
Adam Ploog, 1998
Ron Pohl, 1956-57-58
Andrius Poncius, 1956-57
Fred Poole, 1934-35-36
Don Poprilo, 1984-85
Darien Porter, 2020-21
Mike Posey, 1983-84
Dan Potempa, 1998
John Pottebaum, 1948
Jimmy Potter, 1974
Tom Potter, 1968-69-71
Harold Potts, 1954-55
Henry Poullard, 2002-04
Frank Powell, 1956-57
Lester Powell, 1913
Jamarcus Powers, 1998-00
Steve Powers, 1968-69
Tom Powers, 1972-73-74
Carroll Preston, 1944
Guy Preston, 1974-75-77-78
Carl Proto, 1960-61-62
Angelo Provenza, 1994-95
Ron Puettman, 1992
Chandler Pulvermacher, 2019
Ed Pundt, 1966-67
Myles Purchase, 2021
Brock Purdy, 2018-19-20-21
Matt Purvis, 2006-07
Jim Pusch, 1945
Jason Putz, 1993-94-95

Q

Brian Quarrie, 1970
John Quinn, 1977-79-80-81

R

Tom Radke, 1995-96-97
Doug Ragaller, 1992-93-94
David Rahe, 2005-06
Matt Rahfaldt, 1994-95-96-97
Andrae Rainey, 2001
Sam Ramensofsky, 1963-64-65
Joey Ramos, 2019-20-21
Howard Ramsey, 1919
Tom Randall, 1974-75-76-77
Jim Randolph, 1975



Dennis Ross

ALL-TIME LETTERMEN

Josh Rank, 1998
James Ransom, 1979-80-81-82
John Rasmess, 1923-24-25
Ned Rasmussen, 1980-81-82
Larry Ratigan, 1988-89-90-91
Josh Raven, 2007-08-09
Jim Rawley, 1951-52-53
Charles Rawn, 1942
James Reed, 1997-98-99-00
Ralph Reese, 1944
J.J. Reeve, 1910
Lew Reeve, 1912-13-14-15
Jeremy Reeves, 2009-10-11-12
Brian Reffner, 1985-86
Matt Rehberg, 1987-89-90-91
Ted Reimer, 1967-68
Bruce Reimers, 1979-81-82-83
Jake Remsburg, 2020-21
Steve Renfrow, 1987
Greg Rensink, 1977
Phil Reppert, 1906-07-08
Gordon Reupke, 1936-37-38
Darius Reynolds, 2009-10-11
Preston Rhamy, 1994-95-96-97
Jake Rhoads, 2015
Dan Rice, 1952-53
S.O. Rice, 1895
Tom Rice, 1894
Randy Richards, 1983-84-85-87
Steve Richards, 1968
Bob Richardson, 1970-71
Jamaal Richardson, 2016
Sam B. Richardson (QB), 2012-13-14-15
Sam D. Richardson (DB), 2012-13-14-15
Cliff Rick, 1958-59-60
Scott Rickard, 1999-00
A.L. Rickert, 1957
Parker Rickert, 2020
Paul Ridder, 1972-73
Jim Riding, 1944-45-46
Lester Ridley, 1991-92
I.S. "Zeke" Riggs, 1920-22
Horace Ringheim, 1909-10-11
Fred Rippel, 1955-56
Joe Rivera, 2018-19-20
Tom Roach, 1978-79-80-81
Guy Roberts, 1899
Guy T. Roberts, 1922-23-24
H.L. Roberts, 1910
Hugh Roberts, 1936
Lawrence Roberts, 1991
Mike Roberts, 1983-84-85
Marcus Robertson, 1987-88-89-90
Matt Robertson, 2003-04-05
Shane Robertson, 1991-92
Tucker Robertson, 2018-19-20-21
Alexander Robinson, 2007-08-09-10
Dan Robinson, 1967-68
Doug Robinson, 1965-66-67
Willie Robinson, 1965-66
Bill Robitaille, 1959
Otis Rodgers, 1975-76
Terron Rodgers, 1980-81
Hiram Roe, 1932-33
Orrie Roe, 1927-29
Clarence "Buck" Rogers, 1934
Charlie Rogers, 2013
Glover Rogers, 1974-75-76
Grant Rohach, 2013-14
Bob Rohwedder, 1951-52-53
Harley Rollinger, 1945-46-47
Tom Roloson, 1976
David Rom, 1977
Michael Romey, 2011
V.H. Rompel, 1920
Mike Rose, 2018-19-20-21
Sage Rosenfels, 1997-98-99-00
Dennis Ross, 1985-86-87-88
Oliver Ross, 1997
Zach Ross, 2021
James Roster, 1951
Mark Rothacker, 1948-49-50
Andre Roundtree, 1973-74
Matt Rouse, 1989-90-91-92
Gene Rowell, 1976
Dale Rowley, 1992-93-94-95
Ahtyba Rubin, 2006-07
Terry Rubley, 1977-78-79
Carl Rudi, 1927-28
Stephen Ruempolhamer, 2008-09-10-11
Rudy Ruffolo, 1995-96-97
Justin Rumple, 2008-09
Jim Ruprecht, 1979-80
Adam Runk, 1998-99-00-01
Jared Rus, 2020-21
Rowland Rushmore, 1935-36-37
Rod Rust, 1947-48
De'Monte Ruth, 2015-16-17-18
Hiawatha Rutland, 2000-01-02-03
Brandon Rutledge, 1996
I.C. Rutledge, 1907-08
R.L. Rutledge, 1910-11
Maurice Ryan, 1941-42
Trever Ryen, 2015-16-17
Matt Rysavy, 1995-96-97

S

Craig Sabatini, 1972
Erwin Sadanowiz, 1959
Cecil Saddoris, 1931
Brett Sadek, 1986-87
Evan Sage, 1923
Lee Sage, 1974
Mike Sakalas, 1994-96
Tom Salerno, 1968-69-70
Ted Sandberg, 1950
Ken Sandbloom, 1986
Clyde Sanders, 1998
Lyman Sanders, 1922-23
Tim Sanders, 1993-94-95
Clive Sands, 1975
Zac Sandvig, 2007-08-09-10
Adam Sansale, 2001
C.G. Saurberg, 1908
Jason Scales, 2004-06-07-08
Joe Scates, 2019-20
Dick Scesniak, 1959-60-61
Dick Schafroth, 1965-66
Ed Schafroth, 1931-32-33
Harold Schafroth, 1934-35-36
Charles "Bud" Schalk, 1941-42
K.W. Schalk, 1913
Louis Schalk, 1916-17-18
John Scheldrup, 1956
Matt Scherbring, 2003
Ed Schillmoeller, 1950-51-52
Ed Schlenker, 1927-28-29
Tom Schmeling, 2006-07
Derec Schmidgall, 2007-08-09
Harry Schmidt, 1922-23-24
Mal Schmidt, 1949-50-51
Eric Schmitz, 2002-03
Fred Schneider, 1946
Walt Schneiter, 1980-81
Maury Schnell, 1949-50-51
Bastian Schober, 2006
Jon Schnoor, 1990-91-92
George Schoel, 1942-46
Gerald Schoendfelder, 1957-59
William Scholty, 1899-01
Carl Scholz, 1919-20
Floyd Schooley, 1920-21
Greg Schoon, 1995-96-97
Keith Schrage, 1985-86
Landon Schrage, 2004-05
Larry Schreiber, 1961-62
Curt Schroeder, 2001
Keith Schroeder, 1969-70-71
Ben Schuler, 1901
Paul Schulte, 1988-89-90-91
Tom Schulting, 1986-87
Scott Schulz, 1991-92
Don Schulze, 1954
Jeremiah Schwartz, 2009
Mike Schwartz, 1976-77-78-79
Ron Schwartz, 1956
John Schweickert, 1956
Derek Schweiger, 2020-21
John Schweizer, 1970-71-72
Harold Schweppe, 1928
Patrick Scoggins, 2016
A.B. Scott, 1901
A. Floyd Scott, 1912
Anthony Scott, 1991-92-93-94
Cliff Scott, 1909-10
Walker Scott, 2006
Willie Scott, 2011-12-13
Jack Seabrooke, 1977-78-79-80
Bob Seabury, 1939-40-41
Brian Seda, 2016
Scott Seeliger, 1971
Kane Seeley, 2013-14-15-16
Kenny Segin, 2002-03-04
Don Seibold, 1942-43-46
Wayne Seibold, 1947-48
Marv Seiler, 1990-91-92
Bob Sennewald, 1951
Sam Seonbuchner, 2016-17-18
Matt Seres, 2020
Mark Settle, 1975-76-77
Gage Shaeffer, 2012-13
Mel Shanda, 1943
Mike Shane, 1987-88-89
Willis Shaner, 1950
E.P. Sharp, 1909
R.G. Shaum, 1895
Sean Shaw Jr., 2019-20-21
Ralph Shawhan, 1926
Norville Shearer, 1932
Terry Sheffey, 1985-86
Bill Shellabarger, 1972
Casey Shelton, 2001-02-03
Bill Sherman, 1927
Bob Shibley, 1952
Clarence Shiflet, 1944
Mike Shindelar, 1982-83
Reggie Shoemake, 1970-71
Harold Shoemaker, 1917
Burt Shoen, 1942
Cameron Shook, 2020
Jeff Shudak, 1987-88-89-90
Eddie Shufford, 1997
Clyde Shugart, 1937-38
Harold Shugart, 1947
Paul Shupe, 1951-52-56
Deon Silas, 2021
Darrell Simmons Jr., 2020-21
Henry Simon, 2011-12
Jeff Simonds, 1966-67-68
David Sims, 2009-10



Jack Seabrooke

Keith Sims, 1985-86-88-89
Herb Sindt, 1922
Chris Singleton, 2005-06-07-08
J.R. Singleton, 2021
Vernon Singleton, 1984
W.L. Sink, 1921
Doug Skartvedt, 1990-91-92-93
Paul Skartvedt, 1994-95-96
Vern Skripsky, 1968-69
Kyle Slifka, 2009
Nick Slobidsky, 2007-08
A.C. Sloss, 1911
John Sloss, 1915-16
Ryan Sloth, 1998-99-00
Bob Smith, 1929-30-31
Dick Smith, 1933
Donnie Smith, 1992
Forry Smith, 1974-75
G.A. Smith, 1899
Gerald Smith, 1931-32-33
Greg Smith, 1978-79
H.M. Smith, 1904-05
Harold Smith, 1922-23
Holloway Smith, 1926-27
James Smith, 2006-07-08-09
Jesse Smith, 2006-07-08-09
Jim Smith, 1950
John Smith, 1983-85-86-87
Johnny Smith III, 2000-01-02-03
Korey Smith, 2003-05
Kyle Smith, 2005
Sean Smith, 2008-10
Tom Smith, 1938-39-40
Tyson Smith, 2000-01-02-04
W.A. Smith, 1909-10
Dave Smoldt, 1981-83-84
Elwin Snell, 1935
Roy Snell, 1968-69
Lon Snook, 1967
Jim Snyder, 1922-23
Tony Sobers, 1978
Dylan Soehner, 2017-18-19-20
John Sokol, 1940
John Solomon, 1975-76-77
Jim Solus, 1978
Quinn Sonntag, 2016-17-18
Jon Soucek, 1966
Tom Southard, 1947-48
Mike Sparks, 1991-92-93-94
Oliver Sparks, 1955-56
Roger Spaulding, 1957
Maynard Spear, 1928-29-30
Marcel Spears, 2016-17-18-19
Ralph Spears, 1940
Zack Spears, 2011
Jon Spelman, 1959-61
Lee Spence, 1952
Chris Spencer, 1990-91-92
Al Spindler, 1945
Jack Spreen, 2014-15-16-17
B.J. Spyksma, 1993-94-95
Jeff St. Clair, 1994-95-96
Cody Stafford, 2003
Al Staidl, 1968
Jeff Stallworth, 1979-80-81
Rob Standard, 2013
Don Stanley, 1966-67
Wayne Stanley, 1973-74-76
Kyle Starcevich, 2016-17
Otto Starzinger, 1901-02
Tom Stawniak, 1984-85-86-87
Bradd Steckmesser, 1971
G.L. Steelsmith, 1896
Ray Steffy, 1961-62
Jim Stehbens, 1959
Charles Steimle, 1962-63
Andy Stensrud, 1997-98-99-00
Maynard Stensrud, 1974-75-76
Mike Stensrud, 1974-76-77-78
Reggie Stephens, 2006-07-08-09
Scott Stephenson, 2005-06
Shawn Stevens, 1977
S.W. Stevens, 1900-01
Bob Stevenson, 1928
Glen "Bus" Steward, 1949-50
Lincoln Stewart, 1939-40-41
Ty Stewart, 1991-92-93-94
Al Stoecker, 1937
Rob Stoffel, 1974-75-76
Cliff Stokes, 2012-13
Tim Stonerook, 1978-79-80
Tom Stonerook, 1976-77-78
Dennis Storey, 1965-66-67
Brad Storm, 1972-73-74
Don Stoufer, 1904-05-06
P.L. Stow, 1914
Otto Stowe, 1968-69-70
Mike Strachan, 1972-73-74
Lee Straight, 1931
Matt Straight, 1993-94-95
Max Strain, 1970
Eli Strand, 1963-64
Bill Strickler, 1908
Paul Strohman, 1950-54
Cale Stubbe, 2002-03-04
Dick Stuber, 1953
Lloyd Studniarz, 1977-78-79-80
Jim Stuelke, 1954-55-57
Steve Sturek, 1959-61
Hughes Suffren, 1985-87
Paul Sullivan, 1959-61
Lamar Summers, 1979-81
RJ Sumrall, 2005-06-07-08
Jim Sutherland, 1948
Corey Suttle, 2020
Terry Sutton, 1970-71
Tymar Sutton, 2017-18-19
Mike Swale, 1952
John Swan, 1915
Ron Swanson, 1951
Jim Sweeney, 1977-78-79
Homer Sweet, 1922
Larry Switzer, 1962-63
Franz Swoboda, 1929-30-31
Matt Swoyer, 2014-15
Martinez Syria, 2014
Kamari Syrie, 2014

T

Wendell Taiese, 2015
T.J. Tampa, 2020-21
Joe Tarr, 1899
Simon Tarr, 1898
Michael Tate, 2008
Bill Taylor, 1939
Matt Tau'fo'ou, 2010-11
Sam Tautolo, 2011-12
Grady Taylor, 1939
Kurtis Taylor, 2005-07-08
Michael Taylor, 1984-85
Norm Taylor, 1962-63-64
Trent Taylor, 2014
Wilford Taylor, 1911
Tim TeBrink, 2001-02-03-04
R.W. Tedrick, 1904
Rudolph Tegland, 1928-29-30
Ed TeHeltrup, 1910
George Tellier, 1908
H.O. Tellier, 1901-02-03
Harold Templeton, 1931-32
Wilfrid Tener, 1902-03-04
John Tenges, 1945
Ray Tenhoff, 1941
Mike Terrizzi, 1970-71
Waye Terry, 2003
Weldon Thalacker, 1952-53-54
Nigel Tharpe, 1997-98-99-00
Home Thayer, 1916
Starr Thayer, 1905-07
Don Theophilus, 1932-33-34
Paul Thibodeaux, 1985-87-88-89
Bob Thomas, 1968
Clint Thomas, 1993-94
Dean Thomas, 1942
Ernie Thomas, 1982
Jack Thomas, 1973-74
Jhaustin Thomas, 2015-16
Joshua Thomas, 2015
Kirk Thomas, 1983-84-85
Leonard Thomas, 1940
Norm Thomas, 1925-26
Steve Thomas, 1982-83
Terry Thomas, 1996
Matt Thomas, 2013-14
A.J. Thompson, 1904
Brian Thompson, 2002-03
E.J. Thompson, 1911
F.E. Thompson, 1916
Jim Thompson, 1984
Jim Thompson, 1992-93-94
Rickey Thompson, 2008
Ron Thompson, 1952-53
Tyease Thompson, 2004
Al Thornburg, 1923-24-25
Spencer Thornton, 2012-13-14
Lee Tibbs, 2007
Kim Tidd, 1952-53-54
Joe Tiernan, 1913
Jerome Tiller, 2009-10-12
Jack Tilles, 1957
John Tillo, 1948-49-50
Marc Timmons, 2000-01-02-03
Brandon Tinlin, 2007
Howard Tippee, 1943
Obert Tisdale, 1968-69-70
Clyde Titus, 1951
Lowell Titus, 1949-50
John Tjaden, 2006
Gabe Toft, 1994
Lawrence Tollenaere, 1943
Kamilo Tongamoa, 2018
Harry Toom, 1926
Paul Trauger, 1928-29-30
Merlin Trausch, 1965
John Travis, 1926
J.G. Treloar, 1921
Russ Trenary, 1939
Vernell Trent, 2014-15-16-17
Nigel Tribune, 2013-14-15-16
Jack Trice, 1923
Darrin Trieb, 1986
Paul C. Troeger, 1909
Ken Trommler, 1943
Ron Troyan, 1980
Mike Tryon, 1975-76-77
George Tsiotsias, 1989-90
Demond Tucker, 2015-16
Frank Tucker, 1916-19
Tony Tucker, 1984-85
Tyrone Tucker, 2000



Tim Van Galder

T.J. Tuetken, 1999
Ethan Tuftee, 2011-12-13
Ted Tuinstra, 1965-66
Ab Turner, 1998-99-00
Charles Turner, 1920
Geoff Turner, 1994
Paul Turner, 1982
Ray Tweeten, 1954-55
John Tyson, 1958
Mike Tyson, 1973

U

Oge Udeogu, 2018
Edwin Uhl, 1913-14-15
Chris Ulrich, 1992-93
Bill Unsderfer, 1933
John Usmial, 1970
Bob Utter, 1990-92-93
Enyi Uwazurike, 2017-18-19-20-21

V

John Valasa, 1975
Dick Valentine, 1930
Caleb Van Cleave, 2004
Tim VandeMerkt, 1979
Larry Van Der Heyden, 1958-59-60
Kirby Van Der Kamp, 2010-11-12-13
Matt Van Dyke, 2012
O'Rien Vance, 2018-19-20-21
V.B. Vanderloo, 1917-18-19-20
Luke Vander Sanden, 2002-03-04
Tim Van Galder, 1964-65-66
Trent Van Hoosen, 1985-87-88-89
Kevin Van Meter, 1977
John Van Sicklen, 1962-63-64
Doug Van Sloten, 1983-84-85
Joe Vanstrom, 2007-08
Kyle Van Winkle, 2006
Gerry Vaughn, 2019-20-21
Tom Vaughn, 1962-63-64
Evan Vencil, 2008
Hugh Vickerstaff, 1937-38
Lou Vieceli, 1978-79-80
Boyd Viers, 2003-04
Ralph Vincent, 1910-12
Lindsay Vinsel, 1938-39
Howard Voelker, 1944-45
Bob Voetberg, 1950-51
Henry Vogelman, 1959
Craig Volkens, 1974-76-77
Charles Vondra, 1986-87-88-89
Greg Vondrak, 1972
Ron Vorwald, 1973
Terry Voy, 1966-68

W

Michael Wade, 1980-81-82-83
J.D. Waggoner, 2015-16-17
Michael Wagner, 2000-01-02-03
Rex Wagner, 1943-44
Ron Wagner, 1980
Al Waite, 1935-36-37
Amechie Walker, 2019
Anthony Walker, 2007
Derrick Walker, 1999-00
George Walker, 1980-82-83-84
Kyle Walker, 2009
R.A. Walker, 1899
Shawn Walker, 1989-90-91-92
Walter "Bo" Walker, 1952
Joe Wall, 1911
Leigh "Polly" Wallace, 1917-20-21
Seneca Wallace, 2001-02
Andy Waller, 1968-69
Rory Walling, 2019-20-21
Marv Walter, 1955-56-57
Ray Walter, 1955
Ron Walter, 1959-60
Derek Walters, 2003
Charles Walton, 1961-62
Dave Ward, 1990
Marv Warden, 1902-03-04-05
John Warder, 1967-68
Steve Wardlaw, 1970-71
Hussein Warmack, 1989-90-93
Roger Warne, 1979-81
Meredith Warner, 1943-44
Curtis Warren, 1986-88
Mike Warren, 2015-16-17-18
Chris Washington, 1980-81-82-83
Jacques Washington, 2010-11-12-13
Jerry Washington, 1977-78
Tony Washington, 1968-69-70
Glenn Waterhouse, 1993
Jeff Waters, 1998-99
Dan Watkins, 1989-90-91-92
Thaddeus Watkins, 1980
Tom Watkins, 1958-59-60
Ty Watley, 1996-97
Al Watson, 1983-84-85
Jansen Watson, 2010-11-12-13
Cleal Watts, 1923
Tom Watts, 1904
Jared Weaver, 2014
Don Webb, 1958-59-60
John Webb, 1919-20
Ralph Weber, 1929
Vic Weber, 1946-47
Les Webster, 1965-66-67
Bill Weeks, 1948-49-50
Mark Weidemann, 1980
Steve Weidemann, 1977-78
Eric Weiford, 1998-99-00
Chris Weir, 2007-08
Walter Weiss, 1926-27
Chad Welding, 1986-87-88
Bob Wellendorf, 1954
Ken Wells, 1929-30-31
Rick Wells, 1986-87
Aaron Wendel, 2003
W.W. Wentch, 1896
Edwin Wernentin, 1925
Steve Weron, 1989-90-91
Jauan Wesley, 2014-15
Jack West, 1937-38-39
Jarvis West, 2011-12-13-14
Quan West, 2013-14
Bruce Westemeyer, 1983-84-85
Roger Westman, 1957-58
Ed Weyraich, 1911-12
Russ Whalen, 1947-48
Charles Wheeler, 1923
Chris Whitaker, 1999-00-02-03
Robert Whitaker, 1920
Darius White, 2014-15
Dean White, 1988
E.L. White, 1920
James White, 2010-11-12-13
Lawrence White, 2017-18-19-20
Lorenzo White, 2000-01
Rick White, 1976-77-78
Stewart White, 1919-20
Jack Whitver, 2001-02-03
Ed Wiemer, 1925
Harley Wilcox, 1929
Dick Wilcox, 1928-29-30
Tom Wilcox, 1971
Henry Wilder, 1938-40
Sy Wilhelmi, 1948-50
Doug Wilke, 1972-73
Reggie Wilkerson, 2017
Bill Wilkinson, 1991
Brian Wilkinson, 1993-94
Charles Wilkinson, 1968-69-70
Ron Wilkinson, 1988
Wendell "Bud" Willer, 1946
Tom Willett, 1907
Bob Williams, 1968-69-70
Drenard Williams, 2006
Ed Williams, 1994-95-96-97
Gene Williams, 1987-88-89-90
Jake Williams, 2008-09-10
Kevin Williams, 1983-84
L.A. Williams, 1909
Lester Williams, 1982-83-84-85
Lopez Williams, 1987
Mark Williams, 1973-76
Marlowe Williams, 1932-33-34
Mike Williams, 1974-75-76
Otis Williams, 1902-03
Otis Williams, 1962-63-64
Roe Williams, 1942
Scott Williams, 1982-83-84
Sherman Williams, 1989-90-91-92
Tracy Williams, 1995-96-97
W.H. Williams, 1902
R.H. Wilmarth, 1908-09
B.W. Wilson, 1895-96
Ben Wilson, 1904-05-06
Bill Wilson, 1952-53
Darren Wilson Jr., 2019-20-21
Dave Wilson, 1912
James W. Wilson, 1895-96
Jim Wilson, 1977-78
Kevin Wilson, 1995-96-97-98
Merle Wilson, 1920
Ray Wilson, 1913-14
Lee Wiltsie, 1943-46
Jomal Wiltz, 2015-16
Aaron Wimberly, 2013-14
Will Windham, 2017-18
Vern Winfrey, 1949
Jim Wingender, 1974-75
Claire Wingert, 1922-23
Wes Winnekins, 1984
Jim Winstead, 1958
Wilbur Winter, 1933-34
Jimmy Wipert, 1964-65
Steve Wirtel, 2016-17-18-19
Mark Withrow, 1968-69-70
Jeff Wodka, 1982-83-84-85
Bill Wolfe, 1956
A.E. "Deac" Wolters, 1921-22
O.P. Woodburn, 1895
Joe Woodley, 2000-01-02-03
Tom Woolwine, 1971
David Wonders, 2009
Walker Woods, 2011-12
Walter Woods III, 2011-12-13
Jeff Woody, 2010-11-12-13
Matt Word, 1999-00-01-02
Worden, 1902
Henry Wormhoudt, 1913
David Worsham, 1980
Mel Wostoupal, 1953-54-55
Charles Wright, 1943-44-46
James Wright, 2003-04

Y

Josh Yates, 1997
Mike Ybarra, 1972
Tony Yelk, 2001-02-03-04-05
Anthony Young, 2010
Chris Young, 2011-12
Datrone Young, 2018-19-20-21
Henry "Lafe" Young, 1918-19-20
Ira Young, 1922-23
Isheem Young, 2020
Lance Young, 2001-02-03
Randy Young, 1973-74-75
Wes Young, 1919
Roger Youngblut, 1983-84
Jeff Yurchak, 1978

Z

Seth Zehr, 2003-04-05-06
Hunter Zenzen, 2021
Dakota Zimmerman, 2008-09-10-11
Leland Zink, 1919
Joel Zitek, 2008-09
Charles Zlomke, 1945-46

** Honorary letterman*

0

Corey Dunn, 2020-21

1

Isheem Young, 2020-21
Tarique Milton, 2019-20-21
D'Andre Payne, 2016-17-18
Cole Netten, 2012-13-14-15-16
Joshua Thomas, 2015
Vic Holmes, 2014
Jarvis West, 2011-12-13-14
Duran Hollis, 2010
David Sims, 2009-10
Todd Blythe, 2004-05-06-07
Tyson Smith, 2000-01-02-03-04
Josh Griebahn, 2003
Steve Paris, 2001
Michael Brantley, 1995-96-97-98-99
Geoff Turner, 1994
James McMillion, 1992-93
Jay Williams, 1991
Dan Paulsen, 1990
David Knight, 1989
Eddie Brown, 1986-88
George Walker, 1982
Roger Warne, 1980-81
Bud Coe, 1926
Johnny Behm, 1925
Harry Schmidt, 1924

2

Sean Shaw Jr., 2019-20-21
Datrone Young, 2019-20-21
Willie Harvey, 2017-18
Mike Warren, 2015-16-17-18
Jordan Harris, 2014-15
Aaron Wimberly, 2013-14
Kamari Syrie, 2013
Jansen Watson, 2010-11-12-13
Steele Jantz, 2011-12
Adrian Bennett, 2010
Sedrick Johnson, 2008-09-10
James Smith, 2005-06-07-08-09
Derron Montgomery, 2006-07
Terrance Highsmith, 2004-05
Gabe Bakker, 2003-04
Brian Thompson, 2002
Brian Johnson, 2001
Ennis Haywood, 1998-99-2000-01
Julian Cummings, 1999
Darren Davis, 1996
Kelvin Moore, 1995
Ty Stewart, 1991-92-93-94
Shannon Boals, 1987-88-89-90
Steve Weron, 1988
Jeff Bauer, 1987
Andrew Jackson, 1985-86
Kelly Goodburn, 1981-82-83
Jeff Conner, 1980
Craig Manske, 1976
Roger Burns, 1952
Don Ferguson, 1946-47-48-49
Richard Hiserodt, 1945
Johnny Behm, 1924

3

JaQuan Bailey, 2018-19-20
Kene Nwangwu, 2017-18-19-20
Reggie Wilkerson, 2017
Mike Johnson, 2015-16
Jake Rhoads, 2013-14-15
Grant Rohach, 2013-14-15
Drake Ferch, 2013-14
Aaron Horne, 2011-12
Kenneth Lynn, 2011
Jarvis West, 2010
Zac Sandvig, 2009-10
J.J. Bass, 2007-08
Ryan Baum, 2004-05-06
Broc Bebout, 2004-05
Bryan Ollie, 2000-01-02-03
Kyle Van Winkle, 2002-03
Damien Groce, 1998-99
Jeff St. Clair, 1993-94-95-96
Sherman Williams, 1990-91-92
James Davison, 1988
Eddie Bridges, 1986-87
Roger McCarron, 1985
Keith Schrage, 1982
Rich Miller, 1978-79-80-81
John Valasa, 1974-75-76
Gerry Hart, 1953
Rich Mann, 1950-51-52
Jim Sutherland, 1948
James Bean, 1947
Paul Gorham, 1945
Bob Lamson, 1926
Guy Roberts, 1924

4

Corey Suttle, 2021
Johnnie Lang, 2019-20
Arnold Azunna, 2018-19-20
Evrett Edwards, 2016-17
Zeb Noland, 2016-17-18
Sam E. Richardson, 2011-12-13-14-15
P.J. Harris, 2012-13-14
Teddy Lampkin, 2011
Devin Lemke, 2011
Anthony Young, 2010-11
Austen Arnaud, 2006-07-08-09-10
Zac Sandvig, 2007-08
DeAndre Jackson, 2005-06
Tyease Thompson, 2004
Nick Davidson, 2003-04
Michael Wagner, 2001-02-03
Sam Holden, 1998-99-2000
Derrick Walker, 1999-2000
Mikael Dorise, 1998
James O'Neal, 1996-97
Jake Hanson, 1997
Todd Doxzon, 1993-94
Calvin Branch, 1992
Shane Robertson, 1991-92
Troy Simon, 1990
Sylvester Nickerson, 1987-88
Rick Frank, 1985-86
Doug Myers, 1983
Frankie Leaks, 1981-82
Steve Johnson, 1977-78
Paul Gorham, 1948
Bob Angle, 1946
Gene Phelps, 1945
G.E. McFarland, 1927
Schwygart, 1926
William Anderson, 1924

5

Andrew Mevis, 2021
John Kolar, 2019
Eyioma Uwazurike, 2019
Allen Lazard, 2014-15-16-17
Kamari Cotton-Moya, 2014-15-16-17
Jacques Washington, 2013
Trevor Hodge, 2013
Jeremy Reeves, 2009-10-11
Ja'Quarius Daniels, 2011
Blake Kliegl, 2010
Darius Reynolds, 2009
R.J. Sumrall, 2005-06-07-08
Ron Prelow, 2003-04-05
Todd Miller, 2000-01-02-03-04
Charles Mercer, 2002-03
Andrew Moser, 1997-98-99-2000-01
Mike Patak, 1998
Jahi Arnold, 1994-95-96
Chris Ulrich, 1992-93
Chris Pedersen, 1988-89-90-91
Lopey Williams, 1987
Kevin Colon, 1985-86
Alvin Baker, 1982
Terron Rogers, 1980-81
Scott Kollman, 1974-75-76-77
Dick Stuber, 1953
John Griffith, 1947-48
Dick Howard, 1945-46
Sielaff, 1925
Bob Fisher, 1925
R. Malone, 1924

6

Jaquan Amos, 2021
Rory Walling, 2020-21
Tymar Sutton, 2019
Re-al Mitchell, 2018-19
De'Monte Ruth, 2014-15-16-17-18
Tyler Brown, 2015
Tad Ecby, 2011-12-13-14
Kenneth Lynn, 2012-13
Darius Darks, 2009-10-11
Jason Scales, 2004-05-06-07-08
Chris Brown, 2005-06
Bobby Chalk, 2004
Todd Blythe, 2003
JaMaine Billups, 2000-01-02-03
Gabe Bakker, 2001-02
Carl Gomez, 1997-98-99-2000
Bryan Ollie, 1999
Jamar Gary, 1997
Graston Norris, 1992-93-94-95-96
Shawn Walker, 1990-91-92
Edwin Jones, 1988-89
Brett Sadek, 1985-86-87
John Arnett, 1983
Alan Hood, 1981-82
Alex Giffords, 1979-80
Larry Crawford, 1977
John Breckenridge, 1954
Glen Steward, 1949-50
James Bean, 1948
James Dickerson, 1947
Wendell Willer, 1946
James Weingardner, 1945
Ed Krekow, 1926
Norm Thomas, 1924

7

Joe Rivera, 2019-20
Justin Bickham, 2019
La'Michael Pettway, 2019
Joel Lanning, 2013-14-15-16-17
Willie Harvey, 2016
Qujuan Floyd, 2015
Seth Nerness, 2015
Cliff Stokes, 2012-13
Jared Barnett, 2012
Matt Van Dyke, 2012
Darius Reynolds, 2010-11
Wes Sleeper, 2011
Jeremiah George, 2010
Kennard Banks, 2008-09
Phillip Bates, 2008
Drenard Williams, 2006-07
Bret Meyer, 2004-05-06-07
Tyler Mark, 2003-04-05
Mike Wierson, 2002-03
Matt Word, 2001-02
Brian Thompson, 2001
Dustin Avey, 1997-98-99-2000
Andy Burbach, 1998
Todd Doxzon, 1995-96
Russell Johnson, 1993-94
Dwayne Armstrong, 1991-92
Troy Moore, 1988-89-90
Jim Doran, 1986
Daron Rice, 1985
Robbie Minor, 1982
David Holley, 1981
Alan Stephenson, 1980
Kevin Hart, 1976-77
Erwin Sadanowicz, 1955
Daryl Hobbs, 1953-54
Bob Mellgren, 1951-52
Lawrence Lindgren, 1947
Ed Farni, 1945-46
Frank Mayer, 1924

8

Cordarrius Bailey, 2020-21
Xavier Hutchinson, 2020-21
Deshaunte Jones, 2016-17-18-19
Jhaustin Thomas, 2015-16
D'Vario Montgomery, 2013-14-15
Dominic DeLira, 2015
Kenneth Lynn, 2014
Matthew Thomas, 2010-11-12-13
James White, 2010-11-12-13
Brett Bueker, 2008-09-10-11-12
Jason Carlson, 2009
Chris Brown, 2007-08
Phillip Bates, 2007
Justin Harris, 2006
Steve Paris, 2002-03-04-05

Austin Flynn, 2002-03-04-06
DeAndre Phillips, 2001
Jamarcus Powers, 1998-99-2000
Jamaul Montgomery, 1999
Charles Saxon, 1998
Daman Green, 1996-97
Greg Boyd, 1993-94-95-96
Matt Goodwin, 1992
Jeff Bauer, 1988-89-90
Joe Blankenship, 1986
Marc Bachrodt, 1983-84-85
Rocky Gillis, 1978-79-80-81-82
Buddy Hardeman, 1973-74-75-76
Jerry Finley, 1954
Bill Plantan, 1952-53
Ted Mullen, 1951
Bill Weeks, 1948-49-50
Charles Heidel, 1946
John Pflum, 1945
G.H. Ayres, 1926
Ralph Shawhan, 1924

9

Will McDonald IV, 2019-20-21
Joe Scates, 2018-19-20-21
Reggan Northrup, 2014-15-16-17-18
Quenton Bundrage, 2012-13-14-15
Rodney Coe, 2013
Duran Hollis, 2011
Jordan Doyle, 2011
Keith Blanton, 2010
Euseph Messiah, 2006-07-08
Devin McDowell, 2006
Nik Moser, 2001-02-03-04-05
Chris Brown, 2004
Waye Terry, 2002-03
Adam Runk, 1997-98-98-2000-01
Brylan Alexander, 1999-2000
Scott Koerselman, 1997
James Henderson, 1995
Ray Aguirre, 1994
Lamont Hill, 1991-92-93
Jeff Shudak, 1986-87-88-89-90
Ernie Thomas, 1981-82
Marc Bachrodt, 1981
Jeff Grannon, 1980
Keevin Ligons, 1978-79
Al Johnson, 1976
Rusty Shelley, 1974
Bruce Fling, 1973
Brooks Young, 1955
Eddie Anderson, 1946
Jim Marks, 1945
Harry Johnson, 1927
Bob Fisher, 1926
F. W. Greenlee, 1924

10

Darien Porter, 2019-20-21
Blake Clark, 2018-19-20-21
Tayvonn Kyle, 2019
Jacob Park, 2016-17
Brian Peavy, 2014-15-16-17-18
Jauan Wesley, 2015
Kamari Cotton-Moya, 2013
Rob Standard, 2011-12-13
Jacques Washington, 2009-10-11-12
Lonzie Range, 2008-09-10
Cameron Bell, 2007-08
Kyle Van Winkle, 2004-05-06
Adam Carper, 2004-05
Johnny Smith III, 2000-01-02-03
Ben Stover, 2001
Dan Salmen, 2000
Javon Daniels, 1998
Ben Dougherty, 1998
Damian Brown, 1995-96-97
Corey Lambert, 1994
Tracy Rial, 1993-94
Bret "Scooter" Huber, 1993
Donnie Smith, 1992
Mike Sparks, 1991
Paul Blazek, 1990
Bob Petersen, 1987-88
Brent Berglund, 1986
Alex Giffords, 1981-82
Kelly Goodburn, 1980
Mike Tryon, 1974-75-76
John Piekielko, 1971-72-73
Bill Redding, 1970
Larry Holton, 1966-67
Tom Vaughn, 1964
Larry Switzer, 1963
Russell Whalen, 1947
George Schoel, 1946
Kenneth Lynch, 1945
Hamilton, 1925
R.C. Walling, 1924

11

Lawrence White, 2017-18-19-20
Chase Allen, 2016-17-18-19-20-21
Tyler Onyedim, 2021
Gabe Luna, 2014-15-16
Scotty Schaffner, 2015
E.J. Bibbs, 2013-14
Charlie Rogers, 2012-13
Jerome Tiller, 2008-09-10-11-12
Quenton Bundrage, 2011
Chris Singleton, 2006-07-08
Chris Mahoski, 2005-06-07
Matt Robertson, 2005
Ellis Hobbs, 2001-02-03-04
Trevor Shepperd, 2004
Dustin Ochs, 2001-02
Steffen Nass, 1998-99-2000
Princeton Harris, 2000
Jake Hanson, 1998
Derrik Clark, 1996-97
Duke Perfect, 1997
Matt Straight, 1991-92-93-94-95
Marcus Robertson, 1987-88-89-90
Alex Espinoza, 1984-85-86
Scott Williams, 1980-81-82
Terry Rubley, 1976-77-78-79
Bob Martin, 1972-73
Rick Wuestling, 1971
Skip Sullivan, 1970
Tom Woolwine, 1969
Eppie Barney, 1964-65-66
Ken Bunte, 1963
John Meskes, 1948
Robert McLuen, 1947
Wayne Seibold, 1946
Gordon Bowes, 1929
Glenn Johnson, 1928
Holloway Smith, 1926
R.C. Greenlee, 1924

12

Hunter Dekkers, 2020-21
Greg Eisworth II, 2018-19-20-21
Easton Dean, 2019
Devon Moore, 2017-18
Jarnor Jones, 2015-16
Clifford Fernandez, 2016
Holden Kramer, 2013-14-15
Sam B. Richardson, 2011-12-13-14-15
Wes Boyer, 2010-11-12-13
Donnie Jennert, 2010-11
Austin McBeth, 2010
James Capello, 2009
Allen Bell, 2007-08
Taylor Bennett, 2007
David Rahe, 2002-03-04-05-06
David Brown, 2004
Hiawatha Rutland, 2000-01-02-03
Eric Perry, 2001-02
Jason Parrott, 1998-99
Gerrin Scott, 1999
Mitch Ryerson, 1996-97
Corey Lambert, 1995
Bryan Rubin, 1994
Rich Petrovich, 1993
Clinton Wallace, 1993
Artis Garris, 1992
Ty Yohe, 1990-91
Matt Whitmire, 1989
John Glotfelty, 1987
Michael Brown, 1986
Alan Hood, 1983-84-85
Sam Clear, 1982
David Worsham, 1980
Greg Lempke, 1977-78
Tom Mason, 1974-75
Dan Fletcher, 1973
George Amundson, 1970-71-72
Brad Steckmesser, 1968-69
Larry Herrman, 1967
Lou Beauchamp, 1965
Dave Montgomery, 1964
Steve Balkovec, 1963
Chris Steinbach, 1947
Harry Kraus, 1946
Charles Heidel, 1945
Carl Peterson, 1928-29
Byron Cory, 1927
Johnson, 1926
J. Ayres, 1925
Claire Wingert, 1924

13

Tayvonn Kyle, 2020-21
Jaylin Noel, 2021
Corey Dunn, 2018-19-20
Jaeveyon Morton, 2018-19
Josh Johnson, 2017-18
Colin Downing, 2014-15-16-17
Jordan Wallace, 2015-16
Dondre Daley, 2012-13-14-15-16
Ezra Reiners, 2013
Kirby Van Der Kamp, 2010-11-12-13
Ryan Byrne, 2010
Mike Brandtner, 2006-07-08-09
Kellen White, 2006
Austin Flynn, 2005
Brice Beck, 2005
Justin Harris, 2004-05
Brett Jarvis, 2004
David Banks-Bursey, 2002-03
Andy Kohler, 2000-01
Julian Cummings, 2000
Kevin Hudson, 1994-95-96-97
Josh Yates, 1995-96-97
Bobby Campbell, 1993
Andrew Buggs, 1988-89-90-91-92
Ben Glispie, 1992
Keith Kimberly, 1987
Brian Nunez, 1980-81-82
Pat Kennedy, 1976
Lorenzo Johnson, 1974
Dave McCurry, 1972
Tony Washington, 1968-69-70
Elmer Krekow, 1927
Homrig, 1926
R. A. Prunty, 1924

14

Michal Antoine Jr., 2020-21
Aidan Bouman, 2020-21
Tory Spears, 2019
Tarique Milton, 2017-18
Darius Lee-Campbell, 2014-15-16-17
Lawrence White, 2016
Jared Brackens, 2011-12-13-14
Chanse Creekmur, 2013
Grant Rohach, 2012
Deon Broomfield, 2009-10
James Capello, 2010
Jeff Houk, 2010
Chad Powell, 2009
Michael Bibbs, 2007-08
Houston Jones, 2005-06-07
Tony Yelk, 2000-01-02-03-04-05
DeAndre Jackson, 2003-04
Jesse Arnold, 1998-2000-01-02
Paul Conter, 2001
Harold Clewis, 2000
Johnny Smith III, 1999
Dawan Anderson, 1994-95-96-97-98
Zak Kimble, 1997
Robby Duncan, 1993
Marv Seiler, 1990-91-92
Tim Creasman, 1986-88
Keith Fulton, 1982-83-84-85
Ted Meyer, 1981
Walter Grant, 1978-79
Vinny Cerrato, 1977
Tony Hawkins, 1974-75-76
Randy Bozich, 1971-72-73
Obert Tisdale, 1968-69-70
Cal Lewis, 1965-66-67
Otis Williams, 1962-64
Ron Onopa, 1963

Dennis Kushlak, 1960
Chuck Lamson, 1958
Charley Martin, 1956
Willis Shaner, 1948
James Sutherland, 1946-47
Sanford Hill, 1927
E. A. Anderson, 1926
W. Sulzbach, 1924

15

Brock Purdy, 2018-19-20-21
Myle Purchase, 2021
Isheem Young, 2019
Dallas Taylor-Cortez, 2018
Stephon Pickett-Brown, 2015-16-17
Brandon Harris, 2013-14-15-16
Brandon Horbach, 2011-12-13-14
Edwin Arceo, 2013
Ben Durbin, 2012
Chris Young, 2010-11-12
Houston Jones, 2008-09
Alvin Bowen, 2005-06-07
Jerry Gair, 2004
Tyler Lorenzen, 2004
Seneca Wallace, 2001-02
Broc BeBout, 2001-02-03
Reggie Hayward, 1997-98-99-2000
Kyle Swenor, 2000
Kyle Bassett, 1998
Robby Duncan, 1994-95-96
Zak Kimble, 1995
Brent Kouba, 1991-92
Rich Petrovich, 1992
John Livingstone, 1990
Greg Gloede, 1987-88-89
Shannon Boals, 1986
David Little, 1985
Trent Rubley, 1983
Jon English, 1981-82
Dave Jacobson, 1978-79
Emmitt Doolin, 1973
Wendy Holloway, 1972
Dean Carlson, 1970-71
John Warder, 1968
Les Webster, 1965-66-67
Scott Schaupp, 1963
Gary Ellis, 1961-62
Chuck Latting, 1957
John Holdefer, 1956
Bryce Bennett, 1947
Willard Sawyer, 1946
Milton Kubicek, 1928-29
Leslie Warburton, 1927
Coomer, 1926
R. Ewalt, 1925
E. Easley, 1924

16

Answer Gaye, 2020-21
Daniel Jackson, 2020-21
Shane Starcevich, 2018-19
Keontae Jones, 2017-18-19
Carson Schleker, 2018
Marchie Murdock, 2016-17
Kyle Starcevich, 2014-15-16-17
Vic Holmes, 2016
Willie Harvey, 2014-15
Wyatt Rhoads, 2015
Ben Goaley, 2012-13
Gage Shaeffer, 2011-12-13
Jared Barnett, 2010-11
Daniel Kuehl, 2008-09-10
Josh Raven, 2008-09
Jon Banks, 2006-07
Grady Derheim, 2007
Walter Nickel, 2005-06
Durrell Williams, 2005
Brandon Hunley, 2004
Cris Love, 2000-01-02-03-04
Harold Clewis, 2001-02-03
Ron Veal, 1999-2000
Rocco Rinaldi, 1999
Todd Bandhauer, 1997-98
Andrae Rainey, 1997
Marc Harris, 1994-95-96
Kelly Iverson, 1992
Kevin Caldwell, 1990-91
Bret Oberg, 1988-89
Paul Blazek, 1988
James Davison, 1987
Scott Crimmins, 1984-85-86
Jim Bordignon, 1986
Ronnie Osborne, 1979-80-81-82
Jeff Stallworth, 1978
Mark Williams, 1973-74-75-76
Bill Miller, 1970-71-72
Bill Reding, 1968-69
Dave Hoppmann, 1960-61-62
Dwight Nichols, 1957-58-59
Phil Hill, 1956
Merle Harris, 1950
Paul Bosholm, 1948
Dean Laun, 1946-47
Richard Hinkley, 1945
Franz Swoboda, 1929
Carl Ours, 1928
Holloway Smith, 1927
William Graham, 1924

17

Beau Freyler, 2021
Shane Starcevich, 2020-21
Darren Wilson Jr., 2019-20-21
Richard Bowens III, 2017-18-19
Garrett Owens, 2017
Kyle Kempt, 2016-17-18
Zach Hoover, 2016
Jomal Wiltz, 2015-16
Damein Lawry, 2012-13-14
Bradley Hagerla, 2011-12
Floyd Mattison, 2011
Earl Brooks, 2009-10-11
Bobby Brown, 2010
Joel Zitek, 2006-07-08-09
Devin McDowell, 2007-08
Tyrone McKenzie, 2005-06
Troy Blankenship, 2005
Jon Warren, 2004
Anthony Forrest, 2000-01-02-03
Gerrin Scott, 2000-01
Jeff Waters, 1998-99
Adam Wagner, 1998-99
Ben Ramundt, 1997
Todd Bandhauer, 1995-96
Ben Harvey, 1993
Terence Jackson, 1991-92
Jim Doran, 1987-88-89-90
James Osborne, 1989
Jeff Hansel, 1986
Bobby Petersen, 1985
Darryl Hobson, 1979-80-81-82
Jerry Washington, 1977-78
Jerry Jaksich, 1974-75-76
Kerry Robinson, 1972
Scott Bradley, 1972
Mike Fontanini, 1969-70-71
Jeff Simonds, 1966-67-68
Herb Grigg, 1965
Ozzie Clay, 1961-62-63
Pete Goeser, 1960
Terry Ingram, 1956-57-58
Clarence Carney, 1950
Bill Chauncey, 1946-47-48-49
Frank DeDecker, 1945
Forrest Bennett, 1928-29
Carl Rudi, 1926
E. J. Anderson, 1925
N. Symonds, 1924

18

Ashton Cook, 2021
Malik Verdon, 2021
Devin Larsen, 2019
Cordarrius Bailey, 2017-18-19
Hakeem Butler, 2015-16-17-18
Michael Frankl, 2016
Justin Stewart, 2016
Jauan Wesley, 2014
Thomas Hall, 2013
Albert Gary, 2010-11-12-13
Collin Bevins, 2012
Ryan Gent, 2010-11-12
Wes Boyer, 2009
Wallace Franklin, 2008
Nate Mechaelsen, 2004-05-06-07
Chris Singleton, 2005
Will Lewis, 2004
Marc Timmons, 1999-2000-01-02-03
Jess Lowenberg, 2002
Sage Rosenfels, 1996-97-98-99-2000
Leonard Peel, 1998
John Dillon, 1995
Damian Gibson, 1994
Scott Hoffman, 1994
Bob Utter, 1990-91-92-93
Ron Landphair, 1993
Kevin Jensen, 1992
Judge Johnston, 1987-88-89
Brian Reffner, 1985-86
David Archer, 1982-83
John Quinn, 1977-78-79-80-81
Wayne Stanley, 1972-73-74-76
Charles Penn, 1971
Doug Parsons, 1969-70
Mike Guinn, 1968
Bob McPherson, 1967
Mike Cox, 1962
John Cooper, 1959-60-61
Pete Goeser, 1957-58
Jim Kudlinski, 1956
Charles Schreiber, 1950
Ed Green, 1948
George Knack, 1946-47
Paul Trauger, 1928-29
Archie Pohl, 1927
C. Ayres, 1925

19

Kym-Mani King, 2019-20-21
Beau Coberley, 2018-19-20-21
JaQuan Bailey, 2016-17
Trever Ryen, 2014-15-16-17
Josh Ringelberg, 2015
Kennan Davis, 2014
Bryan Ajumobi, 2013
Matt Swoyer, 2012-13
Ben Fisher, 2010-11-12-13
Josh Lenz, 2009-10-11-12
Floyd Mattison, 2010
A.J. Matthews, 2007
Josh Griebahn, 2004-05-06-07
Casey Baldwin, 2001-02-03
Craig Campbell, 1999-2000-01
Seth Moulton, 2000
Corey Dickmeyer, 1999
Kemp Knighten, 1994-95-96-97-98
Jason Ambroson, 1992-93
Jon Schnoor, 1990-91-92
Travis Cox, 1989
Derek DeGennaro, 1984-85-86-87-88
Jerry Dammann, 1988
Tracy Henderson, 1982
Joe Brown, 1978-79-80-81
Stan Hixon, 1976
Ramsey Jay, 1973-74
Steve Jacobsen, 1969-70-71-72
Dave Hoover, 1961-62-63
Bob Shibley, 1950-51
Joseph Bush, 1947
Bryce Bennett, 1946
William Armstrong, 1945
Gilbert Hitch, 1929
Harry Lindblom, 1926
Meyers, 1925

20

Hayes Gibson, 2020-21
Aric Horne, 2019-20-21
Aaron Austin, 2017-18
Kene Nwangwu, 2016
Joshua Bailey, 2016
Justin Webster, 2015
Matt Swoyer, 2014-15
DeVondrick Nealy, 2011-12-13-14
Jake Knott, 2009-10-11-12
Brandon Hunley, 2005-06-07-08
Chad Powell, 2008
Nick Campbell, 2005
Henry Poullard, 2000-01-02-03-04
Michael Wagner, 1999-2000
Breon Ansley, 1997-98
Mike Lincavage, 1993-94-95-96
Steve Weron, 1989-90-91
Mike Brown, 1987-88

Mark Emsick, 1986
Marques Rodgers, 1985
Alvin Baker, 1983
John Arnaud, 1979-80-81-82
Lamar Summers, 1978
Mike Williams, 1973-74-75
Bob Dwyer, 1969-70
Ben King, 1968
Tom Butters, 1967
Gary King, 1965-66
Ken Bunte, 1964
Jim Lewis, 1963
Larry Switzer, 1962
Gary Theilig, 1960
Fred Rippel, 1956
Bill Molis, 1953
Bob Shibley, 1952
Don Houser, 1951
Jerry McGlynn, 1948-49-50
Ronald Norman, 1942-46-47
R.J. Tenges, 1945
Charles Heidel, 1944
Tom Bond, 1943
John Bowers, 1939
Ronald Rogers, 1938
Sam Linn, 1937
Francis Pallischeck, 1936
Slater, 1935
William Allender, 1933
Roger Bowen, 1931
John Moen, 1930
Sanford Hill, 1928
Vifquain, 1926
Walter Berger, 1924

21

Cole Pedersen, 2020-21
Jirehl Brock, 2019-20-21
Jatairis Grant, 2016-17-18-19
Tayvonn Kyle, 2018
Orion Salters, 2014-15-16
Luke Knott, 2012-13-14-15
Shontrelle Johnson, 2011-12-13
Tyler Petersen, 2010-11
Grant Mahoney, 2008-09-10-11
Jansen Watson, 2009
Caleb Berg, 2003-04-05-06-07
Josh Johnson, 2006
Greg Coleman, 2004
Brook Richardson, 2003
Atif Austin, 1999-2000-01-02
Chad Tappendorf, 2002
Nathan Beck, 2001
Nick Hein, 1997-98-99-2000
David Whitten, 1998
Ty Watley, 1996-97
Robert Schneider, 1995
Artis Garris, 1993-94
Blaise Roberts, 1991-92
Blaise Bryant, 1989-90
Chad Welding, 1984-85-86-87-88
Dan Harris, 1983
Marc Bachrodt, 1982
Lamar Summers, 1979-80-81
Jeff Curry, 1975-76-77-78
Scott Bradley, 1973-74
Mark Votroubek, 1971
Jeff Allen, 1968-69-70
Neal Waddington, 1967
John Warder, 1966
Ron Halda, 1964
Randy Vick, 1963
Tom Connelly, 1962
Doug Baldwin, 1956
Mike Reeves, 1955
Dan Rice, 1951-52-53
Tom Grundman, 1947-48-49
Carl Paetz, 1945-46
Howard Voelker, 1944
Meredith Warner, 1944
Bob Miller, 1943
Royal Lohry, 1940-41-42
Everett Kischer, 1936-37-38
William Allender, 1934-35
Herbert Ohrt, 1932
Sam Etzel, 1931
Hillford Bowes, 1930
Paul Hutchins, 1928
Baird, 1926
Hienton, 1925
C.M. Wheeler, 1924

22

Kade Lynott, 2020-21
Deon Silas, 2021
Coal Flansburg, 2019
O.J. Tucker, 2017-18
Arturo Romero, 2017
Mitchell Harger, 2015-16
Jack Bergstrom, 2015-16
T.J. Mutcherson, 2012-13-14
Ter'Ran Benton, 2009-10-11
James White, 2009
Jason Harris, 2006-07-08
Zac Sandvig, 2006
Brandon Gunn, 2004
T.J. Klith, 2001-02-03
Ryan Sloth, 1997-98-99-2000
Atif Austin, 1998
Jamel Joyner, 1997
Rodney Guggenheim, 1993-94-95-96
Leonard Holmes, 1991-92
Dave Eder, 1987-88-89-90
Byron Dondoyano, 1989
Aaron Manning, 1985-86
Tommy Davis, 1981-82-83-84
Kenneth James, 1979
Jed Shea, 1978
Ed Morton, 1974-75
Chuck Penn, 1973
Bill Kirk, 1971
Ralph Baracz, 1969-70
John Warder, 1967
Bruce Berge, 1966
Steve Balkovec, 1964-65
Otis Williams, 1963
George Crayton, 1962
Tom Watkins, 1959-60
Bob Harden, 1957-58
Jack Hansen, 1956
Al Rickert, 1955
Ed Green, 1950
Webb Halbert, 1947-48
Larry Lindgren, 1946
Harlan Rollinger, 1945
Harry Kraus, 1943
Charles Schalk, 1941-42
Larry Owens, 1940
Hugh Vickerstaff, 1937-38-39
Elwin Snell, 1935-36
Howard Harlan, 1932-33-34
Franz Swoboda, 1931
Paul Trauger, 1930
Arthur Boardman, 1929
Truman Nelson, 1928
R. Reighard, 1924

23

Parker Rickert, 2019-20-21
Mike Rose, 2018-19-20-21
Matthew Eaton, 2017-18
Thadd Daniels , 2016
Clifford Kwaw-Mensah, 2014-15-16
Darian Cotton, 2011-12-13-14-15
Leonard Johnson, 2008-09-10-11
Jeremiah Schwartz, 2008-09
Stephen Johnson, 2005-06-07
Alexander Robinson, 2006
Euseph Messiah, 2004-05
Walker Scott, 2003
Dominique Flower, 2003
David Banks-Bursey, 2001
Erik Anderson, 2001
Stevie Johnson, 2000
Robert Lewis, 1996-97-98-99
Josh Freed, 1998
Jason Brown, 1993-94-95-96
Lester Ridley, 1989-91-92
Adam Beck, 1987-88
Terry Sheffey, 1986
Andre Cheeks, 1985
Kevin Williams, 1983-84
Kent Anderson, 1981-82
Mike Harris, 1978-79-80
Frank Cooper, 1976-77
Steve Wilson, 1973-74
Brian Cannon, 1970-71-72
Sammy Davis, 1968
Bill Raun, 1967
Kip Koski, 1964-65-66
Dave Clayberg, 1961-62
Paul Sullivan, 1959-60
Ron Pohl, 1957-58
Chuck Latting, 1956
Gene DeKoster, 1955
Hank Philmon, 1953
Don Houser, 1952
Lee Spence, 1951
Lawrence Paulson, 1947-48-49
Merlyn Adkins, 1946
Richard Hufman, 1945
Cliff Dennis, 1944
Harold Braunstein, 1943
Leverne McGraw, 1940-41-42
David Lee, 1938-39
Bruce Miller, 1937
Harold Miller,1933-34-35
Andrew Farrell, 1931-32
Magnus Lichter, 1930
Marvin Firch, 1928
Zellers, 1926
Wallace, 1925
Eugene Larson, 1924

24

D.J. Miller Jr., 2019-20-21
Johnnie Lang, 2017-18
Jamaal Richardson, 2015-16-17
Matthew Thomas, 2014
Martinez Syria, 2014
Caleb Leichtnam, 2013
Durrell Givens, 2010-11-12
Derec Schmidgall, 2006-07-08-09
David Weber, 2009
Jake Williams, 2007
LaMarcus Hicks, 2004-05
Troy Blankenship, 2001-02-03-04
Aaron Howard, 2001
Doug Densmore, 1996-97-98-99-2000
Joe Foss, 1995
Mike Sparks, 1992-93-94
David Fiech, 1994
Greg Jensik, 1991
Brandon Hughes, 1990
James McMillion, 1989
Anthony Benson, 1987-88
David Eder, 1986
Tony Tucker, 1984-85
Jim Knuth, 1979-80-81
Dexter Green, 1975-76-77-78
Rob Bolks, 1971-72-73-74
Mike Palmer, 1969-70
Hub Nelson, 1967
Tim Van Galder, 1964-65-66
Ken Bunte, 1962
Jim Watsabaugh, 1959-60-61
Prentiss Lamont, 1957-58
Jim Lary, 1956
Ray Christiansen, 1954
Melvin Meling, 1949-50-51
Victor Weber, 1941-42-46-47
Howard Voelker, 1945
Stan Peterson, 1943
Jack Wallace, 1939
Al Waite, 1935-36-37
Dwight Garner, 1932-33-34
Frank Blohm, 1931
Roger Bowen, 1930
Andy Pontius, 1928
Marvin Firch, 1927
Burt Fayram, 1925

25

T.J. Tampa, 2020-21
Tyler Rodgers, 2019-20
Sheldon Croney, 2015-16-17-18-19
Datrone Young, 2017-18
Brian Mills, 2013-14-15-16
Mike Warren, 2014
Kyle Hatton, 2012
Tyler Leo, 2011
Zach Guyer, 2008-09-10-11
Shontrelle Johnson, 2010
Nick Frere, 2004-05-06-07-08

Lentrell Nealy, 2005
Christopher Jones, 2002-03
Scott Horne, 1999-2000
Leonard Peel, 1999
Kevin Wilson, 1995-96-97-98
Calvin Branch, 1993-94
Jamal Webster, 1993
Mark DouBrava, 1988-89-90-91-92
Casey Piper, 1987
Joe Martin, 1986
Byron Price, 1985
Anthony Davis, 1983-84
Tony Carlson, 1980-81-82
Tom Buck, 1976-77-78-79
Joe Palmisano, 1972-73-74-75
Sheldon Morton, 1974
Sammy Davis, 1971
Ray Coleman, 1968-69
Carroll Nast, 1965
Scott Schaupp, 1964
Ron Onopa, 1962
Bill Smith, 1960-61
Duane Marcellus, 1959
John Breckenridge, 1955
Donn Lorenzen, 1954
Bo Walker, 1952
George Hess, 1950-51
Harold Shugart, 1947
Bob Erwin, 1946
Rex Wagner, 1943
Robert Winders, 1940-41-42
Bob Darrow, 1937-38-39
Tom Neal, 1934-35-36
Magnus Lichter, 1932-33
Ken Wells, 1931
Richard Hawk, 1930
Warren Duesenberg, 1929
Harold Schweppe, 1928
Orrie Roe, 1926
Ray Galbraith, 1924

26

Michael Tweten, 2020-21
Anthony Johnson Jr., 2018-19-20-21
Eli Sanders, 2021
Nick Duehr, 2017-18
Parker Rickert, 2017-18
Brian Bonacci, 2015-16
Qujuan Floyd, 2014
Deon Broomfield, 2011-12-13
Taylor Mansfield, 2007-08-09-10
Jamarr Buchanan, 2001-02-03-04-05
Scott Krava, 2004-05
Jack Whitver, 2000-01-02-03
Hiawatha Rutland, 1999
Chin Achebe, 1995-96-97-98
Chris Conrad, 1998
Jim Knott, 1991-92-93-94
Brandon Goodyk, 1993-94
Matt Goodwin, 1989
Tucker Sides, 1988
Todd Holmes, 1986-87
Kent Anderson, 1983-84-85
Darren Longshore, 1980-81-82
Mike Schwartz, 1976-77-78-79
Neal Moses, 1973
Ron Gattone, 1970-71
Steve Powers, 1968-69
Prentiss Lamont, 1956
Chuck Gates, 1955
Paul Johnson, 1954
Max Persels, 1953
Lee Spence, 1952
Dan Rice, 1950
Mark Rothacker, 1948
Bill Myers, 1946-47
Ken Trommler, 1943
Don Seibold, 1941-42
Milton Miletich, 1938-39
Richard Grefe, 1930
Robert Smith, 1929
Donald Wilson, 1928
John Kulp, 1927
E.J. Anderson, 1924



Mike Cox owns the distinction of having Iowa State's only offically retired jersey number (#30).

27

Craig McDonald, 2020-21
Israel Taylor, 2021
Amechie Walker, 2018-19
Jared Rus, 2018
Romelo Webster, 2016-17
Nick Leach, 2015-16-17
Kenneth Lynn, 2015
Kamari Syrie, 2014
Dalton Ferch, 2013
C.J. Morgan, 2010-11-12
Michael Romey, 2008-09-10-11
Brian Ekwelundu, 2009
Steve Johnson, 2008
Stevie Hicks, 2002-03-04-05-06
Brian Perry, 2005-06
Brent Alumbaugh, 2003
Nathan Smith, 2001
Breon Ansley, 1999-2000
Jacori Jacobs, 1998
Nate Chown, 1996-97
Daryl Hall, 1993-94-95
Kevin Stewart, 1992
Lant Doran, 1989-90-91
Augie Gureno, 1989
Ray Carreathers, 1987-88
Kyle Simmons, 1987
Greg Gloede, 1986
Greg Butts, 1984-85
Tommie Andrews, 1983
Curtis Levingston, 1982
Tom Roach, 1978-79-80-81
Dan Dummermuth, 1977
Mike Tucci, 1976
Forry Smith, 1973-74-75
Jim Steinmueller, 1970-71-72
Bob Thomas, 1968
Gary Lutz, 1953-54-55
Emory Eichhorn, 1950-51-52
Bob Hollin, 1948
Carl Knop, 1947
Frank DeDecker, 1946
Robert Jensen, 1945
Harle Damon, 1941
Don Griswold, 1937-38-39-40
Kenneth Batman, 1935-36
Russell Gute, 1934
Gerald Smith, 1931-32-33
Richard Wilcox, 1930
Lloyd Nagel, 1929
Harold Teach, 1928
Vernor Hall, 1927
Winget 1925

28

Breece Hall, 2019-20-21
Darren Davis, 1997-98-99
Troy Davis, 1994-95-96
Blaise Roberts, 1993
Angelo Provenza, 1991-92
Jason Williams, 1990
Shawn Walker, 1989
Tom Anderson, 1987
Milon Pitts, 1985-86
Joe Jackson, 1983-84
Steve Williams, 1982
Vinny Cerrato, 1978-79-80-81
John Solomon, 1974-75-76-77
Dan Becker, 1973
Tom Hilden, 1968-69-70
Willis Shaner, 1949-50
Bob Angle, 1948
Bob Dennis, 1946
James Pusch, 1945
Robert Lindauer, 1942
Robert Burrell, 1939-40-41
Harold Van De Van, 1938
Clarence Dee, 1936
Kroeger, 1935
George Anderson, 1933
Charles Doty, 1932
Warren Duesenberg, 1931
Leonard Rasmussen, 1930
Edwin Schlenker, 1928-29
George Schlenker, 1927
Vernon Hall, 1926
Sulzbach, 1925
Karl Bond, 1924

29

Vonzell Kelley III, 2019-20-21
Ben Nikkel, 2021
Rory Walling, 2017-18-19
Kane Seeley, 2012-13-14-15-16
Tyler Leo, 2010
Rashawn Parker, 2006-07-08-09-10
Brian Ekwelundu, 2007-08
Brian Jansen, 2004-05
Korey Smith, 2002-03-04-05
Matt Grosserode, 2002
Jordan Wagner, 2000
Jarrett Lollis, 1998-99
Malik Aluqdah, 1997
Jason Bales, 1995
Cedric Linwood, 1990-91-92-93-94
Tim Baker, 1986-87-88-89
Tim Niggeling, 1984-85
Karl Johnson, 1982-83
Jeff Stallworth, 1979-80-81
Ray Hardee, 1975-76-77-78
Tom Goedjen, 1971-72-73-74
Cary Mueller, 1970
Tom Elliott, 1968-69
Jerry Finley, 1955
Donn Lorenzen, 1953
Dick Cherpinsky, 1951-52
Fred Schneider, 1946
Al Spindler, 1945
Harold Kornbaum, 1944
Roe Williams, 1939
Harold Alger, 1938
John Anderson, 1935-36-37
Donald Atkinson, 1936
Lawrence Pint, 1933-34
Marvin Zellar, 1932
Franz Swoboda, 1930
Franklin Nolte, 1929
Lloyd Bohannon, 1928
Walter Weiss, 1926

30

Mike Cox, 1963-64
Maury Schnell, 1949-50-51
Walter Bones, 1947
Clair Ethington, 1941-46
Lawrence Lindgren, 1945
Dick Howard, 1943-44
Joe Taylor, 1939-40
Charles Heileman, 1936-37-38
Hansen, 1935
Glenn Fitch, 1934
Robert Williams, 1933
John Cowan, 1932
Gordon Ebersole, 1931
Wayne Welty, 1930
Rudolph Tegland, 1928-29
George Booth, 1927
E.J. Anderson, 1926
Evan Sage, 1924

31

Virdel Edwards II, 2019-20-21
Conner Greene, 2017-18-19
Zach Jones, 2018
Josh Jahlas, 2014-15-16
Rob Myers, 2013
Rony Nelson, 2010-11-12
Matt Van Dyke, 2010-11
Justin Rumple, 2007-08-09
Ryan Kock, 2002-03-04-05-06
Chris Campbell, 2002-03
Clint Bushbaum, 1999-2000-01
Mike Banks, 1998-99-2000-01
Tracy Williams, 1993-94-95-96-97
Jay Jordan, 1990-91-92
Paul Thibodeaux, 1985-86-87-88-89
Andy Sanders, 1986
Anthony Davis, 1982
Paul Turner, 1981
Mike Bowden, 1978-79
Bill Larkin, 1974-75-76
Moses Moore, 1971-72-73
Bob Williams, 1968-69-70
Randy Calm, 1967
Tony Baker, 1964-65
John Schwieckert, 1955
Bob Clendening, 1950-51-52
Chris Steinbach, 1948
Tom Southard, 1947
Jack Fathauer, 1945-46
George Gallagher, 1944
Joe Noble, 1943
George Harville, 1941-42
Howard Buck, 1937-38-39
Arlo Miller, 1936
John Catron, 1934-35
Ike Hayes, 1933
George Paras, 1932
Alfred Bauman, 1931
Sam Etzel, 1930
Richard Valentine, 1928
Lloyd Bohannon, 1927
Sanford Hill, 1926
Norton Behm, 1924

32

Gerry Vaughn, 2019-20-21
David Montgomery, 2016-17-18
Arnold Azunna, 2016-17
Justin Madison, 2013-14-15
Jeff Woody, 2009-10-11-12-13
Cody Ahrendt, 2010-11-12
Ter'Ran Benton, 2008
Hunter Burke, 2008
Milan Moses, 2003-04-05-06-07
Josh Raven, 2005-06-07
Josh Hargis, 2004
Chris Buesing, 2001-02-03
J.J. Moses, 1998-99-2000
Preston Rhamy, 1993-94-95-96-97
Weylan Harding, 1990-91-92-93
Ron Wilkinson, 1988-89
Tom Kiska, 1986-87
Don Poprilo, 1984-85
Jason Jacobs, 1983
Jerry Lorenzen, 1979-80-81-82
Kevin Washington, 1978
Cal Cummins, 1975-76-77
Jerry Moses, 1971-72-73-74
Mike Zuk, 1970
Larry Holton, 1969
Randy Calm, 1968
Ben King, 1966-67
Jim Lewis, 1964-65
Bill King, 1962-63
J.W. Burden, 1959-60-61
Don Webb, 1958
Dave Munger, 1956
Donn Lorenzen, 1955
Max Burkett, 1951-52-53-54
Jim Foster, 1949
Roger Lindblom, 1947
Dick Cole, 1945-46
Ed Abrahamson, 1944
LeRoy Wiltsie, 1943
Burt Shoen, 1942
Phillip Bogdanovitch, 1941
Tom Smith, 1938-39
Al Bauman, 1936-37
Russell Norgordt, 1934-35
Robert Beatty, 1932-33
Leonard Rasmussen, 1931
Andrew Farrell, 1930
Gordon Nagel, 1929
Fred Lutjens, 1928

33

Mason Chambers, 2020-21
Cale Anthony, 2021
Braxton Lewis, 2015-16-17-18-19
Tyler Brown, 2013-14
Josh Jahlas, 2012-13
Nathan Cork, 2011
Gary Gregg, 2010
Alexander Robinson, 2007-08-09-10
Zach Hunt, 2007
David Brown, 2005
A.J. Haase, 2005
Brandon Brown, 2001-02-03-04
Chris Campbell, 2004
Larry Anglin, 2000-01-02
Jedd Moore, 1998-99-2000
Andre Lee, 1998
Jerome Heavens, 1996-97
Bret "Scooter" Huber, 1994
Kevin Lazard, 1989-90-91-92-93
Joe Henderson, 1986-87-88
Kirk Thomas, 1981-82-83-84-85
Mike Payne, 1979-80
Tom Perticone, 1976-77-78
Mike Strachan, 1972-73-74
Dennis McDonald, 1969-70-71
Roger Guge, 1968
Willie Robinson, 1965-66-67
Dick Limerick, 1961-62-63
Mickey Fitzgerald, 1958-59-60
Jim Lary, 1957
Marv Walter, 1956
Bill Jensen, 1955
Stan Cozzi, 1951-52
Don Laun, 1950
Ed Green, 1949
Joe Brubaker, 1947
Charles Wright, 1944-46
George Gallagher, 1945
Mel Shanda, 1943
Paul Darling, 1940-41-42
Lindsay Vinsel, 1938-39
Clarence Dee, 1937
Darrel Johnson, 1935-36
Hunter Brown, 1934
George Martin, 1932
Harold Walker, 1930
Max Rieke, 1929
Carl Rudi, 1928
Robert Lamson, 1927
Karl Fischer, 1926
Cyril Palm, 1924

34

Blaze Doxson, 2020-21
O'Rien Vance, 2017-18-19-20-21
Charles Peeler, 2017
Nigel Tribune, 2013-14-15-16
Austin Fischer, 2013-14-15
Drake Ferch, 2012
Thad Satre, 2010
Bo Williams, 2008-09-10
Nick Harklau, 2005-06-07-08
Mitchell Moore, 2006
Matt Scribbins, 2005
Chip Smith, 2003
Royce Hooks, 2000-01
Jim Morse, 1996-97-98-99
Bernard Manson, 1996
Angelo Provenza, 1994-95
Hussein Warmack, 1989-90-91-93
Nick Broyles, 1992
Chris Hentges, 1987-88
Mark Criner, 1986
Derrick Sperling, 1984
Harold Brown, 1982
Micheal Ingram, 1980-81
Ernie Thomas, 1979
Mike Clemons, 1976-77-78
Jim Wingender, 1972-73-74-75
Mike Terrizzi, 1968-69
Jerry Fiat, 1967
Alan Staidl, 1966
Dave Montgomery, 1963
Terry Chandler, 1960-61-62
Roger Spaulding, 1957
Marv Walter, 1955
Roger Harrington, 1954
Fred Beuttler, 1952-53
Al Stevenson, 1951
Jerry Cimburek, 1948-49-50
Robert J.P. Jensen, 1947
Ray Klootwyk, 1946
James Foy, 1945
Richard Caddock, 1941-42
Clair Ethington, 1940
Bob Moody, 1938-39
Rowland Rushmore, 1935-36-37
Hilary Ryan, 1937
Frank Hood, 1933-34
Ivan Impson, 1930-31-32
R.E. Grimes, 1926
J. Rasmess, 1924

35

Tyler Moen, 2020-21
Jake Hummel, 2017-18-19-20
Ethan Staskewicz, 2016
Levi Peters, 2012-13-14-15
Vince Ewald, 2008-09-10-11-12
Jay Brummel, 2009
Joe Cicciarelli, 2008
Chris Mehring, 2005-06-07
Jason Harris, 2005
Brandon Joyce, 2003
Quinton Jason, 2002-03
Cale Stubbe, 2000-01
Andrae Rainey, 1998-99-2000-01
Royce Hooks, 1999
Matt Sparks, 1997
Tendai Muyengwa, 1993-94
Lou Ervin, 1991-92
Tim Done, 1990
Randono Johnson, 1988-89
Edwin Jones, 1987
Terrence Anthony, 1984-85-86
Mark Perry, 1981-82-83
Kevin Coughlin, 1980
Steve Meinen, 1978-79
Rick Blabolil, 1974-75-76-77
Paul Konrad, 1973
George Campbell, 1971-72
Tom Fitzpatrick, 1970
Ray Coffey, 1967-68-69
Terry Voy, 1966
Ron Halda, 1965
Tom Vaughn, 1962-63
Don Hyer, 1961
Steve Sturek, 1959-60
Jerry Donahue, 1955
Dick Wager, 1954
Arlyn Anderson, 1953
Paul Ray Shupe, 1952
Jim Robertson, 1950-51
Jack Delbridge, 1949
Ray Klootwyk, 1947-48
Don Seibold, 1943-46

Joe Noble, 1944
Ellis Alexander, 1940-41-42
Martin Boswell, 1937-38-39
Burdette Hanna, 1935-36
Charles Hanna, 1934
Russell Gute, 1932-33
Wendell Johnson, 1930
Elmer Kingery, 1926
Roy Longstreet, 1924

36

Mason Cassady, 2020
Chandler Pulvermacher, 2018-19
Bobby Leath, 2015-16
Jamaal Richardson, 2014
Sam George, 2013
Jace Hawley, 2010-11-12
Patrick Mulcahy, 2008-09-10-11
Kyle Walker, 2008-09
Jon Banks, 2005
Brett Kellogg, 2000-01-02-03-04
Elliott Dowling, 2001-02
James Elmore, 1995-96-97-98-99
Kevin Fulton, 1990-91-92-93-94
Casey Martinez, 1988-89
Byron Price, 1987
Sylvester Nickerson, 1986
Al Watson, 1982-83-84-85
Kevin Coughlin, 1981
Victor Mack, 1978-79-80
Klarence Isler, 1974-75
Ron Vorwald, 1973
John Kelly, 1970-71
Dave Van Lier, 1969
Maury Cox, 1967
Steve Morehouse, 1966
Ed Kimbrough, 1962
Tom Watkins, 1958
Jack Hansen, 1957
Bill Jensen, 1956
Cliff Deupree, 1955
Roger Miller, 1954
Dick Wager, 1953
Al Stevenson, 1952
Jack Delbridge, 1950
Don Laun, 1948
Roger Rutt, 1947
Art Martin, 1945
Don Dixson, 1944
Jack Fathauer, 1943
William Jahn, 1940-41-42
Bill Taylor, 1937-38-39
Harold Schafroth, 1934-35-36
Ed Schafroth, 1931-32-33
Elmer Larson, 1930
Myers, 1926
Owen, 1924

37

Jordyn Morgan, 2020-21
Daric Whipple, 2017-18-19
Mackenro Alexander, 2016-17
Daric Whipple, 2016
Vic Holmes, 2015
Nikko Wheeler, 2014
Walker Lee Woods, 2011-12
Ben Dinkins, 2010
Michael O'Connell, 2007-08-09-10
Bret Culbertson, 2004-05-06-07
Reggie Rock, 2005
Cody Stafford, 2000-01-02-03
Carlos Bacon, 2000
DeCarlos Anderson, 1999
Julian Sells, 1998
Michael O'Brien, 1994-95-96-97
Brad Patrick, 1993
Jason Young, 1992
Rob McCarville, 1991
Charles Vondra, 1986-87-88-89
Joe Henderson, 1985
Richard Hanson, 1983-84
Billy McCue, 1981-82
Jack Seabrooke, 1977-78-79-80
Rich Mark, 1976
Neal Moses, 1974
Les Leonard, 1973
John Schweizer, 1970-71-72
Bruce Beerman, 1968-69
Tom Salerno, 1967
Fred Rippel, 1955
Jim Rooker, 1952
Don Webb, 1948
Dean Norman, 1946-47
A.W. Anderson, 1945
Jean Lange, 1939
Paul Morin, 1937-38
Frank Connor, 1936
Smoke, 1935
Cecil Saddoris, 1931
Kenneth Wells, 1930
Tawzer, 1924

38

Ar'quel Smith, 2020-21
Levi Hummel, 2019-20-21
Peyton Paddock, 2015-16-17-18-19
Gerry Vaughn, 2018
Aaron Austin, 2016
Jared Weaver, 2014
Dylan Lyman, 2013
Roosevelt Maggitt, 2008-09-10-11-12
Trenton Bledsoe, 2010
Chris Campbell, 2008
Tyler Pontier, 2005
Leon Ashby, 2004
Jermaine Hickey, 2003
Eric Snyder, 2002-03
Sam Holden, 2001-02
Jesse Beckom, 1998-99
Michael Cooper, 1993-94-95-96-97
Jason Regan, 1992
Michael Daniels, 1991
Ty Stewart, 1990
Gary Pedersen, 1988-89
Troy Moore, 1987
Curtis Warren, 1986
Ray Guzzi, 1985
Jim Thompson, 1983-84
King Green, 1981-82
Brian Johnson, 1977-78-79
Darrell Chapper, 1976
Sy Bassett, 1973-74-75
Dave Parker, 1970
Vern Skripsky, 1968-69
Steve Richards, 1967
Bob Lohrenz, 1956
Bill Jensen, 1951
Dick Dillow, 1950
Robert Angle, 1947
George Friedl, 1946-47
Bruce Johnson, 1945
Howard Foy, 1944
Glen Midgordon, 1942
Maurice Ryan, 1940-41
Ed Bock, 1936-37-38
Ken Ames, 1935
Marvin Oberg, 1934
Hess, 1932
Edward Oberhauser, 1930
Grooms, 1926
Vifquain, 1924

39

Tyler Bittman, 2021
Asle Thorson, 2021
Steve Wirtel, 2016-17-18-19
Miles Rupiper, 2018
Zach Silbermann, 2016-17-18
Oscar Opara, 2015
Jack Spreen, 2014
Tysen Streeter, 2013
Matt Morton, 2009-10-11-12
Rickey Thompson, 2006-07-08
Edgar Arceo, 2005
Roger Wright, 2004
Rusty Gibbs, 2002-03
Mark Weisberg, 2002
Matt Grosserode, 2000-01
Curt Schroeder, 1998-99-2000-01
J.J. Moses, 1997
Eric Martin, 1994-95
Geoff Turner, 1993
Sundiata Patterson, 1989-90-91-92
Paul Schulte, 1988
Chris Hentges, 1984-85-86
Dwayne Johnson, 1979-80-81-82
Doug Myers, 1982
Dan Nekola, 1977-78
Tom Miller, 1975-76
Mike Larsen, 1974
Craig Sabatini, 1970-71-72
Don McLaughlin, 1969
Al Staidl, 1968
Rodney Rust, 1947
Charles Zlomke, 1945
Dick France, 1944
Richard Wolfe, 1943
Glen Midgordon, 1942
Robert Kirkpatrick, 1939-40
Joe Goldberg, 1936-37-38
Don Grefe, 1934-35
Jack Beyer, 1931-32-33
Lynn Grimes, 1924

40

Will Zahradnik, 2020-21
Hunter Zenzen, 2020-21
Jared Gescheidler, 2015-16-17-18-19
Morgan Bartman, 2018
Justin Webster, 2013-14
Dalton Ferch, 2012
Zack Tucker, 2008-09
Shawn Moorehead, 2002-03-04-05-06
Corey Paetznick, 2005
Derek Walters, 2002-03
Brent Nash, 2000-01
Jason Griffin, 1998-99
Luke Peterson, 1997
Tim Sanders, 1994-95-96
Angelo Provenza, 1993
Malcolm Goodwin, 1989-90-91-92
Curtis Warren, 1988
Steve Cromie, 1986
Bobby Hackett, 1985
George Walker, 1983-84
Dwayne Gillyard, 1981-82
Dan Goodwin, 1978-79
Yogi Stevens, 1977
Phil Danowsky, 1972-73-74
Maris Grinvalds, 1970
Bob Brouilette, 1968-69
Doug Robinson, 1965-66-67
Joe Beauchamp, 1964
Charles Therkildsen, 1956
Jack Hansen, 1955
Van Greene, 1954
Dick Cox, 1952-53
Paul Shupe, 1951
Jim Sturtz, 1950
Myron Jepson, 1949
Tony Loveall, 1948
Norman Anderson, 1946-47
Jack McDowell, 1944
Jim McKeegan, 1943
Delbert Greenlee, 1942
Robert Kline, 1940
Duncan Glab, 1937-38-39
Ed Hergenrather, 1936
Kraemer, 1935
Truman Nelson, 1930
Krekow, 1925
Ed Weimer, 1924

41

Koby Hathcock, 2020-21
Drew lutzwig, 2021
Mason Cassady, 2019
Ryan Reighard, 2018-19
Chris Francis, 2014-15-16-17-18
Darius White, 2012-13-14-15
Edwin Arceo, 2011-12
Walker Lee Woods, 2010
Kyle Benning, 2009
Ben Barkema, 2003-04-05-06-07
Chase Hurtig, 2007
Marc Soltis, 2002-03-04
Jeremy Loyd, 2001-02
Ab Turner, 1998-99-2000
Shaka Jones, 1997
Cameron Gregg, 1995-96
Clint Thomas, 1993-94-95
Dan Watkins, 1989-90-91-92
Jeff Dole, 1986-87-88
Anthony Mayze, 1984-85

Scott Williams, 1983
Ed Smith, 1982
Bill Cooper, 1981
Jeff Lingren, 1979
Stan Hixon, 1977-78
Mike Larsen, 1975
Gerry Forge, 1971-72-73-74
John Usmial, 1968-69-70
Larry Carwell, 1964-65-66
John Schweickert, 1954
Bob Angle, 1949
Russ Whalen, 1948
Leonhardt Daib, 1947
Art Martin, 1946
George Gallagher, 1943
Robert Lechtenberg, 1941-42
William Lechtenberg, 1937-38-39-40
Rod Van Scoy, 1935-36
Paul Berger, 1933
Gordon Nagel, 1931
Warren Duesenberg, 1930
Crawford, 1925
William Nave, 1924

42

Jack Tiarks, 2020-21
Marcel Spears Jr., 2015-16-17-18-19
Nathan Fagnani, 2017
Spencer Benton, 2014-15
Luke Sims, 2011-12
Beau Blankenship, 2009
Tahaun Fountain, 2009
Greg Coleman, 2005
Quinn Hendel, 2005
Tony Johnson, 2004
Nick Linder, 2000-01-02-03
Frank Garcia, 1999-2000-01-02
Joe Parmentier, 1995-96-97-98
Marc Lillibridge, 1992-93-94
Matt Walker, 1993
Steve Lester, 1989-91
Ted Johnson, 1990
Rodney Harris, 1986-87-88
Billy McCue, 1983-84
Joe Johanns, 1981-82
Jeff Eaton, 1979
Jim Solus, 1977-78
Greg Grove, 1973-74-75-76
Dom Bosco, 1971
Marshall Lang, 1967-68-69
Harry Alley, 1964-65-66
Don Hyer, 1962
Paul Sullivan, 1961
Ken Griffith, 1960
Bob Harden, 1956
Hank Philmon, 1955
Don Houser, 1953
Chuck Gates, 1952
Jim Sturtz, 1949
Edson Dockstader, 1948
Robert Erwin, 1947
Oren Breda, 1946
John Hauck, 1945
Harry Kraus, 1944
Charles Wright, 1943
Jack Miller, 1942
Ken Schneider, 1940
Mike Donald, 1937
Paras, 1935
Harold Templeton, 1931-32
Webster Intermill, 1930
Crooks, 1925
R.J. Fisher, 1924

43

Dae'shawn Davis, 2020-21
Jared Rus, 2019-20-21
Logan Redeker, 2017
Tymar Sutton, 2016-17-18
Sam George, 2014-15
Jordan Welch, 2012-13
Gage Shaeffer, 2010
Fred Garrin, 2006-07-08-09
Cephus Johnson, 2001-02-03-04-05
Ryan Frehse, 2002
Ryan Corcoran, 2000-01
Sean Manatt, 1999-2000
Hez Jackson, 1995-96-97-98-99
Steve Mulqueen, 1997
Seth Drenner, 1993-94
Greg Allen, 1991-92
Doug Ragaller, 1990
Don Edwards, 1986-87-88-89
Michael Taylor, 1984-85
Ray Harvey, 1983
Tim Iversen, 1981-82
Mark Nanke, 1979
Pat Kennedy, 1977-78
Bruce Beaman, 1972-73-74
Curtis Bryant, 1974
Steve Wardlaw, 1969-70-71
Rich Marcordes, 1967
Tom Ambrose, 1966
Ernie Kennedy, 1962-63-64-65
Jim Stehbens, 1959
Bob Sokol, 1957
Ron Pohl, 1956
Hank Philmon, 1954
Howard Jensen, 1948
Harle Rollinger, 1946-47
Dick Cole, 1944
Fred Clausen, 1943
James Beneke, 1941-42
Leonard Thomas, 1940
Jim Cobb, 1939
Edgar Peiper, 1938
Al Stoecker, 1935-36-37
Vernon Loyd, 1932-33-34
Rudy Tegland, 1930
Jesse Doty, 1928-29
Robert Helming, 1927
Al Thornburg, 1924

44

Dan Sichterman, 2020
Johnny Wilson, 2020-21
Gage Gunnerson, 2019
Bobby McMillen, 2015-16-17-18-19
Ashton Clemons, 2015-16
Zach Samson, 2014
Alton Meeks, 2013-14
Luke Goodson, 2011-12
Kevin Hamlin, 2008-09-10
Tim Dobbins, 2004-05
Kyle Smith, 2002-03-04
Justin Eilers, 2001
Ryan Harklau, 1996-97-98-99-2000
B.J. Spyksma, 1991-92-93-94-95
Kelvin King, 1989-90
John Cinefro, 1986-88
Mark Matuscak, 1983-84-85
Jim Laska, 1981-82
Larry Crawford, 1978-79-80
Greg Meckstroth, 1976
Jimmy Randolph, 1975
Barry Hill, 1971-72-73-74
Jock Johnson, 1968-69-70
Don Graves, 1967
John Soucek, 1965-66
Tom Connelly, 1963
Ron Onopa, 1961
Cliff Rick, 1958-59-60
Marv Walter, 1957
Paul Shupe, 1956
Bruce Alexander, 1953-54
Frank Congiardo, 1950-51-52
John Pottebaum, 1948
Lowell Titus, 1947
Bob Jensen, 1946
Jim McKeegan, 1944
Floyd Bender, 1943
Marc Pickrell, 1942
Robert Lechtenberg, 1940
Howard Medin, 1937-38-39
Walters, 1935
William Monlux, 1934
Edward Oberhauser, 1931
Cecil Saddoris, 1930
Ed Hill, 1924

45

Corey Suttle, 2019-20
Ben Latusek, 2019
Carson Lensing, 2016-17-18
Dale Pierson, 2014-15
Knute Severson, 2012-13
Matt Tau'fo'ou, 2009-10-11
Andrew Behnkendorf, 2010
Joe Blaes, 2008
Steven Ebner, 2004-05-06-07
Curtiz Mathis, 2007
Taylor Schrage, 2003-04
Joe Woodley, 1999-2000-01-02-03
Corey Bengston, 2002
Jamie Kohl, 1995-96-97-98
Matt Nitchie, 1990-91-92-93-94
Mike Shane, 1986-87-88-89
Lester Williams, 1983-84-85
Jason Jacobs, 1982
Dwayne Crutchfield, 1980-81
Richard Gray, 1979
Keno Laney, 1977-78
Scott Cole, 1976
Mark Clarey, 1974
Bill Shellabarger, 1970-71-72
Jerry Fiat, 1968-69
Tom Busch, 1965-66-67
Jim Clapper, 1960-61-62
Phil Hill, 1957-58
Don Rogers, 1956
Jack Dee, 1955
Keith Holman, 1952
Dick Cox, 1951
Ed Herko, 1948
Robert McFerson, 1947
Carter Kokjer, 1943-46
Dana Omer, 1944
Robert Kirkpatrick, 1941
Bernard Mickelson, 1939-40
Gordon Reupke, 1936-37-38
Robert Smith, 1930-31
W. Zeller, 1924

46

Carston Marshall, 2021
Andrew Ernstmeyer, 2019
Answer Gaye, 2019
Spencer Benton, 2016-17
Joe Doran, 2015
Brian Bonacci, 2013-14
Karl Nicholson, 2012
Dakota Zimmerman, 2008-09-10-11
Andrew Crenshaw, 2009
Kyle Smith, 2005
Boyd Viers, 2001-02-03-04
Matt Word, 1999-2000
Louis Van Dyke, 1998
Mark Malloy, 1996-97
Chuck Della Vella, 1995
Jeff Cole, 1992-93-94
Larry Ratigan, 1988-89-90-91
Robert Dabney, 1986-87
James Newbill, 1984-85
Steve Thomas, 1983
Michael Wade, 1980-81-82
Victor Heidelberg, 1979
Steve Meyer, 1978
Dan Falder, 1973
Van Holloway, 1970-71-72
Rich Yeargle, 1969
Hub Nelson, 1968
Dan Bernard, 1961
Gregg Gammack, 1960
Erwin Sadanowicz, 1956
Bob Rockwood, 1950
Ted Sandberg, 1948
Cliff Dennis, 1946-47
Ray Vandergriff, 1943
Joseph Galietto, 1942
LaVerne Lewis, 1941
Ernest Mueller, 1938-39-40
Arnold Krekow, 1937
Charles Hall, 1936
Domer, 1935
Robert Hiatt, 1933
Franklin Nolte, 1931
Charles Hood, 1930
Brockmeyer, 1925
R. Hienton, 1924

47

Kendell Jackson, 2018-19-20-21
Sam Seonbuchner, 2014-15-16-17-18
Dalton Gilbert, 2013

A.J. Klein, 2009-10-11-12
Kurtis Taylor, 2004-05-06-07-08
Steven King, 2006
Chris Whitaker, 1999-2000-01-02-03
Cory Kluver, 1996-97-98
Rob Harken, 1995-97
Gabe Toft, 1994
Brandon Geise, 1991
Anthony Scott, 1990
Glenn Wilder, 1989
Robert Lendino, 1988
Duane Taylor, 1987
Al Patton, 1985
Ray Harvey, 1984
Sam Clear, 1983
Tony Greene, 1981-82
Mike Leaders, 1978-79
Barry Barritt, 1974
Matt Blair, 1971-72-73
Brad Steckmesser, 1970
Paul Scheraldi, 1969
Jim Dunn, 1957
Don Rogers, 1955
Mark Rothacker, 1949-50
Howard Snider, 1948
Phil Brinkman, 1947
Nerwin Soper, 1946
Ken Trommler, 1944
C.M. Kisner, 1943
Harley Rollinger, 1942
Lincoln Stewart, 1939-40-41
Robert Hunt, 1938
James Dishinger, 1935-36-37
Kenneth Allbee, 1930
Roland Coe, 1924

48

Benjamin Dunkleberger, 2019-20-21
Kamilo Tongamoa, 2017-18
Jason Bowman, 2014-15-16-17-18
Jeffrey Proctor, 2016
Cory Morrissey, 2012-13
Jacob Lattimer, 2009-10-11
Brad Adams, 2009-10
Sean Smith, 2008
Matt Purvis, 2006-07
Travis Cruise, 2005-06
Ryan Baum, 2003
Pat Girskis, 2003
Dominic Bailey, 2001
Justin Eilers, 2000
David Brcka, 1995-96-97-98-99
Scott Schulz, 1990-91-92-93
Jeremy Earp, 1993
Dean Ahlers, 1987-88-89
John Clayborn, 1986
Jim Luebbers, 1983-84-85
Dennis Gibson, 1982
Joel Jenson, 1979-80-81
Anthony Norman, 1974
Larry Marquardt, 1971-72-73
Willie Harris, 1968-69-70
Bruce Alexander, 1955
Dave Heckmiller, 1953
Jim Smith, 1952
Wayne Horras, 1951
Paul Strohman, 1949
Jack Nissly, 1948
Louis Bosnyak, 1946-47
Carter Kokjer, 1944
Al Rawson, 1944
Bill Albrecht , 1943
George Schoel, 1942
Robert Seaburg, 1939-40-41
Jake Strong, 1938
Strackbein, 1935
George Goelz, 1933
Forrest Bennett, 1930
Harry Lindblom, 1928
Harold Schweppee, 1927
Allen Holman, 1926
A.C. Burt, 1924

49

Myles Mendeszoon, 2021
Stevo Klotz, 2021
Trey Fancher, 2019-20
Caleb Young, 2018-19
Jack Spreen, 2013-15-16-17
Mauricio Ramirez, 2016
Spencer Thornton, 2010-11-12-13-14
Carl Kirpes, 2010
David Wonders, 2007-08-09
Landon Schrage, 2001-02-03-04-05
Adam Benike, 2001-02-03
Eric Weiford, 1999-2000
Joe Fisher, 1998
Brandon Rutledge, 1995-96-97
Marcus Allen, 1990-91-92-93-94
Anthony Hoskins, 1985-86-87-88
Eric Winterhof, 1988
Ralph Conner, 1983-84
Randy Richards, 1982
Robert Coffer, 1981
Cal Jacobs, 1978-79
Mike Gnade, 1973-74-75
Barry Johnson, 1971-72
Steve Karber, 1968-69-70
Harold Kornbaum, 1947
LeRoy Wiltsie, 1946
Robert Peterson, 1944
Norman Madson, 1943
Howard Tippee, 1941-42
Douglas Graves, 1938-39-40
Ocrel Russell, 1937
Carrol Witmer, 1936
Jackson, 1935
Arthur Johnson, 1930
Fred Lutjens, 1927
Phil Petty, 1924

50

Tyler Maro, 2021
Logan Otting, 2019
Eyioma Uwazurike, 2016-17-18
Bryan Larson, 2013-14-15-16-17
Willie Scott, 2009-10-11-12-13
Sean Smith, 2007-09-10
Jeremy Lang, 1999
Kip King, 1994-95-96-97-98
Troy Carmann, 1993
Jeff Cole, 1990-91
Dean White, 1988-89
Jon Claborn, 1987
Channon Mawdsley, 1984-85-86
Brad Abbas, 1980-81-82
Scott Cole, 1978-79
Denny Engel, 1976-77
Jimmy Potter, 1974
John McKillop, 1970-71-72-73
Wayne Bestke, 1966-67-68-69
Dick Kasperek, 1963-65
Steve Tisza, 1960
Larry Van Werden, 1956
Jim Rawley, 1951-52-53
Bob Livingston, 1949
Len Daiv, 1948
Ralph Reese, 1944
Larry Tallenaere, 1943
John Potter, 1942
John Heggen, 1940-41
Ed Fuller, 1937-38-39
Dick Brisbin, 1936
P. Daley, 1935
Wilbur Kroger, 1933-34
Wilbur Schlenker, 1930
John Rasmess, 1925
Storvick, 1924

51

Stevo Klotz, 2020
Julian Good-Jones, 2015-16-17-18-19
Logan Wolf, 2016-17
Tanner Tusha, 2012-13-14-15
Scott Haughton, 2008-09
Andy Leaders, 2000-01-02-03-04
Dan Potempa, 1997-98
Oliver Ross, 1996-97
Byron Heitz, 1991-92-93-94-95
George Tsiotsias, 1989-90
Andy Alcorn, 1988
Pete Doering, 1987
Jeff Braswell, 1984-85
Dwayne Gilyard, 1983
Mike Shindelar, 1981-82
Ron Bockhaus, 1976-78-79
Greg Pittman, 1975
Lagrant Anthony, 1974
Tom Karr, 1972-73
Chuck Blaskovich, 1971
Bruce Van Langen, 1970
Dennis Pelisk, 1968-69
Al Staidl, 1967
John Lambi, 1966
Steve Morehouse, 1965
Bill Robitaille, 1956
Jack Falter, 1955
Rich George, 1954
Chuck Coey , 1952-53
Rod Rust, 1948-49
Robert Caddock, 1941-42
Stanley Brown, 1939-40
Walter Stuenkel, 1938
Elmer Lange, 1936
Camp, 1935
Joseph Borg, 1934
John Catron, 1933
Hiram Roe, 1931
Harold Ingle, 1930
Brockmeyer, 1924

52

Trevor Downing, 2018-19-20-21
Joey Petersen, 2021
Dan Sichterman, 2017-18-19
Collin Olson, 2015
Terry Ayeni, 2014-15
Cole Anderson, 2014
Jeremiah George, 2011-12-13
Mike Bangtson, 2009-10
Grant Stonerook, 2009-10
Mike Knapp, 2005-06-07-08-09
Brent Curvey, 2003-04-05-06
Brian Lutter, 2001-02-03-04
James Reed, 1997-98-99-2000
Adam Ploog, 1997
Aaron Schultze, 1995
Jim Thompson, 1990-91-92-94
Ryan Robuck, 1993
Jeff Smith, 1988-89
Kent Hunter, 1986
Tim Iversen, 1983-84-85
Doug Van Sloten, 1981-82
Jeff Kincart, 1979-80
Craig Volkens, 1974-76-77
Matt Kiger, 1973
Jeff Jones, 1972
Terry Sutton, 1969-70-71
Larry Thompson, 1967
Chuck Wahtola, 1966
Randy Vick, 1964
Jim Barr, 1959-60-61
Jon Haverman, 1955
Jim Lyons, 1954
Jim Johnson, 1952-53
Vince Beacom, 1948-49-50
H.J. Crisler, 1943
William Barger, 1940-41-42
Jack West, 1937-38-39
Fred Poole, 1934-35-36
Fred Radakovich, 1933
Wilbur Braniff, 1932
Maynard Spear, 1928-29-30
Harry Lindblom, 1927
Powek, 1924

53

Derek Greiner, 2017-18-19-20-21
Will Clapper, 2019
Gerry Alt, 2017-18
Patrick Scoggins, 2015-16
Anthony Lazard, 2012-13-14-15-16
Tyler Sudbeck, 2010
Joe Jacobs, 2009
Evan Vencil, 2007-08
Walker Scott, 2005-06
Cale Stubbe, 2002-03-04
Jimmy Morris, 2002-03
Aaron Wendel, 2001-02-03
Todd Slycord, 2000
Jim Weston, 1997
Corey Stevenson, 1995
Ryan Culver, 1993
Bill Wilkinson, 1988-89-90-91

Darrin Tate, 1986
James Butler, 1985
Wes Winnekins, 1983-84
Eric Huhndorf, 1982
Shamus McDonough, 1978-79-80-81
Scott Hansen, 1977
Gene Rowell, 1976
Jeff Jones, 1973-74-75
Ken Caratelli, 1969-70-71-72
Tim Connor, 1968
Terry Voy, 1967
Joe De La Rosa, 1966
Jim Wipert, 1963-64
John Spelman, 1959-60-61
Grant Blaney, 1955-56
Chuck Muelhaupt, 1954
Ron Shoop, 1951-52
Len Daiv, 1949
Carol Preston, 1944
Gene Daubendick, 1943
Louis Bosnyak, 1942
James Cobb, 1941
Stewart Barnes, 1940
John Heggen, 1939
Kenneth Dyer, 1938
William Dailey, 1935-36-37
Robert Peck, 1934
William Dixon, 1930-31
Kenneth Wells, 1929
Leslie Warburton, 1928
Carl Ours, 1927

54

Jarrod Hufford, 2019-20-21
Aidan Ralph, 2021
Austin Svoboda, 2018
Josh Mueller, 2016-17-18
Collin Olson, 2016-17
Jack McAllister, 2014-15
Marcus Benton, 2011-12-13
Jesse Smith, 2006-07-08-09
Matthew Robertson, 2002-03-04
Ryan Bracius, 2001
Adam Jablonski, 2000
Chris Cue, 1999
Andre Lee, 1995-96-97
Glenn Waterhouse, 1993-94
Andy Alcorn, 1990-91-92
Trent Van Hoosen, 1986-87-88-89
Mike Malloy, 1988
Vernon Singleton, 1984
Chris Washington, 1980-81-82-83
Ned Rasmussen, 1978
Dave Rom, 1976-77
John Fritsch, 1973-74-75
Dave Pittman, 1970-71-72
Gary Fraser, 1969
Steve Richards, 1968
Lynn Kettleson, 1966
Ted Jones, 1965
John Lambi, 1964
Tom Parrish, 1961-62-63
Arden Esslinger, 1958-59-60
Jack Falter, 1956-57
Frank Howell, 1955
Elmer May, 1952-53-54
Carl Knop, 1944
Paul Salzman, 1940
Charles Briley, 1937
Cecil Bowie, 1936
Obye, 1935
Clarence Gustine, 1934
Ray Truesdell, 1931
Franklin Nolte, 1930
Norm Thomas, 1926

55

Darrell Simmons Jr., 2019-20-21
Zach Petersen, 2018-19-20-21
J.D. Waggoner, 2015-16
Jacob Homa, 2013-14-15
Jevohn Miller, 2011-12-13-14
Nolan Gall, 2010-11
Chris Lyle, 2007-08-09
Anthony Walker, 2003-04-05-06-07
Matt Scherbring, 2003-04
Beau Coleman, 2001-02
Jared Bucksa, 1999-2000-01
Antonio Mays, 1996-97-98
Terry Thomas, 1995
J.D. Bewley, 1994
Mark Wagner, 1991-92
Gary Pedersen, 1990
Phil Navarro, 1988-89
Chris Moore, 1985-86-87
Todd Krieger, 1983-84
Lester Williams, 1981-82
John Less, 1977-78-79-80
Rob Stoffel, 1974-75-76
Ted Jornov, 1971-72-73
Mark Withrow, 1968-69-70
Lon Snook, 1967
Clyde Senters, 1966
John Berrington, 1963-64
Ray Steffy, 1960-61-62
Gerald Winstead, 1958
Dave Eller, 1957
Tony Vertucci, 1956
Chuck Muelhaupt, 1954-55
Rollie Arns, 1950-51-52
Bob Sennewald, 1949
Carl Mahnke, 1948
Gene Phelps, 1944
Edward Weiler, 1942
Truman Nagel, 1930
Walter Weiss, 1927

56

J.R. Singleton, 2021
Anthony Smith, 2020-21
Latrell Bankston, 2020
Kendrick Harris, 2018
Bobby Denaro, 2017-18
Jaypee Philbert, 2015-16
Josh Coleman, 2015-16
J.D. Waggoner, 2013-14
Ben Loth, 2010-11-12-13-14
Russell Wright, 2010
Chris Weir, 2007-08
Kody Kuehl, 2004
Shaheed Richardson, 2002
Adam Sansale, 1997-98-99-2000-01
Tiray Johnson, 1999-2000-01
Tyrone Tucker, 2000
Eric Weiford, 1998
Mike Sakalas, 1994-95-96
Lawrence Roberts, 1991-92
Chris Mussman, 1987-88-89-90
Darrin Trieb, 1986
Willie Everett, 1984-85
Doug Fischer, 1983
Jim Meyer, 1978-79-80-81-82
Mark Boehm, 1975-76-77
Rick Howe, 1972-73-74
Jerry Boyington, 1968-69-70
Dave Mayberry, 1965-66-67
Bill Robitaille, 1958
Frank Powell, 1956-57
Bob Erickson, 1955
Gerald Gustafson, 1953
Wayne Horras, 1952
Norman Vesely, 1950-51
Eugene Phelps, 1942
LaVerne Lewis, 1939-40
Rex Gilchrist, 1937
Gordon Putnam, 1936
Ike Hayes, 1934-35
John Graveno, 1933
Wendell Johnson, 1932
Kern Elerick, 1931
Norton Behm, 1925

57

Colin Newell, 2017-18-19-20-21
Seth Nerness, 2016
Clark Johnson, 2015
Byron Klauenberg, 2014
Nick Lande, 2012
Jon Caspers, 2010-11
Jesse Smith, 2005
Walker Scott, 2002
Josh Rank, 1997-98-99
Chris Brunsvold, 1996
Nick Clausen, 1990-91-92-93-94
Rick Wells, 1987-88-89
Dennis Gibson, 1983-84-85-86
Ned Rasmussen, 1979-80-81-82
Jeff Lingren, 1978
Mark Settle, 1975-76-77
Arlen Ciechanowski, 1971-72-73-74
Keith Schroeder, 1968-69-70
Jim Wipert, 1965
Bob Sennewald, 1950
Carl Mahnke, 1949
Walter Haugo, 1944
Carroll Preston, 1943
Roe Williams, 1941-42
James Wertman, 1940
Orland Peterson, 1938-39
Clarence Gustine, 1935-36
Wilbur Winter, 1932-33-34
Wendell Johnson, 1931

58

Eyioma Uwazurike, 2020-21
Ray Lima, 2019
Spencer Benton, 2018
J.D. Waggoner, 2017
Mitchell Meyers, 2015-16
Cory Morrissey, 2014
Jared Weaver, 2011-12
Hayworth Hicks, 2008
Seth Zehr, 2002-03-04-05-06
Erik Anderson, 2002-03-04
Scott Davis, 1997-98-99-2000
Scott Scheide, 1997
Michael VerMeer, 1994
Eric Martin, 1993
Dan Milner, 1989-90-91-92
Tyrone Davis, 1988
Scott Benson, 1984-85-86-87
Chuck Meyers, 1979-80-81-82-83
Pat Henricksen, 1976-77-78
Bob Police, 1974
Chuck Blaskovich, 1972-73
Bob Matey, 1969-71
Don Stanley, 1965-66-67
Ernie Kun, 1962
Ron Ratliff, 1960
Bill Lambert, 1943
Melvin Shanda, 1941-42
Merle Osborne, 1938-39-40
Harold Alger, 1937
Donald Anderson, 1936
Hardle, 1935
Richard Brisbin, 1934
Hiram Roe, 1932-33
Richard Wilcox, 1928-29
Ray Galbraith, 1927
Harry Toom, 1926

59

Jack Hester, 2020-21
Connor Guess, 2018-19-20-21
Trey Benson, 2014-15
Charley Forey, 2012-13
Preston Kaufman, 2008-09-10
Brian Ekwelundu, 2006
Landon Streit, 2005
Drew Strube, 2004
Derek Walters, 2001
Matt Hensler, 1998-99
Jason Weite, 1995-96-97
Jason Klootwyk, 1994
Travis Cox, 1990-91-92-93
Jim Fotos, 1989
Mark Foley, 1988
Randy Richards, 1983-84-85-87
Chris Cox, 1986
Jeff Lambert, 1981-82
Clint Loy, 1979-80
Tom Stonerook, 1976-77-78
Ray Amos, 1975
Jack Thomas, 1973-74
Bob Banger, 1970-71-72
Mike Lorber, 1968-69
Bob Smith, 1967
Ed Pundt, 1966
Randy Vick, 1965
Dick Bliss, 1942-43
John Buoy, 1940-41
Bill Bliss, 1937-38-39
Russell Coundiff, 1934-35-36
Gilbert McQuern, 1932

Richard Grefe, 1931
Bob Fisher 1925

60

Owen Terwilliger, 2019-20
Quinn Sonntag, 2015-16-17-18
Taimon Moran-Hoyne, 2009-10
Brandon Johnson, 2004-05-06-07-08
John Barghusen, 2002-03
Brent Nelson, 2000-01-03
T.J. Tuetken, 1996-97-98-99
Caleb Smith, 1997
Mark Konopka, 1991-92-93-94-95
Eric Carlson, 1989-90
Alan Patten, 1986-87-88
Brian Barkley, 1985
Mike Shindelar, 1983-84
Mark Lichtenberg, 1981
Cal Jacobs, 1980
Ron Wagner, 1978
Randy Koch, 1975-76-77-78
Brad Storm, 1972-73-74
Mike Terrizzi, 1970-71
Larry Gaffin, 1966-67-68
Wayne Lueders, 1963-64-65
Bob Wolf, 1962
Jack Payne, 1960
Art Stephens, 1959
Ray Fauser, 1958
Ron Barnhart, 1957
Phil Zink, 1953-54
Bob Olson, 1950-51-52
Dana Omer, 1948-49
John McKee, 1944
Ken Keough, 1944
George Gast, 1941-42-43
Ed Woodruff, 1938
Warren Shoemaker, 1937
Ed Blumenstein, 1934-35-36
Frank Driggins, 1933
Glen Liston, 1932
Charles Keasey, 1927
F. Bondor, 1924

61

Evan Kilstrom, 2019-20
Brian Bobek, 2016
Jacob Sandoz, 2015
Nick Beckman, 2011-12
Cameron Murray, 2009
Nick Slobidsky, 2007-08
Bonner Tuinstra, 1999
George Cunningham, 1997-98
Aaron Mauga, 1996
Jason Putz, 1992-93-94-95
T.J. Tuetken, 1995
Ted Dooley, 1990-91
Chris Hergenraider, 1988-89
Mike Gukeisen, 1987
Eric Holm, 1985
Mike Bruening, 1983
Doug Fischer, 1980-81-82
Tim Vande Merkt, 1978-79
Ron McFarland, 1974-75-77
Bob Herman, 1972-73
Lon Coleman, 1971
Elve Everage, 1970
Dan McAvoy, 1968
Dennis Bandy, 1967
George Dimitri, 1966
Frank Belichick, 1965
Ted Jones, 1963
Dan Celoni, 1959-60-61
Ralph Losee, 1957-58
Ron Bredasen, 1955-56
Gean Kowalski, 1952-53
Charles Coey, 1951
George Heick, 1950
Joe Brubaker, 1948-49
Tom Bond, 1944
Harold Hayes, 1944
Bernie Mortensen, 1943
Richard Swanson, 1942
Henry Wilder, 1937-38
Healy Burnham, 1936
Fitch, 1935
Donald Theophilus, 1932-33-34
Joseph Croker, 1928
John Kulp, 1926
Ed Hill, 1925
D. Chesneau, 1924

62

Dodge Sauser, 2021
Noah Juergensen, 2017-18-19-20
Nick Fett, 2012-14-15-16
Chance Benoit, 2011
Brandon Jensen, 2010
Nate Frere, 2006-07-08-09
Johannes Egbers, 2002-03-04-05
Adam Perpich, 2001
George Cunningham, 2000
Travis Atkins, 1998
Jeremy Johnson, 1997
Joe Cominsky, 1995-96
Jim Kolbet, 1993-94
Doug Skartvedt, 1989-90-91-92-93
Rich Moore, 1987-88
Eric Huhndorf, 1983-84-85-86
Rob Radosevich, 1981-82
Kenny Neil, 1977-78-79-80
John Wodziak, 1974
Dom Bosco, 1972-73
Steve Stroup, 1969-70-71
Terry Voy, 1968
Dennis Storey, 1965-66-67
Ken Pigott, 1963
Ralph Esposito, 1962
Al Perez, 1959-60
Jerry Donohue, 1958
John Murphy, 1954-56
Bob Bird, 1955
Weldon Thalacker, 1952-53
Gean Kowalski, 1951
Bill Byrus, 1950
Bill Myers, 1948-49
Carl Kern, 1928-29
P. Konecky, 1924

63

Jim Bonifas, 2021
Collin Olson, 2018-19
Robby Garcia, 2017
Ryan Glenn, 2013-14-15
Patrick McCaffery, 2011-12-13
Ben Lamaak, 2007-08-09-10
Scott Stephenson, 2004-05-06
Craig Kuhrt, 2003
Gerald Johnson, 2001
Ben Bruns, 1996-97-98-99-2000
Dale Rowley, 1992-93-94-95
Dave Ward, 1989-90-91
Vince Jasper, 1983-84-85-86
Wes Winnekins, 1981-82
Ron Wagner, 1980
Mike Stensrud, 1974-76-77-78
Dan Hanover, 1974
Gary Little, 1972-73
Terry Andringa, 1972
Jim Mraz, 1970-71
Mike Bliss, 1967-68-69
Clarence Bates, 1966
Mike Turk, 1965
Bob Engebretson, 1964
Chuck Steimle, 1961-62-63
Hank Vogelman, 1959-60
Jerry Schoenfelder, 1957-58
Howie Heinrich, 1956
Rich George, 1955
Wayne Horras, 1954
Russ Johnston, 1953
Dwight Nichols, 1951-52
Jimmy Myers, 1948
Bill Travers, 1944
Howard Braunstein, 1944
Gilbert Carafiol, 1943
Ray Tenhoff, 1940-41
Oscar Baerenwald, 1936
Harold Birney, 1934-35
Harry Johnson, 1928-29
Gould Ayres, 1927
John Miller, 1926
Woodhull, 1924

64

Derek Schweiger, 2017-18-19-20-21
Karson Green, 2016
Scott Schilb, 2015
Ethan Tuftee, 2009-10-11-12-13
Trent Claussen, 2002-03-04
Joseph Johnson, 2001
Andrew Kelley, 1997-98-99-2000
Erol Arkan, 1995-96
Chris Blohm, 1993-94
Mike Malloy, 1989-90-91
John Smith, 1985-86-87
Bill Hanley, 1983
Ted Clapper, 1979-80-81-82
Tom Randall, 1974-75-76-77
Terry Andringa, 1973-74
Steve Loney, 1972-73
Steve Burns, 1971-72
Scott Seeliger, 1970
Bill Easter, 1968-69
Vern Skripsky, 1967
Bill Brooks, 1965-66
Lynn Kettleson, 1964
Tom Trafals, 1963
Tom Postak, 1962
Gary Astleford, 1961
Bruce Grasser, 1960
Tom Ferrebee, 1958-59
Bob Bird, 1956-57
Jim Lyons, 1955
Ron Bredeson, 1954
Jim McCann, 1953
Ron Swanson, 1950-51-52
Wayne Seibold, 1947-48-49
Jim Riding, 1944-45-46
Howard Tippee, 1943
Robert Ash, 1941-42
Melvin Happe, 1939-40
Clyde Shugart, 1936-37-38
Joe Smoke, 1937
R. Johnson, 1935
Lynn Grimes, 1925

65

Sam Rengert, 2020-21
Matt Seres, 2018-19
Nate Cave, 2015
Jacob Gannon, 2010-11-12-13-14
Patrick Steinbach, 2007-08
Randy Kellman, 2007
Fabian Dodd, 2004-05
Bob Montgomery, 1999-2000-01-02-03
Jay Super, 1997-98
Brad Jacob, 1998
Patrick Augafa, 1995-96
Travis Block, 1988-89-90-91
Ray Pruchnicki, 1987
Ricky Wells, 1986
Kevin Eggleston, 1981-82-83-84-85
Bill Hambrick, 1980
Al Johnson, 1979
James Key, 1978
Joe Seymour, 1976
Dave Greenwood, 1975
Rick Chiaculas, 1974
Bob Luke, 1973
Terry Reelitz, 1972
John Griglione, 1969-70
Ted Hall, 1966-67-68
Sam Ramenofsky, 1963-64-65
John Van Sicklen, 1962
Dick Scesniak, 1959-60-61
Dave Munger, 1957-58
Ed Arndt, 1956
Bob Meyer, 1955
Bob Wellendorf, 1954
Larry Herbold, 1953
Clyde Titus, 1950-51-52
Joe Roach, 1933
Jack Stolp, 1932
John Kulp, 1928
Woodhull, 1925

66

Tyler Miller, 2020-21
Josh Knipfel, 2017-18-19
Noah Juergensen, 2016
Jacob Dunning, 2012-13-14-15
Stewart Holloway, 2010
Kyle Slifka, 2007-08-09

Joe Blaes, 2007
Nick Leaders, 2002-03-04-05
Brandon Cook, 2003-04-05
Kerry Carlson, 2000
Kit Curry, 2000
Ryan Meyer, 1997-98
Doug Easley, 1994-95-96
Todd McClish, 1990-91-92
David Heyn, 1984-85-86-87-88
John Smith, 1983
Steve Thomas, 1982
Mike Jensen, 1980-81
Dick Cuvelier, 1976-77-78-79
Nate Parker, 1975
Terry Reelitz, 1973-74
Greg Vondrak, 1972
Harold Bassett, 1970-71
Fred Jones, 1968-69
Rick Burchett, 1965-66-67
Ted Jones, 1964
Carl Proto, 1961
Ed McGinty, 1959
Chuck Muelhaupt, 1956
John Murphy, 1955
Weldon Thalacker, 1954
Jim Champlin, 1952-53
Jack Lessin, 1950
Maurice Grier, 1943
Dean Thomas, 1942
Jean Lange, 1940-41
Ted Lang, 1938
Vincent Olberding, 1937
Wyman Maulsby, 1934-35
Harold Walker, 1932
Orrie Roe, 1927-28-29
Walter Weiss, 1925

67

Grant Treiber, 2019-20-21
Jake Campos, 2013-14-15-16-17
Sam Tautolo, 2011-12
Kody Sjoblom, 2010-11-12
Matt Hulbert, 2006-07-08
Luke Vander Sanden, 2000-02-03-04
Cory Hannen, 1997-98-99-2000-01
Paul Skartvedt, 1994-95-96
Todd Miller, 1989-90-91-92-93
Mark Foley, 1987
Steve Renfro, 1987
Brett Lawrence, 1984-85-86
Benn Musgrave, 1980-81-82-83
Rocky Hugee, 1978-79
Dave Williams, 1977
Dave Greenwood, 1976
Bob Bos, 1973-74-75
Mike Ybarra, 1970-71-72
Dan Falder, 1972
Mike O'Neill, 1968
Tom Saxe, 1966-67
Lynn Kettleson, 1965
Tim Brown, 1961-62-63
Tim Pichotta, 1960
Gary Astleford, 1958
Don Springer, 1957
Russ Johnston, 1956
Rex Giuntoli, 1955
Jack Kruger, 1954
Wayne Horras, 1953
Jack Lessin, 1952
Stan Campbell, 1949-50-51
Kenneth Ames, 1932
Johnnie Miller, 1927

68

Zach Ross, 2018-19-20-21
Brian Seda, 2013-14-15-16
Tadd Bergan, 2008
John Tjaden, 2003-04-05-06
Zach Butler, 1998-99-2000-01-02
Eddie Shufford, 1995-96-97
Marcel Howard, 1997
Brad Smith, 1993
Lance Henkel, 1987-88-89-90-91
Jeff Leaders, 1986
Doug Van Sloten, 1983-84-85
Todd Krieger, 1982
Walt Schneiter, 1980-81
Larry McCaulley, 1978-79
Gary Collings, 1979
Marc Butts, 1978
Kevin Cunningham, 1974-75-76-77
Kent Barghols, 1973
Bob Martinson, 1970-71-72
Doug Louge, 1969
Tom Salerno, 1968
Bob Berrington, 1965-66-67
Charles Wahtola, 1963
Paul Ritchie, 1962
Jeff Warner, 1961
Gale Douglas, 1960
Jack Tilles,1957
George Buckman, 1954-55
Erhard Moosman, 1952-53
Herb McDermott, 1949-50
Richard Grefe, 1932
Wayne Welty, 1929
Robert Stevenson, 1928
Zellers, 1925

69

Kory Kodanko, 2014-15-16-17
Nick Kron, 2011-12-13
Kyle Lichtenberg, 2009-10-11-12-13
Scott Fisher, 2005-06
Bastian Schober, 2004
Dwayne Johnson, 2002
Luke Vander Sanden, 2001
Scott Rickard, 1999-2000
Nathan Jorgenson, 1995-96-97
Nigel Tharpe, 1996
Brian Wilkinson, 1990-91-92-93-94
Keith Sims, 1986-87-88-89
Jeff Leaders, 1985
Mark Nelson, 1983
Karl Nelson, 1978-79-80-81-82
Dave Cheesebrough, 1976-78
Wally Yelverton, 1974
Mark Wessenaar, 1973
Greg Thies, 1972
Bob Belluz, 1970-71
Bob Banger, 1969
Tom Alton, 1965-66-67
Ed Kimbrough, 1963-64
John Berrington, 1962
Bill Mosseller, 1960
Jack Tilles, 1955
Dick Callahan, 1954
Bill Wilson, 1952-53
Bill Armstrong, 1944
Meredith Warner, 1943
David Sharp, 1942
Leo Quinn, 1938-39
Robert Johnson, 1937
Roberts, 1935
Kenneth Ames, 1934
Amos Dana, 1932-33
Al Thornburg, 1925

70

Joe Lilienthal, 2020-21
Oge Udeogu, 2016-17-18
Daniel Burton, 2012-13-14-15
Drew Davis, 2008-09-10-11-12
Tom Schmeling, 2004-05-06-07
Bastian Schober, 2003
Jared Otto, 2002-03
Mitch Kennedy, 2001
Ben Beaudet, 1996-97-98-99-2000
Chad Billings, 1995
Troy Petersen, 1990-91-92-93-94
Scott Brandt, 1982-83-84-85
James Key, 1979-80-81
Al Grissinger, 1976-77-78
Randy Young, 1973-74-75
Jim Christensen, 1970-71-72
Bob Herman, 1971
Mike Ashton, 1969
Dan Robinson, 1966-67-68
Bob Evans, 1964-65
Dave Thomas, 1962
Tom Graham, 1959-60-61
Ed Roberts, 1956
Ralph Yoder, 1955
Berwyn Nelson, 1954
Jack Kruger, 1953
Bill Byrus, 1951-52
Ralph Bartleman, 1950
Lou Bosnyak, 1948
Paul Berger, 1932
Ray Galbraith, 1925

71

Alex Kleinow, 2017-18-19-20
Robby Garcia, 2016
Nick Severs, 2013-14-15
Carter Bykowski, 2010-11-12
Trey Baysinger, 2007-08-09
Ahtyba Rubin, 2006-07
Jordan Goos, 2004-05
Casey Shelton, 2001-02-03
Mitch Ehrenfelt, 1999
Eugene Bernal, 1998
Kurt Levetzow, 1996-97
Eric Nasstrom, 1988-89-90-91
Jeff Lambert, 1984-85
Dan Martin, 1980-81-82-83
Greg Rensink, 1977-79
Greg Miller, 1974
Dan Kneller, 1971-72-73
Bob Falk, 1971
Bob Bognar, 1970
Willie Muldrew, 1966-67
Merlin Trausch, 1964-65
Tom Trafals, 1962
Bill Merridth, 1961
Don Chartier, 1957
Ralph Losee, 1956
Jim McCaulley, 1954-55
Bob Wellendorf, 1953
Ron Thompson, 1951
Paul Strohman, 1950
Harry Waugh, 1949
Jim Jessen, 1948
Jack Fathauer, 1944
Stanley Anderson, 1942
Claude Hayes, 1939-40-41
Wayne Suesens, 1936-37
Massa, 1935
Marlowe Williams, 1932-33-34

72

Jake Remsburg, 2019-20-21
Jacob Bolton, 2017
Sean Foster, 2016
Brock Dagel, 2011-12-13-14-15
Kelechi Osemele, 2007-08-09-10-11
Jordan Goos, 2006
Kory Pence, 2002-03-04-05
Johannes Egbers, 2001
Andy Stensrud, 2000
Bill Marsau, 1995-96-97-98-99
Chad Billings, 1996-97
Kyle York, 1993-94
Robert Looney, 1991
Gene Williams, 1987-88-89-90
Casey Hayes, 1985-86
Bruce Reimers, 1981-82-83
Donald Spears, 1979-80
Mike Gannon, 1978
Jim Sweeney, 1977
Ralph Meckstroth, 1976
Karl Schueneman, 1973-74
Paul Ridder, 1972
Dennis Olson, 1972
Ray Harm, 1970-71
John Griglione, 1968
Georg Salisbury, 1967
Ted Tuinstra, 1965-66
John Van Sicklen, 1963-64
Dick Walton, 1960-61-62
Jerry Schoenfelder, 1959
Pete Davis, 1957
Oliver Sparks, 1956
Roger Harrington, 1955
Ralph Brown, 1952-53-54
John Tillo, 1948-49-50
William Dixon, 1932-33
Hampton Long, 1928
Russell Smith, 1927
Frank Mayer, 1925

73

Brady Petersen, 2020-21
Will Windham, 2014-15-16-17-18

Shaban Dika, 2010-11-12
Reggie Stephens, 2005-06-07-08-09
Collins Eboh, 2004
Dan Frank, 2001-02-03
Ross Dean, 2000
Jordan Carstens, 1999
Marc Cortez, 1995-96-97-98
Tony Booth, 1990-91-92-93-94
Ben Mitchell, 1986-87-88
Paul McLain, 1985
Hugh Jebson, 1983
Steve Little, 1980-81-82
Terry Earnest, 1976-77-78-79
Sherman Miller, 1972-73-74
Joe Marconi, 1968-69-70-71
Roger Ashland, 1967
Dick Schafroth, 1966
Larry Brazon, 1965
Eli Strand, 1963-64
Dick Kasperek, 1962
Larry Van Der Heyden, 1958-59-60
Al Rickert, 1956
Dick Callahan, 1955
Paul Strohman, 1954
Don Ulm, 1953
Bob Matheson, 1950-51-52
Bob Brettman, 1949
Phil Brinkman, 1948
Rex Wagner, 1944
Kenneth Van Dusen, 1943
Alfred Beckham, 1941
Lloyd Schubert, 1940
Bob Russell, 1939
George Bazik, 1936-37-38
Thomas, 1935
Paul Berger, 1934
Robert Elkins, 1933
Donald Grefe, 1932
Carl Rudi, 1927

74

Hayden Pauls, 2020-21
Bryce Meeker, 2015-16-17-18-19
Tom Farniok, 2010-11-12-13-14
Joe Vanstrom, 2007-08
Jason McGinty, 2004-05
Wade Boehm, 2001-02-03
Austin Arndt, 2002
Ryan Terpening, 2000
Vince Kelly, 1997-98-99
Jack Mitchell, 1995-96
Doug Ragaller, 1991-92-93-94
Lawrence Roberts, 1990
Anton Petrzelka, 1984-85
Scott Nelson, 1979-80-81-82-83
Jeff Yurchak, 1976-78
Pierre Galinas, 1975
Mitch Omer, 1974
Willie Gillis, 1971-72-73
Bill Bousquet, 1970
Craig Boller, 1967-68-69
Bob Evans, 1966
Art Lakes, 1965
Dick Paukert, 1964
Bruce Grasser, 1961-62-63
Gary Astleford, 1960
Charlie Martin, 1958
Don Metcalf, 1956-57
Oliver Sparks, 1955
Gene Frank, 1954
Don Lucas, 1953
Ed Schillmoeller, 1952
Bob Jacobson, 1949-50-51
Lowell Titus, 1948

75

Sean Foster, 2017-18-19-20-21
Breion Creer, 2015-16
Duaron Williams, 2012-13-14
Hayworth Hicks, 2009-10-11
Doug Dedrick, 2007-08
Aaron Brant, 2003-04-05-06
Emmanuel Valcourt, 2002
Marcel Howard, 1998-99-2000-01
Matt Rahfaldt, 1993-94-95-96-97
Bruce Miller, 1992
Lance Keller, 1991
Randy Bern, 1986-87-88-89
Bruce Westemeyer, 1981-82-83-84-85
Tim Stonerook, 1976-77-78-79-80
Herb Linn, 1975
Dave Greenwood, 1974
Don McCarthy, 1973
Geary Murdock, 1970-71-72
Roger Ashland, 1969
George Dimitri, 1967-68
Dick Schafroth, 1965
Tom Trafals, 1964
Dave Happ, 1962
Harvey Anderson, 1960
Jim Van Buren, 1958
Lyle Carlson, 1956-57
Ray Tweeten, 1954-55
Ron Thompson, 1953
Bob Brettman, 1950-52
Ralph Brown, 1951
Tom Southard, 1948
Carl Ours, 1926
E.A. Anderson, 1925

76

Joey Ramos, 2019-20-21
Ray Lima, 2017-18
Jeff Nogaj, 2017-18
Keenan Forbes, 2016
Jamison Lalk, 2011-12-13-14-15
Zack Spears, 2009-10-11
Lee Tibbs, 2006-07
Joe Vanstrom, 2005-06
Chris O'Hollearn, 2002-03-04
Lorenzo White, 2000-01
Ryan Gerke, 1998-99
Jim Tuso, 1994-95-96-97
Scott Klug, 1991-92
Tony Meyer, 1990
Kelly Day, 1986
Brian Neal, 1977-78-79-80-81
Bob Herman, 1974
Jerry Allen, 1971-72-73
Duane Ohrt, 1972
Tim Connor, 1970
Jim Crow, 1968-69
John Chism, 1965-66-67
Bill Allen, 1962-63-64
LeRoy Pindara, 1961
Ron Walter, 1958-59-60
Bill Robitaille, 1957
Dick Brus, 1956
Ed Roberts, 1955
Bervin Nelson, 1953
George Heick, 1952
Jim Foster, 1951
Ted Sandberg, 1949-50
Glenn Luymes, 1948
Richard Campbell, 1928
Carl Kern, 1927

77

Robert Hudson, 2017-18-19-20-21
Keegan Pullis, 2016
Oni Omoile, 2011-12-13-14-15
Alex Alvarez, 2007-08-09-10
Paul Fisher, 2005-06
Joe Vanstrom, 2004
Cory Wierson, 2002-03
Brian Donahue, 1997-98-99-2000-01
Tim Kohn, 1993-94-95-96
Bryan Guill, 1993-94
Brian Porter, 1990-91
Dave Benoit, 1988-89
Mike Cerveny, 1989
Lyle German, 1984-85
Greg Liter, 1982
Thaddeus Watkins, 1980-81
Darryl Koch, 1978-79
Ted Clapper, 1978
Al Moton, 1977
Gerry Petsch, 1974-75-76
Henry Lewis, 1971-72-73
Steve Berigan, 1972
Darrell Jansonius, 1970
Tim Jeffries, 1968-69
Bob Engebretson, 1966
Chuck Wahtola, 1964-65
Don Andersen, 1960-61-62
Jerry Ciszewski, 1959
Andris Poncius, 1956-57
Skip Allison, 1955
Jack Lessin, 1953
Jack Erickson, 1952
Bill Wilson, 1951
Lowell Titus, 1950
George Friedl, 1948-49
Norm Thomas, 1925

78

Nick Lawler, 2020-21
Jeremiah Marlin, 2019
Joey Ramos, 2018
Colby Lafrenz, 2016-17
Wendell Taiese, 2014-15
Bob Graham, 2010-11-12-13
Joe Klerekoper, 2007-08
Bastian Schober, 2005-06
Collin Menard, 2002-03
T.J. Woods, 2000
David Knapp, 1998
Eugene Bernal, 1996-97
Grant Everett, 1994-95
Jeromy Dingeman, 1993-94
Scott Armbrust, 1988-89-90-91-92
Gene Harris, 1985-86-87
Roger Youngblut, 1984
Chris Boskey, 1978-79-81-82
Jim Ruprecht, 1978
Kevin Van Meter, 1977
Dan Hanover, 1976
Jon McCarthy, 1972-74
Lawrence Hunt, 1971-72-73
Jerry Berna, 1968-69-70
Ken Bixby, 1966-67
Joe De La Rosa, 1965
Ted Tuinstra, 1964
Merlin Trausch, 1962-63
Jeff Eckard, 1960
Terry Pearson, 1957-58
Ralph Yoder, 1956
Lyle Carlson, 1955
Don Schulze, 1954
George Alleman, 1952-53
Lowell Titus, 1949
Robert Burton, 1927-28-29
Elmer Kingery, 1925

79

Mason Skovgard, 2019-20-21
Shawn Curtis, 2013-14-15-16-17
Brayden Burris, 2008-09-10-11-12
Luke Pinkelman, 2007
Jason Fiacco, 2005
Matt Bockes, 1999-2000-01-02-03
Charlie Bogwill, 1994-95-96-97-98
Ed Machin, 1993
Brian Krausman, 1991
Brent Olsen, 1990
Ted Johnson, 1989
Dave Martin, 1986-87
Mike Roberts, 1981-82-83-84-85
Jim Ruprecht, 1979-80
Jim Wilson, 1977-78
Tom Roloson, 1975-76
Mitch Hallett, 1973-74
Kevin Hauck, 1973
Merv Krakau, 1971-72
Tom Barnes, 1967-68-69-70
Dick Paukert, 1965-66
Norm Taylor, 1962-63-64
Terry Snyder, 1961
John Scheldrup, 1958
Bob Herbst, 1956
Jack Tyson, 1955
Dick Mohr, 1952
Jack Lessin, 1951
Dick Brockmeyer, 1949-50
Casey, 1926

80

Tristan Michaud, 2021
Skylar Loving-Black, 2019-20
Carson Epps, 2015-16-17-18
Vince Horras, 2014-15-16-17-18
Justin Coleman, 2011-12-13
Drew Mitchell, 2009-10
Darius Darks, 2008

Brandon Tinlin, 2004-05-06-07
Lance Young, 2001-02-03
Andy Stensrud, 1997-98-99
Dustin Avey, 1996
Jerome Henry, 1993-94-95
Ben Harvey, 1991-92
Lamont Hill, 1990
Harold Champion, 1989
Dave Boerschel, 1988
Dan Bishop, 1987
Keith Schrage, 1983-85-86
Scott Williams, 1984
Jim Luebbers, 1981-82
Bruce Reimers, 1979-80
Clive Sands, 1975
Dave Brosher, 1974
Doug Keown, 1971-72
Tom Jacks, 1972
Tom Lorenz, 1968-69-70
Wayne Perry, 1966-67
Ken Bunte, 1965
Roosevelt Ellerbe, 1962-63-64
Don Webb, 1959-60
Jerry Donohue, 1956
Fred Bunch, 1955
Bob Rohwedder, 1951-52-53
Sy Wilhelmi, 1948-49-50
Lincoln Cory, 1925

81

D'Shayne James, 2020-21
Sean Shaw, 2018
Denver Johnson, 2015-16-17
Quan West, 2012-13-14
Ricky Howard, 2010-11-12
Michael Klacik, 2009
Jason Carlson, 2008
Michael Tate, 2007-08
Jon Davis, 2002-03-04-05-06
Bailey Johnson, 2006
Josh Stensrud, 1998-99-2000-01
Ed Williams, 1994-95-96-97
Brandon Hughes, 1991-92-93
John Glotfelty, 1988-89-90
John Kooi, 1987
Dave Benoit, 1986
Danny Gantt, 1984-85
Greg Buttz, 1983
Paul Turner, 1982
Mark Weidemann, 1980
Al Moton, 1978
Jim Nissen, 1976
Nelson Taylor, 1974
Willie Jones, 1971-72-73
Chuck Wilkinson, 1968-69-70
Dennis Esselmann, 1965-66-67
Larry Hannahs, 1961-62-63
Carl Proto, 1960
Al Rickert, 1957
Jerry Bartelt, 1955-56
Jerry Marshall, 1953-54
Carl Brettschneider, 1950-51-52
Jim Foy, 1948
Kern Elerick, 1928
Karl Fischer, 1927
Charles Hill, 1925

82

Tyler Moore, 2021
Landen Akers, 2016-17-18-19-20
John Banta, 2016-17
Scotty Schaffner, 2014
Derek Hammann, 2012-13
Reid Branderhorst, 2010-11
Marquis Hamilton, 2005-06-07-08-09
R.J. Sumrall, 2004
Lane Danielsen, 1999-2000-01-02-03
Darryl Taylor, 1997-98
Erick Turner, 1996
Dan Rowley, 1995
Brad Patrick, 1994
Paul Skartvedt, 1993
Ron Puettman, 1992
Scott English, 1991
James Osborne, 1990
Omar Helm, 1988
Scott Nygaard, 1988
Tom Schulting, 1986-87
Brian Bradley, 1985
Dave Smoldt, 1980-81-82-83-84
Bill Herren, 1977-78-79
Otis Rodgers, 1975-76
Clive Sands, 1974
Charles Penn, 1972
Dave McCurry, 1970-71
Mike Kirar, 1967-68-69
Ken Pigott, 1962-64
Lou Gartner, 1958-59-60
Dennis Blanchard, 1956
Jim Stuelke, 1954-55
Jack Lindstrom, 1952-53
Barney Alleman, 1951
Howard Jensen, 1949-50
Bob Erwin, 1948
Floyd Lounsberry, 1929
Edwin Krekow, 1928
Burton Dutton, 1927
Curtis, 1926
E. Hill, 1926

83

DeShawn Hanika, 2020-21
Jalen Martin, 2016-17-18-19
Brett Medders, 2011-12-13-14-15
Jake Williams, 2008-09-10
Travis Ferguson, 2004-05-06-07-08
Derrick Catlett, 2005
Jamaul Montgomery, 2000-01-02-03
Reggie Moorer, 1998-99
Gerrick Bivins, 1995-96-97
Dan Dostal, 1990-91-92-93-94
Tyrone Williams, 1988-89
Jeff Wodka, 1981-82-83-84-85
Tim Copeland, 1980
Greg Smith, 1978-79
Dan Martin, 1979
Bob Overton, 1973-74
Tom Padjen, 1970-71-72
Roy Snell, 1968-69
Bob Brouilette, 1967
Jim Cunningham, 1964-65-66
Scott Tieke, 1961-62
Sam Grooms, 1960
Gale Gibson, 1956-57-58
Ron Schwartz, 1955
Barney Alleman, 1952-53-54
Jim Doran, 1948-49-50
Dan Cherry, 1927

84

Ezeriah Anderson, 2019-20-21
Amechie Walker, 2016-17
Jake Lemming, 2014
Ernst Brun, 2011-12-13
Michael Klacik, 2010
Derrick Catlett, 2006-07-08-09
Jason Berryman, 2003-05
Brandon Tinlin, 2003
Jason Lyftogt, 1998-99-2000-01
Willie Perryman, 1997
Josh Rank, 1996
Mitch Brocato, 1994-95
Mike Sakalas, 1993
Scott Wamsley, 1991
Marty Laurich, 1989
Matt Fauser, 1988
Hughes Suffren, 1984-87
Earl Collins, 1987
Curtis Levingston, 1983
Greg Buttz, 1982
Doug Allen, 1980-81
Mickey Leafblad, 1976-77-78-79
Don Greenwood, 1972-73
Les Mitchell, 1970-71
John Koningswood, 1968
Brian Fiekema, 1965-66-67
Ernie Kun, 1963-64
Steve Sturek, 1961
Dave Clayberg, 1960
Leo Marshall, 1958-59
Bill Fogarty, 1956-57
Bob Clark, 1953-54-55
Roger Cunningham, 1951-52
Jim Rock, 1949
Vernon Hall, 1925

85

Aidan Bitter, 2020-21
Tory Spears, 2018
John Nagel, 2017
Colby Shane, 2016-17
Connor Greene, 2015-16
Marley Allison, 2015
Mitchell Harger, 2012-13-14
Devin Lemke, 2012-13
Mark Phillips, 2011
Bailey Johnson, 2007-08-09-10
Jarred Carlson, 2010
Donnie Jennert, 2009
Justin Lillie, 2008
Tanner Tracy, 2005
Kenny Segin, 2001-02-03-04
DeAndre Phillips, 2000
Robert Brown, 1998
Tom Radke, 1995-96-97
James Brooks, 1990-91-92-93-94
Shawn Chambers, 1992
Mike Busch, 1986-87-88-89
Matt Rouse, 1989
Dave Boerschel, 1987
Michael Posey, 1984
Paul Turner, 1983
George Jessen, 1979-80-81-82
Greg Meckstroth, 1977-78
Al Dixon, 1974-75-76
Ike Harris, 1971-72-73
Otto Stowe, 1968-69-70
Fred Jones, 1967
Don Graves, 1966
Gary Yeager, 1965
Dennis Alitz, 1962-63-64
Duane Marcellus, 1960-61
Brian Dennis, 1956-57
Harold Potts, 1955
Mell Woustopal, 1953-54
Keith Hemingway, 1950-51-52
Dean Laun, 1948-49
Roland Coe, 1925

86

Jacob Hillmann, 2019-20-21
Cole Anderson, 2015-16-17-18
Alex Leslie, 2013-14
Kurt Hammerschmidt, 2008-09-10-11-12
Justin Lillie, 2006-07
Tyler Lorenzen, 2005
James Wright, 2003-04
Ryan Flanagan, 2001
Chris Anthony, 1997-98-99-2000
Mike Hansen, 1995-96-97
Ivory Mhoon, 1992-93-94
James McMillion, 1990-91
Stacy Harrison, 1989
Dennis Ross, 1985-86-87-88
Brett Blaney, 1980-81-82-83
Lee Weist, 1978-79
Mark Benda, 1975-76
Curt Vondrak, 1973
Scott Seeliger, 1971
Merv Krakau, 1970
John Kelly, 1968-69
George Maurer, 1964-65-66
John McGonegle, 1963
Ray Horky, 1960-61
Jid Winstead, 1958
Jim Stuelke, 1957
Tom Ferrebee, 1956
Mell Woustopal, 1955
Harold Potts, 1953-54
Dean Norman, 1948-49
Elmer Larson, 1928-29

87

Easton Dean, 2020-21
Ryan Pritchard, 2019
Zach Shipman, 2018
Sam Harms, 2016-17
Quan West, 2015
Cole Wilson, 2015
Chase Onken, 2013-14
David Irving, 2011-12-13
Chanse Creekmur, 2012
Trey Seiser, 2010
Carter Bykowski, 2009
Alex Sandvig, 2007-08

Nick Campbell, 2006
Brett Jarvis, 2005
Andy Kohler, 2002-03-04
Tom Anthony, 2001
Steve Pfaller, 2000
Kenyatta Burris, 1998-99
Dennis DiBiase, 1994-95-96
Matt Rouse, 1990-91-92
Glen Waterhouse, 1992
Harold Champion, 1988
Dave Benoit, 1985-87
Robbie Minor, 1983-84-86
Doran Geise, 1981-82
Lou Vieceli, 1978-79-80
Steve Hicks, 1974
Doug Laz, 1973
Steve Loney, 1971
Brian Pauling, 1970
Greg Dukstein, 1966-67-68-69
Tom Trafals, 1965
Jim Bullis, 1963
Larry Montre, 1960-61-62
Bob Anderson, 1957-58-59
John Scheldrup, 1956
Bill Fogarty, 1955
Kim Tidd, 1952-53-54
LeRoy Beal, 1949-51
Miles Camery, 1948

88

Charlie Kolar, 2017-18-19-20-21
Justin Chandler, 2014-15-16
Matt Bannon, 2013
Ben Dinkins, 2011-12-13
Ja'Quarius Daniels, 2012
Collin Franklin, 2007-08-09-10
Ben Lamaak, 2006
Trent Flander, 2005
Tim TeBrink, 2003
Craig Kuhrt, 2002
Tom Kucera, 2000-01
Erron Matthews, 1999-2000
Mike Zorich, 1998
Micheal Jackson, 1997-98
Jason Grant, 1996
Mike Horacek, 1991-92-93-94-95
Craig Mahoney, 1988-89-90
Tom Stawniak, 1984-85-86-87
Michael Wade, 1983
Brett Lawrence, 1982
Dan Johnson, 1980-81
Guy Preston, 1974-75-76-77-78
Dave Greenwood, 1973
Bob Richardson, 1970-71
Sam Campbell, 1966-67-68
Randy Kidd, 1961-62-63
Dick Limerick, 1960
Max Wade, 1956
Mike Swale, 1952
Mal Schmidt, 1949-50-51
Harold Kornbaum, 1948
Webster Intermill, 1928-29

89

Dylan Soehner, 2016-17-18-19-20
Matt Leo, 2017-18-19
Clayton Henning, 2015
Jake Ortale, 2014
Pierce Richardson, 2010-11-12-13
Keith Blanton, 2009
Drew Mitchell, 2008
Eric Schultz, 2005-06
Rashaad Rasberry, 2001-02-03-04
Mitch Kennedy, 2000
Chinwuba Ikwuakor, 2000
Ross Dean, 1999
Damian Gibson, 1995-96-97-98
Bobby Campbell, 1994
Kurt Levetzow, 1993
Chris Spencer, 1988-89-90-91-92
Marcus Lester, 1985-86
Tracy Henderson, 1983-84
George Walker, 1980-81
Al Moton, 1979
Steve Weidemann, 1977-78
Glover Rogers, 1973-74-75-76
Tom Woolwine, 1970-71
Dick Kohler, 1969
Ted Reimer, 1966-67-68
Jim Monson, 1965
Larry Schreiber, 1960-61-62
Ron Fontana, 1957
Ron Schwartz, 1956
Jack Scheldrup, 1955
Larry Voetberg, 1954
Bill Cutter, 1953
Ron Thompson, 1952
Bob Voetberg, 1950-51
Glen Johnson, 1929

90

Alex Probert, 2020
Joshua Bailey, 2017-18-19-20
Brayden Narveson, 2018-19
Nathan Fagnani, 2016
Hunter Sickels, 2014-15
Mitchell Meyers, 2012-13-14
Mitch Amundson, 2011-12-13
Cleyon Laing, 2008-09-10-11-12
John Machado, 2006
Thomas Patton, 2005
Zac Brouillette, 2004
Klayton Shoals, 2002-03
Dwayne Johnson, 2001
Casey Shelton, 1999-2000
Greg Schoon, 1993-94-95-96-97
Richard Powell, 1990-91
Dan Daly, 1988
Craig Mahoney, 1987
Greg Liter, 1983-84-85-86
Jim Knuth, 1982
Ron Troyan, 1978-79-80-81
Scott Cole, 1977
Maynard Stensrud, 1974-75-76
Doug Wilke, 1972-73
Tom Potter, 1968-69-71
Roy Snell, 1970
Eli Strand, 1962
Bob Meling, 1953
Jay Marti, 1951
Wayne Reynolds, 1929

91

Blake Peterson, 2019-20-21
Mason Skovgard, 2018
Pierre Aka, 2012-13-14-15-16
Patrick Neal, 2007-08-09-10-11
Zac Brouillette, 2005
Tim TeBrink, 2000-01-02-04
Kyle Krampe, 2001
Robert Brannon, 1998-99
Jack Mitchell, 1997
Sheldon Napastuk, 1993-94-95-96
Paul Schulte, 1989-90-91
Ted Dooley, 1987
David Ferguson, 1985
Barry Moore, 1981-82-83-84
Jim Nissen, 1977-78-79-80
Luther Blue, 1976
Keith Krepfle, 1971-72-73
Andy Waller, 1968-69-70
Bill Merridth, 1960
Leo Olsen, 1955
Mike Swale, 1951
Charles Hood, 1929

92

Matt Seres, 2020
Jamahl Johnson, 2016-17-18-19
Adam Bradley, 2014-15
Austin Krick, 2010-11-12-13
Duane Hatfield, 2009
Jerrod Black, 2007-08
John Machado, 2005
Jordan Carstens, 2000-01-02-03
Darrion Branch, 1999
Terry Thomas, 1996
Oliver Ross, 1995
Anthony Scott, 1991-92-93-94
Matt Rysavy, 1993-94
Ted Dooley, 1989
Paul Kosnar, 1988
Rusty Stuart, 1985
Mark Crane, 1984
Brett Lawrence, 1983
James Ransom, 1979-80-81-82
Rick White, 1976-77-78
Jeff Yurchak, 1975
Andre Roundtree, 1973-74
Frank Pierce, 1971
Therman Couch, 1969-70
Eric Ghianni, 1968
Clyde Senters, 1967
Oliver Sparks, 1954
Ed Schillmoeller, 1951
Cecil Frederici, 1929

93

Isaiah Lee, 2018-19-20-21
Eddie Ogamba, 2019-20
Eric Silvester, 2016
Hiro Sasaki, 2015
Brandon Jensen, 2011-12-13-14
Sam Anker, 2009-10
Aaron Moore, 2009-10
Carter Bykowski, 2008
Bryce Braaksma, 2004-05-06-07
Kyle Knock, 1998-99-2000-01-02
Jon Calease, 2001-02
Kevin Costello, 1999-2000
Matt Rysavy, 1995-96-97
Joshua Yates, 1994
Brandon Geise, 1992-93
Matt Grubb, 1988-90-91
Mike Ernst, 1987
Johnny Lomax, 1985
Steve Little, 1983-84
Mark Carlson, 1979-80-81-82
Mike Leaders, 1977
Lenzy Perine, 1973-74-75-76
Steve Burns, 1970
Ray Harm, 1968-69
Jim McCauley, 1951
Lawrence Reid, 1929

94

Cameron Shook, 2020-21
Kyle Krezek, 2019-20-21
Devlyn Cousin, 2012-13-14
Jake McDonough, 2008-09-10-11-12
Stephon Dale, 2005-06
Caleb Van Cleave, 2002-03-04
Kevin Hines, 2001
Aaron Howard, 2000
George Cunningham, 1999
Jared Bucksa, 1997-98
Alphonso Carter, 1994-95
Marc Harris, 1993
Brent Olsen, 1991-92
Matt Kuhns, 1989-90
Mike Shane, 1985
James Butler, 1984
Jeff Lambert, 1983
Ralph Conner, 1981-82
Lloyd Studniarz, 1977-78-79-80
Les Leonard, 1974-75
Lon Coleman, 1972-73
Reggie Shoemake, 1970-71
Larry Herrman, 1968
George Heick, 1951
Bervin Nelson, 1950
Harold Teach, 1929

95

Tucker Robertson, 2017-18-19-20-21
Robby Garcia, 2013-14-15
Ben Boesen, 2011-12-13-14-15
Walter Woods, 2009-10-11-12-13
Chris Moore, 2011
Spenser Zegers, 2008
Matt Berg, 2006
Beau Klaffke, 2002-03
Willie Judd, 2000-01
Brent Braaksma, 2000
Clyde Sanders, 1998
Jeremy Johnson, 1996
Kurt Levetzow, 1994-95
Eric Machin, 1993
Matt Rehberg, 1987-88-89-90-91
Bill Berthusen, 1982-83-84-85-86
Todd Hedgespeth, 1981
John Meis, 1977-78-79
Ray King, 1973-74-75
Greg Mulhall, 1970-71-72

Dick Muller, 1969
Richard Valentine, 1929

96

J.R. Singleton, 2020
Connor Assalley, 2016-17-18-19-20-21
Ben Latusek, 2017-18
Ma'Kayle Phillips, 2014-15
Rob Staub, 2012-13
Paul Zinnel, 2011
Austin Alburtis, 2006-07-08-09
Matt Wood, 2004-05
Eric Schmitz, 2003
Brent Nelson, 2002
Paul Jarrett, 2000-01
Mike McKnight, 1998-99-2000
Kyle Pelecky, 1995-96-97
Bryan Guill, 1996
Greg Rogala, 1993
George Conditt, 1989-90-91-92
Perry Lawres, 1984-85
Rodney Hutchins, 1979-80-81-82-83
Tom Boskey, 1975-76-77-78
Kevin Cartier, 1973-74
Duane Ohrt, 1973-74
Dave Jahnke, 1970-71
Scott Seeliger, 1969
Ward Barrit, 1950
Kern Elerick, 1929

97

Jayden Gray, 2021
Kaden Sutton, 2020-21
Drake Nettles, 2019-20-21
Angel Dominguez, 2017-18
Demond Tucker, 2015-16
Tyler Harmeyer, 2013-14
Jorden Studer, 2012
Stephen Ruempolhamer, 2008-09-10-11
Eric Schmitz, 2001-02
Matt Wood, 2003
Chris Hopkins, 2002
Nick Zeitler, 2001
Shawn Sangster, 2000
Adam Jablonski, 1999
Rudy Ruffolo, 1993-94-95-96-97
Shane Dunlevy, 1989-90-91-92
Ken Sandbloom, 1986
Jay Nelson, 1982-83-84
Tom Ackerson, 1981
Mark Angellotti, 1980
Derek Andrews, 1979
Jay Niemann, 1979
Tony Sobers, 1978
Doug Lenth, 1972-73-75
Mark Benda, 1974
Gregg Ott, 1971
Mike Dely, 1970
Tim Connor, 1969
Roy Conaway, 1929

98

Seth Greiner, 2020-21
Trent McCann, 2021
Brian Papazian, 2019
Joe Rivera, 2016-17-18
Trent Taylor, 2014-15
Henry Simon, 2011-12
Jerrod Black, 2009-10
Ryne Sandhagen, 2005
Mitch Curtis, 2000-01-02
Chris O'Hollearn, 2001
Nigel Tharpe, 1997-98-99-2000
Kevin Fleecs, 1991-92-93-94-95
Stacy Harrison, 1990
Kendell Webb, 1988-89
Larry Ratigan, 1987
Steve Renfro, 1986
Jeff Utes, 1985
Erich Rumple, 1983
Jay Niemann, 1980-81-82
Jim Sweeney, 1978-79
Scott Pederson, 1977
Pierre Gelinas, 1972-73-74
Bradd Steckmesser, 1971
Dave Jahnke, 1969
Truman Nelson, 1929

99

Howard Brown, 2021
Will McDonald IV, 2018
Vernell Trent, 2013-14-15-16-17
Quinton Pompey, 2011-12
Nate Krumrei, 2011
Chase Hurtig, 2008-09
Nick Howe, 2004-05-06-07
Kevin DeRonde, 1997-98-99-2000-01
Casey Baldwin, 2000
Bryan Guill, 1995
Trent Toline, 1993
Mark Dunn, 1989-90-91
Doug Krsek, 1988
Brad Henke, 1985
Roger Youngblut, 1982-83
Marc Butts, 1979-80-81
Al Jacobs, 1976-77
Paul Ridder, 1973
Mark Williams, 1972
Owen Austrheim, 1970-71
John Massa, 1934



DICK BARKER
OFFENSIVE GUARD (1919)

Was an All-America selection on the Eckersall team in the *Chicago Tribune* in 1919 ... also made Knute Rockne's All-American list ... was an All-Missouri Valley guard in 1917 and 1919 ... was the second ISU player to play professional football, signing with the Chicago Bears in 1921 ... he and 1920 All-American Polly Wallace both came to Iowa State College from Oklahoma City ... both also wrestled for ISU ... Barker was enshrined in the College Wrestling Hall of Fame in 1991 ... coached football and wrestling at Cornell College in Mt. Vernon, Iowa, in 1922, and then went to the University of Michigan where he started its wrestling program ... returned to Cornell and again directed that wrestling program until the early 1940s.



POLLY WALLACE
CENTER (1920)

Honored as an All-American center in 1920 ... was also an All-Missouri Valley Conference selection at that position ... captained the team in his senior season, 1921.



FRED POOLE
PUNTER (1934)

Honored as an All-American punter in 1934 ... also played basketball and ran track for Iowa State College, lettering eight times ... best known for his booming punts that left Iowa deep in its own territory and helped the Cyclones to a 31-6 win ... averaged 55 yards on 12 punts in that game ... was an all-conference end in 1934 ... played halfback in 1935 and 1936 ... served as Cyclone Club president.



IKE HAYES
OFFENSIVE GUARD (1935)

Ike Hayes, brother of former legendary Ohio State coach Woody Hayes, was a second-team News Enterprise Association All-America selection in 1935 ... was an offensive guard who also was selected All-Big Six in 1934 and 1935 ... served as a veterinarian in the Waterloo area and was active on the ISU Athletic Council.



EVERETT KISCHER
QUARTERBACK (1938)

Was a standout quarterback at Iowa State and leader of the 1938 squad which ranks as one of the best in Cyclone history ... was a third-team All-America selection by the News Enterprise Association ... the native of Albert City, Iowa, was also an All-Big Six selection in 1938 ... in the 1938 game vs. Kansas State, his passing led to two Cyclone touchdowns which kept ISU's undefeated season going into the season finale against Oklahoma for a berth in the Orange Bowl ... played in the *Chicago Tribune* College All-Star Game ... was drafted by the Chicago Bears.



ED BOCK
OFFENSIVE GUARD (1938)

Iowa State's first consensus All-America selection ... chosen in 1938 as an All-America offensive guard ... also a two-time Big Six selection at guard ... first Cyclone football player to be inducted into the National Football Hall of Fame ... first ISU player to appear in a post-season all-star game, playing in the East-West Shrine Game, the Dallas Dream Game and the *Chicago Tribune* College All-Star Game ... became the president of Monsanto Chemical Co.



TOM SMITH
GUARD (1940)

Earned third-team NEA All-America honors…Boone native was team captain in 1940…one of few lineman to call team signals in his era…blocked punt for safety in Iowa State's 1938 win at Nebraska…two-year starter…tenacious blocker known for tackling ability…killed in World War II.



JACK FATHAUER
OFFENSIVE GUARD (1944)

The offensive guard came to Iowa State for Navy V-12 training while in service during World War II ... was a second-team All-America choice by Bill Stern in *Look Magazine* ... an All-Big Six guard in 1944 and 1945 ... ISU was 6-1-1 in 1944 and finished second in the league ... a four-time letterwinner (1943-46).



JIM DORAN
WIDE RECEIVER (1950)

Earned All-America honors at end in 1950 ... also a two-time All-Big Seven Conference selection ... caught 79 passes for 1,410 yards during his three-year career at Iowa State ... formerly held the school mark for reception yards in a game with 203 yards vs. Oklahoma in 1950 ... that record stood for 34 years until Tracy Henderson broke it in 1984 ... appeared in the East-West Shrine Game, and was the first Cyclone to receive an invitation to play in the Hula Bowl ... played professional football from 1951-61 with the Detroit Lions and the Dallas Cowboys ... was the first Cowboy to make the Pro Bowl ... in 1991, the Jim Doran Award was established to honor the outstanding Iowa State performer on special teams.



DWIGHT NICHOLS
RUNNING BACK (1959)

All-American tailback during 1959 season ... captain of the famed "Dirty Thirty" team of 1959 ... three-time All-Big Eight Conference selection at tailback ... first ISU player to rush for over 2,000 yards during his career, compiling 2,232 total yards ... also named to the 1959 academic all-conference team ... finished as the nation's No. 3 rusher in 1958 and 1959 ... played in the Hula Bowl, Blue-Gray Game and Optimist Bowl.



TOM WATKINS
FULLBACK (1960)

Earned All-America honors at fullback ... rushed for 1,605 yards during his three-year collegiate career ... two-time All-Big Eight Conference selection ... finished second nationally in rushing yardage in 1959 ... appeared in the East-West Shrine Game, the Hula Bowl and the Lions' Club All-American Bowl following the 1960 season ... played in the NFL from 1961-68.



DAVE HOPPMANN
TAILBACK (1961, 1962)

One of five ISU two-time All-America selections ... earned All-America honors at tailback in both 1961 and 1962 ... also earned All-Big Eight Conference honors those same two seasons ... led the nation in total offense with 1,638 yards during the 1961 season ... until 1995, he held the record for rushing yardage in a game, with 271 yards against Kansas State in 1961 ... played in the Blue-Gray Bowl, the Senior Bowl and the All-American Game ... played in the Canadian Professional Football League from 1962-67.



TOM VAUGHN
RUNNING BACK (1963)

Won All-America accolades at fullback in 1963 ... earned All-Big Eight Conference honors at fullback in 1963 and at defensive back in 1964 ... rushed for 1,889 yards during his three-year collegiate career ... scored 139 points during his career ... played in the East-West Shrine Game and the Hula Bowl ... played seven years of professional football with the Detroit Lions ... former Iowa State assistant football coach under Earle Bruce, helping the Cyclones to bowl berths in 1977 and 1978.



JOHN VAN SICKLEN
OFFENSIVE TACKLE (1964)

All-American performer at offensive tackle in 1964 ... Iowa State's third offensive lineman to be selected to an All-America squad ... also tabbed a Big Eight all-conference tackle the same season ... selected to play in the Blue-Gray Bowl and the Senior Bowl ... inducted into ISU's Letterwinners Club Hall of Fame in 2014.



EPPIE BARNEY
WIDE RECEIVER (1966)

Ranks as one of the top receivers in Iowa State gridiron history ... All-American receiver in 1966 ... All-Big Eight Conference selection in both 1965 and 1966 ... caught 97 passes for 1,350 yards in his three-year collegiate career ... selected to play in two post-season games, including the Blue-Gray Bowl and the Senior Bowl ... played two seasons of professional football with the Cleveland Browns.



GEORGE AMUNDSON
QUARTERBACK (1972)

One of the greatest players in school history ... earned national acclaim in 1972, leading the Cyclones to a berth in the Liberty Bowl ... posted 4,798 yards of total offense ... only Iowa State player to rush for 2,000 yards (2,130) as well as pass for 2,000 yards (2,668) during his career ... tallied a then-school-record 1,260 rushing yards in 1971 ... played in three postseason games, the East-West Shrine Game, the Hula Bowl and the All-Star Game ... highest NFL draft pick in school history (No. 14) ... played three years in the NFL (1973-75).



MERV KRAKAU
DEFENSIVE END (1972)

Iowa State's first defensive All-American ... selected as an All-American defensive end in 1972 when the Cyclones played in the Liberty Bowl ... also an All-Big Eight Conference performer at defensive end in 1972 ... played in the Senior Bowl ... played professional football with the Buffalo Bills and the New England Patriots.



GEARY MURDOCK
OFFENSIVE GUARD (1972)

One of three Iowa State All-Americans in 1972 when the Cyclones earned a berth in the Liberty Bowl ... selected all-conference at offensive guard in 1972 ... played in the Lions' Club All-American Bowl ... spent two seasons in the CFL with Calgary and British Columbia.



MATT BLAIR
LINEBACKER (1973)

One of the top linebackers ever at Iowa State ... earned All-America and All-Big Eight Conference recognition at rover in 1973 ... played on the 1971 Cyclone squad that went to the Sun Bowl ... recorded 121 tackles during 1971 campaign ... selected to play in three postseason games, including the Hula Bowl, the East-West Shrine Game and the Senior Bowl ... starred with the Minnesota Vikings from 1974-85 ... was selected to play in the Pro Bowl six times.



BARRY HILL
SAFETY (1974)

Iowa State's only All-American safety, earning recognition in 1974 ... intercepted a school-record four passes against Kansas as a senior in 1974 ... holds Iowa State and Big Eight Conference records for interceptions in a season with nine in 1974 ... holds ISU and conference career records for interceptions with 21 ... only Cyclone to play in four post-season classics ... played in the Blue-Gray Bowl, Lions' Club All-American Bowl, All-American Game and the East-West Shrine Game ... played two NFL seasons (1975-76) with the Miami Dolphins.



LUTHER BLUE
SPLIT END (1976)

Earned All-America recognition at split end in 1976 ... also an All-Big Eight Conference pick in 1976 ... caught 69 passes for 1,274 yards in his three-year collegiate career ... still holds ISU record for career kick return average with 1,006 yards on 38 returns ... recorded fourth-longest kickoff return for a touchdown with his 95-yard return in the 1976 victory over Nebraska ... played in one postseason game, the Senior Bowl ... caught the first touchdown pass in Jack Trice Stadium ... played professional football with the Detroit Lions, Philadelphia Eagles and Toronto Argonauts (CFL).



RON MCFARLAND
NOSE GUARD (1977)

The nose guard was a 1977 second-team All-America selection his senior season by *Football News* ... earned the honor despite playing in only six games after injuring his knee against Oklahoma ... a four-year starter for the Cyclones (1973-74-75-77) ... redshirted in 1976 ... member of ISU's 1977 team that played N.C. State in the Peach Bowl.



MIKE STENSRUD
DEFENSIVE TACKLE (1978)

Led the Cyclones to back-to-back bowl berths in 1977 (Peach Bowl) and 1978 (Hall of Fame Bowl) ... selected as an All-American at defensive tackle in 1978 ... also named All-Big Eight at defensive tackle in both 1977 and 1978 ... recorded 306 tackles during his four-year career at Iowa State ... selected to play in both the Hula Bowl and Senior Bowl ... enjoyed an 11-year NFL career with the Houston Oilers, Minnesota Vikings, Tampa Bay Buccaneers, Kansas City Chiefs and Washington Redskins.



DEXTER GREEN
TAILBACK (1978)

ISU's third-leading career rusher with 3,437 yards ... All-American in 1978 ... tied for third on career scoring chart with 228 points ... totaled 3,500 yards of total offense in his career ... tallied a pair of 1,000-yard rushing seasons ... two-time All-Big Eight tailback ... Hula, Japan and Olympia Gold Bowl participant.



DWAYNE CRUTCHFIELD
TAILBACK (1980)

All-American tailback in 1980, when he rushed for a then-ISU single-season record of 1,312 yards ... tallied 2,501 career rushing yards in his brilliant two-year career ... scored 104 points in 1981, then also an ISU school record ... two-time All-Big Eight selection ... Hula and Olympia Bowl selection ... played with the New York Jets, Houston Oilers and Los Angeles Rams in the National Football League.



KARL NELSON
OFFENSIVE TACKLE (1982)

All-American offensive tackle in 1982 ... two-time All-Big Eight selection and a three-time All-Big Eight academic pick ... named the Cyclones' top offensive lineman three consecutive years ... played in the East-West Shrine Game ... drafted by the New York Giants in the third round ... retired after four seasons with the Giants ... wrote *"Life on the Line,"* his autobiography chronicling his comeback from Hodgkin's Disease.



TRACY HENDERSON
WIDE RECEIVER (1983, 1984)

Two-time All-American, earning national acclaim in 1983 and 1984 ... ended his career as the Big Eight Conference record holder for career receptions with 150 and the ISU then-career leader for reception yardage with 2,048 ... caught 81 passes for 1,051 yards in 1983, setting ISU and Big Eight marks for receptions in a season, receiving yards in a season and receptions in a game with 16 catches at Kansas State ... also set the ISU record for touchdown receptions in a season ... first receiver ever in the Big Eight Conference to amass 1,000 reception yards in a single season ... fifth-round draft pick of the New York Giants.



MIKE BUSCH
TIGHT END (1989)

Consensus All-American ... First-team All-America selection at tight end by UPI, Kodak and Walter Camp in 1989 ... first-team All-Big Eight selection by AP, UPI and the Big Eight coaches in 1989 ... also a baseball All-American at first base in 1990 ... named 1990 Big Eight Athlete of the Year ... finished his senior season with 375 yards on 23 receptions ... career total of 1,061 yards ... tallied 78 career receptions ... played in the East-West Shrine Game ... drafted in the 10th round of the 1990 NFL draft by Tampa Bay ... also drafted in the fourth round of the 1990 Major League Baseball draft by the Los Angeles Dodgers and chose to pursue a professional baseball career ... debuted for the Dodgers in the major leagues in 1995.



BLAISE BRYANT
TAILBACK (1989)

A third-team All-America selection following his junior season by The Associated Press ... also a first-team All-Big Eight choice in 1989 by AP, UPI and the Big Eight Conference coaches ... *Playboy* pre-season All-America selection in 1990 ... led Big Eight Conference in rushing with 1,516 yards, and in scoring with 120 points ... both were then-ISU school records ... also set records for most touchdowns and rushing touchdowns scored in a season (19), most all-purpose yards (1,718) and most 200-yard games in a season (2) ... tied the then-school record for most 100-yard games in a season with seven ... gained 213 yards in his Cyclone debut against Ohio, the most-ever by a Big Eight running back in his first game ... played in the East-West Shrine Game ... a six-round selection by the New York Jets ... spent four seasons with the CFL's Winnipeg Blue Bombers.



GENE WILLIAMS
OFFENSIVE TACKLE (1990)

A third-team All-America choice by the Gannett News Service in 1990 ... the offensive guard also was a first-team All-Big Eight pick as a senior in 1990 ... drafted in the fifth round by the Miami Dolphins and also played for the Cleveland Browns and Atlanta Falcons ... was a second-team all-conference selection his junior season ... selected as ISU's Outstanding Offensive Lineman in 1990 ... played in the Blue-Gray Bowl.



DOUG SKARTVEDT
OFFENSIVE TACKLE (1993)

A four-year starter ... was named to *The Associated Press'* third All-America team ... earned AP first-team All-Big Eight honors as a senior ... was All-Big Eight his junior year despite playing most of the season with broken bones in his left hand and a twisted left knee ... graded out at championship level in every game his senior season ... Iowa State's 1993 rushing attack was one of the most prolific in the history of Cyclone football and Skartvedt was the biggest reason for the major increase ... invited to play in the Hula Bowl and the Blue-Gray Bowl ... signed a free agent contract with the Los Angeles Raiders.



TROY DAVIS
RUNNING BACK (1995, 1996)

Led the nation in rushing for two consecutive seasons in 1995 and 1996 to become the first player in NCAA FBS history with two 2,000-yard rushing seasons ... his 2,185 yards in 1996 is the third-highest total in NCAA history in an 11-game season ... finished second in Heisman Trophy balloting in 1996 after finishing fifth the previous year ... a two-time consensus All-America choice ... held NCAA sophomore rushing yardage and rushing yards per game records ... compiled 4,195 yards in two seasons, the most prolific two-year rushing total in NCAA history ... tallied the third-highest single-game rushing total in NCAA FBS history at the time, running for a school-record 378 yards against Missouri (Sept. 28, 1996) ... holds nearly every school rushing record ... played three seasons with the New Orleans Saints ... played eight seasons in the CFL, leading Edmonton to the 2005 Grey Cup Championship... inducted into the College Football Hall of Fame in 2016.



BEN BRUNS
CENTER (2000)

A third-team All-America choice by *Football News* ... the first-team All-Big 12 center (*The Associated Press, Football News*) overcame two knee surgeries to make 37 career starts ... blocked for a 1,000-yard rusher in each of his four collegiate seasons ... Cyclones ranked second in the Big 12 and allowed just seven sacks his senior season ... graded out at championship level in every game his senior season ... also an academic All-Big 12 honoree.



KELECHI OSEMELE
OFFENSIVE TACKLE (2011)

A first-team All-America selection by Sports Illustrated ... selected in the second round (60th pick) of the NFL Draft by the Baltimore Ravens ... 2011 first-team All-Big 12 pick by the coaches and The Associated Press ... played in 49 career games and finished career making 44 consecutive starts ... was on the preseason watch lists for the Rotary Lombardi Trophy and the Outland Trophy ... earned all-conference honors three times in his career ... 2011 co-captain ... won a Super Bowl ring as a starter on the Ravens' Super Bowl XLVII champion team ... named All-Pro in 2016 and played in two Pro Bowls as an Oakland Raider.



JAKE KNOTT
LINEBACKER (2012)

A fourth-team All-American at linebacker by *Phil Steele Magazine* ... also earned All-Big 12 first-team honors from The Associated Press and the coaches in 2012 ... finished season with 79 tackles despite missing final five games of the season with a shoulder injury ... finished career with 347 tackles, good for seventh all-time at Iowa State ... was on Bednarik, Butkus, Nagurski and Rotary Lombardi Watch Lists ... two-time co-captain ... played two seasons in the NFL.



E.J. BIBBS
TIGHT END (2014)

Iowa State's second tight end to earn All-America honors, making third-team All-American by CSM in 2014 ... finished season with 45 receptions and eight touchdowns in 10 games, leading all "Power 5" tight ends in touchdown catches and ranking second in receptions per game (4.5) ... was a semifinalist for the John Mackey Award and earned All-Big 12 first-team honors ... caught a pass in all 22 games he played in at Iowa State, ranking third all-time in catches by a tight end in ISU history (84) in just two seasons ... team co-captain who was invited to the 2015 Senior Bowl.



JOEL LANNING
LINEBACKER/QUARTERBACK (2017)

One of the best stories in ISU football history, Joel Lanning earned first-team All-American by the FWAA and second-team honors by *Sports Illustrated* in his only season at linebacker in 2017 ... gained national attention for his uncanny versatility, registering an astounding 1,002 snaps on defense, offense and special teams ... led the team in tackles (114), was second in sacks (6.0) and third in TFL (11.0) ... he also recorded 135 rushing yards and 47 passing yards in spot duty at QB ... was the runner-up for the Paul Hornung Award and Lombardi Award ... two-time team captain.



DAVID MONTGOMERY
RUNNING BACK (2017, 2018)

A two-time first-team All-America selection by *Pro Football Focus*, David Montgomery is one of five Cyclones to earn All-America honors twice ... produced back-to-back 1,000-yard seasons in 2017 (1,146) and 2018 (1,216), earning first-team All-Big 12 honors twice and ranking third in the Big 12 both times ... recorded seven 100-yard rushing games in 2018 to tie for fourth on ISU's season list ... team captain and Doak Walker Award semifinalist ... rushed for 13 touchdowns in 2018 and 11 in 2017 ... gained 2,925 yards in three seasons ... led the nation in forced missed tackles according to PFF in 2017 (109) and 2018 (100) ... the 73rd pick of the 2019 NFL Draft by the Chicago Bears.



HAKEEM BUTLER
WIDE RECEIVER (2018)

A second-team All-American by *The Athletic* and *College Football News* in 2018 ... also earned All-Big 12 first-team honors by ESPN ... broke or matched ISU season records in receiving yards (1,318), yards per reception (22.0) and 100-yard receiving games (6) ... third in the nation in yards per reception (22.0) and ninth nationally in receiving yards per game (101.4) ... also caught nine touchdown passes and had 10 catches of 40 yards or more to rank third in the nation ... tallied 192 receiving yards vs. Washington State in the Alamo Bowl ... fourth round pick in the 2019 NFL Draft.



BRIAN PEAVY
CORNERBACK (2018)

A four-time All-Big 12 recipient at cornerback and a *Pro Football Focus* All-American in 2018 ... two-time team captain who started 47 games, forced six fumbles, picked off six passes and defended 44 passes in his career ... first Cyclone to defeat every conference opponent in a four-year career ... was a second-team All-Big 12 selection in 2017 and 2018 ... posted 57 tackles, had eight pass breakups and ranked third in the Big 12 in forced fumbles (3) in 2018.



CHARLIE KOLAR
TIGHT END (2019, 2020, 2021)

The greatest tight end in school history, Charlie Kolar is the only three-time All-American in the history of Cyclone football ... Kolar was a second-team All-American by the FWAA in 2019, a second-team All-American by Walter Camp and the AFCA in 2020 and a third-team All-American by *Phil Steele Magazine* in 2021 ... a three-time first-team All-Big 12 pick and three-time first-team CoSIDA Academic All-American, Kolar won the 2021 William V. Campbell Trophy as the nation's best football scholar-athlete ... owns the top three receiving yardage seasons by a tight end in school history: 756 (2021), 697 (2019), 591 (2020) ... twice was one of three finalists for the Mackey Award (2020, 2021) and ranks in ISU's career Top 5 in receptions (168), receiving yards (2,181) and touchdown catches (23) ... a fourth round pick in the 2022 NFL Draft.



BREECE HALL
RUNNING BACK (2020, 2021)

The only unanimous All-American in Iowa State history (2020) and a two-time consensus All-American (2020, 2021) ... two-time Big 12 Offensive Player of the Year (2020, 2021) and twice finished in the Top 10 in the Heisman Trophy balloting (2020, 6th; 2021; 10th) ... broke or tied 11 school records, including season totals in touchdowns (23 in 2020 & 2021), scoring (138 in 2020 & 2021) and rushing touchdowns (21 in 2020) ... ISU's all-time leader in scoring (336), rushing touchdowns (50) and total touchdowns (56) ... led the Big 12 in rushing in 2020 (1,572) and 2021 (1,472) ... led the nation in rushing yards in 2020 ... owns the school and Big 12 record for multi-TD games (20) ... broke the NCAA FBS record for consecutive games with a rushing touchdown (24) ... 36th pick in the 2022 NFL Draft by the New York Jets.



KENE NWANGWU
KICK RETURNER (2020)

Fourth-team All-American kick returner by *Phil Steele Magazine* ... honorable mention All-Big 12 ... Big 12 Scholar-Athlete of the Year ... career 26.8 kickoff return average is first in school history and seventh in Big 12 history ... career kickoff yards (2,470) is third all-time in Big 12 history ... seventh in the nation in kickoff return average at 28.9 in 2020, ranking second on ISU's single-season list ... had five returns of 30+ yards, including two of 65 yards or longer in the second half to aid in a pair of ISU come-from-behind victories (Oklahoma, Baylor) ... was also third on the team in rushing (339) and rushing touchdowns (4) ... fourth round pick in 2021 NFL Draft.



MIKE ROSE
LINEBACKER (2020)

First-team All-American by *The Athletic* and *Phil Steele Magazine*, and a second-team All-America selection by the *Associated Press* and *Sporting News* in 2020 ... Big 12 Defensive Player of the Year and a four-time All-Big 12 pick, earning first-team honors in 2020 and 2021 ... led team and the Big 12 in tackles (96) and interceptions (5) in 2020 ... his five interceptions were first nationally among linebackers and the most-ever by a Cyclone linebacker ... secured two ISU wins with a pair of late fourth-quarter interceptions ... also led the 2020 team with six QB hurries and was third on team in TFL (10.5).



JAQUAN BAILEY
DEFENSIVE END (2020)

A first-team All-American by the FWAA and *Phil Steele Magazine*, and a third-team All-American by the *Associated Press* in 2020 ... three-time All-Big 12 pick, including first-team accolades in 2020 ... started 49 games and is ISU's career leader in TFL (44.5) and second in sacks (25.5) ... also tallied 151 tackles, four forced fumbles, 13 pass break ups and 11 QB hurries in his career ... posted 38 tackles and was second on the team in sacks (7.0) and TFL (13.0) in 2020 ... equaled single-game school marks in sacks (3.5) and TFL (4.0) vs. TCU in 2020.



WILL MCDONALD IV

DEFENSIVE END (2021)

A first-team All-American by the FWAA and a third-team All-American by the *Associated Press* in 2021 ... two-time first-team All-Big 12 pick (2020, 2021) ... broke his own single-season school record with 11.5 sacks in 2021, leading the Big 12 and ranking ninth nationally ... was second in the Big 12, fifth nationally and tied the school record with five forced fumbles ... also second in the league in TFL (14.0) ... was the Big 12 leader in sacks in 2020 (10.5) and produced the second-most sacks (22.0) nationally from 2020-21.



ANDREW MEVIS

PLACEKICKER (2021)

Third-team 2021 All-American by *Phil Steele Magazine* ... honorable mention All-Big 12 ... tied school record with 20 field goals made and connected on 86.9 percent of his kicks, the second-best clip in school history ... made 10 field goals from 40+ yards, the most in a season by a Cyclone and sixth-most nationally ... made 15 consecutive field goals to tie the best streak in school history ... boomed two 50-yarders, including a 54-yarder vs. UNLV, the seventh-longest kick in Cyclone history.

ALL-TIME NFL/AFL DRAFT PICKS

Year	Name (Round/Overall/Team)
2022	Breece Hall (2/36/NY Jets)
	Enyi Uwazurike (4/116/Denver)
	Charlie Kolar (4/128/Baltimore)
	Brock Purdy (7/262/San Francisco)
2021	Kene Nwangwu (4/119/Minnesota)
2019	David Montgomery (3/73/Chicago)
	Hakeem Butler (4/103/Arizona)
2014	Jeremiah George (5/154/NY Jets)
2013	A.J. Klein (5/148/Carolina)
	Carter Bykowski (7/246/San Francisco)
2012	Kelechi Osemele (2/60/Baltimore)
2009	Reggie Stephens (7/228/Cincinnati)
2008	Alvin Bowen (5/147/Buffalo)
	Ahtyba Rubin (6/190/Cleveland)
2007	Aaron Brant (7/241/Chicago)
2006	Tim Dobbins (5/151/San Diego)
2005	Ellis Hobbs (3/84/New England)
2003	Seneca Wallace (4/110/Seattle)
2002	Mike Banks (7/223/Arizona)
2001	Reggie Hayward (3/87/Denver)
	Sage Rosenfels (4/109/Washington)
	James Reed (7/206/NY Jets)
1998	Oliver Ross (5/138/Dallas)
1997	Troy Davis (3/62/New Orleans)
	Tim Kohn (3/85/Oakland)
1991	Marcus Robertson (4/102/Houston)
	Gene Williams (5/121/Miami)
	Blaise Bryant (6/148/NY Jets)
1990	Keith Sims (2/39/Miami)
	Mike Busch (10/254/Tampa Bay)
1989	Joe Henderson (10/273/New Orleans)
1987	Dennis Gibson (8/203/Detroit)
	Terrence Anthony (9/236/Atlanta)
	Bill Berthusen (12/321/NY Giants)
1986	Jim Luebbers (9/241/NY Giants)
1985	Tracy Henderson (5/132/NY Giants)
1984	Chris Washington (6/142/Tampa Bay)
	Bruce Reimers (8/204/Cincinnati)
	Dan Martin (11/288/NY Jets)
1983	Karl Nelson (3/70/NY Giants)
1982	Dwayne Crutchfield (3/79/NY Jets)
	Dan Johnson (7/170/Miami)
1981	Kenny Neil (7/169/NY Jets)
1979	Mike Stensrud (2/31/Houston)
1978	Tom Randall (7/194/Dallas)
1977	Luther Blue (4/96/Detroit)
	Al Dixon (7/178/NY Giants)
	Otis Rodgers (8/211/NY Giants)
	Dave Greenwood (12/320/Detroit)
1976	Bob Bos (9/239/Seattle)
	Greg Pittman (11/306/Denver)
	Forry Smith (11/309/Buffalo)
	Randy Young (11/339/Miami)
1975	Barry Hill (5/127/Miami)
	Mike Strachan (9/216/New Orleans)
	Brad Storm (12/288/Baltimore)
	Andre Roundtree (12/300/Detroit)
	Tom Goedjen (16/414/Minnesota)
1974	Matt Blair (2/51/Minnesota)
	Ike Harris (4/91/St. Louis)
	Keith Krepfle (5/115/Philadelphia)
	Ted Jornov (13/335/Cincinnati)
	Willie Jones (15/381/Atlanta)
	Larry Hunt (15/387/Pittsburgh)
1973	George Amundson (1/14/Houston)
	Dave McCurry (5/130/Miami)
	George Campbell (7/170/Atlanta)
	Geary Murdock (11/274/Minnesota)
	Merv Krakau (14/344/Buffalo)
1972	Dean Carlson (7/179/Kansas City)
1971	Otto Stowe (2/47/Miami)
	Therman Couch (9/231/San Francisco)
	Jeff Allen (13/329/St. Louis)
	Tom Lorenz (14/360/Detroit)
	Darrell Jansonius (16/406/Kansas City)



George Amundson is the highest NFL draft pick in school history, getting selected as the 14th pick in the 1973 NFL Draft by the Houston Oilers.

CYCLONE NFL/AFL DRAFT PICKS

1969 Sam Campbell (11/275/Chicago)
1968 Doug Robinson (10/254/New Orleans)
Tom Busch (10/259/St. Louis)
Les Webster (14/355/Cincinnati)
1967 Larry Carwell (3/56/Houston)
Eppie Barney (3/72/Cleveland)
Ted Tuinstra (7/166/Detroit)
Dick Schafroth (10/240/Atlanta)
1966 Tim Van Galder (2nd round, AFL Redshirt, Houston)
Tim Van Galder (6/88/St. Louis, NFL Future)
Dick Kasperek (16/238/St. Louis)
1965 Roosevelt Ellerbe (8th round, AFL RS, Kansas City)
Tommy Vaughn (11th round, AFL, Denver)
Mike Cox (12th round, AFL, Kansas City)
John Berrington (12th round, AFL, NY Jets)
Tommy Vaughn (5/57/Detroit)
Roosevelt Ellerbe (19/258/Washington, NFL Future)
1964 Ozzie Clay (17/227/Washington)
Dave Hoover (18/248/St. Louis)
1963 Chuck Walton (13/98/AFL, San Diego)
Chuck Walton (4/55/Detroit)
Dave Hoppmann (7/87/NY Giants)
1961 Tom Watkins (8th round, AFL, Oakland)
Jim Morgan (21st round, AFL, Denver)
Don Webb (24th round, AFL, Boston)
Jerry Morgan (20/268/Dallas)
1960 Dwight Nichols (Buffalo, AFL "Second Selection")
Tom Watkins (15/177/Cleveland)
Jim Doran (Dallas Expansion Draft, from Detroit)
1959 Gale Gibson (22/262/NY Giants)
1958 John Scheldrup (15/179/Detroit)
Bill Martin (21/252/Cleveland)
1957 Ed Muelhaupt (26/311/Detroit)
1955 Herb McDermott (11/132/Detroit)
1953 Bill Byrus (19/222/Chicago Bears)
Rollie Arns (20/236/Philadelphia)
1952 Malcolm Schmidt (15/173/Philadelphia)
Stan Campbell (18/213/Detroit)
Maury Schnell (23/269/Philadelphia)
1951 Jim Doran (5/55/Detroit)
Bob Jensen (10/113/Washington, from Baltimore)
Bill Weeks (18/213/Philadelphia)
1950 Webb Halbert (20/255/Chicago Cardinals)
Bob Angle (21/270/Chicago Bears)
1949 Dean Laun (19/190/Chicago Cardinals)
1948 Bob Jensen (17/108/Brooklyn, AAFC)
Bob Jensen (13/109/Boston, NFL)
1947 Laverne Camaratta (12/96/Detroit)
1945 Charley Wright (24/248/Chicago Bears)
1944 Howard Tippee (25/261/Pittsburgh)
1943 Paul Darling (16/142/Philadelphia)
Royal Lohry (21/191/Detroit)
1941 Henry Wilder (8/70/Washington)
1939 Charlie Heileman (7/56/Chicago Bears)
Ed Bock (13/116/Chicago Bears)
Gordon Reupke (16/143/Cleveland)
Clyde Shugart (17/158/Washington)
Paul Morin (18/165/Brooklyn)
Ev Kischer (22/196/Chicago Bears)



Kelechi Osemele was a second-round pick in the 2012 NFL Draft. He was two-time Pro Bowler (2016 & 2017) for the Oakland Raiders.



Reggie Hayward was one of three Cyclones drafted in 2001. He enjoyed a nine-year NFL career, including registering 40 starts for the Jacksonville Jaguars (2005-09).

CYCLONES IN THE NFL/AFL

Must have been an active member of the 53-man roster for at least one game in the regular- or postseason.

Landen Akers (WR)	Los Angeles Rams 2021
Jeff Allen (DB)	St. Louis Cardinals 1974
George Amundson (RB)	Houston Oilers 1973-74
	Philadelphia Eagles 1975
Terrence Anthony (DB)	St. Louis Cardinals 1987
David Archer (QB)	Atlanta Falcons 1984-87
	Washington Redskins 1988
	San Diego Chargers 1989
Tony Baker (RB)	New Orleans Saints 1968-71
	Philadelphia Eagles 1971-72
	Los Angeles Rams 1973-74
	San Diego Chargers 1975
Mike Banks (TE)	Arizona Cardinals 2002-03
Dick Barker (G)	Chicago Staleys 1921
	Rock Island Independents 1921
Eppie Barney (WR)	Cleveland Browns 1967-68
Joe Beauchamp (DB)	San Diego Chargers 1966-75
Bill Berthusen (DT)	Cincinnati Bengals 1987
	New York Giants 1987
E.J. Bibbs (TE)	Cleveland Browns 2015
Matt Blair (LB)	Minnesota Vikings 1974-85
Luther Blue (WR)	Detroit Lions 1977-79
	Philadelphia Eagles 1980
Alvin Bowen (LB)	Washington Redskins 2009
	Jacksonville Jaguars 2010
Carl Brettschneider (LB)	Chicago Cardinals 1956-59
	Detroit Lions 1960-63
Hakeem Butler (TE)	Philadelphia Eagles 2020
Carter Bykowski (OL)	Minnesota Vikings 2014
Stan Campbell (OG)	Detroit Lions 1952, 1955-58
	Philadelphia Eagles 1959-61
	Oakland Raiders 1962
George Campbell (DB)	Philadelphia Eagles 1976
Dean Carlson (QB)	Kansas City Chiefs 1974
Jordan Carstens (DL)	Carolina Panthers 2004-06
Larry Carwell (DB)	Houston Oilers 1967-68
	Boston Patriots 1969-70
	New England Patriots 1971-72
Ozzie Clay (WR)	Washington Redskins 1964
Hal Crisler (OE/DE/DB)	Boston Patriots 1946-47
	Washington Redskins 1948-49
	Baltimore Colts 1950
Dwayne Crutchfield (RB)	New York Jets 1982-83
	Houston Oilers 1983
	Los Angeles Rams 1984
Troy Davis (RB)	New Orleans Saints 1997-99
Al Dixon (TE)	New York Giants 1977-79
	Kansas City Chiefs 1979-82
	Philadelphia Eagles 1983
	San Francisco 49ers 1984
Tim Dobbins (LB)	San Diego Chargers 2006-09
	Miami Dolphins 2010
	Houston Texans 2011-13
Jim Doran (WR)	Detroit Lions 1951-59
	Dallas Cowboys 1960-61
Todd Doxzon (WR)	Miami Dolphins 1998
Alex Espinoza (QB)	Kansas City Chiefs 1987
Mike Fitzgerald (DB)	Minnesota Vikings 1966-67
	New York Giants 1967
	Atlanta Falcons 1967
Collin Franklin (TE)	Tampa Bay Buccaneers 2011
Jeremiah George (LB)	Jacksonville Jaguars 2014
	Tampa Bay Buccaneers 2015
	Indianapolis Colts 2017
Dennis Gibson (LB)	Detroit Lions 1987-93
	San Diego Chargers 1994-95
Buddy Hardeman (RB)	Washington Redskins 1979-80
Willie Harvey (LB)	Cleveland Browns 2019, 2021
Ike Harris (WR)	St. Louis Cardinals 1975-77
	New Orleans Saints 1978-81
Reggie Hayward (DE)	Denver Broncos 2001-04
	Jacksonville Jaguars 2005-09
Charlie Heileman (OE/DE)	Chicago Bears 1939
Hayworth Hicks (OL)	Carolina Panthers 2012
LaMarcus Hicks (DB)	Detroit Lions 2007-08
Barry Hill (DB)	Miami Dolphins 1975-76
Chuck Hill (FB/E)	Rock Island Independents 1925
Ellis Hobbs (DB)	New England Patriots 2005-08
	Philadelphia Eagles 2009-10
David Irving (DL)	Dallas Cowboys 2015-18
	Las Vegas Raiders 2020
Andrew Jackson (RB)	Houston Oilers 1987
Vince Jasper (OG)	New York Jets 1987
Bob Jensen (DE/OE)	Chicago Rockets (AAFC) 1948
	Chicago Hornets (AAFC) 1949
	Baltimore Colts 1950
Dan Johnson (TE)	Miami Dolphins 1983-87
Leonard Johnson (DB)	Tampa Bay Buccaneers 2012-14
	New England Patriots 2015
	Carolina Panthers 2016
	Buffalo Bills, 2017
	Arizona Cardinals 2018
Dick Kasperek (C)	St. Louis Cardinals 1966-68
A.J. Klein (LB)	Carolina Panthers 2013-16
	New Orleans Saints 2017-19
	Buffalo Bills 2020-21
Jake Knott (LB)	Philadelphia Eagles 2013
	Miami Dolphins 2014
Tim Kohn (OL)	Oakland Raiders 1997, 99
Merv Krakau (LB)	Buffalo Bills 1973-78
	New England Patriots 1978
Keith Krepfle (TE)	Philadelphia Eagles 1975-81
	Atlanta Falcons 1982
Chuck Lamson (DB)	Minnesota Vikings 1962-63
	Los Angeles Rams 1965-67
Allen Lazard (WR)	Green Bay Packers 2018-21
Josh Lenz (WR)	Indianapolis Colts 2013
Greg Liter (DE)	San Francisco 49ers 1987
	Philadelphia Eagles 1987
Roy Longstreet (C)	Racine Tornadoes 1926
Jeremy Loyd (LB)	St. Louis Rams 2003, 2005
Aaron Manning (DB)	Cincinnati Bengals 1987
Dave McCurry (DB)	New England Patriots 1974
David Montgomery (RB)	Chicago Bears 2019-21
J.J. Moses (WR/KR)	Green Bay Packers 2002
	Houston Texans 2003-04
	Arizona Cardinals 2005
Ed Muelhaupt (OG)	Buffalo Bills 1960-61
Kenny Neil (DE/DT)	New York Jets 1981-83
	Houston Oilers 1987
Karl Nelson (OT)	New York Giants 1984-86, 88
Mark Nelson (OT)	Kansas City Chiefs 1987
Tony Norman (DE)	Minnesota Vikings 1987
Kene Nwangwu (RB/KR)	Minnesota Vikings 2021
Kelechi Osemele (OT)	Baltimore Ravens 2012-15
	Oakland Raiders 2016-18
	New York Jets 2019
	Kansas City Chiefs 2020
Jamal Perry (DB)	Miami Dolphins 2019-21
Tom Randall (OG)	Dallas Cowboys 1978
	Houston Oilers 1979

CYCLONES IN THE NFL/AFL

James Reed (DT)	New York Jets 2001-05
	Kansas City Chiefs 2006-07
Lew Reeve (OT)	Chicago Tigers 1920
Bruce Reimers (OL)	Cincinnati Bengals 1984-91
	Tampa Bay Buccaneers 1992-93
Guy Roberts (WB/FB)	Canton Bulldogs 1926
	Pottsville Maroons 1927
Marcus Robertson (DB)	Houston Oilers 1991-96
	Tennessee Oilers 1997-98
	Tennessee Titans 1999-2000
	Seattle Seahawks 2001-02
Sage Rosenfels (QB)	Miami Dolphins 2002-05
	Houston Texans 2006-08
	Minnesota Vikings 2009, 2011
	New York Giants 2010
Oliver Ross (OL)	Dallas Cowboys 1998
	Pittsburgh Steelers 2001-04
	Arizona Cardinals 2005-06
Ahtyba Rubin (DT)	Cleveland Browns 2008-14
	Seattle Seahawks 2015-16
	Atlanta Falcons 2017
	Denver Broncos 2017
Clyde Shugart (OG)	Washington Redskins 1939-44
David Sims (S)	Philadelphia Eagles 2012
Keith Sims (OG)	Miami Dolphins 1990-97
	Washington Redskins 1998-00
Tyson Smith (LB)	New York Giants 2006
	Washington Redskins 2008
Mike Stensrud (DL)	Houston Oilers 1979-85
	Minnesota Vikings 1986
	Tampa Bay Buccaneers 1987
	Kansas City Chiefs 1988
	Washington Redskins 1989
Reggie Stephens (OL)	Cincinnati Bengals 2010
Otto Stowe (WR)	Miami Dolphins 1971-72
	Dallas Cowboys 1973
	Denver Broncos 1974
Mike Strachan (RB)	New Orleans Saints 1975-80
Eli Strand (OG)	Pittsburgh Steelers 1966
	New Orleans Saints 1967
Viv Vanderloo (FB)	Rock Island Independents 1921
Tim Van Galder (QB)	St. Louis Cardinals 1972
Tom Vaughn (DB)	Detroit Lions 1965-71
Seneca Wallace (QB)	Seattle Seahawks 2003-09
	Cleveland Browns 2010-11
	Green Bay Packers 2013
Chuck Walton (OG)	Detroit Lions 1967-74
Chris Washington (LB)	Tampa Bay Buccaneers 1984-88
	Phoenix Cardinals 1990
Tom Watkins (HB)	Cleveland Browns 1961
	Detroit Lions 1962-65, 1967
	Pittsburgh Steelers 1968
Don Webb (DB)	Boston Patriots 1961-62, 64-71
Gene Williams (OL)	Miami Dolphins 1991-92
	Cleveland Browns 1993-94
	Atlanta Falcons 1995-99
Kevin Williams (DB)	Washington Redskins 1985, 1988
	Buffalo Bills 1986
Steve Wirtel (LS)	Green Bay Packers 2021
Randy Young (OT)	Tampa Bay Buccaneers 1976

















CYCLONES IN THE CFL

Must have played one game in the regular- or post-season

David Archer (QB)	Sacramento Gold Miners 1993-94
	San Antonio Texans 1995
	Ottawa Rough Riders 1996
	Edmonton Eskimos 1998
Jon Banks (LB)	Montreal Alouettes 2009-10
Luther Blue (WR)	Toronto Argonauts 1981
Alvin Bowen (LB)	Calgary Stampeders 2013-14
Jeff Braswell (LB)	B.C. Lions 1988
	Edmonton Eskimos 1989-90
	Ottawa Rough Riders 1991
	Toronto Argonauts 1991
Eddie Brown (WR)	Calgary Stampeders 1990
	Ottawa Rough Riders 1991
	Toronto Argonauts 1992, 2000
	Edmonton Eskimos 1993-97
	Memphis Mad Dogs 1995
	Montreal Alouettes 1998
	B.C. Lions 1998-99
	Ottawa Renegades 2002
Blaise Bryant (RB)	Winnipeg Blue Bombers 1993-96
	Saskatchewan Roughriders 1993
Hakeem Butler (WR)	Edmonton Elks 2022
Sam Campbell (OT)	Edmonton Eskimos 1970
Tommy Campbell (DB)	Hamilton Tiger-Cats 1974-75
	Saskatchewan Roughriders 1978
Therman Couch (LB)	Edmonton Eskimos 1972
Larry Crawford (DB)	B.C. Lions 1981-89
	Toronto Argonauts 1989
Brent Curvey (DL)	Saskatchewan Roughriders 2007-08
Darren Davis (RB)	Saskatchewan Roughriders 2000-01
	Ottawa Renegades 2002-03
Troy Davis (RB)	Hamilton Tiger-Cats 2001-05
	Edmonton Eskimos 2005-06
	Toronto Argonauts 2007
Julian Good-Jones (OL)	Calgary Stampeders 2022
Malcolm Goodwin (LB)	Baltimore Stallions 1994
Matt Goodwin (LB)	Baltimore Stallions 1994-95
Dexter Green (RB)	Hamilton Tiger-Cats 1979
Buddy Hardeman (RB/DB)	Toronto Argonauts 1978
Tracy Henderson (WR)	Saskatchewan Roughriders 1985
Dave Hoppmann (CA/FB)	Montreal Alouettes 1963-64
Jarnor (Jay) Jones (DB)	Montreal Alouettes 2022
Cleyon Laing (DE)	Ottawa REDBLACKS 2022
	Toronto Argonauts 2013-15-19
	Ottawa Redblacks 2016
Geary Murdock (OT)	Calgary Stampeders 1974-75
	B.C. Lions 1975
Sheldon Napastuk (DT)	Saskatchewan Roughriders 1999-02
	Calgary Stampeders 2003-06
Tony Norman (DE)	Winnipeg Blue Bombers 1980-86
Bob Richardson (OT/TE)	Hamilton Tiger-Cats 1972-74
	Saskatchewan Roughriders 1975-78
Andy Stensrud (OL)	B.C. Lions 2002
Michael Wade (WR)	Calgary Stampeders 1984
Chuck Walton (OL)	Montreal Alouettes 1963-64
	Hamilton Tiger-Cats 1965-66
Ed Williams (WR)	Montreal Alouettes 1998

CYCLONES IN DEFUNCT LEAGUES

WFL (1974-75), USFL (1983-85), PSFL (1992), XFL (2001), WLAF (1991-92), NFL Europe (1995-2007), AAF (2019)

David Archer (QB)	Sacramento Surge 1992
John Arnaud (DB)	Michigan Panthers 1983-84
	Memphis Showboats 1985
Pat Augafa (C)	Frankfurt Galaxy 1998
Randy Bern (DL)	Arkansas Miners 1992
Jason Berryman (DE)	Cologne Centurions 2007
Eddie Brown (WR)	Sacramento Surge 1992
Marcus Butts (DE)	Michigan Panthers 1984
Tommy Campbell (DB)	Memphis Southmen 1975
Jim Criner (Coach)	Scottish Claymores 1995-2000
Kevin DeRonde (DE/LB)	Barcelona Dragons 2003
	Berlin Thunder 2004
	Frankfurt Galaxy 2005
Todd Doxzon (WR/QB)	Los Angeles Xtreme 2001
	Amsterdam Admirals 1998
Alex Espinoza (QB)	Frankfurt Galaxy 1991-92
Matt Goodwin (LB)	Scottish Claymores 1996
Buddy Hardeman (RB)	Washington Federals 1983
Ike Harris (WR)	Southern California Sun 1974
Joe Henderson (RB)	Birmingham Fire 1991
Ted Jornov (LB)	Jacksonville Express 1975
Merv Krakau (LB)	Tampa Bay Bandits 1983
Keith Krepfle (TE)	Jacksonville Sharks 1974
Joel Lanning (LB)	San Antonio Commanders 2019
Dean Moore (LB)	Oakland Invaders 1983-84
J.J. Moses (WR)	Scottish Claymores 2002
Kenny Neil (DE)	Portland Breakers 1985
Ron Osborne (DB)	Michigan Panthers 1983-84
	Memphis Showboats 1985
Steve Paris (CB)	Berlin Thunder 2007
Andy Stensrud (OL)	Scottish Claymores 2002
Nigel Tharpe (DT)	Frankfurt Galaxy 2002
Tom Vaughn (Asst. Coach)	Detroit Wheels 1974



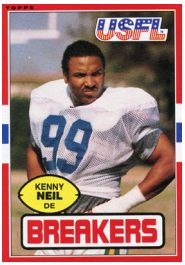



PROFESSIONAL HONORS

SUPER BOWL APPEARANCES

Name	Super Bowl	Team
Otto Stowe	VI, VII	Miami Dolphins
Matt Blair	IX, XI	Minnesota Vikings
Tom Randall	XIII	Dallas Cowboys
Keith Krepfle	XV*	Philadelphia Eagles
Dan Johnson	XIX*	Miami Dolphins
Karl Nelson	XXI	New York Giants
Bruce Reimers	XXIII	Cincinnati Bengals
Dennis Gibson	XXIX	San Diego Chargers
Gene Williams	XXXIII	Atlanta Falcons
Seneca Wallace	XL	Seattle Seahawks
Ellis Hobbs	XLII	New England Patriots
Kelechi Osemele	XLVII	Baltimore Ravens
	LV	Kansas City Chiefs
A.J. Klein	50	Carolina Panthers
Landen Akers	LVI	Los Angeles Rams

*scored a touchdown

NFL CHAMPIONSHIP GAME APPEARANCES

Name	Year	Team
Clyde Shugart	1940	Washington Redskins
	1942	Washington Redskins
	1943	Washington Redskins
Jim Doran	1952	Detroit Lions
	1953*	Detroit Lions
	1954	Detroit Lions
	1957*	Detroit Lions
Stan Campbell	1952	Detroit Lions
	1957	Detroit Lions
	1960	Philadelphia Eagles

*scored a touchdown

PRO BOWL APPEARANCES

Name	Year	Team
Tony Baker	1969	New Orleans Saints
Matt Blair	1977	Minnesota Vikings
	1978	Minnesota Vikings
	1979	Minnesota Vikings
	1980	Minnesota Vikings
	1981	Minnesota Vikings
	1982	Minnesota Vikings
Jim Doran	1960	Dallas Cowboys
Kelechi Osemele	2016	Oakland Raiders
	2017	Oakland Raiders
Clyde Shugart	1941	Washington Redskins
	1942	Washington Redskins
Keith Sims	1993	Miami Dolphins
	1994	Miami Dolphins
	1995	Miami Dolphins
Don Webb	1969	Boston Patriots

ALL-PRO AWARDS

Name	Year	Team
Matt Blair	1977	Minnesota Vikings
	1978	Minnesota Vikings
	1979	Minnesota Vikings
	1980	Minnesota Vikings
Carl Brettschneider	1962	Detroit Lions
Keith Krepfle	1979	Philadelphia Eagles
Kelechi Osemele	2016	Oakland Raiders
Marcus Robertson	1993	Houston Oilers
Clyde Shugart	1943	Washington Redskins
Keith Sims	1994	Miami Dolphins
	1995	Miami Dolphins
Don Webb	1967	Boston Patriots



Keith Krepfle caught a touchdown pass in Super Bowl XV as a member of the Philadelphia Eagles.



All-American Jim Doran played in four NFL Championship games with the Detroit Lions, scoring touchdowns in 1953 and 1957.

HEISMAN TROPHY VOTE-GETTERS

Year	Player (place)
1959	Dwight Nichols, tailback (eighth)
1972	George Amundson, quarterback (seventh)
1995	Troy Davis, running back (fifth)
1996	Troy Davis, running back (second)
2020	Breece Hall, running back (sixth)
2021	Breece Hall, running back (10th)

ALL-AMERICANS

Year	Player
1919	Dick Barker, guard
1920	Polly Wallace, center
1934	Fred Poole, punter
1935	Ike Hayes, guard
1938	Everett Kischer, quarterback; Ed Bock, guard
1940	Tom Smith, guard
1944	Jack Fathauer, guard
1950	Jim Doran, end
1959	Dwight Nichols, tailback
1960	Tom Watkins, fullback
1961	Dave Hoppmann, tailback
1962	Dave Hoppmann, tailback
1963	Tom Vaughn, fullback
1964	John Van Sicklen, tackle
1966	Eppie Barney, end
1972	George Amundson, quarterback; Merv Krakau, end; Geary Murdock, guard
1973	Matt Blair, rover
1974	Barry Hill, safety
1976	Luther Blue, split end
1977	Ron McFarland, nose guard
1978	Dexter Green, tailback; Mike Stensrud, defensive tackle
1980	Dwayne Crutchfield, tailback
1982	Karl Nelson, tackle
1983	Tracy Henderson, flanker
1984	Tracy Henderson, split end
1989	Blaise Bryant, tailback; Mike Busch, tight end
1990	Gene Williams, guard
1993	Doug Skartvedt, offensive tackle
1995	Troy Davis, running back
1996	Troy Davis, running back
2000	Ben Bruns, center
2011	Kelechi Osemele, tackle
2012	Jake Knott, linebacker
2014	E.J. Bibbs, tight end
2017	Joel Lanning, linebacker/quarterback; David Montgomery, running back
2018	David Montgomery, running back; Hakeem Butler, wide receiver; Brian Peavy, cornerback
2019	Charlie Kolar, tight end
2020	Breece Hall, running back; Charlie Kolar, tight end; Mike Rose, linebacker; JaQuan Bailey, defensive end; Kene Nwangwu, kick returner
2021	Breece Hall, running back; Charlie Kolar, tight end; Will McDonald IV, defensive end; Andrew Mevis, placekicker

ACADEMIC ALL-AMERICAN/ALL-DISTRICT

Year	Player
1952	Max Burkett, back (First Team)
1974	Tom Goedjen, placekicker (Second Team)
1975	Jim Wingender, fullback (Second Team)
1982	Mark Carlson, linebacker (First Team)
1992	Matt Rouse, wide receiver (District VII)
1995	Jason Putz, defensive line (District VII)
1996	Tim Kohn, offensive line (Second Team)
1997	Preston Rhamy, defensive back (District VII)
1999	Dave Brcka, linebacker (First Team) Bill Marsau, offensive line (District VII)
2000	Dustin Avey, defensive back (District VII)
2001	Jordan Carstens, defensive line (Second Team)
2002	Jordan Carstens, defensive line (First Team) Bob Montgomery, offensive line (District VII) Jack Whitver, wide receiver (Second Team)
2003	Jordan Carstens, defensive line (District VII) Jack Whitver, wide receiver (District VII)
2004	Shawn Moorehead, defensive line (District VII) Seth Zehr, offensive line (District VII)
2005	Shawn Moorehead, defensive line (District VII)
2006	Shawn Moorehead, defensive line (District VII)
2016	Mitchell Meyers, defensive line (District VII)
2017	Jake Campos, offensive line (District VII)
2019	Charlie Kolar, tight end (First Team)
2020	Charlie Kolar, tight end (First Team) Brock Purdy, quarterback (Second Team)
2021	*Charlie Kolar, tight end (First Team) Brock Purdy, quarterback (Second Team)

*CoSIDA Academic All-America Football Member of the Year

WILLIAM V. CAMPBELL TROPHY FINALISTS

Year	Player
1990	Craig Mahoney, tight end
1998	Todd Bandhauer, quarterback
1999	Dave Brcka, linebacker
2021	*Charlie Kolar, tight end

*Winner of the 2021 William V. Campbell Trophy



Two-time Heisman Trophy finalist Troy Davis was inducted into the College Football Hall of Fame in 2016.

CYCLONE AWARDS

FRESHMAN ALL-AMERICANS

Year	Player (Outlet)
2001	Tony Yelk, P (Sporting News)
2003	Jason Berryman, DE (Sporting News)
2004	Todd Blythe, WR (Sporting News)
	Bret Meyer, QB (Sporting News)
2008	Leonard Johnson, DB (Rivals)
2010	Kirby Van Der Kamp, P (Sporting News)
2014	Kamari Cotton-Moya, DB (FWAA)
2015	Mike Warren, RB (Consensus)
2016	Kene Nwangwu, KR (PFF)
2018	Mike Rose, LB (FWAA, The Athletic)
2019	Breece Hall, RB (PFF, The Athletic)
	Trevor Downing, OL (The Athletic)
2020	Darrell Simmons Jr., OL (The Athletic)
	Isheem Young, DB (The Athletic)

CONFERENCE PLAYER OF THE YEAR

Year	Player (League)
1958	Dwight Nichols, TB (Big Eight)
1959	Dwight Nichols, TB (Big Eight)
1972	George Amundson, QB (Big Eight)
1996	Troy Davis, RB (Big 12, Off.)
2011	A.J. Klein, LB (Big 12, Def.)
2020	Breece Hall, RB (Big 12, Off.)
	Mike Rose, LB (Big 12, Def.)
2021	Breece Hall, RB (Big 12, Off.)

CONFERENCE OFFENSIVE NEWCOMER OF THE YEAR

Year	Player (League)
1972	Mike Strachan, RB (Big Eight)
1989	Blaise Bryant, RB (Big Eight)
1995	Pat Augufa, C (Big Eight)
2001	Seneca Wallace, QB (Big 12)
2011	Aaron Horne, WR (Big 12)
2020	Xavier Hutchinson, WR (Big 12)



Three-time All-American Charlie Kolar won the 2021 William V. Campbell Trophy as college football's best scholar-athlete. Kolar was also a three-time CoSIDA first-team Academic All-American.

CONFERENCE DEFENSIVE LINEMAN OF THE YEAR

Year	Player (League)
2021	Will McDonald IV (Co-Big 12)

CONFERENCE DEFENSIVE NEWCOMER OF THE YEAR

Year	Player (League)
1978	Chris Boskey, DL (Big Eight)
1998	Jesse Beckom, LB (Big 12)
2004	Tim Dobbins, LB (Big 12)
2009	David Sims, DB (Big 12)
2015	Demond Tucker, NG (Big 12)
2018	Greg Eisworth II, S (Big 12)

CONFERENCE OFFENSIVE FRESHMAN OF THE YEAR

Year	Player (League)
2015	Mike Warren, RB (Big 12)

CONFERENCE DEFENSIVE FRESHMAN OF THE YEAR

Year	Player (League)
2003	Jason Berryman, DE (Big 12)
2014	Kamari Cotton-Moya, DB (Big 12)
2020	Isheem Young, DB (Co-Big 12)

BIG 12 SCHOLAR-ATHLETE OF THE YEAR

Year	Player (League)
2020	Kene Nwangwu, RB
2021	Charlie Kolar, TE

CONFERENCE COACH OF THE YEAR

Year	Player (League)
1971	Johnny Majors (Big Eight)
1976	Earle Bruce (Big Eight)
1977	Earle Bruce (Big Eight)
2001	Dan McCarney (Big 12)
2004	Dan McCarney (Big 12)
2017	Matt Campbell (Big 12)
2018	Matt Campbell (Co-Big 12)
2020	Matt Campbell (Big 12)

COLLEGE FOOTBALL HALL OF FAME

Year	Player/Coach
1961	Glenn (Pop) Warner, coach
1970	Ed Bock, guard
2002	Earle Bruce, coach
2016	Troy Davis, running back

IOWA STATE ATHLETICS HALL OF FAME

Player/Coach

Ed Bock, class of 1997
Jim Doran, class of 1997
Clyde Williams, class of 1997
George Amundson, class of 1998
Matt Blair, class of 1999
Johnny Majors, class of 1999
Dwight Nichols, class of 1999
Earle Bruce, class of 2000
Mike Busch, class of 2000
Dexter Green, class of 2000
Mike Stensrud, class of 2000
Polly Wallace, class of 2000
Dave Hoppmann, class of 2001
Everett Kischer, class of 2001
Dick Barker, class of 2002
Keith Krepfle, class of 2002
Mal Schmidt, class of 2002
Tom Watkins, class of 2002

Clyde Shugart, class of 2004
David Archer, class of 2005
Karl Nelson, class of 2005
Tom Vaughn, class of 2005
Barry Hill, class of 2006
Keith Sims, class of 2006
Clay Stapleton, class of 2006
Luther Blue, class of 2007
Troy Davis, class of 2007
Ike Harris, class of 2007
Merv Krakau, class of 2007
George Veenker, class of 2007
Marcus Robertson, class of 2008
Otto Stowe, class of 2008
Eppie Barney, class of 2009
Bruce Reimers, class of 2009
Chris Washington, class of 2009
Reece "Pinky" Greene, class of 2010
Tom Randall, class of 2011
Carl Brettschneider, class of 2012
Gene Williams, class of 2012
John Cooper, class of 2014
John Van Sicklen, class of 2014
Tim Van Galder, class of 2015
Dan McCarney, class of 2016
Geary Murdock, class of 2017
Dwayne Crutchfield, class of 2017
Ike Hayes, class of 2017
Dennis Gibson, class of 2018
Seneca Wallace, class of 2019
Reggie Hayward, class of 2022
Bill Weeks, class of 2022

FIRST-TEAM ALL-CONFERENCE

Year	Player
1908	Homer Hubbard, back
	Guy Lambert, back
1910	J. L. Murphy, back
1911	A. K. Chappell, end
1912	R. L. "Buck" Hurst, back
	Clarence Nagle, end
1913	Lynn Cowan, end
1914	Durwood Moss, back
	Roscoe Packer, end
1915	Harold McKinley, guard
	Durwood Moss, back
1916	Howard Aldrich, back
	Durwood Moss, back
	Roscoe Packer, end
1917	Dick Barker, guard
	Polly Wallace, center
1919	Dick Barker, guard
	Gilbert Denfield, tackle
	Stewert White, back
1920	Polly Wallace, center
1921	Polly Wallace, center
1924	Norton Behm, back
	Harry Schmidt, guard
1925	Lincoln Cory, back
1927	Harry Lindblom, back
1928	Paul Trauger, back
1929	Maynard Spear, guard
1931	Roger Bowen, back
	Dick Grefe, back
1934	Ike Hayes, guard
	Frank Hood, end
	Harold Miller, back
	Fred Poole, end
1935	John Catron, tackle
	Ike Hayes, guard
1936	Clarence Gustine, end
1937	Ed Bock, guard
	Everett Kischer, back
1938	Ed Bock, guard
	Charles Heileman, end
	Everett Kischer, back
	Clyde Shugart, tackle
1939	Jack West, center
1942	Paul Darling, back
1943	Howard Tippee, back
1944	Jack Fathauer, guard
	Rex Wagner, end
	Charles Wright, guard
1945	Jack Fathauer, guard
	Dick Howard, back
	Gene Phelps, back
	Jim Riding, center
1947	Webb Halbert, back
1948	Dean Laun, end
1949	Jim Doran, end
	Lowell Titus, tackle
	Bill Weeks, back
1950	Jim Doran, end
	Bill Weeks, back
1951	Stan Campbell, guard
	Rich Mann, back
	Mal Schmidt, end
1953	Max Burkett, back
1957	Dwight Nichols, back
1958	Dwight Nichols, back
1959	Dwight Nichols, back
	Tom Watkins, back
	Don Webb, end
1960	Tom Watkins, back
1961	Dan Celoni, guard
	Dave Hoppmann, back
1962	Dave Hoppmann, back
1963	John Berrington, center
	Tom Vaughn, back
1964	Mike Cox, back
	John Van Sicklen, tackle
	Tom Vaughn, back
1965	Eppie Barney, end
	Ron Halda, back
	Dick Kasperek, end
1966	Eppie Barney, end
1968	George Dimitri, tackle
1969	Mike Bliss, guard
	Tony Washington, safety
1970	Otto Stowe, end
	Tony Washington, safety
1971	Keith Schroeder, linebacker
	Reggie Shoemake, place-kicker
1972	George Amundson, quarterback
	Merv Krakau, defensive end
	Keith Krepfle, tight end
	Geary Murdock, guard
	Mike Strachan, running back
1973	Matt Blair, rover
	Lawrence Hunt, middle guard
	Keith Krepfle, tight end
	Mike Strachan, tailback

CYCLONE AWARDS

1974	Barry Hill, safety
	Tom Goedjen, place-kicker
1976	Luther Blue, split end
	Dave Greenwood, offensive guard
	Tony Hawkins, safety
	Maynard Stensrud, defensive guard
1977	Rick Blabolil, punter
	Dexter Green, tailback
	Kevin Hart, cornerback
	Tom Randall, defensive tackle
	Mike Stensrud, defensive tackle
1978	Dexter Green, tailback
	Mike Schwartz, safety
	Mike Stensrud, defensive tackle
	Rick White, defensive end
1979	Mike Schwartz, safety
1980	Dwayne Crutchfield, tailback
	Larry Crawford, cornerback
	Alex Giffords, place-kicker
	Kenny Neil, defensive end
1981	Joe Brown, cornerback
	Dwayne Crutchfield, tailback
	Karl Nelson, offensive tackle
	John Quinn, quarterback
1982	Shamus McDonough, defensive tackle
	Karl Nelson, offensive tackle
	Ronnie Osborne, safety
1983	Tracy Henderson, flanker
	Jason Jacobs, fullback
	Bruce Reimers, offensive guard
1984	Tracy Henderson, split end
1987	Joe Henderson, running back
	Jeff Shudak, place-kicker
	Dennis Ross, wide receiver
1988	Mike Shane, linebacker
	Jeff Shudak, place-kicker
1989	Mike Busch, tight end
	Blaise Bryant, tailback
	Marcus Robertson, cornerback
1990	Marcus Robertson, cornerback
	Jeff Shudak, place-kicker
	Gene Williams, offensive guard
1991	Mark DouBrava, free safety
	James McMillion, return specialist
1992	Mark DouBrava, free safety
	James McMillion, return specialist
1993	James McMillion, return specialist
	Doug Skartvedt, offensive tackle
	Ty Stewart, place-kicker
1994	Ty Stewart, place-kicker
1995	Troy Davis, running back
1996	Troy Davis, running back
1997	Ty Watley, wide receiver
1999	Darren Davis, running back
2000	Ben Bruns, center
	Ennis Haywood, running back
	J.J. Moses, kick returner
2001	Ennis Haywood, running back
2002	Adam Benike, place-kicker
2004	Ellis Hobbs, cornerback
2005	Todd Blythe, wide receiver
	Nick Leaders, defensive line
	LaMarcus Hicks, defensive back
2006	Alvin Bowen, linebacker
2009	Jesse Smith, linebacker
2011	A.J. Klein, linebacker
	Kelechi Osemele, offensive tackle
2012	A.J. Klein, linebacker
	Jake Knott, linebacker
	Jake McDonough, defensive tackle
2013	Jeremiah George, linebacker
2014	E.J. Bibbs, tight end
2016	Allen Lazard, wide receiver
	Cole Netten, placekicker
2017	Allen Lazard, wide receiver
	David Montgomery, running back
	Joel Lanning, linebacker (AP)
	Kamari Cotton-Moya, safety
2018	Greg Eisworth II, safety
	Ray Lima, defensive line (ESPN)
	David Montgomery, running back (AP)
	Hakeem Butler, wide receiver (ESPN)
2019	Charlie Kolar, tight end
	Julian Good-Jones, offensive line
	Greg Eisworth II, safety
2020	Brock Purdy, quarterback
	Breece Hall, running back
	Xavier Hutchinson, wide receiver
	Charlie Kolar, tight end
	Colin Newell, offensive line
	JaQuan Bailey, defensive line
	Will McDonald IV, defensive line
	Mike Rose, linebacker
	Greg Eisworth II, safety
2021	Trevor Downing, offensive line
	Breece Hall, running back
	Xavier Hutchinson, wide receiver
	Charlie Kolar, tight end
	Will McDonald IV, defensive line
	Mike Rose, linebacker
	Jared Rus, fullback
	Enyi Uwazurike, defensive line



Dwayne Crutchfield was a two-time All-Big Eight selection in 1980 and 1981, rushing for over 1,000 yards in both seasons. The All-American played in the NFL from 1982-84.

BIG 12 ALL-CONFERENCE SELECTIONS (COACHES)

Year	Player (Team)
1997	Tyrone Watley, WR (1st)
	Ed Williams, WR (2nd)
	Darren Davis, RB (3rd)
	Todd Bandhauer, QB (HM)
	Kevin Hudson, DB (HM)
	Carl Gomez, P (HM)
1998	Damien Groce, WR (2nd)
	Darren Davis, RB (3rd)
	James Reed, DL (3rd)
	Todd Bandhauer, QB (HM)
	Chris Anthony, WR (HM)
	Reggie Hayward, DE (HM)
	Breon Ansley, DB (HM)
1999	Darren Davis, RB (1st)
	Bill Marsau, OL (3rd)
	James Reed, DL (3rd)
	Ryan Gerke, OL (HM)
	Ben Beaudet, OL (HM)
	Reggie Hayward, DE (HM)
	Dustin Avey, DB (HM)
	Jeff Waters, DB (HM)
	J.J. Moses, PR/KR (HM)
2000	Ennis Haywood, RB (1st)
	J.J. Moses, PR/KR (1st)
	J.J. Moses, WR (2nd)
	Ben Bruns, OL (2nd)
	Reggie Hayward, DE (2nd)
	James Reed, DL (3rd)
	Jamarcus Powers, DB (3rd)
	Sage Rosenfels, QB (HM),
	Chris Anthony, WR (HM)
	Andy Stensrud, OL (HM)
	Mike Banks, TE (HM)
	Dustin Avey, DB (HM)
2001	Ennis Haywood, RB (1st)
	Marcel Howard, OL (3rd)
	Jordan Carstens, DL (3rd)
	Adam Runk, DB (3rd)
	Seneca Wallace, QB (HM)
	Craig Campbell, WR (HM)
	Lane Danielsen, WR (HM)
	Mike Banks, TE (HM)
	Tony Yelk, PK (HM)
	Jeremy Loyd, LB (HM)
2002	Seneca Wallace, QB (2nd)
	Bob Montgomery, OL (2nd)
	Adam Benike, PK (2nd)
	Jordan Carstens, DL (2nd)
	Zach Butler, OL (3rd)
	JaMaine Billups, DB (3rd)
	Lane Danielsen, WR (HM)
	Jeremy Loyd, LB (HM)
2003	Lane Danielsen, WR (3rd)
	Jordan Carstens, DL (3rd)
	Jason Berryman, DE (HM)
	JaMaine Billups, DB (HM)
	Ellis Hobbs, DB (HM)
	Adam Benike, PK (HM)
2004	Ellis Hobbs, DB (1st)
	Cale Stubbe, OL (2nd)
	Nick Leaders, DL (2nd)
	Stevie Hicks, RB (HM)
	Todd Blythe, WR (HM)
	Luke Vander Sanden, OL (HM)
	Brent Curvey, DL (HM)
	Tim Dobbins, LB (HM)
	Tyson Smith, DL (HM)
2005	Todd Blythe, WR (1st)
	Nick Leaders, DL (1st)
	LaMarcus Hicks, DB (1st)
	Brent Curvey, DL (2nd)
	Tim Dobbins, LB (2nd)
	Bret Meyer, QB (HM)
	Ryan Kock, FB (HM)
	Aaron Brant, OL (HM)
	Scott Stephenson, OL (HM)
	Jason Berryman, DL (HM)
	Nik Moser, DB (HM)
	Troy Blankenship, P (HM)
2006	Scott Stephenson, OL (2nd)
	Alvin Bowen, LB (2nd)
	Todd Blythe, WR (HM)
	Aaron Brant, OL (HM)
	Ryan Baum, KR (HM)
	Brent Curvey, DL (HM)
	Shawn Moorehead, DL (HM)
2007	Alvin Bowen, LB (2nd)
	Todd Blythe, WR (HM)
	Bryce Braaksma, DL (HM)
	Athyba Rubin, DL (HM)
2008	Reggie Stephens, OL (HM)
	Leonard Johnson, KR/PR (HM)
	Rashawn Parker, DL (HM)
	Kurtis Taylor, DL (HM)
	Jesse Smith, LB (HM)
	Leonard Johnson, DB (HM)
	James Smith, DB (HM)
	Michael Brandtner, P (HM)
2009	Jesse Smith, LB (1st)
	Alexander Robinson, RB (HM)
	Kelechi Osemele, OL (HM)
	Reggie Stephens, OL (HM)
	Michael Brandtner, P (HM)
2010	Collin Franklin, TE (2nd)
	Ben Lamaak, OL (2nd)
	Jake Knott, LB (2nd)
	Leonard Johnson, DB (2nd)
	Kelechi Osemele, OL (HM)
	Jake Lattimer, DL (HM)
	A.J. Klein, LB (HM)
	David Sims, DB (HM)
	Kirby Van Der Kamp, P (HM)
2011	Kelechi Osemele, OL (1st)
	A.J. Klein, LB (1st)



A.J. Klein was the 2011 Co-Big 12 Defensive Player of the Year and the Pete Taylor MVP Award.

	Hayworth Hicks, OL (2nd)
	Jake Knott, LB (2nd)
	Leonard Johnson, DB (2nd)
	James White, RB (HM)
	Jake Lattimer, DL (HM)
	Kirby Van Der Kamp, P (HM)
2012	Jake McDonough, DL (1st)
	A.J. Klein, LB (1st)
	Jake Knott, LB (1st)
	Durrell Givens, DB (2nd)
	Kirby Van Der Kamp, P (2nd)
	Roosevelt Maggitt, DL (HM)
	Jeremy Reeves, DB (HM)
	Jacques Washington, DB (HM)
2013	Jeremiah George, LB (1st)
	E.J. Bibbs, TE (2nd)
	Jacques Washington, DB (2nd)
	Kirby Van Der Kamp, P (2nd)
	Tom Farniok, OL (HM)
	Cory Morrissey, DL (HM)
2014	E.J. Bibbs, TE (1st)
	Jacob Gannon, OL (HM)
	Tom Farniok, OL (HM)
	Cory Morrissey, DL (HM)
	Cole Netten, PK (HM)
2015	Jamison Lalk, OL (2nd)
	Dale Pierson, DE (2nd)
	Qujuan Floyd, DB (HM)
	Allen Lazard, WR (HM)
	Brian Peavy, DB (HM)
	Demond Tucker, DL (HM)
	Mike Warren, RB (HM)
2016	Allen Lazard, WR (1st)
	Cole Netten, PK (1st)
	Nick Fett, OL (2nd)
	Jhaustin Thomas, DL (2nd)
	Demond Tucker, DL (2nd)
	Kamari Cotton-Moya, DB (2nd)
	Willie Harvey, LB (HM)
	Kene Nwangwu, KR/PR (HM)
	Brian Peavy, DB (HM)
	Patrick Scoggins, OL (HM)
	Jomal Wiltz, DB (HM)
2017	Allen Lazard, WR (1st)
	David Montgomery, RB (1st)
	Kamari Cotton-Moya, DB (1st)
	Jake Campos, OL (2nd)
	Chase Allen, TE (2nd)
	Joel Lanning, LB (2nd)
	J.D. Waggoner, DE (2nd)
	Brian Peavy, DB (2nd)
	JaQuan Bailey, DE (HM)
	Hakeem Butler, WR (HM)
	Colin Downing, P (HM)
	Julian Good-Jones, OL (HM)
	Willie Harvey, LB (HM)
	Kyle Kempt, QB (HM)
	Ray Lima, DL (HM)
	Garrett Owens, PK (HM)
	D'Andre Payne, DB (HM)
	Trever Ryen, PR (HM)
	Sam Seonbuchner, FB (HM)
	Marcel Spears Jr., LB (HM)
2018	Greg Eisworth II, DB (1st)
	David Montgomery, RB (2nd)
	Hakeem Butler, WR (2nd)
	Charlie Kolar, TE (2nd)
	Kene Nwangwu, KR (2nd)
	JaQuan Bailey, DE (2nd)
	Ray Lima, DL (2nd)
	Brian Peavy, DB (2nd)
	Spencer Benton, DE (HM)
	Willie Harvey, LB (HM)
	Josh Knipfel, OL (HM)
	Julian Good-Jones, OL (HM)
	Bryce Meeker, OL (HM)
	Brock Purdy, QB (HM)
	Mike Rose, LB (HM)
	Sam Seonbuchner, TE (HM)
	Marcel Spears Jr., LB (HM)
2019	Charlie Kolar, TE (1st)
	Julian Good-Jones, OL (1st)
	Greg Eisworth II, DB (1st)
	Brock Purdy, QB (2nd)
	Breece Hall, RB (2nd)
	Deshaunte Jones, WR (2nd)
	Chase Allen, TE (2nd)
	Ray Lima, DL (2nd)
	Trevor Downing, OL (HM)
	Anthony Johnson Jr., DB (HM)
	Jamahl Johnson, DL (HM)
	Josh Knipfel, OL (HM)
	La'Michael Pettway, WR (HM)
	Mike Rose, LB (HM)
	Dylan Soehner, TE (HM)
	Marcel Spears Jr., LB (HM)
	Eyioma Uwazurike, DL (HM)
	O'Rien Vance, LB (HM)
	Lawrence White IV, DB (HM)
2020	Brock Purdy, QB (1st)
	Breece Hall, RB (1st)
	Xavier Hutchinson, WR (1st)
	Charlie Kolar, TE (1st)
	Colin Newell, OL (1st)
	JaQuan Bailey, DL (1st)
	Will McDonald IV, DL (1st)
	Mike Rose, LB (1st)
	Greg Eisworth II, DB (1st)
	Chase Allen, TE (2nd)
	Derek Schweiger, OL (2nd)
	Jake Hummel, LB (HM)
	Anthony Johnson Jr., DB (HM)
	Tayvonn Kyle, DB (HM)
	Isaiah Lee, DL (HM)
	Kene Nwangwu, KR/PR (HM)
	Darrell Simmons Jr., OL (HM)
	Dylan Soehner, TE (HM)
	Eyioma Uwazurike, DL (HM)
	Lawrence White IV, DB (HM)
	Isheem Young, DB (HM)
	Rory Walling, ST (HM)
2021	Trevor Downing, OL (1st)
	Breece Hall, RB (1st)
	Xavier Hutchinson, WR (1st)
	Charlie Kolar, TE (1st)
	Will McDonald IV, DE (1st)
	Mike Rose, LB (1st)
	Jared Rus, FB (1st)
	Enyi Uwazurike, DL (1st)
	Chase Allen, TE (2nd)
	Colin Newell, OL (2nd)
	Brock Purdy, QB (2nd)

Isheem Young, DB (2nd)
Greg Eisworth II, DB (HM)
Beau Freyler, DB (HM)
Jake Hummel, LB (HM)
Anthony Johnson Jr., DB (HM)
Andrew Mevis, PK (HM)
Zach Petersen, DE (HM)
Darrell Simmons Jr., OL (HM)

CONFERENCE PLAYERS OF THE WEEK

Year	Player
1970	RB George Amundson vs. Missouri, Nov. 14
1971	RB George Amundson vs. Okla. St., Nov. 20
1972	RB George Amundson vs. Kansas, Oct. 28
	DE Merv Krakau vs. Nebraska, Nov. 11
1973	DT Lawrence Hunt vs. Oklahoma, Nov. 3
	LB Matt Blair vs. Missouri, Nov. 17
	RB Mike Strachan vs. Okla. State, Nov. 24
1974	DB Barry Hill vs. Kansas, Oct. 26
	LB Brad Storm vs. Nebraska, Nov. 9
1976	QB Wayne Stanley vs. Air Force, Sept. 18
	RB Dexter Green vs. Missouri, Oct. 16
	DT Maynard Stensrud vs. Nebraska, Nov. 13
1977	DE Craig Volkens vs. Missouri, Oct. 8
	RB Dexter Green vs. Nebraska, Oct. 15
	RB Dexter Green vs. Okla. State, Nov. 19
	DT Mike Stensrud vs. Okla. State, Nov. 19
1978	RB Dexter Green vs. Rice, Sept. 9
1979	RB Rocky Gillis vs. Bowling Green, Sept. 15
1980	LB Mark Carlson vs. San Jose St., Sept. 20
	RB Dwayne Crutchfield vs. Kan. St., Oct. 11
1981	QB John Quinn vs. Missouri, Oct. 17
	DB Darren Longshore vs. Missouri, Oct. 17
	RB Dwayne Crutchfield vs. Colorado, Oct. 24
1982	DT Shamus McDonough vs. Iowa, Sept. 18
1983	QB David Archer vs. Kansas, Oct. 8
1984	LB Jeff Braswell vs. Oklahoma, Oct. 22
	QB Alan Hood vs. Missouri, Oct. 29
1985	DB Terrence Anthony vs. Vanderbilt, Sept. 21
	WR Hughes Suffren vs. Kan. State, Nov. 16
	LB Dennis Gibson vs. Okla. State, Nov. 23
1986	QB Alex Espinoza vs. Wichita State, Sept. 29
	QB Alex Espinoza vs. Kansas, Oct. 13
	LB Chris Moore vs. Kansas State, Nov. 17
1987	RB Joe Henderson vs. Kansas, Oct. 26
	LB Chris Moore vs. Kansas State, Nov. 16
1988	LB Mike Shane vs. Tulane, Sept. 12
	LB Mike Shane vs. Missouri, Oct. 17
	RB Joe Henderson vs. Kansas, Nov. 24
1989	RB Blaise Bryant vs. Ohio, Sept. 9
	QB Bret Oberg vs. Oklahoma, Oct. 21
	FS Tim Baker vs. Oklahoma State, Nov. 18
1990	TB Blaise Bryant vs. Northern Iowa, Sept. 8
	QB Chris Pedersen vs. Oklahoma, Oct. 20
	PK Jeff Shudak vs. Missouri, Nov. 10
1991	DB Kevin Fulton vs. Okla. State, Oct. 26
1992	LB Malcolm Goodwin vs. Iowa, Sept. 12
	RB James McMillion vs. Missouri, Oct. 31
	QB Marv Seiler vs. Nebraska, Nov. 14
1993	QB Bob Utter vs. Northern Illinois, Sept. 2
	C Tony Booth vs. Kansas State, Nov. 6
1994	LB Matt Nitchie vs. Nebraska, Nov. 14
1995	RB Troy Davis vs. Ohio, Sept. 3
	RB Troy Davis vs. Kansas State, Nov. 12
	RB Troy Davis vs. Missouri, Nov. 19
1996	RB Troy Davis vs. Northern Iowa, Sept. 23
	RB Troy Davis vs. Missouri, Sept. 30
	RB Troy Davis vs. Oklahoma State, Oct. 20
1997	DL Greg Schoon vs. Baylor, Oct. 27
1998	DL Reggie Hayward vs. Iowa, Sept. 13
	PK Jamie Kohl vs. Kansas, Nov. 21
2000	QB Sage Rosenfels vs. Iowa, Sept. 16
	RB Ennis Haywood vs. Baylor, Oct. 2
2001	RB Ennis Haywood vs. Ohio, Sept. 22
	QB Seneca Wallace vs. Baylor, Sept. 29
	PK Tony Yelk vs. Missouri, Oct. 13
	RB Ennis Haywood vs. Okla. State, Oct. 20
	RB Ennis Haywood vs. Kansas, Nov. 17
2002	QB Seneca Wallace vs. Florida St., Aug. 24
	PR Todd Miller vs. Troy State, Sept. 21
	LB Matt Word vs. Texas Tech, Oct. 12
	QB Seneca Wallace vs. Missouri, Nov. 2
2004	LB Brandon Brown vs. Baylor, Oct. 23
	PK Bret Culbertson vs. Kan. State, Nov. 20
2005	CB LaMarcus Hicks vs. Iowa, Sept. 10
	P Troy Blankenship vs. Iowa, Sept. 10
	FS Steve Paris vs. Army, Sept. 23
	CB LaMarcus Hicks vs. Okla. State, Oct. 22
	WR Todd Blythe vs. Texas A&M, Oct. 29
	RB Stevie Hicks vs. Kan. State, Nov. 5
	DT Brent Curvey vs. Colorado, Nov. 12
2007	PK Bret Culbertson vs. Iowa, Sept. 15
	CB Chris Singleton vs. Kansas State, Nov. 3
2008	KR Leonard Johnson vs. Oklahoma St., Nov. 1
2009	RB Alexander Robinson vs. Army, Sept. 26
	LB Jesse Smith vs. Nebraska, Oct. 24
	P Mike Brandtner vs. Nebraska, Oct. 24
2010	LB Jake Knott vs. Northern Iowa, Sept. 25
	DB Jeremy Reeves vs. Texas Tech, Oct. 2
	DE Jacob Lattimer vs. Texas, Oct. 23
2011	QB Steele Jantz vs. Iowa, Sept. 10
	LB A.J. Klein vs. Oklahoma State, Nov. 18
2012	P Kirby Van Der Kamp vs. Tulsa, Sept. 1
	LB Jake Knott vs. Iowa, Sept. 8
	LB Jake Knott vs. Baylor, Oct. 27
2013	RB Aaron Wimberly vs. Tulsa, Sept. 26
	KR Jarvis West vs. Texas Tech, Oct. 12
	QB Grant Rohach vs. West Virginia, Nov. 30
2014	PR Jarvis West vs. Kansas State, Sept. 8
	PK Cole Netten vs. Iowa, Sept. 15
	DE Cory Morrissey vs. Iowa, Sept. 15
2015	DL Demond Tucker vs. Oklahoma St., Nov. 14
2016	RB David Montgomery vs. Kansas, Nov. 12
	FS Kamari Cotton-Moya vs. Texas Tech, Nov. 19
	PK Cole Netten vs. West Virginia, Nov. 26
2017	QB Kyle Kempt vs. Oklahoma, Oct. 7
	LB Joel Lanning vs. Oklahoma, Oct. 7
	PR Trever Ryen vs. Kansas, Oct. 14
	LB Marcel Spears Jr. vs. Texas Tech, Oct. 21
	LB Marcel Spears Jr. vs. TCU, Oct. 28
	DB Brian Peavy vs. Baylor, Nov. 18
	PK Garrett Owens vs. Baylor, Nov. 18
2018	DB Braxton Lewis vs. Oklahoma State, Oct. 8
	DE JaQuan Bailey vs. West Virginia, Oct. 15
	LB Marcel Spears Jr. vs. Texas Tech, Oct. 29
2019	QB Brock Purdy vs. Louisiana-Monroe, Sept. 23
	PK Connor Assalley vs. Texas, Nov. 18
	QB Brock Purdy vs. Kansas, Nov. 25
2020	DE JaQuan Bailey vs. TCU, Sept. 28
	RB Breece Hall vs. Oklahoma, Oct. 5
	RB Breece Hall vs. Oklahoma State, Oct. 26
	RB Breece Hall vs. Baylor, Nov. 9

	LB Mike Rose vs. Baylor, Nov. 9
	DL Latrell Bankston vs. Texas, Nov. 30
	QB Brock Purdy vs. West Virginia, Dec. 7
2021	PK Andrew Mevis vs. Kansas State, Oct. 18
	QB Brock Purdy vs. Oklahoma State, Oct. 25
	DE Will McDonald IV vs. Oklahoma St., Oct. 25
	PK Andrew Mevis vs. Texas, Nov. 8
	DE Will McDonald IV vs. Texas, Nov. 8
	RB Breece Hall vs. TCU, Nov. 29



JaQuan Bailey tied a school record for sacks in a game (3.5) and was named the Big 12's Defensive Player of the Week in Iowa State's win over TCU in 2020. Bailey has the second-most sacks (25.5) in Iowa State history.



First-team All-Big 12 cornerback Ellis Hobbs was the recipient of the 2004 Pete Taylor MVP Award. Hobbs played six years in the NFL for the New England Patriots and Philadelphia Eagles.

EAST-WEST SHRINE GAME

Year	Player
1939	Ed Bock
	Chuck Heileman
1951	Jim Doran
	Bill Weeks
1952	Stan Campbell
1961	Tom Watkins
1964	Tom Vaughn
1965	Dick Kasperek
1966	Tim Van Galder
1972	George Amundson
1973	Matt Blair
1974	Tom Goedjen
	Barry Hill
1980	Dick Cuvelier
1983	Chris Boskey
	Karl Nelson
	Coach Donnie Duncan
1988	Joe Henderson
1989	Mike Busch
	Keith Sims
	Coach Jim Walden (assistant)
1990	Blaise Bryant
	Jeff Shudak
2001	Kevin DeRonde
	Ennis Haywood
2002	Zach Butler
2006	Stevie Hicks
2007	Todd Blythe
	Alvin Bowen
	Athyba Rubin
2009	Reggie Stephens
2010	David Sims
2012	A.J. Klein
2017	Joel Lanning
2019	Julian Good-Jones
2020	JaQuan Bailey
	Dylan Soehner
2021	Brock Purdy
	Enyi Uwazurike



Bill Weeks was a two-time first-team All-Big Seven quarterback (1949-50). Weeks, who participated in the 1951 Hula Bowl, later became the head coach at New Mexico.

HULA BOWL

Year	Player
1951	Jim Doran
	Bill Weeks
1960	Dwight Nichols
1961	Tom Watkins
1964	John Berrington
	Tom Vaughn
1965	Dick Kasperek
1973	George Amundson
1974	Matt Blair
1975	Tom Goedjen
1976	Bob Bos
	Coach Earle Bruce
1977	Dave Greenwood
	Tony Hawkins
1978	Tom Randall
1979	Dexter Green
	Mike Stensrud
1980	Mike Schwartz
1982	Dwayne Crutchfield
1983	Shamus McDonough
1993	Doug Skartvedt
1994	Tony Booth
1996	Pat Augafa
	Tim Kohn
1997	Derrik Clark
2000	Reggie Hayward (defensive MVP)
2001	Mike Banks
	Kevin DeRonde
	Ennis Haywood
	Marcel Howard
	Lorenzo White
2003	Lane Danielsen
2005	Tim Dobbins
	Steve Paris

ALL-STAR GAME

Year	Player
1939	Ed Bock
	Everett Kischer
1973	George Amundson

BLUE-GRAY GAME

Year	Player
1955	Max Burkett
1960	Dwight Nichols
1962	Dave Hoppmann
	Chuck Walton
1964	John Van Sicklen



All-American George Amundson played in three postseason all-star games after his stellar career ended in 1972.

1965	Mike Cox
1966	Eppie Barney
1967	Tom Busch
1969	Wayne Beske
	Bob Brouillette
1972	Mike Terrizzi
1973	Dave Pittman
1974	Barry Hill
1979	Dick Cuvelier
1980	Larry Crawford (defensive MVP)
1982	Shamus McDonough
1983	Bruce Reimers
1984	Kevin Williams
1986	Dennis Gibson
	Greg Liter
1988	Jeff Dole
	Joe Henderson
1989	Keith Sims
1990	Gene Williams
	Coach Jim Walden (offensive coordinator)
1992	Todd McClish
1993	Doug Skartvedt
1995	Mike Horacek
1996	Pat Augafa
	Tim Kohn
1997	Derrik Clark
	Oliver Ross
1999	Robert Brannon
	Darren Davis (offensive MVP)
2003	JaMaine Billups
	Lance Young

SENIOR BOWL

Year	Player
1955	Max Burkett
1962	Dave Hoppmann
	Chuck Walton
1963	Dave Hoover
1964	John Van Sicklen
1966	Eppie Barney
1968	Tom Busch
1969	Coach Clay Stapleton
1972	Dean Carlson
1973	Merv Krakau
1974	Matt Blair
1975	Tom Goedjen
1977	Luther Blue
1979	Mike Stensrud (DNP)
1981	Kenny Neil
1983	Bruce Reimers
1986	Dennis Gibson
1991	Blaise Bryant
2000	Sage Rosenfels
2001	Ennis Haywood
2002	Seneca Wallace
2003	Jordan Carstens
2007	Ahtyba Rubin
2011	Leonard Johnson
	Kelechi Osemele
2013	Kirby Van Der Kamp
2014	E.J. Bibbs (DNP)
2017	Allen Lazard
2019	Steve Wirtel
2021	Charlie Kolar
	Mike Rose
	Andrew Mevis

NORTH-SOUTH GAME

Year	Player
1971	Otto Stowe
1972	Joe Avezzano (line coach)
	Johnny Majors (coach)
	Dean Carlson
	Ray Harm
	Bob Richardson
	Keith Schroeder (defensive MVP)
1973	John Schweizer
1976	Al Dixon
	Tony Hawkins

TEXAS VS. THE NATION BOWL

Year	Player
1971	Otto Stowe
2006	Scott Stephenson
	Brent Curvey
2007	Bret Meyer (DNP)

THE VILLAGES GRIDIRON CLASSIC

Year	Player
2003	JaMaine Billups
2004	Ellis Hobbs

FLORIDA ALL-STAR GRIDIRON CLASSIC

Year	Player
1998	Todd Bandhauer
1999	Darren Davis
2001	Mike Banks

CHRISTIAN BOWL

Year	Player
1956	Bruce Alexander



Otto Stowe played in two postseason All-Star games before a career in the NFL.

OPTIMIST BOWL

Year	Player
1960	Dwight Nichols

LIONS' ALL-AMERICA BOWL

Year	Player
1961	Tom Watkins
1971	Otto Stowe
1972	George Campbell
	Geary Murdock
1973	Lawrence Hunt
1974	Barry Hill
	Mike Strachan
1975	Greg Pittman
1976	Otis Rodgers
	Maynard Stensrud

ALL-AMERICA GAME

Year	Player
1962	Dave Hoppmann
1971	Otto Stowe
1975	Barry Hill

CHALLENGE BOWL

Year	Player
1963	Dick Limerick

JAPAN BOWL

Year	Player
1976	Bob Bos
1977	Dave Greenwood
	Tony Hawkins
1978	Tom Randall
1979	Tom Boskey
	Dexter Green
	Coach Earle Bruce
1989	Mike Busch

OLYMPIA CHALLENGE BOWL

Year	Player
1979	Mike Clemons
	Ray Hardee
	Tom Perticone
	Guy Preston

OLYMPIA GOLD BOWL

Year	Player
1978	Dexter Green
1982	Dwayne Crutchfield

LAS VEGAS BOWL

Year	Player
2005	LaMarcus Hicks
	Nick Leaders

DALLAS DREAM GAME

Year	Player
1939	Ed Bock

NFLPA COLLEGIATE BOWL

Year	Player
2013	Jeremiah George
2014	Tom Farniok
2015	Dale Pierson
2018	Willie Harvey
	Brian Peavy
	D'Andre Payne
	Matthew Eaton
2019	Ray Lima
	Bryce Meeker
	Marcel Spears Jr.
2020	Dylan Soehner
2021	Chase Allen
	Greg Eisworth II

MEDAL OF HONOR BOWL

Year	Player
2013	Deon Broomfield

COLLEGE GRIDIRON SHOWCASE

Year	Player
2014	Jacob Gannon
2015	Dale Pierson
2016	Jomal Wiltz
	Jarnor Jones
2017	Reggie Wilkerson
	Mackenro Alexander
2020	Kene Nwangwu

TROPICAL BOWL

Year	Player
2016	Demond Tucker
	Jarnor Jones
2019	Jamahl Johnson
	Amechie Walker
2021	Derek Schweiger

1971 SUN BOWL
LSU 33
IOWA STATE 15
DEC. 18, 1971 • EL PASO, TEXAS

	1	2	3	4	F
LSU	6	0	13	14	33
Iowa State	0	3	6	6	15



1972 LIBERTY BOWL
GEORGIA TECH 31
IOWA STATE 30
DEC. 18, 1972 • MEMPHIS, TENN.

	1	2	3	4	F
Georgia Tech	3	14	7	7	31
Iowa State	14	7	3	6	30



1977 PEACH BOWL
N.C. STATE 24
IOWA STATE 14
DEC. 31, 1977 • ATLANTA, GA.

	1	2	3	4	F
N.C. State	7	14	0	3	24
Iowa State	0	0	0	14	14



1978 HALL OF FAME BOWL
TEXAS A&M 28
IOWA STATE 12
DEC. 20, 1978 • BIRMINGHAM, ALA.

	1	2	3	4	F
Texas A&M	0	14	0	14	28
Iowa State	0	6	6	0	12



2000 INSIGHT.COM BOWL
IOWA STATE 37
PITTSBURGH 29
DEC. 28, 2000 • PHOENIX, ARIZ.

	1	2	3	4	F
Pittsburgh	7	0	13	9	29
Iowa State	7	20	0	10	37



2001 INDEPENDENCE BOWL
ALABAMA 14
IOWA STATE 13
DEC. 27, 2001 • SHREVEPORT, LA.

	1	2	3	4	F
Alabama	0	7	0	7	14
Iowa State	3	7	3	0	13



2002 HUMANITARIAN BOWL
BOISE STATE 34
IOWA STATE 16
DEC. 31, 2002 • BOISE, IDAHO

	1	2	3	4	F
Boise State	0	7	14	13	34
Iowa State	3	7	0	6	16



2004 INDEPENDENCE BOWL
IOWA STATE 17
MIAMI (OHIO) 13
DEC. 28, 2004 • SHREVEPORT, LA.

	1	2	3	4	F
Miami	0	7	6	0	13
Iowa State	7	3	0	7	17



2005 HOUSTON BOWL
TCU 27
IOWA STATE 24
DEC. 31, 2005 • HOUSTON, TEXAS

	1	2	3	4	F
TCU	14	10	0	3	27
Iowa State	0	17	7	0	24



2009 INSIGHT BOWL
IOWA STATE 14
MINNESOTA 13
DEC. 31, 2009 • TEMPE, ARIZ.

	1	2	3	4	F
Minnesota	3	0	10	0	13
Iowa State	0	14	0	0	14



2011 PINSTRIPE BOWL
RUTGERS 27
IOWA STATE 13
DEC. 30, 2011 • NEW YORK, N.Y.

	1	2	3	4	F
Rutgers	0	17	0	10	27
Iowa State	6	0	0	7	13



2012 LIBERTY BOWL
TULSA 31
IOWA STATE 17
DEC. 31, 2012 • MEMPHIS, TENN.

	1	2	3	4	F
Tulsa	7	14	7	3	31
Iowa State	17	0	0	0	17



2017 LIBERTY BOWL
IOWA STATE 21
MEMPHIS 20
DEC. 30, 2017 • MEMPHIS, TENN.

	1	2	3	4	F
Iowa State	7	7	7	0	21
Memphis	7	3	10	0	20



2018 ALAMO BOWL
WASHINGTON STATE 28
IOWA STATE 26
DEC. 28, 2018 • SAN ANTONIO, TEXAS

	1	2	3	4	F
Iowa State	0	10	10	6	26
Wash. State	7	14	0	7	28



2019 CAMPING WORLD BOWL
NOTRE DAME 33
IOWA STATE 9
DEC. 28, 2019 • ORLANDO, FLA.

	1	2	3	4	F
Notre Dame	10	10	10	3	33
Iowa State	0	6	3	0	9



2021 FIESTA BOWL
IOWA STATE 34
OREGON 17
JAN. 2, 2021 • GLENDALE, ARIZ.

	1	2	3	4	F
Oregon	7	10	0	0	17
Iowa State	7	21	3	3	34



2021 CHEEZ-IT BOWL
CLEMSON 20
IOWA STATE 13
DEC. 29, 2021 • ORLANDO, FLA.



	1	2	3	4	F
Clemson	3	3	14	0	20
Iowa State	0	3	3	7	13









RECORDS VS. OPPONENTS

Team	First	W	L	T
Air Force	1975	2	0	0
Akron	2017	2	0	0
Alabama	2001	0	1	0
Arizona	1948	1	4	1
Arkansas	1973	0	1	0
Army	1964	2	1	0
Ball State	1998	1	0	0
Baylor	1988	9	11	0
Boise State	2002	0	1	0
Boston College	1961	0	1	0
Bowling Green	1977	2	0	0
Brigham Young	1968	4	0	0
Buffalo	1968	1	0	0
Butte Athletic Club	1895	0	1	0
California	1963	0	1	0
Camp Dodge	1918	0	1	0
Central (Iowa)	1933	1	0	0
Central Oklahoma	1922	0	1	0
Clemson	2021	0	1	0
Coe	1902	16	2	0
Colorado	1946	15	49	1
Colorado State	1966	4	1	0
Connecticut	2002	1	1	0
Cornell (Iowa)	1893	14	3	1
Creighton	1920	1	0	0
Dayton	1977	1	0	0
Denver	1933	7	3	0
Des Moines U	1904	4	0	0
Des Moines Y	1892	4	0	0
Detroit	1931	1	1	0
Doane	1944	1	0	0
Drake	1898	49	17	4
Dubuque	1949	1	0	0
Eastern Illinois	1991	1	0	0
Eldora	1896	1	0	0
Ellsworth	1915	1	0	0
Florida State	1975	1	1	0
Fort Dodge	1894	1	0	0
Georgia Tech	1972	0	1	0
Grinnell	1893	20	10	3
Gustavus Adolphus	1944	1	0	0
Highland Park	1903	2	0	0
Idaho	1971	2	0	0
Illinois	1927	1	3	2
Illinois State	2005	1	0	0
Indiana State	1986	2	0	0
Iowa	1894	22	46	0
Iowa Falls	1896	1	0	0
Iowa Pre-Flight	1943	0	1	0
Kansas	1898	45	50	6
Kansas State	1917	52	49	4
Kent State	1971	6	1	0
Louisiana-Monroe	1980	2	0	0
Louisiana	2020	0	1	0
Louisiana State	1971	0	1	0
Loyola (La.)	1930	0	1	0
Luther	1934	3	0	0
Marquette	1927	2	8	1
Memphis	2017	1	0	0
Miami (Ohio)	2004	1	0	0
Michigan State	1947	0	2	0
Minnesota	1895	3	22	1
Missouri	1896	34	61	9
Morningside	1906	8	1	0
Nebraska	1896	18	85	2

RECORDS VS. OPPONENTS

Team	First	W	L	T
Nebraska Wesleyan	1924	1	0	0
New Mexico	1965	5	1	0
New Mexico State	1983	0	1	0
North Carolina State	1977	0	1	0
North Dakota State	2009	1	1	0
Northern Illinois	1993	3	1	0
Northern Iowa	1899	24	6	3
Northwestern (Ill.)	1895	1	7	0
Notre Dame	2019	0	1	0
Ohio	1962	7	0	0
Oklahoma	1928	7	78	2
Oklahoma State	1926	20	33	3
Omaha Guards	1903	1	0	0
Oregon	2020	1	0	0
Oregon State	1962	0	1	0
Ottumwa NAS	1943	0	1	0
Pacific	1960	2	1	0
Panora	1894	2	0	0
Pittsburgh	2000	1	0	0
Rice	1930	2	3	0
Rush Medical	1898	1	0	0
Rutgers	2011	0	1	0
San Diego State	1970	3	3	0
San Jose State	1958	4	0	0
Simpson	1894	15	1	1
Sioux City	1895	1	0	0
South Carolina	1967	0	1	0
South Dakota	1899	9	0	0
South Dakota State	1952	3	0	0
State Center	1892	0	0	1
Still College	1901	2	0	0
Syracuse	1957	0	1	1
Tennessee	1982	0	1	0
Tennessee Tech	2002	1	0	0
Texas	1979	5	14	0
Texas A&M	1978	1	10	0
TCU	1995	5	8	0
Texas Tech	1967	8	12	0
Toledo	2006	2	2	0
Troy	2002	1	0	0
Tulane	1987	3	1	0
Tulsa	1961	3	1	0
UCLA	1926	1	1	0
UNLV	1995	5	1	0
Upper Iowa	1935	1	0	0
Utah	1970	4	1	0
Utah State	1985	1	0	0
Vanderbilt	1983	1	1	0
Villanova	1942	0	2	0
Virginia Military	1963	1	0	0
Washington	1974	0	1	0
Washington State	2018	0	1	0
Washington (Mo.)	1913	6	1	0
Wayne State	1951	1	0	0
West Texas A&M	1981	2	0	0
West Virginia	2012	4	6	0
Western Illinois	2012	1	0	0
Western Michigan	1990	1	1	0
Wichita State	1977	2	0	0
William Penn	1900	2	0	0
Wisconsin	1895	0	7	0
Wyoming	1986	1	3	0
TOTALS		**555**	**664**	**46**

ALL-TIME SERIES RESULTS

AIR FORCE
Games: 2
Series Record: 2-0-0
Home: 1-0-0
Away: 1-0-0

9-20-1975	H	W, 17-12
9-18-1976	A	W, 41-6

AKRON
Games: 2
Series Record: 2-0-0
Home: 1-0-0
Away: 1-0-0

9-17-2017	A	W, 41-14
9-22-2018	H	W, 26-13

ALABAMA
Games: 1
Series Record: 0-1-0
Neutral: 0-1-0

12-27-2001	N	L, 13-14

ARIZONA
Games: 6
Series Record: 1-4-1
Home: 0-1-0
Away: 1-3-1

11-20-1948	A	L, 7-14
11-25-1950	A	L, 26-27
9-27-1958	A	W, 14-10
11-21-1964	A	T, 0-0
11-19-1966	A	L, 24-27
9-21-1968	H	L, 12-21

ARKANSAS
Games: 1
Series Record: 0-1-0
Away: 0-1-0

9-29-1973	A	L, 19-21

ARMY
Games: 3
Series Record: 2-1-0
Home: 1-0-0
Away: 1-1-0

10-31-1964	A	L, 7-9
9-23-2005	A	W, 28-21
9-26-2009	H	W, 31-10

BALL STATE
Games: 1
Series Record: 1-0-0
Home: 1-0-0

9-19-1998	H	W, 38-0

BAYLOR
Games: 20
Series Record: 9-11-0
Home: 6-4-0
Away: 3-7-0

9-17-1988	H	L, 0-35
10-26-1996	A	L, 21-49
10-25-1997	H	W, 24-17
9-30-2000	A	W, 31-17
9-29-2001	H	W, 41-0
10-23-2004	A	W, 26-25
10-8-2005	H	L, 13-23
10-11-2008	A	L, 10-38
10-17-2009	H	W, 24-10
10-8-2011	A	L, 26-49
10-27-2012	H	W, 35-21
10-19-2013	A	L, 7-71
9-27-2014	H	L, 28-49
10-24-2015	A	L, 27-45
10-1-2016	H	L, 42-45
11-18-2017	A	W, 23-13
11-10-2018	H	W, 28-14
9-28-2019	A	L, 21-23
11-7-2020	H	W, 38-31
9-25-2021	A	L, 29-31

BOISE STATE
Games: 1
Series Record: 0-1-0
Away: 0-1-0

12-31-2002	A	L, 16-34

BOSTON COLLEGE
Games: 1
Series Record: 0-1-0
Away: 0-1-0

11-4-1961	A	L, 10-14

BOWLING GREEN
Games: 2
Series Record: 2-0-0
Home: 1-0-0
Away: 1-0-0

9-24-1977	A	W, 35-21
9-15-1979	H	W, 38-10

BRIGHAM YOUNG
Games: 4
Series Record: 4-0-0
Home: 2-0-0
Away: 2-0-0

9-28-1968	A	W, 28-20
9-27-1969	H	W, 10-0
10-13-1973	A	W, 26-24
9-28-1974	H	W, 34-7

BUFFALO
Games: 1
Series Record: 1-0-0
Home: 1-0-0

9-14-1968	H	W, 28-10

BUTTE ATHLETIC CLUB
Games: 1
Series Record: 0-1-0
Away: 0-1-0

9-15-1895	A	L, 10-12

CALIFORNIA
Games: 1
Series Record: 0-1-0
Away: 0-1-0

9-21-1963	A	L, 8-15

CAMP DODGE
Games: 1
Series Record: 0-1-0
Home: 0-1-0

11-9-1918	H	L, 0-6

CENTRAL
Games: 1
Series Record: 1-0-0
Home: 1-0-0

9-23-1933	H	W, 14-0

CENTRAL OKLAHOMA
Games: 1
Series Record: 0-1-0
Home: 0-1-0

11-18-1922	H	L, 13-14

CLEMSON
Games: 1
Series Record: 0-1-0
Neutral: 0-1-0

12-29-2021	N	L, 13-20

COE
Games: 18
Series Record: 16-2-0
Home: 16-2-0

11-8-1902	H	W, 53-0
10-17-1903	H	W, 36-5
10-1-1904	H	W, 22-0
9-30-1905	H	W, 29-0
11-18-1905	H	W, 28-6
10-5-1906	H	W, 36-0
10-4-1907	H	W, 18-0
10-3-1908	H	W, 34-0
10-2-1909	H	W, 11-5
10-1-1910	H	W, 12-0
10-7-1911	H	W, 25-0
10-3-1914	H	W, 27-6
10-6-1917	H	W, 7-0
10-4-1919	H	W, 3-0
10-2-1920	H	L, 0-6
10-1-1921	H	W, 28-3
10-7-1922	H	L, 0-24
9-23-1939	H	W, 19-0

COLORADO
Games: 65
Series Record: 15-49-1
Home: 9-24-0
Away: 6-25-1

9-21-1946	A	L, 7-13
9-27-1947	H	L, 0-7
10-16-1948	H	W, 18-7
10-8-1949	A	W, 13-6
9-23-1950	H	W, 14-7
11-3-1951	A	L, 20-47
10-18-1952	H	L, 12-21
10-31-1953	A	L, 34-41
10-16-1954	H	L, 0-20
11-19-1955	A	L, 0-40
10-20-1956	H	L, 0-52
11-23-1957	A	L, 21-38
10-18-1958	H	L, 0-20
10-17-1959	A	W, 27-0
10-15-1960	H	L, 6-21
11-25-1961	A	L, 0-34
10-20-1962	H	W, 57-19
10-19-1963	A	W, 19-7
10-17-1964	H	L, 7-14
10-16-1965	A	T, 10-10
10-15-1966	H	L, 21-41
10-7-1967	A	L, 0-34
10-5-1968	H	L, 18-28
10-11-1969	H	L, 0-14
10-10-1970	A	L, 10-61
10-9-1971	H	L, 14-24
10-14-1972	A	L, 22-34
10-6-1973	H	L, 16-23
10-12-1974	A	L, 7-34
11-1-1975	H	L, 27-28
10-23-1976	A	L, 14-33
11-5-1977	H	L, 7-12
11-18-1978	A	W, 20-16
11-3-1979	H	W, 24-10
11-1-1980	A	L, 9-17
10-24-1981	H	W, 17-10
10-23-1982	A	W, 31-14
10-15-1983	H	W, 22-10
10-13-1984	A	L, 21-23
10-19-1985	H	L, 6-40
10-18-1986	A	L, 3-31
10-31-1987	H	L, 10-42
10-29-1988	A	L, 12-24
10-14-1989	H	L, 17-52
10-13-1990	A	L, 12-28
11-23-1991	H	L, 14-17
11-21-1992	A	L, 10-33
11-20-1993	H	L, 16-21
11-19-1994	A	L, 20-41
10-21-1995	H	L, 28-50
11-9-1996	A	L, 42-49
11-8-1997	H	L, 38-43*
11-14-1998	A	L, 8-37
10-23-1999	H	L, 12-16
11-11-2000	A	W, 35-27
11-10-2001	H	L, 27-40
11-16-2002	A	L, 27-41
11-15-2003	H	L, 10-44
10-16-2004	A	L, 14-19
11-12-2005	H	W, 30-16
11-11-2006	A	L, 16-33
11-10-2007	H	W, 31-28
11-8-2008	A	L, 24-28
11-14-2009	H	W, 17-10
11-13-2010	A	L, 14-34

*Game later forfeited

COLORADO STATE
Games: 5
Series Record: 4-1-0
Home: 3-0-0
Away: 1-1-0

11-26-1966	A	L, 10-34
9-26-1970	H	W, 37-6
9-16-1972	A	W, 41-0
10-4-1980	H	W, 69-0
9-24-1983	H	W, 21-17

CONNECTICUT
Games: 2
Series Record: 1-1-0
Home: 0-1-0
Away: 1-0-0
11-23-2002 H L, 20-37
11-16-2011 A W, 24-20

CORNELL (IOWA)
Games: 18
Series Record: 14-3-1
Home: 10-1-1
Away: 3-2-0
Neutral: 1-0-0
1893 H L, 6-14
9-5-1896 N W, 50-0
9-30-1899 A W, 32-0
11-24-1900 H W, 17-0
11-21-1901 H W, 28-12
10-25-1902 A L, 15-17
11-20-1903 A W, 41-0
11-18-1904 H W, 41-6
9-29-1906 H W, 81-0
10-26-1907 H W, 17-0
10-17-1908 A L, 0-6
11-6-1909 H W, 18-6
11-11-1911 H W, 15-0
11-9-1912 A W, 21-0
11-8-1913 H W, 14-0
11-7-1914 H W, 69-0
9-28-1935 H T, 6-6
10-17-1936 H W, 38-0

CREIGHTON
Games: 1
Series Record: 1-0-0
Away: 1-0-0
11-6-1920 A W, 17-0

DAYTON
Games: 1
Series Record: 1-0-0
Home: 1-0-0
10-1-1977 H W, 17-13

DENVER
Games: 10
Series Record: 7-3-0
Home: 1-1-0
Away: 6-2-0
9-29-1933 A W, 18-13
9-23-1938 A W, 14-7
9-29-1939 A L, 0-6
9-27-1940 A L, 7-14
9-26-1941 A W, 7-6
9-25-1942 A W, 7-0
9-17-1955 H L, 7-19
9-15-1956 A W, 13-10
9-21-1957 H W, 10-0
9-25-1959 A W, 28-12

DES MOINES U
Games: 4
Series Record: 4-0-0
Home: 4-0-0
11-12-1904 H W, 16-0
10-6-1906 H W, 45-0
10-30-1909 H W, 23-0
10-15-1910 H W, 17-0

DES MOINES YMCA
Games: 4
Series Record: 4-0-0
Home: 1-0-0
Away: 2-0-0
Neutral: 1-0-0
1892 H W, 30-0
9-3-1894 A W, 18-4
10-17-1896 N W, 24-16
11-21-1896 A W, 15-0

DETROIT
Games: 2
Series Record: 1-1-0
Away: 1-1-0
10-9-1931 A L, 0-20
9-23-1960 A W, 44-21

DOANE
Games: 1
Series Record: 1-0-0
Home: 1-0-0
10-7-1944 H W, 59-0

DRAKE
Games: 70
Series Record: 49-17-4
Home: 25-5-1
Away: 24-12-3
10-29-1898 H W, 17-16
11-10-1900 A L, 0-16
11-16-1901 H L, 5-12
11-15-1902 A T, 0-0
11-26-1903 A W, 16-0
11-24-1904 A W, 19-0
11-30-1905 A W, 17-12
11-29-1906 A W, 7-0
11-30-1907 A W, 13-8
11-26-1908 A W, 12-6
11-25-1909 A L, 0-11
11-24-1910 A W, 2-0
11-25-1911 A W, 6-0
11-23-1912 A W, 27-3
11-22-1913 A W, 26-3
11-21-1914 A W, 52-0
11-25-1915 A W, 28-14
11-30-1916 A W, 32-14
11-29-1917 A W, 47-0
11-27-1919 A W, 14-0
11-5-1921 A W, 7-0
11-4-1922 A L, 7-14
11-3-1923 A L, 0-21
11-22-1924 H W, 10-0
11-21-1925 A W, 7-6
11-13-1926 H W, 13-7
11-5-1927 A W, 7-0
11-24-1928 A L, 0-18
11-16-1929 H L, 0-7
11-22-1930 A L, 19-20
11-14-1931 H L, 6-7
11-19-1932 H W, 34-13
11-25-1933 A T, 7-7
11-17-1934 H W, 33-12
11-16-1935 A T, 7-7
11-21-1936 H W, 21-7
10-23-1937 A L, 0-30
11-5-1938 H W, 14-0
10-21-1939 A L, 0-7
11-9-1940 H W, 7-6
11-15-1941 A L, 13-14
10-17-1942 H W, 29-6
11-13-1943 H W, 20-0
11-18-1944 H W, 9-0
11-17-1945 A W, 8-6
11-9-1946 H T, 7-7
11-8-1947 A W, 36-6
11-6-1948 H W, 2-0
11-5-1949 A W, 21-8
11-11-1950 H L, 21-35
10-27-1951 A W, 13-0
11-8-1952 H W, 55-7
10-24-1953 A L, 7-12
10-30-1954 H W, 35-0
10-29-1955 A L, 21-27
11-3-1956 H W, 39-14
11-2-1957 A L, 0-20
9-20-1958 H W, 33-0
9-19-1959 A W, 41-0
9-17-1960 H W, 46-0
9-16-1961 A W, 21-0
9-15-1962 H W, 14-7
9-19-1964 H W, 25-0
9-18-1965 H W, 21-0
9-11-1976 H W, 58-14
9-30-1978 H W, 35-7
9-25-1982 H W, 35-10
9-15-1984 H W, 21-17
10-5-1985 H L, 17-20
12-1-2018 H W, 27-24

DUBUQUE
Games: 1
Series Record: 1-0-0
Home: 1-0-0
9-17-1949 H W, 64-0

EASTERN ILLINOIS
Games: 1
Series Record: 1-0-0
Home: 1-0-0
9-7-1991 H W, 42-13

ELDORA
Games: 1
Series Record: 1-0-0
Away: 1-0-0
11-28-1896 A W, 62-0

ELLSWORTH
Games: 1
Series Record: 1-0-0
Away: 1-0-0
9-25-1915 H W, 31-0

FLORIDA STATE
Games: 2
Series Record: 1-1-0
Away: 1-0-0
Neutral: 0-1-0
9-27-1975 A W, 10-6
8-24-2002 N L, 31-38

FORT DODGE
Games: 1
Series Record: 1-0-0
Neutral: 1-0-0
9-2-1894 N W, 46-0

GEORGIA TECH
Games: 1
Series Record: 0-1-0
Neutral: 0-1-0
12-18-1972 N L, 30-31

GRINNELL
Games: 33
Series Record: 20-10-3
Home: 11-3-1
Away: 8-6-1
Neutral: 1-1-1
1893 H L, 6-36
1893 H L, 2-6
9-29-1894 A L, 6-12
11-7-1896 N W, 40-0
10-30-1897 A L, 6-12
11-4-1899 N L, 0-15
11-18-1899 A L, 0-6
11-3-1900 A L, 5-22
9-28-1901 N T, 0-0
11-2-1901 H L, 0-23
10-18-1902 H W, 23-0
11-7-1903 A W, 41-6
11-5-1904 H W, 40-0
11-11-1905 A W, 38-4
11-17-1906 H W, 25-6
11-9-1907 A W, 49-0
11-14-1908 H W, 53-0
10-16-1909 A W, 24-0
10-28-1911 A W, 21-6
10-26-1912 H W, 31-7
9-27-1913 A W, 6-0
10-11-1919 H W, 7-0
10-9-1920 A W, 28-0
10-8-1921 H W, 21-3
10-21-1922 A W, 7-0
11-24-1923 H W, 13-6
11-15-1924 A L, 13-14
11-7-1925 H T, 9-9
10-16-1926 A T, 0-0
11-19-1927 H W, 14-0
10-13-1928 A L, 0-3
10-5-1929 H W, 27-7
10-6-1934 H W, 26-6

GUSTAVUS ADOLPHUS
Games: 1
Series Record: 1-0-0
Home: 1-0-0
9-30-1944 H W, 49-0

HIGHLAND PARK
Games: 2
Series Record: 2-0-0
Home: 2-0-0

9-25-1903	H	W, 16-0
10-7-1916	H	W, 19-0

IDAHO

Games: 2
Series Record: 2-0-0
Home: 2-0-0

9-18-1971	H	W, 24-7
9-22-1973	H	W, 48-0

ILLINOIS

Games: 6
Series Record: 1-3-2
Away: 1-3-2

10-15-1927	A	T, 12-12
10-4-1930	A	L, 0-7
9-24-1949	A	T, 20-20
9-27-1952	A	L, 7-33
10-1-1955	A	L, 0-40
10-4-1969	A	W, 48-20

ILLINOIS STATE

Games: 1
Series Record: 1-0-0
Home: 1-0-0

9-3-2005	H	W, 32-21

INDIANA STATE

Games: 2
Series Record: 2-0-0
Home: 2-0-0

9-20-1986	H	W, 64-9
9-2-1999	H	W, 33-7

IOWA

Games: 68
Series Record: 22-46-0
Home: 8-21-0
Away: 14-25-0

10-1-1894	A	W, 16-8
10-28-1895	A	W, 24-0
11-5-1897	A	W, 12-0
10-28-1899	A	L, 0-5
10-18-1901	A	L, 0-6
11-1-1902	A	L, 6-12
10-29-1904	A	L, 6-10
11-24-1905	H	L, 0-8
11-24-1906	A	W, 2-0
11-23-1907	H	W, 20-14
11-13-1909	A	L, 0-13
11-5-1910	H	L, 0-2
11-18-1911	A	W, 9-0
11-16-1912	H	L, 7-20
11-15-1913	A	L, 7-45
11-14-1914	H	L, 6-26
11-13-1915	A	W, 16-0
11-18-1916	H	L, 16-19
11-24-1917	A	L, 3-6
11-16-1918	A	L, 0-21
11-22-1919	A	L, 0-10
11-20-1920	H	L, 10-14
11-4-1933	A	L, 7-27
10-20-1934	H	W, 31-6
9-17-1977	A	L, 10-12
9-23-1978	A	W, 31-0
9-29-1979	A	L, 14-30
9-27-1980	A	W, 10-7
9-19-1981	H	W, 23-12
9-18-1982	A	W, 19-7
9-10-1983	H	L, 10-51
9-8-1984	A	L, 21-59
9-28-1985	H	L, 3-57
9-13-1986	A	L, 7-43
9-19-1987	H	L, 9-48
9-24-1988	A	L, 3-10
9-23-1989	H	L, 21-31
9-22-1990	A	L, 35-45
9-14-1991	H	L, 10-29
9-12-1992	A	L, 7-21
9-11-1993	H	L, 28-31
9-10-1994	A	L, 9-37
9-16-1995	H	L, 10-27
9-14-1996	A	L, 13-38
9-20-1997	H	L, 20-63
9-12-1998	A	W, 27-9
9-11-1999	H	W, 17-10
9-16-2000	A	W, 24-14
11-24-2001	H	W, 17-14
9-14-2002	A	W, 36-31
9-13-2003	H	L, 21-40
9-11-2004	A	L, 10-17
9-10-2005	H	W, 23-3
9-16-2006	A	L, 17-27
9-15-2007	H	W, 15-13
9-13-2008	A	L, 5-17
9-12-2009	H	L, 3-35
9-11-2010	A	L, 7-35
9-10-2011	H	W, 44-41 (3OT)
9-8-2012	A	W, 9-6
9-14-2013	H	L, 21-27
9-13-2014	A	W, 20-17
9-12-2015	H	L, 17-31
9-10-2016	A	L, 3-42
9-9-2017	H	L, 41-44 (OT)
9-8-2018	A	L, 3-13
9-14-2019	H	L, 17-18
9-11-2021	H	L, 17-27

IOWA FALLS

Games: 1
Series Record: 1-0-0
Neutral: 1-0-0

9-4-1896	N	W, 46-0

IOWA PRE-FLIGHT

Games: 1
Series Record: 0-1-0
Home: 0-1-0

10-2-1943	H	L, 13-33

KANSAS

Games: 101
Series Record: 45-50-6
Home: 25-22-3
Away: 20-28-3

10-15-1898	A	L, 6-11
10-14-1916	H	W, 13-0
10-27-1917	A	L, 0-7
10-25-1919	H	T, 0-0
10-23-1920	A	L, 0-7
10-22-1921	H	L, 7-14
10-11-1924	A	W, 13-10
10-10-1925	H	W, 20-0
10-27-1928	A	T, 0-0
10-26-1929	H	L, 0-33
10-25-1930	A	L, 6-20
10-15-1932	H	L, 0-26
11-18-1933	A	L, 6-20
11-3-1934	H	T, 0-0
11-23-1935	A	W, 21-12
10-10-1936	H	W, 21-7
10-16-1937	A	L, 6-14
10-22-1938	H	W, 21-7
10-7-1939	A	L, 0-14
10-5-1940	H	W, 7-0
10-25-1941	A	L, 0-13
11-14-1942	H	W, 20-13
10-9-1943	A	W, 13-6
10-14-1944	H	W, 25-0
10-6-1945	A	T, 13-13
10-12-1946	H	L, 8-24
10-4-1947	A	L, 7-27
10-9-1948	H	L, 7-20
10-1-1949	A	W, 19-6
10-14-1950	H	L, 21-33
9-29-1951	A	L, 33-53
10-11-1952	H	L, 0-43
10-3-1953	A	L, 0-23
10-9-1954	H	W, 33-6
10-8-1955	A	T, 7-7
10-13-1956	H	L, 14-25
10-12-1957	A	W, 21-6
10-11-1958	H	L, 0-7
10-31-1959	A	L, 0-7
10-8-1960	H	L, 14-28
10-14-1961	A	L, 7-21
10-13-1962	H	L, 8-29
10-12-1963	A	W, 17-14
10-10-1964	H	L, 6-42
10-9-1965	A	W, 21-7
10-8-1966	H	W, 24-7
10-28-1967	A	L, 14-28
10-26-1968	H	L, 25-46
10-25-1969	H	W, 44-20
10-24-1970	A	L, 10-24
10-23-1971	H	W, 40-24
10-28-1972	A	W, 34-8
10-27-1973	H	L, 20-22
10-26-1974	A	W, 22-6
10-18-1975	H	L, 10-21
11-6-1976	A	W, 31-17
10-29-1977	H	W, 41-3
10-28-1978	A	W, 13-7
10-20-1979	H	L, 7-24
10-18-1980	A	L, 17-28*
11-7-1981	H	L, 11-24
11-6-1982	A	L, 17-24
10-8-1983	H	W, 38-35
10-6-1984	A	L, 14-33
10-12-1985	H	W, 22-21
10-11-1986	A	W, 13-10
10-24-1987	A	W, 42-28
10-22-1988	H	W, 42-14
10-7-1989	A	W, 24-20
10-6-1990	H	T, 34-34
10-19-1991	A	L, 0-41
10-17-1992	H	L, 47-50
10-16-1993	A	L, 20-35
10-15-1994	H	L, 23-41
10-14-1995	A	L, 7-34
11-2-1996	H	L, 31-34
11-1-1997	A	L, 24-34
11-21-1998	H	W, 23-20
11-20-1999	A	L, 28-31
11-18-2000	H	W, 38-17
11-17-2001	A	W, 49-7
8-31-2002	H	W, 45-3
11-22-2003	A	L, 7-36
10-30-2004	H	W, 13-7
11-26-2005	A	L, 21-24 (OT)
11-4-2006	H	L, 10-41
11-17-2007	A	L, 7-45
10-4-2008	H	L, 33-35
10-10-2009	A	L, 36-41
10-30-2010	H	W, 28-16
11-5-2011	H	W, 13-10
11-17-2012	A	W, 51-23
11-23-2013	H	W, 34-0
11-8-2014	A	L, 14-34
10-3-2015	H	W, 38-13
11-12-2016	A	W, 31-24
10-14-2017	H	W, 45-0
11-3-2018	A	W, 27-3
11-23-2019	H	W, 41-31
10-31-2020	A	W, 52-22
10-2-2021	H	W, 59-7

KANSAS STATE

Games: 105
Series Record: 52-49-4
Home: 30-19-3
Away: 22-28-1
Neutral: 0-2-0

11-10-1917	H	W, 10-7
11-23-1918	A	L, 0-11
11-15-1919	H	W, 46-0
11-13-1920	A	W, 17-0
11-11-1921	H	W, 7-0
11-11-1922	A	L, 2-12
10-20-1923	H	T, 7-7
11-1-1924	A	W, 21-0
11-26-1925	H	L, 7-13
11-20-1926	A	W, 3-2
10-29-1927	H	W, 12-7
11-17-1928	H	W, 7-0
11-9-1929	A	L, 2-3
11-15-1930	H	L, 0-13
11-7-1931	H	W, 7-6
11-5-1932	A	L, 0-31
11-11-1933	H	L, 0-7
11-24-1934	A	L, 0-20
11-9-1935	H	L, 0-6
11-14-1936	A	L, 7-47
11-20-1937	H	W, 13-7
11-12-1938	A	T, 13-13
11-18-1939	H	W, 10-0
11-16-1940	A	W, 12-0
11-22-1941	H	T, 12-12
11-21-1942	A	L, 6-7
11-20-1943	H	W, 48-0
10-28-1944	A	W, 14-0
11-3-1945	H	W, 40-13
11-2-1946	A	W, 13-7
11-15-1947	H	W, 14-0

10-2-1948	A	W, 20-0
10-15-1949	H	W, 25-21
11-4-1950	A	W, 13-7
10-13-1951	H	W, 32-6
11-22-1952	A	W, 27-0
10-10-1953	H	L, 12-20
11-13-1954	A	L, 7-12
10-22-1955	H	L, 7-9
11-17-1956	A	L, 6-32
10-26-1957	H	L, 10-14
11-15-1958	A	L, 6-14
10-24-1959	H	W, 26-0
11-12-1960	A	W, 20-7
10-28-1961	H	W, 31-7
11-17-1962	A	W, 28-14
11-16-1963	H	L, 10-21
11-14-1964	A	L, 6-7
11-13-1965	H	W, 38-6
11-12-1966	A	W, 30-13
10-14-1967	H	W, 17-0
10-12-1968	A	W, 23-14
10-18-1969	A	L, 7-34
10-17-1970	H	L, 0-17
10-16-1971	A	W, 24-0
10-21-1972	H	W, 55-22
10-20-1973	A	L, 19-21
10-19-1974	H	W, 23-18
10-11-1975	A	W, 17-7
10-30-1976	H	W, 45-14
11-12-1977	A	W, 22-15
11-4-1978	H	W, 24-0
10-13-1979	A	W, 7-3
10-11-1980	H	W, 31-7
10-31-1981	A	L, 7-10
10-30-1982	H	L, 3-9
11-12-1983	A	W, 49-27
11-10-1984	H	T, 7-7
11-16-1985	A	W, 21-14
11-15-1986	H	W, 48-19
11-14-1987	H	W, 16-14
11-12-1988	A	W, 16-7
11-4-1989	H	W, 36-11
11-3-1990	A	L, 14-28
11-9-1991	H	L, 7-37
11-5-1992	A	L, 13-22
11-6-1993	H	W, 27-23
11-5-1994	A	L, 20-38
11-11-1995	H	L, 7-49
11-23-1996	A	L, 20-35
11-22-1997	H	L, 3-28
10-24-1998	A	L, 7-52
9-25-1999	H	L, 28-35
11-4-2000	A	L, 10-56
11-3-2001	H	L, 3-42
11-9-2002	A	L, 7-58
11-8-2003	H	L, 0-45
11-20-2004	A	W, 37-23
11-5-2005	H	W, 45-17
10-28-2006	A	L, 10-31
11-3-2007	H	W, 31-20
11-22-2008	A	L, 30-38
10-3-2009	N	L, 23-24
9-18-2010	N	L, 20-27
12-3-2011	A	L, 23-30
10-13-2012	H	L, 21-27
11-2-2013	A	L, 7-41
9-6-2014	H	L, 28-32
11-21-2015	A	L, 35-38
10-29-2016	H	L, 26-31
11-25-2017	A	L, 19-20
11-24-2018	H	W, 42-38
11-30-2019	A	L, 17-27
11-21-2020	H	W, 45-0
10-16-2021	A	W, 33-20

KENT STATE

Games: 7
Series Record: 6-1-0
Home: 4-1-0
Away: 2-0-0

10-2-1971	A	W, 17-14
9-25-1976	H	W, 47-7
9-26-1981	H	W, 28-19
10-9-1982	H	W, 44-7
8-30-2007	H	L, 14-23
9-6-2008	H	W, 48-28
9-19-2009	A	W, 34-14

LOUISIANA-MONROE

Games: 2
Series Record: 2-0-0
Home: 2-0-0

9-13-1980	H	W, 42-7
9-21-2019	H	W, 72-20

LOUISIANA

Games: 1
Series Record: 0-1-0
Home: 0-1-0

9-12-2020	H	L, 14-31

LOUISIANA STATE

Games: 1
Series Record: 0-1-0
Neutral: 0-1-0

12-18-1971	N	L, 15-33

LOYOLA (LA.)

Games: 1
Series Record: 0-1-0
Away: 0-1-0

11-29-1930	A	L, 7-14

LUTHER

Games: 3
Series Record: 3-0-0
Home: 3-0-0

9-29-1934	H	W, 23-3
10-1-1938	H	W, 32-7
9-21-1940	H	W, 27-0

MARQUETTE

Games: 11
Series Record: 2-8-1
Home: 0-1-0
Away: 2-7-1

11-24-1927	A	L, 0-34
11-29-1928	A	L, 0-6
10-18-1929	A	L, 6-14
11-2-1935	A	L, 12-28
11-13-1937	A	W, 3-0
10-29-1938	A	W, 7-0
11-11-1939	A	L, 2-21
10-11-1940	A	L, 25-41
11-29-1941	A	L, 13-28
10-10-1942	H	L, 12-34
10-6-1951	A	T, 6-6

MEMPHIS

Games: 1
Series Record: 1-0-0
Away: 1-0-0

12-30-2017	A	W, 21-20

MIAMI (OHIO)

Games: 1
Series Record: 1-0-0
Neutral: 1-0-0

12-28-2004	N	W, 17-13

MICHIGAN STATE

Games: 2
Series Record: 0-2-0
Home: 0-1-0
Away: 0-1-0

10-18-1947	A	L, 0-20
11-13-1948	H	L, 7-48

MINNESOTA

Games: 26
Series Record: 3-22-1
Home: 0-1-0
Away: 2-21-1
Neutral: 1-0-0

10-19-1895	A	L, 0-24
10-24-1896	A	L, 6-18
10-23-1897	A	W, 12-10
10-22-1898	A	W, 6-0
10-21-1899	A	L, 0-6
10-6-1900	A	L, 0-27
10-4-1902	A	L, 0-16
10-10-1903	A	L, 0-46
10-15-1904	A	L, 0-32
10-14-1905	A	L, 0-42
10-27-1906	A	L, 4-22
10-12-1907	A	L, 0-8
10-10-1908	A	L, 10-15
10-9-1909	A	L, 0-18
10-8-1910	A	L, 0-49
9-30-1911	A	L, 0-5
10-5-1912	A	L, 0-5
10-4-1913	A	L, 0-25
10-10-1914	A	L, 0-26
10-9-1915	A	L, 6-9
10-6-1923	A	L, 17-20
11-8-1924	A	T, 7-7
9-16-1989	H	L, 20-30
9-15-1990	A	L, 16-20
9-13-1997	A	L, 29-53
12-31-2009	N	W, 14-13

MISSOURI

Games: 104
Series Record: 34-61-9
Home: 18-31-2
Away: 16-30-7

10-2-1896	A	W, 12-0
10-31-1908	A	W, 16-0
10-23-1909	H	T, 6-6
10-22-1910	A	W, 6-5
10-21-1911	H	W, 6-3
10-19-1912	A	W, 29-0
10-25-1913	H	L, 13-21
10-24-1914	A	W, 6-0
10-16-1915	H	W, 14-6
10-21-1916	A	T, 0-0
10-20-1917	H	W, 15-0
10-18-1919	A	L, 0-10
10-16-1920	H	L, 2-14
10-15-1921	A	L, 14-17
10-14-1922	H	L, 3-6
10-13-1923	A	W, 2-0
10-18-1924	H	L, 0-7
10-31-1925	A	L, 8-23
10-23-1926	H	L, 3-7
11-11-1927	H	L, 6-13
10-20-1928	A	L, 19-28
10-12-1929	H	L, 0-19
11-8-1930	A	L, 0-14
10-24-1931	H	W, 20-0
10-22-1932	A	T, 0-0
10-28-1933	H	W, 14-7
10-13-1934	A	W, 13-0
10-26-1935	H	T, 6-6
10-24-1936	A	L, 0-10
10-30-1937	H	L, 0-12
10-15-1938	A	W, 16-13
10-28-1939	H	L, 6-21
10-19-1940	A	L, 14-30
10-18-1941	H	L, 13-39
10-24-1942	A	L, 6-45
11-6-1943	H	L, 7-25
10-21-1944	A	T, 21-21
10-13-1945	H	L, 7-13
10-19-1946	A	L, 13-33
10-25-1947	H	L, 7-26
10-23-1948	A	L, 7-49
10-22-1949	H	L, 0-32
10-21-1950	A	T, 20-20
10-20-1951	H	W, 21-14
10-25-1952	A	L, 0-19
10-17-1953	H	W, 13-6
10-23-1954	A	L, 14-32
10-15-1955	H	W, 20-14
10-27-1956	A	L, 0-34
10-19-1957	H	L, 13-35
10-25-1958	A	L, 6-14
10-3-1959	H	L, 0-14
10-22-1960	A	L, 8-34
10-21-1961	H	L, 7-13
10-27-1962	A	L, 6-21
10-26-1963	H	L, 0-7
10-24-1964	A	L, 0-10
10-23-1965	H	L, 7-23
10-22-1966	A	T, 10-10
10-21-1967	H	L, 7-23
11-9-1968	A	L, 7-42
11-15-1969	H	L, 13-40
11-14-1970	A	W, 31-19
11-13-1971	H	W, 45-17
11-18-1972	A	L, 5-6
11-17-1973	H	W, 17-7
11-16-1974	A	L, 7-10
11-8-1975	H	L, 14-44

10-16-1976	A	W, 21-17
10-8-1977	H	W, 7-0
10-14-1978	A	L, 13-26
11-10-1979	H	L, 9-18
11-8-1980	A	L, 10-14
10-17-1981	H	W, 34-13
10-16-1982	A	T, 17-17
10-29-1983	H	L, 18-41
10-27-1984	A	T, 14-14
11-2-1985	H	L, 27-28
11-1-1986	A	W, 37-14
10-17-1987	H	L, 17-42
10-15-1988	A	W, 21-3
11-11-1989	A	W, 35-21
11-10-1990	H	W, 27-25
11-2-1991	A	W, 23-22
10-31-1992	H	W, 28-14
10-30-1993	A	L, 34-37
10-29-1994	H	L, 20-34
11-18-1995	A	L, 31-45
9-28-1996	H	W, 45-31
10-4-1997	A	L, 21-45
10-10-1998	H	L, 19-35
10-16-1999	A	W, 24-21
10-28-2000	H	W, 39-20
10-13-2001	A	W, 20-14
11-2-2002	H	W, 42-35
11-29-2003	A	L, 7-45
11-27-2004	H	L, 14-17 (OT)
10-15-2005	A	L, 24-27 (OT)
11-18-2006	H	W, 21-16
10-27-2007	A	L, 28-42
11-15-2008	H	L, 20-52
11-21-2009	A	L, 24-34
11-20-2010	H	L, 0-14
10-15-2011	A	L, 17-52

MORNINGSIDE

Games: 9
Series Record: 8-1-0
Home: 6-1-0
Away: 2-0-0

10-13-1906	H	W, 32-0
10-19-1907	A	W, 12-0
9-26-1908	H	W, 18-0
10-29-1910	H	L, 0-5
11-2-1912	H	W, 16-3
10-30-1915	H	W, 7-0
11-11-1916	H	W, 7-0
10-3-1931	A	W, 20-6
10-1-1932	H	W, 32-0

NEBRASKA

Games: 105
Series Record: 18-85-2
Home: 9-36-2
Away: 9-48-0
Neutral: 0-1-0

11-19-1896	A	L, 4-12
10-8-1897	H	W, 10-0
10-8-1898	A	L, 10-23
10-6-1899	H	W, 34-0
10-13-1900	A	L, 0-30
10-26-1901	A	L, 0-17
11-4-1905	A	L, 0-21
10-20-1906	A	W, 14-2
11-2-1907	A	W, 13-10
11-7-1908	N	L, 17-23
11-12-1910	A	L, 0-24
11-4-1911	H	T, 6-6
11-1-1913	H	L, 9-18
10-31-1914	A	L, 7-20
10-23-1915	H	L, 0-21
11-4-1916	A	L, 0-3
11-1-1919	A	W, 3-0
11-19-1921	H	L, 3-35
11-25-1922	A	L, 6-54
11-17-1923	H	L, 14-26
10-30-1926	A	L, 6-31
10-1-1927	A	L, 0-6
10-6-1928	H	L, 0-12
11-28-1929	A	L, 12-31
10-18-1930	H	L, 12-14
11-21-1931	A	L, 0-23
10-8-1932	A	L, 6-12
10-14-1933	H	L, 0-20
10-27-1934	A	L, 6-7
10-5-1935	H	L, 7-20
10-3-1936	A	L, 0-34
10-9-1937	H	L, 7-20
10-8-1938	A	W, 8-7
10-14-1939	H	L, 7-10
11-23-1940	A	L, 12-21
10-4-1941	H	L, 0-14
10-3-1942	A	L, 0-26
10-16-1943	H	W, 27-6
11-11-1944	A	W, 19-6
10-20-1945	H	W, 27-7
11-16-1946	A	L, 0-33
10-11-1947	H	L, 7-14
9-25-1948	A	L, 15-19
11-12-1949	H	L, 0-7
11-18-1950	A	L, 13-20
11-10-1951	H	L, 27-34
10-4-1952	A	L, 0-16
11-7-1953	H	L, 19-27
10-2-1954	A	L, 14-39
11-5-1955	H	L, 7-10
10-6-1956	A	L, 7-9
11-9-1957	A	W, 13-0
10-4-1958	A	L, 6-7
11-7-1959	H	W, 18-6
10-1-1960	A	W, 10-7
11-11-1961	H	L, 13-16
10-6-1962	A	L, 22-36
10-5-1963	A	L, 7-21
10-3-1964	H	L, 7-14
10-2-1965	A	L, 0-44
10-1-1966	H	L, 6-12
11-4-1967	A	L, 0-12
11-2-1968	H	L, 13-24
11-8-1969	A	L, 3-17
11-7-1970	H	L, 29-54
11-6-1971	A	L, 0-37
11-11-1972	H	T, 23-23
11-10-1973	A	L, 7-34
11-9-1974	H	L, 13-23
11-15-1975	A	L, 0-52
11-13-1976	H	W, 37-28
10-15-1977	A	W, 24-21
10-7-1978	H	L, 0-23
11-17-1979	A	L, 3-34
11-15-1980	H	L, 0-35
11-14-1981	A	L, 7-31
11-13-1982	H	L, 10-48
11-5-1983	A	L, 29-72
11-3-1984	H	L, 0-44
11-9-1985	A	L, 0-49
11-8-1986	H	L, 14-35
11-7-1987	A	L, 3-42
11-5-1988	H	L, 16-51
10-28-1989	A	L, 17-49
10-27-1990	H	L, 13-45
11-16-1991	A	L, 13-38
11-14-1992	H	W, 19-10
11-13-1993	A	L, 17-49
11-12-1994	H	L, 12-28
11-4-1995	A	L, 14-73
11-16-1996	H	L, 14-49
11-15-1997	A	L, 14-77
11-7-1998	H	L, 7-42
10-9-1999	A	L, 14-49
10-7-2000	H	L, 27-49
10-6-2001	A	L, 14-48
9-28-2002	H	W, 36-14
10-25-2003	A	L, 0-28
11-6-2004	H	W, 34-27
10-1-2005	A	L, 20-27 (2OT)
10-7-2006	H	L, 14-28
9-29-2007	A	L, 17-35
10-18-2008	H	L, 7-35
10-24-2009	A	W, 9-7
11-6-2010	H	L, 30-31 (OT)

NEBRASKA WESLEYAN

Games: 1
Series Record: 1-0-0
Home: 1-0-0

9-27-1924	H	W, 23-13

NEW MEXICO

Games: 6
Series Record: 5-1-0
Home: 3-0-0
Away: 2-1-0

11-20-1965	A	L, 9-10
9-30-1967	H	W, 17-12
9-19-1970	A	W, 32-3
9-25-1971	A	W, 44-20
9-30-1972	H	W, 31-0
10-5-1974	H	W, 27-3

NEW MEXICO STATE

Games: 1
Series Record: 0-1-0
Home: 0-1-0

10-1-1983	H	L, 17-24

NORTH CAROLINA STATE

Games: 1
Series Record: 0-1-0
Neutral: 0-1-0

12-31-1977	N	L, 14-24

NORTH DAKOTA STATE

Games: 2
Series Record: 1-1-0
Home: 1-1-0

9-3-2009	H	W, 34-17
8-30-2014	H	L, 14-34

NORTHERN ILLINOIS

Games: 4
Series Record: 3-1-0
Home: 3-0-0
Away: 0-1-0

9-2-1993	H	W, 54-10
9-27-2003	A	L, 16-24
9-18-2004	H	W, 48-41
9-2-2010	H	W, 27-10

NORTHERN IOWA

Games: 33
Series Record: 24-6-3
Home: 23-6-1
Away: 1-0-2

11-11-1899	A	T, 0-0
11-17-1900	H	L, 0-5
10-12-1901	A	T, 0-0
10-11-1902	A	W, 52-0
10-8-1904	H	W, 17-0
10-7-1905	H	W, 28-0
9-30-1916	H	W, 19-0
9-26-1936	H	T, 0-0
9-25-1937	H	W, 14-12
9-29-1945	H	W, 48-13
10-5-1946	H	W, 20-18
9-20-1947	H	W, 31-14
9-18-1948	H	W, 27-7
10-7-1950	H	W, 26-8
10-10-1987	H	W, 39-38
10-8-1988	H	W, 20-17
9-8-1990	H	W, 35-6
9-26-1992	H	L, 10-27
9-3-1994	H	L, 14-28
9-21-1996	H	W, 42-23
9-8-2001	H	W, 41-0
8-30-2003	H	W, 17-10
9-4-2004	H	W, 23-0
9-30-2006	H	W, 28-27
9-8-2007	H	L, 13-24
9-25-2010	H	W, 27-0
9-3-2011	H	W, 20-19
8-31-2013	H	L, 20-28
9-5-2015	H	W, 31-7
9-3-2016	H	L, 20-25
9-2-2017	H	W, 42-24
8-31-2019	H	W, 29-26(3OT)
9-4-2021	H	W, 16-10

NORTHWESTERN

Games: 8
Series Record: 1-7-0
Away: 1-7-0

9-28-1895	A	W, 36-0
10-2-1937	A	L, 0-33
9-22-1945	A	L, 6-18
9-28-1946	A	L, 9-41
9-30-1950	A	L, 13-23
9-26-1953	A	L, 0-35
9-25-1954	A	L, 14-27
9-29-1956	A	L, 13-14

NOTRE DAME
Games: 1
Series Record: 0-1-0
Neutral: 0-1-0
12-28-2019 N L, 9-33

OHIO
Games: 7
Series Record: 7-0-0
Home: 6-0-0
Away: 1-0-0
11-24-1962 H W, 31-22
9-9-1989 H W, 28-3
9-5-1992 H W, 35-9
8-31-1995 H W, 36-21
9-2-2000 H W, 25-15
9-22-2001 A W, 31-28
9-6-2003 H W, 48-20

OKLAHOMA
Games: 87
Series Record: 7-78-2
Home: 3-37-1
Away: 4-40-1
Neutral: 0-1-0
11-3-1928 H W, 13-0
11-2-1929 A L, 7-21
11-1-1930 H L, 13-19
10-31-1931 A W, 13-12
11-12-1932 H L, 12-19
10-21-1933 A L, 7-19
11-10-1934 A L, 0-12
10-19-1935 A L, 0-16
10-31-1936 H T, 7-7
11-6-1937 A L, 7-33
11-19-1938 H L, 0-10
11-4-1939 A L, 6-38
10-26-1940 H L, 7-20
11-8-1941 A L, 0-55
10-31-1942 H L, 7-14
10-30-1943 A L, 7-21
11-4-1944 H L, 7-12
11-10-1945 A L, 7-14
10-26-1946 H L, 0-63
11-1-1947 A L, 9-27
10-30-1948 H L, 6-33
10-29-1949 A L, 7-34
10-28-1950 H L, 7-20
11-17-1951 A L, 6-35
11-1-1952 H L, 0-41
11-14-1953 A L, 0-47
11-6-1954 H L, 0-40
11-12-1955 A L, 0-52
11-10-1956 H L, 0-40
10-5-1957 A L, 14-40
11-8-1958 H L, 0-20
11-21-1959 A L, 12-35
11-5-1960 H W, 10-6
10-7-1961 A W, 21-15
11-10-1962 H L, 0-41
11-9-1963 A L, 14-24
11-7-1964 A L, 0-30
11-6-1965 A L, 20-24
9-24-1966 H L, 11-29
11-11-1967 H L, 14-52
10-19-1968 A L, 7-42
11-1-1969 A L, 14-37
10-31-1970 H L, 28-29
10-30-1971 A L, 12-43
11-4-1972 H L, 6-20
11-3-1973 A L, 17-34
11-2-1974 H L, 10-28
10-25-1975 A L, 7-39
10-2-1976 H L, 10-24
10-22-1977 A L, 16-35
10-21-1978 H L, 6-34
10-27-1979 A L, 9-38
10-25-1980 H L, 7-42
10-3-1981 A T, 7-7
10-2-1982 H L, 3-13
10-22-1983 A L, 11-49
10-20-1984 H L, 10-12
10-26-1985 A L, 14-59
10-25-1986 H L, 0-38
10-3-1987 H L, 3-56
10-1-1988 A L, 7-35
10-21-1989 H L, 40-43
10-20-1990 A W, 33-31
10-5-1991 H L, 8-29
10-3-1992 A L, 3-17
10-2-1993 H L, 7-24
10-1-1994 A L, 6-34
10-7-1995 H L, 26-39
10-31-1998 A L, 14-17
11-13-1999 H L, 10-31
10-19-2002 A L, 3-49
10-4-2003 H L, 7-53
10-14-2006 A L, 9-34
10-20-2007 H L, 7-17
10-16-2010 A L, 0-52
11-26-2011 A L, 6-26
11-3-2012 H L, 20-35
11-16-2013 A L, 10-48
11-1-2014 H L, 14-59
11-7-2015 A L, 16-52
11-3-2016 H L, 24-34
10-7-2017 A W, 38-31
9-15-2018 H L, 27-37
11-9-2019 A L, 41-42
10-3-2020 H W, 37-30
12-19-2020 N L, 21-27
11-20-2021 A L, 21-28

OKLAHOMA STATE
Games: 56
Series Record: 20-33-3
Home: 13-15-1
Away: 7-18-2
10-9-1926 H L, 0-13
10-29-1960 A W, 13-9
9-23-1961 H W, 14-7
11-3-1962 A W, 34-7
11-2-1963 H W, 33-28
9-26-1964 A L, 14-29
10-30-1965 H W, 14-10
10-29-1966 A T, 14-14
11-18-1967 H L, 14-28
11-16-1968 A L, 17-26
11-22-1969 H L, 0-35
11-21-1970 A L, 27-36
11-20-1971 H W, 54-0
11-25-1972 A L, 14-45
11-24-1973 H W, 28-12
11-23-1974 A L, 12-14
11-22-1975 H L, 7-14
11-20-1976 A L, 21-42
11-19-1977 H W, 21-13
11-11-1978 A W, 28-15
11-24-1979 H L, 10-13
11-22-1980 A W, 23-21
11-21-1981 H L, 7-27
11-20-1982 A L, 13-49
11-19-1983 H L, 7-30
11-17-1984 A L, 10-16
11-23-1985 H W, 15-10
11-22-1986 A L, 14-21
11-21-1987 A L, 27-48
11-19-1988 H L, 28-49
11-18-1989 A W, 31-21
11-17-1990 H L, 17-25
10-26-1991 H T, 6-6
10-24-1992 A L, 21-27
10-23-1993 H W, 20-17
10-22-1994 A T, 31-31
10-28-1995 H W, 38-14
10-19-1996 A L, 27-28
8-30-1997 H L, 14-21
10-14-2000 A W, 33-26
10-20-2001 H W, 28-24
10-2-2004 A L, 7-36
10-22-2005 H W, 37-10
11-1-2008 A L, 17-59
11-7-2009 H L, 8-34
11-18-2011 H W, 37-31 (2OT)
10-20-2012 A L, 10-31
10-26-2013 H L, 27-58
10-4-2014 A L, 20-37
11-14-2015 H L, 31-35
10-8-2016 A L, 31-38
11-11-2017 H L, 42-49
10-6-2018 A W, 48-42
10-26-2019 H L, 27-34
10-24-2020 A L, 21-24
10-23-2021 H W, 24-21

OMAHA GUARDS
Games: 1
Series Record: 1-0-0
Away: 1-0-0
10-6-1903 A W, 18-0

OREGON
Games: 1
Series Record: 1-0-0
Neutral: 1-0-0
1-2-2021 N W, 34-17

OREGON STATE
Games: 1
Series Record: 0-1-0
Neutral: 0-1-0
9-22-1962 N L, 35-39

OTTUMWA PRE-FLIGHT
Games: 1
Series Record: 0-1-0
Away: 0-1-0
10-23-1943 A L, 12-13

PACIFIC
Games: 3
Series Record: 2-1-0
Home: 1-1-0
Away: 1-0-0
11-19-1960 A W, 14-6
9-25-1965 H W, 38-13
10-6-1979 H L, 7-24

PANORA
Games: 2
Series Record: 2-0-0
Home: 1-0-0
Away: 1-0-0
11-9-1894 H W, 66-0
9-16-1899 A W, 23-0

PITTSBURGH
Games: 1
Series Record: 1-0-0
Neutral: 1-0-0
12-28-2000 N W, 37-29

RICE
Games: 5
Series Record: 2-3-0
Home: 0-1-0
Away: 2-2-0
12-6-1930 A L, 7-13
9-9-1978 A W, 23-19
9-28-1991 A W, 28-27
9-25-1993 A L, 21-49
9-24-1994 H L, 18-28

RUSH MEDICAL
Games: 1
Series Record: 1-0-0
Home: 1-0-0
10-1-1898 H W, 10-0

RUTGERS
Games: 1
Series Record: 0-1-0
Neutral: 0-1-0
12-30-2011 N L, 13-27

SAN DIEGO STATE
Games: 6
Series Record: 3-3-0
Home: 1-0-0
Away: 2-3-0
11-28-1970 A W, 28-22
11-27-1971 A W, 48-31
12-2-1972 A L, 14-27
12-1-1973 A L, 28-41
9-16-1978 H W, 14-13
10-10-1981 A L, 31-52

SAN JOSE STATE
Games: 4
Series Record: 4-0-0
Home: 3-0-0
Away: 1-0-0
11-21-1958 A W, 9-6
11-14-1959 H W, 55-0

9-20-1980 H W, 27-6
9-24-2016 H W, 44-10

SIMPSON
Games: 17
Series Record: 15-1-1
Home: 11-0-1
Away: 4-1-0
10-13-1894 A W, 28-0
10-30-1896 H W, 44-0
10-11-1899 A W, 18-0
10-27-1900 H T, 0-0
11-28-1901 A L, 0-12
11-28-1902 A W, 18-11
11-14-1903 A W, 11-2
10-22-1904 H W, 87-0
10-21-1905 H W, 63-0
10-12-1912 H W, 24-7
10-2-1915 H W, 27-0
9-29-1917 H W, 47-0
9-29-1923 H W, 14-6
9-26-1925 H W, 28-0
10-8-1927 H W, 26-6
9-26-1931 H W, 6-0
9-24-1932 H W, 21-0

SIOUX CITY
Games: 1
Series Record: 1-0-0
Away: 1-0-0
10-12-1895 A W, 6-0

SOUTH CAROLINA
Games: 1
Series Record: 0-1-0
Away: 0-1-0
9-16-1967 A L, 3-34

SOUTH DAKOTA
Games: 9
Series Record: 9-0-0
Home: 7-0-0
Away: 1-0-0
Neutral: 1-0-0
10-14-1899 N W, 11-6
10-31-1903 H W, 23-0
11-3-1906 H W, 22-0
10-24-1908 H W, 26-0
11-1-1941 H W, 27-0
9-19-1953 H W, 35-0
11-16-1957 H W, 33-0
11-1-1958 H W, 53-0
10-10-1959 A W, 41-6

SOUTH DAKOTA STATE
Games: 3
Series Record: 3-0-0
Home: 3-0-0
9-20-1952 H W, 57-19
9-18-1954 H W, 34-6
8-28-2008 H W, 44-17

STATE CENTER
Games: 1
Series Record: 0-0-1
Away: 0-0-1
1892 H T, 6-6

STILL
Games: 2
Series Record: 2-0-0
Home: 2-0-0
10-5-1901 H W, 23-0
9-28-1902 H W, 35-0

SYRACUSE
Games: 2
Series Record: 0-1-1
Away: 0-1-1
9-28-1957 A T, 7-7
9-20-1969 A L, 13-14

TENNESSEE
Games: 1
Series Record: 0-1-0
Away: 0-1-0
9-11-1982 A L, 21-23

TENNESSEE TECH
Games: 1
Series Record: 1-0-0
Home: 1-0-0
9-7-2002 H W, 58-6

TEXAS
Games: 19
Series Record: 5-14-0
Home: 3-6-0
Away: 2-8-0
9-22-1979 A L, 9-17
10-3-1998 A L, 33-54
10-30-1999 H L, 41-44
10-26-2002 A L, 10-21
10-18-2003 H L, 19-40
9-23-2006 A L, 14-37
10-13-2007 H L, 3-56
10-23-2010 A W, 28-21
10-1-2011 H L, 14-37
11-10-2012 A L, 7-33
10-3-2013 H L, 30-31
10-18-2014 A L, 45-48
10-31-2015 H W, 24-0
10-15-2016 A L, 6-27
9-28-2017 H L, 7-17
11-17-2018 A L, 10-24
11-16-2019 H W, 23-21
11-27-2020 A W, 23-20
11-6-2021 H W, 30-7

TEXAS A&M
Games: 11
Series Record: 1-10-0
Home: 0-5-0
Away: 1-4-0
Neutral: 0-1-0
12-20-1978 N L, 12-28
9-22-1984 A L, 17-38
10-12-1996 H L, 21-24
10-11-1997 A L, 17-56
10-21-2000 H L, 7-30
10-27-2001 A L, 21-24
10-9-2004 H L, 3-34
10-29-2005 A W, 42-14
10-25-2008 H L, 35-49
10-31-2009 A L, 10-35
10-22-2011 H L, 17-33

TCU
Games: 13
Series Record: 5-8-0
Home: 3-3-0
Away: 2-4-0
Neutral: 0-1-0
9-9-1995 A L, 10-27
9-5-1998 H L, 21-31
12-31-2005 N L, 24-27
10-6-2012 A W, 37-23
11-9-2013 H L, 17-21
12-6-2014 A L, 3-55
10-17-2015 H L, 21-45
9-17-2016 A L, 20-41
10-28-2017 H W, 14-7
9-29-2018 A L, 14-17
10-5-2019 H W, 49-24
9-26-2020 A W, 37-34
11-26-2021 H W, 48-14

TEXAS TECH
Games: 20
Series Record: 8-12-0
Home: 5-4-0
Away: 3-8-0
9-23-1967 A L, 0-52
9-14-1974 A L, 3-24
9-26-1998 H L, 24-31
11-6-1999 A L, 16-28
10-12-2002 H W, 31-17
10-11-2003 A L, 21-52
10-21-2006 H L, 26-42
10-6-2007 A L, 17-42
10-2-2010 H W, 52-38
10-29-2011 A W, 41-7
9-29-2012 H L, 13-24
10-12-2013 A L, 35-42
11-22-2014 H L, 31-34
10-10-2015 A L, 31-66
11-19-2016 H W, 66-10
10-21-2017 A W, 31-13
10-27-2018 H W, 40-31
10-19-2019 A W, 34-24
10-10-2020 H W, 31-15
11-13-2021 A L, 38-41

TOLEDO
Games: 4
Series Record: 2-2-0
Home: 2-0-0
Away: 0-2-0
8-31-2006 H W, 45-43 (3OT)
9-22-2007 A L, 35-36
10-11-2014 H W, 37-30
9-19-2015 A L, 23-30 (2OT)

TROY
Games: 1
Series Record: 1-0-0
Home: 1-0-0
9-21-2002 H W, 42-12

TULANE
Games: 4
Series Record: 3-1-0
Home: 2-0-0
Away: 1-1-0
9-12-1987 A L, 12-25
9-10-1988 H W, 30-13
9-30-1989 A W, 25-24
9-19-1992 H W, 38-14

TULSA
Games: 4
Series Record: 3-1-0
Home: 1-0-0
Away: 2-0-0
Neutral: 0-1-0
11-18-1961 A W, 27-6
9-1-2012 H W, 38-23
12-31-2012 N L, 17-31
9-26-2013 A W, 38-21

UCLA
Games: 2
Series Record: 1-1-0
Away: 1-1-0
11-27-1926 A W, 20-0
9-13-1975 A L, 21-39

UNLV
Games: 6
Series Record: 5-1-0
Home: 3-0-0
Away: 2-1-0
9-23-1995 H W, 57-30
9-18-1999 A W, 24-0
9-9-2000 H W, 37-22
9-9-2006 H W, 16-10
9-20-2008 A L, 31-34 (OT)
9-18-2021 A W, 48-3

UPPER IOWA
Games: 1
Series Record: 1-0-0
Home: 1-0-0
10-12-1935 H W, 23-0

UTAH
Games: 5
Series Record: 4-1-0
Home: 2-1-0
Away: 2-0-0
10-3-1970 A W, 16-13
9-23-1972 H W, 44-22
10-4-1975 A W, 31-3
10-9-1976 H W, 44-14
10-9-2010 H L, 27-68

UTAH STATE
Games: 1
Series Record: 1-0-0
Home: 1-0-0
9-14-1985 H W, 10-3

VANDERBILT
Games: 2
Series Record: 1-1-0
Home: 1-0-0
Away: 0-1-0
9-17-1983 A L, 26-29
9-21-1985 H W, 20-17

VILLANOVA
Games: 2
Series Record: 0-2-0
Away: 0-2-0
11-6-1942 A L, 7-32
11-24-1956 A L, 0-26

VIRGINIA MILITARY
Games: 1
Series Record: 1-0-0
Home: 1-0-0
9-28-1963 H W, 21-6

WASHINGTON
Games: 1
Series Record: 0-1-0
Away: 0-1-0
9-21-1974 A L, 28-31

WASHINGTON (MO.)
Games: 7
Series Record: 6-1-0
Home: 3-0-0
Away: 3-1-0
10-18-1913 A W, 37-7
10-30-1920 H W, 24-7
10-29-1921 A L, 0-2
10-28-1922 H W, 13-0
10-27-1923 A W, 54-7
10-24-1925 H W, 28-13
10-4-1926 A W, 6-0

WASHINGTON STATE
Games: 1
Series Record: 0-1-0
Neutral: 0-1-0
12-28-2018 N L, 26-28

WAYNE STATE
Games: 1
Series Record: 1-0-0
Home: 1-0-0
9-22-1951 H W, 53-21

WEST TEXAS A&M
Games: 2
Series Record: 2-0-0
Home: 2-0-0
9-12-1981 H W, 17-13
9-29-1984 H W, 14-0

WEST VIRGINIA
Games: 10
Series Record: 4-6-0
Home: 2-3-0
Away: 2-3-0
11-23-2012 H L, 24-31
11-30-2013 A W, 52-44 (3OT)
11-29-2014 H L, 24-37
11-28-2015 A L, 6-30
11-26-2016 H L, 19-49
11-4-2017 A L, 16-20
10-13-2018 H W, 30-14
10-12-2019 A W, 38-14
12-5-2020 H W, 42-6
10-30-2021 A L, 31-38

WESTERN ILLINOIS
Games: 1
Series Record: 1-0-0
Home: 1-0-0
9-15-2012 H W, 37-3

WESTERN MICHIGAN
Games: 2
Series Record: 1-1-0
Home: 1-1-0
9-29-1990 H W, 34-20
9-17-1994 H L, 19-23

WICHITA STATE
Games: 2
Series Record: 2-0-0
Home: 2-0-0
9-10-1977 H W, 35-9
9-27-1986 H W, 36-14

WILLIAM PENN
Games: 2
Series Record: 2-0-0
Home: 1-0-0
Away: 1-0-0
9-29-1900 H W, 16-0
11-22-1902 A W, 44-0

WISCONSIN
Games: 7
Series Record: 0-7-0
Away: 0-7-0
9-30-1895 A L, 6-12
11-9-1901 A L, 0-45
10-4-1924 A L, 0-17
10-3-1925 A L, 0-30
9-17-1966 A L, 10-20
9-21-1991 A L, 6-7
9-18-1993 A L, 7-28

WYOMING
Games: 4
Series Record: 1-3-0
Home: 1-1-0
Away: 0-2-0
10-4-1986 H W, 21-10
9-26-1987 A L, 17-34
9-7-1996 H L, 38-41 (OT)
9-6-1997 A L, 10-56

RECORDS VS. CONFERENCES

BIG 12

Team	Won	Lost	Tied
Baylor	9	11	0
Kansas	45	50	6
Kansas State	52	49	4
Oklahoma	7	78	2
Oklahoma State	20	33	3
Texas	5	14	0
TCU	5	8	0
Texas Tech	8	12	0
West Virginia	4	6	0
Totals	**155**	**261**	**15**

ACC

Team	Won	Lost	Tied
Boston College	0	1	0
Clemson	0	1	0
Florida State	1	1	0
Georgia Tech	0	1	0
North Carolina St.	0	1	0
Pittsburgh	1	0	0
Syracuse	0	1	1
Totals	**2**	**6**	**1**

AMERICAN ATHLETIC

Team	Won	Lost	Tied
Memphis	1	0	0
Tulane	3	1	0
Tulsa	3	1	0
Totals	**7**	**2**	**0**

BIG TEN

Team	Won	Lost	Tied
Illinois	1	3	2
Iowa	22	46	0
Michigan State	0	2	0
Minnesota	3	22	1
Nebraska	18	85	2
Northwestern	1	7	0
Rutgers	0	1	0
Wisconsin	0	7	0
Totals	**45**	**173**	**5**

CONFERENCE USA

Team	Won	Lost	Tied
Rice	2	3	0
Totals	**2**	**3**	**0**

MID-AMERICAN

Team	Won	Lost	Tied
Akron	2	0	0
Ball State	1	0	0
Bowling Green	2	0	0
Buffalo	1	0	0
Kent State	6	1	0
Miami (Ohio)	1	0	0
Northern Illinois	3	1	0
Ohio	7	0	0
Toledo	2	2	0
Western Michigan	1	1	0
Totals	**26**	**5**	**0**

MOUNTAIN WEST

Team	Won	Lost	Tied
Air Force	2	0	0
Boise State	0	1	0
Colorado State	4	1	0
New Mexico	5	1	0
San Diego State	3	3	0
San Jose State	4	0	0
UNLV	5	1	0
Utah State	1	0	0
Wyoming	1	3	0
Totals	**25**	**10**	**0**

PACIFIC 12

Team	Won	Lost	Tied
Arizona	1	4	1
California	0	1	0
Colorado	15	49	1
Oregon	1	0	0
Oregon State	0	1	0
UCLA	1	1	0
Utah	4	1	0
Washington	0	1	0
Washington State	0	1	0
Totals	**22**	**59**	**2**

SOUTHEASTERN

Team	Won	Lost	Tied
Alabama	0	1	0
Arkansas	0	1	0
Louisiana State	0	1	0
Missouri	34	61	9
South Carolina	0	1	0
Tennessee	0	1	0
Texas A&M	1	10	0
Vanderbilt	1	1	0
Totals	**36**	**77**	**9**

SUN BELT

Team	Won	Lost	Tied
Louisiana-Monroe	2	0	0
Louisiana	0	1	0
Troy	1	0	0
Totals	**3**	**1**	**0**

INDEPENDENTS

Team	Won	Lost	Tied
Army	2	1	0
Brigham Young	4	0	0
Connecticut	1	1	0
New Mexico State	0	1	0
Notre Dame	0	1	0
Totals	**7**	**4**	**0**

BIG SKY

Team	Won	Lost	Tied
Idaho	2	0	0
Totals	**2**	**0**	**0**

COLONIAL

Team	Won	Lost	Tied
Villanova	0	2	0
Totals	**0**	**2**	**0**

MISSOURI VALLEY

Team	Won	Lost	Tied
Illinois State	1	0	0
Indiana State	2	0	0
North Dakota State	1	1	0
Northern Iowa	24	6	3
South Dakota	9	0	0
South Dakota State	3	0	0
Western Illinois	1	0	0
Totals	**41**	**7**	**3**

OHIO VALLEY

Team	Won	Lost	Tied
Eastern Illinois	1	0	0
Tennessee Tech	1	0	0
Totals	**2**	**0**	**0**

PIONEER

Team	Won	Lost	Tied
Dayton	1	0	0
Drake	49	17	4
Totals	**50**	**17**	**4**

SOUTHERN

Team	Won	Lost	Tied
Virginia Military	1	0	0
Totals	**1**	**0**	**0**

IOWA COLLEGES

Team	Won	Lost	Tied
Central	1	0	0
Coe	16	2	0
Cornell	14	3	1
Dubuque	1	0	0
Grinnell	20	10	3
Luther	3	0	0
Morningside	8	1	0
Simpson	15	1	1
Upper Iowa	1	0	0
William Penn	2	0	0
Totals	**81**	**17**	**5**

NON-D1/DISCONTINUED PROGRAMS

Team	Won	Lost	Tied
Central Oklahoma	0	1	0
Creighton	1	0	0
Denver	7	3	0
Detroit	1	1	0
Doane	1	0	0
Gust. Adolphus	1	0	0
Loyola (La.)	0	1	0
Marquette	2	8	1
Neb. Wesleyan	1	0	0
Pacific	2	1	0
Washington (Mo.)	6	1	0
Wayne State	1	0	0
West Texas State	2	0	0
Wichita State	2	0	0
Totals	**27**	**16**	**1**

			CONFERENCE GAMES				ALL GAMES			
Coach	**Tenure**	**Yrs**	**W**	**L**	**T**	**Pct**	**W**	**L**	**T**	**Pct**
Ira C. Brownlie	1892	1					1	0	1	.750
W.F. Finney	1893	1					0	3	0	.000
Bert German	1894	1					5	1	0	.833
Glenn "Pop" Warner	1895-99	4 1/3					18	8	0	.692
Joe Meyers	1899	2/3					4	4	1	.500
C.E. Woodruff	1900	1					2	5	1	.313
Edgar Clinton	1901	1					2	6	2	.300
A.W. Ristine	1902-06	5					36	10	1	.766
Clyde Williams	1907-12	6	8	5	2	.600	33	14	2	.694
Homer C. Hubbard	1913-14	2	4	3	1	.571	8	7	0	.533
Charles Mayser	1915-19	5	10	4	2	.688	21	11	2	.647
Norman C. Paine	1920	1	3	2	0	.600	4	4	0	.500
Maury Kent	1921	1	3	4	0	.429	4	4	0	.500
Sam F. Willaman	1922-25	4	11	10	2	.522	14	15	3	.484
Noel Workman	1926-30	5	8	17	2	.296	11	27	3	.305
George Veenker	1931-36	6	7	18	4	.310	21	22	8	.490
Jim Yeager	1937-40	4	7	12	1	.375	16	19	1	.458
Ray Donels	1941-42	1 1/3	1	4	1	.250	3	8	1	.292
Mike Michalske	1942-46	4 2/3	8	9	2	.474	18	18	3	.500
Abe Stuber	1947-53	7	12	28	1	.305	24	38	3	.393
Vince DiFrancesca	1954-56	3	2	15	1	.139	6	21	1	.232
Jim Myers	1957	1	2	4	0	.333	4	5	1	.450
Clay Stapleton	1958-67	10	22	43	2	.343	42	53	4	.444
John Majors	1968-72	5	9	25	1	.271	24	30	1	.445
Earle Bruce	1973-78	6	18	24	0	.429	36	32	0	.529
Donnie Duncan	1979-82	4	7	19	2	.286	18	24	2	.432
Jim Criner	1983-86	3 4/5	8	16	2	.346	16	24	2	.405
Chuck Banker	1986	1/5	1	1	0	.500	1	1	0	.500
Jim Walden	1987-94	8	16	37	3	.313	28	57	3	.335
Dan McCarney	1995-2006	12	27	68	0	.284	56	85	0	.397
Gene Chizik	2007-2008	2	2	14	0	.143	5	19	0	.208
Paul Rhoads	2009-2015	7	16	45	0	.262	32	55	0	.368
Matt Campbell	2016-	6	31	23	0	.574	42	34	0	.553
TOTALS	**1892-2021**	**130**	**243**	**450**	**29**	**.357**	**555**	**664**	**46**	**.457**



Clay Stapleton
1958-67



John Majors
1968-72



Earle Bruce
1973-78



Donnie Duncan
1979-82



Jim Criner
1983-86



Jim Walden
1987-94



Dan McCarney
1995-2006



Gene Chizik
2007-08



Paul Rhoads
2009-15



Matt Campbell
2016-

TEAM RECORDS

TOTAL OFFENSE

Most Points Scored
Game: 87, Simpson, 1904
Season: 418, 2019

Most Consecutive Games Scored
148, from Sept. 3, 2011, to present

Most Plays
Game: 102, twice
Season: 1,022, 2011

Most Yards
Game: 714, Louisiana-Monroe, 2019
Season: 5,776, 2019
APG: 444.3, 2019

Most Yards Per Play
Game: 10.7, Louisiana-Monroe, 2019
Season: 6.45, 2019

Most Total First Downs
Game: 35, three times
Season: 298, 2019

TOTAL DEFENSE

Fewest Net Yards Allowed
Game: 43, Brigham Young, 1969
Season: 1,949, 1947

Fewest Rushing Net Yards Allowed
Game: -16, Colorado, 1984
Season: 1,237, 2020

Fewest Passing Yards
Game: -3, Nebraska, 1986
Season: 302, 1960

Fewest TD Passes Allowed
Game: 0, several times
Season: 0, 1949 (NCAA record)

Fewest Completions Allowed
Game: 0, several times
Season: 29, 1960; 29, 1943

Lowest Completion Percentage Allowed
Game: .000, several times
Season: .312, (29-93), 1960

Fewest First Downs Allowed
Game: 2, Nebraska, 1947
Season: 119, 1949

PASSING

Most Attempts
Game: 63, Oklahoma State, 2019
Season: 510, 2014

Most Completions
Game: 39, Oklahoma State, 2019
Season: 315, 2019

Most Yards Gained
Game: 462, Kansas State, 2008
Season: 4,047, 2019

Most Touchdown Passes
Game: 6, Air Force, 1976
Season: 29, 2019

Most Interceptions Thrown
Game: 6, three times
Season: 23, 1970

Fewest Interceptions Thrown
Game: 0, many times
Season: 5, 1958

Best Completion Percentage
Game: .880 (22-25), Kansas State, 2021
Season: .702 (313-446), 2021

Lowest Interception Pct.
Game: .000, several times
Season: .0186, 2019

Most First Downs Passing
Game: 23, Texas A&M, 2008
Season: 188, 2019

RUSHING

Most Yards Rushing
Game: 586, UNLV, 1995
Season: 2,970, 1976

Most Rushing Attempts
Game: 79, Idaho, 1973
Season: 636, 1976

Most Yards Per Rush
Game: 12.1, TCU, 2021
Season: 5.2, 2000

Most Touchdowns Rushing
Game: 8, UNLV, 1995
8, Colorado State, 1980
Season: 31, 2020

Most First Downs by Rushing
Game: 24, Indiana State, 1999
Season: 150, 1976

INTERCEPTIONS

Most Interceptions
Game: 10, Gustavus Adolphus, 1944
Season: 23, 1971; 1972

Most Yards Returned
Game: 202, South Dakota State, 2008
Season: 387, 1964

Most Interceptions Returned for TD
Season: 4, 2004

PUNTS

Most Punts
Game: 18, Marquette, 1951
Season: 100, 1985

Fewest Punts
Game: 0, five times (last vs. ULM in 2019)
Season: 51, 2008

Most Punting Yards
Game: 601, Marquette, 1951
Season: 3,796, 1985

Highest Punting Average
Game: 58.5, (2 punts) Oklahoma State, 1977
Season: 45.3, 1996

PUNT RETURNS

Most Punt Returns
Game: 9, Kansas State, 1947
Season: 48, 1947

Most Yards Returned
Game: 193, UNI, 2015 (8 returns)
Season: 503, 1947 (48 returns)

Highest Avg. Per Return (Min. 4 returns)
Game: 27.4, Tulane (5 returns, 137 yards), 1992
Season: 17.8, 1992 (28 returns, 497 yards)

Punts Returned for TD
Game: 1, several times
Season: 3, 2002; 1992

KICKOFF RETURNS

Most Kickoff Returns
Game: 12, Utah, 2010
Season: 65, 2011

Most Yards Returned
Game: 319, Oklahoma State (9 returns), 2008
Season: 1,986 (46 returns), 1970

Highest Average Per Return (Min. 4 returns)
Game: 42.3, Colorado, 1968 (6 returns, 254 yards)
Season: 26.8, 2020 (21 returns, 563 yards)

Most Kickoffs Returned for TD
Season: 2, 1963; 1959; 2013

FUMBLES

Most Fumbles
Game: 12, Northwestern, 1956
Season: 51, 1956

Most Fumbles Lost
Game: 7, Drake, 1953
Season: 32, 1956

Most Opponent Fumbles Recovered
Game: 7, Arizona, 1968
Season: 30, 1954

Fewest Fumbles
Game: 0, several times
Season: 7, 2000

Fewest Fumbles Lost
Game: 0, several times
Season: 1, 2017

PENALTIES

Most Penalties
Game: 15, Utah, 1976
Season: 88, 2011

Most Penalty Yards
Game: 156, Utah, 1976
Season: 742, 2000

Fewest Penalties
Game: 0, Michigan St., 1947; 0, Drake, 1945; 0, Texas Tech, 2017
Season: 26, 1953

Fewest Penalty Yards
Game: 0, Michigan St., 1947; 0, Drake, 1945; 0, Texas Tech, 2017
Season: 237, 1953



Trever Ryen's 81-yard punt return for a touchdown vs. UNI in 2015 helped the Cyclones set a single-game school mark for combined punt return yardage (193).

INDIVIDUAL RECORDS

RUSHING

Rushing Attempts
Game: 53, Troy Davis (241 yards), UNI, 1996
Season: 402, Troy Davis (2,185 yards), 1996
Career: 823, Darren Davis (3,763 yards), 1996-99

Net Rushing Yards
Game: 378, Troy Davis (41 carries), Missouri, 1996
Season: 2,185, Troy Davis (402 carries), 1996
Career: 4,382, Troy Davis (782 carries), 1994-96

Highest Average Per Carry
Game: 23.8, Max Burkett, South Dakota State, 1954
Season: 7.1, Mickey Fitzgerald, 1959
Career: 5.6, Troy Davis, 1994-96

Most Touchdowns Rushing
Game: 5, Troy Davis, UNLV, 1995 and UNI, 1996; Joel Lanning, Texas Tech, 2016
Season: 21, Troy Davis, 1996; Breece Hall, 2020
Career: 50, Breece Hall, 2019-21

Most 100-yard Rushing Games
Season: 11, Troy Davis, 1996
Career: 21, Troy Davis, 1994-96

Most 200-yard Rushing Games
Season: 5, Troy Davis, 1996
Career: 9, Troy Davis, 1994-96

Most Consecutive 100-yard Rushing Games
17, Troy Davis, 1995-96

Most Consecutive Games With A Rushing TD
24, Breece Hall, 2020-21*
*All-time NCAA FBS record

PASSING

Attempts
Game: 62, Todd Bandhauer, Texas, 1998; Brock Purdy, Oklahoma State, 2019
Season: 475, Brock Purdy, 2019
Career: 1,467, Brock Purdy, 2018-21

Most Completions
Game: 39, Brock Purdy, Oklahoma State, 2019
Season: 312, Brock Purdy, 2019
Career: 993, Brock Purdy, 2018-21

Highest Completion Percentage
Game: .917, Seneca Wallace (22-24), Baylor, 2001
Season: .717, Brock Purdy (292-407), 2021
Career: .677, Brock Purdy (993-1,467) 2018-21

Yards
Game: 440, Austen Arnaud, Kansas State, 2008
Season: 3,982, Brock Purdy, 2019
Career: 12,170, Brock Purdy, 2018-21

Touchdown Passes
Game: 5, Todd Bandhauer, Texas, 1998; Steele Jantz, Baylor, 2012; Brock Purdy, Oklahoma, 2019
Season: 27, Brock Purdy, 2019
Career: 81, Brock Purdy, 2018-21

Most Interceptions
Game: 6, Bret Oberg, Colorado, 1988
Season: 20, George Amundson, 1972; Todd Bandhauer, 1998
Career: 41, Bret Meyer, 2004-07

Lowest Interception Percentage
Season: .012, Kyle Kempt, 2017
Career: .014, Kyle Kempt, 2016-18

Consecutive Passes Attempted Without an Interception
Season: 160, Kyle Kempt, 2017-18

Consecutive Games Throwing TD Pass
12, Brock Purdy, 2019

RECEIVING

Receptions
Game: 16, Tracy Henderson, Kansas State, 1983
Season: 83, Xavier Hutchinson, 2021
Career: 241, Allen Lazard (3,360 yards), 2014-17

Yards
Game: 217, Tracy Henderson, Texas A&M, 1984
Season: 1,318, Hakeem Butler (60 receptions), 2018
Career: 3,360, Allen Lazard (241 receptions), 2014-17

Touchdown Catches
Game: 4, Todd Blythe, Texas A&M, 2005
Season: 10, Allen Lazard, 2017
Career: 31, Todd Blythe, 2004-07

100-yard Receiving Games
Season: 6, Allen Lazard, 2016; Hakeem Butler, 2018
Career: 12, Allen Lazard, 2014-17

Most Consecutive 100-yard Receiving Games
4, Allen Lazard, 11/12/16-9/2/17

Consecutive Games With A Reception
48, Allen Lazard, 2014-17

TOTAL OFFENSE

Most Plays
Game: 92, Grant Rohach, West Virginia, 2013
Season: 568, Brock Purdy, 2019
Career: 1,923, Bret Meyer, 2004-07

Yards
Game: 510, Brock Purdy, Louisiana-Monroe, 2019
Season: 4,231, Brock Purdy, 2019
Career: 13,347, Brock Purdy, 2018-21

Most TD Responsible (Rush-Pass)
Game: 6, Bret Oberg, Oklahoma, 1989; Brock Purdy, Louisiana-Monroe and Oklahoma, 2019
Season: 35, Brock Purdy, 2019
Career: 100, Brock Purdy, 2018-21

Most All-Purpose Yards
Game: 374, Troy Davis, Missouri, 1996
Season: 2,466, Troy Davis, 1995
Career: 5,177, Troy Davis, 1994-96

PUNTING

Punts

Game: 18, George Hess (601 yards), Marquette, 1951
Season: 85, Jim Thompson (3,157 yards), 1984
Career: 289, Kirby Van Der Kamp, 2010-13

Yards

Game: 601, George Hess, Marquette, 1951
Season: 3,493, Kirby Van Der Kamp, 2013
Career: 12,261, Kirby Van Der Kamp, 2010-13

Average

Game: 58.5, Rick Blabolil, Oklahoma State, 1977
Season: 45.7, Marc Harris, 1996
Career: 43.1, Marc Harris, 1993-96

FIELD GOALS

Field Goals

Game: 5, Bret Culbertson, Iowa, 2007; Jeff Shudak, Missouri, 1990
Season: 20, Jeff Shudak, 1987; Andrew Mevis, 2021
Career: 58, Jeff Shudak, 1987-90

Extra Points

Game: 9, Alex Giffords, Colorado State, 1980; Connor Assalley, Louisiana Monroe, 2019
Season: 49, Connor Assalley, 2019
Career: 138, Cole Netten, 2013-16

Percentage

Game: 100 pct. (5-5), Jeff Shudak, Missouri, 1990
Season 94.1 pct., Cole Netten, 2016
Career 79.4 pct., Cole Netten, 2013-16

Consecutive Field Goals Made

15, Cole Netten, 2015-16; Andrew Mevis, 2021

Consecutive Extra Points Made

100, Bret Culbertson, 2004-07

PUNT RETURNS

Punt Returns

Game: 9, Don Ferguson, Kansas State, 1947
Season: 41, Tom Buck, 1977
Career: 74, Don Ferguson, 1947-49

Yards

Game: 137, James McMillion, Tulane, 1992
Season: 435, James McMillion, 1992
Career: 843, James McMillion, 1991-93

Punts Returned for Touchdowns

Game: 1 by many, last: Trever Ryen vs. Kansas, 2017
Season: 3, James McMillion, 1992
Career: 3, James McMillion, 1991-93

Average

Game: 38.6, Trever Ryen, San Jose State, 2016
Season: 19.5, Allen Lazard, 2015
Career: 15.9, James McMillion, 1991-93

KICKOFF RETURNS

Kickoff Returns

Game: 10, Tyrone Watley, Nebraska, 1997
Season: 41, Leonard Johnson, 2008
Career: 92, Kene Nwangwu, 2016-2020

Yards

Game: 319, Leonard Johnson, Oklahoma State, 2008
Season: 1,081, Leonard Johnson, 2008
Career: 2,470, Kene Nwangwu, 2016-2020

Average

Season: 32.8, Luther Blue, 1974
Career: 26.8, Kene Nwangwu, 2016-2020

INTERCEPTIONS

Interceptions

Game: 4, Barry Hill, Kansas, 1974; Everett Kischer, Northwestern, 1937
Season: 9, Barry Hill, 1974
Career: 21, Barry Hill, 1972-74

Return Yards

Game: 123, Larry Carwell, Kansas, 1966
Season: 152, Dick Howard, 1945
Career: 265, A.J. Klein, 2009-12

TACKLES

Game

Interior Lineman: 23, Chris Boskey, Nebraska, 1978
Linebacker: 27, Chris Moore, Oklahoma, 1986
Defensive Back: 28, Brian Refner, Nebraska, 1985

Season

Interior Lineman: 131, Chris Boskey, 1978
Linebacker: 168, Chris Washington, 1981
Defensive Back: 135, Jeff Dole, 1988

Career

Interior Lineman: 335, Shamus McDonough, 1979-82; 334, Larry Hunt, 1971-73
Linebacker: 457, Chris Washington, 1980-83
Defensive Back: 334, Mark DouBrava, 1989-92

SCORING

Points Scored (excluding kickers)

Game: 30, Troy Davis, TB, UNI, 1996; Troy Davis, TB, UNLV, 1995; Joe Henderson, TB, Kansas, 1988; Joel Lanning, QB, Texas Tech, 2016
Season: 138, Breece Hall, RB, 2020; Breece Hall, RB, 2021
Career: 336, Breece Hall, RB, 2019-21

Points Scored by Kickers

Game: 18, Connor Assalley, Louisiana Monroe, 2019
Season: 97, Adam Benike, 2002
Career: 300, Cole Netten, 2013-16

Touchdowns Scored

Game: 5, Joel Lanning, QB, Texas Tech, 2016; Troy Davis, TB, UNI, 1996; Troy Davis, TB, UNLV, 1995; Joe Henderson, TB, Kansas, 1988;
Season: 23, Breece Hall, 2020; Breece Hall, 2021
Career: 56, Breece Hall, RB, 2019-21

Consecutive Games Scoring a Touchdown

24, Breece Hall, 2020-21

* Statistics from bowl games before 2002 are not included in school records, per NCAA policy.

GAME RECORDS

TOTAL TOUCHDOWNS

1.	Joel Lanning, Texas Tech, 2016	5
	Troy Davis, UNI, 1996	5
	Troy Davis, UNLV, 1995	5
	Joe Henderson, Kansas, 1988	5
5.	Breece Hall, TCU, 2021	4
	Todd Blythe, Texas A&M, 2005	4
	Ennis Haywood, Kansas, 2001	4
	Troy Davis, Missouri, 1996	4
	Blaise Bryant, UNI, 1990	4
	Dwayne Crutchfield, Kent State, 1981	4
	George Amundson, Oklahoma St., 1971	4

RUSHING YARDS

1.	Troy Davis, Missouri, 1996	378
2.	Troy Davis, UNLV, 1995	302
3.	Troy Davis, Ohio, 1995	291
4.	Dave Hoppmann, Kansas State, 1961	271
5.	Darren Davis, Kansas, 1997	261
6.	Homer Hubbard, Drake, 1908	252
7.	Darren Davis, Baylor, 1997	247
8.	Mike Warren, Texas Tech, 2015	245
9.	Darren Davis, Iowa, 1998	244
10.	Breece Hall, TCU, 2021	242
	Harold Brown, Kent State, 1982	242

RUSHING ATTEMPTS

1.	Troy Davis, UNI, 1996	53
2.	Troy Davis, Kansas State, 1996	48
3.	Dwayne Crutchfield, Colorado, 1981	47
4.	Darren Davis, Kansas, 1998	43
	Dwayne Crutchfield, Oklahoma, 1981	43
6.	Darren Davis, Kansas, 1997	42
7.	Troy Davis, Missouri, 1996	41
	Troy Davis, Kansas State, 1995	41
9.	Troy Davis, Ohio, 1995	40
	Blaise Bryant, Kansas State, 1990	40
	Mike Strachan, Colorado, 1973	40
	Blaise Bryant, Missouri, 1989	40
	Joe Henderson, Kansas State, 1988	40

RUSHING TOUCHDOWNS

1.	Joel Lanning, Texas Tech, 2016	5
	Troy Davis, UNI, 1996	5
	Troy Davis, UNLV, 1995	5
4.	Ennis Haywood, Kansas, 2001	4
	Troy Davis, Missouri, 1996	4
	Sundiata Patterson, Eastern Illinois, 1991	4
	Blaise Bryant, UNI, 1990	4
	Joe Henderson, Kansas, 1988	4
	Dwayne Crutchfield, Kent State, 1981	4
	George Amundson, Oklahoma St., 1971	4

TOUCHDOWN PASSES

1.	Brock Purdy, Oklahoma, 2019	5
	Steele Jantz, Baylor, 2012	5
	Todd Bandhauer, Texas, 1998	5
4.	Brock Purdy, Kansas, 2021	4
	Brock Purdy, Kansas, 2019	4
	Brock Purdy, Oklahoma St., 2018	4
	Jacob Park, Iowa, 2017	4
	Grant Rohach, West Virginia, 2013	4
	Sam Richardson, Kansas, 2012	4
	Steele Jantz, Iowa, 2011	4
	Austen Arnaud, Texas Tech, 2010	4
	Bret Meyer, Texas A&M, 2005	4
	Seneca Wallace, Baylor, 2001	4
	Bret Oberg, Oklahoma, 1989	4
	Alex Espinoza, Kansas State, 1986	4
	Wayne Stanley, Air Force, 1976	4
	Rich Mann, Nebraska, 1951	4

PASSING YARDS

1.	Austen Arnaud, Kansas St., 2008	440
2.	Todd Bandhauer, Texas, 1998	437
3.	Brock Purdy, ULM, 2019	435
4.	Seneca Wallace, Missouri, 2002	425
5.	Bret Oberg, Oklahoma, 1989	411
6.	Brock Purdy, Oklahoma St. 2019	382
7.	Steele Jantz, Baylor, 2012	381
8.	Brock Purdy, Texas Tech, 2019	378
9.	Jared Barnett, Oklahoma St., 2011	376
10.	Todd Bandhauer, Iowa, 1997	375

PASS COMPLETIONS

1.	Brock Purdy, Oklahoma St., 2019	39
2.	Sam Richardson, Toledo, 2014	37
3.	Sam Richardson, Texas, 2014	36
	Steele Jantz, Baylor, 2012	36
	Austen Arnaud, Missouri, 2008	36
6.	Bret Meyer, Missouri, 2007	33
7.	Brock Purdy, Texas Tech, 2021	32
	Brock Purdy, Texas Tech, 2020	32
	Steele Jantz, Tulsa, 2012	32
10.	Jared Barnett, Oklahoma St., 2011	31
	Austen Arnaud, Kansas State, 2008	31
	Seneca Wallace, Missouri, 2002	31

PASS ATTEMPTS

1.	Brock Purdy, Oklahoma St., 2019	62
	Todd Bandhauer, Texas, 1998	62
3.	Jared Barnett, Oklahoma St., 2011	58
4.	Sam Richardson, Texas, 2014	55
5.	Austen Arnaud, Missouri, 2008	54
6.	Sam Richardson, Toledo, 2014	53
7.	Steele Jantz, Baylor, 2012	52
8.	Steele Jantz, Texas, 2011	51
	Bret Meyer, Nebraska, 2007	51
	Todd Bandhauer, Iowa, 1997	51
	Joel Lanning, Oklahoma, 2015	51

COMPLETION PCT. (MINIMUM 15)

1.	Seneca Wallace, Baylor, 2001	91.7
2.	Brock Purdy, Kansas State, 2021	88.0
3.	Brock Purdy, UNLV, 2021	87.5
4.	Brock Purdy, W. Virginia, 2020	87.0
5.	Sam Richardson, Kansas, 2012	85.2
6.	Seneca Wallace, Oklahoma St., 2001	84.2
7.	Bret Meyer, UNI, 2006	82.8
8.	Brock Purdy, Oklahoma St., 2021	81.8
9.	Todd Doxzon, Missouri, 1995	81.3
	Bret Oberg, Kansas State, 1989	81.3

RECEPTIONS

1.	Tracy Henderson, Kansas State, 1983	16
2.	Deshaunte Jones, UNI, 2019	14
3.	Steve Lester, Oklahoma, 1989	13
	Tom Busch, Kansas, 1967	13
5.	Charlie Kolar, Oklahoma, 2021	12
	Xavier Hutchinson, Oklahoma St., 2021	12
	Tracy Henderson, Missouri, 1983	12
8.	Collin Franklin, Colorado, 2010	11
	J.J. Moses, Nebraska, 2000	11
	Tracy Henderson, Texas A&M, 1984	11
	Jason Jacobs, Nebraska, 1983	11
	Eppie Barney, Arizona, 1966	11

RECEIVING YARDS

1.	Tracy Henderson, Texas A&M, 1984	217
2.	Todd Blythe, Texas A&M, 2005	214
3.	Steve Lester, Oklahoma, 1989	203
	Jim Doran, Oklahoma, 1949	203
5.	Hakeem Butler, Wash. St., 2018	192
	Lane Danielsen, Texas Tech, 2003	192
7.	Todd Blythe, Nebraska, 2004	188
8.	Darius Reynolds, Baylor, 2011	178
9.	Tracy Henderson, Iowa, 1984	175
	Eppie Barney, Arizona, 1966	175

TOUCHDOWN CATCHES

1.	Todd Blythe, Texas A&M, 2005	4
2.	Quenton Bundrage, Iowa, 2013	3
	Jarvis West, Baylor, 2012	3
	Josh Lenz, TCU, 2012	3
	Todd Blythe, Northern Illinois, 2004	3
	Damien Groce, Texas Tech, 1998	3
	Jim Doran, Missouri, 1950	3
	George Gast, Kansas State, 1943	3

TOTAL OFFENSE

1.	Brock Purdy, ULM, 2019	510
2.	Austen Arnaud, Kansas State, 2008	493
	Seneca Wallace, Missouri, 2002	493
4.	Jared Barnett, Oklahoma St., 2011	460
5.	Bret Oberg, Oklahoma, 1989	449
6.	Austen Arnaud, Texas A&M, 2008	438
7.	Steele Jantz, Baylor, 2012	435
8.	Todd Bandhauer, Texas, 1998	427
9.	Brock Purdy, Oklahoma St., 2018	402
10.	Grant Rohach, West Virginia, 2014	397

ALL-PURPOSE YARDS

1.	Troy Davis, Missouri, 1996	374
2.	Tyrone Watley, Nebraska, 1997	324
3.	Leonard Johnson, Okla. St., 2008	319
4.	Troy Davis, Ohio, 1995	318
5.	Tyrone Watley, Minnesota, 1997	316
6.	Troy Davis, UNLV, 1995	302
7.	Darren Davis, Ball State, 1998	291
8.	Dave Hoppmann, Kansas State, 1961	287
9.	Troy Davis, Kansas State, 1995	285
10.	Ennis Haywood, Baylor, 2000	284

YARDS FROM SCRIMMAGE

1.	Troy Davis, Missouri, 1996	374
2.	Troy Davis, Ohio, 1995	303
3.	Troy Davis, UNLV, 1995	302
4.	Darren Davis, Ball State, 1998	291
5.	Ennis Haywood, Baylor, 2000	284
6.	Breece Hall, TCU, 2021	281
7.	Darren Davis, Kansas, 1997	276
8.	Darren Davis, Baylor, 1997	273
9.	Dave Hoppmann, Kansas St., 1961	271
10.	Breece Hall, Texas Tech, 2019	256

FIELD GOALS MADE

1.	Bret Culbertson, Iowa, 2007	5
	Jeff Shudak, Missouri, 1990	5
3.	Andrew Mevis, Kansas State, 2021	4
	Connor Assalley, Akron, 2018	4
	Cole Netten, West Virginia, 2016	4
	Ty Stewart, Missouri, 1993	4
	Ty Stewart, Nebraska, 1992	4
	Jeff Shudak, Tulane, 1987	4
	Alex Giffords, Iowa, 1982	4
	Tom Goedjen, Oklahoma St., 1974	4
	Tom Goedjen, BYU, 1973	4
	Reggie Shoemake, New Mexico, 1970	4

INTERCEPTIONS

1.	Barry Hill, Kansas, 1974	4
	Everett Kischer, Northwestern, 1937	4
3.	George Walker, Vanderbilt, 1983	3
	Barry Hill, Oklahoma St., 1973	3
	Tom Hilden, Kansas State, 1968	3
	Chuck Lamson, Arizona, 1958	3
	Gene Phelps, UNI, 1945	3

TACKLES

1.	Brian Reffner, Nebraska, 1985	28
2.	Tim Sanders, Oklahoma, 1995	26
3.	Mike Leaders, Nebraska, 1979	23
	Chris Boskey, Nebraska, 1978	23
5.	Jeff Waters, Missouri, 1998	22
6.	Mark Carlson, Kansas St., 1980	21
7.	Joel Lanning, Texas, 2017	20
	Alvin Bowen, Toledo, 2006	20
	Matt Straight, Kansas, 1994	20
	Mark Carlson, Iowa, 1980	20
	Mike Leaders, Missouri, 1979	20

SACKS

1.	JaQuan Bailey, TCU, 2020	3.5
	Jason Berryman, TCU, 2005	3.5
3.	Dale Pierson, UNI, 2015	3.0
	Jesse Beckom, Iowa, 1998	3.0
	Greg Schoon, Baylor, 1997	3.0
	Matt Straight, TCU, 1995	3.0
	John Cinefro, Indiana State, 1986	3.0

TACKLES FOR LOSS

1.	JaQuan Bailey, TCU, 2020	4.0
	Demond Tucker, Okla. St., 2015	4.0
	Shawn Moorehead, Ill. St., 2005	4.0
	Matt Word, Kansas, 2001	4.0
	Jesse Beckom, Iowa, 1998	4.0
	Chris Whitaker, Texas, 1999	4.0
	Angelo Provenza, Iowa, 1995	4.0
8.	Mike Rose, UNI, 2019	3.5
	Dale Pierson, UNI, 2019	3.5
	Jason Berryman, TCU, 2005	3.5

FUMBLES RECOVERED (SINCE 1979)

1.	Marc Butts, Pacific, 1979	3
	Mike Shane, Missouri, 1988	3
3.	O'Rien Vance, Oregon, 2020	2
	Deon Broomfield, UNI, 2013	2
	Nick Kron, Tulsa, 2013	2
	Durrell Givens, TCU, 2012	2
	Durrell Givens, Baylor, 2012	2
	James Smith, Nebraska, 2009	2
	Nik Moser, TCU, 2005	2
	Brandon Brown, Baylor, 2004	2
	Derrik Clark, Iowa, 1996	2
	Lester Ridley, Oklahoma St., 1992	2
	Randy Bern, Oklahoma, 1988	2
	Jeff Dole, Kansas State, 1988	2
	Ray Carreathers, Wyoming, 1987	2
	Darrin Trieb, Oklahoma, 1986	2
	Milon Pitts, Nebraska, 1985	2
	Jim Luebbers, Oklahoma St., 1984	2
	Billy McCue, Missouri, 1984	2
	Ronnie Osborne, Kansas, 1981	2

TAKEAWAYS (SINCE 1979)

1.	Mike Schwartz, Bowling Green, 1979	3
	Marc Butts, Pacific, 1979	3
	George Walker, Vanderbilt, 1983	3
	Antony Hoskins, Kansas, 1987	3
	Mike Shane, Missouri, 1988	3
	Tim Baker, Oklahoma St., 1989	3
	Jacques Washington, West Vir., 2013	3

LONGEST RUSH

1.	Meredith Warner, Iowa PF, 1943*	98
2.	Graston Norris, UNLV, 1995*	91
3.	Joe Burden, Tulsa, 1961*	89
	Meredith Warner, Ottumwa PF, 1943*	89
5.	Deac Wolters, Central Oklahoma, 1922	88
6.	Breece Hall, TCU, 2021	80
	Troy Davis, UNLV, 1995*	80
	Tom Roach, Colorado State, 1980	80
	Norton Behm, Minnesota, 1924*	80
	Otis Higgins, Grinnell, 1921*	80

LONGEST RECEPTION

1.	Quenton Bundrage, Texas, 2013*	97
2.	Ed Williams, Oklahoma, 1995*	90
3.	Carl Paetz, Kansas, 1946*	89
4.	Jim Doran, Oklahoma, 1949	87
5.	Deshaunte Jones, ULM, 2019	84
6.	Hakeem Butler, Kansas, 2018*	83
	Lamont Hill, Ohio, 1992*	83
8.	Tom Busch, Oklahoma, 1965*	82
9.	Tyrone Watley, Minnesota, 1997*	81
10.	Lane Danielsen, Texas Tech, 2003*	80
	Damien Groce, Iowa, 1999*	80

LONGEST SCORING PLAYS

1.	Dick Howard, Kansas St., 1945 (int)	100
2.	Troy Davis, Colorado, 1994 (kr)	99
3.	Meredith Warner, Iowa PF, 1943 (rush)	98
	DeVondrick Nealy, TCU, 2013 (kr)	98
5.	Kene Nwangwu, West Virginia, 2016 (kr)	97
	Quenton Bundrage, Texas, 2013 (rec)	97
7.	Tom Elliott, Kansas, 1969 (pr)	96
	Dick Howard, Kansas State, 1945 (kr)	96
9.	Jarvis West, Texas Tech, 2013 (kr)	95
	Luther Blue, Nebraska, 1976 (kr)	95
	Gary King, Drake, 1965 (pr)	95

LONGEST PUNT RETURN

1.	Tom Elliott, Kansas, 1969*	96
2.	Gary King, Drake, 1965*	95
3.	James McMillion, Oklahoma St., 1992*	91
4.	James McMillion, Tulane, 1992*	87
5.	Barry Hill, Kansas, 1973*	86
6.	Mike Schwartz, Bowling Green, 1977*	85
	Dury Moss, Drake, 1914	85
8.	Tom Elliott, BYU, 1968*	84
9.	Jarvis West, Kansas State, 2014*	82
10.	Trever Ryen, UNI, 2015*	81

LONGEST KICKOFF RETURN

1.	Troy Davis, Colorado, 1994*	99
2.	DeVondrick Nealy, TCU, 2013*	98
3.	Kene Nwangwu, West Virginia, 2016*	97
4.	Dick Howard, Kansas State, 1945*	96
5.	Jarvis West, Texas Tech, 2013*	95
	Luther Blue, Nebraska, 1976*	95
	Willie Jones, Oklahoma, 1971*	95
8.	Willie Jones, Georgia Tech, 1972*	93
9.	Donn Lorenzen, Northwestern, 1954	92
10.	Tom Vaughn, VMI, 1963*	90
	Royal Lohry, Kansas St., 1941*	90

LONGEST INTERCEPTION RETURN

1.	Dick Howard, Kansas State, 1945*	100
2.	Jeremy Reeves, UNI, 2010*	94
	Dustin Avey, Colorado, 1997*	94
4.	A.J. Klein, Texas Tech, 2012*	87
5.	Ira Young, Drake, 1921*	85
6.	Jeff Allen, Colorado State, 1970*	84
7.	A.J. Klein, Missouri, 2011*	78
	Marc Timmons, Missouri, 2000*	78
9.	JaMaine Billups, Oklahoma, 2003*	77
10.	Jeff Simonds, Kansas State, 1966*	76

FUMBLE RETURN FOR TOUCHDOWN

1.	Deac Wolters, Grinnell, 1922	80
2.	Bob Burton, Missouri, 1928	69
3.	Steve Paris, Colorado, 2005	66
	Gary Pedersen, Iowa, 1990	66
5.	Brent Curvey, Baylor, 2004	65
6.	Marv Walter, Nebraska, 1956	56
7.	Jevohn Miller, Texas, 2014	51
8.	Buck Hurst, Missouri, 1912	50
9.	Kevin Fulton, Northern Illinois, 1993	41
10.	R.L. Rutledge, Missouri, 1911	40

LONGEST PUNT

1.	Bob Dennis, UNI, 1946	90
2.	Ron Norman, Kansas, 1942	89
3.	Royal Lohry, Oklahoma, 1940	86
4.	Judge Johnston, Nebraska, 1988	80
	Doug Myers, Nebraska, 1982	80
6.	Carl Gomez, Wyoming, 1997	75
	Marc Harris, Nebraska, 1996	75
8.	Kirby Van Der Kamp, Texas, 2010	74
9.	Mike Brandtner, Oklahoma, 2006	73
	Rich Miller, Nebraska, 1979	73

LONGEST FIELD GOAL

1.	Ty Stewart, Oklahoma St., 1993	58
	Ty Stewart, Missouri, 1993	58
	Alex Giffords, Oklahoma, 1979	58
4.	Grant Mahoney, Nebraska, 2010	57
5.	Jeff Shudak, Northern Iowa, 1988	55
	Alex Giffords, Kent State, 1982	55
7.	Andrew Mevis, UNLV, 2021	54
	Grant Mahoney, Iowa, 2011	54
	Jamie Kohl, Kansas, 1998	54
10.	Jeff Shudak, Kansas, 1990	53

TOUCHDOWNS

1.	Breece Hall, 2021	23
	Breece Hall, 2020	23
3.	Troy Davis, 1996	21
4.	Blaise Bryant, 1989	19
5.	Dwayne Crutchfield, 1981	17
6.	Darren Davis, 1999	16
	Troy Davis, 1995	16
8.	Dexter Green, 1977	15
	George Amundson, 1971	15
10.	Ennis Haywood, 2001	14

TOUCHDOWNS RESPONSIBLE

1.	Brock Purdy, 2019	35
2.	Brock Purdy, 2020	24
	George Amundson, 1972	24
4.	Breece Hall, 2021	23
	Breece Hall, 2020	23
	Seneca Wallace, 2002	23
7.	Austen Arnaud, 2009	22
8.	Brock Purdy, 2018	21
	Sam Richardson, 2014	21
	Troy Davis, 1996	21
	David Archer, 1983	21

RUSHING YARDS

1.	Troy Davis, 1996	2,185
2.	Troy Davis, 1995	2,010
3.	Breece Hall, 2020	1,572
4.	Blaise Bryant, 1989	1,516
5.	Breece Hall, 2021	1,472
6.	Darren Davis, 1999	1,388
7.	Mike Warren, 2015	1,339
8.	Dwayne Crutchfield, 1980	1,312
9.	Mike Strachan, 1972	1,260
	George Amundson, 1971	1,260

RUSHING YARDS BY A QB

1.	Buddy Hardeman, 1976	583
2.	Chris Pedersen, 1990	570
3.	Austen Arnaud, 2009	561
4.	Joel Lanning, 2016	518
5.	Seneca Wallace, 2001	475

RUSHING TOUCHDOWNS

1.	Breece Hall, 2020	21
	Troy Davis, 1996	21
3.	Breece Hall, 2021	20
4.	Blaise Bryant, 1989	19
5.	Dwayne Crutchfield, 1981	17
6.	Troy Davis, 1995	15
	Dexter Green, 1977	15
	George Amundson, 1971	15
9.	Ennis Haywood, 2001	14
	Darren Davis, 1999	14

RUSHING TOUCHDOWNS BY A QB

1.	Joel Lanning, 2016	11
	Dave Hoppmann, 1962	11
3.	Sage Rosenfels, 2000	10
4.	Dwight Nichols, 1959	9
5.	Brock Purdy, 2019	8
	Seneca Wallace, 2002	8

RUSHING ATTEMPTS

1.	Troy Davis, 1996	402
2.	Troy Davis, 1995	345
3.	Dwayne Crutchfield, 1981	307
4.	Blaise Bryant, 1989	299
5.	Darren Davis, 1998	294
6.	Darren Davis, 1999	287
7.	Dwayne Crutchfield, 1980	284
8.	Breece Hall, 2020	279
9.	Mike Strachan, 1973	272
	George Amundson, 1971	272

YARDS PER CARRY

1.	Mike Warren, 2015	5.90
2.	Buddy Hardeman, 1976	5.83
3.	Breece Hall, 2021	5.82
	Troy Davis, 1995	5.82
	Tom Vaughn, 1962	5.82
6.	Breece Hall, 2020	5.63
7.	Jim Wingender, 1975	5.48
8.	Harold Brown, 1982	5.45
9.	Troy Davis, 1996	5.43
10.	Ennis Haywood, 2000	5.40

100-YARD RUSHING GAMES

1.	Troy Davis, 1996	11
2.	Troy Davis, 1995	10
3.	Breece Hall, 2020	9
4.	Breece Hall, 2021	7
	David Montgomery, 2018	7
	Darren Davis, 1999	7
	Blaise Bryant, 1989	7
	Dwayne Crutchfield, 1980	7
	Dexter Green, 1978	7
	Dexter Green, 1977	7

200-YARD RUSHING GAMES

1.	Troy Davis, 1996	5
2.	Troy Davis, 1995	4
3.	Ennis Haywood, 2000	2
	Darren Davis, 1999	2
	Darren Davis, 1998	2
	Darren Davis, 1997	2
	Blaise Bryant, 1989	2
8.	Breece Hall, 2021	1
	Mike Warren, 2015	1
	Ennis Haywood, 2001	1
	Joe Henderson, 1987	1
	Harold Brown, 1982	1
	Dexter Green, 1976	1
	Dave Hoppmann, 1961	1
	Dave Hoppmann, 1960	1
	Homer Hubbard, 1908	1

CONS. 100-YARD RUSHING GAMES

1.	Troy Davis, 10/14/95-11/23/96	17
2.	Breece Hall, 9/12/20-11/21/20	8
	Darren Davis, 11/21/98-10/23/99	8
4.	Dwayne Crutchfield, 9/12/81-10/10/81	5
	Dexter Green, 11/12/77-9/16/78	5
6.	Breece Hall, 9/18/21-10/16/21	4
	David Montgomery, 9/22/18-10/27/18	4
	Ennis Haywood, 9/2/00-9/30/00	4
	Darren Davis, 10/4/97-11/1/97	4
	Troy Davis, 8/31/95-9/23/95	4
	Blaise Bryant, 11/4/89-9/8/90	4
	Dwayne Crutchfield, 10/4/80-10/25/80	4

CONS. GAMES WITH A RUSHING TD

1.	Breece Hall, 2020-21	24
2.	Troy Davis, 1995-96	10
3.	Blaise Bryant, 1989-90	8
	Dwayne Crutchfield, 1980-81	8
5.	Dexter Green, 1977	7
	Dave Hoppmann, 1962	7
7.	Darren Davis, 1999	6
8.	David Montgomery, 2018	5
	Austen Arnaud, 2009	5
	Blaise Bryant, 1989	5
	Tom Watkins, 1959-60	5

PASSING YARDS

1.	Brock Purdy, 2019	3,982
2.	Seneca Wallace, 2002	3,245
3.	Brock Purdy, 2021	3,188
4.	Bret Meyer, 2005	2,876
5.	Austen Arnaud, 2008	2,792
6.	Brock Purdy, 2020	2,750
7.	Sam Richardson, 2014	2,669
8.	David Archer, 1983	2,639
9.	Bret Meyer, 2006	2,546
10.	Todd Bandhauer, 1997	2,514



Two-time All-American and Heisman Trophy finalist Troy Davis was the first player in NCAA history to rush for over 2,000 yards in back-to-back seasons.

300-YARD PASSING GAMES

1.	Brock Purdy, 2019	6
2.	Brock Purdy, 2020	3
	Brock Purdy, 2018	3
	Sam Richardson, 2014	3
	Austen Arnaud, 2008	3
	Bret Meyer, 2005	3
	Seneca Wallace, 2002	3
8.	Brock Purdy, 2021	2
	Kyle Kempt, 2017	2
	Jacob Park, 2017	2
	Jacob Park, 2016	2
	Grant Rohach, 2013	2
	Sage Rosenfels, 2000	2
	David Archer, 1983	2

PASSING TOUCHDOWNS

1.	Brock Purdy, 2019	27
2.	Todd Bandhauer, 1997	20
3.	Brock Purdy, 2021	19
	Brock Purdy, 2020	19
	Bret Meyer, 2005	19
6.	Sam Richardson, 2014	18
	David Archer, 1983	18
8.	Brock Purdy, 2018	16
9.	Kyle Kempt, 2017	15
	George Amundson, 1972	15
	Austen Arnaud, 2008	15
	Seneca Wallace, 2002	15
	Alex Espinoza, 1986	15
	Rich Mann, 1951	15

PASS COMPLETIONS

1.	Brock Purdy, 2019	312
2.	Brock Purdy, 2021	292
3.	Sam Richardson, 2014	254
4.	Austen Arnaud, 2008	247
5.	Seneca Wallace, 2002	244
6.	Brock Purdy, 2020	243
7.	David Archer, 1983	234
8.	Bret Meyer, 2007	233
9.	Bret Meyer, 2005	227
10.	Bret Meyer, 2006	211

PASS ATTEMPTS

1.	Brock Purdy, 2019	475
2.	Sam Richardson, 2014	451
3.	Seneca Wallace, 2002	443
4.	Brock Purdy, 2021	407
5.	David Archer, 1983	403
6.	Austen Arnaud, 2008	401
7.	Bret Meyer, 2007	382
8.	Bret Meyer, 2006	374
	Todd Bandhauer, 1997	374
10.	Bret Meyer, 2005	368

COMPLETION PCT. (MIN. 100 ATT.)

1.	Brock Purdy, 2021	.717
2.	Brock Purdy, 2020	.666
3.	Brock Purdy, 2018	.664
4.	Kyle Kempt, 2017	.663
5.	Brock Purdy, 2019	.657
6.	Steele Jantz, 2012	.621
	Seneca Wallace, 2001	.621
8.	Bret Oberg, 1989	.620
9.	Jacob Park, 2017	.617
	Bret Meyer, 2005	.617

PASSNG EFFICIENCY (MIN. 100 ATT.)

1.	Brock Purdy, 2018	169.91
2.	Brock Purdy, 2019	151.07
3.	Brock Purdy, 2021	149.02
4.	Kyle Kempt, 2017	145.93
5.	Bret Oberg, 1989	143.68
6.	Brock Purdy, 2020	142.11
7.	Bret Meyer, 2005	138.94
8.	Jacob Park, 2016	138.52
9.	Joel Lanning, 2016	136.72
10.	Seneca Wallace, 2001	132.71

RECEPTIONS

1.	Xavier Hutchinson, 2021	83
2.	Tracy Henderson, 1983	81
3.	Deshaunte Jones, 2019	76
4.	Allen Lazard, 2017	71
5.	Allen Lazard, 2016	69
6.	Xavier Hutchinson, 2020	64
	Tracy Henderson, 1984	64
	Jason Jacobs, 1983	64
9.	Lane Danielsen, 2002	63
10.	Charlie Kolar, 2021	62

RECEIVING YARDS

1.	Hakeem Butler, 2018	1,318
2.	Lane Danielsen, 2002	1,073
3.	Tracy Henderson, 1983	1,051
4.	Allen Lazard, 2016	1,018
5.	Todd Blythe, 2005	1,000
6.	Xavier Hutchinson, 2021	987
7.	Allen Lazard, 2017	941
	Tracy Henderson, 1984	941
9.	Deshaunte Jones, 2019	877
10.	Todd Blythe, 2004	833

TOUCHDOWN RECEPTIONS

1.	Allen Lazard, 2017	10
2.	Hakeem Butler, 2018	9
	Quenton Bundrage, 2013	9
	Todd Blythe, 2005	9
	Todd Blythe, 2004	9
6.	E.J. Bibbs, 2014	8
	Todd Blythe, 2006	8
	Ty Watley, 1997	8
	Tracy Henderson, 1983	8
10.	Charlie Kolar, 2020	7
	Charlie Kolar, 2019	7
	Hakeem Butler, 2017	7
	Allen Lazard, 2016	7
	Darius Reynolds, 2011	7
	R.J. Sumrall, 2008	7
	Damien Groce, 1998	7
	Ed Williams, 1995	7

YARDS PER RECEPTION (MIN. 25 REC.)

1.	Hakeem Butler, 2018	22.0
2.	Todd Blythe, 2004	21.4
3.	Tarique Milton, 2019	20.6
4.	Jim Doran, 1949	20.2
5.	Todd Blythe, 2005	19.6
6.	Luther Blue, 1976	19.5
7.	Willie Jones, 1972	17.8
8.	Luther Blue, 1974	17.3
9.	Ike Harris, 1971	17.1
10.	Lane Danielsen, 2002	17.03

MULTI-TD CATCH GAMES

1.	Quenton Bundrage, 2013	3
	Darius Reynolds, 2011	3
	R.J. Sumrall, 2008	3
	Tracy Henderson, 1983	3
5.	Xavier Hutchinson, 2021	2
	La'Michael Pettway, 2019	2
	Hakeem Butler, 2018	2
	Allen Lazard, 2017	2
	Deshaunte Jones, 2016	2
	E.J. Bibbs, 2014	2
	Todd Blythe, 2005	2
	Damien Groce, 1998	2
	Keith Krepfle, 1971	2
	Jim Doran, 1950	2

CONS. GAMES WITH TD CATCH

1.	Ty Watley, 1997	5
	Todd Blythe, 2006	5
3.	Charlie Kolar, 2019	4
	Hakeem Butler, 2018	4
	Keith Krepfle, 1971	4
	Tracy Henderson, 1984	4
	Ed Williams, 1995	4
	Todd Blythe, 2004	4

100-YARD RECEIVING GAMES

1.	Hakeem Butler, 2018	6
	Allen Lazard, 2016	6
3.	Tracy Henderson, 1983	5
4.	Xavier Hutchinson, 2021	4
	Deshaunte Jones, 2019	4
	Allen Lazard, 2017	4
	R.J. Sumrall, 2008	4
	Lane Danielsen, 2002	4
9.	Todd Blythe, 2005	3
	Todd Blythe, 2004	3
	J.J. Moses, 2000	3
	Tracy Henderson, 1984	3
	Otto Stowe, 1970	3
	Jim Doran, 1950	3

CONS. 100-YARD RECEIVING GAMES

1.	Allen Lazard, 11/12/16-9/2/17	4
2.	Hakeem Butler, 10/13/18-11/3/18	3
	Tracy Henderson, 9/8/84-9/22/84	3
	Tracy Henderson, 10/29/83-11/12/83	3
	Jim Doran, 10/7/50-10/21/50	3
6.	Tarique Milton, 9/14/19-9/21/19	2
	Allen Lazard, 9/3/16-9/10/16	2
	Jack Whitver, 9/6/02-9/21/02	2
	Lane Danielsen, 11/2/02-11/9/02	2
	Jack Whitver, 9/14/02-9/21/02	2
	Damien Groce, 9/26/98-10/3/98	2
	Ty Watley, 9/13/97-9/20/97	2
	Ed Williams, 8/30/97-9/6/97	2
	Dick Limerick, 11/4/61-11/11/61	2

RECEPTIONS BY A TIGHT END

1.	Charlie Kolar, 2021	62
2.	Collin Franklin, 2010	54
3.	Charlie Kolar, 2019	51
4.	E.J. Bibbs, 2014	45
5.	Charlie Kolar, 2020	44
6.	E.J. Bibbs, 2013	39
7.	Jeff Wodka, 1985	35
8.	Keith Krepfle, 1971	34
9.	Tom Lorenz, 1970	32
10.	Keith Krepfle, 1972	30
	Keith Krepfle, 1973	30

RECEPTIONS BY A RUNNING BACK

1.	Jason Jacobs, 1983	64
2.	Breece Hall, 2021	36
	David Montgomery, 2017	36
4.	Darren Davis, 1998	29
	Andrew Jackson, 1985	29
	Tommy Davis, 1984	29
	Richard Hanson, 1984	29
8.	Aaron Wimberly, 2014	27
9.	Alexander Robinson, 2010	26
10.	Ennis Haywood, 2000	25

SCORING

1.	Breece Hall, 2021	138
	Breece Hall, 2020	138
3.	Troy Davis, 1996	126
4.	Blaise Bryant, 1989	120
5.	Dwayne Crutchfield, 1981	104
6.	Adam Benike, 2002	97
7.	Garrett Owens, 2017	96
	Darren Davis, 1999	96
	Troy Davis, 1995	96
10.	Connor Assalley, 2019	94

TOTAL OFFENSE

1.	Brock Purdy, 2019	4,231
2.	Seneca Wallace, 2002	3,682
3.	Brock Purdy, 2021	3,426
4.	Austen Arnaud, 2008	3,193
5.	Brock Purdy, 2020	3,132
6.	Sam Richardson, 2014	3,090
7.	Bret Meyer, 2005	2,999
8.	Bret Meyer, 2006	2,723
9.	David Archer, 1983	2,698
10.	Sage Rosenfels, 2000	2,679

PUNTING AVERAGE

1.	Marc Harris, 1996	45.7
2.	Kirby Van Der Kamp, 2010	45.2
3.	Tony Yelk, 2001	43.8
4.	Judge Johnston, 1989	42.9
5.	Rick Blabolil, 1976	42.8
6.	Kirby Van Der Kamp, 2011	42.7
	Doug Myers, 1982	42.7
8.	Troy Blankenship, 2005	42.6
9.	Marc Harris, 1994	42.4
10.	Tony Yelk, 2002	42.3

PUNT RETURN AVG. (MIN 10 RETURNS)

1.	Allen Lazard, 2015	19.45
2.	James McMillion, 1992	18.91
3.	Trever Ryen, 2016	16.50
4.	Ryan Baum, 2006	16.00
5.	Tom Vaughn, 1963	15.69
6.	Trever Ryen, 2015	15.36
7.	James McMillion, 1991	14.76
8.	Jarvis West, 2013	13.40
9.	Gary King, 1965	13.15
10.	Tarique Milton, 2018	12.67

KICKOFF RETURN AVG. (MIN 10 RETURNS)

1.	Luther Blue, 1974	32.75
2.	Kene Nwangwu, 2020	28.94
3.	Kene Nwangwu, 2018	26.79
4.	Leonard Johnson, 2008	26.37
5.	Kene Nwangwu, 2016	26.35
6.	Willie Jones, 1972	26.06
7.	Jeff Allen, 1968	26.04
8.	Jaylin Noel, 2021	26.00
9.	Jarvis West, 2011	25.95
10.	Jeff Allen, 1970	25.82

TACKLES

1.	Chris Washington, 1981, LB	168
2.	Malcolm Goodwin, 1992, LB	162
3.	Keith Schroeder, 1970, LB	161
4.	Brad Storm, 1974, LB	159
5.	Alvin Bowen, 2006, LB	155
	Keith Schroeder, 1971, LB	155
7.	Ted Jornov, 1973, LB	148
8.	Chris Washington, 1982, LB	147
9.	Chris Moore, 1986, LB	145
10.	Ted Jornov, 1972, LB	144

INTERCEPTIONS

1.	Barry Hill, 1974	9
2.	Barry Hill, 1973	8
	Bob Mellgren, 1952	8
4.	John Schweizer, 1971	6
	Tony Washington, 1970	6
	Everett Kischer, 1936	6
7.	Mike Rose, 2020	5
	David Sims, 2009	5
	DeAndre Jackson, 2005	5
	LaMarcus Hicks, 2005	5
	Ellis Hobbs, 2004	5
	John Schweizer, 1972	5
	Larry Holton, 1969	5
	Tony Washington, 1969	5

CONS. GAMES WITH AN INT.

1.	Barry Hill, 1973	5
2.	Bob Mellgren, 1952	4
	Larry Holton, 1969	4
	Ronnie Osborne, 1982	4
5.	Braxton Lewis, 2018	3
	10 others	3

SACKS

1.	Will McDonald IV, 2021	11.5
2.	Will McDonald IV, 2020	10.5
3.	Enyi Uwazurike, 2021	9.0
4.	Dale Pierson, 2015	8.5
	Shawn Moorehead, 2006	8.5
6.	JaQuan Bailey, 2018	8.0
7.	Jason Berryman, 2005	7.5
8.	JaQuan Bailey, 2020	7.0
	JaQuan Bailey, 2017	7.0
	Brent Curvey, 2006	7.0



Will McDonald IV has the top-two single-season sack marks in Iowa State history: 2020 (10.5) and 2021 (11.5).

	Reggie Hayward, 2000	7.0
	Derrik Clark, 1996	7.0
	Dan Watkins, 1992	7.0
	Lester Williams, 1983	7.0

TACKLES FOR LOSS (SINCE 1976)

1.	Lester Williams, 1983	18.0
	Mike Stensrud, 1978	18.0
3.	Malcolm Goodwin, 1992	17.0
	Rick White, 1978	17.0
5.	Greg Liter, 1986	16.0
	Jeff Braswell, 1984	16.0
7.	Mike Leaders, 1979	15.0
8.	JaQuan Bailey, 2018	14.5
9.	Will McDonald IV, 2021	14.0
	Jim Luebbers, 1984	14.0
	Mike Stensrud, 1977	14.0

FORCED FUMBLES (SINCE 1973)

1.	Will McDonald IV, 2021	5
	Malcolm Goodwin, 1992	5
	Mark DouBrava, 1990	5
	Lenzy Perine, 1976	5
5.	12 players tied with	4

FUMBLE RECOVERIES (SINCE 1965)

1.	Durrell Givens, 2012	6
	Matt Blair, 1971	6
3.	Otis Rodgers, 1975	5
	Rick Howe, 1973	5
5.	11 players tied with	4

ALL-PURPOSE YARDS

1.	Troy Davis, 1995	2,466
2.	Troy Davis, 1996	2,367
3.	Breece Hall, 2021	1,774
4.	Breece Hall, 2020	1,752
5.	Blaise Bryant, 1989	1,718
6.	Darren Davis, 1999	1,607
7.	Dexter Green, 1977	1,483
8.	Mike Strachan, 1972	1,482
9.	Alexander Robinson, 2009	1,456
10.	Ennis Haywood, 2000	1,448

FIELD GOALS MADE

1.	Andrew Mevis, 2021	20
	Jeff Shudak, 1987	20
3.	Jeff Shudak, 1990	19
4.	Garrett Owens, 2017	17
	Grant Mahoney, 2008	17
	Adam Benike, 2002	17
7.	Connor Assalley, 2018	16
	Cole Netten, 2016	16
9.	Connor Assalley, 2019	15
	Alex Giffords, 1982	15
	Tom Goedjen, 1973	15

FIELD GOALS ATTEMPTED

1.	Tom Goedjen, 1972	29
2.	Jeff Shudak, 1990	27
3.	Grant Mahoney, 2008	25
	Jeff Shudak, 1987	25
	Tom Goedjen, 1974	25
6.	Tom Goedjen, 1973	24
7.	Connor Assalley, 2018	23
	Adam Benike, 2002	23
9.	Garrett Owens, 2017	22
10.	Reggie Shoemake, 1970	21



Two-time All-American Breece Hall had a school-record 23 touchdowns in both 2020 and 2021 and broke the all-time NCAA FBS record by rushing for a touchdown in 24 consecutive games.

FIELD GOAL PCT. (MIN. 10 ATT.)

1.	Cole Netten, 2016	94.1
2.	Andrew Mevis, 2021	86.9
3.	Bret Culbertson, 2004	80.0
	Jeff Shudak, 1987	80.0
5.	Connor Assalley, 2019	78.9
6.	Cole Netten, 2014	78.6
7.	Garrett Owens, 2017	77.3
8.	Bret Culbertson, 2005	75.0
	Alex Giffords, 1982	75.0
10.	Adam Benike, 2002	73.9

CONS. FIELD GOALS MADE

1.	Andrew Mevis, 2021	15
	Cole Netten, 2015-16	15
3.	Jeff Shudak, 1988-89	11
	Cole Netten, 2013-14	11
	Connor Assalley, 2019-20	11
6.	Cole Netten, 2016	9
7.	Connor Assalley, 2018	8
	Marc Bachrodt, 1983	8
	Ty Stewart, 1993	8
	Garrett Owens, 2017	8

EXTRA POINTS MADE

1.	Connor Assalley, 2019	49
2.	Connor Assalley, 2020	48
3.	Adam Benike, 2002	46
4.	Garrett Owens, 2017	45
5.	Scott Kollman, 1976	42
6.	Tony Yelk, 2001	38
7.	Edwin Arceo, 2012	37
8.	Connor Assalley, 2018	36
9.	Cole Netten, 2016	35
	Cole Netten, 2015	35
	Cole Netten, 2014	35

EXTRA POINTS ATTEMPTED

1.	Connor Assalley, 2019	51
2.	Connor Assalley, 2020	50
3.	Adam Benike, 2002	48
4.	Scott Kollman, 1976	46
5.	Garrett Owens, 2017	45
6.	Edwin Arceo, 2012	40
7.	Tony Yelk, 2001	39
8.	Connor Assalley, 2018	38
9.	Cole Netten, 2016	37
10.	Cole Netten, 2015	36
	Tom Goedjen, 1972	36

EXTRA POINTS (NO MISSES)

1.	Garrett Owens, 2017	45
2.	Cole Netten, 2014	35
3.	Bret Culbertson, 2005	34
4.	Grant Mahoney, 2008	33
5.	Andrew Mevis, 2021	32
6.	Ty Stewart, 1992	27
	Jeff Shudak, 1990	27
8.	Bret Culbertson, 2007	26
9.	Tom Goedjen, 1973	25
10.	Bret Culbertson, 2006	24
	Alex Giffords, 1982	24

FRESHMAN RECORDS

COMPLETIONS

1.	Bret Meyer, 2004	149
2.	Brock Purdy, 2018	146
3.	Jared Barnett, 2011	110
	Grant Rohach, 2013	110
5.	Austin Flynn, 2003	99
6.	Sam Richardson, 2012	46
7.	Todd Bandhauer, 1995	42
8.	Jerome Tiller, 2009	41
9.	Bob Utter, 1990	39
10.	Zeb Noland, 2017	36

PASSING YARDS

1.	Brock Purdy, 2018	2,250
2.	Bret Meyer, 2004	1,926
3.	Austin Flynn, 2003	1,238
4.	Grant Rohach, 2013	1,208
5.	Jared Barnett, 2011	1,201
6.	Sam Richardson, 2012	541
7.	Zeb Noland, 2017	533
8.	Bob Utter, 1990	511
9.	Todd Bandhauer, 1995	501
10.	Buddy Hardeman, 1973	420

PASSING TOUCHDOWNS

1.	Brock Purdy, 2018	16
2.	Bret Meyer, 2004	10
3.	Sam Richardson, 2012	8
	Grant Rohach, 2013	8
5.	Jared Barnett, 2011	6
6.	Austin Flynn, 2003	5
	Todd Bandhauer, 1995	5
8.	Buddy Hardeman, 1973	4
9.	Zeb Noland, 2017	2
	Bob Utter, 1990	2
	Todd Doxzon, 1993	2

RUSHING YARDS

1.	Mike Warren, 2015	1,339
2.	Breece Hall, 2019	897
3.	David Montgomery, 2016	563
4.	Stevie Hicks, 2003	471
5.	Buddy Hardeman, 1973	468
6.	Alexander Robinson, 2007	465
7.	Austin Flynn, 2003	396
	Michael Wagner, 2000	396
9.	Bret Meyer, 2004	331
10.	Marques Rodgers, 1985	323

RUSHING TOUCHDOWNS

1.	Breece Hall, 2019	9
2.	Joshua Thomas, 2015	7
3.	Alexander Robinson, 2007	6
4.	Brock Purdy, 2018	5
	Mike Warren, 2015	5
	Michael Wagner, 2000	5
7.	Rodney Guggenheim, 1993	4
8.	Buddy Hardeman, 1973	3
	Jim Knott, 1991	3
10.	David Montgomery, 2016	2
	10 other players tied with	2

RECEPTIONS

1.	Darius Darks, 2008	49
2.	Allen Lazard, 2014	45
3.	Jaylin Noel, 2021	39
	Todd Blythe, 2004	39
5.	Deshaunte Jones, 2016	37
6.	Tarique Milton, 2018	34
7.	Jarvis West, 2011	25
8.	Breece Hall, 2019	23
	Alexander Robinson, 2007	23
10.	Geoff Turner, 1994	21

RECEIVING YARDS

1.	Todd Blythe, 2004	833
2.	Allen Lazard, 2014	593
3.	Deshaunte Jones, 2016	536
4.	Darius Darks, 2008	477
5.	Tarique Milton, 2018	417
6.	Robbie Minor, 1983	322
7.	R.J. Sumrall, 2005	311
8.	Andy Stensrud, 1997	277
9.	Jaylin Noel, 2021	269
10.	Breece Hall, 2019	252

RECEIVING TOUCHDOWNS

1.	Todd Blythe, 2004	9
2.	Deshaunte Jones, 2016	6
3.	Sean Shaw Jr., 2019	5
4.	Charlie Kolar, 2018	3
	Allen Lazard, 2014	3
	Andy Stensrud, 1997	3
	Sedrick Johnson, 2008	3
8.	Hakeem Butler, 2016	2
	Quenton Bundrage, 2012	2
	Lane Danielson, 2000	2

TACKLES

1.	Chris Boskey, 1978	131
2.	David Brcka, 1996	127
3.	Jason Berryman, 2003	110
4.	Brian Peavy, 2015	82
5.	Darrin Trieb, 1986	80
6.	Kamari Cotton-Moya, 2014	77
7.	Mike Rose, 2018	75
	Nick Leaders, 2002	75
9.	James Reed, 1997	71
10.	Michael Cooper, 1994	70
	James Elmore, 1996	70

SACKS

1.	Will McDonald IV, 2019	6.0
	James Reed, 1997	6.0
3.	Nick Leaders, 2002	5.0
4.	JaQuan Bailey, 2016	3.5
5.	Jason Berryman, 2003	3.0
	Darrin Trieb, 1986	3.0
	Rashawn Parker, 2006	3.0
8.	Kevin DeRonde, 1998	2.5
9.	Willie Harvey, 2015	2.0
	James Elmore, 1996	2.0
	Brent Curvey, 2003	2.0
	Robert Dabney, 1986	2.0
	Chris Whitaker, 1999	2.0

INTERCEPTIONS

1.	Marc Timmons, 2000	3
	Jeff Stallworth, 1979	3
3.	Brian Peavy, 2015	2
	Dustin Avey, 1997	2
	Dawan Anderson, 1995	2
	Leonard Johnson, 2008	2
	Andrew Buggs, 1989	2

FIELD GOALS

1.	Jeff Shudak, 1987	20
2.	Grant Mahoney, 2008	17
3.	Cole Netten, 2013	13
4.	Jamie Kohl, 1995	10
5.	Alex Giffords, 1979	9
6.	Tony Yelk, 2001	8
	Bret Culbertson, 2004	8

YARDS PER PUNT

1.	Kirby Van Der Kamp, 2010	45.2
2.	Kelly Goodburn, 1980	45.0
3.	Tony Yelk, 2001	43.8
4.	Marc Harris, 1993	42.9
5.	Carl Gomez, 1997	41.6
6.	Mike Brandtner, 2006	41.2
7.	Troy Blankenship, 2002	40.8
8.	Rich Miller, 1978	39.5
9.	Colin Downing, 2014	39.4
10.	Holden Kramer, 2014	29.9



Todd Blythe an Iowa State-freshman record nine touchdown passes in 2004.

RUSHING

Year	Player, Position	Att.	Yds.	#	Avg.	TD
1943	Meredith Warner, RB	74	401		5.4	2
1944	Meredith Warner, RB	42	260		6.2	3
1945	(Stats not available)					
1946	Dick Howard, RB	69	335		4.9	2
1947	Webb Halbert, RB	109	464		4.3	3
1948	Bill Chauncey, FB	90	428		4.8	3
1949	Bill Chauncey, FB	134	544		4.1	5
1950	Maury Schnell, FB	131	490		3.7	1
1951	Frank Congiardo, FB	99	315		3.2	2
1952	Dick Cherpinsky, RB	62	278		4.5	3
1953	Max Burkett, RB	109	342		3.1	1
1954	Max Burkett, RB	97	528		5.4	4
1955	Donn Lorenzen, RB	32	179		5.6	1
1956	Bob Harden, RB	70	244		3.5	4
1957	Dwight Nichols, TB	211	668		3.2	4
1958	Dwight Nichols, TB	220	*815	(3)	3.7	3
1959	Tom Watkins, FB	161	*843	(2)	5.2	8
	Dwight Nichols, TB		749	(3)		
1960	Dave Hoppmann, TB	161	*844	(5)	5.2	5
	Tom Watkins, FB		688	(12)		
1961	Dave Hoppmann, TB	229	*920	(4)	4.0	5
1962	Dave Hoppmann, TB-QB	198	798	(10)	4.0	11
1963	Tom Vaughn, FB	190	795	(11)	4.2	9
1964	Tom Vaughn, FB	129	497		3.9	4
1965	Les Webster, RB	137	498		3.6	5
1966	Les Webster, RB	149	572		3.8	6
1967	Ben King, RB	110	388		3.5	1
1968	Ben King, RB	124	437		3.5	2
1969	Jock Johnson, FB	98	427		4.4	2
1970	George Amundson, QB	111	440		4.0	7
1971	George Amundson, RB	272	1260	(14)	4.6	15
1972	Mike Strachan, RB	268	*1260	(10)	4.7	8
1973	Mike Strachan, RB	272	1103		4.1	3
1974	Mike Strachan, RB	189	647		3.4	1
1975	Jim Wingender, RB	195	1070		5.5	3
1976	Dexter Green, RB	208	1074		5.2	8
1977	Dexter Green, RB	271	1240		4.6	15
1978	Dexter Green, RB	230	991		4.3	9
1979	Jack Seabrooke, RB	105	441		4.2	2
1980	Dwayne Crutchfield, RB	284	*1312	(10)	4.6	11
1981	Dwayne Crutchfield, RB	307	*1189		3.9	17
1982	Tommy Davis, RB	193	832		4.3	3
1983	Jason Jacobs, RB	99	490		4.9	3
1984	Richard Hanson, RB	155	507		3.3	2
1985	Andrew Jackson, RB	113	415		3.7	2
1986	Andrew Jackson, RB	143	455		3.2	1
1987	Joe Henderson, RB	262	1232	(8)	4.7	5
1988	Joe Henderson, RB	242	1040		4.3	9
1989	Blaise Bryant, RB	299	*1516	(5)	5.1	19
1990	Blaise Bryant, RB	187	753		4.0	12
1991	Sundiata Patterson, FB	100	467		4.7	5
1992	Chris Ulrich, FB	103	474		4.6	3
1993	Calvin Branch, HB	84	478		5.7	2
1994	Todd Doxzon, QB	148	375		2.5	4
1995	Troy Davis, TB	345	*2010	(1)	5.8	15
1996	Troy Davis, TB	402	*2185	(1)	5.4	21
1997	Darren Davis, TB	212	1005		4.7	5
1998	Darren Davis, TB	294	1166		4.0	7
1999	Darren Davis, TB	287	*1388	(18)	4.8	14
2000	Ennis Haywood, TB	229	*1237	(10)	5.4	8
2001	Ennis Haywood, TB	258	1169	(24)	4.5	14
2002	Hiawatha Rutland, TB	160	614		3.8	6
2003	Stevie Hicks, TB	123	471		3.8	0
2004	Stevie Hicks, TB	270	1062	(42)	3.9	5
2005	Stevie Hicks, TB	149	545		3.7	4
2006	Stevie Hicks, TB	107	523		4.9	2
2007	Alexander Robinson, TB	118	465		3.9	6
2008	Alexander Robinson, TB	153	703		4.6	6
2009	Alexander Robinson, TB	232	1195	(25)	5.2	6
2010	Alexander Robinson, TB	202	946	(54)	4.7	9
2011	James White, TB	159	743		4.7	8
2012	James White, TB	99	505		5.1	2
2013	Aaron Wimberly, TB	141	567		4.0	2
2014	Aaron Wimberly, TB	147	642		4.4	7
2015	Mike Warren, TB	227	1339	(24)	5.9	5
2016	David Montgomery, TB	109	563		5.2	2
2017	David Montgomery, TB	258	1146	(37)	4.4	11
2018	David Montgomery, TB	257	1216	(23)	4.7	13
2019	Breece Hall, TB	186	897		4.8	9
2020	Breece Hall, TB	279	*1572	(1)	5.6	21
2021	Breece Hall, TB	253	*1472	(6)	5.8	20

(National ranking)
*Led conference

PASSING

Year	Player	A-C-I	Pct.	Yds	#	TD
1943	Howard Tippee	122-56-13	.459	*637	(5)	0
1944	Joe Noble	30-13-0	.433	162		3
1945	(Stats not available)					
1946	Ron Norman	82-33-9	.402	356		2
1947	Ron Norman	110-35-8	.318	504		5
1948	Don Ferguson	71-32-11	.451	367		0
1949	Bill Weeks	176-79-10	.449	*1247	(14)	7
1950	Bill Weeks	220-116-16	.527	*1552	(3)	9
1951	Rich Mann	212-104-17	.491	*1296	(12)	15
1952	Rich Mann	72-36-9	.500	389		3
1953	Bill Plantan	100-57-9	.570	*723		4
1954	John Breckenridge	76-35-7	.461	236		2
1955	John Breckenridge	89-36-9	.404	354		4
1956	Phil Hill	38-14-1	.368	205		3
1957	Dwight Nichols	99-50-7	.505	*751		7
1958	Dwight Nichols	55-26-1	.473	357		0
1959	Dwight Nichols	80-43-5	.538	609		8
1960	Dave Hoppmann	40-17-6	.425	214		3
1961	Dave Hoppmann	91-41-11	.451	718		7
1962	Dave Hoppmann	89-40-6	.449	679		6
1963	Ken Bunte	70-26-6	.371	347		2
1964	Tim Van Galder	105-35-6	.333	354		0
1965	Tim Van Galder	228-100-14	.439	*1418		6
1966	Tim Van Galder	245-124-16	.506	*1645		6
1967	John Warder	196-80-14	.408	949		3
1968	John Warder	201-89-9	.443	1184		7
1969	Obert Tisdale	189-79-10	.418	896		5
1970	Dean Carlson	220-105-16	.477	1391		11
1971	Dean Carlson	253-123-17	.486	1634		12
1972	George Amundson	313-145-20	.463	1957		15
1973	Wayne Stanley	116-49-9	.422	723		8
1974	Wayne Stanley	121-58-12	.479	842		6
1975	Tom Mason	128-42-13	.328	725		4
1976	Wayne Stanley	146-70-6	.479	1084		11
1977	Terry Rubley	130-73-6	.562	904		4
1978	Walter Grant	125-57-4	.456	877		5
1979	Terry Rubley	132-71-9	.538	716		1
1980	John Quinn	153-69-6	.451	835		4
1981	John Quinn	251-140-14	.558	*1576		3
1982	David Archer	244-125-13	.512	1465		5
1983	David Archer	403-234-12	.581	2639		18
1984	Alex Espinoza	262-143-8	.546	1580		10
1985	Alex Espinoza	330-159-13	.482	1704		8
1986	Alex Espinoza	299-153-10	.512	*2023		15

1987	Brett Sadek	229-117-6	.511	1443		7
1988	Bret Oberg	179-99-15	.553	1360		6
1989	Bret Oberg	245-152-9	.620	*2242		9
1990	Chris Pedersen	206-114-7	.553	1601		6
1991	Chris Pedersen	90-46-3	.511	598		2
1992	Bob Utter	86-50-5	.581	712		2
1993	Bob Utter	105-60-9	.571	893		6
1994	Todd Doxzon	90-51-3	.567	745		3
1995	Todd Doxzon	100-58-4	.580	730		4
1996	Todd Doxzon	231-124-9	.537	1498		12
1997	Todd Bandhauer	374-180-9	.481	*2514		20
1998	Todd Bandhauer	355-179-20	.504	2206		14
1999	Sage Rosenfels	235-127-11	.540	1781		10
2000	Sage Rosenfels	333-172-12	.517	2298		8
2001	Seneca Wallace	269-167-9	.621	2044		11
2002	Seneca Wallace	443-244-18	.551	3245		15
2003	Austin Flynn	212-99-10	.467	1238		5
2004	Bret Meyer	290-149-6	.514	1926		10
2005	Bret Meyer	368-227-10	.617	2876		19
2006	Bret Meyer	374-211-12	.564	2546		12
2007	Bret Meyer	382-233-13	.610	2151		9
2008	Austen Arnaud	401-247-10	.616	2792	(23)	15
2009	Austen Arnaud	303-178-13	.587	2015		14
2010	Austen Arnaud	290-171-10	.590	1703		13
2011	Steele Jantz	259-138-11	.533	1519		10
2012	Steele Jantz	269-167-12	.621	1603		13
2013	Sam Richardson	220-121-7	.550	1397		11
2014	Sam Richardson	451-254-9	.563	2669	(52)	18
2015	Sam Richardson	213-128-8	.601	1443		8
2016	Jacob Park	226-133-5	.588	1791		12
2017	Kyle Kempt	243-161-3	.663	1787		15
2018	Brock Purdy	220-146-7	.664	2250		16
2019	Brock Purdy	475-312-9	.657	*3982	(4)	27
2020	Brock Purdy	365-243-9	.666	2750	(13)	19
2021	Brock Purdy	407-292-8	.717	*3188	(26)	19

(National ranking)
*Led conference

RECEIVING

Year	Player, Position	Rec.	Yds.	#	Avg.	TD
1943	Hal Crisler, E	8	139		17.4	2
1944	Dick Howard, RB	7	108		15.4	2
1945	(Stats not available)					
1946	Dean Laun, E	23	*322	(8)	14.0	0
1947	Dean Laun, E	11	246		22.4	2
1948	Dean Laun, E	17	225		13.2	1
1949	Jim Doran, E	34	*688	(14)	20.2	4
1950	Jim Doran, E	42	*651	(3)	15.5	6
1951	Mal Schmidt, E	33	*547		16.6	5
1952	Bob Rohwedder, E	11	167		15.2	1
1953	Gary Lutz, RB	15	249		16.6	3
1954	Mel Wostoupal, E	12	151		12.6	0
1955	Harold Potts, E	14	173		12.4	3
1956	John Scheldrup, E	6	140		23.3	0
1957	Brian Dennis, E	15	252		16.8	3
1958	Gale Gibson, E	9	148		16.4	0
1959	Don Webb, E	24	*309		12.9	2
1960	Don Webb, E	13	203		15.6	2
1961	Dick Limerick, WB	21	*402		*19.1	4
1962	Dick Limerick, WB	17	296		17.4	4
1963	Dick Limerick, WB	24	*339		14.1	4
1964	Tony Baker, FB	6	76		12.7	0
1965	Eppie Barney, E	35	*495		14.1	1
1966	Eppie Barney, E	56	*782		14.0	3
1967	Tom Busch, WB	33	429		13.0	2
1968	Otto Stowe, E	34	421		12.4	1
1969	Otto Stowe, E	39	508		13.0	3
1970	Otto Stowe, E	59	*822	(13)	13.9	6
1971	Keith Krepfle, TE	34	492		14.5	6
1972	Willie Jones, FL	34	606		17.8	5
1973	Keith Krepfle, TE	30	436		14.5	5
1974	Luther Blue, SE	26	450		17.3	4
1975	Forry Smith, SE	31	493		15.9	2
1976	Luther Blue, SE	33	644		19.5	5
1977	Dexter Green, RB	20	168		8.4	0
1978	Stan Hixon, SE	23	446		19.4	2
1979	Mickey Leafblad, E	18	168		9.3	0
1980	Jerry Lorenzen, WR	15	203		13.5	0
1981	Michael Wade, RB	27	343		12.7	0
1982	Frankie Leaks, FL	25	427		17.1	2
1983	Tracy Henderson, WR	81	*1051	(3)	13.0	8
1984	Tracy Henderson, WR	64	*941	(5)	14.7	6
1985	Hughes Suffren, WR	31	433		14.0	4
1986	Robbie Minor, WR	35	592		16.9	4
1987	Dennis Ross, WR	53	673		12.7	4
1988	Dennis Ross, WR	39	506		13.0	3
1989	Steve Lester, WR	46	612		13.3	3
1990	Chris Spencer, WR	31	485		15.6	0
1991	Chris Spencer, WR	25	356		14.2	1
1992	Chris Spencer, WR	26	437		16.8	2
1993	Calvin Branch, HB	16	350		21.9	4
1994	Calvin Branch, HB	19	370		19.5	4
1995	Ed Williams, WR	46	639		13.9	7
1996	Ed Williams, WR	34	491		14.4	3
1997	Ty Watley, WR	50	*827	(44)	16.5	8
1998	Damien Groce, WR	47	640		13.6	7
1999	Chris Anthony, WR	37	432		11.7	1
2000	J.J. Moses, WR	53	775		14.6	4
2001	Lane Danielsen, WR	49	694		14.2	4
2002	Lane Danielsen, WR	63	1073		17.0	3
2003	Lane Danielsen, WR	46	772		16.8	5
2004	Todd Blythe, WR	39	833	(12)	*21.4	9
2005	Todd Blythe, WR	51	1000	(33)	19.6	9
2006	Jon Davis, WR	36	508		14.1	2
2007	Todd Blythe, WR	52	779		15.0	5
2008	R.J. Sumrall, WR	57	750		13.2	7
2009	Marquis Hamilton, WR	50	606		12.1	4
2010	Collin Franklin, TE	54	530		9.8	3
2011	Darius Reynolds, WR	43	695		16.2	7
2012	Josh Lenz, WR	31	459		14.8	6
2013	Quenton Bundrage, WR	48	676		14.1	9
2014	D'Vario Montgomery, WR	44	605		13.8	2
2015	Allen Lazard, WR	56	808		14.4	6
2016	Allen Lazard, WR	69	1018	(29)	14.8	7
2017	Allen Lazard, WR	71	941	(41)	13.3	10
2018	Hakeem Butler, WR	60	1318	(9)	^22.0	9
2019	Deshaunte Jones, WR	76	877		11.5	2
2020	Xavier Hutchinson, WR	*64	771	(26)	12.0	4
2021	Xavier Hutchinson, WR	*83	987	(19)	11.9	5

(National ranking)
*Led conference
^Led conference and ranked third nationally

SCORING

Year	Player, Position	TD	PAT	FG	TP	#
1943	Meredith Warner, RB	3	13-19	0-0	31	
1944	Meredith Warner, RB	3	14-21	0-0	32	
1945	(Stats not available)					
1946	Dick Howard, RB	4	0-0	0-0	24	
1947	Harle Rollinger, T	0	12-15	3-3	21	
1948	Bob Angle, RB	3	0-0	0-0	18	
1949	Bill Chauncey, FB	5	0-0	0-0	30	

1950	Jim Doran, E	6	0-0	0-0	36	
	Bill Weeks, QB	6	0-0	0-0	36	
1951	Stan Cozzi, RB	6	0-0	0-0	36	
1952	Stan Cozzi, RB	4	0-0	0-0	24	
1953	Bill Plantan, QB	5	11-17	0-0	41	
1954	Max Burkett, FB	5	0-0	0-0	30	
1955	Harold Potts, E	3	0-0	0-0	18	
1956	Bob Harden, RB	4	0-0	0-0	24	
1957	Dwight Nichols, TB	4	0-0	0-0	24	
	Terry Ingram, FB	4	0-0	0-0	24	
1958	Bob Harden, RB	7	0-0	0-0	42	
1959	Dwight Nichols, TB	9	0-0	0-0	54	
	Tom Watkins, FB	9	0-0	0-0	54	
1960	Tom Watkins, FB	10	0-0	0-0	60	
1961	Dave Hoppmann, RB	5	0-0	0-0	30	
1962	Dave Hoppmann, TB	11	0-0	0-0	66	(14)
1963	Dick Limerick, WB	5	14-15	5-11	*59	
1964	Tom Vaughn, FB	4	1-1	0-0	25	
1965	Steve Balkovec, K	0	22-24	4-8	34	
1966	Tom Busch, WB	3	16-17	6-10	52	
1967	Vern Skripsky, K	0	11-11	3-7	20	
1968	Jeff Allen, WB	5	0-0	0-0	30	
1969	Vern Skripsky, K	0	17-19	5-11	32	
1970	Reggie Shoemake, K	0	24-27	12-21	60	
1971	George Amundson, TB	15	0-0	0-0	90	
1972	Tom Goedjen, K	0	33-36	10-29	63	
1973	Tom Goedjen, K	0	25-25	15-24	70	
1974	Tom Goedjen, K	0	18-18	14-25	60	
1975	Mike Williams, RB	6	0-0	0-0	36	
1976	Scott Kollman, K	0	42-46	11-17	75	
1977	Dexter Green, RB	15	0-0	0-0	*90	(12)
1978	Dexter Green, RB	11	0-0	0-0	66	
1979	Alex Giffords, K	0	14-16	9-13	41	
1980	Dwayne Crutchfield, TB	11	0-0	0-0	66	
1981	Dwayne Crutchfield, TB	17	+1	0-0	*104	(5)
1982	Alex Giffords, K	0	24-24	15-20	69	
1983	Tracy Henderson, WR	8	+2	0-0	52	
1984	Marc Bachrodt, K	0	16-16	7-20	37	
1985	Rick Frank, K	0	14-15	11-16	47	
1986	Rick Frank, K	0	30-32	11-17	63	
1987	Jeff Shudak, K	0	17-17	20-25	77	
1988	Joe Henderson, RB	10	+1	0-0	62	
1989	Blaise Bryant, RB	19	+3	0-0	*120	(14)
1990	Jeff Shudak, K	0	27-27	19-27	84	
1991	Ty Stewart, K	0	15-16	12-17	51	
1992	Ty Stewart, K	0	27-27	10-16	57	
1993	Ty Stewart, K	0	20-22	11-15	53	
1994	Ty Stewart, K	0	15-18	11-20	48	
1995	Troy Davis, TB	16	0-0	0-0	*96	(12)
1996	Troy Davis, TB	21	0-0	0-0	*126	(2)
1997	Jamie Kohl, K	0	23-24	9-14	50	
1998	Darren Davis, TB	9	0-0	0-0	54	
1999	Darren Davis, TB	16	0-0	0-0	*96	(15)
2000	Sage Rosenfels, QB	10	0-0	0-0	60	
2001	Ennis Haywood, TB	14	0-0	0-0	84	
2002	Adam Benike, K	0	46-48	17-23	97	
2003	Adam Benike, K	0	19-19	6-8	37	
2004	Todd Blythe, WR	9	0-0	0-0	54	
2005	Ryan Kock, FB	13	0-0	0-0	78	
2006	Todd Blythe, WR	8	0-0	0-0	48	
	Bret Culbertson, K	0	24-24	8-11	48	
2007	Bret Culbertson, K	0	26-26	10-18	56	
2008	Grant Mahoney, K	0	33-33	17-25	84	
2009	Grant Mahoney, K	0	26-30	13-20	65	
2010	Alexander Robinson, TB	10	0-0	0-0	60	
2011	Zach Guyer, K	0	29-31	11-16	62	
2012	Edwin Arceo, K	0	37-40	12-18	73	
2013	Cole Netten, K	0	33-34	13-18	72	
2014	Cole Netten, K	0	35-35	11-14	68	
2015	Cole Netten, K	0	35-36	14-19	77	
2016	Cole Netten, K	0	35-37	16-17	83	
2017	Garrett Owens, K	0	45-45	17-22	96	
2018	Connor Assalley, K	0	36-38	16-23	84	
2019	Connor Assalley, K	0	49-51	15-19	94	
2020	Breece Hall, TB	23	0-0	0-0	*138	(3)
2021	Breece Hall, TB	23	0-0	0-0	*138	(2)

*Led conference
(National ranking)
+Denotes 2-point conversion

INTERCEPTIONS

Year	Player, Position	Int.	Yds.	#	TD
1943	Howard Tippee, B	3	9		0
1944	Meredith Warner, RB	3	50		0
1945	(Stats not available)				
1946	Bill Chauncey, FB	2	6		0
1947	Don Ferguson, S	3	16		0
1948	Bill Myers, LB	4	5		0
1949	Jerry McGlynn, HB	4	96		0
1950	Mark Rothacker, HB	3	61		0
1951	George Hess, QB	5	28		0
1952	Bob Mellgren, QB	8	27		0
1953	Max Burkett, RB	1	26		0
1954	Bruce Alexander, HB	1	29		0
	Donn Lorenzen, RB	1	28		0
1955	Jack Hansen, LH	2	36		0
	Mike Reeves, QB	2	5		0
1956	Bob Harden, RB	3	97		0
1957	Dwight Nichols, S	2	5		0
1958	Charles Lamson, TB	3	22		0
	Pete Goeser, TB	3	19		0
1959	Dwight Nichols, S	4	70		0
	Tom Watkins, HB	4	25		0
	Mickey Fitzgerald, HB	4	19		0
1960	Mickey Fitzgerald, HB	2	26		0
1961	John Cooper, TB	4	23		0
1962	Jim Clapper, LB	3	17		0
1963	Dave Hoover, TB	4	39		0
1964	Eppie Barney, HB	2	49		0
	Mike Cox, LB	2	10		0
	Tom Vaughn, S	2	0		0
1965	Larry Carwell, HB	2	15		0
	Cal Lewis, S	2	0		0
1966	Larry Carwell, HB	4	123		0
	Jeff Simonds, HB	4	116		1
1967	Jeff Simonds, S	4	23		0
1968	Tom Hilden, RB	4	0		0
1969	Larry Holton, HB	5	64		0
	Tony Washington, S	5	63		0
1970	Tony Washington, S	6	25		0
1971	John Schweizer, HB	6	28		0
1972	John Schweizer, HB	5	52		1
1973	Barry Hill, S	8*	99	(2)	0
1974	Barry Hill, S	9*	90	(2)	0
1975	Tony Hawkins, HB	2	17		0
	Jerry Jaksich, HB	2	17		0
1976	Jerry Jaksich, HB	3	51		0
	Mike Clemons, HB	3	45		0
	Tom Boskey, LB	3	40		0
	Kevin Hart, HB	3	6		0
1977	Kevin Hart, HB	3	19		0
1978	Mike Schwartz, S	2	0		0

	Larry Crawford, HB	2	0		0
1979	Mike Schwartz, FS	4	12		0
1980	Larry Crawford, CB	4	53		0
1981	Joe Brown, CB	4	31		0
1982	Ronnie Osborne, FS	4	35		0
1983	George Walker, FS	4	22		0
1984	Dennis Gibson, LB	3	32		0
1985	Terrence Anthony, CB	3	38		1
1986	Terrence Anthony, CB	2	35		0
1987	Anthony Hoskins, LB	2	30		1
	Lopez Williams, CB	2	8		0
	Chris Moore, LB	2	3		0
1988	Marcus Robertson, CB	3	30		0
1989	Tim Baker, SS	3	13		0
1990	Shawn Walker, CB	1	25		0
	Mark DouBrava, FS	1	17		0
	Marcus Robertson, CB	1	-4		0
1991	Andrew Buggs, CB	4	3		0
1992	Matt Goodwin, SS	3	86		0
1993	Kevin Lazard, DB	2	4		0
1994	Russell Johnson, CB	2	0		0
1995	Matt Straight, SS	3	34		0
1996	Dawan Anderson, CB	3	84		2
	Mike Lincavage, FS	3	18		0
1997	Dustin Avey, DB	2	94		1
1998	Dawan Anderson, CB	2	0		0
1999	Dustin Avey, DB	2	4		0
2000	Marc Timmons, DB	3	93		1
2001	Adam Runk, DB	4	34		0
2002	Ellis Hobbs, DB	2	0		0
2003	Marc Timmons, DB	2	6		0
	Joe Woodley, LB	2	23		0
2004	Ellis Hobbs, DB	5	117	(16)	1
2005	DeAndre Jackson, CB	5	18	(16)	0
	LaMarcus Hicks, CB	5	44	(16)	1
2006	Chris Singleton, DB	2	5		0
2007	Chris Singleton, DB	4	37		1
2008	Michael Bibbs, LB	2	53		0
	Fred Garrin, LB	2	3		0
	Leonard Johnson, DB	2	3		0
2009	David Sims, DB	5	79	(31)	0
2010	Jake Knott, LB	4	26	(40)	0
2011	Ter'Ran Benton, SS	3	38		0
2012	Durrell Givens, SS	3	50		0
	Jacques Washington, FS	3	26		0
2013	Jeremiah George, LB	2	11		0
	Jacques Washington, FS	2	4		0
2014	Sam E. Richardson, CB	4	22		0
2015	Brian Peavy, CB	2	-1		0
2016	Kamari Cotton-Moya, S	2	48		1
2017	Kamari Cotton-Moya, S	3	54		1
2018	Braxton Lewis, S	3	0		0
2019	Lawrence White, S	2	31		0
2020	Mike Rose, LB	5*	14	(3)	0
2021	Jake Hummel, LB	2	24		1
	Greg Eisworth II, DB	2	18		0
	Isheem Young, DB	2	5		0
	Craig McDonald, DB	2	2		0

(National ranking)
*Led Conference

TACKLES

Year	Player, Position	Total	U-A	#	TFL
1967	Willie Muldrew, DL	107	49-58		-
1968	Steve Powers, LB	109	50-59		-
1969	Mark Withrow, LB	103	40-63		-
1970	Keith Schroeder, LB	161	69-92		-
1971	Keith Schroeder, LB	155	82-73		-
1972	Ted Jornov, DL	144	79-65		-
1973	Ted Jornov, DL	148	69-79		-
1974	Brad Storm, LB	159	83-76		-
1975	Mark Benda, LB	144	68-76		-
1976	Tom Boskey, LB	107	68-39		6-13
1977	Tom Randall, DL	119	43-76		11-48
1978	Chris Boskey, DL	131	50-81		6-25
1979	Mike Leaders, LB	123	64-59		15-62
1980	Mark Carlson, LB	118	59-59		5-18
1981	Chris Washington, LB	168	110-58		5-13
1982	Chris Washington, LB	147	98-49		3-8
1983	Chris Washington, LB	134	68-66		3-9
1984	Jeff Braswell, LB	142	93-49		16-52
1985	Dennis Gibson, LB	96	56-40		7-29
1986	Chris Moore, LB	145	89-56		7-31
1987	Jeff Dole, DB	98	58-40		5-9
	Chris Moore, LB	98	42-56		1-1
1988	Jeff Dole, DB	135	68-67		3-23
1989	Tim Baker, DB	105	52-53		1-1
1990	Mark DouBrava, DB	122	59-63		2-11
1991	Dan Milner, LB	120	72-48		5-10
1992	Malcolm Goodwin, LB	162	98-64		16-44
1993	Jeff Cole, LB	123	80-43		5-19
1994	Tim Sanders, LB	126	51-75		4-7
1995	Matt Straight, DB	117	74-43		4-8
1996	Jeff Waters, DB	107	71-36		1
1997	Michael Cooper, LB	111	71-40		2-7
1998	Jeff Waters, DB	93	57-36		0-0
1999	Jeff Waters, DB	107	71-36		1-9
2000	Reggie Hayward, DL	90	55-35		10-53
2001	Matt Word, LB	108	77-31		10.5-49
2002	Matt Word, LB	139	90-49		8-22
2003	JaMaine Billups, DB	116	86-30		5-15
2004	Steve Paris, DB	83	57-26		4-8
2005	Tim Dobbins, LB	103	48-55	(45)	7.5-22
	Matt Robertson, LB	103	47-56	(45)	2-10
2006	Alvin Bowen	*155	92-63	(2)	5-10
2007	Alvin Bowen	99	67-32		12.5-51
2008	James Smith, DB	85	58-27		1-1
2009	Jesse Smith, LB	*135	71-64	(11)	5-8
2010	Jake Knott, LB	130	69-61	(17)	6-15
2011	A.J. Klein, LB	116	66-50	(32)	7.5-18
2012	A.J. Klein, LB	117	59-58	(38)	3.5-7
2013	Jeremiah George, LB	*133	83-50	(4)	12-42
2014	Kamari Cotton-Moya, DB	77	55-22		2-4
2015	Brian Peavy, DB	82	54-28		3.5-10
2016	Willie Harvey, LB	78	38-40		7.5-24
	Kane Seeley, LB	78	42-36		7-17
2017	Joel Lanning, LB	114	51-63	(37)	11-50
2018	Greg Eisworth II, DB	87	56-31		4-19
2019	Marcel Spears, LB	92	56-36		8-25
2020	Mike Rose, LB	96	54-42	(14)	10.5-30
2021	Jake Hummel, LB	80	39-41		5.5-17

(National ranking)
*Led conference

TOUCHDOWNS

1.	Breece Hall (2019-21)	56
2.	Troy Davis (1994-96)	38
	Dexter Green (1975-78)	38
4.	Blaise Bryant (1989-90)	32
5.	Alexander Robinson (2007-10)	31
	Todd Blythe (2004-07)	31
	Darren Davis (1996-99)	31
	George Amundson (1970-72)	31
9.	Dwayne Crutchfield (1980-81)	28
10.	Ennis Haywood (1998-2001)	27

TOUCHDOWNS RESPONSIBLE

1.	Brock Purdy (2018-21)	100
2.	Bret Meyer (2004-07)	62
3.	Austen Arnaud (2007-10)	57
4.	George Amundson (1970-72)	53
5.	Sam Richardson (2012-15)	52
6.	Breece Hall (2019-21)	50
7.	Todd Bandhauer (1995-98)	43
8.	Seneca Wallace (2001-02)	41
9.	Joel Lanning (2014-17)	37
	Alex Espinoza (1984-86)	37
	Dave Hoppmann (1960-62)	37

RUSHING YARDS

1.	Troy Davis (1994-96)	4,382
2.	Breece Hall (2019-21)	3,941
3.	Darren Davis (1996-99)	3,763
4.	Dexter Green (1975-78)	3,437
5.	Alexander Robinson (2007-10)	3,309
6.	Mike Strachan (1972-74)	3,010
7.	David Montgomery (2016-18)	2,925
8.	Ennis Haywood (1998-2001)	2,862
9.	Joe Henderson (1985-88)	2,717
10.	Stevie Hicks (2003-2006)	2,601

YARDS PER CARRY (MIN. 200 ATT.)

1.	Troy Davis (1994-96)	5.60
2.	Breece Hall (2019-21)	5.48
3.	Buddy Hardeman (1972-76)	5.35
4.	Jim Wingender (1972-75)	5.28
5.	Mike Warren (2015-18)	5.07
6.	Ennis Haywood (1998-2001)	5.00
7.	Mike Williams (1974-76)	4.74
8.	David Montgomery (2016-18)	4.69

RUSHING TOUCHDOWNS

1.	Breece Hall (2019-21)	50
2.	Troy Davis (1994-96)	36
3.	Dexter Green (1975-78)	34
4.	George Amundson (1970-72)	31
	Blaise Bryant (1989-90)	31
6.	Dwayne Crutchfield (1980-81)	28
7.	Alexander Robinson (2007-10)	27
	Ennis Haywood (1998-2001)	27
9.	David Montgomery (2016-18)	26
	Darren Davis (1996-99)	26

100-YARD RUSHING GAMES

1.	Troy Davis (1994-96)	21
2.	Breece Hall (2019-21)	20
3.	Dexter Green (1976-78)	19
4.	David Montgomery (2016-18)	15
	Darren Davis (1996-99)	15
6.	Alexander Robinson (2007-10)	13
	Dwayne Crutchfield (1980-81)	13
8.	Ennis Haywood (1998-2001)	12
9.	five players	10

200-YARD RUSHING GAMES

1.	Troy Davis (1994-96)	9
2.	Darren Davis (1996-99)	6
3.	Ennis Haywood (1998-2001)	3
4.	Blaise Bryant (1989-90)	2
	Dave Hoppmann (1960-62)	2

PASSING YARDS

1.	Brock Purdy (2018-21)	12,170
2.	Bret Meyer (2004-07)	9,499
3.	Austen Arnaud (2007-10)	6,777
4.	Sam Richardson (2012-15)	6,050
5.	Alex Espinoza (1984-86)	5,307
6.	Seneca Wallace (2001-02)	5,289
7.	Todd Bandhauer (1995-98)	5,234
8.	Sage Rosenfels (1997-2000)	4,164
9.	David Archer (1982-83)	4,104
10.	Bret Oberg (1988-89)	3,602

COMPLETIONS

1.	Brock Purdy (2018-21)	993
2.	Bret Meyer (2004-07)	820
3.	Austen Arnaud (2007-10)	616
4.	Sam Richardson (2012-15)	549
5.	Alex Espinoza (1984-86)	455
6.	Seneca Wallace (2001-02)	411
7.	Todd Bandhauer (1995-98)	404
8.	David Archer (1982-83)	359
9.	Sage Rosenfels (1997-2000)	306
10.	Steele Jantz (2011-12)	305

PASS ATTEMPTS

1.	Brock Purdy (2018-21)	1,467
2.	Bret Meyer (2004-07)	1,414
3.	Austen Arnaud (2007-10)	1,031
4.	Sam Richardson (2012-15)	963
5.	Alex Espinoza (1984-86)	891
6.	Todd Bandhauer (1995-98)	826
7.	Seneca Wallace (2001-02)	712
8.	David Archer (1982-83)	647
9.	Sage Rosenfels (1997-2000)	587
10.	Tim Van Galder (1964-66)	578

COMPLETION PCT. (MIN. 200 ATT.)

1.	Brock Purdy (2018-21)	.677
2.	Kyle Kempt (2016-18)	.667
3.	Jacob Park (2016-17)	.601
4.	Austen Arnaud (2007-10)	.597
5.	Bret Oberg (1988-89)	.592
6.	Bob Utter (1990-93)	.583
7.	Bret Meyer (2004-07)	.580
8.	Steele Jantz (2011-12)	.578
9.	Seneca Wallace (2001-02)	.577
10.	Joel Lanning (2014-17)	.571

PASSING EFFICIENCY (MIN. 200 ATT.)

1.	Brock Purdy (2018-21)	151.1
2.	Kyle Kempt (2016-18)	141.4
3.	Jacob Park (2016-17)	137.1
4.	Bret Oberg (1988-89)	130.9
5.	Joel Lanning (2014-17)	130.6
6.	Bob Utter (1990-93)	126.3
7.	Seneca Wallace (2001-02)	124.6
8.	Todd Doxzon (1993-96)	122.9
9.	Dwight Nichols (1957-59)	122.5
10.	Austen Arnaud (2007-10)	121.8

TOUCHDOWN PASSES

1.	Brock Purdy (2018-21)	81
2.	Bret Meyer (2004-07)	50
3.	Sam Richardson (2012-15)	45
4.	Austen Arnaud (2007-10)	42
5.	Todd Bandhauer (1995-98)	40
6.	Alex Espinoza (1984-86)	33
7.	Seneca Wallace (2001-02)	26
8.	Wayne Stanley (1972-76)	25
9.	Steele Jantz (2011-12)	23
	David Archer (1982-83)	23
	Dean Carlson (1970-71)	23

300-YARD PASSING GAMES

1.	Brock Purdy (2018-21)	14
2.	Bret Meyer (2004-07)	5
3.	Jacob Park (2016-17)	4
	Seneca Wallace (2001-02)	4
5.	Sam Richardson (2012-15)	3
	Austen Arnaud (2007-10)	3
	Sage Rosenfels (1997-2000)	3
8.	four players	2

CONS. GAMES WITH A TD PASS

1.	Brock Purdy, 8/31/19-11/30/19	12
2.	Brock Purdy, 9/26/20-1/2/21	11
3.	Todd Bandhauer, 8/30/97-11/15/97	10
	David Archer, 9/17/83-11/19/83	10
5.	Sam Richardson, 9/6/14-11/29/14	9
6.	Kyle Kempt, 10/7/17-12/30/17	8
	Sam Richardson, 11/17/12-10/12/13	8
	Todd Doxzon, 11/18/95-10/26/96	8
9.	three players	7

CONS. PASSES WITHOUT AN INT.

1.	Kyle Kempt (2017-18)	160
2.	Brock Purdy (2021)	159
3.	Bret Meyer (2005)	155
4.	Sam Richardson (2014)	143
5.	Todd Bandhauer (1997)	141
6.	David Archer (1983)	134
7.	Austen Arnaud (2009)	133
8.	Joel Lanning (2016-17)	125
9.	Brock Purdy (2020)	117
10.	Sam Richardson (2014)	115

RECEPTIONS

1.	Allen Lazard, (2014-17)	241
2.	Deshaunte Jones (2016-19)	184
3.	Todd Blythe (2004-07)	176
4.	Charlie Kolar (2018-21)	168
5.	Lane Danielsen (2000-03)	163
6.	R.J. Sumrall (2005-08)	156
7.	Tracy Henderson (1982-84)	150
8.	Xavier Hutchinson (2020-)	147
9.	Ed Williams (1994-97)	132
	Otto Stowe (1968-70)	132

CAREER RECORDS

RECEIVING YARDS

1.	Allen Lazard, (2014-17)	3,360
2.	Todd Blythe (2004-07)	3,096
3.	Lane Danielsen (2000-03)	2,690
4.	Charlie Kolar (2018-21)	2,181
5.	Hakeem Butler (2016-18)	2,149
6.	Deshaunte Jones (2016-19)	2,052
7.	Tracy Henderson (1982-84)	2,048
8.	Ed Williams (1994-97)	1,850
9.	R.J. Sumrall (2005-08)	1,805
10.	Xavier Hutchinson (2020-)	1,758

100-YARD RECEIVING GAMES

1.	Allen Lazard (2014-17)	12
2.	Hakeem Butler (2016-18)	8
	Tracy Henderson (1982-84)	8
	Lane Danielsen (2000-03)	8
	Todd Blythe (2004-07)	8
6.	Xavier Hutchinson (2020-)	6
7.	Jim Doran (1949-50)	5
	Jack Whitver (2000-03)	5
9.	Deshaunte Jones (2016-19)	4
	Dick Limerick (1961-63)	4
	Otto Stowe (1968-70)	4
	Ed Williams (1995-97)	4
	J.J. Moses (1997-2000)	4
	R.J. Sumrall (2005-08)	4

TOUCHDOWN CATCHES

1.	Todd Blythe (2004-07)	31
2.	Allen Lazard (2014-17)	26
3.	Charlie Kolar (2018-21)	23
4.	Hakeem Butler (2016-18)	18
5.	Quenton Bundrage (2012-15)	15
	Ed Williams (1994-97)	15
	Keith Krepfle (1971-73)	15
8.	Lane Danielsen (2000-03)	14
	Tracy Henderson (1982-84)	14
10.	Deshaunte Jones (2016-19)	12
	Willie Jones (1971-73)	12
	Dick Limerick (1961-63)	12

YARDS PER RECEPTION (MIN. 50 REC.)

1.	Hakeem Butler (2016-18)	19.5
2.	Luther Blue (1974-76)	18.4
3.	Willie Jones (1971-73)	18.0
4.	Jim Doran (1948-50)	17.8
5.	Todd Blythe (2004-07)	17.6
6.	Dick Limerick (1961-63)	16.7
7.	Ike Harris (1971-73)	16.6
8.	Lane Danielsen (2000-03)	16.5
9.	Ty Watley (1996-97)	16.2
10.	Craig Campbell (1999-2001)	15.9

CONS. GAMES WITH A RECEPTION

1.	Allen Lazard (2014-17)	48
2.	Charlie Kolar (2019-21)	36
3.	Deshaunte Jones (2016-18)	32
4.	Hakeem Butler (2016-18)	28
5.	Xavier Hutchinson (2020-)	25
6.	Otto Stowe (1968-70)	23
7.	E.J. Bibbs (2013-14)	22
	Tracy Henderson (1983-84)	22
9.	Ty Watley (1996-97)	21
10.	Eppie Barney (1965-66)	20
	Chris Anthony (1999-2000)	20

TOTAL OFFENSE

1.	Brock Purdy (2018-21)	13,347
2.	Bret Meyer (2004-07)	10,422
3.	Austen Arnaud (2007-10)	8,044
4.	Sam Richardson (2012-15)	7,072
5.	Seneca Wallace (2001-02)	6,201
6.	Alex Espinoza (1984-86)	5,018
7.	Sage Rosenfels (1997-2000)	4,824
8.	George Amundson (1970-72)	4,798
9.	Todd Bandhauer (1995-98)	4,763
10.	Troy Davis (1994-96)	4,382

KICKOFF RETURN AVG. (20 RETURNS)

1.	Kene Nwangwu (2016-20)	26.85
2.	Luther Blue (1974-76)	26.47
3.	Aaron Wimberly (2013-14)	26.45
4.	Tom Vaughn (1962-64)	25.36
5.	Tom Busch (1965-67)	24.74
6.	Jarvis West (2011-14)	24.73
7.	Leonard Johnson (2008-11)	24.62
8.	Jeff Allen (1968-70)	24.50
9.	Ray Hardee (1975-78)	24.38
10.	Willie Jones (1971-73)	24.15

PUNT RETURN AVG. (20 RETURNS)

1.	James McMillion (1991-93)	15.91
2.	Ryan Baum (2003-06)	14.27
3.	Tom Vaughn (1962-64)	13.83
4.	Trever Ryen (2015-17)	13.37
5.	Tony Washington (1968-70)	11.62
6.	Dick Limerick (1961-63)	11.35
7.	Tarique Milton (2018-21)	10.68
8.	John Schweizer (1970-72)	10.53
9.	Allen Lazard (2014-17)	10.14
10.	Larry Carwell (1964-66)	10.13

PUNT RETURNS FOR TOUCHDOWNS

1.	James McMillion (1991-93)	3
2.	Trever Ryen (2015-17)	2
	Todd Miller (2002-04)	2
	Tom Elliott (1968-69)	2

SPECIAL TEAMS TOUCHDOWNS

1.	James McMillion (1989-93)	3
	Tom Vaughn (1962-64)	3
3.	Trever Ryen (2015-17)	2
	Jarvis West (2011-14)	2
	Todd Miller (2002-04)	2
	Luther Blue (1974-76)	2
	Willie Jones (1971-73)	2
	Tom Elliott (1968-69)	2
	Don Ferguson (1947-49)	2
	Dick Howard (1943-46)	2

ALL-PURPOSE YARDS

1.	Troy Davis (1994-96)	5,177
2.	Darren Davis (1996-99)	5,008
3.	Breece Hall (2019-21)	4,675
4.	Alexander Robinson (2007-10)	4,114
5.	Dexter Green (1975-78)	4,065
6.	Allen Lazard (2014-17)	3,573
7.	David Montgomery (2016-18)	3,507
8.	Ennis Haywood (1998-2001)	3,468
9.	Mike Strachan (1972-74)	3,393
10.	Kene Nwangwu (2016-20)	3,271

SCORING

1.	Breece Hall (2019-21)	336
2.	Cole Netten (2013-2016)	300
3.	Connor Assalley (2018-21)	292
4.	Jeff Shudak (1987-90)	266
5.	Troy Davis (1994-96)	228
	Dexter Green (1975-78)	228
7.	Jamie Kohl (1995-98)	217
8.	Bret Culbertson (2004-07)	214
	Alex Giffords (1979-82)	214
10.	Grant Mahoney (2008-11)	210

INTERCEPTIONS

1.	Barry Hill (1972-74)	21
2.	Tony Washington (1968-70)	14
3.	John Schweizer (1970-72)	12
4.	Everett Kischer (1936-38)	11
5.	Don Ferguson (1947-49)	10
6.	Ellis Hobbs (2001-04)	9
	Joe Brown (1978-81)	9
	Larry Crawford (1977-80)	9
	Jeff Simonds (1966-68)	9
10.	Jake Knott (2009-12)	8
	Marc Timmons (2000-03)	8
	Andrew Buggs (1988-92)	8
	Mike Schwartz (1976-79)	8

TACKLES

1.	Chris Washington (1980-83)	457
2.	Keith Schroeder (1969-71)	386
3.	Ted Jornov (1971-73)	378
4.	A.J. Klein (2009-12)	361
5.	Jake Knott (2009-12)	347
6.	Brad Storm (1972-74)	341
7.	Shamus McDonough (1979-82)	335
8.	Mark DouBrava (1989-92)	334
	Larry Hunt (1971-73)	334
10.	James Reed (1997-2000)	333

SACKS

1.	Will McDonald IV (2018-)	29.0
2.	JaQuan Bailey (2016-20)	25.5
	Shawn Moorehead (2004-06)	18.5
4.	Brent Curvey (2003-07)	17.0
5.	Reggie Hayward (1998-2000)	16.5
6.	Nick Leaders (2002-05)	15.0
	Enyi Uwazurike (2017-21)	15.0
8.	James Reed (1997-2000)	14.0
	Lester Williams (1982-85)	14.0
10.	Willie Harvey (2015-18)	12.5
	Tyson Smith (2001-04)	12.5

TACKLES FOR LOSS (SINCE 1976)

1.	JaQuan Bailey (2016-20)	44.5
2.	Mike Rose (2018-21)	41.0
3.	Will McDonald IV (2018-)	34.5
	Enyi Uwazurike (2017-21)	34.5
5.	Nick Leaders (2002-05)	34.0
	Lester Williams (1982-85)	34.0
	Mike Stensrud (1974-78)	34.0
8.	Brent Curvey (2003-06)	32.5
9.	Willie Harvey (2015-18)	31.0
	James Reed (1997-2000)	31.0

FORCED FUMBLES (SINCE 1973)

1.	Jake Knott (2009-12)	10
2.	Will McDonald IV (2018-)	9
	Marcus Robertson (1987-90)	9
	Rick White (1976-78)	9
	Mike Stensrud (1974-78)	9
6.	Jeff Dole (1985-88)	8
	Dennis Gibson (1983-86)	8
8.	Malcolm Goodwin (1990-92)	7.5

FUMBLE RECOVERIES (SINCE 1965)

1.	Otis Rodgers (1975-76)	9
	Rick Howe (1972-74)	9
	Matt Blair (1971-73)	9
4.	Leonard Johnson (2008-11)	8
	Ron Osborne (1980-82)	8

PUNTING AVERAGE

1.	Marc Harris (1993-96)	43.1
2.	Kirby Van Der Kamp (2010-13)	42.4
3.	Tony Yelk (2001-05)	42.3
4.	Rick Blaboli (1975-77)	41.6
5.	Rick Frank (1985-86)	41.4
6.	Mike Brandtner (2006-09)	40.7
7.	Joe Rivera (2018-20)	40.6
8.	Scott Bradley (1973-74)	40.5
9.	Colin Downing (2014-17)	40.4
	Jon Schnoor (1990-92)	40.4

EXTRA POINTS MADE

1.	Connor Assalley (2018-21)	148
2.	Cole Netten (2013-16)	138
3.	Jamie Kohl (1995-98)	106
4.	Bret Culbertson (2004-07)	100
5.	Grant Mahoney (2008-11)	93
6.	Jeff Shudak (1987-90)	92
7.	Alex Giffords (1979-82)	85
8.	Scott Kollman (1975-77)	83
9.	Ty Stewart (1991-94)	77
10.	Tom Goedjen (1972-74)	76

EXTRA POINTS ATTEMPTED

1.	Connor Assalley (2018-21)	154
2.	Cole Netten (2013-16)	142
3.	Jamie Kohl (1995-98)	113
4.	Grant Mahoney (2008-11)	100
	Bret Culbertson (2004-07)	100
6.	Jeff Shudak (1987-90)	95
7.	Alex Giffords (1979-82)	89
	Scott Kollman (1975-77)	89
9.	Ty Stewart (1991-94)	83
10.	Tom Goedjen (1972-74)	79

FIELD GOALS MADE

1.	Jeff Shudak (1987-90)	58
2.	Cole Netten (2013-16)	54
3.	Connor Assalley (2018-21)	48
4.	Ty Stewart (1991-94)	44
5.	Alex Giffords (1979-82)	43
6.	Grant Mahoney (2008-11)	39
	Tom Goedjen (1972-74)	39
8.	Bret Culbertson (2004-07)	38
9.	Jamie Kohl (1995-98)	37
10.	Adam Benike (2002-03)	23

FIELD GOALS ATTEMPTED

1.	Jeff Shudak (1987-90)	79
2.	Tom Goedjen (1972-74)	78
3.	Cole Netten (2013-16)	68
	Ty Stewart (1991-94)	68
	Alex Giffords (1979-82)	68
6.	Grant Mahoney (2008-11)	66
7.	Connor Assalley (2018-21)	65
8.	Jamie Kohl (1995-98)	59
9.	Bret Culbertson (2004-07)	55
10.	Reggie Shoemake (1970-71)	34

FIELD GOAL PCT. (MIN. 25 ATT.)

1.	Cole Netten (2013-16)	79.4
2.	Adam Benike (2002-03)	74.2
3.	Connor Assalley (2018-21)	73.8
4.	Jeff Shudak (1987-90)	73.4
5.	Bret Culbertson (2004-07)	69.1
6.	Rick Frank (1985-86)	66.7
7.	Ty Stewart (1991-94)	64.7
8.	Alex Giffords (1979-82)	63.2
9.	Jamie Kohl (1995-98)	62.7
10.	Reggie Shoemake (1970-71)	61.8

TOTAL KICKS MADE

1.	Connor Assalley (2018-21)	196
2.	Cole Netten (2013-16)	192
3.	Jeff Shudak (1987-90)	150
4.	Jamie Kohl (1995-98)	143
5.	Bret Culbertson (2004-07)	138
6.	Grant Mahoney (2008-11)	132
7.	Alex Giffords (1979-82)	128
8.	Ty Stewart (1991-94)	121
9.	Tom Goedjen (1972-74)	115
10.	Scott Kollman (1975-77)	99

TOTAL KICKS ATTEMPTED

1.	Connor Assalley (2018-21)	219
2.	Cole Netten (2013-16)	210
3.	Jeff Shudak (1987-90)	174
4.	Jamie Kohl (1995-98)	172
5.	Grant Mahoney (2008-11)	166
6.	Alex Giffords (1979-82)	157
	Tom Goedjen (1972-74)	157
8.	Bret Culbertson (2004-07)	155
9.	Ty Stewart (1991-94)	151
10.	Scott Kollman (1975-77)	121

KICKING POINTS

1.	Cole Netten (2013-16)	300
2.	Connor Assalley (2018-21)	292
3.	Jeff Shudak (1987-90)	266
4.	Jamie Kohl (1995-98)	217
5.	Bret Culbertson (2004-07)	214
	Alex Giffords (1979-82)	214
7.	Grant Mahoney (2008-11)	210
8.	Ty Stewart (1991-94)	209
9.	Tom Goedjen (1972-74)	193
10.	Adam Benike (2002-03)	134

RECEPTIONS BY A TIGHT END

1.	Charlie Kolar (2018-21)	168
2.	Keith Krepfle (1971-73)	94
3.	Collin Franklin (2007-10)	87
4.	E.J. Bibbs (2013-14)	84
5.	Mike Busch (1986-89)	78
6.	Chase Allen (2017-21)	74
7.	Derrick Catlett (2006-09)	70
8.	Mike Banks (1998-2001)	59
9.	Jeff Wodka (1982-85)	53
10.	Ben Barkema (2004-07)	52

RECEIVING YARDS BY A TIGHT END

1.	Charlie Kolar (2018-21)	2,181
2.	Keith Krepfle (1971-73)	1,378
3.	Mike Busch (1986-89)	1,061
4.	Collin Franklin (2007-10)	980
5.	E.J. Bibbs (2013-14)	844
6.	Chase Allen (2017-21)	810
7.	Derrick Catlett (2006-09)	643
8.	Mike Banks (1998-2001)	584
9.	Guy Preston (1977-78)	567
10.	Ben Barkema (2004-07)	566

RECEPTIONS BY A RUNNING BACK

1.	Jason Jacobs (1982-83)	84
2.	Alexander Robinson (2007-10)	83
3.	Breece Hall (2019-21)	82
4.	Tommy Davis (1981-84)	80
5.	Darren Davis (1996-99)	74
6.	David Montgomery (2016-18)	71
7.	Ennis Haywood (1998-2001)	60
8.	James White (2010-13)	53
9.	Dexter Green (1975-78)	51
10.	Andrew Jackson (1985-86)	50

RUSHING YARDS BY A QB

1.	Buddy Hardeman (1973-76)	1,536
2.	Austen Arnaud (2007-10)	1,267
3.	Brock Purdy (2018-21)	1,177
4.	Todd Doxzon (1993-96)	1,045
5.	Sam Richardson (2012-15)	1,022
6.	Joel Lanning (2014-17)	983
7.	Bret Meyer (2004-07)	923

RUSHING TOUCHDOWNS BY A QB

1.	Brock Purdy (2018-21)	19
2.	Joel Lanning (2014-17)	17
3.	Austen Arnaud (2007-10)	15
	Seneca Wallace (2001-02)	15
5.	Sage Rosenfels (1997-2000)	14
	Todd Doxzon (1993-96)	14
	Buddy Hardeman (1973-76)	14
8.	Bret Meyer (2004-07)	12
9.	Dean Carlson (1970-71)	11
10.	Wayne Stanley (1972-76)	10
	Bill Weeks (1948-50)	10

STARTS

1.	Mike Rose (2018-21)	49
	JaQuan Bailey (2016-20)	49
3.	Julian Good-Jones (2016-19)	48
	Bret Meyer (2004-07)	48
	Todd Blythe (2004-07)	48
6.	Brian Peavy (2015-18)	47
	Tom Farniok (2011-14)	47

GAMES PLAYED

1.	Jake Hummel (2017-21)	63
2.	Enyi Uwazurike (2017-21)	60
3.	Chase Allen (2-17-21)	59
4.	JaQuan Bailey (2016-20)	54

TEAM GAME RECORDS

MOST POINTS

87 1904 vs. Simpson
81 1906 vs. Cornell (Iowa)
72 2019 vs. Louisiana-Monroe
69 1980 vs. Colorado State
69 1914 vs. Cornell (Iowa)
66 2016 vs. Texas Tech

MOST OPPONENT POINTS

77 1997 at Nebraska
73 1995 at Nebraska
72 1983 at Nebraska
71 2013 at Baylor
68 2010 vs. Utah

MOST POINTS VS. LEAGUE OPP.

66 2016 vs. Texas Tech
59 2021 vs. Kansas
57 1962 vs. Colorado
55 1972 vs. Kansas State
54 1971 vs. Oklahoma State
52 2020 at Kansas
52 2013 vs. West Virginia (3OT)

MARGIN OF VICTORY VS. LEAGUE OPP.

56 2016 vs. Texas Tech (66-10)
54 1971 vs. Oklahoma St. (54-0)
52 2021 vs. Kansas (59-7)
48 1943 vs. Kansas State (48-0)
45 2020 vs. Kansas State (45-0)
45 2017 vs. Kansas (45-0)
42 2002 vs. Kansas (45-3)
42 2001 vs. Kansas (49-7)

MOST FIRST DOWNS

35 1990 vs. UNI (W, 35-6)
35 1983 at Kansas State (W, 49-27)
35 1971 vs. Oklahoma State (W, 54-0)
34 2014 vs. Toledo (W, 37-30)
34 2008 vs. Texas A&M (L, 35-49)

FEWEST FIRST DOWNS

1 1951 at Marquette (T, 6-6)
4 1964 at Oklahoma (L, 0-30)
4 1956 vs. Oklahoma (L, 0-40)
5 2002 at Oklahoma (L, 3-49)
5 1988 vs. Baylor (L, 0-35)
5 1987 vs. Oklahoma (L, 3-56)
5 1984 vs. Nebraska (L, 0-44)
5 1969 at Kansas State (L, 7-34)
5 1963 at Oklahoma (L, 14-24)
5 1956 at Missouri (L, 0-34)
5 1952 at Missouri (L, 0-19)
5 1947 at Michigan State (L, 0-20)
5 1946 vs. Oklahoma (L, 0-63)

FEWEST FIRST DOWNS ALLOWED

2 1947 vs. Nebraska (L, 7-14)
3 1963 vs. Missouri (L, 0-7)
4 1969 vs. Brigham Young (W, 10-0)
4 1963 at Colorado (W, 19-7)
4 1949 vs. Nebraska (L, 0-7)
4 1947 vs. Kansas State (W, 14-0)
4 1947 at Oklahoma (L, 9-27)
5 2017 vs. Kansas (W, 45-0)

MOST FIRST DOWNS ALLOWED

45 2003 at Texas Tech (L, 21-52)
41 2014 vs. Oklahoma (L, 14-59)
37 2011 at Baylor (L, 26-49)
37 2010 at Oklahoma (L, 0-52)
37 1998 at Kansas State (L, 7-52)
37 1995 at Nebraska (L, 14-73)

MOST RUSHING ATTEMPTS

79 1973 vs. Idaho (W, 48-0)
77 1982 vs. Kent State (W, 44-7)
76 1952 vs. Drake (W, 55-7)
75 1980 vs. Louisiana Monroe (W, 42-7)
74 1977 at Kansas State (W, 22-15)
74 1977 at Nebraska (W, 24-21)

FEWEST RUSHING ATTEMPTS

15 2017 vs. Texas (L, 17-7)
17 1998 at Kansas State (L, 7-52)
18 2008 at Baylor (L, 10-38)
19 2019 vs. Iowa (L, 17-18)
21 1997 vs. Oklahoma State (L, 14-21)
22 2012 at Oklahoma State (L, 10-31)
22 1961 vs. Nebraska (L, 13-16)
22 1952 at Missouri (L, 0-19)

FEWEST OPPONENT RUSHING ATT.

14 1982 at Colorado (W, 31-14)
17 2007 at Texas Tech (L, 17-42)
18 2020 vs. Oregon (W, 34-17)
18 2011 vs. Oklahoma State (W, 37-31)
18 2001 vs. Oklahoma State (W, 31-28)
18 1980 vs. Louisiana Monroe (W, 42-7)
18 1971 at San Diego State (W, 48-31)

MOST OPPONENT RUSHING ATT.

87 1965 at Oklahoma (L, 20-24)
84 1971 at Oklahoma (L, 12-43)
83 1985 at Nebraska (L, 0-49)
77 1969 at Oklahoma (L, 14-37)
76 1972 vs. Oklahoma (L, 6-20)
76 1971 vs. Colorado (L, 14-24)
76 1970 vs. Nebraska (L, 29-54)

MOST RUSHING YARDS

586 1995 vs. UNLV (W, 57-30)
449 1980 vs. Colorado State (W, 69-0)
434 1999 vs. Indiana State (W, 33-7)
428 1979 vs. Bowling Green (W, 38-10)
417 1949 vs. Dubuque (W, 64-0)

FEWEST RUSHING YARDS

-11 1997 vs. Iowa (L, 20-63)
-11 1986 at Iowa (L, 7-43)
-7 1981 vs. Oklahoma State (L, 7-27)
-6 2010 at Colorado (L, 14-34)
-5 1967 at Nebraska (L, 0-12)

FEWEST OPP. RUSHING YARDS

-16 1984 at Colorado (L, 21-23)
-13 1970 at San Diego State (W, 28-22)
-12 1971 vs. Idaho (W, 24-7)
-7 1982 vs. Kent State (W, 44-7)
3 1980 vs. Louisiana Monroe (W, 42-7)
3 1965 vs. Pacific (W, 38-13)
8 1999 at UNLV (W, 24-0)

MOST OPPONENT RUSHING YARDS

624 1995 at Nebraska (L, 14-73)
604 1987 at Nebraska (L, 3-42)
566 1988 vs. Nebraska (L, 16-51)
557 1990 vs. Nebraska (L, 13-45)
542 1985 at Oklahoma (L, 14-59)

MOST RUSHING TOUCHDOWNS

8 1995 vs. UNLV (W, 57-30)
8 1980 vs. Colorado State (W, 69-0)
6 2016 vs. Texas Tech (W, 66-10)
6 2002 vs. Kansas (W, 45-3)
6 2001 vs. Northern Iowa (W, 45-0)
6 1991 vs. Eastern Illinois (W, 42-13)
6 1977 vs. Kansas (W, 41-3)
6 1976 vs. Kansas State (W, 45-14)
6 1959 at South Dakota (W, 41-6)
6 1952 vs. Drake (W, 55-7)
6 1949 vs. Dubuque (W, 64-0)

MOST RUSHING TDS ALLOWED

9 1997 at Nebraska (L, 14-77)
8 1995 at Nebraska (L, 14-73)
8 1946 vs. Oklahoma (L, 0-63)
7 1987 vs. Oklahoma (L, 3-56)
7 1985 at Oklahoma (L, 14-59)
7 1983 at Nebraska (L, 29-72)
7 1955 at Oklahoma (L, 0-52)

MOST PASS ATTEMPTS

63 2019 vs. Oklahoma State (L, 27-34)
62 1998 at Texas (L, 33-54)
60 2011 vs. Oklahoma State (W, 37-31)
55 2014 at Texas (L, 45-48)
54 2012 vs. Baylor (W, 35-21)
54 2008 vs. Missouri (L, 20-52)
54 1997 vs. Iowa (L, 20-63)

FEWEST PASS ATTEMPTS

0 1960 at Oklahoma State (W, 13-6)
0 1951 at Marquette (T, 6-6)
2 1960 at Nebraska (W, 10-7)
3 1963 at Oklahoma (L, 14-24)
3 1961 at Oklahoma (W, 21-15)
3 1961 vs. Oklahoma State (W, 14-7)
3 1959 vs. Nebraska (W, 18-6)

FEWEST OPP. PASS ATTEMPTS

1 1949 vs. Nebraska (L, 0-7)
2 1980 vs. Oklahoma (L, 7-42)
2 1960 at Missouri (L, 8-34)
2 1959 at Oklahoma (L, 12-35)
2 1957 vs. Kansas State (L, 10-14)
2 1947 vs. Nebraska (L, 7-14)
2 1946 vs. Northern Iowa (W, 20-18)

MOST OPPONENT PASS ATTEMPTS

78 2003 at Texas Tech (L, 21-52)
62 2010 vs. Texas Tech (W, 52-38)
59 1972 vs. Kansas State (W, 55-22)
58 2011 vs. Oklahoma State (W, 37-31)
57 2018 vs. Texas Tech (W, 40-31)
57 2010 at Texas (W, 28-21)

MOST COMPLETIONS

39 2019 vs. Oklahoma State (L, 27-34)
37 2014 vs. Toledo (W, 37-30)
36 2014 at Texas (L, 45-48)
36 2012 vs. Baylor (W, 35-21)
36 2008 vs. Missouri (L, 20-52)

MOST COMPLETIONS ALLOWED

52 2003 at Texas Tech (L, 21-52)
42 2011 vs. Oklahoma State (W, 37-31 2ot)
42 2010 vs. Texas Tech (W, 52-38)
40 2019 at Texas Tech (W, 34-24)
40 2007 at Texas Tech (L, 17-42)
39 2015 at Texas Tech (L, 31-66)
39 2006 vs. Toledo (W, 45-43 3ot)

MOST INTERCEPTIONS THROWN

6 1988 at Colorado (L, 12-24)
6 1952 at Illinois (L, 7-33)
6 1947 vs. Missouri (L, 7-26)
5 eight times

MOST INT. THROWN BY OPPONENT

10 1944 vs. Gustavus Aldolphus (W, 49-0)
7 1976 vs. Utah (W, 44-14)
7 1952 vs. Drake (W, 55-7)
6 2001 vs. UNI (W, 45-0)
6 1968 at Kansas State (W, 23-14)
6 1958 at Arizona (W, 14-0)

MOST PASSING YARDS

462 2008 at Kansas State (L, 30-36)
444 2019 vs. Louisiana-Monroe (W, 72-20)
437 1998 at Texas (L, 33-54)
425 2002 vs. Missouri (W, 42-35)
407 1989 vs. Oklahoma (L, 40-43)
401 2008 vs. Texas A&M (L, 35-49)

MOST PASSING YARDS ALLOWED

535 2003 at Texas Tech (L, 21-52)
525 2014 at TCU (L, 3-55)
515 2015 at Texas Tech (L, 31-66)
476 2011 vs. Oklahoma State (W, 37-31 2ot)
460 2007 vs. Texas Tech (L, 17-42)

HIGHEST PASSER RATING

380 1993 vs. Northern Illinois (W, 54-10)
317 1974 vs. New Mexico (W, 27-3)
281 1976 vs. Drake (W, 58-14)
280 1976 vs. Air Force (W, 41-6)
272 1980 vs. Colorado State (W, 69-0)

MOST PASSING TOUCHDOWNS

6 1976 at Air Force (W, 41-6)
5 2019 at Oklahoma (L, 41-42)
5 2016 vs. San Jose State (W, 44-10)
5 2012 vs. Baylor (W, 35-21)
5 1998 at Texas (L, 33-54)

OPP. PASSING TOUCHDOWNS

6 2006 vs. Texas Tech (L, 26-42)
6 2015 at Texas Tech (L, 31-66)
5 2017 vs. Iowa (L, 41-44 OT)
5 2016 vs. West Virginia (L, 19-49)
5 2014 at TCU (L, 3-55)
5 2010 vs. Texas Tech (W, 52-38)
5 2008 at Oklahoma State (L, 17-59)
5 2007 at Kansas (L, 7-45)
5 2003 vs. Oklahoma (L, 7-53)
5 1996 at Colorado (L, 42-49)
5 1984 at Iowa (L, 21-59)

MOST TOTAL PLAYS

102 2012 vs. Baylor (W, 35-21)
102 2007 at Nebraska (L, 17-35)
101 2011 vs. Oklahoma State (W, 37-31)
101 1982 vs. Kent State (W, 44-7)
101 1973 vs. Idaho (W, 48-0)

FEWEST TOTAL PLAYS

37 1961 vs. Oklahoma State (W, 14-7)
39 1952 at Missouri (L, 0-19)
40 1964 at Missouri (L, 0-10)
42 1960 vs. Colorado (L, 6-21)
43 1960 at Oklahoma State (W, 13-6)

FEWEST OPPONENT PLAYS

34 1947 vs. Kansas State (W, 14-0)
35 1949 vs. Nebraska (L, 0-7)
35 1947 vs. Nebraska (L, 7-14)
38 1960 at Kansas State (W, 20-7)
40 1954 vs. Kansas (W, 33-6)

MOST OPPONENT TOTAL PLAYS

111 2003 at Texas Tech (L, 21-52)
103 1970 vs. Nebraska (L, 29-54)
102 2014 Oklahoma (L, 14-59)
101 2013 at Texas Tech (L, 35-42)
97 2014 Baylor (L, 28-49)

MOST TOTAL YARDS

714 2019 vs. Louisiana-Monroe (W, 72-20)
668 1949 vs. Dubuque (W, 64-0)
648 1995 vs. UNLV (W, 57-30)
626 2008 at Kansas State (L, 30-38)
618 1980 vs. Colorado State (W, 69-0)
609 1989 vs. Oklahoma (L, 40-43)

FEWEST TOTAL YARDS

5 1951 at Marquette (T, 6-6)
46 1947 at Michigan State (L, 0-20)
53 1984 vs. Nebraska (L, 0-44)
60 2002 at Oklahoma (L, 3-49)
67 1986 vs. Oklahoma (L, 0-38)
67 1969 at Kansas State (L, 7-34)

FEWEST TOTAL YARDS ALLOWED

43 1969 vs. Brigham Young (W, 10-0)
59 1963 vs. Missouri (L, 0-7)
62 1947 vs. Nebraska (L, 7-14)
70 1958 vs. Drake (W, 33-0)
78 1964 vs. Drake (W, 25-0)

MOST TOTAL YARDS ALLOWED

776 2015 at Texas Tech (L, 31-66)
776 1995 at Nebraska (L, 14-73)
775 2003 at Texas Tech (L, 21-52)
751 2014 vs. Oklahoma (L, 14-59)
722 2014 at TCU (L, 3-55)

MOST SACKS (SINCE 1985)

7 2018 Oklahoma State (W, 48-42)
7 2018 West Virginia (W, 30-14)
7 1997 Baylor (W, 24-17)
7 1986 Indiana State (W, 64-9)
6 2020 TCU (W, 37-34)
6 2017 Memphis (W, 21-20)
6 2017 Akron (W, 41-14)
6 2015 UNI (W, 31-7)
6 2005 TCU (L, 24-27)
6 1998 Iowa (W, 27-9)
6 1988 Kansas State (W, 16-7)
6 1986 Wyoming (W, 21-10)

MOST TFL (SINCE 1985)

16 2018 Oklahoma State (W, 48-42)
15 1986 Missouri (W, 37-14)
13 2015 UNI (W, 31-7)
12 1997 Kansas (L, 24-34)
11 2020 Kansas (W, 52-22)
11 2017 Akron (W, 41-14)
11 2016 UNI (L, 20-25)
11 2005 Illinois State (W, 32-21)
11 2004 UNI (W, 23-0)
11 2003 Colorado (L, 10-44)
11 2001 Kansas State (L, 3-42)

FUMBLES RECOVERED (SINCE 1951)

7 1971 Oklahoma (L, 12-43)
7 1958 Oklahoma (L, 0-20)
6 1976 Nebraska (W, 37-28)
6 1975 Oklahoma (L, 7-39)
6 1973 Idaho (W, 48-0)
6 1972 Nebraska (T, 23-23)
6 1968 Arizona (L, 12-21)
6 1955 Kansas (T, 7-7)
6 1954 Kansas State (L, 7-12)

TURNOVERS FORCED (SINCE 1951)

12 1952 Drake (W, 55-7)
10 1976 Utah (W, 44-14)
8 2009 Nebraska (W, 9-7)
8 1973 Idaho (W, 48-0)
8 1972 Nebraska (T, 23-23)
8 1968 Kansas State (W, 23-14)

TEAM SEASON BESTS

RUSHING YARDS
1. 2,970 in 1976
2. 2,667 in 1993
3. 2,615 in 1996
4. 2,610 in 1980
5. 2,550 in 1972
6. 2,513 in 1995
7. 2,503 in 1973
8. 2,490 in 1978
9. 2,482 in 1977
10. 2,410 in 1989

RUSHING YARDS PER GAME
1. 270.0 in 1976
2. 242.5 in 1993
3. 237.7 in 1996
4. 237.3 in 1980
5. 234.7 in 1960
6. 234.6 in 1962
7. 233.0 in 1975
8. 228.9 in 1959
9. 228.5 in 1995
10. 228.0 in 1992

RUSHING TOUCHDOWNS
1. 31 in 2020
2. 30 in 1989
   30 in 2002
4. 27 in 2000
   27 in 1976
6. 26 in 2001
   26 in 1977
   26 in 1971
9. 25 in 2021
   25 in 1996
   25 in 1959

PASSING YARDS
1. 4,047 in 2019
2. 3,548 in 2017
3. 3,430 in 2021
4. 3,308 in 2002
5. 3,132 in 2018
6. 3,106 in 2016
7. 2,981 in 2014
8. 2,981 in 2008
9. 2,896 in 2020
10. 2,876 in 2005

PASSING YARDS PER GAME
1. 311.3 in 2019
2. 272.9 in 2017
3. 263.8 in 2021
4. 258.8 in 2016
5. 248.4 in 2014
6. 248.4 in 2008
7. 247.0 in 1983
8. 241.3 in 2020
9. 240.9 in 2018
10. 239.7 in 2005

TOUCHDOWN PASSES
1. 29 in 2019
2. 28 in 2012
3. 27 in 2017
4. 22 in 2021
5. 21 in 2016
   21 in 2014
7. 20 in 2020
   20 in 2018
   20 in 1997
   20 in 1976

FIRST DOWNS
1. 298 in 2019
2. 280 in 2021
3. 278 in 2002
4. 274 in 2017
5. 273 in 2020
   273 in 2011
7. 261 in 1976
8. 257 in 2015
9. 256 in 2012
   256 in 2014

TOTAL PLAYS
1. 1,022 in 2011
2. 1,008 in 2002
3. 923 in 2012
4. 912 in 2014
5. 909 in 2015
6. 904 in 2017
7. 903 in 2013
8. 896 in 2019
   896 in 2009
   896 in 2007

TOTAL OFFENSE
1. 5,776 in 2019
2. 5,519 in 2021
3. 5,338 in 2002
4. 5,236 in 2020
5. 5,059 in 2016
6. 5,025 in 2011
7. 5,018 in 2017
8. 4,900 in 2015
9. 4,836 in 1976
10. 4,823 in 2018

YARDS PER GAME
1. 444.3 in 2019
2. 439.6 in 1976
3. 436.3 in 2020
4. 427.9 in 1989
5. 424.5 in 2021
   424.5 in 2000
7. 421.6 in 2016
8. 408.3 in 2015
9. 395.0 in 1972
10. 386.8 in 2008

YARDS PER PLAY
1. 6.45 in 2019
2. 6.4 in 2021
3. 6.3 in 2020
4. 6.1 in 1989
5. 5.9 in 2000
   5.9 in 2016
7. 5.8 in 2018
8. 5.6 in 2017
   5.6 in 1999
10. 5.5 in 2008

TOUCHDOWNS
1. 53 in 2019
2. 51 in 2020
3. 50 in 2002
4. 49 in 1976
5. 48 in 2021
6. 47 in 2017
7. 43 in 1971
8. 42 in 2018
   42 in 2005
10. 41 in 2012

FIELD GOALS MADE
1. 24 in 2021
2. 20 in 1987
3. 19 in 1990
4. 18 in 2002
5. 17 in 2019
   17 in 2017
   17 in 2008
8. 16 in 2018
   16 in 2016
10. 15 in 1982

POINTS SCORED
1. 418 in 2019
2. 407 in 2021
3. 404 in 2002
4. 395 in 2020
5. 380 in 2017
6. 369 in 1976
7. 348 in 2018
8. 339 in 2005
9. 332 in 2016
10. 322 in 1971

POINTS PER GAME
1. 33.5 in 1976
2. 32.9 in 2020
3. 32.2 in 2019
4. 31.3 in 2021
5. 29.2 in 2017
   29.2 in 1971
7. 29.0 in 1972
8. 28.9 in 2002
9. 28.5 in 1996
10. 27.8 in 2000

SACKS
1. 33 in 2021
   33 in 2018
3. 32 in 1998
4. 31 in 2002
5. 30 in 2015
6. 29 in 2020
   29 in 1986
8. 28 in 2019
9. 27 in 2005
10. 26 in 2017

TACKLES FOR LOSS
1. 96 in 2017
2. 88 in 2018
3. 85 in 2021
   85 in 2019
5. 84 in 1999
6. 82 in 2020
7. 80 in 2016
8. 78 in 2003
9. 74 in 2015
10. 73 in 2004

INTERCEPTIONS
1. 23 in 1972
   23 in 1971
3. 22 in 1976
   22 in 2005
5. 20 in 2002
   20 in 2000
   20 in 1973
   20 in 1969
   20 in 1950
   20 in 1948

FEWEST TURNOVERS
1. 10 in 2017
2. 14 in 2021
   14 in 2020
   14 in 2001
   14 in 1958
6. 15 in 2005
7. 16 in 2019
   16 in 2016

FEWEST FUMBLES LOST
1. 1 in 2017
2. 2 in 2001
3. 4 in 1998
4. 5 in 2021
   5 in 2020

LARGEST HOME CROWDS

1. 61,500, 12 times

LARGEST ROAD CROWDS

1. 102,498 at Texas, 2018
2. 100,142 at Texas, 2010
3. 100,018 at Texas, 2012
4. 96,851 at Texas, 2016
5. 92,017 at Texas, 2014
6. 90,201 at Tennessee, 1982
7. 88,872 at Texas, 2006
8. 86,172 at Texas A&M, 2005
9. 86,019 at Oklahoma, 2017
10. 85,938 at Nebraska, 2009

HOME SEASON ATTENDANCE BESTS (AVG.)

1. 60,704 in 2021
2. 59,794 in 2019
3. 57,931 in 2017
4. 56,519 in 2015
5. 56,010 in 2018
6. 55,361 in 2013
7. 55,274 in 2012
8. 53,647 in 2011
9. 52,557 in 2016
10. 52,197 in 2014

RECORD CROWDS VS. BIG 12 OPP.

Baylor
Home: 53,860 (2018)
Road: 46,825 (2013)
Kansas
Home: 60,446 (2021)
Road: 51,050 (2007)
Kansas State
Home: 56,800 (2012)
Road: 53,297 (2015)
Oklahoma
Home: 58,479 (2018)
Road: 86,019 (2017)
Oklahoma State
Home: 61,500 (2017, 2019, 2021)
Road: 53,239 (2016)
Texas
Home: 61,500 (2021)
Road: 102,498 (2018)
TCU
Home: 59,553 (2019)
Road: 45,242 (2014)
Texas Tech
Home: 57,908 (2018)
Road: 59,260 (2011)
West Virginia
Home: 56,629 (2018)
Road: 55,831 (2017)

CLYDE WILLIAMS FIELD

Year	Home Att.	Home Avg.	Season Att.	Season Avg.
1968	122,261	24,452	297,427	29,743
1969	127,352	25,470	341,441	34,144
1970	110,185	27,537	355,315	32,301
1971	139,042	27,805	402,273	33,539
1972	166,106	33,221	431,061	35,922
1973	158,482	31,696	430,179	39,107
1974	162,456	32,419	403,101	36,646

MIDAMERICAN ENERGY FIELD AT JACK TRICE STADIUM

Year	Record	Home Att.	Home Avg.	Season Att.	Season Avg.
1975	1-4	198,869	39,774	448,385	40,763
1976	5-1	245,885	40,981	464,996	42,272
1977	5-1	264,362	44,060	541,111	45,093
1978	3-2	246,024	49,205	537,567	44,797
1979	2-4	272,732	45,455	577,120	52,465
1980	4-2	300,584	50,097	536,049	48,731
1981	5-2	353,800	50,114	577,265	52,473
1982	2-3	259,531	51,906	583,547	53,049
1983	3-4	344,943	49,278	561,742	51,067
1984	2-2-1	246,868	49,374	506,652	46,059
1985	4-4	346,062	43,258	514,689	46,699
1986	4-2	234,974	39,162	434,529	39,478
1987	2-4	240,990	40,165	424,638	38,603
1988	3-3	262,413	43,736	496,414	45,129
1989	2-4	264,141	44,023	461,906	41,991
1990	3-2-1	265,627	44,271	509,523	46,320
1991	1-4-1	249,935	41,656	475,495	43,227
1992	4-2	225,490	37,582	454,586	41,326
1993	3-3	213,303	35,551	443,955	40,360
1994	0-6	212,760	35,460	465,153	42,287
1995	3-4	262,187	37,455	449,143	40,831
1996	2-4	260,224	43,371	498,571	45,325
1997	1-4	182,433	36,487	467,390	42,490
1998	2-4	211,085	35,181	514,823	46,802
1999	2-4	233,578	38,930	467,240	42,476
2000	4-2	252,122	42,020	491,499	44,682
2001	4-2	271,034	45,172	542,868	49,352
2002	6-1	307,728	43,961	720,207	51,443
2003	2-5	313,757	44,822	550,038	45,836
2004	4-2	249,106	41,518	524,420	43,701
2005	5-1	280,232	46,705	603,972	50,331
2006	4-3	323,197	46,171	654,691	54,558
2007	3-4	346,233	49,462	597,149	49,762
2008	2-4	284,571	47,429	545,695	45,475
2009	4-2	277,453	46,242	556,063	42,774
2010	4-3	317,767	45,395	653,708	54,475
2011	4-2	321,880	53,647	695,010	53,462
2012	3-4	386,917	55,274	698,299	53,715
2013	1-5	332,165	55,361	627,547	52,296
2014	1-6	365,377	52,197	659,117	54,926
2015	3-3	339,113	56,519	642,958	53,580
2016	2-5	367,899	52,557	657,450	54,788
2017	3-3	347,586	57,931	716,765	55,135
2018	6-1	392,072	56,010	735,697	56,592
2019	5-2	418,561	59,794	744,550	57,273
2020*	5-1	55,017	9,170	126,467	10,539
2021	5-1	364,221	60,704	704,823	54,217
47 Seasons	**148-141 (.512)**	**13,312,808**	**46,065**	**25,861,482**	**47,021**

*Attendances limited due to COVID-19 pandemic

MIDAMERICAN ENERGY FIELD AT JACK TRICE STADIUM RECORDS

INDIVIDUAL RECORDS

Most Yards Rushing
378, Troy Davis vs. Missouri, 1996

Most Passing Yards
476, Brandon Weeden, Oklahoma St., 2011

Most Touchdown Passes
6, Graham Harrell, Texas Tech, 2006

Most Receptions
16, Marcus Harris, Wyoming, 1996

Most Yards Receiving
223, Marcus Harris, Wyoming, 1996

Most Yards Total Offense
510, Brock Purdy vs. Louisiana-Monroe, 2019
510, Trevone Boykin, TCU, 2015

Most Touchdowns Scored
5, Joel Lanning vs. Texas Tech, 2016
5, Troy Davis vs. UNI, 1996
5, Troy Davis vs. UNLV, 1995
5, Joe Henderson vs. Kansas, 1988

Most Touchdowns Pass/Run
6, Brock Purdy vs. Louisiana-Monroe, 2019
6, Bret Oberg vs. Oklahoma, 1989
6, Graham Harrell, Texas Tech, 2006

Most Field Goals
5, Bret Culbertson vs. Iowa, 2007
5, Jeff Shudak vs. Missouri, 1990

Most Points Scored
30, Joel Lanning vs. Texas Tech, 2016
30, Troy Davis vs. UNI, 1996
30, Troy Davis vs. UNLV, 1995
30, Joe Henderson vs. Kansas, 1988

TEAM RECORDS

Most Yards Rushing
586 vs. UNLV, 1995

Most Yards Passing
476, Oklahoma State, 2011

Most Yards Total Offense
751, Oklahoma, 2014

Most Points
72 vs. Louisiana-Monroe, 2019

LONGEST PLAYS

Rushing
91*, Graston Norris vs. UNLV, 1995
87, Byron Coston, Rice, 1994

Passing
97*, Sam Richardson to Quenton Bundrage, vs. Texas, 2013
90*, Jammal Lord to Ross Pilkington, Nebraska, 2002
90*, Todd Doxzon to Ed Williams vs. Oklahoma, 1995
90*, Eric Moore to P.J. Mills, Oklahoma, 1995

Punt
80, Judge Johnston vs. Nebraska, 1988
80, Doug Myers vs. Nebraska, 1982

Punt Return
94*, David Allen, Kansas State, 1999

Kickoff Return
100*, Reggie Dunn, Utah, 2010
100*, Mark Bradley, Oklahoma, 2003
98*, DeVondrick Nealy, vs. TCU, 2013
97*, Kene Nwangwu vs. West Virginia, 2016
95*, Chris Smith, Louisiana, 2020
95*, Luther Blue vs. Nebraska, 1976
94*, Kevontae Turpin, TCU, 2017

Field Goal
62, Dave Lawson, Air Force, 1975

Interception Return
94*, Jeremy Reeves vs. UNI, 2010
94*, Dustin Avey vs. Colorado, 1997

*Scored touchdown



The addition of the Sukup End Zone Club in 2015 increased MidAmerican Energy Field at Jack Trice Stadium capacity to 61,500, making it the Big 12 Conference's third-largest stadium.

LARGEST COMEBACK VICTORIES

Def.	Opponent	Score	Time	Final
24	at West Virginia (2013)	7-31	9:05 (2nd)	52-44(3OT)
21	Colorado (2007)	0-21	0:25 (2nd)	31-28
21	at Missouri (1989)	0-21	5:06 (2nd)	35-21
18	Northern Iowa (1946)	0-18	Halftime	20-18
17	Kansas State (2018)	21-38	12:27 (4th)	42-38
17	Northern Iowa (1987)	21-38	End of 3rd	39-38
17	Oklahoma State (2011)	7-24	12:33 (3rd)	37-31(2OT)
17	Drake (1984)	0-17	13:40 (3rd)	21-17
17	at Iowa (2002)	7-24	Halftime	36-31
17	Colorado State (1983)	0-17	14:22 (2nd)	21-17
15	at Kansas State (1983)	12-27	10:21 (3rd)	49-27
14	Baylor (2020)	10-24	12:06 (3rd)	38-31
14	at Oklahoma (2017)	10-24	2:43 (3rd)	38-31
14	at Kansas State (2004)	9-23	14:17 (4th)	37-23
14	Kansas (1983)	21-35	End of 3rd	38-35
14	Northern Illinois (2004)	20-34	7:05 (3rd)	48-41
14	at Missouri (1999)	0-14	7:15 (2nd)	24-21
14	at Kansas (1989)	0-14	3:15 (1st)	24-20

LARGEST 4TH-Q COMEBACK VICTORIES (SINCE 1960)

Def.	Opponent	Score	Time	Final
17	Kansas State (2018)	21-38	12:27	42-38
17	at West Virginia (2013)	21-38	13:42	52-44(3OT)
17	Northern Iowa (1987)	21-38	11:00	39-38
14	at Kansas State (2004)	9-23	14:17	37-23
14	Kansas (1983)	21-35	15:00	38-35
11	Kansas State (1993)	6-17	15:00	27-23
11	at Oklahoma (1990)	20-31	15:00	33-31
10	at Rice (1991)	17-27	8:52	28-27
10	at Kansas (1986)	0-10	15:00	13-10
10	Drake (1984)	7-17	13:10	21-17
10	Colorado State (1983)	7-17	9:44	21-17

LAST-MINUTE FIELD GOALS TO WIN OR TIE

2019- Connor Assalley vs. Texas (36 yards, 0:00)
2014- Cole Netten vs. Iowa (42 yards, 0:02)
2007- Bret Culbertson vs. Iowa (28 yards, 0:01)
1991- Ty Stewart vs. Rice (40 yards, 0:32)
1990- Jeff Shudak vs. Kansas (53 yards, 0:18)
1990- Jeff Shudak vs. Missouri (36 yards, 0:14)
1987- Jeff Shudak vs. Kansas State (39 yards, 0:46)
1986- Rick Frank vs. Kansas (33 yards, 0:05)
1985- Rick Frank vs. Vanderbilt (34 yards, 0:03)
1983- Marc Bachrodt vs. Kansas (47 yards, 0:03)

MOST POINTS IN A HALF

48 1980 vs Colorado State (1st)
45 2019 vs Louisiana-Monroe (2nd)
45 2016 vs Texas Tech (1st)
38 2021 vs. Kansas (1st)
38 2001 vs Northern Iowa (1st)
38 2012 at Kansas (1st)
37 1983 at Kansas State (2nd)
37 1993 vs Northern Illinois (2nd)
37 1995 vs UNLV (1st)
37 2002 vs Tennessee Tech (1st)

MOST POINTS , FIRST HALF

48 1980 vs Colorado State
45 2019 vs Louisiana-Monroe
45 2016 vs Texas Tech
38 2021 vs. Kansas
38 2001 vs Northern Iowa
38 2012 at Kansas

MOST POINTS , SECOND HALF

37 1983 at Kansas State
37 1993 vs Northern Illinois
35 1986 vs Indiana State
34 four times, 2017 vs. Iowa most recent

MOST POINTS IN A QUARTER

31 2016 vs Texas Tech (2nd)
29 1983 at Kansas State (4th)
28 eight times, 2021 vs Kansas most recent
27 1980 vs Colorado State (2nd)

MOST POINTS, FIRST QUARTER

28 2021 vs Kansas
26 1971 vs Oklahoma State
24 1973 vs Idaho
21 9 times, 2011 at Texas Tech

MOST POINTS, SECOND QUARTER

31 2016 vs Texas Tech
28 2020 vs Kansas State
28 2015 at Kansas State
28 1969 at Illinois
28 2012 at Kansas
27 1980 vs Colorado State
24 2010 vs Texas Tech

MOST POINTS, THIRD QUARTER

28 1986 vs Indiana State
28 1993 vs Northern Illinois
24 1962 vs Colorado
23 2002 at Iowa

MOST POINTS, FOURTH QUARTER

29 1983 at Kansas State
28 2004 at Kansas State
28 2010 vs Texas Tech
24 2019 vs Louisiana-Monroe
24 1995 vs Ohio
24 2013 at West Virginia

OVERTIME RECORDS

Overall: 5-9
Home: 4-4
Road: 1-5
Single OT: 0-7
Double OT: 1-2
Triple OT: 4-0



Allen Lazard's touchdown catch in the final moments at Oklahoma in 2017 capped off an incredible comeback victory.

RECORD VS. RANKED OPPONENTS

IOWA STATE VS. AP TOP 25 TEAMS

No. 1	0-10
No. 2	1-9
No. 3	1-16-1
No. 4	1-12
No. 5	0-8-1
No. 6	1-10
No. 7	3-14
No. 8	3-2
No. 9	2-10
No. 10	0-10
No. 11	0-4
No. 12	0-11
No. 13	0-7
No. 14	1-13
No. 15	1-5
No. 16	1-11
No. 17	0-6
No. 18	3-6
No. 19	2-11
No. 20	2-5
No. 21	0-5
No. 22	3-2
No. 23	0-3
No. 24	0-1
No. 25	2-5
Totals	**27-196-2**

*vs. teams ranked in the AP Top 25 at kickoff

Record vs. Top 25 At Home
16-90-1

Record vs. Top 25 At Opponents' Field
10-99-1

Record vs. Top 25 At Neutral Sites
1-7

WINS OR TIES VS. TOP 25 OPPONENTS

No. 2
Iowa State 37, Oklahoma St. 31 (2OT)- Ames in 2011

No. 3
Iowa State 23, Nebraska 23- Ames in 1972
Iowa State 38, Oklahoma 31- Norman in 2017

No. 4
Iowa State 14, TCU 7- Ames in 2017

No. 5
Iowa State 7, Oklahoma 7- Norman in 1981

No. 6
Iowa State 30, West Virginia 14- Ames in 2018

No. 7
Iowa State 21, Missouri 17- Columbia in 1976
Iowa State 15, Oklahoma State 10- Ames in 1985
Iowa State 19, Nebraska 10- Ames in 1992

No. 8
Iowa State 34, Missouri 13- Ames in 1981
Iowa State 23, Iowa 3- Ames in 2005
Iowa State 24, Oklahoma State 21- Ames in 2021

No. 9
Iowa State 37, Nebraska 28- Ames in 1976
Iowa State 24, Nebraska 21- Lincoln in 1977

No. 14
Iowa State 17, Missouri 7- Ames in 1973

No. 15
Iowa State 37, TCU 23- Ft. Worth in 2012

No. 16
Iowa State 33, Oklahoma 31- Norman in 1990

No. 18
Iowa State 28, Oklahoma State 12- Ames in 1973
Iowa State 27, Kansas State 23- Ames in 1993
Iowa State 37, Oklahoma 30- Ames in 2020

No. 19
Iowa State 41, Texas Tech 7- Lubbock in 2011
Iowa State 21, Memphis 20- Memphis in 2017

No. 20
Iowa State 36, Nebraska 14- Ames in 2002
Iowa State 23, Texas 20- Austin in 2020

No. 22
Iowa State 30, Colorado 16- Ames in 2005
Iowa State 28, Texas 21- Austin in 2010
Iowa State 23, Texas 21- Ames in 2019

No. 25
Iowa State 48, Oklahoma State 42- Stillwater in 2018
Iowa State 34, Oregon 17- Glendale, Ariz., in 2020



Jeff Woody scores the game-winning touchdown in the second overtime to help Iowa State defeat No. 2 Oklahoma State, 37-31, on Nov. 18, 2011. It's the highest-ranking team the Cyclones have defeated in school history.

OFFENSE - INDIVIDUAL

Rushing Attempts
ISU: 34, Breece Hall vs. Oregon, 2021 Fiesta Bowl
Opp: 34, Curtis Dickey, Texas A&M, 1978 Hall of Fame Bowl

Rushing Yards
ISU: 172, Dexter Green vs. N.C. State, 1977 Peach Bowl
Opp: 276, Curtis Dickey, Texas A&M, 1978 Hall of Fame Bowl

Rushing Touchdowns
ISU: 2, twice
Opp: 3, twice

Longest Rush
ISU: 43, Ennis Haywood vs. Alabama, 2001 Independence Bowl
Opp: 84*, Tony Jones Jr., Notre Dame, 2019 Camping World Bowl

Pass Attempts
ISU: 42, Seneca Wallace vs. Alabama, 2001 Independence Bowl
Opp: 49, Gardner Minshew, Washington St., 2018 Alamo Bowl

Pass Completions
ISU: 25, Seneca Wallace vs. Alabama, 2001 Independence Bowl
Opp: 35, Gardner Minshew, Washington St., 2018 Alamo Bowl

Passing Yards
ISU: 315, Brock Purdy vs. Washington St., 2018 Alamo Bowl
Opp: 347, John Turman, Pittsburgh, 2000 Insight.com Bowl

Passing Touchowns
ISU: 3, Bret Meyer vs. TCU, 2005 EV1.net Bowl
Opp: 3, Jim Stevens, Georgia Tech, 1972 Liberty Bowl

Pass Interceptions Thrown
ISU: 2, seven times
Opp: 1, 10 times



Dexter Green rushed for 172 yards vs. N.C. State in the 1977 Peach Bowl to set the school record for most rushing yards in a bowl game.

Receptions
ISU: 10, Allen Lazard vs. Memphis, 2017 Liberty Bowl
Opp: 7, five times

Receiving Yards
ISU: 192, Hakeem Butler vs. Washington St., 2018 Alamo Bowl
Opp: 165, Andy Hamilton, LSU, 1971 Sun Bowl

Receiving Touchdowns
ISU: 2, Todd Blythe vs. TCU, 2005 EV1.net Bowl;
Chris Anthony vs. Pittsburgh, 2000 Insight.com Bowl;
Ike Harris vs. Georgia Tech, 1972 Liberty Bowl
Opp: 2, Antonio Bryant, Pittsburgh, 2000 Insight.com Bowl

Longest Reception
ISU: 69*, Ernst Brun vs. Tulsa, 2012 Liberty Bowl
Opp: 86*, by Brandon Coleman, Rutgers, 2011 Pinstripe Bowl

Total Offense
ISU: 361, Brock Purdy vs. Washington St., 2018 Alamo Bowl
Opp: 364, John Turman, Pittsburgh, 2000 Insight.com Bowl

Points Scored
ISU: 12, Breece Hall vs. Oregon, 2021 Fiesta Bowl;
Brock Purdy vs. Oregon, 2021 Fiesta Bowl;
Brock Purdy vs. Washington St., 2018 Alamo Bowl;
Todd Blythe vs. TCU, 2005 EV1.net Bowl;
Chris Anthony vs. Pittsburgh, 2000 Insight.com Bowl;
Ike Harris vs. Georgia Tech, 1972 Liberty Bowl;
Opp: 18, twice

DEFENSE - INDIVIDUAL

Total Tackles
ISU: 19, A.J. Klein vs. Tulsa, 2012 Liberty Bowl
Opp: 15, Kim Royston, Minnesota, 2009 Insight Bowl;
Ramon Walker, Pittsburgh, 2000 Insight.com Bowl

Tackles For Loss (Since 1977)
ISU: 5, Jason Berryman vs. TCU, 2005 EV1.net Bowl
Opp: 4, twice

Sacks (Since 2000)
ISU: 5, Jason Berryman vs. TCU, 2005 EV1.net Bowl
Opp: 3, twice

Fumbles Forced
ISU: 1, eleven times
Opp: 1, ten times

Fumbles Recovered
ISU: 2, O'Rien Vance vs. Oregon, 2021 Fiesta Bowl;
Nik Moser vs. TCU, 2005 EV1.net Bowl
Opp: 2, Lloyd Frye, LSU, 1971 Sun Bowl

Interceptions
ISU: 1, 10 times
Opp: 2, Kyle Theret, Minnesota, 2009 Insight Bowl

SPECIAL TEAMS - INDIVIDUAL

Punt Returns
ISU: 4, Todd Miller vs. Boise State, 2002 Humanitarian Bowl
Opp: 5, Tim Gilligan, Boise State, 2002 Humanitarian Bowl

BOWL GAME RECORDS

Punt Return Yards
ISU: 72, JaMaine Billups vs. Pittsburgh, 2000 Insight.com Bowl
Opp: 76, Cory Rodgers, TCU, 2005 EV1.net Bowl

Longest Punt Return
ISU: 72*, JaMaine Billups vs. Pittsburgh, 2000 Insight.com Bowl
Opp: 44, Ryne Robinson, Miami (Ohio), 2004 Independence Bowl

Kickoff Returns
ISU: 5, Willie Jones vs. Georgia Tech, 1972 Liberty Bowl
Opp: 6, Torrie Cox, Pittsburgh, 2000 Insight.com Bowl

Kickoff Return Yards
ISU: 166, Willie Jones vs. Georgia Tech, 1972 Liberty Bowl
Opp: 107, Kris Hutson, Oregon, 2021 Fiesta Bowl

Longest Kickoff Return
ISU: 93*, Willie Jones vs. Georgia Tech, 1972 Liberty Bowl
Opp: 46, Brock Forsey, Boise State, 2002 Humanitarian Bowl

Punts
ISU: 9, Doug Keown vs. LSU, 1971 Sun Bowl
Opp: 8, three times

Punt Yards
ISU: 337, Troy Blankenship vs. TCU, 2005 EV1.net Bowl
Opp: 363, Mike Wafzig, Miami (Ohio), 2004 Independence Bowl

Punt Average
ISU: 47.3, Tony Yelk vs. Alabama, 2001 Independence Bowl
Opp: 49.7, Justin Doerner, Rutgers, 2011 Pinstripe Bowl

Field Goals Made
ISU: 3, Connor Assalley vs. Notre Dame, 2019 Camping World Bowl
Opp: 4, Jonathan Doerer, Notre Dame, 2019 Camping World Bowl

Field Goals Attempted
ISU: 5, Tony Yelk vs. Alabama, 2001 Independence Bowl
Opp: 4, Jonathan Doerer, Notre Dame, 2019 Camping World Bowl

Longest Field Goal
ISU: 50, Connor Assalley vs. Washington St., 2018 Alamo Bowl
Opp: 51, B.T. Potter, Clemson, 2021 Cheez-it Bowl

Blocked Kicks
ISU: 1, Anthony Forrest vs. Boise State, 2002 Humanitarian Bowl; Tim Dobbins vs. Miami (Ohio), 2004 Independence Bowl
Opp: 1, three times

*Touchdown



JaMaine Billups owns the school record for longest punt return in a bowl game with a 72-yard return for a TD in the 2000 Insight.com Bowl.

OFFENSE - TEAM

Most Points Scored
ISU: 37 vs. Pittsburgh, 2000 Insight.com Bowl
Opp: 34, Boise State, 2002 Humanitarian Bowl

Most Points Scored, Quarter
ISU: 21 vs. Oregon (2Q), 2021 Fiesta Bowl
Opp: 14, three times

Most Points Scored, Half
ISU: 28 vs. Oregon (1H), 2021 Fiesta Bowl
Opp: 27, two times

Rushing Attempts
ISU: 59 vs. Miami (Ohio), 2004 Independence Bowl
Opp: 60, Tulsa, 2012 Liberty Bowl

Rushing Yards
ISU: 295 vs. Miami (Ohio), 2004 Independence Bowl
Opp: 322, Texas A&M, 1978 Hall of Fame Bowl

Rushing Touchdowns
ISU: 3, twice
Opp: 4, twice

Pass Attempts
ISU: 42, twice
Opp: 49, Washington State, 2018 Alamo Bowl

Pass Completions
ISU: 25 vs. Alabama, 2001 Independence Bowl
Opp: 35, Washington State, 2018 Alamo Bowl

Passing Yards
ISU: 315 vs. Washington St., 2018 Alamo Bowl
Opp: 347, Pittsburgh, 2000 Insight.com Bowl



Sage Rosenfels was named offensive MVP of the 2000 Insight.com Bowl after throwing for 308 yards.

Passing Touchowns
ISU: 3 vs. TCU, 2005 EV1.net Bowl
Opp: 3, twice

First Downs
ISU: 27 vs. N.C. State, 1977 Peach Bowl
Opp: 23, twice

Total Offense
ISU: 515 vs. Washington State, 2018 Alamo Bowl
Opp: 491, Pittsburgh, 2000 Insight.com Bowl

DEFENSE - TEAM

Fewest Points Allowed
ISU: 13 vs. Minnesota, 2009 Insight Bowl;
vs. Miami (Ohio), 2004 Independence Bowl
Opp: 9, Notre Dame, 2019 Camping World Bowl

Sacks (Since 2000)
ISU: 6 vs. Memphis, 2017 Liberty Bowl;
vs. TCU, 2005 EV1.net Bowl
Opp: 5, twice

Fumbles Forced
ISU: 5 vs. Georgia Tech, 1972 Liberty Bowl
Opp: 5, LSU, 1971 Sun Bowl

Fumbles Recovered
ISU: 3 vs. Oregon, 2021 Fiesta Bowl
Opp: 4, LSU, 1971 EV1.net Bowl

Interceptions
ISU: 1, 10 times
Opp: 2, eight times

Special Teams

Punts
ISU: 9 vs. LSU, 1971 Sun Bowl
Opp: 8, twice

Punt Average
ISU: 44.0 vs. Memphis, 2017 Liberty Bowl
Opp: 49.7, Rutgers, 2011 Insight Bowl

MISCELLANEOUS

Attendance
High: 60,675 in 2018 Alamo Bowl vs. Washington State



Ernst Brun's 69-yard touchdown reception in the 2012 Liberty Bowl is the longest catch by a Cyclone in a bowl game.

ALL-TIME RESULTS

1892 (1-0-1)
Head Coach: Ira C. Brownlie
Captain: Ira C. Brownlie

Date	Opponent	Result
	STATE CENTER	T, 6-6
	DES MOINES Y	W, 30-0

1893 (0-3)
Head Coach: W.F. Finney
Captain: Ed Mellinger

Date	Opponent	Result
	GRINNELL	L, 6-36
	CORNELL	L, 6-14
	GRINNELL	L, 2-6

1894 (5-1)
Head Coach: Bert German
Captain: Bert German

Date	Opponent	Result
S2	*Fort Dodge	W, 46-0
S3	at Des Moines Y	W, 18-4
S29	at Grinnell	L, 6-12
O1	at Iowa	W, 16-8
O13	at Simpson	W, 28-0
N9	PANORA	W, 66-0

*at Webster City

1895 (3-3)
Head Coach: Glenn "Pop" Warner
Captain: Ed Mellinger

Date	Opponent	Result
S15	*at Butte AC	L, 10-12
S28	at Northwestern	W, 36-0
S30	at Wisconsin	L, 6-12
O12	at Sioux City Athletics	W, 6-0
O19	at Minnesota	L, 0-24
O28	at Iowa	W, 24-0

*at Butte, Mont.

1896 (8-2)
Coaches: Glenn "Pop" Warner, Bert German
Captain: James W. Wilson

Date	Opponent	Result
S4	*Iowa Falls	W, 46-0
S5	*Cornell	W, 50-0
O2	at Missouri	W, 12-0
O17	*at Des Moines Y	W, 24-16
O24	at Minnesota	L, 6-18
O30	SIMPSON	W, 44-0
N7	#Grinnell	W, 40-0
N19	at Nebraska	L, 4-12
N21	at Des Moines Y	W, 15-0
N28	at Eldora	W, 62-0

*at Eldora; #at Des Moines

1897 (3-1)
Coaches: Glenn "Pop" Warner, Bert German
Captain: none

Date	Opponent	Result
O8	NEBRASKA	W, 10-0
O 23	at Minnesota	W, 12-10
O30	at Grinnell	L, 6-12
N5	at Iowa	W, 12-0

1898 (3-2)
Head Coach: Glenn "Pop" Warner
Captain: Simon Tarr

Date	Opponent	Result
O1	RUSH MEDICAL	W, 10-0
O8	at Nebraska	L, 10-23
O15	at Kansas	L, 6-11
O22	at Minnesota	W, 6-0
O29	DRAKE	W, 17-16

1899 (5-4-1)
Coaches: Glenn "Pop" Warner, Joe Meyers
Captain: C.J. Griffith

Date	Opponent	Result
S16	at Panora	W, 23-0
S30	at Cornell	W, 32-0
O6	NEBRASKA	W, 34-0
O11	at Simpson	W, 18-0
O14	*South Dakota	W, 11-6
O21	at Minnesota	L, 0-6
O28	at Iowa	L, 0-5
N4	#Grinnell	L, 0-15
N11	at Northern Iowa	T, 0-0
N18	at Grinnell	L, 0-6

*at Sioux City; #at Des Moines

1900 (2-5-1)
Head Coach: C.E. Woodruff
Captain: L.M. Chambers

Date	Opponent	Result
S29	WILLIAM PENN	W, 16-0
O6	at Minnesota	L, 0-27
O13	at Nebraska	L, 0-30
O27	SIMPSON	T, 0-0
N3	at Grinnell	L, 5-22
N10	at Drake	L, 0-16
N17	NORTHERN IOWA	L, 0-5
N24	CORNELL	W, 17-0

1901 (2-6-2)
Head Coach: Edgar Clinton
Captain: William Scholty

Date	Opponent	Result
S28	*Grinnell	T, 0-0
O5	STILL COLLEGE	W, 23-0
O12	at Northern Iowa	T, 0-0
O18	at Iowa	L, 0-6
O26	at Nebraska	L, 0-17
N2	GRINNELL	L, 0-23
N9	at Wisconsin	L, 0-45
N16	DRAKE	L, 5-12
N21	CORNELL	W, 28-12
N28	at Simpson	L, 0-12

*played at Marshalltown

1902 (6-3-1)
Head Coach: A.W. Ristine
Captain: Fred Byl

Date	Opponent	Result
S28	STILL COLLEGE	W, 35-0
O4	at Minnesota	L, 0-16
O11	at Northern Iowa	W, 52-0
O18	GRINNELL	W, 23-0
O25	at Cornell	L, 15-17
N1	at Iowa	L, 6-12
N8	COE	W, 53-0
N15	at Drake	T, 0-0
N22	at William Penn	W, 44-0
N28	at Simpson	W, 18-11

1903 (8-1)
Head Coach: A.W. Ristine
Captain: Preston Daniels

Date	Opponent	Result
S25	HIGHLAND PARK	W, 16-0
O6	at Omaha Light Guards	W, 18-0
O10	at Minnesota	L, 0-46
O17	COE	W, 36-5
O31	SOUTH DAKOTA	W, 23-0
N7	at Grinnell	W, 41-6
N14	at Simpson	W, 11-2
N20	at Cornell	W, 41-0
N26	at Drake	W, 16-0

1904 (7-2)
Head Coach: A.W. Ristine
Captain: Preston Daniels

Date	Opponent	Result
O1	COE	W, 22-0
O8	NORTHERN IOWA	W, 17-0
O15	at Minnesota	L, 0-32
O22	SIMPSON	W, 87-0
O29	at Iowa	L, 6-10
N5	GRINNELL	W, 40-0
N12	DES MOINES COLLEGE	W, 16-0
N18	CORNELL	W, 41-6
N24	at Drake	W, 19-0

1905 (6-3)
Head Coach: A.W. Ristine
Captain: Don Stoufer

Date	Opponent	Result
S30	COE	W, 29-0
O7	NORTHERN IOWA	W, 28-0
O14	at Minnesota	L, 0-42
O21	SIMPSON	W, 63-0
N4	at Nebraska	L, 0-21
N11	at Grinnell	W, 38-4
N18	COE	W, 28-6
N24	IOWA	L, 0-8
N30	at Drake	W, 17-12

1906 (9-1)
Head Coach: A.W. Ristine
Captain: R.E. Jeanson

Date	Opponent	Result
S29	CORNELL	W, 81-0
O5	COE	W, 36-0
O6	DES MOINES COLLEGE	W, 45-0
O13	MORNINGSIDE	W, 32-0
O20	at Nebraska	W, 14-2
O27	at Minnesota	L, 4-22
N3	SOUTH DAKOTA	W, 22-0
N17	GRINNELL	W, 25-6
N24	at Iowa	W, 2-0
N29	at Drake	W, 7-0

1907 (7-1)
Head Coach: Clyde Williams
Captain: Ralph McElhinney

Date	Opponent	Result
O4	COE	W, 18-0
O12	at Minnesota	L, 0-8
O19	at Morningside	W, 12-0
O26	CORNELL	W, 17-0
N2	at Nebraska	W, 13-10
N9	at Grinnell	W, 49-0
N23	IOWA	W, 20-14
N30	at Drake	W, 13-8

1908 (6-3, 2-1 MVC, T2ND)
Head Coach: Clyde Williams
Captain: E.W. Law

Date	Opponent	Result
S26	MORNINGSIDE	W, 18-0
O3	COE	W, 34-0
O10	at Minnesota	L, 10-15
O17	at Cornell	L, 0-6
O24	SOUTH DAKOTA	W, 26-0
O31	at Missouri	W, 16-0
N7	*Nebraska	L, 17-23
N14	GRINNELL	W, 53-0
N26	at Drake	W, 12-6

*at Omaha, Neb.

1909 (4-3-1, 1-3-1 MVC, T5TH)
Head Coach: Clyde Williams
Captain: W.H. Willmarth

Date	Opponent	Result
O2	COE	W, 11-5
O9	at Minnesota	L, 0-18
O16	at Grinnell	W, 24-0
O23	MISSOURI	T, 6-6
O30	DES MOINES COLLEGE	W, 23-0
N6	CORNELL	W, 18-6
N13	at Iowa	L, 0-13
N25	at Drake	L, 0-11

1910 (4-4, 2-2 MVC, 4TH)
Head Coach: Clyde Williams
Captain: Cliff Scott

Date	Opponent	Result
O1	COE	W, 12-0
O8	at Minnesota	L, 0-49
O15	DES MOINES COLLEGE	W, 17-0
O22	at Missouri	W, 6-5
O29	MORNINGSIDE	L, 0-5
N5	IOWA	L, 0-2
N12	at Nebraska	L, 0-24
N24	at Drake	W, 2-0

1911 (6-1-1, 2-0-1 MVC, T1ST)
Head Coach: Clyde Williams
Captain: E.C. Harte

Date	Opponent	Result
S30	at Minnesota	L, 0-5
O7	COE	W, 25-0
O21	MISSOURI	W, 6-3
O28	at Grinnell	W, 21-6
N4	NEBRASKA	T, 6-6
N11	CORNELL	W, 15-0
N18	at Iowa	W, 9-0
N25	at Drake	W, 6-0

1912 (6-2, 2-0 MVC, T1ST)
Head Coach: Clyde Williams
Captain: R.L. "Buck" Hurst

Date	Opponent	Result
O5	at Minnesota	L, 0-5
O12	SIMPSON	W, 24-7
O19	at Missouri	W, 29-0
O26	GRINNELL	W, 31-7
N2	MORNINGSIDE	W, 16-3
N9	at Cornell	W, 21-0
N16	IOWA	L, 7-20
N23	at Drake	W, 27-3

1913 (4-4, 2-2 MVC, 4TH)
Head Coach: Homer Hubbard
Captain: Lynn Cowan

Date	Opponent	Result
S27	at Grinnell	W, 6-0
O4	at Minnesota	L, 0-25
O18	at Washington (Mo.)	W, 37-7
O25	MISSOURI	L, 13-21
N1	NEBRASKA	L, 9-18
N8	CORNELL	W, 14-0
N15	at Iowa	L, 7-45
N22	at Drake	W, 26-3

1914 (4-3, 2-1 MVC, 3RD)
Head Coach: Homer Hubbard
Captain: Lew Reeve

Date	Opponent	Result
O3	COE	W, 27-6
O10	at Minnesota	L, 0-26
O24	at Missouri	W, 6-0
O31	at Nebraska	L, 7-20
N7	CORNELL	W, 69-0
N14	IOWA	L, 6-26
N21	at Drake	W, 52-0

1915 (6-2, 2-1 MVC, 3RD)
Head Coach: Charles Mayser
Captain: Edward John

Date	Opponent	Result
S25	ELLSWORTH	W, 31-0
O2	SIMPSON	W, 27-0
O9	at Minnesota	L, 6-9
O16	MISSOURI	W, 14-6
O23	NEBRASKA	L, 0-21
O30	MORNINGSIDE	W, 7-0
N13	at Iowa	W, 16-0
N25	at Drake	W, 28-14

1916 (5-2-1, 2-1-1 MVC, 3RD)
Head Coach: Charles Mayser
Captain: Dury Moss

Date	Opponent	Result
S30	NORTHERN IOWA	W, 19-0
O7	HIGHLAND PARK	W, 19-0
O14	KANSAS	W, 13-0
O21	at Missouri	T, 0-0
N4	at Nebraska	L, 0-3
N11	MORNINGSIDE	W, 7-0
N18	IOWA	L, 16-19
N30	at Drake	W, 32-14

1917 (5-2, 3-1 MVC, 3RD)
Head Coach: Charles Mayser
Captain: Howard Aldrich

Date	Opponent	Result
S29	SIMPSON	W, 47-0
O6	COE	W, 7-0
O20	MISSOURI	W, 15-0
O27	at Kansas	L, 0-7
N10	KANSAS STATE	W, 10-7
N24	at Iowa	L, 3-6
N29	at Drake	W, 47-0

1918 (0-3)*
Head Coach: Charles Mayser
Captain: V.A. "Chick" Heater

Date	Opponent	Result
N9	CAMP DODGE	L, 0-6
N16	at Iowa	L, 0-21
N23	at Kansas State	L, 0-11

*No league standings; Spanish Flu, WWI

1919 (5-2-1, 3-1-1 MVC, 2ND)
Head Coach: Charles Mayser
Captain: Gilbert Denfield

Date	Opponent	Result
O4	COE	W, 3-0
O11	GRINNELL	W, 7-0
O18	at Missouri	L, 0-10
O25	KANSAS	T, 0-0
N1	at Nebraska	W, 3-0
N15	KANSAS STATE	W, 46-0
N22	at Iowa	L, 0-10
N27	at Drake	W, 14-0

1920 (4-4, 3-2 MVC, 4TH)
Head Coach: Norman Paine
Captain: Marshall Boyd

Date	Opponent	Result
O2	COE	L, 0-6
O9	at Grinnell	W, 28-0
O16	MISSOURI	L, 2-14
O23	at Kansas	L, 0-7
O30	WASHINGTON (MO.)	W, 24-7
N6	at Creighton	W, 17-0
N13	at Kansas State	W, 17-0
N20	IOWA	L, 10-14

1921 (4-4, 3-4 MVC, 6TH)
Head Coach: Maury Kent
Captain: Polly Wallace

Date	Opponent	Result
O1	COE	W, 28-3
O8	GRINNELL	W, 21-3
O15	at Missouri	L, 14-17
O22	KANSAS	L, 7-14
O29	at Washington (Mo.)	L, 0-2
N5	at Drake	W, 7-0
N11	KANSAS STATE	W, 7-0
N19	NEBRASKA	L, 3-35

1922 (2-6, 2-4 MVC, 5TH)
Head Coach: Sam Willaman
Captain: Deac Wolters

Date	Opponent	Result
O7	COE	L, 0-24
O14	MISSOURI	L, 3-6
O21	at Grinnell	W, 7-0
O28	WASHINGTON (MO.)	W, 13-0
N4	at Drake	L, 7-14
N11	at Kansas State	L, 2-12
N18	CENTRAL OKLAHOMA	L, 13-14
N25	at Nebraska	L, 6-54

1923 (4-3-1, 3-2-1 MVC, 4TH)
Head Coach: Sam Willaman
Captain: Ira Young

Date	Opponent	Result
S29	SIMPSON	W, 14-6
O6	at Minnesota	L, 17-20
O13	at Missouri	W, 2-0
O20	KANSAS STATE	T, 7-7
O27	at Washington (Mo.)	W, 54-7
N3	at Drake	L, 0-21
N17	NEBRASKA	L, 14-26
N24	GRINNELL	W, 13-6

1924 (4-3-1, 2-3 MVC, 5TH)
Head Coach: Sam Willaman
Captain: Harry Schmidt

Date	Opponent	Result
S27	NEBRASKA WESLEYAN	W, 23-13
O4	at Wisconsin	L, 0-17
O11	at Kansas	W, 13-10
O18	MISSOURI	L, 0-7
N1	at Kansas State	W, 21-0
N8	at Minnesota	T, 7-7
N15	at Grinnell	L, 13-14
N22	DRAKE	W, 10-0

1925 (4-3-1, 3-2-1 MVC, T3RD)
Head Coach: Sam Willaman
Captain: Johnny Behm

Date	Opponent	Result
S26	SIMPSON	W, 28-0
O3	at Wisconsin	L, 0-30
O10	KANSAS	W, 20-0
O24	WASHINGTON (MO.)	W, 28-13
O31	at Missouri	L, 8-23
N7	GRINNELL	T, 9-9
N21	at Drake	W, 7-6
N26	KANSAS STATE	L, 7-13

1926 (4-3-1, 3-3-1 MVC, 7TH)
Head Coach: Noel Workman
Captain: Roland "Bud" Coe

Date	Opponent	Result
O4	at Washington (Mo.)	W, 6-0
O9	OKLAHOMA STATE	L, 0-13
O16	at Grinnell	T, 0-0
O23	MISSOURI	L, 3-7
O30	at Nebraska	L, 6-31
N13	DRAKE	W, 13-7
N20	at Kansas State	W, 3-2
N27	at UCLA	W, 20-0



Fans witness Iowa State's 10-0 win over Drake at Clyde Williams Field in 1924.

1927 (4-3-1, 3-2 MVC, 4TH)

						Rushing			Passing			Total Off.	
Date	Team	Result	Att.	AP	FD	Att	Yds	TD	A-C-I	Yds	TD	Plays	Yds
O1	Iowa State	L, 0-6	-	-	2	-	-	0	x-4-x	-	0	-	22
	at Nebraska*		-	-	7	-	-	1	x-3-x	-	0	-	128
O8	Iowa State	W, 26-6	-	-	12	-	293	4	11-4-0	87	0	-	380
	SIMPSON		-	-	3	-	35	0	26-13-2	179	1	-	214
O15	Iowa State	T, 12-12	-	-	-	-	-	2	-	-	0	-	-
	at Illinois		-	-	-	-	-	2	-	-	0	-	-
O29	Iowa State	W, 12-7	-	-	10	-	180	2	3-1-2	20	0	-	200
	KANSAS STATE*		-	-	3	-	44	1	6-3-0	13	0	-	57
N5	Iowa State	W, 7-0	-	-	15	-	170	0	15-9	168	1	-	338
	at Drake*		-	-	3	-	61	0	5-3	50	0	-	111
N11	Iowa State	L, 6-13	-	-	15	-	215	1	8-2	19	0	-	234
	MISSOURI*		-	-	9	-	138	2	4-3	74	0	-	212
N19	Iowa State	W, 14-0	-	-	15	-	243	2	14-5-2	54	0	-	297
	GRINNELL*		-	-	7	-	111	0	11-3-2	49	0	-	160
N24	Iowa State	L, 0-34	-	-	-	-	-	0	-	-	0	-	-
	at Marquette		-	-	-	-	-	3	-	-	2	-	-

Head Coach: Noel Workman **Captain:** Walter Weiss

1928 (2-5-1, 2-2-1 BIG SIX, 4TH)

						Rushing			Passing			Total Off.	
Date	Team	Result	Att.	AP	FD	Att	Yds	TD	A-C-I	Yds	TD	Plays	Yds
O6	Iowa State	L, 0-12	5,884	-	8	-	135	0	27-7-3	84	0	-	219
	NEBRASKA*			-	12	-	297	2	5-2-1	18	0	-	315
O13	Iowa State	L, 0-3	2,125	-	-	-	-	0	-	-	0	-	-
	at Grinnell			-	-	-	-	0	-	-	0	-	-
O20	Iowa State	L, 19-28	6,002	-	8	-	113	1	8-4-1	64	0	-	177
	at Missouri*			-	14	-	213	4	16-6-0	109	0	-	322
O27	Iowa State	T, 0-0	4,721	-	9	-	260	0	9-1-2	4	0	-	264
	at Kansas*			-	5	-	80	0	11-6-0	69	0	-	149
N3	Iowa State	W, 13-0	4,875	-	7	-	149	1	3-2-0	34	1	-	183
	OKLAHOMA*			-	11	-	127	0	17-5-2	42	0	-	169
N17	Iowa State	W, 7-0	2,163	-	12	-	178	1	0-0-0	0	0	-	178
	KANSAS STATE*			-	4	-	70	0	4-1-0	8	0	-	78
N24	Iowa State	L, 0-18	10,294	-	7	-	104	0	18-4-3	67	0	-	171
	at Drake			-	12	-	222	2	14-4-1	49	1	-	271
N29	Iowa State	L, 0-6	7,779	-	-	-	-	0	-	-	0	-	-
	at Marquette			-	-	-	-	1	-	-	0	-	-

Head Coach: Noel Workman **Captain:** Harry Lindblom

1929 (1-7, 0-5 BIG SIX, 6TH)

						Rushing			Passing			Total Off.	
Date	Opponent	Result	Att.	AP	FD	Att	Yds	TD	A-C-I	Yds	TD	Plays	Yds
O5	Iowa State	W, 27-7	3,493	-	14	-	243	3	4-4-0	69	1	-	312
	GRINNELL			-	8	-	23	0	20-6-1	76	1	-	99
O12	Iowa State	L, 0-19	4,011	-	4	-	62	0	8-1-3	7	0	-	69
	MISSOURI*			-	15	-	207	2	10-4-2	70	0	-	277
O18	Iowa State	L, 6-14	14,162	-	13	-	155	1	8-2-1	62	0	-	217
	at Marquette			-	6	-	204	2	1-0-0	0	0	-	204
O26	Iowa State	L, 0-33	5,277	-	6	-	78	0	3-2-0	40	0	-	118
	KANSAS*			-	23	-	294	4	11-3-2	45	1	-	339
N2	Iowa State	L, 7-21	3,239	-	10	-	93	0	16-6-3	115	1	-	208
	at Oklahoma*			-	6	-	168	1	8-4-3	65	1	-	233
N9	Iowa State	L, 2-3	3,998	-	-	38	39	0	3-1-0	4	0	41	43
	at Kansas State*			-	-	59	77	0	3-0-0	0	0	62	77
N16	Iowa State	L, 0-7	9,950	-	8	43	148	0	14-4-2	13	0	57	161
	DRAKE			-	8	50	123	0	12-4-2	48	1	62	171
N28	Iowa State	L, 12-31	11,149	-	10	-	68	1	18-8-5	115	1	-	183
	at Nebraska*			-	21	-	221	3	14-9-0	99	2	-	320

Head Coach: Noel Workman **Captains:** Harry Johnson, Ed Schlenker

1930 (0-9, 0-5 BIG SIX, 6TH)

						Rushing			Passing			Total Off.	
Date	Opponent	Result	Att.	AP	FD	Att	Yds	TD	A-C-I	Yds	TD	Plays	Yds
O4	Iowa State	L, 0-7	32,718	-	4	-	137	0	6-0	0	0	-	137
	at Illinois			-	8	-	189	1	9-1	-	0	-	-
O18	Iowa State	L, 12-14	5,611	-	11	-	68	1	15-8-4	194	1	-	262
	NEBRASKA*			-	9	-	232	2	5-1-0	31	0	-	263
O25	Iowa State	L, 6-20	6,214	-	6	-	95	1	12-5-3	67	0	-	162
	at Kansas*			-	10	-	165	2	11-3-1	57	1	-	222
N1	Iowa State	L, 13-19	4,645	-	9	-	168	0	15-6-2	71	2	-	239
	OKLAHOMA*			-	11	-	137	2	18-8-1	139	1	-	276
N8	Iowa State	L, 0-14	4,488	-	10	-	154	0	21-3-5	35	0	-	189
	at Missouri*			-	11	-	99	0	9-6-1	112	2	-	211
N15	Iowa State	L, 0-13	3,320	-	8	-	102	0	11-3-4	22	0	-	124
	KANSAS STATE*			-	14	-	218	0	11-6-1	103	2	-	321
N22	Iowa State	L, 19-20	8,079	-	15	-	264	2	7-3-1	53	0	-	317
	at Drake			-	9	-	72	0	14-8-0	178	3	-	250
N29	Iowa State	L, 7-14	8,000	-	-	-	-	1	14-4	75	0	-	-
	at Loyola (La.)			-	-	-	-	1	6-1	35	1	-	-
D6	Iowa State	L, 7-13	10,000	-	-	-	-	1	7-2	2	0	-	-
	at Rice			-	-	-	-	1	12-7	107	1	-	-

Head Coach: Noel Workman **Captain:** Maynard Spear

1931 (5-3, 3-1 BIG SIX, 2ND)

						Rushing			Passing			Total Off.	
Date	Opponent	Result	Att.	AP	FD	Att	Yds	TD	A-C-I	Yds	TD	Plays	Yds
S26	Iowa State	W, 6-0	4,116	-	8	-	131	1	6-1-0	23	0	-	154
	SIMPSON			-	3	-	70	0	8-3-2	35	0	-	105
O3	Iowa State	W, 20-6	4,000	-	-	-	185	3	3-0	0	0	-	185
	at Morningside			-	-	-	142	1	14-7	69	0	-	211
O9	Iowa State	L, 0-20	18,000	-	3	-	-	0	8-1-3	12	0	-	-
	at Detroit			-	19	-	-	3	12-4-1	84	0	-	-
O24	Iowa State	W, 20-0	5,589	-	15	-	273	3	11-3-2	28	0	-	301
	MISSOURI*			-	14	-	73	0	22-9-2	118	0	-	191
O31	Iowa State	W, 13-12	4,426	-	4	-	63	2	9-1-3	56	0	-	119
	at Oklahoma*			-	7	-	150	0	13-2-3	35	0	-	185
N7	Iowa State	W, 7-6	4,396	-	4	-	74	0	3-1-1	48	1	-	122
	KANSAS STATE*			-	16	-	369	1	6-0-3	0	0	-	369
N14	Iowa State	L, 6-7	8,472	-	9	-	24	1	17-7-1	97	0	-	121
	DRAKE			-	12	-	251	1	6-1-2	15	0	-	266
N21	Iowa State	L, 0-23	11,977	-	5	-	9	0	14-5-1	70	0	-	79
	at Nebraska*			-	10	-	307	2	12-5-2	68	1	-	375

Head Coach: George Veenker **Captain:** Robert Bowmen

1932 (3-4-1, 0-4-1 BIG SIX, 6TH)

						Rushing			Passing			Total Off.	
Date	Opponent	Result	Att.	AP	FD	Att	Yds	TD	A-C-I	Yds	TD	Plays	Yds
S24	Iowa State	W, 21-0	2,333	-	10	-	220	2	8-1	15	0	-	235
	SIMPSON			-	3	-	105	0	12-2	10	0	-	115
O1	Iowa State	W, 32-0	2,297	-	15	-	276	4	1-1-0	5	1	-	281
	MORNINGSIDE			-	5	-	90	0	2-2-0	22	0	-	112
O8	Iowa State	L, 6-12	9,222	-	5	-	69	0	10-2-2	41	1	-	110
	at Nebraska*			-	9	-	136	1	13-1-2	21	0	-	157
O15	Iowa State	L, 0-26	4,483	-	2	-	88	0	6-1-1	10	0	-	98
	KANSAS*			-	17	-	273	3	11-5-1	74	1	-	347
O22	Iowa State	T, 0-0	6,000	-	6	-	76	0	8-1-2	-	0	-	-
	at Missouri*			-	12	-	185	0	3-2-1	-	0	-	-
N5	Iowa State	L, 0-31	5,574	-	9	-	131	0	9-3-1	41	0	-	172
	at Kansas State*			-	18	-	276	4	8-5-2	115	1	-	391
N12	Iowa State	L, 12-19	1,620	-	17	-	163	1	12-6	92	1	-	255
	OKLAHOMA*			-	11	-	150	2	12-6	138	1	-	288
N19	Iowa State	W, 34-13	2,679	-	14	-	187	3	18-8-1	151	2	-	338
	DRAKE			-	11	-	98	0	23-9-3	172	2	-	270

Head Coach: George Veenker **Captain:** Dick Grefe

1933 (3-5-1, 1-4 BIG SIX, 5TH)

						Rushing			Passing			Total Off.	
Date	Opponent	Result	Att.	AP	FD	Att	Yds	TD	A-C-I	Yds	TD	Plays	Yds
S23	Iowa State	W, 14-0	4,067	-	16	-	241	2	2-0-0	0	0	-	241
	CENTRAL			-	7	-	61	0	8-4-0	28	0	-	89
S29	Iowa State	W, 18-13	5,000	-	-	-	-	3	-	-	0	-	-
	at Denver			-	-	-	-	2	-	-	0	-	-
O14	Iowa State	L, 0-20	5,209	-	1	-	16	0	6-1-2	-	0	-	-
	NEBRASKA*			-	20	-	364	2	17-5-2	-	1	-	-
O21	Iowa State	L, 7-19	8,081	-	3	-	37	1	9-0-3	0	0	-	37
	at Oklahoma*			-	13	-	184	2	19-5-2	80	1	-	264
O28	Iowa State	W, 14-7	3,555	-	13	-	218	2	8-4-1	47	0	-	265
	MISSOURI*			-	13	-	159	0	12-4-2	55	1	-	214
N4	Iowa State	L, 7-27	15,685	-	5	-	57	0	15-5-3	61	1	-	118
	at Iowa			-	12	-	266	4	0-0-0	0	0	-	266
N11	Iowa State	L, 0-7	3,100	-	1	-	57	0	5-1-0	3	0	-	60
	KANSAS STATE*			-	14	-	266	1	5-2-0	10	0	-	276
N18	Iowa State	L, 6-20	6,200	-	8	-	93	1	29-8-4	68	0	-	161
	at Kansas*			-	8	-	251	2	9-1-3	30	1	-	281
N25	Iowa State	T, 7-7	7,019	-	10	-	146	1	19-9-0	146	0	-	292
	at Drake			-	13	-	223	1	6-1-2	3	0	-	226

Head Coach: George Veenker **Captain:** Magnus Lichter

1934 (5-3-1, 1-3-1 BIG SIX, 5TH)

						Rushing			Passing			Total Off.	
Date	Opponent	Result	Att.	AP	FD	Att	Yds	TD	A-C-I	Yds	TD	Plays	Yds
S29	Iowa State	W, 23-3	3,534	-	19	-	357	3	7-2-2	18	0	-	375
	LUTHER			-	2	-	(-33)	0	7-2-2	56	0	-	23
O6	Iowa State	W, 26-6	3,921	-	18	-	196	4	14-4-1	49	0	-	245
	GRINNELL			-	6	-	86	1	9-1-2	15	0	-	101
O13	Iowa State	W, 13-0	5,458	-	9	-	152	1	10-2-2	37	1	-	189
	at Missouri*			-	6	-	66	0	12-3-2	31	0	-	97
O20	Iowa State	W, 31-6	16,576	-	8	-	157	4	6-3-1	30	0	-	187
	IOWA			-	7	-	92	1	11-5-2	72	0	-	164
O27	Iowa State	L, 6-7	24,320	-	13	-	203	1	9-0-4	0	0	-	203
	at Nebraska*			-	9	-	186	0	6-1-1	46	1	-	232
N3	Iowa State	T, 0-0	5,843	-	3	-	92	0	5-2-1	20	0	-	112
	KANSAS*			-	10	-	174	0	6-1-1	4	0	-	178
N10	Iowa State	L, 0-12	8,000	-	2	-	10	0	6-0-4	0	0	-	10
	at Oklahoma*			-	9	-	190	1	6-0-0	0	0	-	190
N17	Iowa State	W, 33-12	5,870	-	13	-	250	3	12-5-3	131	2	-	381
	DRAKE			-	10	-	151	2	7-3-1	24	0	-	175
N24	Iowa State	L, 0-20	7,800	-	6	-	57	0	11-3-3	37	0	-	94
	at Kansas State*			-	11	-	211	1	12-5-1	101	2	-	312

Head Coach: George Veenker **Captain:** Don Theophilus

1935 (2-4-3, 1-3-1 BIG SIX, 5TH)

						Rushing			Passing			Total Off.	
Date	Opponent	Result	Att.	AP	FD	Att	Yds	TD	A-C-I	Yds	TD	Plays	Yds
S28	Iowa State	T, 6-6	3,918	-	8	-	108	0	12-2-6	6	0	-	114
	CORNELL			-	7	-	84	0	14-8-2	112	1	-	196
O5	Iowa State	L, 7-20	9,349	-	3	-	96	0	8-0-3	0	0	-	96
	NEBRASKA*			-	14	-	240	2	8-0-2	0	0	-	240
O12	Iowa State	W, 23-0	3,610	-	16	-	339	3	11-2-3	27	0	-	366
	UPPER IOWA			-	3	-	89	0	8-1-0	3	0	-	92
O19	Iowa State	L, 0-16	10,407	-	3	-	37	0	19-6-0	51	0	-	88
	at Oklahoma*			-	18	-	328	2	5-1-0	28	0	-	356
O26	Iowa State	T, 6-6	7,315	-	5	-	36	1	16-7	95	0	-	131
	MISSOURI*			-	14	-	169	0	15-3	46	0	-	215
N2	Iowa State	L, 12-28	8,318	-	6	-	81	0	10-3-1	-	2	-	-
	at Marquette			-	16	-	259	3	19-6-0	-	1	-	-
N9	Iowa State	L, 0-6	3,832	-	10	-	46	0	33-22-2	155	0	-	201
	KANSAS STATE*			-	10	-	159	0	3-1-1	50	1	-	209
N16	Iowa State	T, 7-7	7,533	-	3	-	77	0	15-3-1	18	1	-	95
	at Drake			-	5	-	103	1	17-5-2	61	0	-	164
N23	Iowa State	W, 21-12	7,697	-	8	-	103	2	29-12-2	142	1	-	245
	at Kansas*			-	15	-	145	1	31-14-3	171	0	-	316

Head Coach: George Veenker **Captain:** Ike Hayes

1936 (3-3-2, 1-3-1 BIG SIX, 5TH)

						Rushing			Passing			Total Off.	
Date	Opponent	Result	Att.	AP	FD	Att	Yds	TD	A-C-I	Yds	TD	Plays	Yds
S26	Iowa State	T, 0-0	2,973	-	4	-	88	0	13-4-1	23	0	-	111
	NORTHERN IOWA			-	2	-	63	0	1-0-0	0	0	-	63
O3	Iowa State	L, 0-34	27,172	-	6	-	71	0	7-1-4	8	0	-	79
	at Nebraska*			-	15	-	192	2	11-4-2	77	1	-	269
O10	Iowa State	W, 21-7	5,087	-	12	-	185	1	22-12-1	153	1	-	338
	KANSAS*			-	7	-	180	1	23-3-4	46	0	-	226
O17	Iowa State	W, 38-0	4,090	-	13	-	179	3	19-10-0	131	1	-	310
	CORNELL			-	4	-	92	0	7-3-1	55	0	-	147
O24	Iowa State	L, 0-10	8,642	-	5	-	54	0	13-5-2	32	0	-	86
	at Missouri*			-	18	-	296	1	8-2-1	49	0	-	345
O31	Iowa State	T, 7-7	7,512	-	2	-	13	0	5-4-1	16	1	-	29
	OKLAHOMA*			-	11	-	150	1	14-5-4	51	0	-	201
N14	Iowa State	L, 7-47	8,727	-	5	-	5	0	23-5-3	51	0	-	56
	at Kansas State*			-	22	-	536	7	6-2-0	65	0	-	601
N21	Iowa State	W, 21-7	7,383	-	18	-	236	2	17-7-2	65	0	-	301
	DRAKE			-	12	-	147	1	13-5-3	50	0	-	197

Head Coach: George Veenker **Captain:** Clarence Gustine

1937 (3-6, 1-4 BIG SIX, T5TH)

						Rushing			Passing			Total Off.	
Date	Opponent	Result	Att.	ISU	FD	Att	Yds	TD	A-C-I	Yds	TD	Plays	Yds
S25	Iowa State	W, 14-12	5,096	-	5	-	68	0	6-5-0	80	2	-	148
	NORTHERN IOWA			-	9	-	179	2	14-5-3	71	0	-	250
O2	Iowa State	L, 0-33	37,673	-	5	-	(-4)	0	11-4-1	75	0	-	71
	at Northwestern			-	17	-	243	3	14-3-4	48	0	-	291
O9	Iowa State	L, 7-20	7,756	-	7	-	71	1	9-3-2	42	0	-	113
	NEBRASKA*			-	9	-	198	2	18-2-2	37	0	-	235
O16	Iowa State	L, 6-14	5,511	-	5	-	11	1	11-6-2	84	0	-	95
	at Kansas*			-	8	-	123	2	4-2-0	18	0	-	141
O23	Iowa State	L, 0-30	8,781	-	2	-	62	0	11-2-2	34	0	-	96
	at Drake			-	15	-	180	3	17-7-1	84	1	-	264
O30	Iowa State	L, 0-12	9,082	-	8	-	40	0	7-3-0	49	0	-	89
	MISSOURI*			-	7	-	134	1	7-4-1	34	1	-	168
N6	Iowa State	L, 7-33	8,194	-	6	27	37	0	14-4	37	1	41	74
	at Oklahoma*			-	12	58	180	4	12-4	33	0	70	213
N13	Iowa State	W, 3-0	4,897	-	12	-	131	0	10-4-0	26	0	-	157
	at Marquette			-	2	-	35	0	11-2-2	13	0	-	48
N20	Iowa State	W, 13-7	3,157	-	7	-	124	2	6-3-2	23	0	-	147
	KANSAS STATE*			-	7	-	134	0	8-2-1	69	1	-	203

Head Coach: Jim Yeager **Captain:** Clarence Dee

1938 (7-1-1, 3-1-1 BIG SIX, 2ND)

						Rushing			Passing			Total Off.	
Date	Opponent	Result	Att.	AP	FD	Att	Yds	TD	A-C-I	Yds	TD	Plays	Yds
S23	Iowa State	W, 14-7	14,784	-	14	-	182	1	10-5	75	1	-	257
	at Denver			-	12	-	71	0	21-10	151	1	-	222
O1	Iowa State	W, 32-7	7,445	-	24	-	247	5	13-5-1	110	0	-	357
	LUTHER			-	8	-	41	0	19-9-0	97	1	-	138
O8	Iowa State	W, 8-7	28,468	-	9	-	82	1	14-7-1	60	0	-	142
	at Nebraska*			-	10	-	164	0	15-4-1	50	1	-	214
O15	Iowa State	W, 16-13	8,873	-	5	-	108	1	4-2-1	23	1	-	131
	at Missouri*			-	20	-	222	1	28-14-3	218	1	-	440
O22	Iowa State	W, 21-7	14,076	-	13	-	181	2	12-7-0	75	1	-	256
	KANSAS*			-	15	-	182	1	8-1-1	12	0	-	194
O29	Iowa State	W, 7-0	7,070	-	9	-	172	0	16-4-0	22	1	-	194
	at Marquette			-	3	-	37	0	11-2-3	15	0	-	52
N5	Iowa State	W, 14-0	15,937	18	18	-	287	2	8-3-2	32	0	-	319
	DRAKE			-	8	-	32	0	13-1-2	23	0	-	55
N12	Iowa State	T, 13-13	11,400	-	12	-	41	0	25-13-2	178	2	-	219
	at Kansas State*			-	11	-	184	1	8-2-1	19	1	-	203
N19	Iowa State	L, 0-10	17,864	-	8	-	83	0	13-8-2	78	0	-	161
	OKLAHOMA*			7	7	-	51	1	21-8-1	111	0	-	162

Head Coach: Jim Yeager **Captains:** Ed Bock, Everett Kischer

1939 (2-7, 1-4 BIG SIX, T4TH)

						Rushing			Passing			Total Off.	
Date	Opponent	Result	Att.	AP	FD	Att	Yds	TD	A-C-I	Yds	TD	Plays	Yds
S23	Iowa State	W, 19-0	7,873	-	-	-	-	0	-	-	2	-	-
	COE			-	-	-	-	0	-	-	1	-	-
S29	Iowa State	L, 0-6	14,487	-	-	-	-	0	-	-	0	-	-
	at Denver			-	-	-	-	0	-	-	1	-	-
O7	Iowa State	L, 0-14	8,043	-	11	-	-	0	18-4-1	-	0	-	80
	at Kansas*			-	11	-	-	2	10-2-0	-	0	-	177
O14	Iowa State	L, 7-10	11,770	-	5	-	116	1	14-3-5	25	0	-	141
	NEBRASKA*			-	6	-	151	1	1-0-0	0	0	-	151
O21	Iowa State	L, 0-7	9,150	-	7	-	160	0	13-5-0	27	0	-	187
	at Drake			-	7	-	114	1	4-2-1	41	0	-	153
O28	Iowa State	L, 6-21	11,962	-	6	-	106	1	9-2-2	31	0	-	137
	MISSOURI*			-	10	-	184	2	7-3-0	22	1	-	206
N4	Iowa State	L, 6-38	20,417	-	8	-	63	0	15-3-3	61	1	-	124
	at Oklahoma*			16	20	-	205	5	17-12-0	151	1	-	356
N11	Iowa State	L, 2-21	11,464	-	5	-	16	0	x-8-1	58	0	-	74
	at Marquette			-	13	-	135	1	x-5-0	78	2	-	213
N18	Iowa State	W, 10-0	5,339	-	12	-	158	0	4-3-0	41	1	-	199
	KANSAS STATE*			-	18	-	120	0	17-12-1	158	0	-	278

Head Coach: Jim Yeager **Captain:** Marty Boswell

1940 (4-5, 2-3 BIG SIX, 4TH)

						Rushing			Passing			Total Off.	
Date	Opponent	Result	Att.	AP	FD	Att	Yds	TD	A-C-I	Yds	TD	Plays	Yds
S21	Iowa State	W, 27-0	7,249	-	15	-	255	3	18-7-3	62	0	-	317
	LUTHER			-	2	-	19	0	9-0-2	0	0	-	19
S27	Iowa State	L, 7-14	13,651	-	6	-	101	1	9-5-1	28	0	-	129
	at Denver			-	11	-	208	1	14-5-1	76	1	-	284
O5	Iowa State	W, 7-0	7,491	-	6	-	78	1	3-0-1	0	0	-	78
	KANSAS*			-	13	-	129	0	23-8-4	74	0	-	203
O11	Iowa State	L, 25-41	11,389	-	15	-	92	3	17-9-1	182	1	-	274
	at Marquette			-	23	-	149	2	11-7-1	174	3	-	323
O19	Iowa State	L, 14-30	12,457	-	15	-	115	2	23-13-2	136	0	-	251
	at Missouri*			-	9	-	201	2	9-4-1	34	1	-	235
O26	Iowa State	L, 7-20	11,424	-	12	-	165	0	15-6-1	66	1	-	231
	OKLAHOMA*			-	12	-	178	3	13-6-0	64	0	-	242
N9	Iowa State	W, 7-6	5,444	-	8	-	162	1	8-2-1	55	0	-	217
	DRAKE			-	14	-	157	1	16-6-3	14	0	-	171
N16	Iowa State	W, 12-0	7,936	-	6	-	27	1	7-3-0	52	0	-	79
	at Kansas State*			-	9	-	161	0	10-3-0	37	0	-	198
N23	Iowa State	L, 12-21	17,541	-	6	-	53	1	12-9-0	122	0	-	175
	at Nebraska*			8	17	-	278	3	8-3-0	40	0	-	318

Head Coach: Jim Yeager **Captain:** Tom Smith

1941 (2-6-1, 0-4-1 BIG SIX, 5TH)

						Rushing			Passing			Total Off.	
Date	Opponent	Result	Att.	AP	FD	Att	Yds	TD	A-C-I	Yds	TD	Plays	Yds
S26	Iowa State	W, 7-6	14,137	-	-	-	184	1	6-0-3	0	0	-	184
	at Denver			-	-	-	113	1	16-5-1	89	0	-	202
O4	Iowa State	L, 0-14	12,413	-	12	-	23	0	20-16-3	103	0	-	126
	NEBRASKA*			-	11	-	146	2	5-1-0	10	0	-	156
O18	Iowa State	L, 13-39	12,207	-	6	-	50	1	26-11-3	135	1	-	185
	MISSOURI*			-	14	-	437	4	6-1-1	16	0	-	453
O25	Iowa State	L, 0-13	5,534	-	10	-	90	0	14-6-3	119	0	-	209
	at Kansas*			-	14	-	191	2	9-5-1	46	0	-	237
N1	Iowa State	W, 27-0	4,346	-	15	-	161	1	28-13-1	191	3	-	352
	SOUTH DAKOTA			-	6	-	100	0	13-5-1	56	0	-	156
N8	Iowa State	L, 0-55	14,633	-	3	-	22	0	26-8	67	0	-	89
	at Oklahoma*			-	21	-	226	7	20-10	185	1	-	411
N15	Iowa State	L, 13-14	5,282	-	11	-	135	2	18-9-1	126	0	-	261
	at Drake			-	16	-	174	1	14-8-1	80	1	-	254
N22	Iowa State	T, 12-12	4,381	-	12	-	102	1	17-8-2	73	0	-	175
	KANSAS STATE*			-	12	-	205	0	10-3-1	11	1	-	216
N29	Iowa State	L, 13-28	3,806	-	-	-	-	1	-	-	0	-	-
	at Marquette			-	-	-	-	2	-	-	2	-	-

Head Coach: Ray Donels **Captain:** LaVerne "Butch" Lewis

1942 (3-6, 1-4 BIG SIX, T5TH)

						Rushing			Passing			Total Off.	
Date	Opponent	Result	Att.	AP	FD	Att	Yds	TD	A-C-I	Yds	TD	Plays	Yds
S25	Iowa State	W, 7-0	7,073	-	-	-	-	1	-	-	0	-	-
	at Denver			-	-	-	-	0	-	-	0	-	-
O3	Iowa State	L, 0-26	14,472	-	7	-	104	0	11-3-6	50	0	-	154
	at Nebraska*			-	14	-	168	3	16-11-0	134	1	-	302
O10	Iowa State	L, 12-34	6,507	-	18	-	109	1	23-8-2	82	1	-	191
	MARQUETTE			-	11	-	192	4	4-2-0	20	0	-	212
O17	Iowa State	W, 29-6	6,081	-	16	-	320	3	10-4-3	36	0	-	356
	DRAKE			-	4	-	149	1	17-2-3	23	0	-	172
O24	Iowa State	L, 6-45	7,094	-	16	-	100	1	28-14-3	152	0	-	252
	at Missouri*			-	11	-	390	5	7-3-1	149	2	-	539
O31	Iowa State	L, 7-14	7,720	-	9	-	67	1	10-5-2	40	0	-	107
	OKLAHOMA*			-	6	-	102	1	10-4-1	54	1	-	156
N6	Iowa State	L, 7-32	8,827	-	9	-	132	1	19-5-2	57	0	-	189
	at Villanova			-	12	-	235	3	15-9-0	127	2	-	362
N14	Iowa State	W, 20-13	4,217	-	11	-	160	2	11-5-1	48	1	-	208
	KANSAS*			-	7	-	92	0	14-8-1	12	1	-	104
N21	Iowa State	L, 6-7	4,180	-	14	-	92	1	30-17-2	168	0	-	260
	at Kansas State*			-	8	-	118	0	5-2-3	14	1	-	132

Coaches: Ray Donels, Mike Michalske **Captain:** Royal Lohry

1943 (4-4, 3-2 BIG SIX, 3RD)

						Rushing			Passing			Total Off.	
Date	Opponent	Result	Att.	AP	FD	Att	Yds	TD	A-C-I	Yds	TD	Plays	Yds
O2	Iowa State	L, 13-33	5,374	-	7	31	158	1	23-10-5	96	1	54	254
	IOWA PRE-FLIGHT			-	14	46	470	5	8-1-0	18	0	54	488
O9	Iowa State	W, 13-6	3,992	-	9	-	173	0	16-11-1	87	2	-	260
	at Kansas*			-	3	-	64	1	3-2	15	0	-	79
O16	Iowa State	W, 27-6	5,480	-	6	41	153	2	11-4-2	98	2	52	251
	NEBRASKA*			-	8	46	184	1	16-4-3	17	0	62	201
O23	Iowa State	L, 12-13	2,712	-	6	31	139	1	23-10-1	72	1	54	211
	at Ottumwa Pre-Flight			-	12	56	174	2	5-3-1	56	0	61	230
O30	Iowa State	L, 7-21	5,170	-	13	59	162	1	15-6-0	65	0	74	227
	at Oklahoma*			-	8	40	152	3	4-3-1	35	0	44	187
N6	Iowa State	L, 7-25	4,490	-	6	36	115	0	9-3-5	51	1	45	166
	MISSOURI*			-	16	52	327	4	5-1-2	46	0	57	373
N13	Iowa State	W, 20-0	4,750	-	12	39	101	2	24-8-3	110	1	63	211
	DRAKE			-	3	29	12	0	15-4-1	64	0	44	76
N20	Iowa State	W, 48-0	3,772	-	16	46	261	3	24-13-1	172	4	70	433
	KANSAS STATE*			-	11	37	66	0	30-11-5	151	0	67	217

Head Coach: Mike Michalske **Captain:** None

1944 (6-1-1, 3-1-1 BIG SIX, 2ND)

						Rushing			Passing			Total Off.	
Date	Opponent	Result	Att.	AP	FD	Att	Yds	TD	A-C-I	Yds	TD	Plays	Yds
S30	Iowa State	W, 49-0	3,864	-	14	49	369	5	22-13-1	145	2	71	514
	GUSTAVUS ADOLPHUS			-	1	20	9	0	25-9-10	108	0	45	117
O7	Iowa State	W, 59-0	3,461	-	13	44	373	8	6-3-0	21	1	50	394
	DOANE			-	5	40	97	0	21-4-1	27	0	61	124
O14	Iowa State	W, 25-0	4,650	-	15	54	173	2	22-11-1	151	2	76	324
	KANSAS*			-	7	26	44	0	16-3-4	32	0	42	76
O21	Iowa State	T, 21-21	5,281	-	10	-	156	1	12-7-2	53	1	-	209
	at Missouri*			-	25	-	291	2	13-8-1	162	1	-	453
O28	Iowa State	W, 14-0	3,102	-	13	-	236	2	16-8	97	0	-	333
	at Kansas State*			-	13	-	195	0	10-5	61	0	-	256
N4	Iowa State	L, 7-12	8,474	-	7	36	173	1	8-3-0	22	0	44	195
	OKLAHOMA*			-	14	50	220	2	8-2-2	16	0	58	278
N11	Iowa State	W, 19-6	7,263	-	15	-	288	3	4-2-0	21	0	-	309
	at Nebraska*			-	6	-	118	1	9-2-0	19	0	-	137
N18	Iowa State	W, 9-0	5,142	-	15	-	208	1	4-3-0	17	0	-	225
	DRAKE			-	12	-	203	0	6-2-0	40	0	-	243

Head Coach: Mike Michalske **Captain:** None

1945 (4-3-1, 2-2-1 BIG SIX, 3RD)

						Rushing			Passing			Total Off.	
Date	Opponent	Result	Att.	AP	FD	Att	Yds	TD	A-C-I	Yds	TD	Plays	Yds
S22	Iowa State	L, 6-18	34,725	-	9	-	58	1	14-7-1	105	0	-	163
	at Northwestern			-	8	-	264	3	7-0-2	0	0	-	264
S29	Iowa State	W, 48-13	4,940	-	12	42	245	6	15-5-1	89	1	57	334
	NORTHERN IOWA			-	-	51	99	2	25-14-6	128	0	76	227
O6	Iowa State	T, 13-13	6,875	-	12	-	125	1	25-13-4	173	1	-	298
	at Kansas*			-	10	-	187	1	21-5-1	90	1	-	277
O13	Iowa State	L, 7-13	8,157	-	8	42	171	1	19-5-5	54	0	61	225
	MISSOURI*			-	12	61	357	2	8-3-2	37	0	69	394
O20	Iowa State	W, 27-7	11,699	-	12	48	443	4	15-5-2	45	0	54	488
	NEBRASKA*			-	12	57	171	1	15-5-2	44	0	72	215
N3	Iowa State	W, 40-13	5,572	-	12	49	161	3	19-11-1	156	3	68	317
	KANSAS STATE*			-	17	48	39	2	36-16-3	227	0	84	226
N10	Iowa State	L, 7-14	13,163	-	11	58	122	1	21-9-1	133	0	79	255
	at Oklahoma*			-	8	39	217	2	14-3-2	57	0	53	270
N17	Iowa State	W, 8-6	8,442	-	10	37	164	0	8-3-2	36	1	45	200
	at Drake			-	6	27	126	0	9-2-2	56	1	36	182

Head Coach: Mike Michalske **Captain:** None



The 1944 Cyclones, coached by Mike Michalske, finished with a 6-1-1 record, shutting out five opponents and allowing just 39 points all season.

1946 (2-6-1, 1-4 BIG SIX, 5TH)

Date	Team	Result	Att.	AP	FD	Rushing Att	Rushing Yds	Rushing TD	Passing A-C-I	Passing Yds	Passing TD	Total Off. Plays	Total Off. Yds
S21	Iowa State	L, 7-13	13,787	-	6	25	30	0	32-9-2	83	1	57	113
	at Colorado			-	8	47	105	2	9-5-0	60	0	56	165
S28	Iowa State	L, 9-41	37,186	-	8	39	126	0	13-3-0	35	1	52	161
	at Northwestern			-	16	49	253	4	11-6-1	199	3	60	452
O5	Iowa State	W, 20-18	10,379	-	9	46	122	0	27-14-2	143	2	73	265
	NORTHERN IOWA			-	6	51	199	2	2-1-0	27	1	53	226
O12	Iowa State	L, 8-24	10,074	-	11	34	119	0	18-8-3	208	1	52	327
	KANSAS*			-	12	58	230	2	4-1-1	23	1	62	253
O19	Iowa State	L, 13-33	17,011	-	14	43	145	2	31-9-0	110	0	74	255
	at Missouri*			-	8	45	242	4	11-3-2	69	1	56	311
O26	Iowa State	L, 0-63	15,176	-	5	33	104	0	17-4-2	43	0	50	147
	OKLAHOMA*			14	15	55	398	8	14-9-0	130	1	69	528
N2	Iowa State	W, 13-7	10,988	-	14	64	220	2	17-9-2	98	0	81	318
	at Kansas State*			-	8	34	144	1	8-4-3	42	0	42	186
N9	Iowa State	T, 7-7	9,116	-	17	53	229	1	13-5-3	55	0	66	284
	DRAKE			-	13	56	117	0	4-2-1	17	0	60	177
N16	Iowa State	L, 0-33	25,749	-	-	38	148	0	13-3-2	29	0	51	177
	at Nebraska*			-	15	65	274	3	10-8-0	60	2	75	334

Head Coach: Mike Michalske **Captain:** None
Offense - LE Dean Laun, LT Lou Bosnyak, LG Fred Schneider, C James Riding, RG Norman Anderson, RT Harle Rollinger, RE Bob Jensen, QB Don Ferguson, LH Webb Halbert, RH Vic Weber, FB Ray Klootwyk

BY QUARTERS	1	2	3	4	OT	Total
Iowa State	-	-	-	-	-	77
Opponents	-	-	-	-	-	239

TEAM STATISTICS	Iowa State	Opponents
FIRST DOWNS	84	101
Rushing	52	84
Passing	28	17
Penalty	4	0
RUSHING YARDAGE	1243	1962
Yards Gained	1442	2264
Yards Lost	199	302
Rushing Attempts	375	460
Average Per Rush	3.1	4.3
Average Per Game	138.1	218.0
Rushing TD	-	-
PASSING YARDAGE	804	627
Attempts	181	73
Completions	64	39
Interceptions	16	8
Average Per Attempt	4.4	8.6
Average Per Comp.	12.6	16.1
Average Per Game	89.3	69.7
Passing TD	-	-
TOTAL OFFENSE	2047	2589
Total Plays	566	533
Average Per Play	3.6	4.9
Average Per Game	227.4	287.7
KICKOFF RETURNS	41-715	13-312
Average	17.4	24.0
PUNT RETURNS	36-329	32-475
Average	9.1	14.8
INTERCEPTION RETURNS	8-53	16-145
Average	6.6	9.1
FUMBLES-LOST	28-15	30-10
PENALTIES-YARDS	39-275	72-557
Average Per Game	30.6	61.9
PUNTS-YARDS	65-2345	62-2338
Average Per Punt	36.1	37.7
TIME OF POSSESSION	-	-
TOUCHDOWNS	10	-
Rushing	5	-
Passing	5	-
Return	-	-
PAT Kicks	6-10	-
2-point Attempts	0-0	-
Field Goals	3	-
Safeties	-	-
TOTAL POINTS	77	239
AVERAGE PER GAME	8.6	26.6

RUSHING

Player	G	Att	Gain	Loss	Net	Avg.	TD	Lg	Gm
Howard	-	69	379	44	335	4.86	2	-	-
Chauncey	-	64	294	2	292	4.56	0	-	-
Norman	-	65	238	66	172	2.65	1	-	-
Klootwyk	-	35	140	6	134	3.83	2	-	-
Farni	-	38	140	9	131	3.43	0	-	-
Don Laun	-	37	110	27	83	2.24	0	-	-
Willer	-	16	69	12	57	3.56	0	-	-
Jensen	-	7	21	0	21	3.00	0	-	-
Dennis	-	7	17	0	17	2.43	0	-	-
Freidl	-	5	15	0	15	3.00	0	-	-
Weber	-	1	4	0	4	4.00	0	-	-
Paulson	-	1	2	0	2	2.00	0	-	-
Kraus	-	1	0	0	0	0.00	0	-	-
DeDecker	-	1	0	1	-1	-1.00	0	-	-
Rollinger	-	1	0	2	-2	-2.00	0	-	-
Ferguson	-	10	12	19	-7	-0.70	0	-	-
Paetz	-	7	1	11	-10	-1.43	0	-	-

PASSING

Player	G	Att-Cmp-Int	Pct.	Yds	TD	Lg	Gm
Norman	-	82-33-9	.402	356	2	-	-
Farni	-	36-14-3	.389	115	1	-	-
Willer	-	25-7-2	.280	125	1	-	-
Ferguson	-	14-3-0	.214	108	1	-	-
Dennis	-	10-5-0	.500	79	0	-	-
Sutherland	-	10-2-2	.200	26	0	-	-
Howard	-	3-0-1	.000	0	0	-	-
Knack	-	1-0-0	.000	0	0	-	-

RECEIVING

Player	G	Rec	Yds	Avg.	TD	Lg	Gm
Dean Laun	-	23	322	14.0	0	-	-
Jensen	-	8	77	9.6	0	-	-
Rollinger	-	6	81	13.5	0	-	-
Paetz	-	5	143	28.6	1	-	-
Weber	-	5	50	10.0	0	-	-
Howard	-	5	6	1.2	2	-	-
Don Laun	-	4	24	6.0	1	-	-
Wiltsie	-	3	39	13.0	0	-	-
Farni	-	1	23	23.0	1	-	-
Anderson	-	1	20	20.0	0	-	-
Bennett	-	1	15	15.0	0	-	-
Klootwyk	-	1	10	10.0	0	-	-
Norman	-	1	0	0.0	0	-	-

SCORING

Player	TD	PAT FG	PAT Kick	Rush	Pass	DXP	Saf	Pts
Howard	4	0-0	0-0	0-0	0-0	0	0	24
Rollinger	0	3	9-5	0-0	0-0	0	0	14
Klootwyk	2	0-0	0-0	0-0	0-0	0	0	12
Don Laun	1	0-0	0-0	0-0	0-0	0	0	6
Farni	1	0-0	0-0	0-0	0-0	0	0	6
Paetz	1	0-0	0-0	0-0	0-0	0	0	6
Norman	1	0-0	0-0	0-0	0-0	0	0	6
Ferguson	0	0-0	1-1	0-0	0-0	0	0	1

PUNTING

Player	No	Yds	Avg.	Lg	TB	FC	I20	Blk
Norman	46	1632	35.48	-	-	-	-	2
Dennis	9	371	41.22	-	-	-	-	1
Ferguson	5	160	32.00	-	-	-	-	-
Willer	2	96	48.00	-	-	-	-	-
Sutherland	2	79	39.50	-	-	-	-	-
Howard	1	7	7.00	-	-	-	-	-

PUNT RETURNS

Player	No	Yds	Avg	TD	Lg
Howard	11	129	11.7	-	-
Norman	7	70	10.0	-	-
Ferguson	7	45	6.4	-	-
Farni	4	33	8.3	-	-
Willer	3	33	11.0	-	-
Dennis	1	12	12.0	-	-
Kraus	1	6	6.0	-	-
Don Laun	1	5	5.0	-	-

KICKOFF RETURNS

Player	No	Yds	Avg	TD	Lg
Howard	9	138	15.3	-	-
Farni	6	107	17.8	-	-
Ferguson	4	91	22.8	-	-
Norman	4	64	16.0	-	-
Friedl	4	97	24.3	-	-
Klootwyk	3	35	11.7	-	-
Don Laun	3	65	21.7	-	-
Willer	2	20	10.0	-	-
Jensen	2	29	14.5	-	-
Chauncey	2	44	22.0	-	-
Wiltsie	1	15	15.0	-	-
Dennis	1	10	10.0	-	-

INTERCEPTIONS

Player	No	Yds	Avg	TD	Lg
Chauncey	2	6	3.0	-	-
Klootwyk	2	8	4.0	-	-
Norman	2	12	6.0	-	-
Farni	1	27	27.0	-	-
Willer	1	0	0.0	-	-

TOTAL OFFENSE LEADERS

Player	G	Plays	Rush	Pass	Tot	Avg.
Norman	-	147	172	356	528	-
Howard	-	72	335	0	335	-
Chauncey	-	64	292	0	292	-

ALL PURPOSE LEADERS

Player	G	Rush	Rec	PR	KR	IR	Tot	Avg.
Howard	9	335	6	129	138	-	608	67.5
Don Laun	-	83	322	5	65	-	405	-
Norman	9	172	0	70	64	12	318	35.3

Date	Team	Result	Att.	AP	FD	Rushing Att	Rushing Yds	Rushing TD	Passing A-C-I	Passing Yds	Passing TD	Total Off. Plays	Total Off. Yds
S20	Iowa State	W, 31-14	10,544	-	14	38	178	1	20-11-1	182	3	58	360
	NORTHERN IOWA			-	5	36	92	1	15-3-4	80	1	51	172
S27	Iowa State	L, 0-7	9,989	-	13	45	133	0	20-6-2	92	0	65	225
	COLORADO			-	8	35	72	0	16-4-3	99	1	51	171
O4	Iowa State	L, 7-27	17,591	-	9	43	123	0	11-1-1	60	1	54	183
	at Kansas*			-	14	41	229	3	9-6-0	83	1	50	312
O11	Iowa State	L, 7-14	13,590	-	12	52	97	1	19-6-0	101	0	71	198
	NEBRASKA*			-	2	33	62	2	2-0-1	0	0	35	62
O18	Iowa State	L, 0-20	25,377	-	5	30	34	0	14-2-1	12	0	44	46
	at Michigan State			-	12	55	344	3	3-1-0	3	0	58	347
O25	Iowa State	L, 7-26	14,763	-	10	33	120	1	22-7-6	92	0	55	212
	MISSOURI*			-	20	61	286	2	18-9-1	106	2	79	392
N1	Iowa State	L, 9-27	26,473	-	14	57	231	0	15-5-2	59	1	72	290
	at Oklahoma*			-	4	59	270	4	5-1-1	7	0	64	277
N8	Iowa State	W, 36-6	9,786	-	16	52	287	4	15-5-0	69	1	67	356
	at Drake			-	8	34	65	1	13-5-0	67	0	47	132
N15	Iowa State	W, 14-0	5,791	-	15	53	242	1	11-4-2	77	1	64	319
	KANSAS STATE*			-	4	24	43	0	10-4-1	41	0	34	84

Head Coach: Abe Stuber **Captains:** Harley Rollinger, Vic Weber
Offense - LE Dean Laun, LT Tom Southard, LG Joe Brubaker, C Rod Rust, RG Norman Anderson, RT Harley Rollinger, RE Bob Jensen, QB Don Ferguson, LH Webb Halbert, RH Vic Weber, FB Ray Klootwyk

BY QUARTERS	1	2	3	4	OT	Total
Iowa State	-	-	-	-	-	111
Opponents	-	-	-	-	-	141

TEAM STATISTICS	Iowa State	Opponents
FIRST DOWNS	108	77
Rushing	81	57
Passing	19	18
Penalty	8	2
RUSHING YARDAGE	1446	1463
Yards Gained	1708	1695
Yards Lost	262	232
Rushing Attempts	401	378
Average Per Rush	2.9	3.9
Average Per Game	127.3	162.6
Rushing TD	-	-
PASSING YARDAGE	744	486
Attempts	147	91
Completions	47	33
Interceptions	15	11
Average Per Attempt	5.1	5.3
Average Per Comp.	15.8	14.7
Average Per Game	82.6	54.0
Passing TD	-	-
TOTAL OFFENSE	2190	1949
Total Plays	548	469
Average Per Play	4.0	4.2
Average Per Game	243.2	216.6
KICKOFF RETURNS	23-499	27-464
Average	21.7	17.2
PUNT RETURNS	48-503	24-180
Average	10.5	7.5
INTERCEPTION RETURNS	11-99	15-138
Average	9.0	9.2
FUMBLES-LOST	23-15	22-14
PENALTIES-YARDS	52-429	53-461
Average Per Game	47.7	51.2
PUNTS-YARDS	53-1796	73-2661
Average Per Punt	33.9	36.5
TIME OF POSSESSION	-	-
TOUCHDOWNS	15	-
Rushing	8	-
Passing	7	-
Return	-	-
PAT Kicks	12-15	-
2-point Attempts	0-0	-
Field Goals	3-3	-
Safeties	-	-
TOTAL POINTS	111	141
AVERAGE PER GAME	12.3	15.7

RUSHING

Player	G	Att	Gain	Loss	Net	Avg.	TD	Lg	Gm
Halbert	-	109	503	39	464	4.26	3	-	-
Weber	-	74	277	28	249	3.36	0	-	-
Klootwyk	-	57	229	5	224	3.93	1	-	-
Chauncey	-	45	214	4	210	4.67	3	-	-
Paulson	-	24	148	9	139	5.79	0	-	-
Ferguson	-	21	112	31	81	3.86	1	-	-
Bean	-	5	61	6	55	11.00	0	-	-
Angle	-	11	36	6	30	2.73	0	-	-
Griffith	-	20	66	46	20	1.00	0	-	-
Steinbach	-	3	10	0	10	3.33	0	-	-
Knack	-	3	7	1	6	2.00	0	-	-
Carney	-	1	0	0	0	0.00	0	-	-
Grundman	-	2	0	0	0	0.00	0	-	-
Jensen	-	3	5	5	0	0.00	0	-	-
Norman	-	23	40	82	-42	-1.83	0	-	-

PASSING

Player	G	Att-Cmp-Int	Pct.	Yds	TD	Lg	Gm
Norman	-	110-35-8	.318	504	5	-	-
Ferguson	-	21-5-4	.238	100	0	-	-
Griffith	-	9-3-2	.333	94	2	-	-
Halbert	-	4-1-1	.250	10	0	-	-
Klootwyk	-	2-2-0	1.00	35	0	-	-
Chauncey	-	1-1-0	1.00	1	0	-	-

RECEIVING

Player	G	Rec	Yds	Avg.	TD	Lg	Gm
Dean Laun	-	11	246	22.4	2	-	-
Jensen	-	11	212	19.3	2	-	-
Weber	-	8	119	14.9	2	-	-
Halbert	-	6	39	6.5	0	-	-
Bennett	-	4	69	17.3	0	-	-
Angle	-	2	14	7.0	0	-	-
Knop	-	1	14	14.0	1	-	-
Klootwyk	-	1	12	12.0	0	-	-
Griffith	-	1	7	7.0	0	-	-
Ferguson	-	1	7	7.0	0	-	-
Paulson	-	1	4	4.0	0	-	-

SCORING

Player	TD	FG	PAT Kick	PAT Rush	PAT Pass	DXP	Saf	Pts
Rollinger	-	3-3	15-12	0-0	0-0	0	0	21
Chauncey	3	0-0	0-0	0-0	0-0	0	0	18
Halbert	3	0-0	0-0	0-0	0-0	0	0	18
Weber	2	0-0	0-0	0-0	0-0	0	0	12
Jensen	2	0-0	0-0	0-0	0-0	0	0	12
Dean Laun	2	0-0	0-0	0-0	0-0	0	0	12
Ferguson	1	0-0	0-0	0-0	0-0	0	0	6
Klootwyk	1	0-0	0-0	0-0	0-0	0	0	6
Knop	1	0-0	0-0	0-0	0-0	0	0	6

PUNTING

Player	No	Yds	Avg.	Lg	TB	FC	I20	Blk
Norman	48	1627	39.20	-	-	-	-	4
Halbert	4	127	31.80	-	-	-	-	-
Griffith	1	43	43.00	-	-	-	-	-

PUNT RETURNS

Player	No	Yds	Avg	TD	Lg
Ferguson	36	392	10.9	-	-
Halbert	6	76	12.7	-	-
Griffith	4	29	7.3	-	-
Angle	2	6	3.0	-	-

KICKOFF RETURNS

Player	No	Yds	Avg	TD	Lg
Ferguson	6	118	19.7	-	-
Halbert	4	95	23.8	-	-
Weber	3	54	18.0	-	-
Griffith	3	82	27.3	-	-
Norman	2	22	11.0	-	-
Paulson	2	28	14.0	-	-
Carney	1	60	60.0	-	-
Bean	1	23	23.0	-	-
Chauncey	1	17	17.0	-	-

INTERCEPTIONS

Player	No	Yds	Avg	TD	Lg
Ferguson	3	16	5.3	-	-
Chauncey	2	32	16.0	-	-
Jensen	1	33	33.0	-	-
Klootwyk	1	8	8.0	-	-
Halbert	1	5	5.0	-	-
Omer	1	4	4.0	-	-
Bush	1	1	1.0	-	-
Rust	1	0	0.0	-	-

TOTAL OFFENSE LEADERS

Player	G	Plays	Rush	Pass	Tot	Avg.
Halbert	-	113	464	10	474	4.19
Norman	-	133	-42	504	462	3.47
Weber	-	74	249	0	249	3.36

ALL PURPOSE LEADERS

Player	G	Rush	Rec	PR	KR	IR	Tot	Avg.
Halbert	-	464	39	76	95	0	674	74.9
Ferguson	-	81	7	392	118	16	614	68.2
Dean Laun	-	0	246	0	0	0	246	-

1948 (4-6, 2-4 BIG SEVEN, T5TH)

Date	Team	Result	Att.	AP	FD	Rushing Att	Rushing Yds	Rushing TD	Passing A-C-I	Passing Yds	Passing TD	Total Off. Plays	Total Off. Yds
S18	Iowa State	W, 27-7	10,867	-	11	43	152	2	18-7-1	124	2	61	276
	NORTHERN IOWA			-	10	35	181	1	18-7-2	82	0	53	263
S25	Iowa State	L, 15-19	34,514	-	11	35	103	1	21-9-3	135	1	56	238
	at Nebraska*			-	10	44	214	2	15-6-0	66	1	59	280
O2	Iowa State	W, 20-0	14,777	-	12	42	232	2	17-6-1	62	1	59	294
	at Kansas State*			-	9	40	154	0	5-2-3	24	0	45	178
O9	Iowa State	L, 7-20	11,959	-	7	30	69	1	16-7-3	97	0	46	166
	KANSAS*			-	19	56	220	1	16-7-3	106	2	72	326
O16	Iowa State	W, 18-7	14,530	-	9	46	233	3	9-3-1	49	0	55	282
	COLORADO*			-	7	36	67	1	21-9-2	80	0	57	147
O23	Iowa State	L, 7-49	22,032	-	10	47	96	1	16-6-2	60	0	63	156
	at Missouri*			9	18	46	314	5	18-7-1	143	2	66	457
O30	Iowa State	L, 6-33	9,985	-	13	46	146	0	20-12-2	74	1	66	220
	OKLAHOMA*			16	14	45	198	4	16-7-1	130	1	61	328
N6	Iowa State	W, 2-0	12,826	-	10	43	139	0	15-3-1	50	0	58	189
	DRAKE			-	12	45	170	0	19-3-2	23	0	64	193
N13	Iowa State	L, 7-48	7,847	-	10	39	59	1	21-7-2	107	0	60	166
	MICHIGAN STATE			-	21	51	359	3	16-9-4	265	4	67	624
N20	Iowa State	L, 7-14	13,771	-	16	46	200	1	14-5-3	54	0	60	254
	at Arizona			-	19	58	172	2	25-12-2	150	0	83	322

Head Coach: Abe Stuber **Captain:** Ray Klootwyk

Offense - LE Dean Laun, LT Tom Southard, LG Joe Brubaker, C Rod Rust, RG Billy Myers, RT George Friedl, RE Dean Norman, QB Don Ferguson, LH Webb Halbert, RH Bob Angle, FB Bill Chauncey

BY QUARTERS	1	2	3	4	OT	Total
Iowa State	34	21	33	28	-	116
Opponents	35	67	54	41	-	197

TEAM STATISTICS	Iowa State	Opponents
FIRST DOWNS	109	139
Rushing	73	101
Passing	31	34
Penalty	5	4
RUSHING YARDAGE	1429	2049
Yards Gained	1764	2300
Yards Lost	335	251
Rushing Attempts	417	456
Average Per Rush	3.4	8.2
Average Per Game	142.9	204.9
Rushing TD	-	-
PASSING YARDAGE	812	1069
Attempts	167	169
Completions	65	69
Interceptions	19	20
Average Per Attempt	4.9	6.3
Average Per Comp.	12.5	15.5
Average Per Game	81.2	106.9
Passing TD	-	-
TOTAL OFFENSE	2241	3118
Total Plays	584	625
Average Per Play	3.8	5.0
Average Per Game	224.1	311.8
KICKOFF RETURNS	38-711	21-269
Average	18.7	12.8
PUNT RETURNS	27-272	37-462
Average	10.1	12.5
INTERCEPTION RETURNS	20-152	19-145
Average	7.6	7.6
FUMBLES-LOST	25-14	25-13
PENALTIES-YARDS	55-492	82-730
Average Per Game	49.2	73.0
PUNTS-YARDS	68-2229	57-2022
Average Per Punt	32.8	35.5
TIME OF POSSESSION	-	-
TOUCHDOWNS	17	-
Rushing	11	-
Passing	5	-
Return	1	-
PAT Kicks	10-17	-
2-point Attempts	0-0	-
Field Goals	0-0	-
Safeties	-	-
TOTAL POINTS	116	197
AVERAGE PER GAME	11.6	19.7

RUSHING

Player	G	Att	Gain	Loss	Net	Avg.	TD	Lg	Gm
Chauncey	-	90	444	16	428	4.76	3	-	-
Angle	-	92	466	59	407	4.42	2	-	-
Halbert	-	74	411	33	378	5.11	3	-	-
Paulson	-	29	118	19	99	3.42	0	-	-
Don Laun	-	19	63	7	56	2.99	0	-	-
Klootwyk	-	20	43	1	42	2.10	1	-	-
Rothacker	-	13	45	4	41	3.15	0	-	-
Green	-	5	34	1	33	6.60	0	-	-
McGlynn	-	4	27	0	27	6.75	0	-	-
Grundman	-	3	9	2	7	2.33	0	-	-
Carney	-	2	6	0	6	3.00	0	-	-
Dean Laun	-	2	5	0	5	2.50	0	-	-
Sutherland	-	1	0	4	-4	-4.00	0	-	-
Griffith	-	14	41	45	-4	-0.29	0	-	-
Ferguson	-	37	63	78	-15	-0.41	2	-	-
Weeks	-	12	8	66	-58	-4.83	0	-	-

PASSING

Player	G	Att-Cmp-Int	Pct.	Yds	TD	Lg	Gm
Ferguson	-	71-32-11	.451	367	0	-	-
Weeks	-	36-14-3	.389	257	1	-	-
Griffith	-	25-7-2	.280	125	3	-	-
Sutherland	-	14-3-0	.214	63	1	-	-
Halbert	-	10-5-0	.500	0	0	-	-
McGlynn	-	10-2-2	.200	0	0	-	-
Klootwyk	-	3-0-1	.000	0	0	-	-

RECEIVING

Player	G	Rec	Yds	Avg.	TD	Lg	Gm
Dean Laun	-	17	225	13.2	1	-	-
Angle	-	9	109	12.1	1	-	-
Norman	-	9	83	9.2	0	-	-
Wilhelmi	-	7	49	7.0	1	-	-
Halbert	-	7	39	5.6	0	-	-
Klootwyk	-	5	54	13.5	0	-	-
Doran	-	3	71	26.7	0	-	-
Paulson	-	3	62	20.7	1	-	-
Rothacker	-	1	40	40.0	0	-	-
Green	-	1	29	29.0	1	-	-
Chauncey	-	1	15	15.0	0	-	-
Foy	-	1	2	2.0	0	-	-
McGlynn	-	1	-2	-2.0	0	-	-

SCORING

Player	TD	FG	PAT-Kick	PAT-Rush	PAT-Pass	DXP	Saf	Pts
Angle	3	0-0	0-0	0-0	0-0	0	0	18
Chauncey	3	0-0	0-0	0-0	0-0	0	0	18
Halbert	3	0-0	0-0	0-0	0-0	0	0	18
Ferguson	2	0-0	7-4	0-0	0-0	0	0	16
J. Brubaker	0	0-0	10-6	0-0	0-0	0	0	6
Green	1	0-0	0-0	0-0	0-0	0	0	6
Klootwyk	1	0-0	0-0	0-0	0-0	0	0	6
Dean Laun	1	0-0	0-0	0-0	0-0	0	0	6
Paulson	1	0-0	0-0	0-0	0-0	0	0	6
Webb	1	0-0	0-0	0-0	0-0	0	0	6
Wilhelmi	1	0-0	0-0	0-0	0-0	0	0	6

PUNTING

Player	No	Yds	Avg.	Lg	TB	FC	I20	Blk
Angle	23	798	34.70	-	-	-	-	1
Griffith	21	668	31.81	-	-	-	-	-
Sutherland	14	433	30.93	-	-	-	-	-
Halbert	5	167	33.40	-	-	-	-	-
McGlynn	3	126	42.00	-	-	-	-	-
Ferguson	1	37	37.00	-	-	-	-	-

PUNT RETURNS

Player	No	Yds	Avg	TD	Lg
Ferguson	17	155	9.1	-	-
Halbert	4	31	7.8	-	-
Griffith	3	42	14.0	-	-
Weeks	2	15	7.5	-	-
McGlynn	1	28	28.0	-	-

KICKOFF RETURNS

Player	No	Yds	Avg	TD	Lg
Halbert	7	139	19.9	-	-
Paulson	5	115	23.0	-	-
Griffith	3	93	31.0	-	-
Ferguson	3	51	17.0	-	-
Angle	3	46	15.3	-	-
Chauncey	4	67	16.8	-	-
McGlynn	2	61	30.5	-	-
Weeks	2	43	21.5	-	-
Grundman	2	37	18.5	-	-
Don Laun	2	13	6.5	-	-
Dean Laun	2	9	4.5	-	-
Sutherland	1	18	18.0	-	-
Rothacker	1	14	14.0	-	-
Wilhelmi	1	5	5.0	-	-

INTERCEPTIONS

Player	No	Yds	Avg	TD	Lg
Ferguson	3	6	2.0	-	-
B Myers	3	5	1.6	-	-
Rust	2	25	12.5	-	-
Halbert	2	18	9.0	-	-
Webb	1	37	37.0	1	-
Dean Laun	1	20	20.0	-	-
Carney	1	13	13.0	-	-
Wilhelmi	1	11	11.0	-	-
Cimburek	1	7	7.0	-	-
Rothacker	1	5	5.0	-	-
Whalen	1	3	3.0	-	-
Weeks	1	3	3.0	-	-
Angle	1	1	1.0	-	-
Grundman	1	0	0.0	-	-

TOTAL OFFENSE LEADERS

Player	G	Plays	Rush	Pass	Tot	Avg.
Chauncey	-	90	428	0	428	-
Angle	-	92	407	0	407	-
Halbert	-	76	-15	367	352	-

ALL PURPOSE LEADERS

Player	G	Rush	Rec	PR	KR	IR	Tot	Avg.
Halbert	-	378	39	31	139	0	587	-
Angle	-	407	109	0	46	1	563	62.5
Chauncey	-	428	15	0	67	0	510	56.6

Date	Team	Result	Att.	AP	FD	Rushing Att	Rushing Yds	Rushing TD	Passing A-C-I	Passing Yds	Passing TD	Total Off. Plays	Total Off. Yds
S17	Iowa State	W, 64-0	6,951	-	25	57	417	6	20-13-0	251	4	77	668
	DUBUQUE			-	6	32	94	0	20-6-3	46	0	52	140
S24	Iowa State	T, 20-20	31,883	-	18	53	215	3	18-8-3	155	0	71	370
	at Illinois			-	14	45	209	3	16-8-2	97	0	61	306
O1	Iowa State	W, 19-6	21,346	-	15	55	248	2	19-9-2	130	1	74	378
	at Kansas*			-	13	47	257	1	19-6-2	101	0	66	358
O8	Iowa State	W, 13-6	16,234	-	11	46	187	2	12-4-0	47	0	58	234
	at Colorado*			-	14	54	202	1	14-3-1	40	0	68	242
O15	Iowa State	W, 25-21	18,792	-	18	42	179	2	25-13-0	210	2	67	389
	KANSAS STATE*			-	18	53	207	3	10-5-1	84	0	63	291
O22	Iowa State	L, 0-32	17,232		12	40	96	0	30-9-2	114	0	70	210
	MISSOURI*			18	18	70	406	5	10-3-1	57	0	80	463
O29	Iowa State	L, 7-34	38,149	-	12	31	23	0	28-18-1	281	1	59	304
	at Oklahoma*			3	20	65	336	5	8-4-0	115	0	73	451
N5	Iowa State	W, 21-8	18,311	-	13	49	129	3	20-9-1	137	0	69	266
	at Drake			-	12	45	241	1	14-4-5	53	0	59	294
N12	Iowa State	L, 0-7	13,558	-	12	70	230	0	17-4-1	2	0	87	232
	NEBRASKA*			-	4	34	85	1	1-0-0	0	0	35	85

Head Coach: Abe Stuber **Captain:** Dean Laun
Offense: LE Dean Laun, LT Lowell Titus, LG Joe Brubaker, C Rod Rust, RG Billy Myers, RT John Tillo, RE Jim Doran, QB Don Ferguson, LH Lawrence Paulson, RH Bob Angle, FB Bill Chauncey

BY QUARTERS	1	2	3	4	OT	Total
Iowa State	33	46	52	38	-	169
Opponents	20	35	54	25	-	134

TEAM STATISTICS	Iowa State	Opponents
FIRST DOWNS	136	119
Rushing	89	91
Passing	45	23
Penalty	2	5
RUSHING YARDAGE	1724	2037
Yards Gained	1997	2311
Yards Lost	273	274
Rushing Attempts	443	445
Average Per Rush	3.9	4.6
Average Per Game	191.6	226.3
Rushing TD	-	-
PASSING YARDAGE	1327	593
Attempts	189	112
Completions	87	39
Interceptions	10	15
Average Per Attempt	7.0	5.3
Average Per Comp.	15.2	15.2
Average Per Game	147.4	65.9
Passing TD	8	0
TOTAL OFFENSE	3051	2630
Total Plays	632	557
Average Per Play	4.8	4.7
Average Per Game	339	292.2
KICKOFF RETURNS	27-381	34-552
Average	18.4	16.2
PUNT RETURNS	30-332	24-321
Average	10.7	13.4
INTERCEPTION RETURNS	15-184	10-105
Average	12.3	10.5
FUMBLES-LOST	22-14	32-21
PENALTIES-YARDS	64-459	76-569
Average Per Game	51.0	63.2
PUNTS-YARDS	50-1721	64-2079
Average Per Punt	34.4	32.5
TIME OF POSSESSION	-	-
TOUCHDOWNS	26	-
Rushing	17	-
Passing	8	-
Return	1	-
PAT Kicks	13-26	-
2-point Attempts	0-0	-
Field Goals	0-0	-
Safeties	-	-
TOTAL POINTS	169	134
AVERAGE PER GAME	18.8	14.9

RUSHING

Player	G	Att	Gain	Loss	Net	Avg.	TD	Lg	Gm
Chauncey	-	134	593	49	544	4.06	5	-	-
Paulsen	-	76	300	4	296	3.89	1	-	-
Angle	-	70	305	15	290	4.14	1	-	-
Green	-	43	235	27	208	4.84	1	-	-
Meling	-	14	83	1	82	5.86	1	-	-
Ferguson	-	9	94	2	92	10.22	1	-	-
Doran	-	10	58	0	58	5.80	0	-	-
McGlynn	-	8	58	2	56	7.00	0	-	-
Schnell	-	7	40	1	39	5.57	1	-	-
Delbridge	-	3	35	0	35	11.67	0	-	-
Grundman	-	6	28	0	28	4.67	2	-	-
Weeks	-	53	138	128	10	0.19	4	-	-
Sturtz	-	2	10	0	10	5.00	0	-	-
Shaner	-	1	2	0	2	2.00	0	-	-
Omer	-	1	0	2	-2	-2.0	0	-	-
Steward	-	4	18	24	-6	-1.50	0	-	-
Rothacker	-	2	0	18	-18	-9.0	0	-	-

PASSING

Player	G	Att-Cmp-Int	Pct.	Yds	TD	Lg	Gm
Weeks	-	176-79-10	.449	1247	7	-	-
Sutherland	-	5-4-0	.800	39	1	-	-
Ferguson	-	4-3-0	.750	28	0	-	-
Chauncey	-	2-1-0	.500	13	0	-	-
Steward	-	2-0-0	.000	0	0	-	-

RECEIVING

Player	G	Rec	Yds	Avg.	TD	Lg	Gm
Doran	-	34	688	20.2	4	-	-
Dean Laun	-	19	225	11.8	1	-	-
Angle	-	16	271	16.9	2	-	-
Norman	-	6	55	9.1	0	-	-
Paulson	-	4	41	10.3	0	-	-
Shaner	-	2	30	15.0	0	-	-
Foy	-	2	10	5.0	1	-	-
Chauncey	-	2	-15	-7.5	0	-	-
Meling	-	1	7	12.0	0	-	-
Jensen	-	1	7	6.0	0	-	-
Tillo	-	0	4	4.0	0	-	-

SCORING

Player	TD	FG	PAT-Kick	PAT-Rush	PAT-Pass	DXP	Saf	Pts
Chanuncey	5	0-0	0-0	0-0	0-0	0	0	30
Doran	4	0-0	0-0	0-0	0-0	0	0	24
Weeks	4	0-0	0-0	0-0	0-0	0	0	24
Angle	3	0-0	0-0	0-0	0-0	0	0	18
Grundman	2	0-0	0-0	0-0	0-0	0	0	12
Ferguson	1	0-0	8-4	0-0	0-0	0	0	10
J. Brubaker	0	0-0	12-7	0-0	0-0	0	0	7
Green	1	0-0	0-0	0-0	0-0	0	0	6
Schnell	1	0-0	0-0	0-0	0-0	0	0	6
Laun	1	0-0	0-0	0-0	0-0	0	0	6
Foy	1	0-0	0-0	0-0	0-0	0	0	6
Meling	1	0-0	0-0	0-0	0-0	0	0	6
Paulson	1	0-0	0-0	0-0	0-0	0	0	6
Rothacker	1	0-0	0-0	0-0	0-0	0	0	6
Waugh	0	0-0	5-2	0-0	0-0	0	0	2
H. Brubaker	0	0-0	1-0	0-0	0-0	0	0	0

PUNTING

Player	No	Yds	Avg.	Lg	TB	FC	I20	Blk
Angle	26	902	34.62	-	-	-	-	-
Omer	24	819	34.13	-	-	-	-	-

PUNT RETURNS

Player	No	Yds	Avg	TD	Lg
Ferguson	14	209	14.9	-	-
McGlynn	10	83	8.3	-	-
Steward	4	29	7.3	-	-
Rothacker	1	1	1.0	-	-
Weeks	1	0	0.0	-	-

KICKOFF RETURNS

Player	No	Yds	Avg	TD	Lg
Ferguson	12	198	16.5	-	-
Steward	3	48	16.0	-	-
Angle	1	26	26.0	-	-
Rothacker	1	20	20.0	-	-
Green	1	14	14.0	-	-
Weeks	1	12	12.0	-	-
Laun	1	12	12.0	-	-
Beal	1	11	11.0	-	-
Paulson	1	10	10.0	-	-
Doran	1	10	10.0	-	-
Delbridge	1	8	8.0	-	-
Schnell	1	6	6.0	-	-
McGlynn	1	5	5.0	-	-
Meling	1	1	1.0	-	-

INTERCEPTIONS

Player	No	Yds	Avg	TD	Lg
McGlynn	4	96	24.0	-	-
Ferguson	4	16	4.0	-	-
Rothacker	3	30	10.0	1	-
Omer	2	37	18.5	-	-
Angle	1	5	5.0	-	-
Laun	1	0	0.0	-	-

TOTAL OFFENSE LEADERS

Player	G	Plays	Rush	Pass	Tot	Avg.
Weeks	-	229	10	1247	1257	-
Chauncey	-	136	544	13	557	-
Paulsen	-	76	296	0	296	-

ALL PURPOSE LEADERS

Player	G	Rush	Rec	PR	KR	IR	Tot	Avg.
Doran	-	58	688	0	10	0	746	-
Chauncey	-	544	-15	0	0	0	532	59.1
Paulson	-	296	41	0	10	0	347	-

1950 (3-6-1, 2-3-1 BIG SEVEN, 5TH)

Date	Team	Result	Att.	AP	FD	Rushing Att	Rushing Yds	Rushing TD	Passing A-C-I	Passing Yds	Passing TD	Total Off. Plays	Total Off. Yds
S23	Iowa State	W, 14-7	10,739	-	17	53	198	2	17-5-1	93	0	70	291
	COLORADO*			-	8	45	118	1	10-4-1	84	0	55	202
S30	Iowa State	L, 13-23	38,473	-	15	39	120	1	29-15-3	151	1	68	271
	at Northwestern			-	20	64	292	3	24-8-0	142	1	88	434
O7	Iowa State	W, 26-8	11,001	-	18	55	171	4	21-11-0	237	2	76	408
	NORTHERN IOWA			-	10	50	178	1	5-0-0	0	0	55	178
O14	Iowa State	L, 21-33	17,392	-	18	34	144	2	26-17-3	198	1	60	342
	KANSAS*			-	20	62	355	4	10-2-1	43	1	72	398
O21	Iowa State	T, 20-20	23,101	-	16	37	103	0	28-17-2	279	3	65	382
	at Missouri*			-	20	66	277	2	16-5-3	87	1	82	364
O28	Iowa State	L, 7-20	16,883	-	13	40	102	0	19-9-2	121	1	59	223
	OKLAHOMA*			3	22	54	234	3	10-4-0	76	0	64	310
N4	Iowa State	W, 13-7	13,342	-	16	51	274	2	11-5-1	54	0	62	328
	at Kansas State*			-	15	53	147	1	12-6-1	154	0	65	301
N11	Iowa State	L, 21-35	15,519	-	18	46	123	2	32-15-4	185	1	78	308
	DRAKE			-	16	48	256	4	13-8-2	98	1	61	354
N18	Iowa State	L, 13-20	37,193	-	14	37	108	2	20-11-0	137	0	57	245
	at Nebraska*			18	17	74	266	3	3-0-1	0	0	77	266
N25	Iowa State	L, 26-27	13,868	-	19	40	176	4	23-12-2	119	0	63	295
	at Arizona			-	24	64	283	4	10-5-1	57	0	74	340

Head Coach: Abe Stuber **Captain:** Vince Beacom

Offense - LE Sy Wilhelmi, LT Lowell Titus, LG Stan Campbell, C Rollie Arns, RG Bob Matheson, RT John Tillo, RE Jim Doran, QB Bill Weeks, LH Melvin Meling, RH Mark Rothacker, FB Maury Schnell

BY QUARTERS	1	2	3	4	OT	Total
Iowa State	18	48	34	74	-	174
Opponents	59	57	44	40	-	200

TEAM STATISTICS	Iowa State	Opponents
FIRST DOWNS	164	172
Rushing	94	136
Passing	61	33
Penalty	9	3
RUSHING YARDAGE	1519	2406
Yards Gained	1827	2710
Yards Lost	308	304
Rushing Attempts	432	580
Average Per Rush	3.5	4.1
Average Per Game	151.9	240.6
Rushing TD	-	-
PASSING YARDAGE	1574	741
Attempts	226	169
Completions	117	69
Interceptions	18	20
Average Per Attempt	7.0	6.3
Average Per Comp.	13.5	17.6
Average Per Game	157.4	74.1
Passing TD	9	4
TOTAL OFFENSE	3093	3147
Total Plays	658	693
Average Per Play	4.7	4.5
Average Per Game	309.3	314.7
KICKOFF RETURNS	40-689	34-570
Average	17.2	16.8
PUNT RETURNS	26-191	24-176
Average	7.3	7.3
INTERCEPTION RETURNS	20-209	18-178
Average	10.5	9.9
FUMBLES-LOST	27-18	27-13
PENALTIES-YARDS	49-386	61-470
Average Per Game	38.6	47.0
PUNTS-YARDS	44-1461	49-1741
Average Per Punt	33.2	35.5
TIME OF POSSESSION	-	-
TOUCHDOWNS	26	-
Rushing	17	-
Passing	9	-
Return	0	-
PAT Kicks	18-26	-
2-point Attempts	0-0	-
Field Goals	0-0	-
Safeties	-	-
TOTAL POINTS	174	200
AVERAGE PER GAME	17.4	20.0

RUSHING

Player	G	Att	Gain	Loss	Net	Avg.	TD	Lg	Gm
Schnell	-	131	520	30	490	3.7	1	-	-
Meling	-	59	317	11	306	5.2	1	-	-
Congiardo	-	59	213	60	153	2.6	3	-	-
Rothacker	-	34	182	32	150	4.4	1	-	-
Weeks	-	58	246	125	121	2.1	6	-	-
Green	-	32	119	2	117	3.7	1	-	-
Cimburek	-	16	77	0	77	4.8	1	-	-
McGlynn	-	24	76	24	52	2.2	3	-	-
laun	-	16	47	11	36	2.2	0	-	-
Carney	-	5	21	8	13	2.6	0	-	-
Eichorn	-	1	9	0	9	9.0	0	-	-
Doran	-	1	0	5	-5	-5.0	0	-	-

PASSING

Player	G	Att-Cmp-Int	Pct.	Yds	TD	Lg	Gm
Weeks	-	220-116-16	.527	1552	9	-	-
Ferguson	-	3-1-1	.333	22	0	-	-
Griffith	-	1-0-0	.000	0	0	-	-
Sutherland	-	1-0-0	.000	0	0	-	-
Halbert	-	1-0-1	.00	0	0	-	-

RECEIVING

Player	G	Rec	Yds	Avg.	TD	Lg	Gm
Doran	-	42	651	15.5	6	-	-
Wilhelmi	-	38	443	11.7	2	-	-
Meling	-	12	101	8.4	1	-	-
Congiardo	-	8	120	15.0	0	-	-
McGlynn	-	5	59	11.8	0	-	-
Schnell	-	4	52	13.0	0	-	-
Voetberg	-	2	23	11.5	0	-	-
Titus	-	1	19	19.0	0	-	-
Carney	-	1	37	37.0	0	-	-
Barritt	-	1	14	14.0	0	-	-
Eichorn	-	1	9	9.0	0	-	-
Rothacker	-	1	8	8.0	0	-	-
Green	-	1	5	5.0	0	-	-
Brockmeyer	-	0	12	0.0	0	-	-
Beacom	-	0	6	0.0	0	-	-
McDermott	-	0	5	0.0	0	-	-

SCORING

Player	TD	FG	PAT Kick	PAT Rush	PAT Pass	DXP	Saf	Pts
Doran	6	0-0	0-0	0-0	0-0	0	0	36
Weeks	6	0-0	0-0	0-0	0-0	0	0	36
McGlynn	3	0-0	0-0	0-0	0-0	0	0	18
Clendening	0	0-0	26-18	0-0	0-0	0	0	18
Congiardo	3	0-0	0-0	0-0	0-0	0	0	18
Meling	2	0-0	0-0	0-0	0-0	0	0	12
Wilhelmi	2	0-0	0-0	0-0	0-0	0	0	12
Schnell	1	0-0	0-0	0-0	0-0	0	0	6
Green	1	0-0	0-0	0-0	0-0	0	0	6
Rothacker	1	0-0	0-0	0-0	0-0	0	0	6
Cimburek	1	0-0	0-0	0-0	0-0	0	0	6

PUNTING

Player	No	Yds	Avg.	Lg	TB	FC	I20	Blk
Grenn	35	1150	32.86	-	-	-	-	-
Schnell	5	178	34.60	-	-	-	-	1
Congiardo	4	133	33.25	-	-	-	-	-

PUNT RETURNS

Player	No	Yds	Avg	TD	Lg
Rothacker	8	63	7.9	-	-
McGlynn	6	45	7.5	-	-
Steward	6	22	3.7	-	-
Carney	1	28	28.0	-	-
Eichorn	1	19	19.0	-	-
Laun	1	7	7.0	-	-
Campbell	1	6	6.0	-	-
Hess	2	6	3.0	-	-

KICKOFF RETURNS

Player	No	Yds	Avg	TD	Lg
Green	11	247	22.5	-	-
Rothacker	7	124	17.7	-	-
Eichorn	5	64	12.8	-	-
Hess	3	60	20.0	-	-
Cimburek	5	43	8.6	-	-
Meling	2	45	22.5	-	-
McGlynn	2	22	11.0	-	-
Laun	1	17	17.0	-	-
Voetberg	1	10	10.0	-	-
Congiardo	1	9	9.0	-	-

INTERCEPTIONS

Player	No	Yds	Avg	TD	Lg
Rothacker	3	61	20.3	-	-
Cimburek	2	107	53.5	-	-
McGlynn	2	25	12.5	-	-
Arns	1	9	9.0	-	-
Hess	1	7	7.0	-	-
Byrus	1	0	0.0	-	-

TOTAL OFFENSE LEADERS

Player	G	Plays	Rush	Pass	Tot	Avg.
Weeks		278	121	1552	1673	6.02
Schnell		131	490	0	490	3.74
Meling		59	306	0	306	5.19

ALL PURPOSE LEADERS

Player	G	Rush	Rec	PR	KR	IR	Tot	Avg.
Doran	-	5	651	0	0	0	646	-
Schnell	-	490	52	0	0	0	542	54.2
Wilhelmi	-	0	443	0	0	0	443	-

Date	Team	Result	Att.	AP	FD	Rushing Att	Rushing Yds	Rushing TD	Passing A-C-I	Passing Yds	Passing TD	Total Off. Plays	Total Off. Yds
S22	Iowa State	W, 53-21	9,145	-	20	63	257	4	14-11-1	174	4	77	431
	WAYNE			-	10	34	84	2	23-9-2	179	1	57	263
S29	Iowa State	L, 33-53	26,000	-	17	71	238	5	25-8-3	84	0	96	322
	at Kansas*			-	8	38	223	6	13-4-2	135	2	51	358
O6	Iowa State	T, 6-6	4,748	-	1	47	5	0	0-0-0	0	0	47	5
	at Marquette			-	9	64	141	0	12-5-2	99	1	76	240
O13	Iowa State	W, 32-6	15,789	-	22	48	153	2	29-17-3	196	2	77	349
	KANSAS STATE*			-	11	34	84	0	24-10-3	94	0	58	178
O20	Iowa State	W, 21-14	9,264	-	13	55	181	0	13-7-0	64	2	68	245
	MISSOURI*			-	9	38	86	1	26-10-3	83	1	64	189
O27	Iowa State	W, 13-0	15,627	-	17	48	168	1	27-14-0	217	1	74	385
	at Drake			-	9	43	119	0	18-4-3	34	0	61	153
N3	Iowa State	L, 20-47	23,462	-	16	42	168	1	29-11-4	246	2	71	414
	at Colorado*			-	10	52	262	4	8-5-1	109	1	60	371
N10	Iowa State	L, 27-34	15,519	-	13	33	92	0	40-22-5	254	4	73	346
	NEBRASKA*			-	17	40	123	1	38-16-3	253	3	78	376
N17	Iowa State	L, 6-35	34,761	-	15	38	95	0	41-18-2	183	1	79	285
	at Oklahoma*			12	17	63	328	4	9-6-0	109	1	72	437

Head Coach: Abe Stuber **Captain:** Stan Campbell

Offense: LE Mal Schmidt, LT Jack Lessin, LG Stan Campbell, C Rollie Arns, RG Carl Brettschneider, RT Bob Mateson, RE Bob Voetberg, QB Dick Mann, LH Dick Cherpinsky, RH Frank Congiardo, FB Maury Schnell

BY QUARTERS	1	2	3	4	OT	Total
Iowa State	58	59	40	54	-	211
Opponents	41	41	68	66	-	216

TEAM STATISTICS	Iowa State	Opponents
FIRST DOWNS	134	100
Rushing	73	64
Passing	54	35
Penalty	7	1
RUSHING YARDAGE	1357	1450
Yards Gained	1596	1860
Yards Lost	239	410
Rushing Attempts	445	406
Average Per Rush	3.0	3.6
Average Per Game	150.8	161.1
Rushing TD	-	-
PASSING YARDAGE	1418	1098
Attempts	218	171
Completions	109	69
Interceptions	18	19
Average Per Attempt	6.5	6.4
Average Per Comp.	13.0	15.9
Average Per Game	157.6	122.0
Passing TD	16	10
TOTAL OFFENSE	2782	2548
Total Plays	662	577
Average Per Play	4.2	4.4
Average Per Game	309.1	283.1
KICKOFF RETURNS	37-504	37-817
Average	13.6	22.1
PUNT RETURNS	35-420	36-410
Average	12.0	11.4
INTERCEPTION RETURNS	19-242	18-351
Average	12.7	19.5
FUMBLES-LOST	22-17	33-20
PENALTIES-YARDS	61-427	52-489
Average Per Game	47.4	54.3
PUNTS-YARDS	67-2250	58-2087
Average Per Punt	33.58	35.98
TIME OF POSSESSION	-	-
TOUCHDOWNS	31	-
Rushing	13	-
Passing	16	-
Return	2	-
PAT Kicks	20-30	-
2-point Attempts	0-0	-
Field Goals	1-1	-
Safeties	-	-
TOTAL POINTS	211	216
AVERAGE PER GAME	23.4	24.0

RUSHING

Player	G	Att	Gain	Loss	Net	Avg.	TD	Lg	Gm
Congiardo	-	99	377	62	315	3.2	2	-	-
Schnell	-	83	274	12	262	3.2	0	-	-
Cherpinsky	-	55	255	9	246	4.5	2	-	-
Cozzi	-	61	204	33	171	2.8	5	-	-
Meling	-	28	147	5	142	5.1	1	-	-
Eichorn	-	18	75	0	75	4.2	0	-	-
Stevenson	-	24	79	8	71	3.0	0	-	-
Robertson	-	10	52	0	52	5.2	0	-	-
Cox	-	17	51	7	44	2.6	0	-	-
Houser	-	3	15	0	15	5.0	0	-	-
Hess	-	7	23	18	5	0.7	0	-	-
Matheson	-	1	3	0	3	3.0	0	-	-
Liljeberg	-	3	2	0	2	0.7	0	-	-
Spence	-	1	0	0	0	0.0	0	-	-
Rooker	-	2	3	4	-1	-0.5	0	-	-
Shupe	-	1	0	3	-3	-3.0	0	-	-
Shibley	-	2	0	18	-18	-9.0	0	-	-
Mann	-	31	36	64	-28	-0.9	3	-	-

PASSING

Player	G	Att-Cmp-Int	Pct.	Yds	TD	Lg	Gm
Mann	-	212-104-17	.491	1296	15	-	-
Hess	-	4-3-1	.750	87	1	-	-
Congiardo	-	1-1-0	1.00	23	0	-	-
Cox	-	1-1-0	1.00	19	0	-	-

RECEIVING

Player	G	Rec	Yds	Avg.	TD	Lg	Gm
Schmidt	-	33	547	16.6	5	-	-
Voetberg	-	17	210	12.4	2	-	-
Congiardo	-	11	98	8.9	1	-	-
Cozzi	-	9	134	14.9	1	-	-
Cherpinsky	-	8	85	10.6	2	-	-
Cox	-	6	95	15.8	1	-	-
Rohwedder	-	5	75	15.0	0	-	-
Hemingway	-	4	33	8.3	0	-	-
Meling	-	4	23	5.8	1	-	-
Schnell	-	4	6	1.5	1	-	-
Beal	-	2	12	6.0	1	-	-
Houser	-	1	66	66.0	1	-	-
Brettschneider	-	1	14	14.0	0	-	-
Eichorn	-	1	10	10.0	0	-	-
Foster	-	1	8	8.0	0	-	-
Burkett	-	1	7	7.0	0	-	-

SCORING

Player	TD	FG	PAT-Kick	PAT-Rush	PAT-Pass	DXP	Saf	Pts
Cozzi	6	0-0	0-0	0-0	0-0	0	0	36
Schmidt	5	0-0	0-0	0-0	0-0	0	0	30
Cherpinsky	4	0-0	0-0	0-0	0-0	0	0	24
Clendening	0	1-1	30-20	0-0	0-0	0	0	23
Mann	3	0-0	0-0	0-0	0-0	0	0	18
Congiardo	3	0-0	0-0	0-0	0-0	0	0	18
Voetberg	2	0-0	0-0	0-0	0-0	0	0	12
Meling	2	0-0	0-0	0-0	0-0	0	0	12
Rohwedder	1	0-0	0-0	0-0	0-0	0	0	6
Houser	1	0-0	0-0	0-0	0-0	0	0	6
Beal	1	0-0	0-0	0-0	0-0	0	0	6
Eichorn	1	0-0	0-0	0-0	0-0	0	0	6
Schnell	1	0-0	0-0	0-0	0-0	0	0	6
Cox	1	0-0	0-0	0-0	0-0	0	0	6

PUNTING

Player	No	Yds	Avg.	Lg	TB	FC	I20	Blk
Hess	53	1749	33.00	-	-	-	-	-
Congiardo	11	391	35.55	-	-	-	-	-
Schnell	3	110	36.67	-	-	-	-	1

PUNT RETURNS

Player	No	Yds	Avg	TD	Lg
Hess	20	236	11.8	-	-
Eichorn	11	149	13.5	-	-
Olson	1	18	18.0	-	-
Shupe	1	15	15.0	-	-
Cox	1	2	2.0	-	-
Mellgren	1	0	0.0	-	-

KICKOFF RETURNS

Player	No	Yds	Avg	TD	Lg
Cherpinsky	6	100	16.7	-	-
Schnell	6	89	14.8	-	-
Hess	6	104	17.3	-	-
Cox	3	49	16.3	-	-
Congiardo	3	39	13.0	-	-
Cozzi	3	38	12.7	-	-
Burkett	3	28	9.3	-	-
Hemingway	2	8	4.0	-	-
Eichorn	1	24	24.0	-	-
Voetberg	1	2	2.0	-	-
Spence	1	0	0.0	-	-
Meling	1	21	21.0	-	-
Campbell	1	2	2.0	-	-

INTERCEPTIONS

Player	No	Yds	Avg	TD	Lg
Hess	5	28	5.6	-	-
Eichorn	3	55	18.3	1	-
Brettschneider	3	30	10.0	-	-
Shupe	3	17	5.7	-	-
Rohwedder	1	43	43.0	1	-
Hemingway	1	32	32.0	-	-
Rawley	1	15	15.0	-	-
Jacobson	1	7	7.0	-	-
Cherpinsky	1	5	5.0	-	-

TOTAL OFFENSE LEADERS

Player	G	Plays	Rush	Pass	Tot	Avg.
Mann	-	212	0	1296	1296	-

ALL PURPOSE LEADERS

Player	G	Rush	Rec	PR	KR	IR	Tot	Avg.
Schmidt	-	0	547	0	0	0	547	-
Congiardo	-	315	98	0	100	5	518	57.6
Schnell	-	262	6	0	89	0	357	-

1952 (3-6, 1-5 BIG SEVEN, 6TH)

Date	Team	Result	Att.	AP	FD	Rushing Att	Rushing Yds	Rushing TD	Passing A-C-I	Passing Yds	Passing TD	Total Off. Plays	Total Off. Yds
S20	Iowa State	W, 57-19	10,241	-	22	53	318	4	18-8-1	152	4	71	470
	SOUTH DAKOTA STATE			-	11	44	88	2	12-5-1	115	0	56	203
S27	Iowa State	L, 7-33	47,702	-	14	62	123	1	12-4-6	37	0	74	160
	at Illinois			5	13	32	103	3	21-11-5	191	1	53	294
O4	Iowa State	L, 0-16	35,610	-	12	36	85	0	18-12-1	124	0	54	209
	at Nebraska*			-	19	68	351	2	5-2-1	39	0	73	390
O11	Iowa State	L, 0-43	10,101	-	6	37	93	0	14-6-3	66	0	51	159
	KANSAS*			9	23	71	270	3	18-9-1	196	3	89	466
O18	Iowa State	L, 12-21	12,214	-	10	46	147	1	23-9-2	88	1	69	235
	COLORADO*			-	11	45	147	1	17-8-1	84	1	62	231
O25	Iowa State	L, 0-19	16,160	-	5	22	43	0	17-8-2	69	0	39	112
	at Missouri*			-	24	70	276	2	24-14-1	184	1	94	460
N1	Iowa State	L, 0-41	9,619	-	6	48	54	0	19-5-4	57	0	67	111
	OKLAHOMA*			3	16	68	297	5	6-4-1	114	1	74	411
N8	Iowa State	W, 55-7	8,313	-	24	76	396	6	13-4-2	98	2	89	494
	DRAKE			-	10	33	52	0	37-9-7	101	1	70	153
N22	Iowa State	W, 27-0	11,958	-	20	71	280	4	15-9-1	34	0	86	314
	at Kansas State*			-	8	35	82	0	9-3-1	32	0	44	114

Head Coach: Abe Stuber **Captains:** Carl Brettschneider, Bill Byrus

Offense - LE Barney Alleman, LT Jack Lessin, LG Gean Kowalski, C Rollie Arns, RG Carl Brettschneider, RT Bob Matheson, RE Bob Rohwedder, QB Rich Mann, LH Dick Cherpinsky, RH Emory Eichorn, FB Max Burkett

BY QUARTERS	1	2	3	4	OT	Total
Iowa State	42	35	40	41	-	158
Opponents	61	40	63	35	-	199

TEAM STATISTICS	Iowa State	Opponents
FIRST DOWNS	119	135
Rushing	86	90
Passing	30	41
Penalty	3	4
RUSHING YARDAGE	1539	1666
Yards Gained	1896	2075
Yards Lost	357	409
Rushing Attempts	451	466
Average Per Rush	3.4	3.6
Average Per Game	171.0	185.1
Rushing TD	-	-
PASSING YARDAGE	725	1056
Attempts	149	149
Completions	65	65
Interceptions	22	19
Average Per Attempt	4.9	7.1
Average Per Comp.	11.2	16.2
Average Per Game	80.5	117.3
Passing TD	7	8
TOTAL OFFENSE	2264	2722
Total Plays	600	615
Average Per Play	3.8	4.4
Average Per Game	251.6	302.4
KICKOFF RETURNS	36-622	29-692
Average	17.3	23.9
PUNT RETURNS	22-216	29-324
Average	9.8	11.2
INTERCEPTION RETURNS	19-108	22-233
Average	5.7	10.6
FUMBLES-LOST	22-15	32-17
PENALTIES-YARDS	41-403	72-634
Average Per Game	44.8	70.4
PUNTS-YARDS	57-2042	42-1555
Average Per Punt	35.8	37.0
TIME OF POSSESSION	-	-
TOUCHDOWNS	24	-
Rushing	17	-
Passing	7	-
Return	0	-
PAT Kicks	18-23	-
2-point Attempts	0-0	-
Field Goals	1-1	-
Safeties	-	-
TOTAL POINTS	158	199
AVERAGE PER GAME	17.6	22.1

RUSHING

Player	G	Att	Gain	Loss	Net	Avg.	TD	Lg	Gm
Cherpinsky	-	62	281	3	278	4.5	3	-	-
Cozzi	-	59	328	70	258	4.4	4	-	-
Eichorn	-	36	169	0	169	4.8	3	-	-
Spence	-	44	172	17	155	3.5	1	-	-
Cox	-	44	155	18	137	3.1	0	-	-
Burkett	-	38	141	5	136	3.6	2	-	-
Congiardo	-	34	166	37	129	3.8	1	-	-
Shupe	-	43	117	9	108	2.5	0	-	-
Walker	-	11	81	4	77	7.0	0	-	-
Rice	-	17	66	0	66	3.9	0	-	-
Plantan	-	39	145	107	38	1.0	2	-	-
Stevenson	-	5	34	0	34	6.8	0	-	-
Gates	-	3	8	0	8	2.7	0	-	-
Mellgren	-	2	7	0	7	3.5	0	-	-
Burns	-	1	2	0	2	2.0	0	-	-
Alleman	-	1	0	68	-8	-8.0	0	-	-
Mann	-	19	24	79	-55	-2.9	0	-	-

PASSING

Player	G	Att-Cmp-Int	Pct.	Yds	TD	Lg	Gm
Mann	-	72-36-9	.527	389	3	-	-
Plantan	-	58-27-8	.333	335	4	-	-
Walker	-	8-2-1	.000	1	0	-	-
Cozzi	-	1-0-0	.000	0	0	-	-
Rice	-	3-0-0	.000	0	0	-	-
Cox	-	1-0-1	.000	0	0	-	-
Congiardo	-	3-0-1	.000	0	0	-	-
Burns	-	3-0-2	.000	0	0	-	-

RECEIVING

Player	G	Rec	Yds	Avg.	TD	Lg	Gm
Rohwedder	-	11	167	15.2	1	-	-
Alleman	-	11	143	13.0	2	-	-
Cox	-	11	100	9.1	1	-	-
Congiardo	-	7	54	7.7	1	-	-
Cozzi	-	5	19	3.8	0	-	-
Shupe	-	5	16	3.2	0	-	-
Rice	-	4	25	6.3	0	-	-
Cherpinsky	-	3	43	14.3	0	-	-
Tidd	-	3	37	12.3	0	-	-
Stevenson	-	1	37	37.0	1	-	-
Hemingway	-	1	44	44.0	1	-	-
Spence	-	1	14	14.0	0	-	-
Walker	-	1	13	13.0	0	-	-
Swale	-	1	13	13.0	0	-	-

SCORING

Player	TD	FG	PAT Kick	PAT Rush	PAT Pass	DXP	Saf	Pts
Cozzi	4	0-0	0-0	0-0	0-0	0	0	24
Cherpinsky	3	0-0	0-0	0-0	0-0	0	0	18
Eichorn	3	0-0	0-0	0-0	0-0	0	0	18
Clendening	0	0-0	22-17	0-0	0-0	0	0	17
Alleman	2	0-0	1-1	0-0	0-0	0	0	13
Burkett	2	0-0	0-0	0-0	0-0	0	0	12
Congiardo	2	0-0	0-0	0-0	0-0	0	0	12
Plantan	2	0-0	0-0	0-0	0-0	0	0	12
Cox	1	0-0	0-0	0-0	0-0	0	0	6
Hemingway	1	0-0	0-0	0-0	0-0	0	0	6
Rohwedder	1	0-0	0-0	0-0	0-0	0	0	6
Spence	1	0-0	0-0	0-0	0-0	0	0	6
Stevenson	1	0-0	0-0	0-0	0-0	0	0	6

SCORING

Player	TD	FG	PAT Kick	PAT Rush	PAT Pass	DXP	Saf	Pts
Rohwedder	1	0-0	0-0	0-0	0-0	0	0	6
Spence	1	0-0	0-0	0-0	0-0	0	0	6
Stevenson	1	0-0	0-0	0-0	0-0	0	0	6

PUNTING

Player	No	Yds	Avg.	Lg	TB	FC	I20	Blk
Alleman	9	1941	36.62	-	-	-	-	-
Congiardo	4	101	25.25	-	-	-	-	-
Stuber	14	503	35.93	-	-	-	-	-
Lutz	14	455	32.50	-	-	-	-	-
Marshall	4	123	30.75	-	-	-	-	-
Burkett	1	28	28.00	-	-	-	-	-

PUNT RETURNS

Player	No	Yds	Avg	TD	Lg
Walker	8	127	15.9	-	-
Mellgren	6	17	2.8	-	-
Cherpinsky	4	23	5.8	-	-
Stevenson	1	16	16.0	-	-
Burkett	1	13	13.0	-	-
Cozzi	1	11	11.0	-	-
Shupe	1	9	9.0	-	-

KICKOFF RETURNS

Player	No	Yds	Avg	TD	Lg
Walker	9	184	20.4	-	-
Cozzi	6	98	16.3	-	-
Cherpinsky	4	68	17.0	-	-
Shupe	3	40	13.3	-	-
Burkett	3	31	10.3	-	-
Stevenson	2	59	29.5	-	-
Eichorn	2	56	28.0	-	-
Spence	2	32	16.0	-	-
Rice	1	22	22.0	-	-
Cox	1	21	21.0	-	-
Burns	1	15	15.0	-	-
Hemingway	1	8	8.0	-	-
Alleman	1	0	0.0	-	-

INTERCEPTIONS

Player	No	Yds	Avg	TD	Lg
Mellgren	8	27	3.4	-	-
Shibley	2	6	3.0	-	-
Burkett	2	5	2.5	-	-
Breggschneider	2	28	16.0	-	-
Shupe	1	14	14.0	-	-
Eichorn	1	13	13.0	-	-
Houser	1	11	11.0	-	-
Johnson	1	3	3.0	-	-
Rawley	1	1	1.0	-	-

TOTAL OFFENSE LEADERS

Player	G	Plays	Rush	Pass	Tot	Avg.
Mann	-	91	-55	389	334	-
Plantan	-	97	38	335	373	-
Eichorn	-	36	169	0	169	-

ALL PURPOSE LEADERS

Player	G	Rush	Rec	PR	KR	IR	Tot	Avg.
Cherpinsky	-	278	43	23	68	0	412	45.8
Walker	-	77	13	127	184	0	401	44.6
Cozzi	-	258	19	11	98	0	386	42.9

1953 (2-7, 1-5 BIG SEVEN, 7TH)

Date	Team	Result	Att.	AP	FD	Rushing Att	Rushing Yds	Rushing TD	Passing A-C-I	Passing Yds	Passing TD	Total Off. Plays	Total Off. Yds
S19	Iowa State	W, 35-0	9,986	-	19	64	286	4	18-5-0	117	1	82	403
	SOUTH DAKOTA			-	9	39	87	0	18-6-1	64	0	57	151
S26	Iowa State	L, 0-35	37,960	-	7	39	98	0	19-4-2	47	0	58	145
	at Northwestern			-	18	51	412	4	23-9-1	158	1	74	570
O3	Iowa State	L, 0-23	23,676	-	6	37	47	0	13-3-2	51	0	50	98
	at Kansas*			-	17	60	266	3	7-3-0	69	0	67	335
O10	Iowa State	L, 12-20	8,037	-	16	55	174	2	10-4-3	61	0	65	235
	KANSAS STATE*			-	10	43	222	2	7-3-0	68	1	50	290
O17	Iowa State	W, 13-6	12,486	-	12	57	162	1	7-5-1	63	1	64	225
	MISSOURI*			-	14	43	149	0	19-6-1	70	1	62	219
O24	Iowa State	L, 7-12	5,648	-	13	34	73	0	20-10-1	186	1	54	259
	at Drake			-	12	48	116	2	14-8-0	104	0	52	220
O31	Iowa State	L, 34-41	22,136	-	17	48	230	3	18-12-2	218	2	66	448
	at Colorado*			-	17	45	278	3	14-6-1	117	2	59	395
N7	Iowa State	L, 19-27	12,116	-	14	44	156	3	22-16-2	131	0	66	287
	NEBRASKA*			-	12	48	216	4	7-4-1	78	0	55	294
N14	Iowa State	L, 0-47	43,713	-	12	24	61	0	32-17-2	100	0	56	161
	at Oklahoma*			6	18	59	376	4	8-5-0	123	2	67	499

Head Coach: Abe Stuber **Captains:** Jack Lessin, Jim Rawley

Offense - LE Barney Alleman, LT Ralph Brown, LG Bill Wilson, C Jim Rawley, RG Gean Kowalski, RT Jack Lessin, RE Kim Tidd, QB Bill Plantan, LH Dan Rice, RG Dick Cox, FB Max Burkett

BY QUARTERS	1	2	3	4	OT	Total
Iowa State	35	34	14	37	-	120
Opponents	34	56	74	47	-	211

TEAM STATISTICS	Iowa State	Opponents
FIRST DOWNS	116	127
Rushing	83	90
Passing	29	33
Penalty	4	4
RUSHING YARDAGE	1287	2122
Yards Gained	1521	2320
Yards Lost	234	198
Rushing Attempts	402	436
Average Per Rush	3.2	4.9
Average Per Game	143	235.8
Rushing TD	-	-
PASSING YARDAGE	974	851
Attempts	159	117
Completions	76	50
Interceptions	15	5
Average Per Attempt	6.1	7.3
Average Per Comp.	12.8	17.0
Average Per Game	108.2	94.6
Passing TD	5	7
TOTAL OFFENSE	2261	2973
Total Plays	561	553
Average Per Play	4.0	5.4
Average Per Game	251.2	330.0
KICKOFF RETURNS	39-662	23-523
Average	17.0	22.7
PUNT RETURNS	17-137	28-338
Average	8.1	12.1
INTERCEPTION RETURNS	5-35	15-266
Average	7.0	17.7
FUMBLES-LOST	35-19	41-27
PENALTIES-YARDS	26-237	59-503
Average Per Game	26.3	55.9
PUNTS-YARDS	46-1589	36-1228
Average Per Punt	34.5	34.1
TIME OF POSSESSION	-	-
TOUCHDOWNS	18	-
Rushing	13	-
Passing	5	-
Return	0	-
PAT Kicks	12-18	-
2-point Attempts	0-0	-
Field Goals	0-0	-
Safeties	-	-
TOTAL POINTS	120	211

RUSHING

Player	G	Att	Gain	Loss	Net	Avg.	TD	Lg	Gm
Burkett	-	109	367	25	342	3.1	1	-	-
Lutz	-	78	356	35	321	4.1	2	-	-
Cox	-	43	163	21	142	3.3	1	-	-
Rice	-	31	125	3	122	3.9	3	-	-
Plantan	-	38	137	21	116	3.1	5	-	-
Philmon	-	26	101	6	95	3.7	0	-	-
Houser	-	18	72	17	55	3.1	0	-	-
Lorenzen	-	6	24	0	24	4.0	1	-	-
Wager	-	5	19	0	19	3.8	0	-	-
Molis	-	4	18	0	18	4.5	0	-	-
Clark	-	1	14	0	14	14.0	0	-	-
Alexander	-	6	18	4	14	2.3	0	-	-
Tidd	-	1	10	0	10	10.0	0	-	-
Hart	-	2	10	0	10	5.0	0	-	-
Heckmiller	-	2	9	0	9	4.5	0	-	-
Stuber	-	23	48	63	-15	-0.7	0	-	-
Hobbs	-	10	20	39	-19	-1.9	0	-	-

PASSING

Player	G	Att-Cmp-Int	Pct.	Yds	TD	Lg	Gm
Plantan	-	100-57-9	.570	723	4	-	-
Hobbs	-	35-11-5	.314	208	1	-	-
Stuber	-	20-7-1	.350	36	0	-	-
Hart	-	4-1-0	.250	7	0	-	-

RECEIVING

Player	G	Rec	Yds	Avg.	TD	Lg	Gm
Burkett	-	16	41	2.6	0	-	-
Lutz	-	15	249	16.6	3	-	-
Tidd	-	10	226	22.6	1	-	-
Clark	-	7	64	9.1	0	-	-
Cox	-	6	128	21.3	1	-	-
Rohwedder	-	6	89	14.8	0	-	-
Alleman	-	5	107	21.4	0	-	-
Philmon	-	4	65	16.3	0	-	-
Houser	-	3	47	15.7	0	-	-
Marshall	-	1	9	9.0	0	-	-
Rice	-	1	-3	-3.0	0	-	-
Coey	-	1	-5	-5.0	0	-	-
Wager	-	1	-11	-11.0	0	-	-

SCORING

Player	TD	FG	PAT Kick	PAT Rush	PAT Pass	DXP	Saf	Pts
Plantan	5	0-0	0-0	0-0	0-0	0	0	41
Lutz	5	0-0	0-0	0-0	0-0	0	0	30
Rice	3	0-0	0-0	0-0	0-0	0	0	18
Cox	2	0-0	0-0	0-0	0-0	0	0	12
Lorenzen	1	0-0	17-11	0-0	0-0	0	0	6
Tidd	1	0-0	0-0	0-0	0-0	0	0	6
Burkett	1	0-0	0-0	0-0	0-0	0	0	6
Alexander	0	0-0	1-1	0-0	0-0	0	0	1

PUNTING

Player	No	Yds	Avg.	Lg	TB	FC	I20	Blk
Clark	9	333	37.00	-	-	-	-	-
Alleman	4	147	36.75	-	-	-	-	-
Stuber	14	503	35.93	-	-	-	-	-
Lutz	14	455	32.50	-	-	-	-	-
Marshall	4	123	30.75	-	-	-	-	-
Burkett	1	28	28.00	-	-	-	-	-

PUNT RETURNS

Player	No	Yds	Avg	TD	Lg
Rice	6	47	7.8	-	-
Alexander	2	23	11.5	-	-
Plantan	2	17	8.5	-	-
Lutz	3	15	5.0	-	-
Philmon	1	12	12.0	-	-
Stuber	1	11	11.0	-	-
Hart	1	9	9.0	-	-
Cox	1	2	2.0	-	-

KICKOFF RETURNS

Player	No	Yds	Avg	TD	Lg
Lutz	11	253	23.0	-	-
Plantan	8	120	15.0	-	-
Philmon	4	67	16.7	-	-
Cox	2	49	24.5	-	-
Tidd	3	40	0.08	-	-
Rice	2	34	17.0	-	-
Houser	3	33	11.0	-	-
Lorenzen	1	17	17.0	-	-
Burkett	1	16	16.0	-	-
Hobbs	1	15	15.0	-	-
Alleman	1	13	13.0	-	-
Rohwedder	1	8	8.0	-	-
Marshall	1	3	3.0	-	-

INTERCEPTIONS

Player	No	Yds	Avg	TD	Lg
Burkett	1	26	26.0	-	-
Horras	1	7	7.0	-	-
Plantan	1	2	2.0	-	-
May	1	0	0	-	-
Tidd	1	0	0	-	-

TOTAL OFFENSE LEADERS

Player	G	Plays	Rush	Pass	Tot	Avg.
Plantan	-	138	116	723	839	6.08
Burkett	-	109	342	0	342	-
Lutz	-	78	321	0	321	4.12

ALL PURPOSE LEADERS

Player	G	Rush	Rec	PR	KR	IR	Tot	Avg.
Lutz	-	321	249	15	253	0	838	93.1
Burkett	-	342	9	0	16	26	393	43.6
Tidd	-	10	226	0	40	0	276	-

1954 (3-6, 1-5 BIG SEVEN, 6TH)

Date	Team	Result	Att.	AP	FD	Rushing Att	Rushing Yds	Rushing TD	Passing A-C-I	Passing Yds	Passing TD	Total Off. Plays	Total Off. Yds
S18	Iowa State	W, 34-6	9,782	-	11	31	267	4	16-7-2	45	1	47	312
	SOUTH DAKOTA STATE			-	10	57	211	1	11-4-0	38	0	68	249
S25	Iowa State	L, 14-27	32,056	-	8	31	39	1	14-7-2	76	0	45	115
	at Northwestern			-	20	71	267	3	10-6-2	72	1	81	339
O2	Iowa State	L, 14-39	29,522	-	21	53	202	2	19-9-0	112	0	72	314
	at Nebraska*			-	16	38	383	4	7-2-0	57	1	45	440
O9	Iowa State	W, 33-6	8,696	-	14	57	311	4	7-3-0	25	1	64	336
	KANSAS*			-	7	32	96	1	8-4-2	42	0	40	138
O16	Iowa State	L, 0-20	14,779	-	12	35	79	0	19-7-2	85	0	54	164
	COLORADO*			-	18	61	319	3	3-2-0	18	0	64	337
O23	Iowa State	L, 14-32	18,869	-	10	44	122	0	23-17-4	76	2	67	198
	at Missouri*			-	19	44	227	4	15-8-2	142	1	59	369
O30	Iowa State	W, 35-0	7,642	-	20	55	318	4	14-7-0	109	1	69	427
	DRAKE			-	13	33	89	0	17-10-0	96	0	50	185
N6	Iowa State	L, 0-40	10,209	-	12	33	69	0	30-15-3	114	0	63	183
	OKLAHOMA*			3	18	47	265	3	13-8-0	151	1	60	416
N13	Iowa State	L, 7-12	14,347	-	8	38	78	0	16-6-3	20	1	54	98
	at Kansas State*			-	17	56	262	2	6-5-0	72	0	62	334

Head Coach: Vince DiFrancesca **Captains:** Max Burkett, Weldon Thalacker
Offense - LE Mel Wostoupal, LT Ralph Brown, LG Herb McDermott, C Elmer May, RG Weldon Thalacker, RT Jim McMaulley, RE Barney Alleman, QB Jerry Finley, LH Gary Lutz, RH Bruce Alexander, FB Max Burkett

BY QUARTERS	1	2	3	4	OT	Total
Iowa State	14	55	35	47	-	151
Opponents	52	41	45	44	-	182

TEAM STATISTICS	Iowa State	Opponents
FIRST DOWNS	116	138
Rushing	78	105
Passing	31	31
Penalty	8	2
RUSHING YARDAGE	1485	2119
Yards Gained	1727	2344
Yards Lost	242	225
Rushing Attempts	377	439
Average Per Rush	3.9	4.8
Average Per Game	165	235.4
Rushing TD	-	-
PASSING YARDAGE	662	688
Attempts	158	90
Completions	68	49
Interceptions	16	6
Average Per Attempt	4.2	7.4
Average Per Comp.	9.7	14.0
Average Per Game	73.6	76.4
Passing TD	6	4
TOTAL OFFENSE	2147	2807
Total Plays	535	529
Average Per Play	4.0	5.3
Average Per Game	238.6	311.9
KICKOFF RETURNS	31-711	27-324
Average	20.9	12.0
PUNT RETURNS	10-99	22-235
Average	9.9	10.7
INTERCEPTION RETURNS	6-63	16-219
Average	10.5	13.7
FUMBLES-LOST	23-13	32-17
PENALTIES-YARDS	39-348	53-513
Average Per Game	38.7	57.0
PUNTS-YARDS	47-1710	29-1031
Average Per Punt	36.4	35.6
TIME OF POSSESSION	-	-
TOUCHDOWNS	22	-
Rushing	13	-
Passing	6	-
Return	3	-
PAT Kicks	18-20	-
2-point Attempts	0-0	-
Field Goals	0-0	-
Safeties	-	-
TOTAL POINTS	151	182
AVERAGE PER GAME	16.8	20.2

RUSHING

Player	G	Att	Gain	Loss	Net	Avg.	TD	Lg	Gm
Burkett	-	97	550	22	528	5.4	4	-	-
Philmon	-	42	261	23	238	5.7	3	-	-
Alexander	-	43	196	9	187	4.3	2	-	-
Lorenzen	-	34	165	3	162	4.8	1	-	-
Lutz	-	35	169	12	157	4.5	2	-	-
Tidd	-	20	128	0	128	6.4	0	-	-
Finley	-	44	121	19	102	2.3	0	-	-
Greene	-	8	36	12	24	3.0	0	-	-
Schweickert	-	6	12	4	8	1.3	0	-	-
Harrington	-	2	5	1	4	2.0	0	-	-
Alleman	-	2	5	4	1	0.5	0	-	-
Hobbs	-	5	2	28	-26	-5.2	0	-	-
Breckenridge	-	39	77	105	-28	-0.7	1	-	-

PASSING

Player	G	Att-Cmp-Int	Pct.	Yds	TD	Lg	Gm
Breckenridge	-	76-35-7	.461	236	2	-	-
Finley	-	54-25-6	.463	320	3	-	-
Hobbs	-	15-6-1	.400	70	1	-	-
Burkett	-	6-1-0	.167	18	0	-	-
Tidd	-	1-1-0	1.00	18	0	-	-
Lorenzen	-	2-0-1	.000	0	0	-	-
Alexander	-	2-0-1	.000	6	0	-	-
Lutz	-	1-0-0	.000	0	0	-	-
Alleman	-	1-0-0	.000	0	0	-	-

RECEIVING

Player	G	Rec	Yds	Avg.	TD	Lg	Gm
Wostoupal	-	12	151	12.6	0	-	-
Alleman	-	10	103	10.3	0	-	-
Philmon	-	9	51	5.7	0	-	-
Burkett	-	9	40	4.4	1	-	-
Lorenzen	-	7	42	6.0	1	-	-
Alexander	-	6	61	10.2	1	-	-
Marshall	-	5	92	18.4	0	-	-
Potts	-	3	48	16.0	2	-	-
Stuelke	-	3	34	11.3	1	-	-
Lutz	-	2	26	13.0	0	-	-
Schweickert	-	1	7	7.0	0	-	-
Clark	-	1	7	7.0	0	-	-

SCORING

Player	TD	FG	PAT Kick	PAT Rush	PAT Pass	DXP	Saf	Pts
Burkett	5	0-0	0-0	0-0	0-0	0	0	30
Alexander	4	0-0	2-2	0-0	0-0	0	0	26
Lorenzen	4	0-0	0-0	0-0	0-0	0	0	24
Philmon	3	0-0	1-1	0-0	0-0	0	0	19
Callahan	0	0-0	17-16	0-0	0-0	0	0	16
Potts	2	0-0	0-0	0-0	0-0	0	0	12
Lutz	2	0-0	0-0	0-0	0-0	0	0	12
Stuelke	1	0-0	0-0	0-0	0-0	0	0	6
Breckenridge	1	0-0	0-0	0-0	0-0	0	0	6
Kruger	0	0-0	1-0	0-0	0-0	0	0	0
Murphy	0	0-0	1-0	0-0	0-0	0	0	0

PUNTING

Player	No	Yds	Avg.	Lg	TB	FC	I20	Blk
Alleman	23	950	41.3	-	-	-	-	1
Breckenridge	8	297	35.9	-	-	-	-	-
Lorenzen	3	106	35.3	-	-	-	-	-
Clark	5	150	30.0	-	-	-	-	-
Greene	3	85	28.3	-	-	-	-	-
Lutz	4	112	28.0	-	-	-	-	-
Finley	1	10	10.0	-	-	-	-	-

PUNT RETURNS

Player	No	Yds	Avg	TD	Lg
Breckenridge	4	19	4.8	-	-
Philmon	3	54	18.0	-	-
Finley	1	14	14.0	-	-
Alexander	1	8	8.0	-	-
Lorenzen	1	4	4.0	-	-

KICKOFF RETURNS

Player	No	Yds	Avg	TD	Lg
Philmon	11	246	22.4	-	-
Alexander	7	148	21.1	-	-
Finley	4	107	26.8	-	-
Lorenzen	2	98	49.0	1	-
Breckenridge	2	36	18.0	-	-
Lutz	1	25	25.0	-	-
Tidd	1	23	23.0	-	-
Scweickert	1	22	22.0	-	-
Burkett	1	16	16.0	-	-
Tweeten	1	0	0.0	-	-

INTERCEPTIONS

Player	No	Yds	Avg	TD	Lg
Alexander	1	29	29.0	1	-
Lorenzen	1	28	28.0	1	-
Finley	1	6	6.0	-	-
May	1	0	0	-	-
Burkett	1	0	0	-	-
Tidd	1	0	0	-	-

TOTAL OFFENSE LEADERS

Player	G	Plays	Rush	Pass	Tot	Avg.
Mann	9	103	528	18	546	5.30
Plantan	9	98	320	422	422	4.31
Eichorn	9	42	238	0	238	5.67

ALL PURPOSE LEADERS

Player	G	Rush	Rec	PR	KR	IR	Tot	Avg.
Philmon	-	238	51	54	246	0	589	65.4
Burkett	-	528	40	0	16	0	584	64.9
Alexander	-	187	61	8	148	29	433	-

1955 (1-7-1, 1-4-1 BIG SEVEN, T5TH)

Date	Team	Result	Att.	AP	FD	Rushing Att	Rushing Yds	Rushing TD	Passing A-C-I	Passing Yds	Passing TD	Total Off. Plays	Total Off. Yds
S17	Iowa State	L, 7-19	12,217	-	9	43	120	1	20-8-0	85	0	63	205
	DENVER			-	10	36	142	2	10-6-1	118	1	46	260
O1	Iowa State	L, 0-40	45,706	-	11	41	120	0	18-4-4	62	0	59	182
	at Illinois			-	20	48	296	6	18-7-1	122	0	66	418
O8	Iowa State	T, 7-7	19,854	-	10	47	172	1	13-6-2	41	0	60	213
	at Kansas*			-	12	43	128	1	14-5-1	101	0	57	229
O15	Iowa State	W, 20-14	8,314	-	11	46	113	0	17-10-1	114	3	63	227
	MISSOURI*			-	15	40	99	1	20-11-0	152	1	60	251
O22	Iowa State	L, 7-9	14,740	-	15	37	75	0	26-12-4	130	1	63	205
	KANSAS STATE*			-	11	43	106	1	7-5-0	68	0	50	174
O29	Iowa State	L, 21-27	6,516	-	14	30	79	3	33-13-2	189	0	63	268
	at Drake			-	16	39	105	3	23-14-1	198	1	62	303
N5	Iowa State	L, 7-10	11,237	-	12	36	141	1	19-2-2	18	0	55	159
	NEBRASKA*			-	12	60	211	1	5-2-0	37	0	65	248
N12	Iowa State	L, 0-52	46,455	-	7	49	75	0	11-4-1	62	0	60	137
	at Oklahoma*			1	18	63	393	7	13-4-2	66	1	76	459
N19	Iowa State	L, 0-40	20,780	-	6	43	77	0	9-2-3	(-1)	0	52	76
	at Colorado*			-	18	58	307	6	11-5-1	68	0	69	375

Head Coach: Vince DiFrancesca **Captains:** Jim McCaulley, Mel Wostoupal
Offense - LE Mel Wostoupal, LT Ray Tweetan, LG Bob Bird, C Grant Blaney, RG Jim Lyons, RT Jim McCaulley, RE Harold Potts, QB John Breckenridge, LH Gary Lutz, RH Brucke Alexander, FB Marv Walter

BY QUARTERS	1	2	3	4	OT	Total
Iowa State	14	13	14	28	-	69
Opponents	45	53	45	75	-	218

TEAM STATISTICS	Iowa State	Opponents
FIRST DOWNS	95	132
Rushing	65	88
Passing	29	38
Penalty	1	6
RUSHING YARDAGE	972	1787
Yards Gained	1272	2100
Yards Lost	300	313
Rushing Attempts	372	430
Average Per Rush	2.6	4.2
Average Per Game	108.0	198.6
Rushing TD	-	-
PASSING YARDAGE	700	930
Attempts	166	121
Completions	61	59
Interceptions	19	7
Average Per Attempt	4.2	7.7
Average Per Comp.	11.5	15.8
Average Per Game	77.8	103.3
Passing TD	4	4
TOTAL OFFENSE	1672	2717
Total Plays	538	551
Average Per Play	3.1	4.9
Average Per Game	185.8	301.9
KICKOFF RETURNS	31-521	17-190
Average	16.8	11.2
PUNT RETURNS	19-213	24-364
Average	11.2	15.2
INTERCEPTION RETURNS	7-75	19-219
Average	10.7	11.5
FUMBLES-LOST	24-13	45-23
PENALTIES-YARDS	40-372	51-439
Average Per Game	9.3	8.6
PUNTS-YARDS	60-1672	36-1228
Average Per Punt	27.9	35.8
TIME OF POSSESSION	-	-
TOUCHDOWNS	10	-
Rushing	5	-
Passing	4	-
Return	1	-
PAT Kicks	9-10	-
2-point Attempts	0-0	-
Field Goals	0-0	-
Safeties	0	-
TOTAL POINTS	69	218
AVERAGE PER GAME	7.7	24.2

RUSHING

Player	G	Att	Gain	Loss	Net	Avg.	TD	Lg	Gm
Lorenzen	-	32	181	2	179	5.6	1	-	-
Alexander	-	55	166	24	142	2.6	0	-	-
Rippel	-	23	123	1	122	5.3	0	-	-
Jensen	-	23	95	0	95	4.1	0	-	-
Walter	-	20	91	10	81	4.1	0	-	-
Donohue	-	25	82	7	75	3.0	1	-	-
Hansen	-	36	110	40	70	1.9	1	-	-
Philmon	-	23	84	16	68	3.0	0	-	-
Gates	-	20	69	7	62	3.1	0	-	-
Lutz	-	22	68	6	62	2.8	0	-	-
Finley	-	20	54	7	47	2.4	0	-	-
Dee	-	13	41	1	40	3.1	0	-	-
Young	-	12	27	11	16	1.3	0	-	-
Schweickert	-	3	14	1	13	4.3	0	-	-
Breckenridge	-	24	49	82	-33	1.4	1	-	-
Rickert	-	11	15	39	-24	2.2	1	-	-
Reeves	-	10	5	46	-41	4.1	0	-	-

PASSING

Player	G	Att-Cmp-Int	Pct.	Yds	TD	Lg	Gm
Breckenridge	-	89-36-9	.404	354	4	-	-
Finley	-	16-9-1	.563	108	0	-	-
Rickert	-	26-7-3	.269	113	0	-	-
Hansen	-	9-4-0	.444	79	0	-	-
Reeves	-	14-2-5	.143	31	0	-	-
Philman	-	4-1-0	.250	9	0	-	-
Gates	-	5-1-1	.200	6	0	-	-
Rippel	-	3-0-1	.000	0	0	-	-

RECEIVING

Player	G	Rec	Yds	Avg.	TD	Lg	Gm
Potts	-	14	173	5.2	3	-	-
Alexander	-	8	47	5.9	1	-	-
Philmon	-	6	85	14.2	0	-	-
Hansen	-	6	41	6.8	0	-	-
Gates	-	4	68	10.8	0	-	-
Bartlet	-	4	43	10.8	0	-	-
Stuelke	-	3	79	26.3	0	-	-
Scheldrup	-	3	31	10.3	0	-	-
Schwartz	-	3	23	7.7	0	-	-
Lutz	-	2	33	16.5	0	-	-
Wostoupal	-	2	9	4.5	0	-	-
Walter	-	1	20	20.0	0	-	-
Fogarty	-	1	13	13.0	0	-	-
Donohue	-	1	11	11.0	0	-	-
Dee	-	1	11	11.0	0	-	-
Rippel	-	1	7	7.0	0	-	-
Young	-	1	6	6.0	0	-	-

SCORING

Player	TD	FG	PAT Kick	PAT Rush	PAT Pass	DXP	Saf	Pts
Potts	3	0-0	0-0	0-0	0-0	0	0	18
Hansen	2	0-0	0-0	0-0	0-0	0	0	12
Callahan	0	0-0	10-9	0-0	0-0	0	0	9
Rickert	1	0-0	0-0	0-0	0-0	0	0	6
Lorenzen	1	0-0	0-0	0-0	0-0	0	0	6
Alexander	1	0-0	0-0	0-0	0-0	0	0	6
Donohue	1	0-0	0-0	0-0	0-0	0	0	6
Breckenridge	1	0-0	0-0	0-0	0-0	0	0	6

PUNTING

Player	No	Yds	Avg.	Lg	TB	FC	I20	Blk
Rickert	18	645	39.5	-	-	-	-	-
Breckenridge	15	489	32.5	-	-	-	-	-
Hansen	11	321	29.2	-	-	-	-	-
Rippel	6	186	31.0	-	-	-	-	-
Tweeten	6	237	39.5	-	-	-	-	-
Lutz	3	68	22.7	-	-	-	-	-

PUNT RETURNS

Player	No	Yds	Avg	TD	Lg
Nichols	11	68	6.2	-	-
Lary	5	85	17.0	-	-
Hansen	5	66	13.2	-	-
Spaulding	4	45	9.0	-	-
Goeser	4	28	7.0	-	-
Schoenfelder	1	18	18.0	-	-

KICKOFF RETURNS

Player	No	Yds	Avg	TD	Lg
Lary	7	142	20.3	-	-
Nichols	4	77	19.3	-	-
Harden	4	54	13.5	-	-
Hansen	3	64	21.3	1	-
Ingram	3	51	17.0	-	-
Latting	3	50	16.7	-	-
Spaulding	2	42	21.0	-	-
Goeser	1	18	18.0	-	-
Stuelke	1	13	13.0	-	-
Gibson	1	10	10.0	-	-

INTERCEPTIONS

Player	No	Yds	Avg	TD	Lg
Nichols	2	5	2.5	-	-
Sokol	1	23	23.0	-	-
Harden	1	20	20.0	-	-
Anderson	1	17	17.0	-	-
Pohl	1	5	5.0	-	-
Ingram	1	0	0.0	-	-

TOTAL OFFENSE LEADERS

Player	G	Plays	Rush	Pass	Tot	Avg.
Breckenridge	-	113	-33	354	321	-
Lorenzen	-	32	179	0	179	-

ALL PURPOSE LEADERS

Player	G	Rush	Rec	PR	KR	IR	Tot	Avg.
Lorenzen	-	179	0	0	0	0	179	-
Potts	-	0	173	0	0	0	173	-

1956 (2-8, 0-6 BIG SEVEN, 7TH)

Date	Team	Result	Att.	AP	FD	Rushing Att	Rushing Yds	Rushing TD	Passing A-C-I	Passing Yds	Passing TD	Total Off. Plays	Total Off. Yds
S15	Iowa State	W, 13-10	14,126	-	17	62	181	2	10-6-0	98	0	72	279
	at Denver			-	12	44	206	0	12-4-1	51	1	56	257
S29	Iowa State	L, 13-14	31,108	-	13	44	194	2	9-4-0	95	0	53	289
	at Northwestern			-	15	49	248	2	12-1-2	11	0	61	259
O6	Iowa State	L, 7-9	31,743	-	7	45	150	0	4-0-0	0	0	49	150
	at Nebraska*			-	14	68	248	1	4-1-1	5	0	72	253
O13	Iowa State	L, 14-25	9,552	-	11	43	96	0	20-7-2	114	2	63	210
	KANSAS*			-	12	55	123	3	8-5-1	97	1	63	220
O20	Iowa State	L, 0-52	14,985	-	11	42	34	0	17-6-2	97	0	59	131
	COLORADO*			-	21	57	355	6	10-5-0	71	0	67	426
O27	Iowa State	L, 0-34	18,752	-	5	50	119	0	8-2-2	12	0	58	131
	at Missouri*			-	15	44	226	5	13-9-0	148	0	57	374
N3	Iowa State	W, 39-14	8,140	-	11	40	221	2	6-2-0	42	1	46	263
	DRAKE			-	18	50	127	1	27-12-2	188	1	77	315
N10	Iowa State	L, 0-44	11,409	-	4	48	84	0	4-1-1	11	0	52	95
	OKLAHOMA*			1	21	58	339	5	9-6-0	104	1	67	443
N17	Iowa State	L, 6-32	12,693	-	9	47	92	1	12-2-1	24	0	59	116
	at Kansas State*			-	15	57	166	3	14-6-0	174	2	71	340
N24	Iowa State	L, 0-26	5,000	-	12	45	74	0	18-6-0	69	0	73	143
	at Villanova			-	20	56	248	2	17-9-0	149	2	73	397

Head Coach: Vince DiFrancesca **Captains:** Chuck Muelhaupt, Oliver Sparks
Offense: LE Brian Dennis, LT Oliver Sparks, LG Ron Bredeson, C Frank Powell, RG Ralph Losee, RT Andris Poncius, RE Gale Gibson, QB Charles Martin, LH Jack Hansen, RH Bob Harden, FB Marv Walter

BY QUARTERS	1	2	3	4	OT	Total
Iowa State	20	26	27	19	-	92
Opponents	53	76	60	71	-	260

TEAM STATISTICS	Iowa State	Opponents
FIRST DOWNS	100	163
Rushing	70	119
Passing	26	35
Penalty	4	9
RUSHING YARDAGE	1245	2286
Yards Gained	1665	2481
Yards Lost	420	195
Rushing Attempts	466	538
Average Per Rush	2.7	4.2
Average Per Game	124.5	228.6
Rushing TD	-	-
PASSING YARDAGE	562	998
Attempts	108	126
Completions	36	58
Interceptions	8	7
Average Per Attempt	5.2	7.9
Average Per Comp.	5.6	17.2
Average Per Game	56.2	99.8
Passing TD	3	6
TOTAL OFFENSE	1807	2807
Total Plays	574	529
Average Per Play	3.1	5.3
Average Per Game	180.7	311.9
KICKOFF RETURNS	43-680	22-231
Average	15.8	10.5
PUNT RETURNS	30-295	39-374
Average	9.8	10.7
INTERCEPTION RETURNS	7-121	8-125
Average	17.3	15.6
FUMBLES-LOST	51-32	35-26
PENALTIES-YARDS	49-426	51-511
Average Per Game	8.7	10.0
PUNTS-YARDS	69-2313	48-1700
Average Per Punt	33.5	35.4
TIME OF POSSESSION	-	-
TOUCHDOWNS	14	-
Rushing	9	-
Passing	3	-
Return	2	-
PAT Kicks	8-14	-
2-point Attempts	0-0	-
Field Goals	0-0	-
Safeties	0	-
TOTAL POINTS	92	260
AVERAGE PER GAME	9.2	26.0

RUSHING

Player	G	Att	Gain	Loss	Net	Avg.	TD	Lg	Gm
Harden	-	70	263	19	244	3.5	2	-	-
Rippel	-	50	236	7	229	4.4	0	-	-
Walter	-	56	191	8	183	3.3	2	-	-
Latting	-	26	151	1	150	5.8	3	-	-
Lary	-	38	136	12	124	3.3	0	-	-
Hansen	-	23	104	14	90	4.0	2	-	-
Munger	-	23	79	1	78	3.4	0	-	-
Lohrenz	-	21	77	0	77	3.7	0	-	-
Shupe	-	24	67	7	60	2.5	0	-	-
Pohl	-	23	68	17	51	2.2	0	-	-
Jensen	-	8	43	1	42	5.3	0	-	-
Lamont	-	15	41	5	36	2.4	0	-	-
Martin	-	32	94	89	5	0.2	0	-	-
Holdefer	-	2	4	0	4	2.0	0	-	-
Ingram	-	32	88	93	-5	-0.2	0	-	-
Hill	-	15	41	52	-11	-0.7	0	-	-
Gibson	-	1	0	25	-25	-25.0	0	-	-

PASSING

Player	G	Att-Cmp-Int	Pct.	Yds	TD	Lg	Gm
Hill	-	38-14-1	.368	205	3	-	-
Ingram	-	33-12-4	.364	144	0	-	-
Martin	-	21-6-3	.286	105	0	-	-
Kudlinski	-	10-3-0	.300	94	0	-	-
Holderfer	-	2-1-1	.500	14	0	-	-

RECEIVING

Player	G	Rec	Yds	Avg.	TD	Lg	Gm
Scheldrup	-	6	140	23.3	0	-	-
Harden	-	5	63	12.6	0	-	-
Rippel	-	4	61	15.3	0	-	-
Shupe	-	3	91	30.3	0	-	-
Lamont	-	3	45	15.0	1	-	-
Gibson	-	3	37	12.3	1	-	-
Dennis	-	2	48	24.0	0	-	-
Pohl	-	2	26	13.0	1	-	-
Schwartz	-	2	24	12.0	0	-	-
Walter	-	2	7	3.5	0	-	-
Munger	-	2	-3	-1.5	0	-	-
Donohue	-	1	19	19.0	0	-	-
Lary	-	1	14	14.0	0	-	-

SCORING

Player	TD	FG	PAT Kick	PAT Rush	PAT Pass	DXP	Saf	Pts
Harden	4	0-0	0-0	0-0	0-0	0	0	24
Latting	3	0-0	0-0	0-0	0-0	0	0	18
Hansen	2	0-0	0-0	0-0	0-0	0	0	12
Walter	2	0-0	0-0	0-0	0-0	0	0	12
Gibson	1	0-0	0-0	0-0	0-0	0	0	6
Lamont	1	0-0	0-0	0-0	0-0	0	0	6
Pohl	1	0-0	0-0	0-0	0-0	0	0	6
Scheldrup	0	0-0	8-6	0-0	0-0	0	0	6
Carlson	0	0-0	6-2	0-0	0-0	0	0	2

PUNTING

Player	No	Yds	Avg.	Lg	TB	FC	I20	Blk
Rickert	4	178	44.5	-	-	-	-	-
Latting	6	209	34.8	-	-	-	-	-
Gibson	25	861	34.4	-	-	-	-	-
Scheldrup	18	610	32.9	-	-	-	-	-
Rippel	6	195	32.5	-	-	-	-	-
Larry	7	193	27.6	-	-	-	-	-
Hansen	3	67	22.3	-	-	-	-	-

PUNT RETURNS

Player	No	Yds	Avg	TD	Lg
Lary	8	67	8.4	-	-
Rippel	4	47	11.8	-	-
Pohl	4	27	6.8	-	-
Harden	3	83	27.7	-	-
Latting	2	27	13.5	-	-
Walter	2	14	7.0	-	-
Shupe	2	10	5.0	-	-
Powell	1	9	9.0	-	-
Munger	1	7	7.0	-	-
Sandanowicz	1	4	4.0	-	-
Hill	1	0	0.0	-	-

KICKOFF RETURNS

Player	No	Yds	Avg	TD	Lg
Harden	9	203	22.6	1	-
Shupe	4	71	17.8	-	-
Hansen	4	69	17.3	-	-
Lamont	3	47	15.7	-	-
Rippel	3	45	15.0	-	-
Dennis	3	28	9.3	-	-
Hill	2	31	15.5	-	-
Blaney	2	27	13.5	-	-
Latting	2	26	13.0	-	-
Falter	2	26	13.0	-	-
Gibson	2	26	13.0	-	-
Walter	2	25	12.5	-	-
Powell	1	18	18.0	-	-
Carlson	1	14	14.0	-	-
Lohrenz	1	13	13.0	-	-
Scheldrup	1	11	11.0	-	-
Sparks	1	0	0.0	-	-

INTERCEPTIONS

Player	No	Yds	Avg	TD	Lg
Harden	3	97	32.3	1	-
Shupe	1	19	19.0	-	-
Falter	1	3	3.0	-	-
Walter	1	2	2.0	-	-
Rippel	1	0	0.0	-	-

TOTAL OFFENSE LEADERS

Player	G	Plays	Rush	Pass	Tot	Avg.
Harden	-	70	244	0	244	-
Rippel	-	50	229	0	229	-

ALL PURPOSE LEADERS

Player	G	Rush	Rec	PR	KR	IR	Tot	Avg.
Harden	-	244	63	83	203	91	690	69.0
Rippel	-	229	61	47	45	0	382	-
Walter	-	183	7	14	25	2	231	23.1

1957 (4-5-1, 2-4 BIG SEVEN, T5TH)

Date	Team	Result	Att.	AP	FD	Rushing Att	Rushing Yds	Rushing TD	Passing A-C-I	Passing Yds	Passing TD	Total Off. Plays	Total Off. Yds
S21	Iowa State	W, 10-0	12,385	-	14	46	172	1	9-4-0	46	0	55	218
	DENVER			-	14	58	188	0	9-5-0	68	0	67	256
S28	Iowa State	T, 7-7	12,705	-	10	34	120	0	9-4-0	59	1	43	179
	at Syracuse			-	19	54	240	1	11-6-0	50	0	65	290
O5	Iowa State	L, 14-40	53,392	-	15	60	138	0	19-11-2	130	2	79	268
	at Oklahoma*			1	13	45	164	5	7-5-0	128	0	52	292
O12	Iowa State	W, 21-6	21,809	-	11	59	187	3	5-1-0	12	0	64	199
	at Kansas*			-	10	36	80	1	23-11-2	117	0	59	197
O19	Iowa State	L, 13-35	12,641	-	12	37	143	1	8-5-2	62	0	45	205
	MISSOURI*			-	24	67	326	3	9-6-0	84	2	76	410
O26	Iowa State	L, 10-14	14,421	-	14	50	132	0	15-6-1	101	1	65	233
	KANSAS STATE*			-	12	53	207	2	2-0-0	0	0	55	207
N2	Iowa State	L, 0-20	6,557	-	6	31	46	0	13-5-2	63	0	44	109
	at Drake			-	19	48	165	2	24-15-1	201	1	72	366
N9	Iowa State	W, 13-0	6,083	-	17	71	279	2	8-4-1	50	0	79	329
	NEBRASKA*			-	13	36	175	0	17-3-2	39	0	53	214
N16	Iowa State	W, 33-0	5,095	-	16	50	170	3	11-6-1	94	2	61	264
	SOUTH DAKOTA			-	9	42	52	0	21-9-1	62	0	63	114
N23	Iowa State	L, 21-38	26,140	-	13	37	114	1	22-10-1	236	2	59	350
	at Colorado*			-	29	58	427	4	13-6-1	149	2	71	576

Head Coach: J.A. Myers **Captains:** John Falter, Marv Walter

Offense - LE Brian Dennis, LT Andris Poncius, LG Bob Bird, C Jack Falter, RG Dave Munger, RT Don Metcalf, RE Jim Stuelke, QB Marv Walter, LH Dwight Nichols, RH Jim Lary, FB Bob Harden

BY QUARTERS	1	2	3	4	OT	Total
Iowa State	6	52	30	54	-	142
Opponents	31	39	62	28	-	160

TEAM STATISTICS	Iowa State	Opponents
FIRST DOWNS	128	162
Rushing	86	116
Passing	35	40
Penalty	7	6
RUSHING YARDAGE	1502	2024
Yards Gained	1787	2314
Yards Lost	286	290
Rushing Attempts	475	497
Average Per Rush	3.2	4.1
Average Per Game	150.2	202.4
Rushing TD	-	-
PASSING YARDAGE	853	898
Attempts	119	136
Completions	56	66
Interceptions	10	7
Average Per Attempt	7.2	6.6
Average Per Comp.	15.2	13.6
Average Per Game	85.3	89.8
Passing TD	8	5
TOTAL OFFENSE	2354	2922
Total Plays	594	633
Average Per Play	4.0	4.6
Average Per Game	235.4	292.2
KICKOFF RETURNS	29-521	32-556
Average	18.0	17.4
PUNT RETURNS	61-2214	53-1713
Average	36.3	32.3
INTERCEPTION RETURNS	7-70	10-41
Average	10.0	4.1
FUMBLES-LOST	22-13	45-25
PENALTIES-YARDS	51-476	59-555
Average Per Game	47.6	55.5
PUNTS-YARDS	61-2214	53-1713
Average Per Punt	36.3	32.3
TIME OF POSSESSION	-	-
TOUCHDOWNS	20	-
Rushing	11	-
Passing	8	-
Return	1	-
PAT Kicks	16-20	-
2-point Attempts	0-0	-
Field Goals	2	-
Safeties	0	-
TOTAL POINTS	142	160
AVERAGE PER GAME	14.2	16.0

RUSHING

Player	G	Att	Gain	Loss	Net	Avg.	TD	Lg	Gm
Nichols	-	211	846	178	668	3.2	4	-	-
Goeser	-	69	260	28	232	3.3	0	-	-
Harden	-	55	199	6	193	3.5	1	-	-
Ingram	-	48	151	12	139	2.9	4	-	-
Lary	-	22	85	24	61	2.8	0	-	-
Spaulding	-	18	75	15	60	3.3	1	-	-
Hansen	-	16	66	7	59	3.7	0	-	-
Pohl	-	20	52	13	39	1.9	1	-	-
Latting	-	13	39	1	38	2.9	0	-	-
Dennis	-	1	9	0	9	9.0	0	-	-
Fogarty	-	1	5	0	5	5.0	0	-	-
Anderson	-	1	0	2	-2	-2.0	0	-	-

PASSING

Player	G	Att-Cmp-Int	Pct.	Yds	TD	Lg	Gm
Nichols	-	99-50-7	.505	751	7	-	-
Finley	-	55-6-3	.109	102	1	-	-
Rickert	-	4-0-0	.000	0	0	-	-

RECEIVING

Player	G	Rec	Yds	Avg.	TD	Lg	Gm
Dennis	-	15	252	16.8	3	-	25.2
Stuelke	-	15	226	15.1	1	-	22.6
Gibson	-	10	138	13.8	1	-	13.8
Hansen	-	4	60	15.0	2	-	6.0
Latting	-	4	56	14.0	0	-	5.6
Spaulding	-	3	30	10.0	1	-	3.0
Lary	-	1	48	48.0	0	-	4.8
Anderson	-	1	19	19.0	0	-	1.9
Ingram	-	1	12	12.0	0	-	1.2
Pohl	-	1	9	9.0	0	-	0.9
Fogarty	-	1	0	0.0	0	-	0.0

SCORING

Player	TD	FG	PAT-Kick	PAT-Rush	PAT-Pass	DXP	Saf	Pts
Nichols	4	0-0	0-0	0-0	0-0	0	0	24
Ingram	4	0-0	0-0	0-0	0-0	0	0	24
Dennis	3	0-0	0-0	0-0	0-0	0	0	18
Carlson	0	2	15-12	0-0	0-0	0	0	18
Hansen	2	0-0	0-0	0-0	0-0	0	0	12
Spaulding	2	0-0	0-0	0-0	0-0	0	0	12
Gibson	1	0-0	5-4	0-0	0-0	0	0	10
Pohl	1	0-0	0-0	0-0	0-0	0	0	6
Falter	1	0-0	0-0	0-0	0-0	0	0	6
Harden	1	0-0	0-0	0-0	0-0	0	0	6
Stuelke	1	0-0	0-0	0-0	0-0	0	0	6

PUNTING

Player	No	Yds	Avg.	Lg	TB	FC	I20	Blk
Nichols	1	46	46.0	-	-	-	-	-
Harden	2	77	38.5	-	-	-	-	-
Lary	9	336	37.3	-	-	-	-	-
Fontana	21	766	36.5	-	-	-	-	-
Latting	21	760	36.3	-	-	-	-	-
Rickert	7	229	32.7	-	-	-	-	-

PUNT RETURNS

Player	No	Yds	Avg	TD	Lg
Hansen	5	64	12.8	-	-
Alexander	5	57	11.4	-	-
Rippel	4	50	12.5	-	-
Gates	2	21	10.5	-	-
Bartelt	1	10	10.0	-	-
Lutz	1	8	8.0	-	-
Falter	1	3	3.0	-	-

KICKOFF RETURNS

Player	No	Yds	Avg	TD	Lg
Alexander	4	85	21.3	-	-
Rippel	3	69	23.0	-	-
Hansen	3	62	20.7	-	-
Lutz	3	36	12.0	-	-
Blaney	3	34	11.3	-	-
Gates	2	39	19.5	-	-
Philmon	2	38	19.0	-	-
Lorenzen	2	38	19.0	-	-
Dee	2	32	16.0	-	-
Young	2	19	9.5	-	-
Donohue	1	17	17.0	-	-
Jensen	1	13	13.0	-	-
Schweickert	1	11	11.0	-	-
Wostoupal	1	10	10.0	-	-
Walter	1	7	7.0	-	-
Bartelt	1	4	4.0	-	-

INTERCEPTIONS

Player	No	Yds	Avg	TD	Lg
Hansen	2	36	18.0	-	-
Reeves	2	5	2.5	-	-
Donohue	1	16	16.0	-	-
Lutz	1	12	12.0	-	-
Tweeten	1	7	7.0	-	-

TOTAL OFFENSE LEADERS

Player	G	Plays	Rush	Pass	Tot	Avg.
Nichols	-	310	668	751	1419	4.6
Goeser	-	84	260	102	362	4.31
Harden	-	55	193	0	193	3.51
Ingram	-	48	139	0	139	2.90

ALL PURPOSE LEADERS

Player	G	Rush	Rec	PR	KR	IR	Tot	Avg.
Nichols	-	668	0	0	0	0	668	-
Goeser	-	232	0	0	0	0	232	-
Dennis	-	9	252	0	0	0	261	-

1958 (4-6, 0-6 BIG SEVEN, 7TH)

						Rushing			Passing			Total Off.	
Date	Team	Result	Att.	AP	FD	Att	Yds	TD	A-C-I	Yds	TD	Plays	Yds
S20	Iowa State	W, 33-0	12,806	-	18	58	277	4	6-4-0	113	1	64	390
	DRAKE			-	7	37	38	0	9-3-2	32	0	46	70
S27	Iowa State	W 14-0	18,608	-	13	54	220	2	9-4-1	70	0	63	290
	at Arizona			-	11	30	74	0	28-15-6	114	0	58	188
O4	Iowa State	L, 6-7	30,310	-	15	60	243	1	9-3-1	63	0	69	306
	at Nebraska*			-	8	40	121	0	5-4-1	36	1	45	157
O11	Iowa State	L, 0-7	14,551	-	11	49	152	0	10-4-0	40	0	59	192
	KANSAS*			-	19	70	226	1	9-2-1	19	0	79	245
O18	Iowa State	L, 0-20	8,274	-	9	46	43	0	12-4-0	70	0	58	113
	COLORADO*			-	18	57	291	3	9-4-1	62	0	66	353
O25	Iowa State	L, 6-14	22,464	-	10	35	101	1	13-5-1	51	0	48	152
	at Missouri*			-	13	63	225	2	5-1-0	30	0	68	255
N1	Iowa State	W, 53-0	6,337	-	23	60	374	4	9-5-0	194	3	69	568
	SOUTH DAKOTA			-	8	40	94	0	16-2-3	11	0	56	105
N8	Iowa State	L, 0-20	10,314	-	9	55	232	0	8-2-0	14	0	63	246
	OKLAHOMA*			6	17	68	273	2	4-1-0	5	1	72	278
N15	Iowa State	L, 6-14	8,193	-	7	33	127	1	11-3-1	32	0	44	159
	at Kansas State*			-	21	73	277	2	7-3-0	19	0	80	296
N21	Iowa State	W, 9-6	11,214	-	18	62	245	1	9-3-1	37	0	71	282
	at San Jose State			-	13	34	148	1	17-6-1	62	0	51	210

Head Coach: Clay Stapleton **Captain:** Gale Gibson

Offense - LE Jim Winstead, LT Charles Martin, LG Ray Fauser, C Arden Esslinger, RG Jerry Donohue, RT Larry Van Der Heyden, RE Gale Gibson, QB Cliff Rick, LH Dwight Nichols, RH Tom Watkins, FB Chuck Lamson

BY QUARTERS	1	2	3	4	OT	Total
Iowa State	20	28	41	38	-	127
Opponents	21	20	27	20	-	88

TEAM STATISTICS	Iowa State	Opponents
FIRST DOWNS	133	135
Rushing	106	107
Passing	19	21
Penalty	8	7
RUSHING YARDAGE	2013	1767
Yards Gained	2318	1971
Yards Lost	305	204
Rushing Attempts	512	512
Average Per Rush	3.9	3.5
Average Per Game	201.3	176.7
Rushing TD	-	-
PASSING YARDAGE	684	390
Attempts	96	109
Completions	37	41
Interceptions	5	15
Average Per Attempt	7.1	3.6
Average Per Comp.	18.5	9.5
Average Per Game	68.4	39.0
Passing TD	4	2
TOTAL OFFENSE	2698	2157
Total Plays	608	621
Average Per Play	4.4	3.5
Average Per Game	269.7	215.7
KICKOFF RETURNS	19-348	22-231
Average	18.3	10.5
PUNT RETURNS	61-2013	39-374
Average	33.0	10.7
INTERCEPTION RETURNS	15-84	5-20
Average	5.6	4.0
FUMBLES-LOST	21-9	33-23
PENALTIES-YARDS	41-416	46-421
Average Per Game	41.6	42.1
PUNTS-YARDS	69-2313	56-2087
Average Per Punt	33.0	37.3
TIME OF POSSESSION	-	-
TOUCHDOWNS	18	-
Rushing	14	-
Passing	4	-
Return	0	-
PAT Kicks	10-12	-
2-point Attempts	2-5	-
Field Goals	1-2	-
Safeties	1	-
TOTAL POINTS	127	88
AVERAGE PER GAME	12.7	8.8

RUSHING

Player	G	Att	Gain	Loss	Net	Avg.	TD	Lg	Gm
Nichols	-	220	946	131	815	3.7	3	-	-
Harden	-	90	361	7	354	3.9	7	-	-
Lamson	-	52	267	5	262	5.0	0	-	-
Webb	-	40	250	42	208	5.2	1	-	-
Fitzgerald	-	23	164	27	137	5.9	1	-	-
Watkins	-	20	86	12	74	3.7	0	-	-
Goeser	-	25	98	30	68	2.7	0	-	-
Lamont	-	15	45	0	45	3.0	1	-	-
Ingram	-	20	80	40	40	2.0	0	-	-
Pohl	-	5	18	0	18	3.6	1	-	-
Anderson	-	1	3	0	3	3.0	0	-	-
Rick	-	1	0	11	-11	-11.0	0	-	-

PASSING

Player	G	Att-Cmp-Int	Pct.	Yds	TD	Lg	Gm
Nichols	-	55-26-1	.473	357	0	-	-
Ingram	-	23-8-2	.348	205	2	-	-
Goeser	-	13-2-1	.154	77	1	-	-
Harden	-	4-1-1	.250	45	1	-	-
Lamson	-	1-0-0	.000	0	0	-	-

RECEIVING

Player	G	Rec	Yds	Avg.	TD	Lg	Gm
Gibson	-	9	148	16.4	0	-	-
Fitzgerald	-	6	156	26.0	2	-	-
Watkins	-	4	88	22.0	1	-	-
Webb	-	4	79	19.8	0	-	-
Anderson	-	4	39	9.8	0	-	-
Rick	-	4	31	7.8	0	-	-
Winstead	-	2	86	43.0	1	-	-
Hill	-	2	31	15.5	0	-	-
Marshall	-	1	14	14.0	0	-	-
Gartner	-	1	12	12.0	0	-	-

SCORING

				-------PAT-------|				
Player	TD	FG	Kick	Rush	Pass	DXP	Saf	Pts
Harden	7	0-0	0-0	0-0	0-0	0	0	42
Fitzgerald	3	0-0	0-0	0-0	0-0	0	0	18
Nichols	3	0-0	0-0	1-0	1-0	0	0	18
Rick	0	2-1	11-9	0-0	0-0	0	0	12
Watkins	1	0-0	0-0	0-0	0-0	0	0	6
Pohl	1	0-0	0-0	0-0	0-0	0	0	6
Webb	1	0-0	0-0	0-0	0-0	0	0	6
Lamont	1	0-0	0-0	0-0	0-0	0	0	6
Winstead	1	0-0	0-0	0-0	0-0	0	0	6
Lamson	0	0-0	0-0	1-1	0-0	0	0	2
Ingram	0	0-0	0-0	1-1	0-0	0	0	2
Goeser	0	0-0	1-1	1-0	1-0	0	0	1
Team	0	0-0	0-0	0-0	0-0	0	1	2

PUNTING

Player	No	Yds	Avg.	Lg	TB	FC	I20	Blk
Rick	28	912	32.9	-	-	-	-	-
Nichols	14	419	29.9	-	-	-	-	-
Scheldrup	10	362	36.2	-	-	-	-	-
Goeser	5	170	34.0	-	-	-	-	-
Gibson	4	140	35.0	-	-	-	-	-

PUNT RETURNS

Player	No	Yds	Avg	TD	Lg
Nichols	18	195	-	-	-
Ingram	4	43	-	-	-
Goeser	2	27	-	-	-

KICKOFF RETURNS

Player	No	Yds	Avg	TD	Lg
Fitzgerald	6	78	13.0	-	-
Nichols	5	137	27.4	-	-
Watkins	3	33	11.0	-	-
Lamson	2	39	19.5	-	-
Harden	2	47	23.5	-	-
Gibson	1	14	14.0	-	-

INTERCEPTIONS

Player	No	Yds	Avg	TD	Lg
Lamson	3	22	7.3	-	-
Goeser	3	19	6.3	-	-
Hill	2	18	9.0	-	-
Lamont	1	13	13.0	-	-
Esslinger	1	9	9.0	-	-
Harden	1	2	2.0	-	-
Webb	1	1	1.0	-	-
Fitzgerald	1	0	0.0	-	-
Nichols	1	0	0.0	-	-
Ingram	1	0	0.0	-	-

TOTAL OFFENSE LEADERS

Player	G	Plays	Rush	Pass	Tot	Avg.
Nichols	-	275	815	357	1172	4.26
Harden	-	94	354	45	406	4.31
Lamson	-	53	262	0	262	4.94

ALL PURPOSE LEADERS

Player	G	Rush	Rec	PR	KR	IR	Tot	Avg.
Nichols	-	815	0	195	137	0	1147	115
Harden	-	354	0	0	47	2	403	-
Fitzgerald	-	137	156	0	78	0	371	37.1

						Rushing			Passing			Total Off.	
Date	Team	Result	Att.	AP	FD	Att	Yds	TD	A-C-I	Yds	TD	Plays	Yds
S19	Iowa State	W, 41-0	13,397	-	27	72	342	3	15-10-0	108	1	87	450
	at Drake			-	6	22	18	0	22-5-3	82	0	44	100
S25	Iowa State	W, 28-12	8,903	-	15	40	221	2	4-3-0	45	2	44	266
	at Denver			-	17	67	225	2	6-3-1	54	0	73	279
O3	Iowa State	L, 0-14	10,632	-	8	40	121	0	18-5-1	42	0	58	163
	MISSOURI*			-	20	60	248	1	10-4-4	34	1	70	282
O10	Iowa State	W, 41-6	1,864	-	20	58	335	6	5-4-0	67	0	63	402
	at South Dakota			-	11	40	35	0	25-8-3	106	0	65	141
O17	Iowa State	W, 27-0	37,319	-	17	54	247	3	8-5-0	80	1	62	327
	at Colorado*			-	8	45	94	0	16-4-2	27	0	61	121
O24	Iowa State	W, 26-0	13,899	-	21	57	358	2	11-6-0	108	2	69	466
	KANSAS STATE*			-	12	45	163	0	12-6-2	39	0	57	202
O31	Iowa State	L, 0-7	24,409	-	11	43	122	0	13-5-3	73	0	56	195
	at Kansas*			-	15	57	256	1	7-4-0	51	0	64	307
N7	Iowa State	W, 18-6	10,995	-	11	43	168	1	3-1-0	15	0	46	183
	NEBRASKA*			-	14	52	103	1	11-3-2	45	0	63	148
N14	Iowa State	W, 55-0	6,049	-	15	53	247	5	9-4-1	80	2	62	327
	SAN JOSE STATE			-	8	29	52	0	30-13-4	115	0	59	167
N21	Iowa State	L, 12-35	46,529	-	16	42	126	1	13-8-3	103	1	55	229
	at Oklahoma*			-	22	73	348	5	2-0-1	0	0	75	348

Head Coach: Clay Stapleton **Captain:** Dwight Nichols

Offense - LE Bob Anderson, LT Jerry Schoenfelder, LG Tom Ferrebee, C Arden Esslinger, RG Dan Celoni, RT Larry Van Der Heyden, RE Don Webb, QB Cliff Rick, LH Dwight Nichols, RH Mike Fitzgerald, FB Tom Watkins

BY QUARTERS	1	2	3	4	OT	Total
Iowa State	44	74	76	54	-	248
Opponents	14	19	7	40	-	80

TEAM STATISTICS	Iowa State	Opponents
FIRST DOWNS	161	133
Rushing	120	103
Passing	30	23
Penalty	11	7
RUSHING YARDAGE	2287	1542
Yards Gained	2514	1867
Yards Lost	227	325
Rushing Attempts	505	490
Average Per Rush	4.5	3.1
Average Per Game	228.9	154.2
Rushing TD	-	-
PASSING YARDAGE	721	553
Attempts	99	141
Completions	51	50
Interceptions	8	8
Average Per Attempt	7.3	3.9
Average Per Comp.	14.1	11.1
Average Per Game	72.1	55.3
Passing TD	9	1
TOTAL OFFENSE	3008	2095
Total Plays	601	631
Average Per Play	5.0	3.3
Average Per Game	301.0	209.5
KICKOFF RETURNS	24-626	31-806
Average	26.1	26.0
PUNT RETURNS	19-171	19-117
Average	9.0	6.2
INTERCEPTION RETURNS	7-283	8-44
Average	40.4	5.5
FUMBLES-LOST	22-9	34-18
PENALTIES-YARDS	36-421	52-480
Average Per Game	42.1	48.0
PUNTS-YARDS	46-1564	47-1663
Average Per Punt	34.0	35.4
TIME OF POSSESSION	-	-
TOUCHDOWNS	35	-
Rushing	23	-
Passing	9	-
Return	3	-
PAT Kicks	27-33	-
2-point Attempts	0-1	-
Field Goals	3-10	-
Safeties	0	-
TOTAL POINTS	248	80
AVERAGE PER GAME	24.8	8.0

RUSHING

Player	G	Att	Gain	Loss	Net	Avg.	TD	Lg	Gm
Watkins	-	161	868	25	843	5.2	8	-	-
Nichols	-	207	853	104	749	3.6	9	-	-
Fitzgerald	-	53	392	18	374	7.1	3	-	-
Burden	-	38	175	41	134	3.5	2	-	-
Marcellus	-	10	90	12	78	7.8	0	-	-
Sullivan	-	14	47	5	42	3.0	1	-	-
Cooper	-	14	59	21	38	2.7	0	-	-
Sturek	-	4	16	0	16	4.0	0	-	-
Watsabaugh	-	4	17	2	15	3.8	0	-	-

PASSING

Player	G	Att-Cmp-Int	Pct.	Yds	TD	Lg	Gm
Nichols	-	80-43-5	.538	609	8	-	-
Sullivan	-	10-6-1	.600	91	1	-	-
Cooper	-	7-2-1	.286	21	0	-	-
Sturek	-	1-0-0	.000	0	0	-	-
Fitzgerald	-	1-0-1	.000	0	0	-	-

RECEIVING

Player	G	Rec	Yds	Avg.	TD	Lg	Gm
Webb	-	24	309	12.9	2	-	-
Fitzgerald	-	9	179	19.9	4	-	-
Anderson	-	5	77	15.4	1	-	-
Rick	-	5	28	5.6	1	-	-
Sturek	-	4	74	18.2	1	-	-
Watkins	-	2	32	16.0	0	-	-
Marshall	-	2	22	11.0	0	-	-

SCORING

			|--------PAT--------|				
Player	TD	FG	Kick	Rush	Pass	DXP	Saf	Pts
Nichols	9	0-0	0-0	0-0	1-0	0	0	54
Watkins	9	0-0	0-0	0-0	0-0	0	0	54
Fitzgerald	7	0-0	0-0	0-0	0-0	0	0	42
Rick	1	4-1	22-17	0-0	0-0	0	0	26
Webb	3	0-0	0-0	0-0	0-0	0	0	18
Stehbens	0	6-2	11-10	0-0	0-0	0	0	16
Burden	2	0-0	0-0	0-0	0-0	0	0	12
Spelman	1	0-0	0-0	0-0	0-0	0	0	6
Sullivan	1	0-0	0-0	0-0	0-0	0	0	6
Anderson	1	0-0	0-0	0-0	0-0	0	0	6
Sturek	1	0-0	0-0	0-0	0-0	0	1	6

PUNTING

Player	No	Yds	Avg.	Lg	TB	FC	I20	Blk
Rick	41	1446	35.3	-	-	-	-	-

PUNT RETURNS

Player	No	Yds	Avg	TD	Lg
Nichols	13	123	9.5	-	-
Sullivan	3	7	2.3	-	-
Ferrebee	1	29	29	-	-
Cooper	1	12	12	-	-
Watkins	1	0	0	-	-

KICKOFF RETURNS

Player	No	Yds	Avg	TD	Lg
Nichols	8	183	20.3	0	-
Fitzgerald	8	152	19.0	0	-
Watkins	3	137	45.7	1	-
Webb	1	77	77.0	1	-
Rick	1	35	35.0	0	-
Cooper	1	21	21.0	0	-
Anderson	1	12	12.0	0	-
Sturek	1	9	9.0	0	-

INTERCEPTIONS

Player	No	Yds	Avg	TD	Lg
Nichols	4	70	17.5	0	-
Watkins	4	25	6.3	0	-
Fitzgerald	4	19	4.8	0	-
Spelman	3	26	8.7	1	-
Rick	2	63	31.5	0	-
Cooper	2	45	22.5	0	-
Sturek	1	22	22.0	0	-
Webb	1	13	13.0	0	-
Gartner	1	0	0.0	0	-

TOTAL OFFENSE LEADERS

Player	G	Plays	Rush	Pass	Tot	Avg.
Nichols	-	287	749	609	1358	4.7
Watkins	-	161	843	0	843	5.2
Fitzgerald	-	54	374	0	374	6.9

ALL PURPOSE LEADERS

Player	G	Rush	Rec	PR	KR	IR	Tot	Avg.
Nichols	-	749	0	123	183	70	1125	112
Watkins	-	843	32	0	137	25	1037	104
Fitzgerald	-	374	179	0	152	19	724	72.4

1960 (7-3, 4-3 BIG EIGHT, 4TH)

						Rushing			Passing			Total Off.	
Date	Team	Result	Att.	AP	FD	Att	Yds	TD	A-C-I	Yds	TD	Plays	Yds
S17	Iowa State	W, 46-0	14,686	-	19	50	354	4	10-5-0	47	2	60	401
	DRAKE			-	6	36	42	0	19-7-1	49	0	55	91
S25	Iowa State	W, 44-21	14,609	-	18	55	323	5	9-5-1	96	1	64	419
	at Detroit			-	13	42	137	2	17-4-1	36	1	59	173
O1	Iowa State	W, 10-7	32,262	-	13	52	219	1	2-0-1	0	0	54	219
	at Nebraska*			-	11	49	193	1	6-1-1	18	0	55	211
O8	Iowa State	L, 14-28	16,277	-	15	47	169	2	9-5-3	73	0	56	242
	KANSAS*			10	13	48	191	3	4-2-1	64	1	52	255
O15	Iowa State	L, 6-21	17,205	-	7	33	56	0	9-6-1	106	0	42	162
	COLORADO*			-	14	62	289	3	9-3-1	28	0	71	317
O22	Iowa State	L, 8-34	33,683	-	7	38	105	1	5-2-0	28	1	43	133
	at Missouri*			5	20	63	294	4	2-1-1	18	0	65	312
O29	Iowa State	W, 13-6	17,042	-	7	43	135	2	0-0-0	0	0	43	135
	at Oklahoma State*			-	10	56	169	1	4-1-1	2	0	60	171
N5	Iowa State	W, 10-6	15,451	-	9	51	181	1	6-2-0	25	0	57	206
	OKLAHOMA*			-	15	57	212	1	6-2-0	19	0	63	231
N12	Iowa State	W, 20-7	7,649	-	20	67	358	3	9-3-2	30	0	76	388
	at Kansas State*			-	7	25	118	1	13-4-0	40	0	38	158
N19	Iowa State	W, 14-6	6,459	-	15	53	216	1	7-2-1	40	1	60	256
	at Pacific			-	10	44	156	1	13-4-0	28	0	57	184

Head Coach: Clay Stapleton **Captain:** Arden Esslinger
Offense - LE Larry Montre, LT Ron Walter, LG Dick Scensiak, C Arden Esslinger, RG Dan Celoni, RT Larry Van Der Heyden, RE Don Webb, QB Cliff Rick, LH Dave Hoppmann, RH J.W. Burden, FR Tom Watkins
Specialists - P Gary Ellis, K Cliff Rick

BY QUARTERS	1	2	3	4	OT	Total
Iowa State	41	40	47	57	-	185
Opponents	48	41	34	13	-	136

TEAM STATISTICS	Iowa State	Opponents
FIRST DOWNS	130	119
Rushing	104	103
Passing	17	13
Penalty	9	3
RUSHING YARDAGE	2116	1801
Yards Gained	2347	1989
Yards Lost	231	188
Rushing Attempts	489	482
Average Per Rush	4.3	3.7
Average Per Game	211.6	180.1
Rushing TD	-	-
PASSING YARDAGE	445	302
Attempts	66	93
Completions	30	29
Interceptions	7	9
Average Per Attempt	6.7	3.2
Average Per Comp.	14.8	10.4
Average Per Game	44.5	30.2
Passing TD	5	2
TOTAL OFFENSE	2561	2103
Total Plays	555	573
Average Per Play	4.6	3.7
Average Per Game	256.1	210.3
KICKOFF RETURNS	30-617	22-231
Average	20.6	10.5
PUNT RETURNS	14-175	16-225
Average	12.5	14.1
INTERCEPTION RETURNS	9-135	7-62
Average	15.0	8.9
FUMBLES-LOST	24-11	27-14
PENALTIES-YARDS	38-399	47-443
Average Per Game	10.5	9.4
PUNTS-YARDS	49-1651	57-1976
Average Per Punt	33.7	34.7
TIME OF POSSESSION	-	-
TOUCHDOWNS	26	20
Rushing	19	-
Passing	5	2
Return	2	-
PAT Kicks	15-18	16-20
2-point Attempts	6-10	0-0
Field Goals	2-3	0-0
Safeties	-	-
TOTAL POINTS	185	136
AVERAGE PER GAME	18.2	13.6

RUSHING

Player	G	Att	Gain	Loss	Net	Avg.	TD	Lg	Gm
Hoppmann	-	161	914	70	844	5.2	5	-	-
Watkins	-	163	706	18	688	4.2	9	-	-
Clayberg	-	40	167	14	153	3.8	2	-	-
Burden	-	26	171	25	146	5.6	2	-	-
Fitzgerald	-	30	144	28	116	3.5	1	-	-
Goeser	-	37	124	28	96	2.6	0	-	-
Cooper	-	8	35	5	30	3.8	0	-	-
Chandler	-	3	26	0	26	8.7	0	-	-
Smith	-	6	19	0	19	3.2	0	-	-
Sullivan	-	8	29	9	20	2.5	0	-	-
Kushlak	-	5	12	10	2	0.4	0	-	-
Bad Centers	-	2	0	24	-24	-	0	-	-

PASSING

Player	G	Att-Cmp-Int	Pct.	Yds	TD	Lg	Gm
Hoppmann	-	40-17-6	-	214	3	-	-
Cooper	-	11-5-3	-	107	1	-	-
Goeser	-	7-4-0	-	61	1	-	-
Sullivan	-	6-3-0	-	51	0	-	-
Clayberg	-	2-1-0	-	12	0	-	-

RECEIVING

Player	G	Rec	Yds	Avg.	TD	Lg	Gm
Webb	-	13	203	15.6	2	-	-
Fitzgerald	-	5	92	18.4	1	-	-
Montre	-	4	57	14.3	1	-	-
Schreiber	-	1	20	20.0	1	-	-
Marcellus	-	1	17	17.0	0	-	-
Rick	-	1	16	16.0	0	-	-
Limerick	-	1	12	12.0	0	-	-
Burden	-	1	12	12.0	0	-	-
Horky	-	1	11	11.0	0	-	-
Watkins	-	1	8	8.0	0	-	-
Proto	-	1	-3	-3.0	0	-	-

SCORING

			PAT					
Player	TD	FG	Kick	Rush	Pass	DXP	Saf	Pts
Watkins	10	0-0	0-0	0-0	0-0	-	-	60
Hoppmann	5	0-0	0-0	0-0	1-3	-	-	30
Fitzgerald	2	0-0	8-8	1-1	1-1	-	-	16
Clayberg	2	0-0	0-0	1-1	0-0	-	-	14
Rick	0	0-0	14-15	0-1	0-0	-	-	14
Schreiber	1	2-3	1-3	0-0	0-0	-	-	13
Webb	2	0-0	0-0	0-0	0-0	-	-	12
Burden	2	0-0	0-0	0-0	0-0	-	-	12
Cooper	1	0-0	0-0	0-0	1-1	-	-	6
Horky	0	0-0	0-0	0-0	1-1	-	-	2
Montre	1	0-0	0-0	0-0	0-0	-	-	6
Sullivan	0	0-0	0-0	0-0	0-1	-	-	0

PUNTING

Player	No	Yds	Avg.	Lg	TB	FC	I20	Blk
Clayberg	3	162	54.0	-	-	-	-	0
Ellis	24	835	34.8	-	-	-	-	0
Rick	19	616	32.4	-	-	-	-	1
Clapper	2	48	24.0	-	-	-	-	0

PUNT RETURNS

Player	No	Yds	Avg	TD	Lg
Cooper	5	78	15.6	1	-
Fitzgerald	4	26	6.5	0	-
Van Der Heyden	2	32	16.0	0	-
Hoppmann	2	24	12.0	0	-
Chandler	1	15	15.0	0	-

KICKOFF RETURNS

Player	No	Yds	Avg	TD	Lg
Watkins	14	332	23.7	0	-
Burden	7	146	20.9	0	-
Fitzgerald	4	60	15.0	0	-
Goeser	1	32	32.0	0	-
Hoppmann	1	19	19.0	0	-
Sullivan	1	15	15.0	0	-
Cooper	1	11	11.0	0	-
Walter	1	2	2.0	0	-

INTERCEPTIONS

Player	No	Yds	Avg	TD	Lg
Fitzgerald	2	26	13.0	0	-
Watkins	1	62	62.0	1	-
Smith	1	34	34.0	0	-
Sullivan	1	13	13.0	0	-
Burden	1	0	0	0	-
Cooper	1	0	0	0	-

TOTAL OFFENSE LEADERS

Player	G	Plays	Rush	Pass	Tot	Avg.
Hoppmann	-	201	844	214	1058	-
Watkins	-	163	688	0	688	-
Clayberg	-	42	153	12	165	-

ALL PURPOSE LEADERS

Player	G	Rush	Rec	PR	KR	IR	Tot	Avg.
Watkins	-	688	8	62	0	332	1090	-
Hoppmann	-	844	0	0	24	19	887	-
Fitzgerald	-	116	92	26	26	60	320	-
Burden	-	146	12	0	0	146	304	-

Date	Team	Result	Att.	AP	FD	Rushing Att	Rushing Yds	Rushing TD	Passing A-C-I	Passing Yds	Passing TD	Total Off. Plays	Total Off. Yds
S16	Iowa State	W, 21-0	12,465	-	13	48	192	1	7-3-1	60	2	55	252
	at Drake			-	11	51	132	0	9-2-1	16	0	60	148
S23	Iowa State	W, 14-7	16,848	-	7	34	135	2	3-2-1	45	0	37	180
	OKLAHOMA STATE*			-	19	58	210	1	12-5-1	63	0	70	273
O7	Iowa State	W, 21-15	45,365	-	13	50	185	3	3-2-1	32	0	53	217
	at Oklahoma*			-	17	56	207	2	17-8-1	91	0	73	298
O14	Iowa State	L, 7-21	32,176	-	9	39	132	0	9-5-0	68	1	48	200
	at Kansas*			-	13	50	189	3	7-3-2	66	0	57	255
O21	Iowa State	L, 7-13	21,932	-	8	32	34	0	16-6-1	99	1	48	133
	MISSOURI*			-	15	61	233	1	3-2-0	19	1	64	252
O28	Iowa State	W, 31-7	18,475	-	15	48	345	2	12-3-2	63	2	60	408
	KANSAS STATE*			-	7	42	111	1	7-4-1	41	0	49	152
N4	Iowa State	L, 10-14	13,015	-	14	48	172	0	15-8-1	137	1	63	309
	at Boston College			-	11	45	136	2	12-4-2	61	0	57	197
N11	Iowa State	L, 13-16	13,106	-	10	22	90	1	22-11-2	176	1	44	266
	NEBRASKA*			-	18	57	235	2	9-5-0	78	0	66	313
N18	Iowa State	W, 27-6	6,600	-	15	42	279	4	5-3-0	54	0	47	333
	at Tulsa			-	18	50	103	0	27-13-4	139	1	77	242
N25	Iowa State	L, 0-34	30,399	-	11	43	88	0	14-4-3	66	0	57	154
	at Colorado*			7	18	52	248	3	24-8-1	157	1	76	405

Head Coach: Clay Stapleton **Captain:** John Cooper

Offense - LE Larrry Montre, LT Tom Graham, LG Carl Proto, C Jon Spelman, RG Dan Celoni, RT Dick Walton, RE Steve Sturek, QB Paul Sullivan, LH Dave Hoppmann, RG J.W. Burden, FB Dave Clayberg

BY QUARTERS	1	2	3	4	OT	Total
Iowa State	45	24	27	55	-	151
Opponents	20	38	29	46	-	133

TEAM STATISTICS	Iowa State	Opponents
FIRST DOWNS	115	147
Rushing	82	109
Passing	27	35
Penalty	6	3
RUSHING YARDAGE	1652	1804
Yards Gained	1903	2063
Yards Lost	251	259
Rushing Attempts	406	522
Average Per Rush	4.1	3.5
Average Per Game	165.2	180.4
Rushing TD	-	-
PASSING YARDAGE	800	731
Attempts	106	127
Completions	47	54
Interceptions	13	12
Average Per Attempt	7.5	3.9
Average Per Comp.	17.0	13.5
Average Per Game	80.0	73.1
Passing TD	8	3
TOTAL OFFENSE	2452	2535
Total Plays	512	649
Average Per Play	4.8	3.9
Average Per Game	245.2	253.5
KICKOFF RETURNS	30-559	24-440
Average	18.6	18.3
PUNT RETURNS	26-210	29-345
Average	8.1	11.9
INTERCEPTION RETURNS	12-92	13-87
Average	7.7	6.7
FUMBLES-LOST	16-10	25-13
PENALTIES-YARDS	34-313	44-417
Average Per Game	9.2	9.5
PUNTS-YARDS	55-2178	48-1797
Average Per Punt	39.6	37.4
TIME OF POSSESSION	-	-
TOUCHDOWNS	21	19
Rushing	13	-
Passing	8	3
Return	-	-
PAT Kicks	17-19	12-17
2-point Attempts	1-2	2-2
Field Goals	7-9	1-4
Safeties	0	0
TOTAL POINTS	151	133
AVERAGE PER GAME	15.1	13.3

RUSHING

Player	G	Att	Gain	Loss	Net	Avg.	TD	Lg	Gm
Hoppmann	-	229	1086	166	920	4.0	5	-	-
Hoover	-	79	341	14	327	4.1	4	-	-
Burden	-	37	197	28	169	4.6	1	-	-
Clay	-	26	157	19	138	5.3	3	-	-
Limerick	-	9	62	6	56	6.2	0	-	-
Clayberg	-	13	30	0	30	2.3	0	-	-
Smith	-	4	24	3	21	5.3	0	-	-
Cooper	-	8	6	3	3	0.4	0	-	-
Ellis	-	1	0	13	-13	-13.0	0	-	-

PASSING

Player	G	Att-Cmp-Int	Pct.	Yds	TD	Lg	Gm
Hoppmann	-	91-41-11	-	718	7	-	-
Cooper	-	11-4-1	-	60	0	-	-
Hoover	-	3-2-0	-	22	1	-	-
Clay	-	1-0-0	-	0	0	-	-

RECEIVING

Player	G	Rec	Yds	Avg.	TD	Lg	Gm
Limerick	-	21	402	19.1	4	-	-
Montre	-	10	210	21.0	4	-	-
Burden	-	7	84	12.0	0	-	-
Hannahs	-	2	22	11.0	0	-	-
Sturek	-	2	17	8.5	0	-	-
Clapper	-	2	7	3.5	0	-	-
Marcellus	-	1	32	32.0	0	-	-
Kidd	-	1	21	21.0	0	-	-
Schreiber	-	1	5	5.0	0	-	-

SCORING

Player	TD	FG	PAT Kick	PAT Rush	PAT Pass	DXP	Saf	Pts
Hoppmann	5	0-0	0-0	-	1-2	-	-	30
Montre	4	5-6	0-0	-	0-0	-	-	24
Limerick	4	0-0	0-0	-	0-0	-	-	24
Hoover	4	0-0	0-0	-	0-0	-	-	24
Schreiber	0	2-3	17-19	-	0-0	-	-	23
Clay	3	0-0	0-0	-	0-0	-	-	18
Burden	1	0-0	0-0	-	0-0	-	-	6
Hannahs	0	0-0	0-0	-	0-0	-	-	2

PUNTING

Player	No	Yds	Avg.	Lg	TB	FC	I20	Blk
Clayberg	7	329	47.0	-	-	-	-	-
Ellis	48	1849	38.5	-	-	-	-	-

PUNT RETURNS

Player	No	Yds	Avg	TD	Lg
Hoppmann	11	74	6.7	-	-
Cooper	7	72	10.3	-	-
Limerick	4	38	9.5	-	-
Hoover	4	24	6.0	-	-

KICKOFF RETURNS

Player	No	Yds	Avg	TD	Lg
Burden	12	267	22.3	-	-
Hoppmann	4	58	14.5	-	-
Hoover	3	57	19.0	-	-
Clay	3	51	17.0	-	-
Smith	2	43	21.5	-	-
Limerick	2	41	20.5	-	-
Clayberg	2	35	17.5	-	-
Horky	1	7	7.0	-	-
Montre	1	0	0	-	-

INTERCEPTIONS

Player	No	Yds	Avg	TD	Lg
Cooper	4	23	5.8	-	-
Spelman	3	10	3.3	-	-
Kidd	2	25	12.5	-	-
Hoover	1	24	24.0	-	-
Clapper	1	7	7.0	-	-
Burden	1	3	3.0	-	-
Hoppmann	1	0	1.0	-	-

TOTAL OFFENSE LEADERS

Player	G	Plays	Rush	Pass	Tot	Avg.
Hoppmann	-	320	920	718	1638	-
Hoover	-	82	327	22	349	-
Burden	-	37	169	0	169	-

ALL PURPOSE LEADERS

Player	G	Rush	Rec	PR	KR	IR	Tot	Avg.
Hoppmann	-	920	0	0	74	58	1052	-
Limerick	-	56	402	0	38	41	537	-
Hoover	-	327	0	24	24	57	432	-

1962 (5-5, 3-4 BIG EIGHT, 5TH)

Date	Team	Result	Att.	AP	FD	Rushing Att	Rushing Yds	Rushing TD	Passing A-C-I	Passing Yds	Passing TD	Total Off. Plays	Total Off. Yds
S15	Iowa State	W, 14-7	21,781	-	11	48	195	2	8-1-0	7	0	56	202
	DRAKE			-	11	45	137	1	18-11-0	93	0	63	230
S22	Iowa State	L, 35-39	30,430	-	14	42	169	3	14-10-1	211	2	56	380
	at Oregon State (Portland)			-	27	45	197	3	30-16-1	252	3	75	449
O6	Iowa State	L, 22-36	34,321	-	13	38	147	2	14-7-2	70	1	52	217
	at Nebraska*			-	20	62	234	4	15-9-0	153	1	77	387
O13	Iowa State	L, 8-29	22,262	-	12	40	59	1	12-6-1	102	0	52	161
	KANSAS*			-	21	54	312	4	8-2-1	34	0	62	346
O20	Iowa State	W, 57-19	18,045	-	21	52	358	5	13-6-0	130	2	65	488
	COLORADO*			-	12	38	85	1	31-13-1	123	2	69	208
O27	Iowa State	L, 6-21	42,010	-	8	32	101	1	15-6-2	93	0	47	194
	at Missouri*			-	25	73	348	3	4-0-3	0	0	77	348
N3	Iowa State	W, 34-7	17,533	-	24	64	404	4	10-5-1	74	1	74	478
	at Oklahoma State*			-	13	31	71	0	31-11-2	130	1	62	201
N10	Iowa State	L, 0-41	15,391	-	12	44	86	0	18-5-2	62	0	62	148
	OKLAHOMA*			-	25	61	309	5	14-10-0	112	1	75	421
N17	Iowa State	W, 28-14	9,224	-	20	59	270	3	7-2-0	49	0	66	319
	at Kansas State*			-	11	43	104	1	11-6-0	61	1	54	165
N24	Iowa State	W, 31-22	8,503	-	24	59	321	2	17-9-0	206	2	76	527
	OHIO			-	12	28	97	2	28-10-3	55	1	56	352

Head Coach: Clay Stapleton **Captain:** Jim Clapper
Offense - LE Larry Schreiber, LT John Van Sicklen, LG Tim Brown, C Ray Steffy, RG Dick Walton, RT Norm Taylor, RE John McGonegle, QB Larry Switzer, HN Dave Hoppmann, HB Otis Williams, FB Tim Vaughn
Specialists - K Larry Schreiber

BY QUARTERS	1	2	3	4	OT	Total
Iowa State	56	65	51	63	-	235
Opponents	40	76	54	65	-	235

TEAM STATISTICS	Iowa State	Opponents
FIRST DOWNS	159	177
Rushing	111	123
Passing	42	52
Penalty	6	2
RUSHING YARDAGE	2120	1894
Yards Gained	2346	2124
Yards Lost	226	230
Rushing Attempts	477	480
Average Per Rush	4.4	3.9
Average Per Game	212.0	189.4
Rushing TD	-	-
PASSING YARDAGE	1004	1213
Attempts	128	190
Completions	57	88
Interceptions	9	11
Average Per Attempt	7.8	6.4
Average Per Comp.	17.6	13.8
Average Per Game	100.4	121.3
Passing TD	8	10
TOTAL OFFENSE	3124	3107
Total Plays	605	670
Average Per Play	5.2	4.6
Average Per Game	312.4	121.3
KICKOFF RETURNS	34-697	43-769
Average	20.5	17.9
PUNT RETURNS	16-219	22-267
Average	13.7	12.1
INTERCEPTION RETURNS	11-100	9-82
Average	9.1	9.1
FUMBLES-LOST	26-14	18-11
PENALTIES-YARDS	32-239	34-336
Average Per Game	23.9	33.6
PUNTS-YARDS	47-1702	44-1602
Average Per Punt	36.2	36.4
TIME OF POSSESSION	-	-
TOUCHDOWNS	33	34
Rushing	24	-
Passing	8	10
Return	1	-
PAT Kicks	24-26	19-22
2-point Attempts	5-7	6-12
Field Goals	1-3	0-4
Safeties	-	-
TOTAL POINTS	235	235
AVERAGE PER GAME	23.5	23.5

RUSHING

Player	G	Att	Gain	Loss	Net	Avg.	TD	Lg	Gm
Hoppmann	-	198	941	143	798	4.0	11	-	-
Vaughn	-	104	614	17	597	5.7	9	-	-
Hoover	-	46	234	1	233	5.1	1	-	-
Chandler	-	31	181	1	180	5.8	2	-	-
Clay	-	28	135	5	130	4.6	1	-	-
Limerick	-	28	112	4	108	3.9	0	-	-
Williams	-	4	55	0	55	13.8	0	-	-
Clayberg	-	8	19	0	19	2.4	0	-	-
Kimbrough	-	3	7	0	7	2.3	0	-	-
Cox	-	1	3	0	3	3.0	0	-	-
Switzer	-	26	45	65	-20	-0.8	0	-	-

PASSING

Player	G	Att-Cmp-Int	Pct.	Yds	TD	Lg	Gm
Hoppmann	-	89-40-6	.449	679	6	-	-
Switzer	-	39-17-3	.436	325	2	-	-

RECEIVING

Player	G	Rec	Yds	Avg.	TD	Lg	Gm
Limerick	-	17	296	17.4	4	-	-
Montre	-	10	105	10.5	0	-	-
Schreiber	-	8	167	20.9	1	-	-
McGonegle	-	5	92	18.4	0	-	-
Kidd	-	3	104	34.7	1	-	-
Hoppmann	-	3	43	14.3	0	-	-
Chandler	-	2	62	31.0	0	-	-
Hannahs	-	3	37	12.3	1	-	-
Hoover	-	2	20	10.0	0	-	-
Williams	-	1	40	40.0	1	-	-
Vaughn	-	1	18	18.0	0	-	-
Clayberg	-	1	15	15.0	0	-	-
Clay	-	1	5	5.0	0	-	-

SCORING

			-------PAT-------						
Player	TD	FG	Kick	Rush	Pass	DXP	Saf	Pts
Hoppmann	11	0-0	0-0	0-1	0-1	-	-	66
Vaughn	9	0-0	0-0	3-3	0-0	-	-	60
Schreiber	1	1-3	24-26	0-0	0-0	-	-	33
Limerick	4	0-0	0-0	0-0	0-0	-	-	24
Clay	2	0-0	0-0	1-1	0-0	-	-	14
Chandler	2	0-0	0-0	0-0	0-0	-	-	12
Hoover	1	0-0	0-0	1-1	0-0	-	-	8
Williams	1	0-0	0-0	0-0	0-0	-	-	6
Hannahs	1	0-0	0-0	0-0	0-0	-	-	6
Kidd	1	0-0	0-0	0-0	0-0	-	-	6

PUNTING

Player	No	Yds	Avg.	Lg	TB	FC	I20	Blk
Ellis	46	1702	37.0	-	-	-	-	0
Team	1	0	-	-	-	-	-	1

PUNT RETURNS

Player	No	Yds	Avg	TD	Lg
Limerick	9	128	14.2	-	-
Vaughn	7	91	13.0	-	-

KICKOFF RETURNS

Player	No	Yds	Avg	TD	Lg
Hoppman	13	277	21.3.	-	-
Hoover	7	150	21.4	-	-
Vaughn	4	134	33.5	-	-
Switzer	3	57	19.0	-	-
Montre	3	39	13.0	-	-
Brown	2	16	8.0	-	-
Williams	1	15	15.0	-	-
Schreiber	1	10	10.0	-	-

INTERCEPTIONS

Player	No	Yds	Avg	TD	Lg
Clapper	3	17	5.7	0	-
Clay	2	12	6.0	1	-
Vaughn	2	3	1.5	0	-
Williams	1	61	61.0	0	-
Limerick	1	6	6.0	0	-
Hoover	1	1	1.1	0	-
Clayberg	1	0	0.0	0	-

TOTAL OFFENSE LEADERS

Player	G	Plays	Rush	Pass	Tot	Avg.
Hoppmann	-	287	798	679	1477	-
Vaughn	-	104	597	0	597	-
Switzer	-	65	-20	325	305	-

ALL PURPOSE LEADERS

Player	G	Rush	Rec	PR	KR	IR	Tot	Avg.
Hoppmann	-	798	43	0	277	0	1118	-
Vaughn	-	597	18	3	134	91	843	-
Hoover	-	233	20	1	150	0	404	-

1963 (4-5, 3-4 BIG EIGHT, T4TH)

Date	Team	Result	Att.	AP	FD	Rushing Att	Rushing Yds	Rushing TD	Passing A-C-I	Passing Yds	Passing TD	Total Off. Plays	Total Off. Yds
S21	Iowa State	L, 8-15	38,477	-	12	58	217	0	14-6-1	98	0	72	315
	at California			-	8	35	104	1	19-6-0	113	1	54	217
S28	Iowa State	W, 21-6	14,530	-	14	50	174	1	4-2-0	29	1	54	203
	VMI			-	16	45	132	0	26-9-2	100	1	71	232
O5	Iowa State	L, 7-21	37,640	-	13	44	133	1	12-5-2	51	0	56	184
	at Nebraska*			-	18	53	279	3	6-3-0	42	0	59	321
O12	Iowa State	W, 17-14	32,915	-	19	48	180	1	19-9-2	131	1	67	311
	at Kansas*			-	14	46	181	2	15-3-3	94	0	61	275
O19	Iowa State	W, 19-7	26,866	-	16	54	152	1	21-5-0	58	1	75	210
	at Colorado*			-	4	42	106	1	7-4-0	74	0	49	180
O26	Iowa State	L, 0-7	22,081	-	10	42	139	0	13-5-3	33	0	55	172
	MISSOURI*			-	3	34	18	0	12-5-1	41	0	46	59
N2	Iowa State	W, 33-28	18,002	-	15	54	202	3	8-4-2	79	1	62	281
	OKLAHOMA STATE*			-	19	44	197	4	24-15-1	201	0	68	398
N9	Iowa State	L, 14-24	51,688	-	5	48	69	1	3-1-2	6	0	51	75
	at Oklahoma*			6	12	49	137	1	14-5-1	61	1	63	198
N16	Iowa State	L, 10-21	13,207	-	16	53	236	1	10-2-1	24	0	63	260
	KANSAS STATE*			-	17	52	214	3	7-3-0	47	0	59	261
N23	Drake game cancelled^	-	-	-	-	-	-	-	-	-	-	-	-

^Game cancelled following JFK's assassination

Head Coach: Clay Stapleton **Captain:** Dave Hoover

Offense - LE Randy Kidd, LT Norm Taylor, LG Chuck Steimle, C John Berrington, RG Tim Brown, RT John Van Sicklen, RE Larry Hannahs, QB Ken Bunte, HB Ozzie Clay, HB Dick Limerick, FB Tom Vaughn

Specialists - P Steve Balkovec, K Dick Limerick

BY QUARTERS	1	2	3	4	OT	Total
Iowa State	20	66	14	29	-	129
Opponents	14	41	38	50	-	143

TEAM STATISTICS	Iowa State	Opponents
FIRST DOWNS	120	111
Rushing	83	75
Passing	27	29
Penalty	10	7
RUSHING YARDAGE	1502	1368
Yards Gained	1713	1653
Yards Lost	211	285
Rushing Attempts	451	400
Average Per Rush	3.3	3.4
Average Per Game	166.9	152.0
Rushing TD	-	-
PASSING YARDAGE	509	726
Attempts	104	130
Completions	39	53
Interceptions	18	13
Average Per Attempt	4.9	5.6
Average Per Comp.	13.1	13.7
Average Per Game	56.6	80.7
Passing TD	4	3
TOTAL OFFENSE	2011	2141
Total Plays	555	530
Average Per Play	3.6	4.0
Average Per Game	223.4	237.9
KICKOFF RETURNS	27-638	25-475
Average	23.6	19.0
PUNT RETURNS	22-277	24-267
Average	12.6	11.1
INTERCEPTION RETURNS	13-50	18-190
Average	3.8	10.6
FUMBLES-LOST	21-8	22-9
PENALTIES-YARDS	32-340	41-409
Average Per Game	37.8	45.4
PUNTS-YARDS	51-2011	58-2269
Average Per Punt	39.4	39.1
TIME OF POSSESSION	-	-
TOUCHDOWNS	16	20
Rushing	9	-
Passing	4	3
Return	3	-
PAT Kicks	14-16	16-17
2-point Attempts	0-0	2-3
Field Goals	5-11	1-5
Safeties	2	0
TOTAL POINTS	129	143
AVERAGE PER GAME	14.3	15.9

RUSHING

Player	G	Att	Gain	Loss	Net	Avg.	TD	Lg	Gm
Vaughn	-	190	806	11	795	4.2	7	-	-
Hoover	-	43	254	1	253	5.9	2	-	-
Williams	-	57	209	25	184	3.2	0	-	-
Limerick	-	32	121	17	104	3.2	0	-	-
Cox	-	29	94	1	93	3.2	0	-	-
Clay	-	20	57	14	43	2.1	0	-	-
Bunte	-	63	132	103	29	0.5	0	-	-
Kennedy	-	1	1	0	1	1.0	0	-	-
Switzer	-	16	39	39	0	0.0	0	-	-

PASSING

Player	G	Att-Cmp-Int	Pct.	Yds	TD	Lg	Gm
Bunte	-	70-26-6	.371	347	2	-	-
Hoover	-	9-5-2	.556	53	2	-	-
Clay	-	7-4-2	.571	63	0	-	-
Switzer	-	17-3-3	.176	38	0	-	-
Limerick	-	1-1-0	1.00	8	0	-	-

RECEIVING

Player	G	Rec	Yds	Avg.	TD	Lg	Gm
Limerick	-	24	339	14.1	4	-	-
Hannahs	-	2	47	23.5	0	-	-
Kun	-	2	31	15.5	0	-	-
Alitz	-	2	15	7.5	0	-	-
Vaughn	-	2	15	7.5	0	-	-
Hoover	-	2	2	1.0	0	-	-
Kennedy	-	1	24	24.0	0	-	-
Cox	-	1	11	11.0	0	-	-
Clay	-	1	3	3.0	0	-	-

SCORING

Player	TD	FG	PAT Kick	PAT Rush	PAT Pass	DXP	Saf	Pts
Limerick	5	5-11	14-15	-	0-0	-	-	59
Vaughn	9	0-0	0-1	-	0-0	-	-	54
Hoover	2	0-0	0-0	-	0-0	-	-	12
Team	0	0-0	0-0	-	0-0	-	2	4

PUNTING

Player	No	Yds	Avg.	Lg	TB	FC	I20	Blk
Balkovec	51	2011	39.4	-	-	-	-	-

PUNT RETURNS

Player	No	Yds	Avg	TD	Lg
Vaughn	13	204	15.7	1	-
Limerick	7	61	8.7	0	-
Hoover	1	8	8	0	-
Clay	1	4	4	0	-

KICKOFF RETURNS

Player	No	Yds	Avg	TD	Lg
Vaughn	12	301	25.1	1	-
Limerick	6	167	27.8	1	-
Cox	5	99	19.8	0	-
Williams	2	24	12	0	-

INTERCEPTIONS

Player	No	Yds	Avg	TD	Lg
Hoover	4	39	9.8	-	-
Limerick	2	11	5.5	-	-
Vaughn	2	0	0	-	-

TOTAL OFFENSE LEADERS

Player	G	Plays	Rush	Pass	Tot	Avg.
Vaughn	-	190	795	0	795	-
Bunte	-	133	29	347	376	-
Hoover	-	66	253	53	306	-

ALL PURPOSE LEADERS

Player	G	Rush	Rec	PR	KR	IR	Tot	Avg.
Vaughn	-	795	15	204	301	0	1315	-
Limerick	-	104	339	61	167	2	673	-
Hoover	-	253	2	8	0	39	302	-

1964 (1-8-1, 0-7 BIG EIGHT, 8TH)

Date	Team	Result	Att.	AP	FD	Rushing Att	Rushing Yds	Rushing TD	Passing A-C-I	Passing Yds	Passing TD	Total Off. Plays	Total Off. Yds
S19	Iowa State	W, 25-0	20,523	-	16	50	223	3	17-6-1	90	0	67	313
	DRAKE			-	5	38	54	0	15-7-1	24	0	53	78
S26	Iowa State	L, 14-29	17,655	-	12	54	236	2	6-1-1	8	0	60	244
	at Oklahoma State*			-	15	46	243	3	11-7-0	160	1	57	403
O3	Iowa State	L, 7-14	21,185	-	9	38	132	1	6-3-0	18	0	44	150
	NEBRASKA*			-	20	60	243	2	10-5-0	45	0	70	288
O10	Iowa State	L, 6-42	19,706	-	8	24	32	1	31-14-3	135	0	55	167
	KANSAS*			-	21	55	314	3	19-10-1	133	3	74	447
O17	Iowa State	L, 7-14	19,778	-	10	44	87	1	17-4-1	53	0	61	140
	COLORADO*			-	16	62	220	2	7-3-0	29	0	69	249
O24	Iowa State	L, 0-10	43,493	-	6	31	93	0	9-2-1	42	0	40	135
	at Missouri*			-	18	68	201	0	14-6-0	105	1	82	306
O31	Iowa State	L, 7-9	22,155	-	14	39	119	1	23-8-2	161	0	62	280
	at Army			-	15	44	108	1	21-12-2	147	0	65	255
N7	Iowa State	L, 0-30	42,982	-	4	31	43	0	18-4-2	43	0	49	86
	at Oklahoma*			-	15	62	248	4	16-4-1	81	0	78	329
N14	Iowa State	L, 6-7	15,738	-	15	47	146	1	21-9-0	84	0	68	230
	at Kansas State*			-	9	50	160	1	8-2-0	39	0	58	199
N21	Iowa State	T, 0-0	24,595	-	15	53	174	0	18-6-1	82	0	71	256
	at Arizona			-	9	39	143	0	12-4-2	56	0	51	199

Head Coach: Clay Stapleton **Captain:** Mike Cox
Offense - LE Ernie Kun, LT Norm Taylor, LG Wayne Lueders, C John Berrington, RG Sam Ramenofsky, RT John Van Sicklen, RE Denny Alitz, QB Tim Van Galder, HB Tom Vaughn, HB Ernie Kennedy, FB Mike Cox
Specialists - P Steve Balkovec, K Steve Balkovec

BY QUARTERS	1	2	3	4	OT	Total
Iowa State	7	31	15	19	-	72
Opponents	42	41	52	20	-	155

TEAM STATISTICS	Iowa State	Opponents
FIRST DOWNS	109	177
Rushing	67	123
Passing	35	52
Penalty	7	2
RUSHING YARDAGE	1285	2124
Yards Gained	1511	1894
Yards Lost	226	230
Rushing Attempts	411	480
Average Per Rush	3.1	4.4
Average Per Game	128.5	212.4
Rushing TD	10	-
PASSING YARDAGE	716	1213
Attempts	166	190
Completions	58	88
Interceptions	7	11
Average Per Attempt	4.3	6.4
Average Per Comp.	12.3	13.8
Average Per Game	71.6	8.8
Passing TD	0	5
TOTAL OFFENSE	2001	3107
Total Plays	577	670
Average Per Play	3.5	4.6
Average Per Game	200.1	121.3
KICKOFF RETURNS	30-648	43-769
Average	21.6	17.9
PUNT RETURNS	23-238	22-267
Average	10.3	12.1
INTERCEPTION RETURNS	12-59	9-82
Average	4.9	9.1
FUMBLES-LOST	28-12	18-11
PENALTIES-YARDS	47-375	34-336
Average Per Game	37.5	33.6
PUNTS-YARDS	69-2520	44-1602
Average Per Punt	36.5	36.4
TIME OF POSSESSION	-	-
TOUCHDOWNS	10	-
Rushing	10	-
Passing	0	-
Return	0	-
PAT Kicks	3-3	18-20
2-point Attempts	3-7	1-1
Field Goals	1-6	3-8
Safeties	-	-
TOTAL POINTS	72	155
AVERAGE PER GAME	7.2	15.5

RUSHING

Player	G	Att	Gain	Loss	Net	Avg.	TD	Lg	Gm
Vaughn	-	129	522	25	497	3.9	4	-	-
Baker	-	99	422	19	403	4.1	3	-	-
Cox	-	27	113	1	112	4.1	1	-	-
Bunte	-	23	94	16	78	3.4	0	-	-
Kennedy	-	19	64	4	60	3.2	0	-	-
Barney	-	24	61	18	43	1.6	0	-	-
Halda	-	11	40	1	39	3.6	1	-	-
Williams	-	9	44	6	38	4.2	1	-	-
Carwell	-	15	44	9	35	2.3	0	-	-
Van Galder	-	27	64	54	10	0.4	0	-	-
Lewis	-	5	11	2	9	1.8	0	-	-
Alley	-	1	3	0	3	3.0	0	-	-
Beauchamp	-	2	1	0	1	0.5	0	-	-
Balkovec	-	3	5	8	-3	-1.0	0	-	-
Koski	-	15	23	34	-11	-0.7	0	-	-

PASSING

Player	G	Att-Cmp-Int	Pct.	Yds	TD	Lg	Gm
Van Galder	-	106-36-6	.340	354	0	-	-
Koski	-	24-10-2	.417	179	0	-	-
Bunte	-	29-10-3	.345	116	0	-	-
Halda	-	4-1-0	.250	33	0	-	-
Balkovec	-	2-0-1	.000	0	0	-	-
Baker	-	1-0-0	.000	0	0	-	-

RECEIVING

Player	G	Rec	Yds	Avg.	TD	Lg	Gm
Baker	-	6	76	12.7	0	-	-
Carwell	-	6	73	12.2	0	-	-
Barney	-	6	73	12.2	0	-	-
Alitz	-	5	77	15.4	0	-	-
Vaughn	-	5	48	9.6	0	-	-
Kun	-	5	46	9.2	0	-	-
Kennedy	-	4	45	11.3	0	-	-
Pigott	-	4	44	11.0	0	-	-
Ellerbe	-	3	77	25.7	0	-	-
Beauchamp	-	3	67	22.3	0	-	-
Maurer	-	3	39	13.0	0	-	-
Bunte	-	3	22	7.3	0	-	-
Williams	-	2	-2	-1.0	0	-	-
Halda	-	1	32	32.0	0	-	-
Van Galder	-	1	-8	-8.0	0	-	-

SCORING

Player	TD	FG	PAT Kick	PAT Rush	PAT Pass	DXP	Saf	Pts
Vaughn	4	0-1	1-1	-	0-0	-	-	25
Baker	3	0-0	0-0	-	0-0	-	-	18
Halda	1	0-2	1-1	-	0-0	-	-	7
Cox	1	0-0	0-0	-	0-0	-	-	6
Williams	1	0-0	0-0	-	0-1	-	-	6
Balkovec	0	1-3	1-1	1-2	0-0	-	-	6
Bunte	0	0-0	0-0	1-1	0-0	-	-	2
Beauchamp	0	0-0	0-0	1-1	0-0	-	-	2
Van Galder	0	0-0	0-0	0-1	0-0	-	-	0

PUNTING

Player	No	Yds	Avg.	Lg	TB	FC	I20	Blk
Alley	17	645	37.9	-	-	-	-	-
Halda	33	1224	37.1	-	-	-	-	-
Balkovec	18	651	36.2	-	-	-	-	-

PUNT RETURNS

Player	No	Yds	Avg	TD	Lg
Vaughn	10	120	12.0	-	-
Barney	6	39	6.5	-	-
Williams	5	65	13.0	-	-
Carwell	1	14	14.0	-	-
Beauchamp	1	0	0.0	-	-

KICKOFF RETURNS

Player	No	Yds	Avg	TD	Lg
Vaughn	17	402	23.6	-	-
Cox	6	107	17.8	-	-
Baker	4	65	16.3	-	-
Barney	2	39	19.5	-	-
Beauchamp	1	25	25.0	-	-

INTERCEPTIONS

Player	No	Yds	Avg	TD	Lg
Barney	2	49	24.5	-	-
Cox	2	10	5.0	-	-
Vaughn	2	0	0.0	-	-
Carwell	1	0	0.0	-	-

TOTAL OFFENSE LEADERS

Player	G	Plays	Rush	Pass	Tot	Avg.
Vaughn	-	129	497	0	497	-
Baker	-	100	403	0	403	-
Van Galder	-	132	10	354	364	-

ALL PURPOSE LEADERS

Player	G	Rush	Rec	PR	KR	IR	Tot	Avg.
Vaughn	-	497	48	120	402	0	1067	-
Baker	-	403	76	0	65	0	544	-
Cox	-	112	0	0	107	10	229	-

Date	Team	Result	Att.	AP	FD	Rushing Att	Rushing Yds	Rushing TD	Passing A-C-I	Passing Yds	Passing TD	Total Off. Plays	Total Off. Yds
S18	Iowa State	W, 21-0	6,938	-	9	30	175	2	23-10-2	100	0	53	275
	DRAKE			-	15	50	162	0	15-8-3	123	0	65	285
S25	Iowa State	W, 38-13	17,550	-	19	58	259	4	26-12-4	143	1	85	402
	PACIFIC			-	7	38	3	0	17-6-2	105	1	55	108
O2	Iowa State	L, 0-44	54,145	-	7	35	44	0	12-4-1	30	0	47	74
	at Nebraska*			3	27	61	290	4	28-15-0	207	2	89	497
O9	Iowa State	W, 21-7	38,006	-	10	50	152	2	13-7-0	174	1	63	326
	at Kansas*			-	9	44	136	1	11-3-1	39	0	55	175
O16	Iowa State	T, 10-10	27,005	-	10	44	115	0	21-6-3	56	1	65	171
	at Colorado*			-	14	64	186	1	20-8-1	99	0	84	285
O23	Iowa State	L, 7-23	21,150	-	17	48	85	1	27-11-1	119	0	74	204
	MISSOURI*			-	17	53	197	2	9-3-0	41	1	62	238
O30	Iowa State	W, 14-10	19,542	-	14	39	198	2	20-9-1	100	0	59	298
	OKLAHOMA STATE*			-	14	50	138	1	18-8-1	70	0	68	208
N6	Iowa State	L, 20-24	43,642	-	10	31	108	1	18-6-2	148	2	49	256
	at Oklahoma*			-	24	87	299	3	8-3-0	45	0	95	344
N13	Iowa State	W, 38-6	13,977	-	28	54	230	5	44-21-1	293	0	98	523
	KANSAS STATE*			-	9	41	134	1	12-2-0	26	0	53	160
N20	Iowa State	L, 9-10	14,225	-	14	27	36	0	25-14-0	255	1	52	291
	at New Mexico			-	16	54	219	1	11-4-0	66	0	65	285

Head Coach: Clay Stapleton **Captains:** Dick Kasperek, Jimmy Wipert
Offense - LE Eppie Barney, LT John Chism, LG Dennis Storey, RG Rick Burchett, RT Larry Brazon, RE George Maurer, QB Tim Van Galder, HB Les Webster, HB Tom Busch, FB Tony Baker
Defense - LE Dennis Esselmann, LT Wayne Lueders, LG Bob Evans, RG Frank Belichick, RT Sam Ramenofsky, RE Ernie Kennedy, LB Jim Wipert, LB Ron Halda, LC Doug Robinson, RC Larry Carwell, S Cal Lewis
Specialists - P Steve Balkovec, K Steve Balkovec

BY QUARTERS	1	2	3	4	OT	Total
Iowa State	27	42	72	37	-	178
Opponents	34	56	30	27	-	147

TEAM STATISTICS	Iowa State	Opponents
FIRST DOWNS	138	152
Rushing	75	98
Passing	53	38
Penalty	10	16
RUSHING YARDAGE	1402	1764
Yards Gained	1712	2005
Yards Lost	310	241
Rushing Attempts	417	542
Average Per Rush	3.4	7.3
Average Per Game	140.2	176.4
Rushing TD	-	-
PASSING YARDAGE	1418	821
Attempts	229	149
Completions	100	60
Interceptions	15	8
Average Per Attempt	6.2	5.5
Average Per Comp.	14.2	13.7
Average Per Game	141.8	82.1
Passing TD	6	4
TOTAL OFFENSE	2820	2585
Total Plays	646	691
Average Per Play	4.4	3.7
Average Per Game	282.0	258.5
KICKOFF RETURNS	26-500	25-509
Average	19.2	20.4
PUNT RETURNS	36-432	33-318
Average	12.0	9.6
INTERCEPTION RETURNS	8-20	15-156
Average	2.5	10.4
FUMBLES-LOST	25-16	28-18
PENALTIES-YARDS	53-550	55-513
Average Per Game	55.0	51.3
PUNTS-YARDS	65-2485	71-2700
Average Per Punt	38.2	38.0
TIME OF POSSESSION	-	-
TOUCHDOWNS	24	19
Rushing	17	-
Passing	6	4
Return	1	-
PAT Kicks	22-24	16-18
2-point Attempts	0-0	0-1
Field Goals	4-8	5-11
Safeties	0	1
TOTAL POINTS	178	147
AVERAGE PER GAME	17.8	14.7

RUSHING

Player	G	Att	Gain	Loss	Net	Avg.	TD	Lg	Gm
Webster	-	137	524	26	498	3.6	5	-	-
W. Robinson	-	100	402	36	366	3.7	5	-	-
Baker	-	64	322	44	278	4.4	3	-	-
Van Galder	-	84	335	187	148	1.8	3	-	-
King	-	20	88	3	85	4.3	0	-	-
Busch	-	10	41	8	33	3.3	1	-	-
Koski	-	1	0	5	-5	-5.0	0	-	-

PASSING

Player	G	Att-Cmp-Int	Pct.	Yds	TD	Lg	Gm
Van Galder	-	228-100-14	.439	1418	6	-	-
Koski	-	1-0-1	-	0	0	-	-

RECEIVING

Player	G	Rec	Yds	Avg.	TD	Lg	Gm
Barney	-	35	495	14.1	1	-	-
Busch	-	28	443	15.8	3	-	-
Maurer	-	19	221	11.6	1	-	-
King	-	11	166	15.1	1	-	-
Webster	-	7	93	13.3	0	-	-

SCORING

Player	TD	FG	PAT Kick	PAT Rush	PAT Pass	DXP	Saf	Pts
Balkovec	0	4-8	22-24	-	0-0	-	-	34
Webster	5	0-0	0-0	-	1-2	-	-	30
W. Robinson	5	0-0	0-0	-	0-0	-	-	30
Busch	4	0-0	0-0	-	0-0	-	-	24
Baker	3	0-0	0-0	-	0-0	-	-	18
Van Galder	3	0-0	0-0	-	0-0	-	-	18
King	2	0-0	0-0	-	0-0	-	-	12
Barney	1	0-0	0-0	-	0-0	-	-	6
Maurer	1	0-0	0-0	-	0-0	-	-	6

PUNTING

Player	No	Yds	Avg.	Lg	TB	FC	I20	Blk
Balkovec	65	2485	38.2	-	-	-	-	-

PUNT RETURNS

Player	No	Yds	Avg	TD	Lg
Carwell	15	154	10.3	0	-
King	3	171	13.2	1	-
C. Lewis	6	78	13.0	0	-
Busch	2	29	14.5	0	-

KICKOFF RETURNS

Player	No	Yds	Avg	TD	Lg
Busch	8	220	27.5	-	-
Webster	6	92	15.3	-	-
King	3	60	20.0	-	-
Alley	3	53	17.7	-	-
Carwell	3	44	14.7	-	-
W. Robinson	2	11	5.5	-	-
Baker	1	20	20.0	-	-

INTERCEPTIONS

Player	No	Yds	Avg	TD	Lg
Carwell	2	15	7.5	-	-
C. Lewis	2	0	0	-	-
Esselmann	1	3	3.0	-	-
Kennedy	1	2	2.0	-	-
Halda	1	1	1.0	-	-
D. Robinson	1	0	0	-	-

TOTAL OFFENSE LEADERS

Player	G	Plays	Rush	Pass	Tot	Avg.
Van Galder	-	312	148	1418	1566	-
Webster	-	137	498	0	498	-
Baker	-	64	278	0	278	-

ALL PURPOSE LEADERS

Player	G	Rush	Rec	PR	KR	IR	Tot	Avg.
Busch	-	33	443	29	220	0	725	-
Webster	-	498	93	0	92	0	683	-
Barney	-	0	495	0	0	0	495	-

1966 (2-6-2, 2-3-2 BIG EIGHT, 6TH)

Date	Team	Result	Att.	AP	FD	Rushing Att	Rushing Yds	Rushing TD	Passing A-C-I	Passing Yds	Passing TD	Total Off. Plays	Total Off. Yds
S17	Iowa State	L, 10-20	46,500	-	11	37	129	1	20-7-3	79	0	57	208
	at Wisconsin			-	18	53	160	0	15-6-1	90	2	68	250
S24	Iowa State	L, 11-33	21,467	-	14	44	79	1	32-15-3	173	0	76	252
	OKLAHOMA*			-	15	48	200	2	16-9-0	142	2	64	342
O1	Iowa State	L, 6-12	25,548	-	10	34	79	0	23-11-1	114	0	57	191
	NEBRASKA*			6	21	55	229	1	27-16-2	203	0	82	432
O8	Iowa State	W, 24-7	23,105	-	21	60	276	3	13-7-2	88	0	73	364
	KANSAS*			-	14	48	150	1	16-4-3	50	0	64	200
O15	Iowa State	L, 21-41	23,345	-	17	40	152	2	25-17-0	220	1	65	372
	COLORADO*			-	27	66	361	6	16-8-0	94	0	82	455
O22	Iowa State	T, 10-10	45,149	-	10	53	130	1	14-6-1	105	0	67	235
	at Missouri*			-	12	44	96	0	22-8-1	116	1	66	212
O29	Iowa State	T, 14-14	30,310	-	16	44	84	0	34-13-2	242	2	77	326
	at Oklahoma State*			-	13	49	178	2	26-10-2	84	0	75	262
N12	Iowa State	W, 30-13	10,256	-	19	47	148	3	23-11-2	171	0	70	319
	at Kansas State*			-	17	46	103	1	26-10-4	223	1	72	326
N19	Iowa State	L, 24-27	23,904	-	22	36	107	1	40-25-1	335	2	76	442
	at Arizona			-	21	29	76	1	40-27-1	271	3	69	347
N26	Iowa State	L, 10-34	8,600	-	15	33	132	0	28-5-3	150	1	61	282
	at Colorado State			-	25	63	300	5	13-7-2	117	0	76	417

Head Coach: Clay Stapleton **Captains:** Bob Evans, Dick Schafroth

Offense - LE Eppie Barney, LT Dick Schafroth, LG Dennis Storey, C Don Stanley, RG Bill Brooks, RT Ted Tuinstra, RE George Maurer, QB Tim Van Galder, HB Les Webster, HB Tom Busch, FB Willie Robinson

Defense - LE Sam Campbell, LT Willie Muldrew, LG Bob Evans, RG Ted Hall, RT Dennis Esselmann, RE Don Graves, LB Terry Voy, LB Alan Staidl, LC Doug Robinson, RC Larry Carwell, S Cal Lewis

Specialists - P Harry Alley, K Tom Busch

BY QUARTERS	1	2	3	4	OT	Total
Iowa State	47	48	28	37	-	160
Opponents	47	30	36	98	-	211

TEAM STATISTICS	Iowa State	Opponents
FIRST DOWNS	155	183
Rushing	71	102
Passing	75	72
Penalty	9	9
RUSHING YARDAGE	1316	1853
Yards Gained	1665	2102
Yards Lost	349	249
Rushing Attempts	428	501
Average Per Rush	3.1	3.7
Average Per Game	131.6	185.3
Rushing TD	-	-
PASSING YARDAGE	1677	1390
Attempts	252	217
Completions	127	105
Interceptions	16	18
Average Per Attempt	6.7	6.4
Average Per Comp.	13.2	13.2
Average Per Game	167.7	139.0
Passing TD	6	9
TOTAL OFFENSE	2993	3242
Total Plays	681	718
Average Per Play	4.4	4.5
Average Per Game	299.3	324.2
KICKOFF RETURNS	40-934	33-674
Average	23.4	20.4
PUNT RETURNS	24-225	31-180
Average	9.4	5.8
INTERCEPTION RETURNS	18-287	16-242
Average	15.9	15.1
FUMBLES-LOST	20-8	30-17
PENALTIES-YARDS	41-398	41-425
Average Per Game	9.7	10.4
PUNTS-YARDS	65-2252	50-1944
Average Per Punt	34.6	38.8
TIME OF POSSESSION	-	-
TOUCHDOWNS	20	28
Rushing	12	-
Passing	6	9
Return	2	-
PAT Kicks	17-18	18-22
2-point Attempts	0-2	0-4
Field Goals	7-11	7-12
Safeties	1	0
TOTAL POINTS	160	211
AVERAGE PER GAME	16.0	21.1

RUSHING

Player	G	Att	Gain	Loss	Net	Avg.	TD	Lg	Gm
L. Webster	-	149	593	21	572	3.8	6	-	-
W. Robinson	-	82	341	36	305	3.7	0	-	-
T. Busch	-	20	156	12	144	7.2	1	-	-
B. King	-	25	132	4	128	5.1	0	-	-
T. Van Galder	-	117	328	224	104	0.9	5	-	-
J. Warder	-	24	71	31	40	1.7	0	-	-
E. Barney	-	2	21	0	21	10.5	0	-	-
G. King	-	4	17	0	17	4.3	0	-	-
L. Holton	-	4	8	2	6	1.5	0	-	-
Bad Centers	-	1	-	-	-36	-18.0	0	-	-
TEAM	-	2	-	-	-	-	0	-	-

PASSING

Player	G	Att-Cmp-Int	Pct.	Yds	TD	Lg	Gm
T. Van Galder	-	245-124-16	.506	1645	6	-	-
J. Warder	-	7-3-2	.429	32	0	-	-

RECEIVING

Player	G	Rec	Yds	Avg.	TD	Lg	Gm
E. Barney	-	56	782	14.0	3	-	-
G. Maurer	-	30	320	10.7	0	-	-
T. Busch	-	21	423	20.1	2	-	-
L. Webster	-	7	56	8.0	0	-	-
G. King	-	4	16	4.0	0	-	-
J. Warder	-	3	20	6.7	0	-	-
B. Feikema	-	3	14	4.7	0	-	-
W. Robinson	-	2	25	12.5	1	-	-
L. Holton	-	1	27	27.0	0	-	-

SCORING

Player	TD	FG	PAT Kick	PAT Rush	PAT Pass	DXP	Saf	Pts
T. Busch	3	6-10	16-17	0-1	0-0	0	0	52
L. Webster	6	0-0	0-0	0-0	0-0	0	0	36
T. Van Galder	5	0-0	0-0	0-0	0-1	0	0	30
E. Barney	3	0-0	0-0	0-0	0-0	0	0	18
D. Graves	1	0-0	0-0	0-0	0-0	0	0	6
J. Simonds	1	0-0	0-0	0-0	0-0	0	0	6
W. Robinson	1	0-0	0-0	0-0	0-0	0	0	6
D. Speraller	0	1-1	1-1	0-0	0-0	0	0	4
Team	0	0-0	0-0	0-0	0-0	0	1	2

PUNTING

Player	No	Yds	Avg.	Lg	TB	FC	I20	Blk
T. Busch	13	475	36.6	-	-	-	-	-
H. Alley	52	1777	34.2	-	-	-	-	-

PUNT RETURNS

Player	No	Yds	Avg	TD	Lg
L. Carwell	14	136	9.7	-	-
J. Simonds	7	39	5.6	-	-
C. Lewis	2	17	8.5	-	-
J. Soucek	1	33	33.0	-	-

KICKOFF RETURNS

Player	No	Yds	Avg	TD	Lg
T. Busch	18	484	26.9	-	-
L. Carwell	10	234	23.4	-	-
L. Holton	6	135	22.5	-	-
E. Barney	2	34	16.0	-	-
C. Lewis	1	17	17.0	-	-
D. Schafroth	1	13	13.0	-	-

INTERCEPTIONS

Player	No	Yds	Avg	TD	Lg
L. Carwell	4	123	30.8	0	-
J. Simonds	4	116	29.0	1	-
C. Lewis	2	17	8.5	0	-
S. Campbell	2	7	8.5	0	-
D. Graves	1	16	16.0	1	-
J . Soucek	1	7	7.0	0	-
D. Mayberry	1	1	1.0	0	-
J. Cunningham	1	0	0	0	-

TOTAL OFFENSE LEADERS

Player	G	Plays	Rush	Pass	Tot	Avg.
T. Van Galder	-	362	104	1645	1749	-
L. Webster	-	149	572	0	572	-
W. Robinson	-	82	305	0	305	-

ALL PURPOSE LEADERS

Player	G	Rush	Rec	PR	KR	IR	Tot	Avg.
T. Busch	-	144	423	0	484	0	1051	-
E. Barney	-	21	782	0	34	0	831	-
L. Webster	-	572	56	0	0	0	628	-

Date	Team	Result	Att.	AP	FD	Rushing Att	Rushing Yds	Rushing TD	Passing A-C-I	Passing Yds	Passing TD	Total Off. Plays	Total Off. Yds
S16	Iowa State	L, 3-34	21,713	-	15	50	182	0	15-7-1	97	0	65	279
	at South Carolina			-	23	55	183	5	24-15-0	187	0	79	370
S23	Iowa State	L, 0-52	30,328	-	7	44	110	0	21-7-2	61	0	70	171
	at Texas Tech			-	23	53	289	4	30-14-0	151	2	83	440
S30	Iowa State	W, 17-12	21,621	-	14	65	284	2	7-1-1	8	0	72	292
	NEW MEXICO			-	15	31	30	0	44-18-2	212	2	75	242
O7	Iowa State	L, 0-34	43,304	-	9	46	56	0	20-8-3	143	0	66	199
	at Colorado*			8	17	48	217	3	22-12-1	223	1	70	440
O14	Iowa State	W, 17-0	22,713	-	9	50	123	1	16-6-1	77	0	66	200
	KANSAS STATE*			-	15	50	49	0	31-13-4	130	0	81	179
O21	Iowa State	L, 7-23	25,008	-	10	36	44	0	20-12-0	138	1	56	182
	MISSOURI*			-	19	74	336	2	8-2-1	20	0	83	356
O28	Iowa State	L, 14-28	36,131	-	19	52	136	1	31-16-2	151	1	83	287
	at Kansas*			-	19	52	184	2	16-9-0	210	2	68	394
N4	Iowa State	L, 0-12	63,746	-	6	39	(-5)	0	27-9-1	83	0	66	78
	at Nebraska*			-	18	62	216	1	17-4-1	111	0	79	327
N11	Iowa State	L, 14-52	18,331	-	13	30	80	0	31-13-3	141	1	61	221
	OKLAHOMA*			9	27	63	269	5	21-13-2	270	2	84	544
N18	Iowa State	L, 14-28	16,912	-	13	48	140	2	21-6-2	105	0	69	245
	OKLAHOMA STATE*			-	21	72	306	4	15-4-1	51	0	87	359

Head Coach: Clay Stapleton **Captains:** Dave Mayberry, Don Stanley
Offense - SE Greg Dukstein, LT Dan Robinson, LG Dennis Storey, C Don Stanley, RG Rick Burchett, RT Ken Bixby, RE Brian Fiekema, QB John Warder, HB Les Webster, HB Ben King, WB Tom Busch
Defense - LE Mike Kirar, LT George Dimitri, NG Willie Muldrew, RT Roger Ashland, RE Dennis Esselmann, LB Dave Mayberry, LB Don Graves, LC Doug Robinson, RC Larry Holton, S Jeff Simonds

BY QUARTERS	1	2	3	4	OT	Total
Iowa State	10	17	24	35	-	86
Opponents	65	54	83	73	-	275

TEAM STATISTICS	Iowa State	Opponents
FIRST DOWNS	115	197
Rushing	59	124
Passing	49	61
Penalty	7	12
RUSHING YARDAGE	1150	2079
Yards Gained	1530	2492
Yards Lost	380	413
Rushing Attempts	465	560
Average Per Rush	2.5	3.7
Average Per Game	115.0	207.9
Rushing TD	-	-
PASSING YARDAGE	1004	1565
Attempts	209	228
Completions	85	104
Interceptions	16	12
Average Per Attempt	4.8	6.9
Average Per Comp.	11.8	15.0
Average Per Game	100.4	156.5
Passing TD	3	9
TOTAL OFFENSE	2154	3644
Total Plays	674	788
Average Per Play	3.2	4.6
Average Per Game	215.4	364.4
KICKOFF RETURNS	32-559	21-497
Average	17.5	23.7
PUNT RETURNS	30-266	54-730
Average	8.9	13.5
INTERCEPTION RETURNS	12-124	16-257
Average	10.3	16.1
FUMBLES-LOST	19-8	31-17
PENALTIES-YARDS	43-489	54-523
Average Per Game	48.9	52.3
PUNTS-YARDS	94-3515	71-2700
Average Per Punt	37.4	38.0
TIME OF POSSESSION	-	-
TOUCHDOWNS	11	39
Rushing	6	-
Passing	3	-
Return	2	-
PAT Kicks	11-11	31-37
2-point Attempts	0-0	0-2
Field Goals	3-7	2-9
Safeties	0	2
TOTAL POINTS	86	275
AVERAGE PER GAME	8.6	27.5

RUSHING

Player	G	Att	Gain	Loss	Net	Avg.	TD	Lg	Gm
King	-	110	401	13	388	3.5	1	-	-
Webster	-	109	345	23	322	2.9	2	-	-
Warder	-	181	544	273	271	1.5	3	-	-
McPherson	-	29	83	13	70	2.4	0	-	-
Coffey	-	6	45	0	45	7.5	0	-	-
Butters	-	16	72	32	40	2.5	0	-	-
W. Robinson	-	7	20	0	20	2.9	0	-	-
Busch	-	6	20	5	15	2.5	0	-	-
Bad Center	-	1	0	21	-21	-21.0	0	-	-

PASSING

Player	G	Att-Cmp-Int	Pct.	Yds	TD	Lg	Gm
Warder	-	196-80-14	.408	949	3	-	-
Butters	-	13-5-2	.385	55	0	-	-

RECEIVING

Player	G	Rec	Yds	Avg.	TD	Lg	Gm
Busch	-	33	429	-	2	-	-
Feikema	-	18	194	-	1	-	-
Dukstein	-	10	138	-	0	-	-
King	-	10	108	-	0	-	-
Webster	-	6	57	-	0	-	-
Langhor	-	5	55	-	0	-	-
McPherson	-	2	-3	-	0	-	-
Perry	-	1	26	-	0	-	-

SCORING

Player	TD	FG	PAT Kick	PAT Rush	PAT Pass	DXP	Saf	Pts
Skripsky	0	3-7	11-11	-	-	-	0	20
Warder	3	0-0	0-0	-	-	-	0	18
Webster	2	0-0	0-0	-	-	-	0	12
Busch	2	0-0	0-0	-	-	-	0	12
Graves	1	0-0	0-0	-	-	-	0	6
Feikema	1	0-0	0-0	-	-	-	0	6
Fiat	1	0-0	0-0	-	-	-	0	6
King	1	0-0	0-0	-	-	-	0	6

PUNTING

Player	No	Yds	Avg.	Lg	TB	FC	I20	Blk
Brouillette	78	2886	37.0	-	-	-	-	-
Busch	16	629	39.3	-	-	-	-	-

PUNT RETURNS

Player	No	Yds	Avg	TD	Lg
Holton	16	84	5.4	0	-
Simonds	12	83	6.9	0	-
Fiat	2	59	29.5	1	-

KICKOFF RETURNS

Player	No	Yds	Avg	TD	Lg
Busch	12	256	21.3	-	93
Simonds	5	104	20.8	-	26
Holton	4	65	16.3	-	23
King	4	40	10.0	-	20
Webster	3	55	18.3	-	20
McPherson	1	15	15.0	-	3
Dukstein	1	11	11.0	-	3
Perry	1	7	7.0	-	0
Coffey	1	6	6.0	-	0

INTERCEPTIONS

Player	No	Yds	Avg	TD	Lg
Simonds	4	23	5.8	0	-
D. Robinson	3	39	13.0	0	-
Holton	3	13	4.3	0	-
Graves	1	49	49.0	1	-
Fiat	1	0	0	0	-

TOTAL OFFENSE LEADERS

Player	G	Plays	Rush	Pass	Tot	Avg.
Warder	-	377	271	949	1220	-
King	-	110	388	0	388	-
Webster	-	109	322	0	322	-

ALL PURPOSE LEADERS

Player	G	Rush	Rec	PR	KR	IR	Tot	Avg.
Busch	-	15	429	0	256	0	700	-
King	-	388	108	0	40	0	536	-
Webster	-	322	57	0	55	0	434	-

DEFENSIVE LEADERS

Player	G	Solo	Ast	Total	TFL	Sack	FR	FF	Blk
Muldrew	-	49	58	107	-	-	0	-	1
Fiat	-	40	43	83	-	-	0	-	1
Mayberry	-	36	45	81	-	-	1	-	0

1968 (3-7, 1-6 BIG EIGHT, 8TH)

Date	Team	Result	Att.	AP	FD	Rushing Att	Rushing Yds	Rushing TD	Passing A-C-I	Passing Yds	Passing TD	Total Off. Plays	Total Off. Yds
S14	Iowa State	W, 28-10	21,187	-	15	46	154	4	21-11-1	150	0	67	304
	BUFFALO			-	16	52	130	1	23-15-1	139	0	75	239
S21	Iowa State	L, 12-21	20,908	-	14	39	91	0	34-9-2	132	2	73	223
	ARIZONA			-	24	63	191	1	28-17-1	267	2	91	458
S28	Iowa State	W, 28-20	23,059	-	16	46	178	2	9-5-1	78	1	55	256
	at Brigham Young			-	28	51	210	3	39-19-4	225	0	90	435
O5	Iowa State	L, 18-28	23,447	-	18	46	182	1	32-11-2	214	1	78	396
	COLORADO*			-	23	62	235	3	16-11-1	161	1	78	396
O12	Iowa State	W, 23-14	31,507	-	13	49	254	3	13-8-0	65	0	62	319
	at Kansas State*			-	24	35	71	1	50-29-6	295	1	85	366
O19	Iowa State	L, 7-42	46,960	-	13	41	98	1	25-14-2	161	0	66	259
	at Oklahoma*			-	27	62	295	6	19-10-1	146	0	81	441
O26	Iowa State	L, 25-46	26,256	-	20	54	164	2	28-11-1	138	1	82	302
	KANSAS*			3	25	64	303	4	18-11-0	186	2	82	489
N2	Iowa State	L, 13-24	30,463	-	19	46	182	2	28-10-2	112	0	74	294
	NEBRASKA*			-	22	57	209	2	17-12-0	161	1	74	370
N9	Iowa State	L, 7-42	50,655	-	11	46	81	0	12-7-0	102	1	58	183
	at Missouri*			6	22	66	320	5	11-6-0	99	1	77	419
N16	Iowa State	L, 17-26	23,085	-	22	63	242	0	24-11-1	172	2	87	414
	at Oklahoma State*			-	18	58	217	4	18-8-3	129	0	76	346

Head Coach: Johnny Majors **Captains:** George Dimitri, John Warder
Offense - LE Tom Lorenz, LT Tom Barnes, LG Mike Bliss, C Wayne Beske, RG Bill Easter, RT Tim Jeffries, RE Otto Stowe, QB John Warder, HB Jock Johnson, HB Jeff Allen, FB Ben King
Defense - LE Chuck Wilkinson, LT George Dimitri, NG John Griglione, RT Andy Waller, RE Ted Reimer, LB Mark Withrow, LB Steve Powers, CB Tom Elliott, CB Tom Hilden, MON Roy Snell, S Tony Washington
Specialists - P Bob Brouilette, K Vern Skripsky

BY QUARTERS	1	2	3	4	OT	Total
Iowa State	41	51	29	57	-	178
Opponents	50	110	54	59	-	273

TEAM STATISTICS	Iowa State	Opponents
FIRST DOWNS	161	229
Rushing	87	114
Passing	68	101
Penalty	6	14
RUSHING YARDAGE	1626	2182
Yards Gained	1940	2416
Yards Lost	314	234
Rushing Attempts	476	570
Average Per Rush	3.4	3.8
Average Per Game	162.6	218.2
Rushing TD	-	-
PASSING YARDAGE	1324	1808
Attempts	226	239
Completions	97	138
Interceptions	12	17
Average Per Attempt	5.9	7.6
Average Per Comp.	13.6	13.1
Average Per Game	132.4	180.8
Passing TD	8	8
TOTAL OFFENSE	2950	3990
Total Plays	702	809
Average Per Play	4.2	4.9
Average Per Game	295.0	399.0
KICKOFF RETURNS	37-849	36-512
Average	22.9	14.2
PUNT RETURNS	28-275	45-341
Average	9.8	2.6
INTERCEPTION RETURNS	17-95	12-179
Average	5.6	14.9
FUMBLES-LOST	21-14	35-22
PENALTIES-YARDS	52-468	47-451
Average Per Game	46.8	45.1
PUNTS-YARDS	64-2501	46-1772
Average Per Punt	39.1	38.5
TIME OF POSSESSION	-	-
TOUCHDOWNS	25	39
Rushing	15	-
Passing	8	8
Return	2	-
PAT Kicks	14-18	29-35
2-point Attempts	1-7	1-5
Field Goals	4-11	2-5
Safeties	-	-
TOTAL POINTS	178	273
AVERAGE PER GAME	17.8	27.3

RUSHING

Player	G	Att	Gain	Loss	Net	Avg.	TD	Lg	Gm
King	-	124	444	7	437	3.5	2	-	-
Warder	-	151	593	238	355	2.4	3	-	-
Allen	-	57	340	31	309	5.4	4	-	-
Johnson	-	75	293	6	287	3.8	1	-	-
Guge	-	31	139	1	138	4.5	1	-	-
Tisdale	-	23	77	31	46	2.0	1	-	-
Harris	-	13	38	0	38	2.9	3	-	-
Davis	-	2	11	0	11	5.5	0	-	-
Campbell	-	1	5	0	5	5.0	0	-	-

PASSING

Player	G	Att-Cmp-Int	Pct.	Yds	TD	Lg	Gm
Warder	-	201-89-9	.443	1184	7	-	-
Tisdale	-	25-8-3	.320	140	1	-	-

RECEIVING

Player	G	Rec	Yds	Avg.	TD	Lg	Gm
Stowe	-	34	421	12.4	1	-	-
Campbell	-	21	372	17.7	4	-	-
Allen	-	17	277	16.3	1	-	-
King	-	9	108	12.0	1	-	-
Johnson	-	7	59	8.4	0	-	-
Davis	-	4	47	11.8	1	-	-
Guge	-	3	27	9.0	0	-	-
Lorenz	-	2	13	6.5	0	-	-

SCORING

Player	TD	FG	PAT Kick	PAT Rush	PAT Pass	DXP	Saf	Pts
Allen	5	0-0	17-19	0-1	0-0	-	-	30
Campbell	4	0-0	0-0	0-0	0-0	-	-	24
Warder	3	0-0	0-0	1-2	0-4	-	-	20
King	3	0-0	0-0	0-0	0-0	-	-	18
Harris	3	0-0	0-0	0-0	0-0	-	-	18
Davis	2	0-0	0-0	0-0	0-0	-	-	12
Skripsky	0	3-7	7-10	0-0	0-0	-	-	16
Powers	0	1-4	7-8	0-0	0-0	-	-	10
Johnson	1	0-0	0-0	0-0	0-0	-	-	6
Tisdale	1	0-0	0-0	0-0	0-0	-	-	6
Stowe	1	0-0	0-0	0-0	0-0	-	-	6
Elliott	1	0-0	0-0	0-0	0-0	-	-	6
Guge	1	0-0	0-0	0-0	0-0	-	-	6

PUNTING

Player	No	Yds	Avg.	Lg	TB	FC	I20	Blk
Brouillette	63	2501	39.7	-	-	-	-	-

PUNT RETURNS

Player	No	Yds	Avg	TD	Lg
Elliott	15	161	10.7	1	-
Davis	6	43	7.2	0	-
Allen	3	29	9.7	0	-
Washington	2	36	18.0	0	-

KICKOFF RETURNS

Player	No	Yds	Avg	TD	Lg
Allen	23	599	26.0	0	-
Davis	5	180	36.0	1	-
King	2	25	12.5	0	-
Guge	2	13	6.5	0	-
Campbell	2	7	3.5	0	-
Harris	1	14	14.0	0	-
Johnson	1	11	11.0	0	-
Stowe	1	0	0.0	0	-

INTERCEPTIONS

Player	No	Yds	Avg	TD	Lg
Hilden	4	0	0.0	-	-
Washington	3	35	11.7	-	-
Withrow	3	31	10.3	-	-
Powers	3	19	6.3	-	-
Fiat	1	4	4.0	-	-
Griglione	1	3	3.0	-	-
Reimer	1	3	3.0	-	-
Simonds	1	0	0.0	-	-
Wilkinson	1	0	0.0	-	-

TOTAL OFFENSE LEADERS

Player	G	Plays	Rush	Pass	Tot	Avg.
Warder	-	352	355	1184	1539	-
King	-	124	437	0	437	-
Allen	-	57	309	0	309	-

ALL PURPOSE LEADERS

Player	G	Rush	Rec	PR	KR	IR	Tot	Avg.
Allen	-	309	277	29	599	0	1214	-
King	-	437	0	0	25	0	462	-
Stowe	-	0	421	0	0	0	421	-

DEFENSIVE LEADERS

Player	G	Solo	Ast	Total	TFL	Sack	FR	FF	Blk
Powers	-	50	59	109	-	-	2	-	-
Withrow	-	42	58	100	-	-	2	-	-
Dimitri	-	28	50	78	-	-	2	-	-

1969 (3-7, 1-6 BIG EIGHT, 7TH)

Date	Team	Result	Att.	AP	FD	Rushing Att	Rushing Yds	Rushing TD	Passing A-C-I	Passing Yds	Passing TD	Total Off. Plays	Total Off. Yds
S20	Iowa State	L, 13-14	30,491	-	14	44	143	1	17-6-1	48	0	61	191
	at Syracuse			-	22	59	212	2	20-14-2	123	0	79	335
S27	Iowa State	W, 10-0	28.232	-	16	69	197	0	12-3-1	27	0	81	224
	BRIGHAM YOUNG			-	4	41	34	0	17-4-2	9	0	58	43
O4	Iowa State	W, 48-20	35,982	-	20	57	152	3	24-14-0	165	3	81	317
	at Illinois			-	21	47	138	0	34-16-2	234	3	81	372
O11	Iowa State	L, 0-14	29,160	-	15	50	3	0	35-14-0	198	0	85	201
	COLORADO*			-	14	49	227	2	21-6-1	57	0	70	284
O18	Iowa State	L, 7-34	28,674	-	5	40	47	1	21-4-2	20	0	61	67
	at Kansas State*			-	21	54	148	4	39-20-3	221	0	93	369
O25	Iowa State	W, 44-20	26,398	-	14	47	198	3	13-7-1	73	1	60	271
	KANSAS*			-	22	57	194	2	26-14-2	174	0	83	368
N1	Iowa State	L, 14-37	53,811	-	14	46	72	0	23-10-1	147	2	69	219
	at Oklahoma*			-	32	77	339	4	20-14-2	230	1	97	569
N8	Iowa State	L, 3-17	65,131	-	15	48	27	0	23-11-1	119	0	71	146
	at Nebraska*			20	22	56	185	1	24-13-2	205	1	80	390
N15	Iowa State	L, 13-40	23,147	-	8	34	57	1	36-13-2	98	0	70	155
	MISSOURI*			6	24	61	228	2	36-16-2	317	3	97	545
N22	Iowa State	L, 0-35	20,315	-	7	29	53	0	28-13-5	117	0	57	170
	OKLAHOMA STATE*			-	22	60	265	3	26-13-1	158	2	86	423

Head Coach: Johnny Majors **Captains:** Jerry Fiat, Fred Jones
Offense - LE Tom Lorenz, LT Tom Barnes, LG Mike Bliss, C Wayne Beske, RG Jerry Berna, RT Tim Jeffries, RE Otto Stowe, QB Obert Tisdale, HB Mike Palmer, HB Jeff Allen, FB Jock Johnson
Defense - LE Mike Kirar, LT John Griglione, MG Fred Jones, RT Jerry Boyington, RE Jerry Fiat, LB Mark Withrow, MLB Keith Schroeder, LB Steve Powers, CB Tom Elliott, MON Bob Williams, S Tony Washington
Specialists - P Bob Brouilette, K Vern Skripsky

BY QUARTERS	1	2	3	4	OT	Total
Iowa State	20	62	31	39	-	152
Opponents	58	82	54	37	-	231

TEAM STATISTICS	Iowa State	Opponents
FIRST DOWNS	128	204
Rushing	74	113
Passing	43	82
Penalty	11	9
RUSHING YARDAGE	949	1970
Yards Gained	1596	2391
Yards Lost	647	421
Rushing Attempts	464	561
Average Per Rush	2.0	3.5
Average Per Game	94.9	197.0
Rushing TD	-	-
PASSING YARDAGE	1012	1728
Attempts	232	263
Completions	95	126
Interceptions	14	20
Average Per Attempt	4.4	6.6
Average Per Comp.	10.7	13.7
Average Per Game	101.2	172.8
Passing TD	6	10
TOTAL OFFENSE	1908	3698
Total Plays	696	824
Average Per Play	2.7	4.5
Average Per Game	190.8	369.8
KICKOFF RETURNS	31-608	30-524
Average	19.6	17.5
PUNT RETURNS	32-313	46-280
Average	9.8	6.1
INTERCEPTION RETURNS	20-387	14-195
Average	19.4	13.9
FUMBLES-LOST	29-12	39-18
PENALTIES-YARDS	39-321	60-672
Average Per Game	32.1	67.2
PUNTS-YARDS	83-3397	65-2468
Average Per Punt	40.9	38.0
TIME OF POSSESSION	-	-
TOUCHDOWNS	20	30
Rushing	9	-
Passing	6	10
Return	5	-
PAT Kicks	17-19	24-28
2-point Attempts	0-1	0-2
Field Goals	5-11	9-13
Safeties	0	0
TOTAL POINTS	152	231
AVERAGE PER GAME	15.2	23.1

RUSHING

Player	G	Att	Gain	Loss	Net	Avg.	TD	Lg	Gm
Johnson	-	98	436	9	427	4.4	2	-	-
Palmer	-	63	233	23	210	3.3	1	-	-
McDonald	-	75	221	20	201	2.4	0	-	-
Coffey	-	18	108	11	97	5.4	0	-	-
Allen	-	24	83	24	59	2.5	0	-	-
Stowe	-	5	41	8	33	6.6	1	-	-
Brouillette	-	1	20	0	20	20.0	0	-	-
Harris	-	7	13	2	11	1.6	0	-	-
Coleman	-	1	1	0	1	1.0	0	-	-
Fontanini	-	20	34	64	-30	-3.0	1	-	-
Tisdale	-	151	409	459	-50	-0.3	4	-	-
Bad Center	-	2	0	27	-27	-	0	-	-

PASSING

Player	G	Att-Cmp-Int	Pct.	Yds	TD	Lg	Gm
Tisdale	-	189-79-10	.418	896	5	-	-
Fontanini	-	43-16-4	.372	116	1	-	-

RECEIVING

Player	G	Rec	Yds	Avg.	TD	Lg	Gm
Stowe	-	39	508	-	3	-	-
Allen	-	17	168	-	0	-	-
Palmer	-	15	191	-	1	-	-
Johnson	-	7	21	-	0	-	-
Dukstein	-	4	43	-	0	-	-
Harris	-	4	27	-	0	-	-
Coleman	-	3	25	-	2	-	-
Coffey	-	3	4	-	0	-	-
Lorenz	-	2	25	-	0	-	-

SCORING

Player	TD	FG	PAT Kick	PAT Rush	PAT Pass	DXP	Saf	Pts
Skripsky	0	5-11	17-19	-	0-0	-	-	32
Tisdale	4	0	0	-	0-0	-	-	24
Stowe	4	0	0	-	0-0	-	-	24
Palmer	2	0	0	-	0-0	-	-	12
Johnson	2	0	0	-	0-0	-	-	12
Elliott	2	0	0	-	0-0	-	-	12
Coleman	2	0	0	-	0-0	-	-	12
Washington	1	0	0	-	0-0	-	-	6
Fontanini	1	0	0	-	0-0	-	-	6
Potter	1	0	0	-	0-0	-	-	6
Schroeder	1	0	0	-	0-0	-	-	6

PUNTING

Player	No	Yds	Avg.	Lg	TB	FC	I20	Blk
Brouillette	83	3397	40.9	-	-	-	-	-

PUNT RETURNS

Player	No	Yds	Avg	TD	Lg
Elliott	19	169	8.9	1	-
Washington	9	113	12.6	1	-
Holton	3	25	8.3	0	-
Hilden	1	6	6.0	0	-

KICKOFF RETURNS

Player	No	Yds	Avg	TD	Lg
Allen	17	362	21.3	-	-
Palmer	9	150	16.7	-	-
McDonald	2	43	21.5	-	-
Stowe	2	35	17.5	-	-
Johnson	1	18	18.0	-	-

INTERCEPTIONS

Player	No	Yds	Avg	TD	Lg
Holton	5	64	12.8	0	-
Washington	5	63	12.6	0	-
Elliott	3	88	29.3	1	-
Withrow	3	75	25.0	0	-
Potter	2	34	17.0	1	-
Schroeder	1	62	62.0	1	-
Baracz	1	0	0	0	-

TOTAL OFFENSE LEADERS

Player	G	Plays	Rush	Pass	Tot	Avg.
Carlson	-	378	26	1867	1893	-
Amundson	-	310	1316	256	1572	-
McDonald	-	130	566	0	566	-

ALL PURPOSE LEADERS

Player	G	Rush	Rec	PR	KR	IR	Tot	Avg.
Amundson	-	1316	174	0	0	18	1508	-
McDonald	-	566	66	0	0	29	661	-
Krepfle	-	0	570	0	0	0	570	-

DEFENSIVE LEADERS

Player	G	Solo	Ast	Total	TFL	Sack	FR	FF	Blk
Withrow	40	63	103	-	-	-	-	-	
Holton	38	37	75	-	-	-	-	-	
Williams	35	37	72	-	-	-	-	-	

1970 (5-6, 1-6 BIG EIGHT, 8TH)

Date	Team	Result	Att.	AP	FD	Rushing Att	Rushing Yds	Rushing TD	Passing A-C-I	Passing Yds	Passing TD	Total Off. Plays	Total Off. Yds
S19	Iowa State	W, 32-3	17,459	-	21	56	248	1	27-14-2	179	2	83	427
	at New Mexico			-	12	53	161	0	19-7-1	48	0	72	209
S26	Iowa State	W, 37-6	23,453	-	19	54	261	3	18-6-0	92	1	72	353
	COLORADO STATE			-	21	50	198	1	42-17-4	191	0	92	389
O3	Iowa State	W, 16-13	19,156	-	16	49	178	1	26-10-1	106	0	75	284
	at Utah			-	14	51	152	1	19-7-2	73	0	70	225
O10	Iowa State	L, 10-61	41,089	-	16	45	99	1	30-12-1	129	0	75	228
	at Colorado*			17	21	60	299	4	22-10-0	139	2	82	438
O17	Iowa State	L, 0-17	26,053	-	18	38	71	0	40-19-2	186	0	78	257
	KANSAS STATE*			-	17	49	169	1	32-16-0	123	0	81	292
O24	Iowa State	L, 10-24	34,837	-	20	46	172	0	30-12-4	166	0	76	338
	at Kansas*			-	15	65	227	3	9-3-0	30	0	74	257
O31	Iowa State	L, 28-29	26,672	-	13	44	73	2	25-11-4	227	2	69	300
	OKLAHOMA*			-	19	75	292	3	9-7-0	153	1	84	445
N7	Iowa State	L, 29-54	34,007	-	15	24	117	0	38-19-3	228	4	62	345
	NEBRASKA*			4	32	76	342	6	27-18-0	223	2	103	565
N14	Iowa State	W, 31-19	57,524	-	19	42	237	4	27-12-1	147	0	69	384
	at Missouri*			-	27	70	328	3	27-12-2	133	0	97	461
N21	Iowa State	L, 27-36	34,893	-	16	37	147	1	36-13-4	184	3	73	331
	at Oklahoma State*			-	19	73	324	4	15-5-4	85	1	88	409
N28	Iowa State	W, 28-22	40,172	-	20	57	144	2	26-12-1	158	2	83	302
	at San Diego State			-	17	22	(-13)	0	49-30-3	370	3	71	357

Head Coach: Johnny Majors **Captains:** Tony Washington, Mark Withrow
Offense - SE Otto Stowe, LT Joe Marconi, LG Ray Harm, RG Jerry Berna, RT Geary Murdock, TE Tom Lorenz, QB George Amundson, FL Dave McCurry, FB Jock Johnson, RB Mike Palmer
Defense - LE Charles Wilkinson, LT John Griglione, RT Harold Bassett, RE Therman Couch, LB Mark Withrow, MLB Keith Schroeder, LB Ken Caratelli, LCB Steve Wardlaw, RCB Jeff Allen, MON Obert Tisdale, S Tony Washington
Specialists - P Reggie Shoemake, K Reggie Shoemake

BY QUARTERS	1	2	3	4	OT	Total
Iowa State	79	64	46	59	-	248
Opponents	82	56	53	93	-	284

TEAM STATISTICS	Iowa State	Opponents
FIRST DOWNS	193	214
Rushing	93	132
Passing	82	68
Penalty	18	14
RUSHING YARDAGE	1712	2479
Yards Gained	2015	2827
Yards Lost	303	348
Rushing Attempts	491	644
Average Per Rush	3.5	3.8
Average Per Game	155.6	225.4
Rushing TD	15	26
PASSING YARDAGE	1802	1568
Attempts	324	270
Completions	142	132
Interceptions	23	16
Average Per Attempt	5.6	5.8
Average Per Comp.	12.7	11.9
Average Per Game	163.8	144.2
Passing TD	15	9
TOTAL OFFENSE	3577	4055
Total Plays	815	914
Average Per Play	4.4	4.4
Average Per Game	325.2	368.6
KICKOFF RETURNS	46-975	32-585
Average	21.2	18.3
PUNT RETURNS	28-277	39-343
Average	9.9	8.8
INTERCEPTION RETURNS	16-151	23-404
Average	9.4	17.6
FUMBLES-LOST	30-20	37-25
PENALTIES-YARDS	60-590	78-830
Average Per Game	53.6	75.5
PUNTS-YARDS	82-3070	73-2865
Average Per Punt	37.4	39.2
TIME OF POSSESSION	-	-
TOUCHDOWNS	31	39
Rushing	13	26
Passing	10	9
Return	1	-
PAT Kicks	24-27	26-32
2-point Attempts	1-4	2-5
Field Goals	12-20	8-14
Safeties	0	1
TOTAL POINTS	248	284
AVERAGE PER GAME	22.5	25.8

RUSHING

Player	G	Att	Gain	Loss	Net	Avg.	TD	Lg	Gm
Amundson	-	111	568	128	440	4.0	7	-	-
Johnson	-	122	458	24	434	3.6	1	-	-
McDonald	-	60	243	4	239	3.9	0	-	-
Palmer	-	54	245	9	236	4.4	1	-	-
Carlson	-	69	207	38	169	2.7	4	-	-
Cannon	-	33	113	4	109	3.3	0	-	-
Harris	-	34	90	9	81	2.4	2	-	-
Stowe	-	6	43	18	25	4.2	0	-	-
Baracz	-	1	0	10	-10	-10.0	0	-	-
McCurry	-	1	0	11	-11	-11.0	0	-	-

PASSING

Player	G	Att-Cmp-Int	Pct.	Yds	TD	Lg	Gm
Carlson	-	220-105-16	-	1391	11	-	-
Amundson	-	103-37-7	-	471	4	-	-
Stowe	-	1-0-0	-	0	0	-	-

RECEIVING

Player	G	Rec	Yds	Avg.	TD	Lg	Gm
Stowe	-	59	822	13.9	6	-	-
Lorenz	-	32	443	13.8	3	-	-
McCurry	-	18	268	14.9	3	-	-
Johnson	-	15	111	7.4	1	-	-
Richardson	-	4	27	6.8	0	-	-
Palmer	-	3	76	25.3	1	-	-
Cannon	-	3	31	10.3	0	-	-
Harris	-	2	9	4.5	0	-	-
McDonald	-	2	-1	-0.5	0	-	-
Mitchell	-	1	45	45.0	1	-	-
Carlson	-	1	16	16.0	0	-	-
Mulhall	-	1	15	15.0	0	-	-
Harm	-	1	0	0.0	0	-	-

SCORING

Player	TD	FG	PAT Kick	PAT Rush	PAT Pass	DXP	Saf	Pts
Shoemake	0	12-21	24-27	0-0	0-0	-	-	60
Amundson	7	0-0	0-0	0-1	0-1	-	-	42
Stowe	6	0-0	0-0	1-1	0-0	-	-	38
Carlson	4	0-0	0-0	0-0	0-1	-	-	24
McCurry	3	0-0	0-0	0-0	0-0	-	-	18
Lorenz	3	0-0	0-0	0-0	0-0	-	-	18
Palmer	2	0-0	0-0	0-0	0-0	-	-	12
Harris	2	0-0	0-0	0-0	0-0	-	-	12
Johnson	2	0-0	0-0	0-0	0-0	-	-	12
Allen	1	0-0	0-0	0-0	0-0	-	-	6
Mitchell	1	0-0	0-0	0-0	0-0	-	-	6

PUNTING

Player	No	Yds	Avg.	Lg	TB	FC	I20	Blk
Shoemake	41	1520	37.0	-	-	-	-	-
Baracz	35	1349	38.5	-	-	-	-	-
Mulhall	5	161	32.2	-	-	-	-	-
Cannon	1	40	40.0	-	-	-	-	-

PUNT RETURNS

Player	No	Yds	Avg	TD	Lg
Washington	23	246	10.7	-	-
Allen	3	21	7.0	-	-
Schweizer	2	10	5.0	-	-

KICKOFF RETURNS

Player	No	Yds	Avg	TD	Lg
Allen	22	568	25.8	-	-
Cannon	11	193	17.5	-	-
Amundson	4	102	25.5	-	-
Palmer	3	51	17.0	-	-
McCurry	2	40	20.0	-	-
Harris	1	10	10.0	-	-
Mulhall	1	9	9.0	-	-
McDonald	1	3	3.0	-	-
Washington	1	-2	-2.0	-	-

INTERCEPTIONS

Player	No	Yds	Avg	TD	Lg
Washington	6	25	4.2	0	-
Withrow	3	22	7.3	0	-
Allen	3	104	34.7	1	-
Hilden	2	0	0.0	0	-
Schweizer	1	0	0.0	0	-
Wardlaw	1	0	0.0	0	-
Wilkinson	1	0	0.0	0	-

TOTAL OFFENSE LEADERS

Player	G	Plays	Rush	Pass	Tot	Avg.
Carlson	-	289	169	1391	1560	-
Amundson	-	214	440	471	911	-
Johnson	-	122	434	0	434	-

ALL PURPOSE LEADERS

Player	G	Rush	Rec	PR	KR	IR	Tot	Avg.
Stowe	-	25	822	0	0	0	797	-
Allen	-	0	0	21	568	104	693	-
Johnson	-	434	111	0	0	0	545	-

Date	Team	Result	Att.	AP	FD	Rushing Att	Rushing Yds	Rushing TD	Passing A-C-I	Passing Yds	Passing TD	Total Off. Plays	Total Off. Yds
S18	Iowa State	W, 24-7	27,064	-	22	60	220	2	34-14-5	163	1	94	383
	IDAHO			-	9	26	(-12)	0	35-16-5	124	0	61	112
S25	Iowa State	W, 44-20	25,687	-	26	60	366	4	18-8-0	131	1	78	497
	at New Mexico			-	18	54	222	2	19-10-2	128	1	73	350
O2	Iowa State	W, 17-14	11,551	-	23	50	192	2	29-15-4	207	0	79	399
	at Kent State			-	13	45	125	1	15-9-1	104	0	60	229
O9	Iowa State	L, 14-24	31,535	-	17	40	94	1	24-14-1	171	1	64	265
	COLORADO*			5	27	76	334	2	14-5-1	107	1	90	441
O16	Iowa State	W, 24-0	31,074	-	19	42	97	1	29-19-1	271	2	71	368
	at Kansas State*			-	14	50	88	0	25-15-1	134	0	75	222
O23	Iowa State	W, 40-24	31,459	-	25	63	330	4	27-11-1	116	1	90	446
	KANSAS*			-	13	36	79	1	23-7-2	90	1	59	169
O30	Iowa State	L, 12-43	60,477	-	13	33	99	1	32-11-2	136	0	65	235
	at Oklahoma*			2	32	84	504	4	13-7-0	175	2	97	679
N6	Iowa State	L, 0-37	65,622	-	9	46	65	0	15-4-2	40	0	61	105
	at Nebraska*			1	22	58	304	3	19-9-1	97	0	77	401
N13	Iowa State	W, 45-17	25,386	-	16	57	262	3	19-8-2	91	3	76	353
	MISSOURI*			-	9	40	104	0	26-11-2	93	0	66	197
N20	Iowa State	W, 54-0	23,596	-	35	61	314	4	26-16-0	282	4	87	596
	OKLAHOMA STATE*			-	7	41	72	0	20-7-3	60	0	61	132
N27	Iowa State	W, 48-31	25,490	-	30	65	246	4	26-17-0	310	3	94	556
	at San Diego State			-	19	18	63	0	50-23-5	357	4	68	420
D18	Iowa State	L, 15-33	33,530	-	16	31	83	0	35-19-2	249	2	66	332
	vs. Louisiana State^			11	13	53	187	1	23-12-2	227	3	76	414

^Sun Bowl at El Paso, Texas (Statistics not included in totals below)

Head Coach: Johnny Majors **Captains:** Dean Carlson, Ray Harm, Keith Schroeder

Offense - SE Ike Harris, LT Joe Marconi, LG Ray Harm, C Dave Pittman, RG Mike Terrizzi, RT Geary Murdock, TE Keith Krepfle, QB Dean Carlson, FL Willie Jones, FB Dennis McDonald, TB Geroge Amundson

Defense - LE Harold Bassett, LT Larry Hunt, RT Bob Matey, RE Merv Krakau, LB Steve Burns, MLB Keith Schroeder, LB Ken Cratelli, LCB John Schweizer, RCB George Campbell, MON Matt Blair, S Dave McCurry

Specialists - P Doug Keown, K Reggie Shoemake

BY QUARTERS	1	2	3	4	OT	Total
Iowa State	111	59	62	90	-	322
Opponents	47	66	40	64	-	217

TEAM STATISTICS	Iowa State	Opponents
FIRST DOWNS	235	183
Rushing	130	108
Passing	95	64
Penalty	10	11
RUSHING YARDAGE	2285	1883
Yards Gained	2579	2296
Yards Lost	294	413
Rushing Attempts	578	528
Average Per Rush	4.0	3.6
Average Per Game	207.7	171.2
Rushing TD	26	13
PASSING YARDAGE	1915	1469
Attempts	279	282
Completions	137	131
Interceptions	19	23
Average Per Attempt	6.9	5.2
Average Per Comp.	14.0	11.2
Average Per Game	174.4	133.5
Passing TD	16	9
TOTAL OFFENSE	4203	3352
Total Plays	857	791
Average Per Play	4.9	4.2
Average Per Game	382.1	304.7
KICKOFF RETURNS	36-684	51-996
Average	19.0	19.5
PUNT RETURNS	30-258	21-282
Average	8.6	13.4
INTERCEPTION RETURNS	23-127	19-248
Average	5.7	13.5
FUMBLES-LOST	23-17	27-22
PENALTIES-YARDS	51-516	50-528
Average Per Game	48.1	49.0
PUNTS-YARDS	63-2278	70-2539
Average Per Punt	36.2	36.3
TIME OF POSSESSION	-	-
TOUCHDOWNS	43	27
Rushing	26	13
Passing	16	9
Return	1	-
PAT Kicks	37-40	18-21
2-point Attempts	0-3	4-6
Field Goals	9-14	9-9
Safeties	0	1
TOTAL POINTS	322	217
AVERAGE PER GAME	29.3	19.7

RUSHING

Player	G	Att	Gain	Loss	Net	Avg.	TD	Lg	Gm
Amundson	-	272	1310	50	1260	4.6	15	56	-
McDonald	-	126	556	4	552	4.4	2	26	-
Marquardt	-	44	238	6	232	5.3	2	43	-
Moore	-	36	189	4	185	5.1	0	24	-
Davis	-	8	39	3	36	4.5	0	14	-
Carlson	-	84	232	216	16	0.2	7	23	-
Fontanini	-	4	4	0	4	1.0	0	2	-
Jones	-	2	5	2	3	1.5	0	5	-
McCurry	-	2	6	9	-3	-1.5	0	6	-

PASSING

Player	G	Att-Cmp-Int	Pct.	Yds	TD	Lg	Gm
Carlson	-	253-123-17	.486	1634	12	64	-
Amundson	-	20-10-1	.500	237	3	50	-
Fontanini	-	5-3-1	.600	37	1	15	-
Miller	-	1-1-0	1.00	10	0	10	-

RECEIVING

Player	G	Rec	Yds	Avg.	TD	Lg	Gm
Krepfle	-	34	492	14.2	6	42	-
Harris	-	29	496	17.1	4	64	-
Jones	-	18	382	21.2	4	50	-
Amundson	-	18	128	7.1	0	20	-
Richardson	-	11	122	11.1	0	21	-
McDonald	-	8	66	8.3	0	40	-
McCurry	-	7	142	20.3	0	39	-
Carlson	-	3	20	9.8	0	17	-
Marquardt	-	2	-2	-1.0	0	1	-
Padjen	-	2	22	11.0	2	15	-
Moore	-	2	11	5.5	0	11	-
Seeliger	-	1	10	10.0	0	10	-
Mitchell	-	1	8	8.0	0	8	-

SCORING

Player	TD	FG	PAT-Kick	PAT-Rush	PAT-Pass	DXP	Saf	Pts
Amundson	15	0-0	0-0	-	0-0	-	-	90
Shoemake	0	9-13	26-27	-	0-0	-	-	53
Carlson	7	0-0	0-0	-	0-1	-	-	42
Krepfle	6	0-0	0-0	-	0-0	-	-	36
Jones	5	0-0	0-0	-	0-0	-	-	30
Harris	4	0-0	0-0	-	0-0	-	-	24
Marquardt	2	0-0	0-0	-	0-0	-	-	12
Padjen	2	0-0	0-0	-	0-0	-	-	12
McDonald	2	0-0	0-0	-	0-0	-	-	12
Austrheim	0	0-1	11-13	-	0-0	-	-	11
Richardson	0	0-0	0-0	-	0-0	-	-	0

PUNTING

Player	No	Yds	Avg.	Lg	TB	FC	I20	Blk
Keown	48	1778	37.0	58	-	-	-	-
Shoemake	9	291	32.3	51	-	-	-	-
Mulhall	6	203	33.8	43	-	-	-	-

PUNT RETURNS

Player	No	Yds	Avg	TD	Lg
Schweizer	22	268	12.2	-	65
Jones	6	0	0.0	-	2
Wardlaw	1	6	6.0	-	6
Campbell	1	-6	-6.0	-	-6

KICKOFF RETURNS

Player	No	Yds	Avg	TD	Lg
Jones	15	369	24.6	1	93
Davis	5	91	18.2	0	23
Moore	3	65	21.7	0	26
Marquardt	3	53	17.7	0	22
McDonald	2	29	14.5	0	15
Amundson	1	4	4.0	0	14
Harris	2	3	1.5	0	5
Bolks	1	19	19.0	0	19
Wardlaw	1	11	11.0	0	11

INTERCEPTIONS

Player	No	Yds	Avg	TD	Lg
Schweizer	5	15	3.0	-	17
Blair	4	32	8.0	-	22
McCurry	3	36	12.0	-	18
Campbell	3	0	0.0	-	0
Jornov	2	23	11.5	-	23
Banger	2	9	4.5	-	9
Schroeder	1	12	12.0	-	12
Hunt	1	0	0.0	-	0
Mulhall	1	0	0.0	-	0
Wardlaw	1	0	0.0	-	0

TOTAL OFFENSE LEADERS

Player	G	Plays	Rush	Pass	Tot	Avg.
Carlson	-	337	16	1637	1653	-
Amundson	-	292	1260	237	1497	-
McDonald	-	130	566	0	566	-

ALL PURPOSE LEADERS

Player	G	Rush	Rec	PR	KR	IR	Tot	Avg.
Amundson	-	1260	128	0	4	0	1392	-
McDonald	-	552	66	0	29	0	647	-
Krepfle	-	0	482	0	0	0	482	-

DEFENSIVE LEADERS

Player	G	Solo	Ast	Total	TFL	Sack	FR	FF	Blk
Schroeder	-	82	73	155	-	-	2	-	-
Blair	-	49	66	115	-	-	6	-	-

1972 (5-6-1, 2-4-1 BIG EIGHT, 7TH)

Date	Team	Result	Att.	AP	FD	Rushing Att	Rushing Yds	Rushing TD	Passing A-C-I	Passing Yds	Passing TD	Total Off. Plays	Total Off. Yds
S16	Iowa State	W, 41-0	20,651	-	26	59	357	2	28-12-0	171	3	87	528
	at Colorado State			-	10	44	156	0	17-6-4	58	0	61	214
S23	Iowa State	W, 44-22	28,885	-	21	61	272	3	21-8-3	105	2	82	377
	UTAH			-	16	44	108	0	33-14-3	231	3	77	339
S30	Iowa State	W, 31-0	29,697	-	19	50	285	3	22-13-1	139	1	72	424
	NEW MEXICO			-	12	62	145	0	12-5-2	84	0	74	229
O14	Iowa State	L, 22-34	51,312	18	21	38	129	3	28-14-3	253	0	66	382
	at Colorado*			14	22	58	189	2	24-15-0	197	1	82	386
O21	Iowa State	W, 55-22	35,893	20	25	56	311	5	31-18-1	221	1	87	532
	KANSAS STATE*			-	17	24	37	1	59-23-4	341	2	83	378
O28	Iowa State	W, 34-8	33,710	15	24	55	332	1	27-13-1	194	3	82	516
	at Kansas*			-	18	40	107	0	32-15-3	247	1	72	354
N4	Iowa State	L, 6-20	34,941	14	20	33	149	0	37-16-2	200	0	70	349
	OKLAHOMA*			7	23	76	317	2	7-4-1	74	0	83	391
N11	Iowa State	T, 23-23	36,690	17	18	46	148	0	32-14-4	208	3	78	356
	NEBRASKA*			3	23	48	121	1	42-23-2	246	2	90	367
N18	Iowa State	L, 5-6	43,718	12	16	48	184	0	27-8-1	109	0	75	292
	at Missouri*			19	15	57	138	0	17-10-1	127	0	74	265
N25	Iowa State	L, 14-45	26,495	17	24	51	98	0	37-18-3	215	2	88	313
	at Oklahoma State*			-	22	72	405	6	3-2-0	122	0	75	527
D2	Iowa State	L, 14-27	39,048	-	16	41	100	2	33-14-3	164	0	74	264
	at San Diego State			-	21	51	147	2	33-12-3	158	1	84	305
D18	Iowa State	L, 30-31	50,021	-	18	45	185	1	19-10-2	153	2	64	338
	vs. Georgia Tech^			-	18	47	123	0	15-12-1	157	3	62	280

^Liberty Bowl at Memphis, Tenn. (Statistics not included in totals below)

Head Coach: Johnny Majors **Captains:** George Amundson, Matt Blair

Offense - SE Ike Harris, LT Willie Gillis, LG Sherman Miller, C Dave Pittman, RG Geary Murdock, TE Keith Krepfle, QB George Amundson, FL Willie Jones, FB Larry Marquardt, TB Mike Strachan

Defense - LE Doug Wilke, LT Larry Hunt, RT Merv Krakau, RE Tom Karr, LB John McKillop, LCB Barry Hill, RCB George Campbell, MON John Schweizer, S Dave McCurry

Specialists - P Doug Keown, K Tom Goedjen

BY QUARTERS	1	2	3	4	OT	Total
Iowa State	62	72	77	78	-	289
Opponents	52	44	26	85	-	207

TEAM STATISTICS	Iowa State	Opponents
FIRST DOWNS	230	199
Rushing	109	105
Passing	107	74
Penalty	14	20
RUSHING YARDAGE	2365	1870
Yards Gained	2701	2310
Yards Lost	336	440
Rushing Attempts	538	576
Average Per Rush	4.4	3.2
Average Per Game	215.0	170.0
Rushing TD	19	14
PASSING YARDAGE	1979	1885
Attempts	323	279
Completions	148	129
Interceptions	21	23
Average Per Attempt	6.1	6.8
Average Per Comp.	13.4	14.6
Average Per Game	179.9	171.4
Passing TD	15	10
TOTAL OFFENSE	4344	3755
Total Plays	861	855
Average Per Play	5.0	4.4
Average Per Game	395.0	341.4
KICKOFF RETURNS	30-560	35-599
Average	18.7	17.1
PUNT RETURNS	36-325	20-235
Average	9.0	11.8
INTERCEPTION RETURNS	23-186	21-74
Average	8.1	3.5
FUMBLES-LOST	36-16	32-18
PENALTIES-YARDS	68-643	52-462
Average Per Game	58.5	42.0
PUNTS-YARDS	61-2154	76-2694
Average Per Punt	35.3	35.4
TIME OF POSSESSION	-	-
TOUCHDOWNS	37	26
Rushing	19	14
Passing	15	10
Return	3	0
PAT Kicks	33-36	16-20
2-point Attempts	1-1	4-6
Field Goals	10-29	9-16
Safeties	1	0
TOTAL POINTS	289	207
AVERAGE PER GAME	26.3	18.8

RUSHING

Player	G	Att	Gain	Loss	Net	Avg.	TD	Lg	Gm
M. Strachan	-	268	1321	61	1260	4.7	8	43	-
G.Amundson	-	121	671	241	430	3.6	9	71	-
Moore	-	49	238	5	233	4.8	0	27	-
Moses	-	32	209	0	209	6.5	0	59	-
Danowsky	-	25	103	1	102	4.1	0	12	-
L. Marquardt	-	21	60	1	59	2.8	1	9	-
Stanley	-	10	64	1	63	6.3	1	21	-
Cannon	-	7	9	4	5	0.7	0	5	-
Jones	-	3	13	9	4	1.3	0	7	-
Krepfle	-	3	13	13	0	0.0	0	7	-

PASSING

Player	G	Att-Cmp-Int	Pct.	Yds	TD	Lg	Gm
Amundson	-	313-145-20	.463	1957	15	49	-
Stanley	-	7-3-1	.429	22	0	11	-
M. Strachan	-	2-0-0	.000	0	0	0	-
D. Keown	-	1-0-0	.000	0	0	0	-

RECEIVING

Player	G	Rec	Yds	Avg.	TD	Lg	Gm
Jones	-	34	606	14.9	5	49	-
Krepfle	-	30	450	15.0	4	33	-
I. Harris	-	26	400	15.4	3	47	-
M. Strachan	-	17	141	8.3	0	26	-
Greenwood	-	15	166	11.1	3	23	-
Moore	-	8	63	7.9	0	12	-
D. Keown	-	7	77	11.0	0	16	-
Moses	-	7	74	10.6	0	28	-
Marquardt	-	1	4	4.0	0	4	-
Danowsky	-	1	3	3.0	0	3	-
Amundson	-	1	2	2.0	0	2	-
Cannon	-	1	-3	-3.0	0	-3	-

SCORING

Player	TD	FG	PAT Kick	PAT Rush	PAT Pass	DXP	Saf	Pts
T. Goedjen	0	10-29	33-36	0-0	0-0	-	0	63
Amundson	9	0-0	0-0	0-0	1-2	-	0	54
M. Strachan	8	0-0	0-0	0-0	0-0	-	0	48
Jones	5	0-0	0-0	0-0	0-0	-	0	38
Krepfle	4	0-0	0-0	0-0	0-0	-	0	24
Harris	3	0-0	0-0	0-0	0-0	-	0	18
Greenwood	3	0-0	0-0	0-0	0-0	-	0	18
R. Bozich	1	0-0	0-0	0-0	0-0	-	0	6
Stanley	1	0-0	0-0	0-0	0-0	-	0	6
J. Schweizer	1	0-0	0-0	0-0	0-0	-	0	6
L. Marquardt	1	0-0	0-0	0-0	0-0	-	0	6
Mulhall	1	0-0	0-0	0-0	0-0	-	0	6
Team	0	0-0	0-0	0-0	0-0	-	1	2

PUNTING

Player	No	Yds	Avg.	Lg	TB	FC	I20	Blk
Mulhall	24	954	39.7	55	-	-	-	-
D. Keown	36	1200	33.3	49	-	-	-	-
TEAM	1	0	-	-	-	-	-	-

PUNT RETURNS

Player	No	Yds	Avg	TD	Lg
J. Schweizer	19	193	10.2	-	36
McCurry	14	112	8.0	-	35
D. Wilke	1	10	10.0	-	10
Hill	1	10	10.0	-	10
Mulhall	1	0	0	-	0

KICKOFF RETURNS

Player	No	Yds	Avg	TD	Lg
Jones	12	277	23.1	-	66
Moses	7	138	19.7	-	26
M. Strachan	5	81	16.2	-	23
Danowsky	3	58	19.3	-	20
Harris	1	3	3.0	-	3
L. Marquardt	1	3	3.0	-	3
D. Keown	1	0	0	-	0

INTERCEPTIONS

Player	No	Yds	Avg	TD	Lg
J. Schweizer	5	52	10.4	1	19
B. Hill	4	13	3.3	0	13
McCurry	4	0	0	0	0
R. Bozich	1	22	22.0	1	22
Mulhall	2	25	12.5	1	25
G. Campbell	2	16	8.0	0	16
Storm	1	28	28.0	0	28
Caratelli	1	24	24.0	0	24
Jornov	1	6	6.0	0	6
Vondrak	1	0	0	0	0
Banger	1	0	0	0	0

TOTAL OFFENSE LEADERS

Player	G	Plays	Rush	Pass	Tot	Avg.
Amundson	-	434	430	1957	2387	-
Strachan	-	269	1260	0	1260	-
Moore	-	49	233	0	233	-

ALL PURPOSE LEADERS

Player	G	Rush	Rec	PR	KR	IR	Tot	Avg.
Strachan	-	1260	141	0	81	0	1482	-
Jones	-	4	506	0	277	0	787	-
Amundson	-	430	2	0	0	0	432	-

DEFENSIVE LEADERS

Player	G	Solo	Ast	Total	TFL	Sack	FR	FF	Blk
Jornov	-	79	65	144	-	-	1	-	0
Krakau	-	68	34	109	-	-	3	-	0
Storm	-	61	49	115	-	-	0	-	1

1973 (4-7, 2-5 BIG EIGHT, T6TH)

Date	Team	Result	Att.	AP	FD	Rushing Att	Rushing Yds	Rushing TD	Passing A-C-I	Passing Yds	Passing TD	Total Off. Plays	Total Off. Yds
S22	Iowa State	W, 48-0	30,164	-	29	79	251	3	22-12-2	207	3	101	458
	IDAHO			-	8	28	72	0	31-11-2	88	0	59	160
S29	Iowa State	L, 19-21	42,078	-	14	52	227	1	19-7-3	101	1	71	328
	at Arkansas			-	16	54	211	1	27-11-1	128	1	81	339
O6	Iowa State	L, 16-23	34,868	-	20	62	264	1	23-8-2	100	0	85	364
	COLORADO*			18	9	40	136	1	11-8-1	173	2	51	309
O13	Iowa State	W, 26-24	25,580	-	18	54	206	2	18-9-0	112	0	72	318
	at Brigham Young			-	29	35	72	0	42-29-4	439	3	77	511
O20	Iowa State	L, 19-21	29,062	-	19	42	113	1	29-13-0	156	1	71	269
	at Kansas State*			-	17	58	275	3	18-8-1	173	0	76	448
O27	Iowa State	L, 20-22	32, 662	-	16	58	254	2	12-3-4	61	0	70	315
	KANSAS*			17	20	38	45	1	32-20-2	321	1	70	366
N3	Iowa State	L, 17-34	61,876	-	9	42	107	0	18-8-0	121	2	60	228
	at Oklahoma*			3	26	74	411	3	8-4-1	92	2	82	503
N10	Iowa State	L, 7-31	74,474	-	12	51	228	1	10-2-3	33	0	61	261
	at Nebraska*			11	20	58	236	2	21-9-2	175	2	79	411
N17	Iowa State	W, 17-7	33,393	-	18	66	223	1	9-5-1	74	1	75	297
	MISSOURI*			14	12	43	112	0	18-9-1	76	1	61	188
N24	Iowa State	W, 28-12	27,395	-	18	71	380	2	13-6-2	85	2	84	465
	OKLAHOMA STATE*			18	15	51	229	2	23-6-4	94	0	74	323
D1	Iowa State	L, 28-41	38,627	-	21	53	250	2	30-9-1	116	2	83	366
	at San Diego State			-	27	42	187	2	29-20-1	347	4	71	534

Head Coach: Earle Bruce **Captains:** Larry Hunt, Keith Krepfle
Offense - SE Ike Harris, LT Bob Bos, LG Jack Thomas, C Chuck Blaskovich, RG Dan Kneler, RT Henry Lewis, TE Keith Krepfle, QB Wayne Stanley, FL Willie Jones, FB Phil Danowsky, TB Mike Strachan
Defense - LE Lon Coleman, LT Tom Karr, RT Rick Howe, RE Andre Roundtree, LB Ted Jornov, MLB Larry Hunt, LB Gerry Forge, LCB Barry Hill, RCB Randy Bozich, R Matt Blair, S Bruce Fling
Specialists - P Scott Bradley, K Tom Goedjen

BY QUARTERS	1	2	3	4	OT	Total
Iowa State	75	66	37	67	-	245
Opponents	69	63	41	63	-	236

TEAM STATISTICS	Iowa State	Opponents
FIRST DOWNS	194	199
Rushing	121	107
Passing	58	83
Penalty	15	9
RUSHING YARDAGE	2503	1986
Yards Gained	2690	2433
Yards Lost	187	447
Rushing Attempts	630	521
Average Per Rush	4.0	3.8
Average Per Game	227.5	180.5
Rushing TD	16	14
PASSING YARDAGE	1166	2106
Attempts	203	260
Completions	83	135
Interceptions	18	20
Average Per Attempt	5.7	8.1
Average Per Comp.	14.0	15.6
Average Per Game	106.0	191.5
Passing TD	12	17
TOTAL OFFENSE	3669	4092
Total Plays	833	781
Average Per Play	4.4	5.2
Average Per Game	333.5	372.0
KICKOFF RETURNS	34-713	42-748
Average	21.0	17.8
PUNT RETURNS	34-306	36-288
Average	9.0	8.0
INTERCEPTION RETURNS	20-202	18-119
Average	10.1	6.6
FUMBLES-LOST	38-25	39-28
PENALTIES-YARDS	46-410	63-662
Average Per Game	37.3	60.2
PUNTS-YARDS	66-2661	62-2291
Average Per Punt	40.3	37.0
TIME OF POSSESSION	-	-
TOUCHDOWNS	29	32
Rushing	16	14
Passing	12	17
Return	1	-
PAT Kicks	26-26	24-28
2-point Attempts	0-2	1-4
Field Goals	15-24	6-18
Safeties	-	-
TOTAL POINTS	245	236
AVERAGE PER GAME	22.3	21.5

RUSHING

Player	G	Att	Gain	Loss	Net	Avg.	TD	Lg	Gm
Strachan	-	272	1131	28	1103	4.1	3	63	-
Hardeman	-	89	522	54	468	5.3	3	74	-
Tyson	-	67	322	6	316	4.6	0	38	-
Stanley	-	81	293	69	224	2.9	3	21	-
Danowsky	-	60	189	2	187	3.1	4	13	-
Moore	-	26	93	1	92	3.5	1	9	-
Jones	-	3	44	2	42	14.0	0	38	-
Moses	-	16	45	8	37	2.3	0	16	-
Konrad	-	7	29	4	25	3.6	1	12	-
Marquardt	-	2	5	0	5	2.5	1	3	-
Wingender	-	1	4	0	4	4.0	0	4	-
Fletcher	-	6	13	13	0	0.0	0	9	-

PASSING

Player	G	Att-Cmp-Int	Pct.	Yds	TD	Lg	Gm
Stanley	-	116-49-9	.422	723	8	27	-
Hardeman	-	81-31-8	.383	420	4	39	-
Fletcher	-	4-2-1	.500	23	0	23	-
Jones	-	1-0-0	.000	0	0	0	-
Strachan	-	1-0-0	.000	0	0	0	-

RECEIVING

Player	G	Rec	Yds	Avg.	TD	Lg	Gm
Krepfle	-	30	436	14.5	5	39	-
Jones	-	20	293	14.7	3	27	-
Harris	-	14	251	17.9	1	36	-
Strachan	-	7	55	7.9	1	23	-
Danowsky	-	3	30	10.0	0	19	-
Moore	-	2	23	11.5	1	18	-
Overton	-	1	26	26.0	0	26	-
Vondrak	-	1	18	18.0	0	18	-
Smith	-	1	12	12.0	0	12	-
Konrad	-	1	12	12.0	0	12	-
Tyson	-	1	5	5.0	0	5	-
Greenwood	-	1	5	5.0	1	5	-

SCORING

Player	TD	FG	PAT Kick	PAT Rush	PAT Pass	DXP	Saf	Pts
Goedjen	0	15-24	25-25	-	0-0	-	-	70
Krepfle	5	0-0	0-0	-	0-0	-	-	30
Strachan	4	0-0	0-0	-	0-0	-	-	24
Danowsky	4	0-0	0-0	-	0-0	-	-	24
Stanley	3	0-0	0-0	-	0-1	-	-	18
Hardeman	3	0-0	0-0	-	0-0	-	-	18
Jones	3	0-0	0-0	-	0-0	-	-	18
Moore	2	0-0	0-0	-	0-0	-	-	12
Konrad	1	0-0	0-0	-	0-0	-	-	6
Marquardt	1	0-0	0-0	-	0-0	-	-	6
Hill	1	0-0	0-0	-	0-0	-	-	6
Harris	1	0-0	0-0	-	0-0	-	-	6
Greenwood	1	0-0	0-0	-	0-0	-	-	6

PUNTING

Player	No	Yds	Avg.	Lg	TB	FC	I20	Blk
Bradley	65	2661	40.9	58	-	-	-	0
Team	1	0	0	0	-	-	-	1

PUNT RETURNS

Player	No	Yds	Avg	TD	Lg
Bolks	19	100	5.3	0	21
Jones	9	28	3.1	0	24
Hill	5	125	25.0	1	86
Bozich	1	55	55.0	0	55

KICKOFF RETURNS

Player	No	Yds	Avg	TD	Lg
Jones	16	365	22.8	-	50
Tyson	11	266	24.2	-	55
Moses	5	59	11.8	-	16
Konrad	1	13	13.0	-	13
Harris	1	10	10.0	-	10

INTERCEPTIONS

Player	No	Yds	Avg	TD	Lg
Hill	8	99	12.4	-	38
Bozich	4	5	1.3	-	5
Penn	2	38	19.0	-	38
Fling	2	4	2.0	-	4
Jornov	1	23	23.0	-	23
Roundtree	1	16	16.0	-	16
Blair	1	14	14.0	-	14
Hunt	1	3	3.0	-	3

TOTAL OFFENSE LEADERS

Player	G	Plays	Rush	Pass	Tot	Avg.
Strachan	-	272	1103	0	1103	-
Stanley	-	197	224	723	947	-
Hardeman	-	170	468	420	888	-

ALL PURPOSE LEADERS

Player	G	Rush	Rec	PR	KR	IR	Tot	Avg.
Strachan	-	1103	55	0	0	0	1158	-
Tyson	-	316	5	0	266	0	587	-
Hardeman	-	468	0	0	0	0	468	-

DEFENSIVE LEADERS

Player	G	Solo	Ast	Total	TFL	Sack	FR	FF	Blk
Hunt	-	80	59	139	-	-	2	2	1
Jornov	-	69	79	148	-	-	2	3	0
Howe	-	39	53	92	-	-	5	4	0

1974 (4-7, 2-5 BIG EIGHT, 6TH)

Date	Team	Result	Att.	AP	FD	Rushing Att	Rushing Yds	Rushing TD	Passing A-C-I	Passing Yds	Passing TD	Total Off. Plays	Total Off. Yds
S14	Iowa State	L, 3-24	38,542	-	15	45	176	0	11-3-2	37	0	56	213
	at Texas Tech			-	20	56	306	2	12-9-1	76	1	68	382
S21	Iowa State	L, 28-31	48,119	-	17	48	141	3	20-10-4	201	1	68	342
	at Washington			-	22	57	331	3	19-9-2	173	1	76	504
S28	Iowa State	W, 34-7	29,419	-	17	59	214	2	18-6-2	69	0	77	283
	BRIGHAM YOUNG			-	7	35	36	0	17-6-2	56	1	52	92
O5	Iowa State	W, 27-3	31,529	-	14	64	229	2	4-3-0	76	1	68	305
	NEW MEXICO			-	19	36	106	0	39-20-2	216	0	75	322
O12	Iowa State	L, 7-34	47,672	-	10	46	67	0	20-8-1	132	1	66	199
	at Colorado*			-	15	55	305	3	9-5-0	51	1	64	356
O19	Iowa State	W, 23-18	33,587	-	18	57	260	1	6-3-0	32	1	63	292
	KANSAS STATE*			-	18	43	107	0	28-13-0	175	2	71	282
O26	Iowa State	W, 22-6	29,634	-	15	69	205	2	12-5-1	56	0	81	261
	at Kansas*			-	7	34	72	0	20-5-4	119	1	54	191
N2	Iowa State	L, 10-28	33,580	-	18	63	213	1	12-6-2	122	0	75	335
	OKLAHOMA*			2	12	52	198	2	8-5-0	131	2	60	329
N9	Iowa State	L, 13-23	34,341	-	19	44	134	0	27-13-1	185	2	71	319
	NEBRASKA*			9	17	55	277	2	10-6-1	109	1	65	386
N16	Iowa State	L, 7-10	47,430	-	19	55	169	0	30-12-1	166	1	85	335
	at Missouri*			-	12	36	68	0	31-14-2	174	1	67	242
N23	Iowa State	L, 12-14	29,248	-	21	57	208	0	18-10-2	98	0	75	306
	at Oklahoma State*			-	15	51	228	2	10-4-1	38	0	61	266

Head Coach: Earle Bruce **Captains:** Phil Danowsky, Rick Howe, Mike Strachan
Offense - TE Al Dixon, RT Arlen Ciechanowski, RG Jack Thomas, C Jeff Jones, LG Bob Bos, LT Randy Young, SE Forry Smith, QB Buddy Hardeman, TB Mike Strachan, FB Phil Danowsky, FL Jerry Moses
Defense - LE Ray King, LT Ron McFarland, MG Jimmy Potter, RT Rick Howe, RE Andre Roundtree, LB Brad Storm, LB Gerry Forge, ROV Sy Bassett, CB Ramsey Jay, CB Jerry Jaksich, S Barry Hill
Specialists - P Scott Bradley, K Tom Goedjen

BY QUARTERS	1	2	3	4	OT	Total
Iowa State	31	47	37	71	-	186
Opponents	34	48	75	41	-	198

TEAM STATISTICS	Iowa State	Opponents
FIRST DOWNS	183	164
Rushing	115	99
Passing	55	53
Penalty	13	12
RUSHING YARDAGE	2016	2034
Yards Gained	2313	2344
Yards Lost	297	310
Rushing Attempts	607	510
Average Per Rush	3.3	4.0
Average Per Game	183.3	184.9
Rushing TD	11	14
PASSING YARDAGE	1174	1318
Attempts	178	203
Completions	79	96
Interceptions	16	16
Average Per Attempt	6.6	6.5
Average Per Comp.	14.9	13.7
Average Per Game	106.7	119.8
Passing TD	7	11
TOTAL OFFENSE	3190	3352
Total Plays	785	713
Average Per Play	4.1	4.7
Average Per Game	290.0	304.7
KICKOFF RETURNS	35-727	34-593
Average	20.8	17.4
PUNT RETURNS	38-289	28-168
Average	7.6	6.0
INTERCEPTION RETURNS	16-27	16-100
Average	1.7	6.3
FUMBLES-LOST	31-16	43-18
PENALTIES-YARDS	73-612	68-585
Average Per Game	55.6	53.2
PUNTS-YARDS	65-2601	67-2442
Average Per Punt	40.0	36.4
TIME OF POSSESSION	-	-
TOUCHDOWNS	20	26
Rushing	11	14
Passing	7	11
Return	1	1
PAT Kicks	18-18	22-24
2-point Attempts	0-2	1-2
Field Goals	14-25	6-13
Safeties	3	0
TOTAL POINTS	186	198
AVERAGE PER GAME	16.9	18.0

RUSHING

Player	G	Att	Gain	Loss	Net	Avg.	TD	Lg	Gm
Strachan	-	189	694	47	647	3.4	1	16	-
Williams	-	98	468	4	464	4.7	0	50	-
Danowsky	-	113	385	6	379	3.4	7	30	-
Wingender	-	38	161	0	161	4.2	0	19	-
Mason	-	56	173	50	173	2.2	1	18	-
Stanley	-	85	301	182	301	1.4	2	35	-
Hardeman	-	17	90	1	90	5.3	0	20	-
Blue	-	2	21	0	21	10.5	0	12	-
Solomon	-	2	7	0	7	3.5	0	5	-
Moses	-	2	5	0	5	2.5	0	3	-
E. Morton	-	1	4	0	4	4.0	0	4	-
Brynt	-	2	2	0	2	1.0	0	2	-
Bos	-	1	2	0	2	2.0	0	2	-
TEAM	-	1	0	7	-7	-7.0	0	-7	-

PASSING

Player	G	Att-Cmp-Int	Pct.	Yds	TD	Lg	Gm
Stanley	-	121-58-12	.479	842	6	56	-
Mason	-	44-16-2	.364	220	0	40	-
Hardeman	-	11-3-2	.273	37	0	13	-
Strachan	-	2-2-0	1.00	75	1	46	-

RECEIVING

Player	G	Rec	Yds	Avg.	TD	Lg	Gm
Blue	-	26	450	17.3	4	46	-
Dixon	-	11	149	13.5	0	21	-
Smith	-	6	143	23.8	1	20	-
Overton	-	6	92	15.3	1	39	-
Strachan	-	4	49	12.3	0	11	-
Mason	-	4	96	24.0	1	38	-
Williams	-	3	34	11.3	0	15	-
Danowsky	-	2	20	10.0	0	7	-
Wingender	-	2	29	14.5	0	20	-
Greenwood	-	2	14	7.0	0	7	-
Moses	-	2	13	6.5	0	12	-
Sands	-	1	56	56.0	0	56	-
Stanley	-	1	29	29.0	0	29	-

SCORING

Player	TD	FG	PAT Kick	PAT Rush	PAT Pass	DXP	Saf	Pts
Goedjen	0	14-25	18-18	-	0-0	-	0	60
Danowsky	7	0-0	0-0	-	0-0	-	0	42
Blue	5	0-0	0-0	-	0-0	-	0	30
Stanley	2	0-0	0-0	-	0-2	-	0	12
Mason	2	0-0	0-0	-	0-0	-	0	12
Strachan	1	0-0	0-0	-	0-0	-	0	6
Gnade	1	0-0	0-0	-	0-0	-	0	6
Smith	1	0-0	0-0	-	0-0	-	0	6
Overton	1	0-0	0-0	-	0-1	-	0	6
Team	0	0-0	0-0	-	0-1	-	3	6

PUNTING

Player	No	Yds	Avg.	Lg	TB	FC	I20	Blk
Bradley	65	2601	40.0	65	-	-	-	0

PUNT RETURNS

Player	No	Yds	Avg	TD	Lg
Bolks	30	169	12.3	0	79
Hill	5	54	12.0	0	51
Hawkins	1	32	12.0	0	32
Lyles	1	26	12.0	0	26
Roundtree	1	8	12.0	0	8
Gnade	0	0	12.0	1	0

KICKOFF RETURNS

Player	No	Yds	Avg	TD	Lg
Blue	12	393	32.8	1	83
Wingender	5	72	14.4	0	22
Srachan	5	57	11.4	0	22
Bolks	4	98	24.5	0	50
Smith	3	17	5.7	0	7
Bryant	2	50	25.0	0	26
Mason	1	21	21.0	0	21
Overton	1	13	13.0	0	13
Dixon	1	8	8.0	0	8
E. Morton	1	-2	-2.0	0	-2

INTERCEPTIONS

Player	No	Yds	Avg	TD	Lg
Hill	9	90	10.0	-	30
Bassett	3	22	7.3	-	16
Storm	2	11	5.5	-	10
Roundtree	2*	4	2.0	-	6

*includes air-caught fumble

TOTAL OFFENSE LEADERS

Player	G	Plays	Rush	Pass	Tot	Avg.
Stanley	-	206	119	842	961	-
Strachan	-	191	647	75	722	-
Williams	-	98	464	0	464	-

ALL PURPOSE LEADERS

Player	G	Rush	Rec	PR	KR	IR	Tot	Avg.
Stanley	-	119	842	0	0	0	961	-
Blue	-	21	450	0	393	0	864	-
Strachan	-	647	49	0	57	0	753	-

DEFENSIVE LEADERS

Player	G	Solo	Ast	Total	TFL	Sack	FR	FF	Blk
Storm	-	83	76	159	-	-	0	4	-

Date	Team	Result	Att.	AP	FD	Rushing Att	Rushing Yds	Rushing TD	Passing A-C-I	Passing Yds	Passing TD	Total Off. Plays	Total Off. Yds
S13	Iowa State	L, 21-37	30,949	-	24	47	272	2	22-8-2	109	1	69	381
	at UCLA			16	24	67	289	5	11-6-0	117	0	78	406
S20	Iowa State	*W, 17-12	40,383	-	18	71	301	2	8-4-1	45	0	79	346
	AIR FORCE			-	17	46	119	1	17-6-2	93	0	63	212
S27	Iowa State	W, 10-6	30,703	-	18	53	287	1	10-6-1	80	0	63	367
	at Florida State			-	20	48	175	0	19-10-1	168	1	67	343
O4	Iowa State	W, 31-3	16,789	-	23	64	356	3	20-8-1	176	1	84	532
	at Utah			-	12	30	62	0	33-13-0	99	0	63	161
O11	Iowa State	W, 17-7	25,698	-	14	51	198	1	11-3-0	91	1	62	289
	at Kansas State*			-	13	58	182	1	12-3-1	37	0	70	219
O18	Iowa State	L, 10-21	41,853	-	14	45	102	1	16-7-2	104	0	61	206
	KANSAS*			-	16	70	398	3	4-0-0	0	0	74	398
O25	Iowa State	L, 7-39	70,879	-	14	57	167	1	17-5-2	74	0	74	241
	at Oklahoma*			2	17	62	368	5	4-1-1	24	0	66	392
N1	Iowa State	L, 27-28	42,613	-	16	54	308	3	12-6-0	91	1	66	399
	COLORADO*			16	22	64	360	3	13-7-1	67	1	77	427
N8	Iowa State	L, 14-44	41,861	-	18	50	215	2	21-8-2	126	0	71	341
	MISSOURI*			19	21	60	376	3	24-10-0	129	2	84	505
N15	Iowa State	L, 0-52	74,498	-	9	35	150	0	15-4-1	52	0	50	202
	at Nebraska*			2	33	73	318	5	19-13-0	249	2	92	567
N22	Iowa State	L, 7-14	32,159	-	22	60	207	1	26-9-5	132	0	86	339
	OKLAHOMA STATE*			-	17	59	291	2	10-3-1	57	0	69	348

Head Coach: Earle Bruce **Captains:** Sy Bassett, Bob Bos, Jeff Jones, Ray King
Offense - TE Dave Greenwood, LT Pierre Gelinas, LG Bob Bos, C Jeff Jones, RG Rob Stoffel, RT Randy Young, SE Forry Smith, QB Tom Mason, RB Mike Williams, FB Jim Wingender, FL Luther Blue
Defense - LE Ray King, LT Mike Larsen, MG Maynard Stenstrud, RT Ron McFarland, RE Otis Rodgers, SLB Greg Pittman, WLB Mark Benda, R Sy Bassett, SC Jerry Jaksich, WC Tony Hawkins, S Bill Larkin
Specialists - P Rick Blabolil, K Scott Kollman

*First Game at Jack Trice Stadium

BY QUARTERS	1	2	3	4	OT	Total
Iowa State	28	45	44	44	-	161
Opponents	58	63	55	87	-	263

TEAM STATISTICS	Iowa State	Opponents
FIRST DOWNS	190	212
Rushing	129	149
Passing	50	48
Penalty	11	15
RUSHING YARDAGE	2563	2938
Yards Gained	2850	3236
Yards Lost	287	298
Rushing Attempts	587	637
Average Per Rush	4.4	4.6
Average Per Game	233.0	267.1
Rushing TD	17	28
PASSING YARDAGE	1080	1040
Attempts	178	166
Completions	68	72
Interceptions	17	6
Average Per Attempt	6.1	6.3
Average Per Comp.	15.9	14.4
Average Per Game	98.2	94.5
Passing TD	4	6
TOTAL OFFENSE	3643	3978
Total Plays	765	803
Average Per Play	4.8	5.0
Average Per Game	331.2	361.6
KICKOFF RETURNS	42-868	23-498
Average	20.7	21.7
PUNT RETURNS	21-58	26-128
Average	2.8	4.9
INTERCEPTION RETURNS	6-54	17-211
Average	9.0	12.4
FUMBLES-LOST	42-26	41-26
PENALTIES-YARDS	71-576	63-569
Average Per Game	52.4	51.7
PUNTS-YARDS	58-2306	63-569
Average Per Punt	39.8	38.7
TIME OF POSSESSION	-	-
TOUCHDOWNS	21	34
Rushing	17	28
Passing	4	6
Return	-	-
PAT Kicks	20-20	-
2-point Attempts	0-1	-
Field Goals	5-11	-
Safeties	-	-
TOTAL POINTS	161	263
AVERAGE PER GAME	14.6	23.9

RUSHING

Player	G	Att	Gain	Loss	Net	Avg.	TD	Lg	Gm
Wingender	-	195	1085	15	1070	5.5	3	64	-
Williams	-	165	805	24	781	4.7	6	57	-
Hardeman	-	80	463	68	395	4.9	5	71	-
Green	-	29	139	7	132	4.6	2	37	-
Tryon	-	12	60	9	51	4.3	0	18	-
Isler	-	15	47	1	46	3.1	0	9	-
Morton	-	3	22	0	22	7.3	0	20	-
Curry	-	3	22	0	22	7.3	0	16	-
Solomon	-	11	20	3	17	1.5	0	7	-
Mason	-	50	134	119	15	0.3	1	16	-
Blue	-	13	27	13	14	1.1	0	11	-
Hardee	-	8	14	6	8	1.0	0	7	-
Hixon	-	1	7	0	7	7.0	0	7	-
Cooper	-	1	4	0	4	4.0	0	4	-
TEAM	-	1	0	23	-23	-	-	-	-

PASSING

Player	G	Att-Cmp-Int	Pct.	Yds	TD	Lg	Gm
Mason	-	128-42-13	.328	725	4	4	-
Hardeman	-	40-22-2	.550	297	0	36	-
Tryon	-	8-3-2	.375	51	0	34	-
Hixon	-	2-1-0	.500	7	0	7	-

RECEIVING

Player	G	Rec	Yds	Avg.	TD	Lg	Gm
Smith	-	31	493	15.9	2	56	-
Blue	-	10	179	17.9	0	38	-
Hardee	-	7	127	18.1	0	34	-
Rogers	-	7	114	16.3	2	38	-
Dixon	-	4	65	16.3	0	20	-
Wingender	-	4	18	4.5	0	12	-
Green	-	2	54	27.0	0	44	-
Sands	-	1	13	13.0	0	13	-
Solomon	-	1	8	8.0	0	8	-
Willims	-	1	8	8.0	0	8	-

SCORING

Player	TD	FG	PAT-Kick	PAT-Rush	PAT-Pass	DXP	Saf	Pts
Williams	6	0-0	0-0	0-0	-	-	-	36
Hardeman	5	0-0	0-0	0-0	-	-	-	30
Lenth	0	4-9	8-8	0-0	-	-	-	20
Wingender	3	0-0	0-0	0-1	-	-	-	18
Kollman	0	1-2	12-12	0-0	-	-	-	15
Smith	2	0-0	0-0	0-0	-	-	-	12
Rogers	2	0-0	0-0	0-0	-	-	-	12
Green	2	0-0	0-0	0-0	-	-	-	12
Mason	1	0-0	0-0	0-0	-	-	-	6

PUNTING

Player	No	Yds	Avg.	Lg	TB	FC	I20	Blk
Blabolil	57	2306	40.5	60	-	-	-	0
Team	1	0	-	-	-	-	-	1

PUNT RETURNS

Player	No	Yds	Avg	TD	Lg
Blue	8	24	3.0	-	11
Larkin	7	11	1.6	-	7
Jaksich	4	17	4.3	-	11
Bassett	2	6	3.0	-	5

KICKOFF RETURNS

Player	No	Yds	Avg	TD	Lg
Hardee	18	448	24.9	-	73
Blue	12	264	22.0	-	44
Solomon	5	57	11.4	-	20
Curry	3	42	14.0	-	15
Hardeman	1	22	22.0	-	22
Miller	1	17	17.0	-	17
Cummins	1	13	13.0	-	13
Dixon	1	5	5.0	-	5

INTERCEPTIONS

Player	No	Yds	Avg	TD	Lg
Hawkins	2	17	8.5	-	13
Jaksich	2	17	8.5	-	17
Gnade	1	14	14.0	-	14
Pittman	1	6	6.0	-	6
Settle	1	0	0.0	-	0

TOTAL OFFENSE LEADERS

Player	G	Plays	Rush	Pass	Tot	Avg.
Wingender	-	195	1070	0	1070	-
Hardeman	-	120	395	297	692	-
Williams	-	165	781	0	781	-

ALL PURPOSE LEADERS

Player	G	Rush	Rec	PR	KR	IR	Tot	Avg.
Wingender	-	1070	18	0	0	0	1088	-
Hardeman	-	395	127	0	448	0	970	-
Williams	-	781	8	0	0	0	789	-

DEFENSIVE LEADERS

Player	G	Solo	Ast	Total	TFL	Sack	FR	FF	Blk
Benda	-	68	76	144	-	1-1	0	-	0
Pittman	-	47	63	110	-	0-0	0	-	1
King	-	44	51	96	-	1-1	3	-	0

1976 (8-3, 4-3 BIG EIGHT, T4TH)

Date	Team	Result	Att.	AP	FD	Rushing Att	Rushing Yds	Rushing TD	Passing A-C-I	Passing Yds	Passing TD	Total Off. Plays	Total Off. Yds
S11	Iowa State	W, 58-14	34,006	-	31	59	385	4	11-6-0	140	4	70	525
	DRAKE			-	12	46	126	1	20-10-1	125	1	66	251
S18	Iowa State	W 41-6	26,554	-	15	44	141	0	19-13-0	245	6	63	386
	at Air Force			-	14	42	105	1	33-14-4	154	0	75	259
S25	Iowa State	W, 47-7	32,658	-	30	66	334	2	24-11-0	183	4	90	517
	KENT STATE			-	10	45	207	1	11-2-2	26	0	56	233
O2	Iowa State	L, 10-24	47,186	-	22	45	124	1	34-17-1	197	0	79	321
	OKLAHOMA*			3	7	42	194	1	5-2-0	21	1	47	215
O9	Iowa State	W, 44-14	36,457	-	33	68	369	5	30-13-2	218	1	98	587
	UTAH			-	14	28	107	1	46-18-7	179	0	74	286
O16	Iowa State	W, 21-17	66,491	-	22	65	331	2	18-5-2	90	1	83	421
	at Missouri*			7	20	44	250	1	36-14-1	269	1	80	519
O23	Iowa State	L, 14-33	48,667	16	16	39	148	0	31-16-1	226	2	70	374
	at Colorado*			-	25	64	361	5	18-10-1	128	0	82	489
O30	Iowa State	W, 45-14	44,797	-	31	73	347	6	26-12-1	156	0	99	503
	KANSAS STATE*			-	15	43	172	2	27-9-3	135	0	70	307
N6	Iowa State	W, 31-17	33,432	-	21	58	254	2	16-9-2	138	1	74	392
	at Kansas*			-	15	53	141	1	24-11-2	151	1	77	292
N13	Iowa State	W, 37-28	50,781	-	19	70	324	3	11-3-1	47	0	81	368
	NEBRASKA*			9	14	38	77	2	27-12-1	199	2	65	276
N20	Iowa State	L, 21-42	43,967	14	21	48	207	2	33-16-2	226	1	81	433
	at Oklahoma State*			16	17	54	285	5	9-6-0	83	1	63	368

Head Coach: Earle Bruce **Captains:** Dave Greenwood, Tony Hawkins, Wayne Stanley, Maynard Stensrud
Offense - SE Luther Blue, LT Al Grissinger, LG Dave Greenwood, C Denny Engel, RG Rob Stoffel, RT Kevin Cunningham, TE Glover Rogers, FB Cal Cummins, TB Dexter Green, SB Ray Hardee
Defense - LE Otis Rodgers, LT Dick Cuvelier, MG Mike Stensrud, RT Tom Randall, RE Lenzy Perine, LB Maynard Stensrud, LB Mark Benda, SCB Jerry Jaksich, MON Mark Williams, S Tony Hawkins, WCB Mike Clemons
Specialists - P Rick Blabolil, K Scott Kollman

BY QUARTERS	1	2	3	4	OT	Total
Iowa State	84	122	85	78	-	369
Opponents	21	82	14	99	-	216

TEAM STATISTICS	Iowa State	Opponents
FIRST DOWNS	261	163
Rushing	150	87
Passing	89	60
Penalty	22	16
RUSHING YARDAGE	2970	2025
Yards Gained	3244	2367
Yards Lost	274	342
Rushing Attempts	636	499
Average Per Rush	4.7	4.1
Average Per Game	270.0	184.1
Rushing TD	27	21
PASSING YARDAGE	1866	1470
Attempts	253	256
Completions	121	108
Interceptions	12	22
Average Per Attempt	7.4	5.7
Average Per Comp.	15.4	13.6
Average Per Game	169.6	133.6
Passing TD	20	7
TOTAL OFFENSE	4836	3495
Total Plays	889	755
Average Per Play	5.4	4.7
Average Per Game	439.6	317.7
KICKOFF RETURNS	24-512	67-1141
Average	21.3	17.0
PUNT RETURNS	26-156	34-302
Average	6.0	8.9
INTERCEPTION RETURNS	22-203	12-159
Average	9.2	13.3
FUMBLES-LOST	39-20	37-23
PENALTIES-YARDS	69-668	60-518
Average Per Game	60.7	8.6
PUNTS-YARDS	60-2567	75-2717
Average Per Punt	42.8	36.2
TIME OF POSSESSION	-	-
TOUCHDOWNS	49	30
Rushing	27	21
Passing	20	7
Return	1	0
PAT Kicks	42-46	22-24
2-point Attempts	0-3	2-4
Field Goals	11-17	3-9
Safeties	0	0
TOTAL POINTS	369	216
AVERAGE PER GAME	33.5	19.6

RUSHING

Player	G	Att	Gain	Loss	Net	Avg.	TD	Lg	Gm
D. Green	-	208	1094	20	1074	5.2	8	65	-
Hardeman	-	100	675	92	583	5.8	6	55	-
C. Cummins	-	100	399	2	397	3.97	3	20	-
Stanley	-	79	371	122	249	3.2	4	61	-
Curry	-	35	178	2	176	5.0	1	15	-
Cooper	-	29	117	4	113	3.9	2	12	-
Grove	-	26	111	0	111	4.3	2	16	-
R. Hardee	-	19	99	8	91	4.8	1	20	-
Chapper	-	17	88	0	88	5.2	0	10	-
Tryon	-	13	55	24	31	2.4	0	15	-
Solomon	-	4	22	0	22	5.5	0	15	-
Miller	-	2	18	0	18	9.0	0	9	-
Valasa	-	4	17	0	17	4.3	0	7	-

PASSING

Player	G	Att-Cmp-Int	Pct.	Yds	TD	Lg	Gm
Stanley	-	146-70-6	.479	1084	11	57	-
Hardeman	-	94-44-5	.468	687	8	61	-
Tryon	-	13-7-1	.538	95	1	17	-

RECEIVING

Player	G	Rec	Yds	Avg.	TD	Lg	Gm
L. Blue	-	33	644	19.5	5	61	-
Dixon	-	25	336	13.4	4	28	-
D. Green	-	19	240	12.6	2	57	-
R. Hardee	-	17	236	13.9	5	33	-
G. Rogers	-	16	270	16.9	2	31	-
Leafblad	-	2	23	11.5	0	14	-
Stanley	-	1	36	36.0	1	36	-
Curry	-	1	17	17.0	0	17	-
Miller	-	1	14	14.0	0	14	-
Hixon	-	1	13	13.0	0	13	-
Solomon	-	1	13	13.0	0	13	-
Grove	-	1	9	9.1	0	9	-
C. Cummins	-	1	9	9.1	0	9	-
Hardeman	-	1	5	5.1	0	5	-
Chapper	-	1	1	1.0	0	1	-

SCORING

Player	TD	FG	PAT Kick	PAT Rush	PAT Pass	DXP	Saf	Pts
S. Kollman	0	11-17	42-46	-	0-0	-	-	75
D. Green	10	0-0	0-0	-	0-0	-	-	60
R. Hardee	6	0-0	0-0	-	0-0	-	-	36
L. Blue	6	0-0	0-0	-	0-0	-	-	36
Hardeman	6	0-0	0-0	-	0-0	-	-	36
Stanley	5	0-0	0-0	-	0-1	-	-	30
Dixon	4	0-0	0-0	-	0-0	-	-	24
Cummins	3	0-0	0-0	-	0-0	-	-	18
Rogers	2	0-0	0-0	-	0-0	-	-	12
Curry	2	0-0	0-0	-	0-0	-	-	12
Cooper	2	0-0	0-0	-	0-0	-	-	12
Grove	2	0-0	0-0	-	0-0	-	-	12
Ma. Stensrud	1	0-0	0-0	-	0-0	-	-	6
Team	0	0-0	0-0	1-1	0-0	-	-	0

PUNTING

Player	No	Yds	Avg.	Lg	TB	FC	I20	Blk
R. Blabolil	60	2567	42.8	61	-	-	-	-

PUNT RETURNS

Player	No	Yds	Avg	TD	Lg
Hixon	15	118	7.9	-	40
J. Jaksich	3	13	4.3	-	11
D. Green	3	6	2.0	-	5
Chapper	2	10	5.0	-	10
Mi. Stensrud	1	7	7.1	-	7
Hardeman	2	2	1.0	-	2

KICKOFF RETURNS

Player	No	Yds	Avg	TD	Lg
Blue	14	349	24.9	1	95
Hardee	4	115	23.3	0	37
Chapper	1	20	20.0	0	20
Cummins	1	14	29.0	0	14
Hixon	1	6	29.0	0	6
Dixon	1	4	29.0	0	4
Solomon	1	4	29.0	0	4

INTERCEPTIONS

Player	No	Yds	Avg	TD	Lg
Jaksich	3	51	17.0	0	46
Clemons	3	45	15.0	0	45
Boskey	3	40	13.3	0	24
Hart	3	6	2.0	0	6
M. Benda	2	19	9.5	0	11
Settle	2	0	0	0	0
Cuvelier	1	13	13.0	0	13
Ma. Stensrud	1	12	12.0	1	12
Schwartz	1	11	11.0	0	11
M. Williams	1	4	4.0	0	4
T. Randall	1	2	2.0	0	2
T. Hawkins	1	0	0	0	0

TOTAL OFFENSE LEADERS

Player	G	Plays	Rush	Pass	Tot	Avg.
Stanley	-	225	249	1084	1333	-
Hardeman	-	194	583	687	1270	-
Green	-	208	1074	0	1074	-

ALL PURPOSE LEADERS

Player	G	Rush	Rec	PR	KR	IR	Tot	Avg.
Green	-	1074	240	6	0	0	1320	-
Blue	-	0	644	0	349	0	993	-
Hardeman	-	583	5	2	0	0	590	-

DEFENSIVE LEADERS

Player	G	Solo	Ast	Total	TFL	Sack	FR	FF	Blk
T. Boskey	-	68	39	107	6-13	-	3	1	-

1977 (8-4, 5-2 BIG EIGHT, T2ND)

Date	Team	Result	Att.	AP	FD	Rushing Att	Rushing Yds	Rushing TD	Passing A-C-I	Passing Yds	Passing TD	Total Off. Plays	Total Off. Yds
S10	Iowa State	W, 35-9	37,071	-	22	71	287	5	17-8-1	111	0	88	398
	WICHITA STATE			-	10	34	46	0	29-15-2	203	1	63	249
S17	Iowa State	L, 10-12	57,988	-	8	43	41	0	14-4-2	55	0	57	96
	at Iowa			-	6	49	160	2	10-7-1	32	0	59	192
S24	Iowa State	W, 35-21	14,102	-	13	50	210	4	17-6-0	75	0	67	285
	at Bowling Green			-	20	51	199	2	28-15-1	150	1	79	349
O1	Iowa State	W, 17-13	40,850	-	15	48	97	1	21-10-1	153	1	69	250
	DAYTON			-	15	45	87	1	26-15-2	182	0	71	269
O8	Iowa State	W, 7-0	47,370	-	14	45	163	1	16-11-1	138	0	61	301
	MISSOURI*			-	7	50	79	0	13-7-0	87	0	63	166
O15	Iowa State	W, 24-21	74,788	-	21	74	294	3	14-8-0	89	0	88	383
	at Nebraska*			9	19	41	178	3	19-10-0	129	0	60	307
O22	Iowa State	L, 16-35	72,217	16	16	58	205	1	19-7-2	67	1	77	272
	at Oklahoma*			6	17	59	285	3	5-3-0	74	1	64	359
O29	Iowa State	W, 41-3	47,811	-	27	63	292	6	18-12--1	150	0	81	442
	KANSAS*			-	14	49	140	0	20-8-0	49	0	69	189
N5	Iowa State	L, 7-12	49,200	19	13	37	96	1	21-11-1	146	0	58	242
	COLORADO*			-	18	60	248	1	9-6-0	96	0	69	344
N12	Iowa State	W, 22-15	19,521	-	24	74	307	1	12-6-1	87	2	86	394
	at Kansas State*			-	14	37	139	1	23-10-1	123	1	60	262
N19	Iowa State	W, 21-13	41,060	-	19	56	312	2	11-5-1	31	1	67	343
	OKLAHOMA STATE*			-	17	61	245	1	5-3-0	44	1	66	289
D31	Iowa State	L, 14-24	36,733	-	27	50	178	1	32-19-2	227	1	82	405
	vs. North Carolina State^			-	20	48	192	1	26-14-0	249	2	71	441

^Peach Bowl at Atlanta, Ga. (Statistics not included in totals below)

Head Coach: Earle Bruce **Captains:** Tom Boskey, Devin Cunningham, Tom Randall, Mike Tryon

Offense - TE Guy Preston, LT Dick Cuvelier, LG Al Grissinger, C Mark Boehm, RG Brian Neal, RT Kevin Cunningham, SE Ray Hardee, QB Terry Rubley, TB Dexter Green, FB Cal Cummins, SB John Solomon

Defense - LE Rick White, LT Mike Stensrud, MG Greg Rensink, RT Tom Randall, RE Craig Volkens, SLB Tom Boskey, WLB Mark Settle, R Tom Perticone, SC Kevin Hart, WC Mike Clemons, S Mike Schwartz

Specialists - P Rick Blabolil, K Scott Kollman

BY QUARTERS	1	2	3	4	OT	Total
Iowa State	57	79	52	47	-	235
Opponents	39	40	20	55	-	154

TEAM STATISTICS	Iowa State	Opponents
FIRST DOWNS	192	157
Rushing	126	96
Passing	53	52
Penalty	13	9
RUSHING YARDAGE	2304	1806
Yards Gained	2699	2193
Yards Lost	395	387
Rushing Attempts	619	526
Average Per Rush	3.7	3.4
Average Per Game	209.5	161.2
Rushing TD	25	15
PASSING YARDAGE	1102	1169
Attempts	180	187
Completions	88	99
Interceptions	11	7
Average Per Attempt	6.3	6.3
Average Per Comp.	12.4	11.8
Average Per Game	110.8	106.3
Passing TD	5	5
TOTAL OFFENSE	3406	2975
Total Plays	799	723
Average Per Play	4.3	4.1
Average Per Game	309.6	270.5
KICKOFF RETURNS	32-647	36-481
Average	20.2	13.4
PUNT RETURNS	47-327	27-219
Average	7.0	8.1
INTERCEPTION RETURNS	7-62	11-71
Average	8.7	6.5
FUMBLES-LOST	27-13	29-15
PENALTIES-YARDS	54-468	64-613
Average Per Game	42.5	55.7
PUNTS-YARDS	71-2953	83-2999
Average Per Punt	41.6	36.1
TIME OF POSSESSION	-	-
TOUCHDOWNS	32	21
Rushing	25	15
Passing	5	5
Return	2	1
PAT Kicks	29-31	14-16
2-point Attempts	0-1	1-4
Field Goals	4-13	6-13
Safeties	1	0
TOTAL POINTS	235	154
AVERAGE PER GAME	21.4	14.0

RUSHING

Player	G	Att	Gain	Loss	Net	Avg.	TD	Lg	Gm
Green	-	271	1318	78	1240	4.6	15	51	-
Cummins	-	126	522	4	518	4.1	2	31	-
Kennedy	-	39	165	7	158	4.1	1	22	-
Curry	-	29	155	3	152	5.2	3	29	-
Cerrato	-	21	133	21	112	5.3	1	18	-
Quinn	-	34	120	81	39	1.1	1	22	-
Seabrooke	-	5	30	0	30	6.0	0	13	-
Solomon	-	7	30	1	29	4.1	0	7	-
Stevens	-	3	20	0	20	6.7	0	11	-
Hardee	-	4	30	12	18	4.5	0	17	-
Cooper	-	3	4	0	4	1.3	0	2	-
Blabolil	-	1	4	0	4	4.0	0	4	-
Buck	-	2	3	0	3	1.5	0	3	-
Rubley	-	69	158	156	2	0.3	2	15	-
Tryon	-	3	7	9	-2	-0.7	0	7	-
Hixon	-	1	0	11	-11	-11.0	0	-11	-
TEAM	-	1	0	12	-12	-12.0	0	-12	-

PASSING

Player	G	Att-Cmp-Int	Pct.	Yds	TD	Lg	Gm
Rubley	-	130-73-6	562	904	4	39	-
Quinn	-	37-13-3	.351	163	0	24	-
Green	-	5-2-0	.400	35	1	27	-
Tryon	-	4-0-1	.000	0	0	0	-
Cerrato	-	2-0-0	.000	0	0	0	-
Hixon	-	1-0-1	.000	0	0	0	-

RECEIVING

Player	G	Rec	Yds	Avg.	TD	Lg	Gm
Green	-	20	168	8.4	0	25	-
Hixon	-	19	289	15.2	1	24	-
Hardee	-	16	148	9.3	0	19	-
Preston	-	15	271	18.1	2	39	-
Solomon	-	7	122	17.4	0	26	-
Leafblad	-	4	40	10.0	0	13	-
Buck	-	3	30	10.0	1	17	-
Cummins	-	3	28	9.3	1	18	-
Kennedy	-	1	6	6.0	0	6	-

SCORING

Player	TD	FG	PAT-Kick	PAT-Rush	PAT-Pass	DXP	Saf	Pts
Green	15	0-0	0-0	-	0-0	-	0	90
Kollman	0	4-13	29-31	-	0-0	-	0	43
Cummins	3	0-0	0-0	-	0-0	-	0	18
Curry	3	0-0	0-0	-	0-0	-	0	18
Rubley	2	0-0	0-0	-	0-0	-	0	12
Buck	2	0-0	0-0	-	0-0	-	0	12
Preston	2	0-0	0-0	-	0-0	-	0	12
Quinn	1	0-0	0-0	-	0-0	-	0	6
Schwartz	1	0-0	0-0	-	0-0	-	0	6
Kennedy	1	0-0	0-0	-	0-0	-	0	6
Cerrato	1	0-0	0-0	-	0-0	-	0	6
Hixon	1	0-0	0-0	-	0-0	-	0	6
G Meckstroth	1	0-0	0-0	-	0-0	-	0	6
Hart	0	0-0	0-0	-	0-1	-	0	0
Team	0	0-0	0-0	-	0-0	-	1	2

PUNTING

Player	No	Yds	Avg.	Lg	TB	FC	I20	Blk
Blabolil	71	2953	41.6	63	-	-	-	0

PUNT RETURNS

Player	No	Yds	Avg	TD	Lg
Buck	41	240	5.9	1	63
Schwartz	6	87	14.5	1	85

KICKOFF RETURNS

Player	No	Yds	Avg	TD	Lg
Hardee	20	483	24.5	-	55
Buck	7	98	14.0	-	26
Kennedy	2	42	21.0	-	22
Seabrooke	1	13	13.0	-	13
Schwartz	1	7	7.0	-	7
Preston	1	4	4.0	-	4

INTERCEPTIONS

Player	No	Yds	Avg	TD	Lg
Hart	3	19	6.3	0	19
Schwartz	1	29	29.0	2	29
Perticone	1	11	11.0	0	11
Settle	1	3	3.0	0	3
Washington	1	0	0	0	0

TOTAL OFFENSE LEADERS

Player	G	Plays	Rush	Pass	Tot	Avg.
Green	-	271	1240	35	1275	-
Rubley	-	199	2	904	906	-
Cummins	-	126	518	0	518	-

ALL PURPOSE LEADERS

Player	G	Rush	Rec	PR	KR	IR	Tot	Avg.
Green	11	1240	168	0	0	0	1408	-
Cummins	11	518	28	0	0	0	546	-
Hixon	11	0	289	0	0	0	289	-

DEFENSIVE LEADERS

Player	G	Solo	Ast	Total	TFL	Sack	FR	FF	Blk
Randall	-	43	76	119	11-48	-	1	0	0
Schwartz	-	53	58	111	0-0	-	1	2	0
Settle	-	57	53	110	2-5	-	1	1	1
Boskey	-	62	41	103	4-20	-	2	1	0

1978 (8-4, 4-3 BIG EIGHT, T3RD)

Date	Team	Result	Att.	AP	FD	Rushing Att	Rushing Yds	Rushing TD	Passing A-C-I	Passing Yds	Passing TD	Total Off. Plays	Total Off. Yds
S9	Iowa State	W, 23-19	17,500	20	21	61	232	3	10-5-0	82	0	71	314
	at Rice			-	15	44	102	1	27-15-2	149	2	71	251
S16	Iowa State	W, 14-13	46,450	19	12	45	224	1	6-1-1	11	1	51	235
	SAN DIEGO STATE			-	30	53	228	0	43-24-0	268	1	96	496
S23	Iowa State	W, 31-0	60,075	20	18	48	162	1	16-10-0	178	3	64	340
	at Iowa			-	7	45	113	0	11-4-0	27	0	56	140
S30	Iowa State	W, 35-7	48,750	17	23	63	238	2	17-14-0	158	3	80	396
	DRAKE			-	15	45	116	1	17-9-2	99	0	62	215
O7	Iowa State	L, 0-23	51,450	15	7	45	50	0	12-4-2	32	0	57	82
	NEBRASKA*			10	25	68	284	2	22-11-0	113	1	90	397
O14	Iowa State	L, 13-26	63,106	20	23	42	192	1	38-15-3	192	0	80	384
	at Missouri*			19	21	64	259	2	17-9-0	126	1	81	331
O21	Iowa State	L, 6-34	49,400	-	14	51	145	0	19-6-1	107	1	70	252
	OKLAHOMA*			1	19	70	466	4	7-3-0	44	0	77	510
O28	Iowa State	W, 13-7	38,710	-	21	73	304	2	9-3-0	25	0	82	329
	at Kansas*			-	14	41	135	1	21-11-1	72	0	62	267
N4	Iowa State	W, 24-0	47,450	-	21	62	269	2	17-12-0	170	1	79	439
	KANSAS STATE*			-	10	42	97	0	17-8-0	65	0	59	162
N11	Iowa State	W, 28-15	40,300	-	17	68	252	4	6-3-1	42	0	74	294
	at Oklahoma State*			-	14	46	115	2	20-8-0	92	0	66	207
N18	Iowa State	W, 20-16	46,321	-	19	46	202	1	17-9-0	159	1	63	361
	at Colorado*			-	19	59	181	2	14-8-1	61	0	73	242
D20	Iowa State	L, 12-28	41,150	19	20	46	220	1	29-9-0	115	1	75	335
	vs. Texas A&M^			-	18	58	322	3	10-5-0	44	1	68	366

^Hall of Fame Bowl at Birmingham, Ala. (Statistics not included in totals below)

Head Coach: Earle Bruce **Captains:** Tom Boskey, Dexter Green

Offense - TE Guy Preston, LT Tim Stonerook, LG Tom Stonerook, C Ron Bockhaus, RG Brian Neal, RT Dick Cuvelier, SE Stan Hixon, QB Terry Rubley, TB Dexter Green, FB Jack Seabrooke, SB Ray Hardee

Defense - LE Steve Weidemann, LT Mike Stensrud, MG Kenny Neil, RT Greg Rensink, RE Rick White, SLB John Less, WLB Tom Boskey, R Tom Perticone, LC Mike Clemons, RC Jerry Washington, S Mike Schwartz

Specialists - P Rich Miller, K Steve Johnson

BY QUARTERS	1	2	3	4	OT	Total
Iowa State	51	56	51	49	-	207
Opponents	37	48	20	55	-	160

TEAM STATISTICS	Iowa State	Opponents
FIRST DOWNS	196	190
Rushing	122	115
Passing	55	61
Penalty	19	14
RUSHING YARDAGE	2270	2096
Yards Gained	2526	2480
Yards Lost	256	384
Rushing Attempts	604	577
Average Per Rush	3.8	3.6
Average Per Game	206.4	190.5
Rushing TD	17	15
PASSING YARDAGE	1156	1122
Attempts	167	216
Completions	82	110
Interceptions	8	6
Average Per Attempt	6.9	5.2
Average Per Comp.	14.1	10.2
Average Per Game	105.1	102.0
Passing TD	10	5
TOTAL OFFENSE	3426	3218
Total Plays	771	793
Average Per Play	4.4	4.1
Average Per Game	314.5	292.5
KICKOFF RETURNS	23-521	35-546
Average	22.7	15.6
PUNT RETURNS	34-204	21-71
Average	6.0	3.4
INTERCEPTION RETURNS	6-31	8-96
Average	5.2	12.0
FUMBLES-LOST	27-14	27-12
PENALTIES-YARDS	48-453	68-643
Average Per Game	41.2	9.5
PUNTS-YARDS	67-2619	73-2723
Average Per Punt	39.1	37.3
TIME OF POSSESSION	-	-
TOUCHDOWNS	28	20
Rushing	17	15
Passing	10	5
Return	1	0
PAT Kicks	23-24	14-16
2-point Attempts	0-2	0-1
Field Goals	5-7	8-15
Safeties	0	0
TOTAL POINTS	207	160
AVERAGE PER GAME	18.8	14.5

RUSHING

Player	G	Att	Gain	Loss	Net	Avg.	TD	Lg	Gm
Green	-	230	1035	44	991	4.3	9	39	-
Mack	-	70	301	4	297	4.2	3	16	-
Grant	-	105	387	150	237	2.3	3	24	-
Roach	-	28	158	0	158	5.6	0	38	-
Seabrooke	-	49	165	0	165	3.8	1	14	-
Curry	-	37	126	1	125	3.4	0	11	-
Cerrato	-	14	124	8	116	7.7	1	36	-
Gillis	-	16	67	6	64	3.8	0	14	-
Kennedy	-	13	44	0	44	3.4	0	7	-
Rubley	-	29	76	42	34	1.2	0	8	-
Smith	-	4	24	0	24	6.0	0	10	-
Lempke	-	5	43	20	23	4.6	0	28	-
Hixon	-	1	12	0	12	12.0	0	12	-
Hardee	-	5	3	3	0	0.0	0	3	-
TEAM	-	1	0	17	-17	-	-	-	-

PASSING

Player	G	Att-Cmp-Int	Pct.	Yds	TD	Lg	Gm
Grant	-	125-57-4	.456	877	5	47	-
Rubley	-	35-21-3	.600	247	5	34	-
Green	-	5-3-1	.600	28	0	19	-
Lempke	-	2-1-0	.500	4	0	4	-

RECEIVING

Player	G	Rec	Yds	Avg.	TD	Lg	Gm
Hixon	-	23	446	19.4	2	47	-
Preston	-	23	268	11.7	2	28	-
Hardee	-	13	252	19.4	4	46	-
Green	-	10	54	5.4	2	12	-
Smith	-	5	101	20.2	0	22	-
Mack	-	3	22	7.3	0	10	-
Kennedy	-	2	30	15.0	0	22	-
Cerrato	-	1	15	15.0	0	15	-
Meckstroth	-	1	14	14.0	0	14	-
Gillis	-	1	4	4.0	0	4	-

SCORING

Player	TD	FG	PAT-Kick	PAT-Rush	PAT-Pass	DXP	Saf	Pts
Green	11	0-0	0-0	0-0	0-0	-	0	66
Johnson	0	5-6	22-26	0-2	0-0	-	0	37
Hardee	4	0-0	0-0	0-0	0-0	-	0	24
Mack	3	0-0	0-0	0-0	0-0	-	0	18
Grant	3	0-0	0-0	0-0	0-1	-	0	18
Preston	2	0-0	0-0	0-0	0-0	-	0	14
Hixon	2	0-0	0-0	0-0	0-0	-	0	12
Seabrooke	1	0-0	0-0	0-0	0-0	-	0	6
Less	1	0-0	0-0	0-0	0-0	-	0	6
Cerrato	1	0-0	0-0	0-0	0-0	-	0	6

PUNTING

Player	No	Yds	Avg.	Lg	TB	FC	I20	Blk
Miller	66	2619	39.7	68	-	-	-	0
Team	1	0	0	-	-	-	-	1

PUNT RETURNS

Player	No	Yds	Avg	TD	Lg
Buck	18	77	4.3	0	21
Brown	9	58	6.4	0	43
Schwartz	5	28	5.6	0	16
Nissen	1	25	25.0	0	25
Meis	1	9	9.0	0	9
Washington	1	8	8.0	0	8
Less	0	0	0	1	0

KICKOFF RETURNS

Player	No	Yds	Avg	TD	Lg
Hardee	17	406	23.9	-	49
Green	5	122	24.4	-	41
Gillis	1	34	34.0	-	34
Kennedy	1	17	17.0	-	17
Lempke	1	15	15.0	-	15
Moton	1	11	11.0	-	11

INTERCEPTIONS

Player	No	Yds	Avg	TD	Lg
Schwartz	2	0	0	-	0
Crawford	2	0	0	-	0
Clemons	1	28	28.0	-	28
Solus	1	3	3.0	-	3

TOTAL OFFENSE LEADERS

Player	G	Plays	Rush	Pass	Tot	Avg.
Grant	-	230	237	877	1114	-
Green	-	235	991	28	1019	-
Mack	-	74	297	0	297	-

ALL PURPOSE LEADERS

Player	G	Rush	Rec	PR	KR	IR	Tot	Avg.
Green	-	991	54	0	122	0	1167	-
Hardee	-	0	252	0	406	0	658	-
Mack	-	297	22	0	0	0	319	-

DEFENSIVE LEADERS

Player	G	Solo	Ast	Total	TFL	Sack	FR	FF	Blk
C Boskey	-	50	81	131	6-25	-	2	1	0
Less	-	65	38	103	3-16	-	2	0	0
Weidemann	-	42	63	105	7-30	-	2	0	0

1979 (3-8, 2-5 BIG EIGHT, T5TH)

Date	Team	Result	Att.	AP	FD	Rushing Att	Rushing Yds	Rushing TD	Passing A-C-I	Passing Yds	Passing TD	Total Off. Plays	Total Off. Yds
S15	Iowa State	W, 38-10	47,300	-	26	67	428	5	10-3-1	42	0	77	470
	BOWLING GREEN			-	19	38	102	1	35-16-3	148	0	73	250
S22	Iowa State	L, 9-17	73,652	-	13	45	114	0	17-5-1	38	0	62	152
	at Texas			4	15	57	268	2	10-2-1	10	0	67	278
S29	Iowa State	L, 14-30	60,100	-	11	38	106	1	15-4-1	56	0	53	162
	at Iowa			-	23	70	378	3	15-7-2	51	1	85	429
O6	Iowa State	L, 7-24	47,600	-	7	38	91	1	18-4-2	62	0	56	153
	PACIFIC			-	22	59	141	0	37-21-1	185	2	96	326
O13	Iowa State	W, 7-3	23,400	-	18	65	216	1	20-7-0	89	0	84	305
	at Kansas State*			-	7	38	77	0	16-7-3	66	0	54	143
O20	Iowa State	L, 7-24	48,100	-	13	36	54	0	33-13-0	118	1	69	172
	KANSAS*			-	17	55	217	2	12-7-1	116	1	67	333
O27	Iowa State	L, 9-38	71,187	-	17	49	196	1	19-10-2	83	0	68	279
	at Oklahoma*			7	24	67	493	4	7-2-2	73	1	74	566
N3	Iowa State	W, 24-10	47,100	-	24	67	325	3	13-6-1	58	0	80	383
	COLORADO*			-	12	40	146	1	12-7-0	105	0	52	251
N10	Iowa State	L, 9-18	46,800	-	19	44	109	1	35-19-1	167	0	79	276
	MISSOURI*			-	19	49	240	2	19-10-1	146	0	68	386
N17	Iowa State	L, 3-34	76,049	-	8	28	29	0	18-9-1	98	0	46	127
	at Nebraska*			3	30	69	311	2	18-11-2	163	2	87	474
N24	Iowa State	L, 10-13	36,000	-	21	49	116	1	31-19-3	229	0	80	345
	OKLAHOMA STATE*			-	19	46	242	1	18-7-0	110	0	64	352

Head Coach: Donnie Duncan **Captains:** Dick Cuvelier, Mike Schwartz
Offense - TE Al Moton, LT Tim Stonerook, LG Ted Clapper, C Ron Bockhaus, RG Dick Cuvelier, RT Karl Nelson, SE Jim Knuth, QB Terry Rubley, TB Dan Goodwin, FB Jack Seabrooke, FL Lamar Summers
Defense - LOLB Joel Jenson, LT Lloyd Studniarz, NG Kenny Neil, RT Shamus McDonough, ROLB Bill Herren, SLB Mike Leaders, WLB Lou Viceli, WCB Joe Brown, SS Jeff Stallworth, FS Mike Schwartz, SCB Larry Crawford
Specialists - P Rich Miller, K Alex Giffords, HO Rich Miller

BY QUARTERS	1	2	3	4	OT	Total
Iowa State	17	29	45	46	-	137
Opponents	35	82	51	53	-	221

TEAM STATISTICS	Iowa State	Opponents
FIRST DOWNS	177	207
Rushing	101	136
Passing	55	55
Penalty	21	16
RUSHING YARDAGE	1784	2615
Yards Gained	2096	2896
Yards Lost	312	281
Rushing Attempts	526	588
Average Per Rush	3.4	4.4
Average Per Game	162.2	237.7
Rushing TD	14	17
PASSING YARDAGE	1040	1173
Attempts	229	199
Completions	99	97
Interceptions	13	16
Average Per Attempt	4.5	5.9
Average Per Comp.	10.5	12.1
Average Per Game	94.5	106.6
Passing TD	1	7
TOTAL OFFENSE	2824	3788
Total Plays	755	787
Average Per Play	3.7	4.8
Average Per Game	256.7	344.4
KICKOFF RETURNS	31-440	29-442
Average	14.2	15.2
PUNT RETURNS	17-78	18-64
Average	4.6	3.6
INTERCEPTION RETURNS	16-139	13-74
Average	8.7	5.7
FUMBLES-LOST	29-15	39-11
PENALTIES-YARDS	59-569	77-700
Average Per Game	51.7	63.6
PUNTS-YARDS	72-2548	55-2144
Average Per Punt	35.4	39.0
TIME OF POSSESSION	-	-
TOUCHDOWNS	16	24
Rushing	14	17
Passing	1	7
Return	1	0
PAT Kicks	14-16	19-22
2-point Attempts	0-0	1-2
Field Goals	9-13	18-22
Safeties	0	0
TOTAL POINTS	137	221
AVERAGE PER GAME	12.5	20.1

RUSHING

Player	G	Att	Gain	Loss	Net	Avg.	TD	Lg	Gm
J. Seabrooke	-	105	446	5	441	4.2	2	30	-
D. Goodwin	-	91	329	13	316	3.5	2	18	-
M. Payne	-	108	361	30	331	3.0	2	25	-
R. Gillis	-	30	219	1	219	7.3	3	59	-
W. Grant	-	55	220	56	164	3.0	1	29	-
V. Mack	-	35	137	17	120	3.4	1	14	-
J. Quinn	-	19	95	24	71	3.7	1	31	-
T. Rubley	-	51	181	134	47	0.9	1	23	-
R. Osborne	-	16	41	5	36	2.2	0	6	-
T. Roach	-	6	43	2	41	6.8	1	21	-
G. Smith	-	4	16	0	16	4.0	0	5	-
L. Summers	-	4	7	3	4	1.0	0	6	-
R. Miller	-	2	0	22	-22	-11	0	-10	-

PASSING

Player	G	Att-Cmp-Int	Pct.	Yds	TD	Lg	Gm
T. Rubley	-	132-71-9	.538	716	1	38	-
W. Grant	-	77-23-3	.299	268	0	43	-
J. Quinn	-	18-4-1	.222	53	0	42	-
R.Osborne	-	2-1-0	.500	3	0	3	-

RECEIVING

Player	G	Rec	Yds	Avg.	TD	Lg	Gm
M. Leafblad	-	18	168	9.3	0	21	-
J. Knuth	-	15	212	14.1	0	38	-
G. Smith	-	14	213	15.2	0	43	-
D. Goodwin	-	11	87	7.9	0	20	-
M. Payne	-	10	59	5.9	1	10	-
J. Seabrooke	-	9	52	5.8	0	11	-
L. Summers	-	7	74	10.6	0	28	-
J. Lorenzen	-	6	95	15.8	0	27	-
T. Buck	-	3	37	12.3	0	15	-
D. Andrews	-	2	30	15.0	0	19	-
V. Mack	-	2	4	2.0	0	5	-
T. Roach	-	1	8	8.0	0	8	-
J. Lingren	-	1	1	1.0	0	1	-

SCORING

Player	TD	FG	PAT Kick	PAT Rush	PAT Pass	DXP	Saf	Pts
A. Giffords	0	9-13	14-16	0-0	0-0	0	0	41
R. Gillis	3	0-0	0-0	0-0	0-0	0	0	18
M. Payne	3	0-0	0-0	0-0	0-0	0	0	18
J. Seabrooke	2	0-0	0-0	0-0	0-0	0	0	12
D. Goodwin	2	0-0	0-0	0-0	0-0	0	0	12
W. Grant	1	0-0	0-0	0-0	0-0	0	0	6
J. Less	1	0-0	0-0	0-0	0-0	0	0	6
V. Mack	1	0-0	0-0	0-0	0-0	0	0	6
J. Quinn	1	0-0	0-0	0-0	0-0	0	0	6
T. Roach	1	0-0	0-0	0-0	0-0	0	0	6
T. Rubley	1	0-0	0-0	0-0	0-0	0	0	6

PUNTING

Player	No	Yds	Avg.	Lg	TB	FC	I20	Blk
R. Miller	72	2548	35.4	73	-	-	-	-

PUNT RETURNS

Player	No	Yds	Avg	TD	Lg
J. Brown	17	78	4.6	-	12

KICKOFF RETURNS

Player	No	Yds	Avg	TD	Lg
T. Buck	10	180	18.0	-	29
R. Osborne	10	113	11.3	-	26
M. Payne	9	136	15.1	-	23
L. Summers	1	0	0.0	-	0
J. Lorenzen	1	11	11.0	-	11

INTERCEPTIONS

Player	No	Yds	Avg	TD	Lg
M. Schwartz	4	12	2.0	0	11
J. Stallworth	3	28	4.0	0	25
L. Crawford	3	28	34.0	0	13
J. Brown	3	19	15.0	0	10
J. Less	1	26	2.0	1	26
B. Johnson	1	17	2.0	0	17
M. Leaders	1	9	2.0	0	9

TOTAL OFFENSE LEADERS

Player	G	Plays	Rush	Pass	Tot	Avg.
T. Rubley	-	183	47	716	763	-
J. Seabrooke	-	105	441	0	441	-
W. Grant	-	132	164	268	432	-

ALL PURPOSE LEADERS

Player	G	Rush	Rec	PR	KR	IR	Tot	Avg.
M. Payne	-	331	59	0	136	0	526	-
J. Seabrooke	-	441	52	0	0	0	492	-
D. Goodwin	-	316	87	0	0	0	316	-

DEFENSIVE LEADERS

Player	G	Solo	Ast	Total	TFL	Sack	FR	FF
M. Leaders	-	64	59	123	15-62	-	2	2
K. Neil	-	45	49	94	7-12	-	0	1
M.Schwartz	-	49	39	88	1-1	-	4	1
L. Vieceli	-	40	44	84	5-10	-	1	0

1980 (6-5, 2-5 BIG EIGHT, 6TH)

Date	Team	Result	Att.	AP	FD	Rushing Att	Rushing Yds	Rushing TD	Passing A-C-I	Passing Yds	Passing TD	Total Off. Plays	Total Off. Yds
S13	Iowa State	W, 42-7	47,331	-	29	75	348	5	22-10-1	96	1	97	444
	LOUISIANA-MONROE			-	9	18	3	1	36-13-1	149	0	54	152
S20	Iowa State	W, 27-6	47,806	-	21	64	293	2	28-12-0	134	0	92	427
	SAN JOSE STATE			-	17	20	75	0	55-16-3	167	0	75	242
S27	Iowa State	W, 10-7	60,145	-	14	49	102	0	24-8-1	109	1	73	211
	at Iowa			-	13	49	188	1	21-5-3	52	1	70	240
O4	Iowa State	W, 69-0	49,368	-	22	69	449	8	9-7-0	169	1	78	618
	COLORADO STATE			-	6	36	18	0	22-6-0	78	0	58	96
O11	Iowa State	W, 31-7	50,163	-	22	65	409	3	9-4-1	44	1	74	453
	KANSAS STATE*			-	13	44	178	0	19-7-3	85	1	63	263
O18	Iowa State	L, 17-28^	30,000	19	16	50	213	2	19-6-2	86	0	69	299
	at Kansas*			-	21	60	220	3	14-9-0	117	1	74	337
O25	Iowa State	L, 7-42	52,974	-	15	60	252	1	11-3-2	19	0	71	271
	OKLAHOMA*			17	19	56	388	6	2-0-0	0	0	58	388
N1	Iowa State	L, 9-17	41,567	-	16	37	96	1	26-13-0	189	0	63	285
	at Colorado*			-	21	73	307	2	6-2-1	16	0	79	323
N8	Iowa State	L, 10-14	67,533	-	16	53	230	0	14-6-1	52	0	47	282
	at Missouri*			-	21	46	197	2	28-14-0	143	0	74	340
N15	Iowa State	L, 0-35	52,942	-	12	48	89	0	8-3-1	41	0	56	130
	NEBRASKA*			4	21	68	334	3	10-3-0	34	1	78	368
N22	Iowa State	W, 23-21	37,500	-	8	51	129	3	8-5-0	26	0	59	155
	at Oklahoma State*			-	17	49	104	2	29-11-0	165	1	78	269

^Kansas later forfeited the game

Head Coach: Donnie Duncan **Captains:** Larry Crawford, Cal Jacobs, Kenny Neil, Jack Seabrooke, Tom Stonerook

Offense - SE Jerry Lorenzen, LT Tim Stonerook, LG Ted Clapper, C Jim Meyer, RG Brian Neal, RT Karl Nelson, TE Dan Johnson, QB John Quinn, FB Jack Seabrooke, TB Dwayne Crutchfield, FL Vinny Cerrato

Defense - LE Kenny Neil, LT Shamus McDonough, RT Cal Jacobs, RE James Ransom, SLB John Less, MLB Mark Carlson, MLB Joel Jenson, SS John Arnaud, FS Ronnie Osborne, RC Joe Brown, LC Larry Crawford

Specialists - P Rich Miller, K Alex Giffords, HO Rich Miller, DS Chuck Meyers, PR Joe Brown, KR Mike Payne

BY QUARTERS	1	2	3	4	OT	Total
Iowa State	52	94	48	51	-	245
Opponents	44	39	45	56	-	184

TEAM STATISTICS	Iowa State	Opponents
FIRST DOWNS	191	178
Rushing	138	117
Passing	42	47
Penalty	11	14
RUSHING YARDAGE	2610	2012
Yards Gained	3013	2324
Yards Lost	403	312
Rushing Attempts	622	519
Average Per Rush	4.2	3.9
Average Per Game	237.3	183.0
Rushing TD	24	19
PASSING YARDAGE	965	1006
Attempts	178	242
Completions	77	86
Interceptions	9	11
Average Per Attempt	5.4	4.2
Average Per Comp.	12.5	11.7
Average Per Game	87.7	91.5
Passing TD	4	6
TOTAL OFFENSE	3575	3018
Total Plays	799	771
Average Per Play	4.5	3.9
Average Per Game	325.0	274.4
KICKOFF RETURNS	20-265	35-542
Average	13.3	15.5
PUNT RETURNS	40-25	27-134
Average	6.2	5.0
INTERCEPTION RETURNS	11-142	6-30
Average	12.9	5.0
FUMBLES-LOST	42-19	33-19
PENALTIES-YARDS	61-575	53-422
Average Per Game	52.3	38.4
PUNTS-YARDS	66-2488	70-2921
Average Per Punt	37.7	41.7
TIME OF POSSESSION	31:47	28:13
TOUCHDOWNS	31	25
Rushing	24	19
Passing	4	6
Return	1	0
PAT Kicks	29-30	23-24
2-point Attempts	0-1	1-1
Field Goals	10-15	3-14
Safeties	0	0
TOTAL POINTS	184	245
AVERAGE PER GAME	16.7	22.3

RUSHING

Player	G	Att	Gain	Loss	Net	Avg.	TD	Lg
Crutchfield	-	284	1354	42	1312	4.6	11	50
Gillis	-	71	386	8	378	5.3	2	25
Quinn	-	100	507	235	272	2.7	1	45
Seabrooke	-	49	230	1	229	4.7	3	19
Roach	-	35	214	3	211	6.0	1	80
Payne	-	35	140	18	122	3.5	1	17
Wade	-	19	128	17	111	5.8	1	23
Mack	-	4	12	0	12	3.0	0	4
Stephenson	-	2	8	0	8	4.0	0	5
Cerrato	-	1	7	0	7	7.0	0	7
Ingram	-	1	2	0	2	2.0	0	2
Copeland	-	0	1	0	1	-	1	1
Williams	-	1	0	0	0	0.0	0	0
Lorenzen	-	6	11	17	-6	-	2	4
Worsham	-	14	13	62	-49	-	1	7

PASSING

Player	G	Att-Cmp-Int	Pct.	Yds	TD	Lg
Quinn		153-69-6	.451	835	4	76
Worsham		22-8-3	.364	130	0	30
Stephenson		1-0-0	.000	0	0	0
Gillis		2-0-0	.000	0	0	0

RECEIVING

Player	G	Rec	Yds	Avg.	TD	Lg
Lorenzen	-	15	203	13.5	0	25
Gillis	-	12	103	12.3	0	34
Cerrato	-	10	144	14.4	1	42
Knuth	-	9	117	13.0	1	19
Crutchfield	-	8	87	10.9	0	15
Roach	-	7	54	7.7	0	17
Johnson	-	4	116	29.0	2	76
Nissen	-	4	33	8.3	0	10
Walker	-	3	41	13.7	0	15
Copeland	-	2	44	22.0	0	30
Blaney	-	1	13	13.0	0	13
Seabrooke	-	1	5	5.0	0	5
Wade	-	1	5	5.0	0	5

SCORING

Player	TD	FG	PAT-Kick	PAT-Rush	PAT-Pass	DXP	Saf	Pts
Crutchfield	11	0-0	0-0	0-0	0-0	0	0	66
Giffords	0	10-15	29-30	0-0	0-0	0	0	59
Seabrooke	3	0-0	0-0	0-0	0-0	0	0	18
Gillis	2	0-0	0-0	0-0	0-0	0	0	12
Johnson	2	0-0	0-0	0-0	0-0	0	0	12
Lorenzen	2	0-0	0-0	0-0	0-0	0	0	12
Carlson	1	0-0	0-0	0-0	0-0	0	0	6
Cerrato	1	0-0	0-0	0-0	0-0	0	0	6
Copeland	1	0-0	0-0	0-0	0-0	0	0	6
Jacobs	1	0-0	0-0	0-0	0-0	0	0	6
Knuth	1	0-0	0-0	0-0	0-0	0	0	6
Payne	1	0-0	0-0	0-0	0-0	0	0	6
Quinn	1	0-0	0-0	0-0	0-0	0	0	6
Roach	1	0-0	0-0	0-0	0-0	0	0	6
Stallworth	1	0-0	0-0	0-0	0-0	0	0	6
Wade	1	0-0	0-0	0-0	0-0	0	0	6
Worsham	1	0-0	0-0	0-0	0-0	0	0	6

FIELD GOALS

Player	18-29	30-39	40-49	50+	Total	Lg	Blk
Giffords	2-3	2-5	5-6	1-1	10-15	52	0

PUNTING

Player	No	Yds	Avg.	Lg	TB	FC	I20	Blk
Miller	59	2224	37.7	68	-	-	-	0

PUNT RETURNS

Player	No	Yds	Avg	TD	Lg
Crawford	16	113	7.1	0	21
Brown	14	65	4.6	0	19
Wade	10	72	7.2	0	26

KICKOFF RETURNS

Player	No	Yds	Avg	TD	Lg
Payne	9	177	19.7	0	31
Wade	4	70	17.5	0	24
Gillis	1	16	16.0	0	16
Roach	1	2	2.0	0	2
Lorenzen	1	0	0.0	0	0

INTERCEPTIONS

Player	No	Yds	Avg	TD	Lg
Crawford	4	53	13.3	0	49
Jessen	1	27	27.0	0	27
M. Carlson	1	25	25.0	1	25
Osborne	1	21	21.0	0	21
T. Carlson	1	16	16.0	0	16
Arnaud	1	0	0.0	0	0
Brown	1	0	0.0	0	0
Stallworth	1	0	0.0	0	0

TOTAL OFFENSE LEADERS

Player	G	Plays	Rush	Pass	Tot	Avg.
Crutchfield	-	284	1312	0	1312	119.3
Quinn	-	253	272	835	1207	100.6

ALL PURPOSE LEADERS

Player	G	Rush	Rec	PR	KR	IR	Tot	Avg.
Crutchfield	-	1312	87	0	0	0	1399	-
Gillis	-	378	103	0	16	0	497	-
Payne	-	122	0	0	177	0	399	-

DEFENSIVE LEADERS

Player	G	Solo	Ast	Total	TFL	Sack	FR	FF	Blk
M. Carlson	-	59	59	118	5-18	-	1	2	0
Butts	-	42	37	79	7-32	-	2	2	0
McDonough	-	39	40	79	7-39	-	2	3	0

1981 (5-5-1, 2-4-1 BIG EIGHT, 6TH)

Date	Team	Result	Att.	AP	FD	Rushing Att	Rushing Yds	Rushing TD	Passing A-C-I	Passing Yds	Passing TD	Total Off. Plays	Total Off. Yds
S12	Iowa State	W, 17-13	49,854	-	14	50	212	2	17-11-0	96	0	67	308
	WEST TEXAS A&M			-	17	46	174	1	23-7-0	89	0	69	263
S19	Iowa State	W, 23-12	53,922	-	17	60	212	2	8-6-0	106	0	68	318
	IOWA			-	14	28	79	2	27-13-1	190	0	55	269
S26	Iowa State	W, 28-19	50,594	-	18	57	252	4	16-7-1	131	0	73	383
	KENT STATE			-	13	44	107	1	32-8-0	137	1	76	244
O3	Iowa State	T, 7-7	74,807	20	20	56	204	1	20-10-2	119	0	76	323
	at Oklahoma*			5	20	53	314	1	12-2-2	20	0	65	334
O10	Iowa State	L, 31-52	45,750	12	29	53	266	3	46-25-1	291	1	99	557
	at San Diego State			-	24	26	117	3	47-33-0	452	4	73	569
O17	Iowa State	W, 34-13	53,220	-	22	50	153	3	32-20-1	226	1	82	379
	MISSOURI*			8	18	44	129	2	31-12-3	141	0	75	270
O24	Iowa State	W, 17-10	50,103	14	14	59	209	2	8-1-2	21	0	67	230
	COLORADO*			-	10	47	149	1	16-12-0	39	0	63	188
O31	Iowa State	L, 7-10	26,650	11	15	32	170	1	22-13-1	124	0	54	294
	at Kansas State*			-	18	67	257	1	9-5-1	56	0	76	313
N7	Iowa State	L, 11-24	49,720	-	15	27	67	0	28-15-2	233	1	55	300
	KANSAS*			-	21	65	293	2	18-12-1	132	1	83	425
N14	Iowa State	L, 7-31	76,258	-	13	43	161	1	25-17-2	85	0	68	246
	at Nebraska*			7	15	51	205	2	17-7-1	67	1	68	272
N21	Iowa State	L, 7-27	46,387	-	12	29	(-7)	1	38-17-3	161	0	67	154
	OKLAHOMA STATE*			-	21	49	225	1	27-16-0	188	2	76	413

Head Coach: Donnie Duncan **Captains:** Marcus Butts, John Quinn
Offense - TE Dan Johnson, LT Brian Neal, LG Bruce Reimers, C Chuck Meyers, RG Ted Clapper, RT Karl Nelson, SE Frankie Leaks, QB John Quinn, FL Rocky Gillis, FB Jerry Lorenzen, TB Dwayne Crutchfield
Defense - LE James Ransom, LT Shamus McDonough, RT Marc Butts, RE Rodney Hutchins, SLB George Jessen, MLB Chris Washington, WLB Doug Fischer, WC Joe Brown, SS John Arnaud, FS Ronnie Osborne, SC Darren Longshore
Specialists - P Rich Miller, K Alex Giffords, DS Chuck Meyers, PR/KR Michael Wade

BY QUARTERS	1	2	3	4	OT	Total
Iowa State	58	51	38	42	-	189
Opponents	24	63	51	80	-	218

TEAM STATISTICS	Iowa State	Opponents
FIRST DOWNS	189	192
Rushing	105	107
Passing	70	69
Penalty	14	71
RUSHING YARDAGE	1896	2050
Yards Gained	2204	2346
Yards Lost	308	296
Rushing Attempts	517	522
Average Per Rush	3.7	3.9
Average Per Game	172.4	186.4
Rushing TD	20	17
PASSING YARDAGE	1597	1561
Attempts	261	259
Completions	143	127
Interceptions	15	9
Average Per Attempt	6.1	6.0
Average Per Comp.	11.2	12.3
Average Per Game	145.2	142.0
Passing TD	3	9
TOTAL OFFENSE	3493	3611
Total Plays	778	781
Average Per Play	4.5	4.6
Average Per Game	317.5	328.3
KICKOFF RETURNS	22-415	25-525
Average	18.9	21.0
PUNT RETURNS	18-171	21-192
Average	9.5	9.0
INTERCEPTION RETURNS	9-61	15-172
Average	6.8	11.5
FUMBLES-LOST	14-8	33-23
PENALTIES-YARDS	60-592	71-609
Average Per Game	53.2	55.4
PUNTS-YARDS	61-2239	58-2393
Average Per Punt	36.7	41.3
TIME OF POSSESSION	31:10	28:50
TOUCHDOWNS	23	27
Rushing	20	17
Passing	3	9
Return	0	1
PAT Kicks	18-19	21-22
2-point Attempts	3-4	3-5
Field Goals	9-20	9-14
Safeties	0	1
TOTAL POINTS	189	218
AVERAGE PER GAME	17.2	19.8

RUSHING

Player	G	Att	Gain	Loss	Net	Avg.	TD	Lg	Gm
Crutchfield	-	307	1220	31	1189	3.9	17	40	108.1
Lorenzen	-	54	307	9	298	5.5	0	27	27.1
Quinn	-	80	301	219	82	1.0	2	37	7.5
Davis	-	35	142	13	129	3.7	1	18	14.3
Gillis	-	7	104	0	104	14.9	0	46	13.0
Roach	-	16	64	1	63	3.9	0	13	5.7
Wade	-	5	35	5	30	6.0	0	14	3.0
Greene	-	6	16	0	16	2.7	0	6	2.7
English	-	6	13	30	-17	0.0	0	6	0.0
Perry	-	1	2	0	2	2.0	0	2	0.7

PASSING

Player	G	Att-Cmp-Int	Pct.	Yds	TD	Lg	Gm
Quinn	-	251-140-14	.558	1576	3	57	143.3
English	-	8-3-0	.375	21	0	10	5.3
Cerrato	-	1-0-1	.000	0	0	0	0.0
Crutchfield	-	1-0-0	.000	0	0	0	0.0

RECEIVING

Player	G	Rec	Yds	Avg.	TD	Lg	Gm
Wade	-	27	343	12.7	0	57	-
Crutchfield	-	24	154	6.4	0	25	-
Johnson	-	21	290	13.8	0	44	-
Davis	-	13	114	8.8	0	33	-
Lorenzen	-	13	103	7.9	0	26	-
Cerrato	-	12	189	15.8	1	41	-
Gillis	-	9	153	17.0	1	56	-
Roach	-	9	67	7.4	0	35	-
Geise	-	7	60	8.6	0	11	-
Summers	-	4	53	13.3	0	17	-
Hobson	-	3	68	22.7	1	27	-
Perry	-	1	3	3.0	0	3	-

SCORING

Player	TD	FG	PAT Kick	PAT Rush	PAT Pass	DXP	Saf	Pts
Crutchfield	17	0-0	0-0	0-0	1-1	0	0	104
Giffords	0	9-20	18-19	0-0	0-0	0	0	45
Quinn	2	0-0	0-0	1-2	0-0	0	0	14
Davis	1	0-0	0-0	0-0	0-0	0	0	6
Hobson	1	0-0	0-0	0-0	0-0	0	0	6
Cerrato	1	0-0	0-0	0-0	0-0	0	0	6
Gillis	1	0-0	0-0	0-0	0-0	0	0	6
Johnson	0	0-0	0-0	0-0	1-1	0	0	2

FIELD GOALS

Player	18-29	30-39	40-49	50+	Total	Lg	Blk
Giffords	3-5	3-6	3-6	0-2	9-19	48	-

PUNTING

Player	No	Yds	Avg.	Lg	TB	FC	I20	Blk
Miller	59	2224	37.7	68	-	-	-	0

PUNT RETURNS

Player	No	Yds	Avg	TD	Lg
Wade	17	171	10.0	0	27
Brown	1	0	0.0	0	0

KICKOFF RETURNS

Player	No	Yds	Avg	TD	Lg
Wade	19	369	19.4	0	56
McCue	2	28	14.0	0	16
Roach	1	18	18.0	0	18

INTERCEPTIONS

Player	No	Yds	Avg	TD	Lg
Brown	4	31	7.8	0	16
Longshore	2	12	6.0	0	33
Arnaud	1	0	0.0	0	0
Osborne	1	14	14.0	0	14
McDonough	1	4	4.0	0	4

TOTAL OFFENSE LEADERS

Player	G	Plays	Rush	Pass	Tot	Avg.
Quinn	-	331	82	1576	1658	150.7
Crutchfield	-	308	1189	0	1189	108.1

ALL PURPOSE LEADERS

Player	G	Rush	Rec	PR	KR	IR	Tot	Avg.
Crutchfield	-	1189	154	0	0	0	1343	-
Wade	-	30	343	171	369	0	913	-
Lorenzen	-	298	103	0	0	0	401	-

DEFENSIVE LEADERS

Player	G	Solo	Ast	Total	TFL-Yds	Sack	FR	FF	Blk
Washington	-	110	58	168	5-13	-	0	3	0
McDonough	-	55	42	97	3-14	-	1	1	0
Fischer	-	51	44	95	4-26	-	3	0	0
Jessen	-	55	35	90	6-28	-	0	1	1

1982 (4-6-1, 1-5-1 BIG EIGHT, T6TH)

Date	Team	Result	Att.	AP	FD	Rushing Att	Rushing Yds	Rushing TD	Passing A-C-I	Passing Yds	Passing TD	Total Off. Plays	Total Off. Yds
S11	Iowa State	L, 21-23	90,201	-	20	50	265	2	21-9-1	132	1	71	397
	at Tennessee			-	16	38	72	0	31-18-0	194	2	69	266
S18	Iowa State	W, 19-7	59,605	-	19	60	185	0	17-9-2	121	1	77	306
	at Iowa			-	5	30	56	0	12-6-1	46	0	42	102
S25	Iowa State	W, 35-10	51,866	-	25	55	288	4	15-11-4	147	1	70	435
	DRAKE			-	19	35	82	1	46-22-1	239	0	81	321
O2	Iowa State	L, 3-13	52,770	-	11	42	103	0	17-7-1	67	0	59	170
	OKLAHOMA*			-	18	67	280	1	9-4-1	50	0	76	330
O9	Iowa State	W, 44-7	49,930	-	31	77	389	4	24-11-2	155	0	101	544
	KENT STATE			-	8	27	(-7)	0	29-11-3	118	1	56	111
O16	Iowa State	T, 17-17	66,133	-	14	46	97	1	37-18-0	135	1	83	232
	at Missouri*			-	10	43	126	1	16-9-2	138	1	59	264
O23	Iowa State	W, 31-14	40,581	-	32	69	322	2	24-16-0	249	2	93	571
	at Colorado*			-	10	14	76	1	30-13-3	145	0	44	221
O30	Iowa State	L, 3-9	52,078	-	13	42	60	0	25-13-2	189	0	67	249
	KANSAS STATE*			-	13	55	181	0	10-5-0	83	0	65	264
N6	Iowa State	L, 17-24	26,796	-	22	61	295	2	17-7-1	60	0	78	355
	at Kansas*			-	24	41	164	2	31-13-1	241	1	72	405
N13	Iowa State	L, 10-48	52,887	-	20	49	157	1	26-14-0	116	0	75	273
	NEBRASKA*			4	20	60	363	6	7-4-0	97	1	67	460
N20	Iowa State	L, 13-49	40,700	-	17	32	61	1	34-17-2	193	0	66	254
	at Oklahoma State*			-	22	70	377	5	12-6-1	66	2	82	443

Head Coach: Donnie Duncan **Captains:** John Arnaud, George Jessen Karl Nelson, Ron Osborne, James Ransom
Offense - SE Michael Wade, LT Benn Musgrave, LG Bruce Reimers, C Jim Meyer, RG Ted Clapper, RT Karl Nelson, TE Doran Geise, QB David Archer, FL Frankie Leaks, FB Jerry Lorenzen, TB Tommy Davis
Defense - LE James Ransom, LT Samus McDonough, RT Chris Boskey, RE Lester Williams, SLB George Jessen, MLB Chris Washington, WLB Mark Carlson, SC John Arnaud, SS George Walker, FS Ronnie Osborne, WC Alvin Baker
Specialists - P Kelly Goodburn, PK Alex Giffords

BY QUARTERS	1	2	3	4	OT	Total
Iowa State	45	61	44	63	-	213
Opponents	52	68	45	56	-	221

TEAM STATISTICS	Iowa State	Opponents
FIRST DOWNS	224	166
Rushing	125	92
Passing	35	58
Penalty	14	16
RUSHING YARDAGE	2222	1770
Yards Gained	2687	2066
Yards Lost	415	296
Rushing Attempts	583	480
Average Per Rush	3.8	3.7
Average Per Game	142.2	128.8
Rushing TD	18	17
PASSING YARDAGE	1564	1417
Attempts	257	233
Completions	132	111
Interceptions	15	13
Average Per Attempt	6.1	6.1
Average Per Comp.	11.2	12.8
Average Per Game	142.2	128.8
Passing TD	6	8
TOTAL OFFENSE	3786	3187
Total Plays	840	713
Average Per Play	4.5	4.5
Average Per Game	344.2	289.7
KICKOFF RETURNS	21-429	30-522
Average	20.4	17.4
PUNT RETURNS	22-138	33-307
Average	6.3	9.3
INTERCEPTION RETURNS	13-135	15-82
Average	10.4	5.5
FUMBLES-LOST	25-16	26-16
PENALTIES-YARDS	58-521	52-489
Average Per Game	47.4	44.5
PUNTS-YARDS	65-2610	68-2833
Average Per Punt	40.2	41.7
TIME OF POSSESSION	31:16	28:44
TOUCHDOWNS	24	27
Rushing	17	17
Passing	6	8
Return	1	2
PAT Kicks	24-24	26-27
2-point Attempts	0-0	0-0
Field Goals	15-20	11-16
Safeties	0	0
TOTAL POINTS	213	221
AVERAGE PER GAME	19.4	20.1

RUSHING

Player	G	Att	Gain	Loss	Net	Avg.	TD	Lg	Gm
Davis	-	193	866	34	832	4.3	3	75	75.7
Brown	-	114	637	15	622	5.5	8	41	56.5
Jacobs	-	99	487	4	483	4.9	1	34	44.3
Greene	-	43	173	4	169	3.9	2	23	16.9
Lorenzen	-	30	87	5	82	2.7	0	8	8.1
Archer	-	90	316	309	7	0.1	2	23	0.6
Watson	-	3	34	0	34	11.3	1	25	17.0
Green	-	4	16	0	16	4.0	1	6	4.0
Wade	-	5	17	21	-4	-1.3	0	10	-
English	-	2	4	9	-5	-2.5	0	4	-

PASSING

Player	G	Att-Cmp-Int	Pct.	Yds	TD	Lg	Gm
Archer	-	244-125-13	.512	1465	5	46	133.2
English	-	13-7-2	.538	99	1	20	16.5

RECEIVING

Player	G	Rec	Yds	Avg.	TD	Lg
Leaks	-	25	427	17.1	2	46
Wade	-	13	223	17.2	1	33
Geise	-	17	221	13.0	0	25
Gillis	-	8	150	18.8	2	41
Jacobs	-	20	123	6.2	1	17
Henderson	-	5	26	11.2	0	18
Blaney	-	4	47	11.8	0	13
Turner	-	2	35	17.5	0	20
Knuth	-	3	31	10.3	0	11
Lorenzen	-	6	39	6.5	0	11
Brown	-	9	77	8.6	0	16
Wodka	-	3	24	8.0	0	14
Davis	-	14	80	5.7	0	13
Archer	-	1	16	16.0	0	16
Greene	-	1	8	8.0	0	8
Hobson	-	1	7	7.0	0	7

SCORING

Player	TD	FG	PAT Kick	PAT Rush	PAT Pass	DXP	Saf	Pts
Giffords	0	15-20	24-24	0-0	0-0	0	0	69
Brown	8	0-0	0-0	0-0	0-0	0	0	48
Davis	3	0-0	0-0	0-0	0-0	0	0	18
Gillis	2	0-0	0-0	0-0	0-0	0	0	12
Jacobs	2	0-0	0-0	0-0	0-0	0	0	12
Leaks	2	0-0	0-0	0-0	0-0	0	0	12
Green	2	0-0	0-0	0-0	0-0	0	0	12
Archer	2	0-0	0-0	0-0	0-0	0	0	12
Wade	1	0-0	0-0	0-0	0-0	0	0	6
Watson	1	0-0	0-0	0-0	0-0	0	0	6
Williams	1	0-0	0-0	0-0	0-0	0	0	6

FIELD GOALS

Player	18-29	30-39	40-49	50+	Total	Lg	Blk
Giffords	7-7	5-6	2-4	1-3	15-20		0

PUNTING

Player	No	Yds	Avg.	Lg	TB	FC	I20	Blk
Myers	32	1365	42.7	80	-	-	-	1
Goodburn	31	1237	39.9	52	-	-	-	-
English	1	8	8.0	8	-	-	-	-

PUNT RETURNS

Player	No	Yds	Avg	TD	Lg
Wade	11	74	6.7	0	24
McCue	10	82	8.2	0	10
Leaks	1	-18	-	0	-18

KICKOFF RETURNS

Player	No	Yds	Avg	TD	Lg
Lorenzen	13	263	20.2	0	29
Wade	3	83	27.7	0	41
Green	4	76	19.0	0	29
Henderson	1	4	4.0	0	4

INTERCEPTIONS

Player	No	Yds	Avg	TD	Lg
Osborne	4	35	8.8	0	35
Longshore	2	54	27.0	0	37
Baker	2	4	2.0	0	4
Jessen	1	31	31.0	0	31
Carlson	1	6	6.0	0	6
Walker	1	4	4.0	0	4
Washington	1	1	1.0	0	1
McDonough	1	0	0.0	0	

TOTAL OFFENSE LEADERS

Player	G	Plays	Rush	Pass	Tot	Avg.
Archer	-	334	7	1465	1472	134
Davis	-	193	866	0	866	-

ALL PURPOSE LEADERS

Player	G	Rush	Rec	PR	KR	IR	Tot	Avg.
Davis	-	832	0	0	0	0	832	-
Brown	-	622	0	0	0	0	622	-
Jacobs	-	483	0	0	0	0	483	-

DEFENSIVE LEADERS

Player	G	Solo	Ast	Total	TFL	Sack	FR	FF	Blk
Washington	-	98	49	147	3-8	-	0	0	0
McDonough	-	57	49	106	5-16	-	2	0	0
Carlson	-	64	39	103	6-27	1	2	1	0

Date	Team	Result	Att.	AP	Rushing FD	Att	Yds	TD	Passing A-C-I	Yds	TD	Total Off. Plays	Yds
S10	Iowa State	L, 10-51	54,066	-	11	30	31	0	29-15-1	223	1	59	254
	IOWA			10	24	49	257	6	27-16-0	278	1	76	535
S17	Iowa State	L, 26-29	41,165	-	14	31	80	0	28-18-0	255	3	59	335
	at Vanderbilt				23	35	136	2	46-26-4	353	1	81	489
S24	Iowa State	W, 21-17	49,817	-	16	39	21	1	28-16-0	231	2	67	252
	COLORADO STATE				13	51	150	2	15-8-1	50	0	66	200
O1	Iowa State	L, 17-24	47,703	-	18	23	42	0	45-21-3	221	2	68	263
	NEW MEXICO STATE				17	69	259	2	9-6-1	90	1	78	349
O8	Iowa State	W, 38-35	48,125	-	27	37	127	3	47-28-2	300	2	84	427
	KANSAS*				19	33	109	3	27-16-1	279	1	60	388
O15	Iowa State	W, 22-10	49,311	-	19	41	133	1	31-19-1	200	2	72	333
	COLORADO*				22	38	109	0	36-14-1	192	1	74	301
O22	Iowa State	L, 11-49	75,008	-	22	39	78	0	39-21-2	209	1	78	287
	at Oklahoma*			14	26	64	356	5	11-6-0	103	1	75	459
O29	Iowa State	L, 18-41	49,404	-	20	31	53	0	47-29-2	278	2	78	331
	MISSOURI*				22	56	198	5	17-11-1	162	1	73	360
N5	Iowa State	L, 29-72	76,326	-	25	45	157	3	47-26-1	346	1	92	504
	at Nebraska*			1	34	64	426	7	25-13-0	241	3	89	667
N12	Iowa State	W, 49-27	24,300	-	35	46	234	5	40-29-0	286	2	86	520
	at Kansas State*				21	55	223	3	17-8-1	114	0	72	337
N19	Iowa State	L, 7-30	46,517	-	13	34	85	0	29-14-1	168	1	63	253
	OKLAHOMA STATE*				14	57	189	2	15-8-0	104	1	72	293

Head Coach: Jim Criner **Captains:** David Archer, Chris Washington
Offense - SE Robbie Minor, LT Benn Musgrave, LG Bruce Reimers, C Chuck Meyers, RG Scott Nelson, RT Dan Martin, TE Dave Smoldt, QB David Archer, FL Tracy Henderson, FB Jason Jacobs, TB Tommy Davis
Defense: LT Roger Youngblut, NT Barry Moore, RT Rodney Hutchins, SOLB Doug Fischer, SILB Dwayne Gilyard, WILB Chris Washington, WLB Lester Williams, LC Alvin Baker, RC Kevin Williams, SS Sam Clear, FS George Walker
Specialists - P Kelly Goodburn, K Marc Bachrodt, HO David Archer, DS John Smith, PR Billy McCue, KR Kent Anderson

BY QUARTERS	1	2	3	4	OT	Total
Iowa State	43	78	29	98	-	248
Opponents	90	143	65	87	-	385

TEAM STATISTICS	Iowa State	Opponents
FIRST DOWNS	220	235
Rushing	75	124
Passing	130	96
Penalty	15	15
RUSHING YARDAGE	1041	2423
Yards Gained	1429	2759
Yards Lost	388	336
Rushing Attempts	396	570
Average Per Rush	2.6	4.3
Average Per Game	94.9	160.9
Rushing TD	13	37
PASSING YARDAGE	2717	1966
Attempts	410	245
Completions	236	132
Interceptions	13	10
Average Per Attempt	6.6	8.0
Average Per Comp.	11.5	14.9
Average Per Game	247.0	178.7
Passing TD	19	11
TOTAL OFFENSE	3758	4389
Total Plays	806	815
Average Per Play	4.7	5.4
Average Per Game	341.6	399.0
KICKOFF RETURNS	37-578	34-713
Average	15.6	20.9
PUNT RETURNS	25-118	30-267
Average	4.7	8.9
INTERCEPTION RETURNS	10-101	13-126
Average	10.1	9.7
FUMBLES-LOST	34-20	21-11
PENALTIES-YARDS	65-501	62-547
Average Per Game	45.5	49.7
PUNTS-YARDS	35-1333	25-876
Average Per Punt	38.1	35.0
TIME OF POSSESSION	28:04	31:56
TOUCHDOWNS	32	49
Rushing	13	37
Passing	19	11
Return	0	1
PAT Kicks	18-22	44-47
2-point Attempts	7-10	1-2
Field Goals	8-11	9-14
Safeties	0	1
TOTAL POINTS	248	385
AVERAGE PER GAME	22.5	35.0

RUSHING

Player	G	Att	Gain	Loss	Net	Avg.	TD	Lg	Gm
Jacobs		99	502	12	490	4.9	3	40	44.5
Davis		156	450	54	396	2.5	4	15	36.0
Archer		110	363	304	59	0.5	3	32	5.4
Watson		12	62	3	59	4.9	1	24	14.8
Hood		9	40	0	40	4.4	1	7	8.0
Goodburn		1	3	0	3	3.0	0	3	0.3
Wodka		0	3	0	3	3.0	1	3	0.4
Hanson		6	6	8	-2	-0.3	0	4	-0.3
Anderson		1	0	1	-1	-1.0	0	-1	-0.1
Thomas		2	0	6	-6	-3.0	0	0	-0.9

PASSING

Player	G	Att-Cmp-Int	Pct.	Yds	TD	Lg	Gm
Archer	-	403-234-12	.581	2639	18	64	239.9
Hood	-	7-2-1	.286	78	1	65	15.6

RECEIVING

Player	G	Rec	Yds	Avg.	TD	Lg	Gm
Henderson	-	81	1051	13.0	8	53	-
Jacobs	-	64	584	9.1	3	64	-
Davis	-	24	155	6.5	1	24	-
Minor	-	20	322	16.1	1	41	-
Smoldt	-	12	113	9.4	1	22	-
Gantt	-	10	140	14.0	1	26	-
Wodka	-	9	69	7.7	2	20	-
Levingston	-	8	148	18.5	1	40	-
Blaney	-	4	39	9.8	0	17	-
Thomas	-	2	14	7.0	0	9	-
Posey	-	1	65	65.0	1	65	-
Wade	-	1	17	17.0	0	17	-

SCORING

Player	TD	FG	PAT Kick	PAT Rush	PAT Pass	DXP	Saf	Pts
Henderson	8	0-0	0-0	0-0	2	0	0	52
Bachrodt	0	8-11	18-22	0-0	0-0	0	0	42
Jacobs	6	0-0	0-0	2	0-0	0	0	40
Davis	5	0-0	0-0	0-0	0-0	0	0	30
Archer	3	0-0	0-0	0-0	0-0	0	0	18
Wodka	3	0-0	0-0	0-0	0-0	0	0	18
Smoldt	1	0-0	0-0	0-0	3	0	0	12
Gantt	1	0-0	0-0	0-0	0-0	0	0	6
Hood	1	0-0	0-0	0-0	0-0	0	0	6
Levingston	1	0-0	0-0	0-0	0-0	0	0	6
Minor	1	0-0	0-0	0-0	0-0	0	0	6
Posey	1	0-0	0-0	0-0	0-0	0	0	6
Watson	1	0-0	0-0	0-0	0-0	0	0	6

FIELD GOALS

Player	18-29	30-39	40-49	50+	Total	Lg	Blk
Bachrodt	2-2	4-4	2-4	0-1	8-11	-	0

PUNTING

Player	No	Yds	Avg.	Lg	TB	FC	I20	Blk
Goodburn	35	1333	38.1	71	-	-	-	-
Myers	25	876	35.0	51	-	-	-	-

PUNT RETURNS

Player	No	Yds	Avg	TD	Lg
McCue	4	32	8.0	0	10
Wade	17	85	5.0	0	27
Anderson	3	7	2.3	0	5
Connor	1	-6	-6.0	0	-6

KICKOFF RETURNS

Player	No	Yds	Avg	TD	Lg
Hanson	19	349	18.4	0	27
Wade	3	52	17.3	0	20
Levingston	3	43	14.3	0	25
Anderson	8	113	14.1	0	33
Davis	1	14	14.0	0	14
Watson	2	7	3.5	0	7
Iversen	1	0	0.0	0	0

INTERCEPTIONS

Player	No	Yds	Avg	TD	Lg
Walker	4	22	5.5	0	22
Baker	2	5	2.5	0	4
Davis	1	45	45.0	0	42
Watson	1	17	17.0	0	17
Iversen	1	-2	-2.0	0	-2

TOTAL OFFENSE LEADERS

Player	G	Plays	Rush	Pass	Tot	Avg.
Archer	-	513	59	2639	2698	245.3

ALL PURPOSE LEADERS

Player	G	Rush	Rec	PR	KR	IR	Tot	Avg.
Jacobs	-	490	584	0	0	0	1074	-
Henderson	-	1051	0	0	0	0	1051	-

DEFENSIVE LEADERS

Player	G	Solo	Ast	Total	TFL	Sack	FR	FF	Blk
Washington	11	68	66	134	3-9	-	1	0	0
L. Williams	11	43	48	91	11-46	7-35	1	0	0
Gilyard	8	37	40	77	2-7	2-12	1	0	0

1984 (2-7-2, 0-5-2 BIG EIGHT, 8TH)

Date	Team	Result	Att.	AP	FD	Rushing Att	Rushing Yds	Rushing TD	Passing A-C-I	Passing Yds	Passing TD	Total Off. Plays	Total Off. Yds
S8	Iowa State	L, 21-59	66,150	-	22	39	28	0	41-25-5	327	3	80	355
	at Iowa			10	18	39	187	2	23-13-2	289	5	62	476
S15	Iowa State	W, 21-17	47,656	-	22	48	112	2	47-24-1	281	1	95	393
	DRAKE			-	9	40	56	1	21-6-0	86	1	61	142
S22	Iowa State	L, 17-38	45,239	-	16	35	59	0	35-21-1	325	2	70	384
	at Texas A&M			-	24	44	133	1	37-19-1	241	3	81	374
S29	Iowa State	W, 14-0	50,316	-	20	43	195	0	42-22-1	202	2	85	397
	WEST TEXAS A&M			-	14	53	160	0	17-6-0	40	0	70	200
O6	Iowa State	L, 14-33	31,500	-	21	27	166	0	41-25-3	269	2	68	435
	at Kansas*			-	22	54	215	3	22-14-0	212	1	76	427
O13	Iowa State	L, 21-23	36,762	-	14	48	130	1	31-13-0	144	1	79	274
	at Colorado*			-	14	38	(-16)	0	25-11-0	223	3	63	207
O20	Iowa State	L, 10-12	50,977	-	13	38	43	0	35-18-1	147	1	73	190
	OKLAHOMA*			2	14	53	233	1	14-4-0	44	0	67	277
O27	Iowa State	T, 14-14	48,133	-	15	45	42	0	32-16-0	168	1	77	210
	at Missouri*			-	15	42	160	1	20-6-3	110	1	62	270
N3	Iowa State	L, 0-44	52,919	-	5	34	16	0	20-9-4	37	0	54	53
	NEBRASKA*			3	15	70	358	5	12-5-0	49	1	82	407
N10	Iowa State	T, 7-7	45,000	-	17	53	181	1	8-6-1	69	0	61	250
	KANSAS STATE*			-	14	53	201	1	6-2-1	16	0	59	217
N17	Iowa State	L, 10-16	32,000	-	12	33	72	1	34-17-1	170	0	67	242
	at Oklahoma State*			-	13	47	76	1	25-16-1	187	1	72	263

Head Coach: Jim Criner **Captains:** Alan Hood, Steve Little, Barry Moore, Dave Smoldt
Offense - SE Tracy Henderson, LT Bruce Westemeyer, LG Eric Huhndorf, C Channon Mawdsley, RG Vince Jasper, RT Kevin Eggleston, TE Dave Smoldt, QB Alex Espinoza, FL Robbie Minor, FB Tommy Davis, TB Richard Hanson
Defense - DE Lester Williams, DT Steve LIttle, DT Barry Moore, DE Jim Luebbers, WLB Dennis Gibson, MLB Jeff Braswell, SLB Tim Iversen, LCB Terrence Anthony, RCB Kevin Williams, FS Anthony Mayze, SS Anthony Davis
Specialists - P Jim Thompson, K Marc Bachrodt, HO Scott Williams, DS Bill Hanley, PR Billy McCue, KR Michael Posey

BY QUARTERS	1	2	3	4	OT	Total
Iowa State	25	21	31	72	-	149
Opponents	50	84	54	75	-	263

TEAM STATISTICS	Iowa State	Opponents
FIRST DOWNS	177	172
Rushing	65	82
Passing	104	70
Penalty	8	20
RUSHING YARDAGE	1044	1770
Yards Gained	1518	2131
Yards Lost	474	361
Rushing Attempts	433	530
Average Per Rush	2.4	3.4
Average Per Game	94.9	160.9
Rushing TD	5	16
PASSING YARDAGE	2139	1497
Attempts	366	222
Completions	197	102
Interceptions	18	8
Average Per Attempt	5.8	6.7
Average Per Comp.	10.9	14.7
Average Per Game	194.5	136.1
Passing TD	13	16
TOTAL OFFENSE	3183	3267
Total Plays	809	752
Average Per Play	3.9	4.3
Average Per Game	289.4	297.0
KICKOFF RETURNS	35-607	23-426
Average	17.3	18.5
PUNT RETURNS	29-220	28-274
Average	7.6	9.8
INTERCEPTION RETURNS	8-42	18-358
Average	5.3	19.9
FUMBLES-LOST	27-22	39-21
PENALTIES-YARDS	87-688	69-561
Average Per Game	62.5	51.0
PUNTS-YARDS	86-3157	74-2733
Average Per Punt	36.7	36.9
TIME OF POSSESSION	30:36	29:24
TOUCHDOWNS	18	34
Rushing	5	16
Passing	13	16
Return	0	2
PAT Kicks	16-16	26-27
2-point Attempts	1-2	0-2
Field Goals	7-20	10-17
Safeties	0	0
TOTAL POINTS	149	263
AVERAGE PER GAME	13.5	23.9

RUSHING

Player	G	Att	Gain	Loss	Net	Avg.	TD	Lg	Gm
Hanson		155	548	41	507	3.3	2	16	46.1
Davis		71	315	11	304	4.3	1	18	30.4
Poprilo		37	140	10	130	3.5	0	16	21.7
Watson		36	126	17	109	3.0	1	13	27.3
Sperling		19	55	2	53	2.8	0	16	26.5
Hood		54	213	175	38	0.7	1	23	4.6
Posey		11	26	5	21	1.9	0	5	1.9
Hentges		6	20	0	20	3.3	0	12	1.8
Thomas		5	14	0	14	2.8	0	6	2.3
Espinoza		49	61	213	-152	-	0	12	-

PASSING

Player	G	Att-Cmp-Int	Pct.	Yds	TD	Lg	Gm
Espinoza	-	262-143-8	.546	1580	10	71	197.5
Hood	-	103-54-9	.524	559	3	38	69.9
DeGennaro	-	1-0-1	.000	0	0	0	0.0

RECEIVING

Player	G	Rec	Yds	Avg.	TD	Lg
Henderson	-	64	941	14.7	6	71
Hanson	-	29	244	8.4	1	20
Davis	-	29	213	7.4	1	23
Smoldt	-	26	251	9.7	2	23
Minor	-	17	197	11.6	1	21
Gantt	-	11	134	12.2	0	25
Wodka	-	6	56	9.3	0	13
Poprilo	-	4	7	1.8	0	5
Blaney	-	3	32	10.7	0	18
Watson	-	3	18	6.0	0	12
Posey	-	2	39	19.5	1	38
Sperling	-	2	4	2.0	0	2
Thomas	-	1	3	3.0	1	3

SCORING

Player	TD	FG	PAT Kick	PAT Rush	PAT Pass	DXP	Saf	Pts
Bachrodt	0	7-20	16-16	0-0	0-0	0	0	37
Henderson	6	0-0	0-0	0-0	0-0	0	0	36
Hanson	3	0-0	0-0	0-0	0-0	0	0	18
Davis	2	0-0	0-0	0-0	0-0	0	0	12
Smoldt	2	0-0	0-0	0-0	0-0	0	0	12
Posey	1	0-0	0-0	0-0	0-0	0	0	6
Thomas	1	0-0	0-0	0-0	0-0	0	0	6
Watson	1	0-0	0-0	0-0	0-0	0	0	6
Minor	1	0-0	0-0	0-0	0-0	0	0	6
Hood	1	0-0	0-0	0-0	0-0	0	0	6
Wodka	0	0-0	0-0	0-0	1-1	0	0	2
Team	0	0-0	0-0	0-0	0-0	0	1	2

FIELD GOALS

Player	18-29	30-39	40-49	50+	Total	Lg	Blk
Bachordt	4-8	1-4	2-4	0-4	7-20		0

PUNTING

Player	No	Yds	Avg.	Lg	TB	FC	I20	Blk
Thompson	85	3157	37.1	72	-	-	-	-

PUNT RETURNS

Player	No	Yds	Avg	TD	Lg
McCue	27	217	8.0	0	46
J. Dole	2	3	1.5	0	2

KICKOFF RETURNS

Player	No	Yds	Avg	TD	Lg
Posey	21	446	21.2	0	34
Davis	4	56	14.0	0	21
Tucker	4	52	13.0	0	22
Anderson	3	36	12.0	0	16
Thomas	1	17	17.0	0	17
Hentges	1	0	0.0	0	0
Wodka	1	0	0.0	0	0

INTERCEPTIONS

Player	No	Yds	Avg	TD	Lg
Gibson	3	32	10.7	1	22
Williams	2	8	4.0	0	8
Braswell	1	2	2.0	0	2
Davis	1	0	0.0	0	0
Mayze	1	0	0.0	0	0

TOTAL OFFENSE LEADERS

Player	G	Plays	Rush	Pass	Tot	Avg.
A. Espinoza	-	311	152	1580	1428	178.5
Hood	-	157	38	559	597	74.6

ALL PURPOSE LEADERS

Player	G	Rush	Rec	PR	KR	IR	Tot	Avg.
Henderson	-	0	941	0	0	0	941	-
Davis	-	304	213	56	0	0	573	-
Posey	-	21	39	0	446	0	506	-

DEFENSIVE LEADERS

Player	G	Solo	Ast	Tot	TFL	Sack	FR	FF	Blk
Braswell	11	93	49	142	16-52	3-21	0	0	0
Mayze	11	56	63	119	4-28	1-11	0	0	0
Gibson	11	54	44	98	10-27	2-18	0	0	0
Williams	11	38	60	98	1-2	3-19	0	0	0

Date	Team	Result	Att.	AP	FD	Rushing Att	Rushing Yds	Rushing TD	Passing A-C-I	Passing Yds	Passing TD	Total Off. Plays	Total Off. Yds
S14	Iowa State	W, 10-3	42,455	-	17	46	99	0	35-17-2	188	1	81	287
	UTAH STATE			-	17	34	35	0	46-14-2	127	0	80	162
S21	Iowa State	W, 20-17	44,025	-	11	40	95	1	28-8-2	95	0	68	190
	VANDERBILT			-	16	47	112	1	29-13-2	184	1	76	296
S28	Iowa State	L, 3-57	53,202	-	13	42	73	0	33-16-1	157	0	75	230
	IOWA			3	23	40	138	3	40-24-0	357	4	80	495
O5	Iowa State	L, 17-20	42,008	-	19	44	121	0	35-18-2	173	2	79	294
	DRAKE			-	10	46	99	1	22-7-0	51	0	68	150
O12	Iowa State	W, 22-21	43,117	-	23	50	61	3	35-21-2	262	0	85	323
	KANSAS*			-	15	24	47	1	44-23-0	182	0	68	229
O19	Iowa State	L, 6-40	41,215	-	8	30	41	0	30-15-3	136	1	60	177
	COLORADO*			-	13	67	244	3	5-1-0	14	1	72	258
O26	Iowa State	L, 14-59	74,207	-	15	41	122	1	27-15-0	128	1	68	250
	at Oklahoma*			10	25	64	542	7	5-2-0	101	1	69	643
N2	Iowa State	L, 27-28	40,015	-	24	46	142	2	47-24-0	250	1	93	392
	MISSOURI*			-	17	41	146	2	40-17-0	246	1	81	392
N9	Iowa State	L, 0-49	75,920	-	7	29	42	0	27-10-1	95	0	56	137
	at Nebraska*			3	28	83	538	6	8-3-0	35	1	91	573
N16	Iowa State	W, 21-14	17,500	-	21	48	113	1	33-19-0	252	2	81	365
	at Kansas State*			-	13	44	125	0	14-6-1	129	2	58	254
N23	Iowa State	W, 15-10	40,025	-	12	51	152	0	29-9-3	96	1	80	248
	OKLAHOMA STATE*			7	13	31	47	1	44-14-3	206	0	75	253

Head Coach: Jim Criner **Captains:** Jim Luebbers, Anthony Mayze, Kirk Thomas, Bruce Westemeyer
Offense - SE Hughes Suffren, LT Keith Sims, LG Eric Huhndorf, C Channon Mawdsley, RG Vince Jasper, RT Brett Lawrence, TE Jeff Wodka, QB Alex Espinoza, FL Danny Gantt, FB Kirk Thomas, TB Andrew Jackson
Defense - LE Lester Williams, LT Greg Liter, RT Perry Laures, RE Jim Luebbers, WLB Dennis Gibson, MLB Jeff Braswell, SLB Tim Iversen, RCB Terrence Anthony, LCB Milon Pitts, SS Kevin Colon, FS Anthony Mayze
Specialists - P Rick Frank, K Marc Bachrodt, DS John Smith, PR Milon Pits, KR Paul Thibodeaux

BY QUARTERS	1	2	3	4	OT	Total
Iowa State	37	40	33	45	-	155
Opponents	67	102	104	45	-	318

TEAM STATISTICS	Iowa State	Opponents
FIRST DOWNS	170	190
Rushing	75	103
Passing	86	74
Penalty	9	13
RUSHING YARDAGE	1061	2073
Yards Gained	1514	2376
Yards Lost	453	303
Rushing Attempts	467	521
Average Per Rush	2.3	4.0
Average Per Game	96.5	188.5
Rushing TD	8	25
PASSING YARDAGE	1832	1632
Attempts	359	297
Completions	172	124
Interceptions	16	8
Average Per Attempt	5.1	5.5
Average Per Comp.	10.7	13.2
Average Per Game	166.5	148.4
Passing TD	9	11
TOTAL OFFENSE	2893	3705
Total Plays	826	818
Average Per Play	3.5	4.5
Average Per Game	263.0	336.8
KICKOFF RETURNS	36-546	21-312
Average	15.2	14.9
PUNT RETURNS	38-229	34-177
Average	6.0	5.2
INTERCEPTION RETURNS	8-130	17-328
Average	16.3	19.3
FUMBLES-LOST	43-21	31-18
PENALTIES-YARDS	81-626	64-565
Average Per Game	56.9	51.4
PUNTS-YARDS	100-3796	85-3451
Average Per Punt	38.0	40.6
TIME OF POSSESSION	-	-
TOUCHDOWNS	18	39
Rushing	8	25
Passing	9	11
Return	1	3
PAT Kicks	14-16	35-38
2-point Attempts	0-2	1-1
Field Goals	11-16	15-19
Safeties	0	1
TOTAL POINTS	155	318
AVERAGE PER GAME	14.1	28.9

RUSHING

Player	G	Att	Gain	Loss	Net	Avg.	TD	Lg	Gm
A. Jackson	10	113	448	33	415	3.7	2	36	41.5
K. Thomas	11	103	346	20	326	3.2	0	17	29.6
M. Rodgers	8	94	349	26	323	3.4	0	39	40.4
A. Watson	5	35	103	15	88	2.5	1	10	17.6
D. Poprilo	9	12	32	4	28	2.3	3	15	3.1
Henderson	10	1	7	0	7	7.0	0	7	0.7
A. Hood	9	1	7	0	7	7.0	0	7	0.8
D.DeGennaro	7	16	44	39	5	0.3	0	12	0.7
R. Frank	11	1	0	5	-5	-5.0	0	-5	-0.5
A.Espinoza	11	91	178	311	-133	-1.5	2	37	-12.1

PASSING

Player	G	Att-Cmp-Int	Pct.	Yds	TD	Lg	Gm
A. Espinoza	11	330-159-13	.482	1704	8	67	154.9
D.DeGennero	11	26-12-3	.462	119	1	24	17.0
A. Hood	11	3-1-0	.333	9	0	9	1.0

RECEIVING

Player	G	Rec	Yds	Avg.	TD	Lg	Gm
J. Wodka	11	35	390	11.1	0	36	35.5
H. Suffren	10	31	433	14.0	4	67	43.3
A. Jackson	10	29	254	8.8	1	22	25.4
D. Gantt	9	20	259	12.9	1	40	28.8
K. Thomas	11	17	159	9.4	1	22	14.5
M. Rodgers	8	14	84	6.0	0	12	10.5
T. Stawniak	11	6	58	9.7	1	18	5.3
K. Anderson	10	6	52	8.7	0	11	5.2
A. Watson	5	4	40	10.0	0	12	8.0
A. Hood	9	3	39	13.0	1	15	4.3
D. Ross	3	3	38	12.7	0	22	12.7
D. Poprilo	9	2	5	2.5	0	3	0.6
R. Guzzi	2	1	14	14.0	0	14	7.0
J. Henderson	10	1	7	7.0	0	7	0.7

SCORING

Player	TD	FG	PAT Kick	PAT Rush	PAT Pass	DXP	Saf	Pts
R. Frank	0	11-16	14-15	0-0	0-0	0	0	47
H. Suffren	4	0-0	0-0	0-0	0-0	0	0	24
A. Jackson	3	0-0	0-0	0-0	0-0	0	0	18
D. Poprilo	3	0-0	0-0	0-0	0-0	0	0	18
A. Espinoza	2	0-0	0-0	0-0	0-0	0	0	12
D. Gantt	1	0-0	0-0	0-0	0-0	0	0	6
A. Watson	1	0-0	0-0	0-0	0-0	0	0	6
T. Anthony	1	0-0	0-0	0-0	0-0	0	0	6
T. Stawniak	1	0-0	0-0	0-0	0-0	0	0	6
A. Hood	1	0-0	0-0	0-0	0-0	0	0	6
K. Thomas	1	0-0	0-0	0-0	0-0	0	0	6

FIELD GOALS

Player	18-29	30-39	40-49	50+	Total	Lg	Blk
R. Frank	5-6	4-4	1-3	1-3	11-16	52	0

PUNTING

Player	No	Yds	Avg.	Lg	TB	FC	I20	Blk
R. Frank	69	2785	40.4	67	-	-	-	0
B. Reffner	31	1011	32.6	47	-	-	-	0

PUNT RETURNS

Player	No	Yds	Avg	TD	Lg
M. Pitts	22	147	6.7	0	23
J. Dole	10	65	6.5	0	14
T. Anthony	3	4	1.3	0	3
B. Reffner	1	3	3.0	0	3
A. Cheeks	1	2	2.0	0	2

KICKOFF RETURNS

Player	No	Yds	Avg	TD	Lg
Thibodeaux	10	164	16.4	0	30
D. Poprilo	6	116	19.3	0	25
Henderson	6	75	12.5	0	22
J. Dole	4	72	18.0	0	22
Van Hoosen	4	49	12.3	0	20
A. Watson	2	39	19.5	0	47
M. Rodgers	2	38	19.0	0	22
J. Wodka	1	7	7.0	0	7
T. Stawniak	1	-14	-14.0	0	-14

INTERCEPTIONS

Player	No	Yds	Avg	TD	Lg
T. Anthony	3	38	12.7	1	29
D. Gibson	2	40	20.0	0	42
M. Pitts	1	43	43.0	0	43
L. Willamas	1	5	5.0	0	5
B. Reffner	1	4	4.0	0	4

TOTAL OFFENSE LEADERS

Player	G	Plays	Rush	Pass	Tot	Avg.
A.Espinoza	11	421	133	1704	1571	142.8
A.Jackson	10	113	415	0	415	41.5
D.DeGennaro	7	42	5	119	124	17.7

ALL PURPOSE LEADERS

Player	G	Rush	Rec	PR	KR	IR	Tot	Avg.
A.Jackson	10	415	254	0	0	0	669	66.9
M.Rodgers	8	323	84	0	38	0	445	55.6
K.Thomas	11	326	159	0	0	0	485	44.1

DEFENSIVE LEADERS

Player	G	Solo	Ast	Tot	TFL	Sack	FR	FF	Blk
D. Gibson	11	56	40	96	7-29	2-15	0	2	0
J. Braswell	10	54	28	82	11-36	0-0	0	1	0
L. Williams	11	34	41	72	8-2	2-8	0	1	0

1986 (6-5, 3-4 BIG EIGHT, 5TH)

Date	Team	Result	Att.	AP	FD	Rushing Att	Rushing Yds	Rushing TD	Passing A-C-I	Passing Yds	Passing TD	Total Off. Plays	Total Off. Yds
S13	Iowa State	L, 7-43	67,700	-	8	30	(-11)	0	31-11-1	136	1	61	125
	at Iowa			-	29	50	226	2	32-21-1	354	3	83	580
S20	Iowa State	W, 64-9	36,650	-	26	43	153	5	32-20-0	298	3	75	451
	INDIANA STATE			-	14	48	107	0	28-8-1	111	1	76	218
S27	Iowa State	W, 36-14	35,212	-	19	44	134	0	33-16-1	249	4	77	383
	WICHITA STATE			-	12	40	59	0	25-13-0	196	2	65	255
O4	Iowa State	W, 21-10	39,710	-	16	54	228	2	25-13-0	181	1	79	409
	WYOMING			-	13	29	40	0	51-17-0	230	0	80	270
O11	Iowa State	W, 13-10	20,500	-	26	46	114	0	36-25-2	277	1	82	391
	at Kansas*			-	11	33	102	0	20-5-0	80	0	53	182
O18	Iowa State	L, 3-31	41,215	-	8	33	47	0	29-17-0	144	0	62	191
	at Colorado*			-	21	66	303	4	8-3-0	36	0	74	339
O25	Iowa State	L, 0-38	43,190	-	6	31	27	0	21-5-0	40	0	52	67
	OKLAHOMA*			5	19	74	397	4	8-2-0	95	1	82	492
N1	Iowa State	W, 37-14	35,870	-	23	48	199	1	32-22-1	289	3	80	488
	at Missouri*			-	12	42	81	1	26-11-1	146	1	68	227
N8	Iowa State	L, 14-35	48,007	-	11	36	126	1	24-10-1	74	1	60	200
	NEBRASKA*			7	23	74	310	4	9-1-0	(-3)	0	83	307
N15	Iowa State	W, 48-19	32,305	-	21	42	197	2	29-15-2	310	4	71	507
	KANSAS STATE*			-	13	56	235	2	9-5-0	161	1	65	396
N22	Iowa State	L, 14-21	34,000	-	13	33	46	2	31-13-1	201	0	64	247
	at Oklahoma State*			-	16	35	66	0	36-18-1	195	3	71	261

Head Coach: Jim Criner; Chuck Banker (served as interim HC for final two games of season).
Captains: Alex Espinoza, Dennis Gibson, Jeff Hansel
Offense - SE Robbie Minor, LT Keith Sims, LG Eric Huhndorf, C Channon Mawdsley, RG Vince Jasper, RT Brett Lawrence, Tom Stawniak, QB Alex Espinoza, FL Tom Schulting, FB Joe Henderson, TB Andrew Jackson
Defense - LE Scott Benson, LT Greg Liter, RT Bill Berthusen, RE Robert Dabney, SLB Dennis Gibson, MLB Chris Moore, WLB Darrin Trieb, RCB Terrence Anthony, LCB Aaron Manning, SS Milon Pitts, FS Brian Reffner
Specialists - P/K Rick Frank, DS John Smith, PR/KR Jeff Dole

BY QUARTERS	1	2	3	4	OT	Total
Iowa State	21	85	73	78	-	257
Opponents	61	70	44	69	-	244

TEAM STATISTICS	Iowa State	Opponents
FIRST DOWNS	181	183
Rushing	70	107
Passing	100	56
Penalty	11	20
RUSHING YARDAGE	1260	1926
Yards Gained	1632	2345
Yards Lost	372	419
Rushing Attempts	440	547
Average Per Rush	2.9	3.5
Average Per Game	114.5	175.1
Rushing TD	13	17
PASSING YARDAGE	2183	1601
Attempts	323	253
Completions	166	104
Interceptions	10	4
Average Per Attempt	4.3	6.3
Average Per Comp.	13.2	15.4
Average Per Game	198.5	145.5
Passing TD	18	13
TOTAL OFFENSE	3443	3527
Total Plays	440	547
Average Per Play	4.7	4.6
Average Per Game	313.0	320.6
KICKOFF RETURNS	38-677	33-562
Average	17.8	17.0
PUNT RETURNS	34-292	36-354
Average	8.6	9.8
INTERCEPTION RETURNS	4-73	10-24
Average	18.3	2.4
FUMBLES-LOST	22-13	28-16
PENALTIES-YARDS	83-734	75-646
Average Per Game	66.7	58.7
PUNTS-YARDS	82-3426	86-3439
Average Per Punt	41.8	40.0
TIME OF POSSESSION	-	-
TOUCHDOWNS	32	32
Rushing	13	17
Passing	18	13
Return	1	2
PAT Kicks	30-32	28-30
2-point Attempts	0-0	0-2
Field Goals	11-17	8-9
Safeties	0	0
TOTAL POINTS	257	244
AVERAGE PER GAME	23.4	22.2

RUSHING

Player	G	Att	Gain	Loss	Net	Avg.	TD	Lg	Gm
A. Jackson	11	143	496	41	455	3.2	1	20	41.4
J.Henderson	11	122	472	36	436	3.6	4	35	39.6
C. Warren	11	30	154	6	148	4.9	2	58	13.5
S. Nickerson	8	34	139	8	131	3.9	1	21	16.4
M. Brown	4	13	65	0	65	5.0	1	12	16.3
A. Espinoza	11	78	239	243	-4	-0.1	2	29	-0.4
T. Kiska	4	8	33	0	33	4.1	1	18	8.3
B. Sadek	11	11	34	29	5	0.5	1	7	0.5
E. Brown	11	1	0	9	-9	-9.0	0	-9	-0.8

PASSING

Player	G	Att-Cmp-Int	Pct.	Yds	TD	Lg	Gm
Espinoza	11	299-153-10	.512	2023	15	54	183.9
Sadek	11	22-12-0	.545	179	3	24	16.3
E. Brown	11	1-0-0	0.00	0	0	0	0.0

RECEIVING

Player	G	Rec	Yds	Avg.	TD	Lg	Gm
Minor	11	35	592	16.9	4	54	53.8
D. Ross	11	23	312	13.6	0	35	28.4
A. Jackson	11	21	97	4.6	1	15	8.8
Henderson	11	18	175	9.7	3	38	15.9
Schulting	11	16	234	14.6	2	31	21.3
E. Bridges	11	15	330	22.0	2	49	30.0
E. Brown	11	9	159	17.7	3	33	14.5
M. Busch	11	7	90	12.9	1	21	8.2
T. Stawniak	11	7	75	10.7	1	18	6.8
C. Warren	11	6	48	8.0	0	14	4.4
Lester	11	2	18	9.0	1	14	1.6
M. Brown	5	1	24	24.0	0	24	4.8
Nickerson	8	1	4	4.0	0	4	0.5
Hoskins	11	1	-19	0.0	0	-19	-1.7

SCORING

Player	TD	FG	PAT-Kick	PAT-Rush	PAT-Pass	DXP	Saf	Pts
R. Frank	0	11-17	30-32	0-0	0-0	0	0	63
Henderson	7	0-0	0-0	0-0	0-0	0	0	42
R. Minor	4	0-0	0-0	0-0	0-0	0	0	24
E. Brown	3	0-0	0-0	0-0	0-0	0	0	18
E. Bridges	2	0-0	0-0	0-0	0-0	0	0	12
Schulting	2	0-0	0-0	0-0	0-0	0	0	12
A. Espinoza	2	0-0	0-0	0-0	0-0	0	0	12
A. Jackson	2	0-0	0-0	0-0	0-0	0	0	12
C. Warren	2	0-0	0-0	0-0	0-0	0	0	12
Berthusen	1	0-0	0-0	0-0	0-0	0	0	6
Kiska	1	0-0	0-0	0-0	0-0	0	0	6
Nickerson	1	0-0	0-0	0-0	0-0	0	0	6
Stawniak	1	0-0	0-0	0-0	0-0	0	0	6
Busch	1	0-0	0-0	0-0	0-0	0	0	6
B. Sadek	1	0-0	0-0	0-0	0-0	0	0	6
M. Brown	1	0-0	0-0	0-0	0-0	0	0	6
M. Lester	1	0-0	0-0	0-0	0-0	0	0	6

FIELD GOALS

Player	18-29	30-39	40-49	50+	Total	Lg	Blk
R. Frank	6-6	3-4	2-4	0-3	11-17	48	0

PUNTING

Player	No	Yds	Avg.	Lg	TB	FC	I20	Blk
R. Frank	81	3422	42.2	68	-	-	-	0

PUNT RETURNS

Player	No	Yds	Avg	TD	Lg
J. Dole	33	287	8.7	0	27
T. Schulting	1	5	5.0	0	5

KICKOFF RETURNS

Player	No	Yds	Avg	TD	Lg
J. Dole	21	416	19.8	0	31
A. Jackson	10	169	16.9	0	23
Henderson	7	92	13.1	0	27

INTERCEPTIONS

Player	No	Yds	Avg	TD	Lg
T. Anthony	2	35	17.5	0	32
D. Gibson	1	29	29.0	0	29
K. Colon	1	9	9.0	0	9

TOTAL OFFENSE LEADERS

Player	G	Plays	Rush	Pass	Tot	Avg.
Espinoza	11	377	-4	2023	2019	183.5

ALL PURPOSE LEADERS

Player	G	Rush	Rec	PR	KR	IR	Tot	Avg.
Espinoza	-	-4	2023	0	0	0	2019	-
Jackson	-	455	97	0	169	0	721	-
Henderson	-	436	175	0	92	0	703	-

DEFENSIVE LEADERS

Player	G	Solo	Ast	Tot	TFL	Sack	FR	FF	Blk
C. Moore	11	29	56	145	7-31	1-10	1	4	0
D. Gibson	9	56	38	94	3-15	2-12	1	3	0
G. Liter	11	49	33	82	11-38	5-32	0	1	0
D. Trieb	11	48	32	80	10-44	3-16	2	3	0

Date	Team	Result	Att.	AP	FD	Rushing Att	Rushing Yds	Rushing TD	Passing A-C-I	Passing Yds	Passing TD	Total Off. Plays	Total Off. Yds
S12	Iowa State	L, 12-25	27,561	-	24	48	181	0	40-22-1	218	0	88	399
	at Tulane			-	16	33	104	1	23-15-1	183	2	56	287
S19	Iowa State	L, 9-48	54,101	-	12	35	56	0	34-13-3	155	0	69	211
	IOWA			-	26	49	247	5	23-17-0	202	1	72	449
S26	Iowa State	L, 17-34	18,386	-	20	68	162	1	23-11-1	166	1	91	328
	at Wyoming			-	21	30	199	2	27-14-1	236	2	57	435
O3	Iowa State	L, 3-56	36,050	-	5	44	21	0	9-2-0	52	0	53	73
	OKLAHOMA*			1	28	64	531	7	11-5-0	77	1	75	608
O10	Iowa State	W, 39-38	46,515	-	27	51	165	3	29-15-0	295	2	80	460
	NORTHERN IOWA			-	26	46	212	4	33-20-1	285	1	79	497
O17	Iowa State	L, 17-42	35,888	-	22	45	119	0	40-20-1	200	2	85	319
	MISSOURI*			-	19	50	328	4	14-7-0	116	1	64	444
O24	Iowa State	W, 42-28	28,300	-	25	53	334	4	23-11-1	147	0	76	481
	at Kansas*			-	26	53	265	4	27-18-2	281	0	80	546
O31	Iowa State	L, 10-42	34,920	-	16	38	100	1	29-16-1	139	0	67	239
	COLORADO*			-	23	64	413	5	10-5-0	101	1	73	514
N7	Iowa State	L, 3-42	76,001	-	12	38	66	0	21-11-1	146	0	59	212
	at Nebraska*			2	30	70	604	6	12-6-1	62	0	82	666
N14	Iowa State	W, 16-14	33,516	-	17	52	240	1	18-9-1	98	0	70	338
	KANSAS STATE*			-	20	46	97	1	28-19-2	241	1	74	338
N21	Iowa State	L, 27-48	33,400	-	27	46	200	1	40-22-1	277	2	86	477
	at Oklahoma State*			13	23	44	413	6	17-10-2	127	1	61	540

Head Coach: Jim Walden **Captains:** Eddie Bridges, Chris Moore, Randy Richards, Brett Sadek
Offense - SE Dennis Ross, LT Ben Mitchell, LG Trent Van Hoosen, C David Heyn, RG Rick Wells, RT Gene Williams, TE Mike Busch, QB Brett Sadek, FL Eddie Bridges, RB Joe Henderson, RB Edwin Jones
Defense - LE Robert Dabney, LT Alan Patten, RT Randy Bern, RE Tom Stawniak, SLB Randy Richards, MLB Chris Moore, WLB Charles Vondra, RCB Ray Carreathers, LCB Lopez Williams, SS Jeff Dole, FS Tim Baker
Specialists - P Judge Johnston, K Jeff Shudak, HO Derek DeGennaro, LS John Smith PR Marcus Robertson, KR Eddie Bridges

BY QUARTERS	1	2	3	4	OT	Total
Iowa State	57	60	40	38	-	195
Opponents	89	136	65	127	-	417

TEAM STATISTICS	Iowa State	Opponents
FIRST DOWNS	207	258
Rushing	96	160
Passing	98	91
Penalty	13	7
RUSHING YARDAGE	1644	3416
Yards Gained	1982	3588
Yards Lost	338	172
Rushing Attempts	518	549
Average Per Rush	3.2	6.2
Average Per Game	149.5	310.5
Rushing TD	10	43
PASSING YARDAGE	1893	1911
Attempts	306	225
Completions	154	136
Interceptions	11	10
Average Per Attempt	6.2	8.5
Average Per Comp.	12.3	14.1
Average Per Game	172.1	173.7
Passing TD	8	13
TOTAL OFFENSE	3537	5327
Total Plays	824	773
Average Per Play	4.3	6.9
Average Per Game	321.5	484.3
KICKOFF RETURNS	57-847	37-665
Average	14.3	17.7
PUNT RETURNS	15-93	26-144
Average	6.2	5.5
INTERCEPTION RETURNS	10-79	11-69
Average	7.9	6.3
FUMBLES-LOST	26-14	36-20
PENALTIES-YARDS	55-419	69-582
Average Per Game	38.1	53.0
PUNTS-YARDS	59-2116	32-1196
Average Per Punt	35.9	37.4
TIME OF POSSESSION	-	-
TOUCHDOWNS	19	57
Rushing	10	43
Passing	8	13
Return	1	1
PAT Kicks	17-17	51-54
2-point Attempts	51-54	3-3
Field Goals	20-25	6-9
Safeties	0	0
TOTAL POINTS	195	417
AVERAGE PER GAME	17.7	37.9

RUSHING

Player	G	Att	Gain	Loss	Net	Avg.	TD	Lg	Gm
Henderson	11	262	1250	18	1232	4.7	5	32	112.0
E. Jones	9	50	169	3	166	3.3	1	14	18.4
Thibodeaux	9	14	115	1	114	8.1	1	73	12.7
M. Brown	3	23	95	1	94	4.1	1	26	31.3
Nickerson	8	21	67	3	64	3.0	0	15	8.0
Sadek	10	84	153	132	21	0.3	2	9	2.1
Ross	10	3	9	0	9	3.0	0	5	0.9
Glotfelty	2	11	31	38	-7	-0.6	0	16	-3.5
Degenarro	10	35	40	119	-79	-2.3	0	12	-7.9

PASSING

Player	G	Att-Cmp-Int	Pct.	Yds	TD	Lg	Gm
Sadek	10	229-117-6	.511	1443	7	46	144.3
DeGennaro	11	73-37-5	.507	450	1	64	40.9
Glotfelty	2	3-0-0	.000	0	0	0	0.0
Ross	10	1-0-0	.000	0	0	0	0.0

RECEIVING

Player	G	Rec	Yds	Avg.	TD	Lg	Gm
D. Ross	10	53	673	12.7	4	39	67.3
T. Schulting	11	31	443	14.3	1	42	40.3
E. Bridges	11	26	324	12.5	2	46	29.5
M. Busch	11	21	253	12.0	0	24	23.0
J. Hederson	11	14	73	5.2	0	12	6.6
S. Nickerson	8	2	12	6.0	0	9	1.5
H. Suffren	4	1	64	64.0	1	64	16.0
P. Thibodeaux	9	1	15	15.0	0	15	1.7
J. Johnston	11	1	10	10.0	0	10	0.9
C. Mahoney	9	1	6	6.0	0	6	0.7
M. Brown	3	1	7	7.0	0	7	2.3
E. Jones	9	1	5	5.0	0	5	1.7

SCORING

Player	TD	FG	PAT Kick	PAT Rush	PAT Pass	DXP	Saf	Pts
J. Shudak	0	20-25	17-17	0-0	0-0	0	0	77
Henderson	5	0-0	0-0	0-0	0-0	0	0	30
D. Ross	4	0-0	0-0	1-1	0-0	0	0	26
E. Bridges	2	0-0	0-0	0-0	0-0	0	0	12
B. Sadek	2	0-0	0-0	0-0	0-0	0	0	12
E. Jones	1	0-0	0-0	1-1	0-0	0	0	8
H. Suffren	1	0-0	0-0	0-0	0-0	0	0	6
Schulting	1	0-0	0-0	0-0	0-0	0	0	6
M. Brown	1	0-0	0-0	0-0	0-0	0	0	6
A. Hoskins	1	0-0	0-0	0-0	0-0	0	0	6
Thibodeaux	1	0-0	0-0	0-0	0-0	0	0	6

FIELD GOALS

Player	18-29	30-39	40-49	50+	Total	Lg	Blk
J. Shudak	7-7	9-11	3-4	1-3	20-25	50	0

PUNTING

Player	No	Yds	Avg.	Lg	TB	FC	I20	Blk
J. Johnston	58	2087	36.0	55	-	-	-	0
S. Boals	1	29	29.0	29	-	-	-	0

PUNT RETURNS

Player	No	Yds	Avg	TD	Lg
M. Robertson	10	67	6.7	0	17
J. Dole	5	29	5.2	0	11

KICKOFF RETURNS

Player	No	Yds	Avg	TD	Lg
E. Bridges	32	577	18.0	0	30
D. Ross	14	173	12.4	0	23
Thibodeaux	4	42	10.5	0	16
T. Schulting	2	21	10.5	0	17
H. Suffren	1	18	18.0	0	18
M. Brown	1	16	16.0	0	16
J. Bauer	1	0	0.0	0	0
M. Busch	1	0	0.0	0	0
J. Martin	1	0	0.0	0	0

INTERCEPTIONS

Player	No	Yds	Avg	TD	Lg
L. Williams	2	8	4.0	0	8
C. Moore	2	3	1.5	0	3
A. Hoskins	2	30	15.0	1	25
M. Robertson	1	23	23.0	0	23
R. Carreathers	1	15	15.0	0	0
C. Vondra	1	0	0.0	0	0
T. Stawniak	1	0	0.0	0	0

TOTAL OFFENSE LEADERS

Player	G	Plays	Rush	Pass	Tot	Avg.
B. Sadek	10	84	21	1443	1464	146.4
DeGannaro	11	35	-79	450	371	33.7

ALL PURPOSE LEADERS

Player	G	Rush	Rec	PR	KR	IR	Tot	Avg.
Henderson	11	1232	0	0	0	0	1232	-
E. Bridges	11	0	324	0	577	0	901	-
Ross	10	9	673	0	173	0	855	-

DEFENSIVE LEADERS

Player	G	Solo	Ast	Tot	TFL	Sack	FR	FF	Blk
J. Dole	11	58	40	98	5-9	0-0	4	3	0
C. Moore	8	42	56	98	1-1	0-0	1	1	0
R. Richards	11	34	40	74	2-17	1-6	1	1	0
R. Dabney	11	38	36	74	0-0	0-0	0	0	0

1988 (5-6, 3-4 BIG EIGHT, 5TH)

						Rushing			Passing			Total Off.	
Date	Team	Result	Att.	AP	FD	Att	Yds	TD	A-C-I	Yds	TD	Plays	Yds
S10	Iowa State	W, 30-13	41,780	-	15	42	190	2	17-8-0	130	0	59	320
	TULANE			-	19	41	164	1	33-16-1	172	0	74	336
S17	Iowa State	L, 0-35	42,913	-	5	36	51	0	17-7-0	53	0	53	104
	BAYLOR			-	14	46	110	5	23-9-0	192	0	69	302
S24	Iowa State	L, 3-10	67,700	-	17	40	116	0	29-12-2	238	0	69	354
	at Iowa			-	20	49	214	0	22-11-0	129	1	71	343
O1	Iowa State	L, 7-35	75,004	-	7	39	32	0	18-11-0	81	1	57	113
	at Oklahoma*			10	18	56	313	3	6-5-0	113	2	62	426
O8	Iowa State	W, 20-17	46,219	-	15	39	202	1	13-8-1	157	1	52	359
	NORTHERN IOWA			-	23	50	155	2	27-20-0	251	0	77	406
O15	Iowa State	W, 21-3	43,206	-	15	46	142	0	14-10-0	141	3	60	283
	at Missouri*			-	20	50	235	0	23-11-2	182	0	73	417
O22	Iowa State	W, 42-14	43,180	-	28	58	270	5	20-14-1	233	1	78	503
	KANSAS*			-	22	36	134	2	35-20-1	224	0	71	358
O29	Iowa State	L, 12-24	37,241	-	21	41	180	0	29-16-6	134	0	70	314
	at Colorado*			-	18	56	339	3	10-4-2	71	1	66	410
N5	Iowa State	L, 16-51	50,158	-	13	39	148	1	17-7-1	103	1	56	251
	NEBRASKA*			7	29	68	566	6	10-5-0	71	1	78	637
N12	Iowa State	W, 16-7	10,850	-	18	60	224	2	10-6-2	112	0	70	336
	at Kansas State*			-	14	32	96	1	31-19-0	139	0	63	235
N19	Iowa State	L, 28-49	38,163	-	24	59	275	3	22-13-2	142	0	81	417
	OKLAHOMA STATE*			13	20	40	333	5	14-8-1	83	2	54	416

Head Coach: Jim Walden **Captains:** Jeff Dole, Joe Henderson, David Heyn, Anthony Hoskins
Offense - SE Dennis Ross, LT Ben Mitchell, LG Rick Wells, C David Heyn, RG Keith Sims, RT Gene Williams, TE Mike Busch, QB Bret Oberg, FL Eddie Brown, RB Joe Henderson, RB Edwin Jones
Defense - LE Mark Foley, LT Alan Patten, RT Matthew Rehberg, RE Randy Bern, SLB Robert Lendino, MLB Mike Shane, WLB Anthony Hoskins, RCB Ray Carreathers, LCB Marcus Robertson, SS Jeff Dole, FS Tim Baker
Specialists - P Judge Johnston, K Jeff Shudak, HO Derek DeGennaro, PR Jeff Dole, KR Jeff Dole

BY QUARTERS	1	2	3	4	OT	Total
Iowa State	50	54	49	42	-	195
Opponents	49	81	49	79	-	258

TEAM STATISTICS	Iowa State	Opponents
FIRST DOWNS	178	217
Rushing	97	137
Passing	67	72
Penalty	14	8
RUSHING YARDAGE	1830	2649
Yards Gained	2142	2906
Yards Lost	312	247
Rushing Attempts	499	524
Average Per Rush	3.7	5.1
Average Per Game	166.5	240.8
Rushing TD	14	28
PASSING YARDAGE	1524	1595
Attempts	206	228
Completions	112	128
Interceptions	15	7
Average Per Attempt	7.4	6.7
Average Per Comp.	13.6	12.5
Average Per Game	138.5	145.0
Passing TD	7	6
TOTAL OFFENSE	3354	4244
Total Plays	705	758
Average Per Play	4.8	5.6
Average Per Game	304.9	385.8
KICKOFF RETURNS	31-466	25-364
Average	15.0	14.6
PUNT RETURNS	14-60	21-108
Average	4.3	5.1
INTERCEPTION RETURNS	8-94	13-115
Average	13.4	8.8
FUMBLES-LOST	25-9	30-19
PENALTIES-YARDS	68-484	63-504
Average Per Game	44.0	45.8
PUNTS-YARDS	58-2288	55-2109
Average Per Punt	39.4	39.8
TIME OF POSSESSION	-	-
TOUCHDOWNS	23	34
Rushing	14	28
Passing	7	6
Return	1	2
PAT Kicks	19-21	31-33
2-point Attempts	1-2	1-1
Field Goals	12-17	7-12
Safeties	0	0
TOTAL POINTS	195	285
AVERAGE PER GAME	17.7	25.9

RUSHING

Player	G	Att	Gain	Loss	Net	Avg.	TD	Lg	Gm
Henderson	11	242	1090	50	1040	4.3	9	73	94.5
C. Warren	10	93	404	17	387	4.2	3	25	38.7
Wilkinson	6	22	125	8	117	5.3	0	63	19.5
Thibodeaux	5	11	108	1	107	9.7	2	67	21.4
Nickerson	3	14	77	3	74	5.3	0	21	24.7
B. Oberg	11	102	276	224	52	0.5	0	17	4.7
E. Brown	11	3	32	0	32	10.7	0	13	2.9
Pedersen	4	8	26	0	26	3.3	0	6	6.5
Pedersen	5	1	0	1	-1	-1.0	0	0	-0.2
DeGennaro	5	3	4	8	-4	-1.3	0	2	-0.8

PASSING

Player	G	Att-Cmp-Int	Pct.	Yds	TD	Lg	Gm
Oberg	11	179-99-15	.553	1360	6	58	123.6
DeGennaro	5	17-8-0	.471	113	1	35	22.6
Pedersen	5	8-4-0	.500	41	0	25	8.2
Johnston	11	1-1-0	1.00	10	0	10	0.9
E. Brown	11	1-0-0	.000	0	0	0	0.0

RECEIVING

Player	G	Rec	Yds	Avg.	TD	Lg	Gm
D. Ross	10	39	506	13.0	3	35	50.6
M. Busch	10	27	343	12.7	1	33	34.3
E. Brown	11	18	403	22.4	2	58	36.6
J. Henderson	11	9	120	13.3	1	40	10.9
J. Glotfelty	11	5	49	9.8	0	-17	4.6
R. Wilkinson	6	2	32	16.0	0	25	5.3
S. Nickerson	3	2	24	12.0	0	18	8.0
C. Warren	10	2	10	5.0	0	6	1.0
G. Pedersen	5	2	9	4.5	0	10	1.8
C. Mahoney	10	1	12	12.0	0	12	1.2
P. Thibodeaux	5	1	14	14.0	0	14	2.8
T. Moore	10	1	9	9.0	0	9	0.9
T. Van Hoosen	11	1	-7	-0.7	0	-7	-0.6

SCORING

			--------PAT--------						
Player	TD	FG	Kick	Rush	Pass	DXP	Saf	Pts
J.Henderson	10	0-0	0-0	1-1	0-0	0	0	62
J. Shudak	0	12-17	19-21	0-0	0-0	0	0	55
C. Warren	3	0-0	0-0	0-0	0-0	0	0	18
D. Ross	3	0-0	0-0	0-0	0-0	0	0	18
E. Brown	2	0-0	0-0	0-0	0-0	0	0	12
P.Thibodeaux	2	0-0	0-0	0-0	0-0	0	0	12
J. Bauer	1	0-0	0-0	0-0	0-0	0	0	6
M. Busch	1	0-0	0-0	0-0	0-0	0	0	6
J. Dole	1	0-0	0-0	0-0	0-0	0	0	6

FIELD GOALS

Player	18-29	30-39	40-49	50+	Total	Lg	Blk
J. Shudak	3-3	3-4	4-4	2-6	12-17	55	0

PUNTING

Player	No	Yds	Avg.	Lg	TB	FC	I20	Blk
J. Johnston	58	2288	39.4	80	-	-	-	0

PUNT RETURNS

Player	No	Yds	Avg	TD	Lg
M. Robertson	14	60	4.3	0	15

KICKOFF RETURNS

Player	No	Yds	Avg	TD	Lg
R. Johnson	15	238	15.5	0	38
R. Wilkinson	7	140	20.0	0	23
E. Brown	6	60	10.0	0	17
Thibodeaux	2	28	14.0	0	22
C. Welding	1	0	0.0	0	0

INTERCEPTIONS

Player	No	Yds	Avg	TD	Lg
M. Robertson	3	30	10.0	0	22
R. Carreathers	2	8	4.0	0	8
J. Dole	1	48	48.0	1	48
M. Shane	1	8	8.0	0	8
R. Johnson	1	0	0.0	0	0

TOTAL OFFENSE LEADERS

Player	G	Plays	Rush	Pass	Tot	Avg.
B. Oberg	11	102	52	1360	1412	128.4

ALL PURPOSE LEADERS

Player	G	Rush	Rec	PR	KR	IR	Tot	Avg.
Henderson	-	1040	0	0	0	0	1040	-
Ross	-	0	506	0	0	0	506	-
E. Brown	-	32	403	0	60	0	495	-

DEFENSIVE LEADERS

Player	G	Solo	Ast	Tot	TFL	Sack	FR	FF	Blk
J. Dole	11	68	67	135	2-15	1-8	3	4	0
T. Baker	11	56	39	95	1-4	0-0	0	1	0
Hoskins	11	42	40	82	3-21	4-24	0	2	0

						Rushing			Passing			Total Off.	
Date	Team	Result	Att.	AP	FD	Att	Yds	TD	A-C-I	Yds	TD	Plays	Yds
S9	Iowa State	W, 28-3	41,614	-	19	45	274	3	14-8-1	150	1	59	424
	OHIO			-	16	50	193	0	20-8-1	98	0	70	291
S16	Iowa State	L, 20-30	45,410	-	24	46	105	2	25-18-2	231	0	71	336
	MINNESOTA			-	16	40	146	2	19-12-0	220	2	59	366
S23	Iowa State	L, 21-31	54,458	-	15	46	78	2	19-12-0	216	1	65	294
	IOWA			-	20	37	148	0	33-20-1	276	3	70	424
S30	Iowa State	W, 25-24	20,156	-	12	33	204	3	16-10-0	186	0	49	413
	at Tulane			-	32	40	172	2	45-31-1	277	1	85	449
O7	Iowa State	W, 24-20	31,500	-	24	49	255	2	24-14-0	275	1	73	530
	at Kansas*			-	27	36	124	2	48-27-0	411	1	84	535
O14	Iowa State	L, 17-52	41,515	-	21	37	132	2	27-16-2	171	0	64	303
	COLORADO*			3	29	60	447	5	12-10-0	215	2	72	662
O21	Iowa State	L, 40-43	40,812	-	30	49	202	2	49-27-2	407	4	98	609
	OKLAHOMA*			25	15	41	236	3	6-2-1	77	1	47	313
O28	Iowa State	L, 17-49	76,371	-	26	47	190	2	24-14-0	158	0	71	348
	at Nebraska*			4	23	61	468	5	7-3-0	62	2	68	530
N4	Iowa State	W, 36-11	40,332	-	28	56	360	5	16-13-1	179	0	72	539
	KANSAS STATE*			-	18	27	64	1	39-26-2	288	0	66	352
N11	Iowa State	W, 35-21	36,538	-	28	59	276	3	27-18-0	239	2	86	515
	at Missouri*			-	13	26	106	1	25-14-2	178	2	51	284
N18	Iowa State	W, 31-21	33,200	-	22	57	334	4	14-7-1	85	0	71	419
	at Oklahoma State*			-	21	32	89	0	45-25-2	315	3	74	404

Head Coach: Jim Walden **Captains:** Tim Baker, Mike Busch, Mike Shane, Paul Thibodeaux
Offense -WR Troy Moore, LT Gene Williams, LG Rick Wells, C Keith Sims, RG Trent Van Hoosen, RT Dave Benoit, TE Mike Busch, QB Bret Oberg, FL Tyrone Williams, RB Blaise Bryant, RB Ron Wilkinson
Defense - LE Matt Rehberg, LT Phil Navarro, RT Don Edwards, RE Randy Bern, SLB Larry Ratigan, MLB Mike Shane, WLB Charles Vondra, RCB Dave Elder, LCB Marcus Robertson, SS Tim Baker, FS Mark DouBrava
Specialists - P Judge Johnston, K Jeff Shudak, HO Judge Johnston, DS Dave Benoit, PR Marcus Robertson, KR Randono Johnson

BY QUARTERS	1	2	3	4	OT	Total
Iowa State	63	109	48	74	-	294
Opponents	86	92	64	60	-	305

TEAM STATISTICS	Iowa State	Opponents
FIRST DOWNS	249	230
Rushing	134	119
Passing	96	103
Penalty	19	8
RUSHING YARDAGE	2410	2193
Yards Gained	2658	2421
Yards Lost	248	228
Rushing Attempts	524	450
Average Per Rush	4.6	4.9
Average Per Game	219.1	199.4
Rushing TD	30	21
PASSING YARDAGE	2297	2417
Attempts	254	296
Completions	157	178
Interceptions	9	10
Average Per Attempt	9.0	8.2
Average Per Comp.	14.6	13.6
Average Per Game	208.8	219.7
Passing TD	9	17
TOTAL OFFENSE	4707	4610
Total Plays	778	746
Average Per Play	6.1	6.2
Average Per Game	427.9	419.1
KICKOFF RETURNS	38-663	34-514
Average	17.4	15.1
PUNT RETURNS	10-47	10-47
Average	5.9	4.7
INTERCEPTION RETURNS	10-63	9-127
Average	6.3	14.1
FUMBLES-LOST	28-15	18-10
PENALTIES-YARDS	58-455	74-641
Average Per Game	41.0	58.0
PUNTS-YARDS	33-1345	37-1445
Average Per Punt	40.8	39.1
TIME OF POSSESSION	-	-
THIRD DOWN CONV.	78/152	77/149
Conversion Rate	51%	52%
TOUCHDOWNS	39	40
Rushing	30	21
Passing	9	17
Return	0	1
PAT Kicks	29-31	36-37
2-point Attempts	5-7	3-4
Field Goals	7-10	7-8
Safeties	0	0
TOTAL POINTS	294	305
AVERAGE PER GAME	26.7	27.7

RUSHING

Player	G	Att	Gain	Loss	Net	Avg.	TD	Lg	Gm
B. Bryant	11	299	1566	50	1516	5.1	19	72	137.8
Wilkinson	10	51	294	1	293	5.7	3	35	29.3
B. Oberg	11	110	442	169	273	2.5	5	22	24.8
Thibodeaux	11	29	143	9	134	4.6	2	17	12.2
C. Pedersen	9	11	92	17	75	6.8	0	22	8.3
S. Williams	1	12	69	1	68	5.7	1	18	68.0
H. Warmack	6	9	30	1	29	3.2	0	13	4.8
S. Lester	8	1	12	0	12	12.0	0	12	1.5
P. Blazek	3	1	4	0	4	4.0	0	4	1.3

PASSING

Player	G	Att-Cmp-Int	Pct.	Yds	TD	Lg	Gm
B. Oberg	11	245-152-9	.620	2242	9	71	203.8
C. Pedersen	8	8-4-0	.500	59	0	25	7.4
J. Johnston	11	1-1-0	1.00	-4	0	-4	-0.4

RECEIVING

Player	G	Rec	Yds	Avg.	TD	Lg	Gm
S. Lester	8	46	612	13.3	3	71	76.5
M. Busch	11	23	375	16.3	2	43	34.1
Glotfelty	10	22	394	17.9	2	66	39.4
B. Bryant	11	20	202	10.1	0	29	18.4
T. Moore	10	17	305	17.9	1	36	30.5
T. Williams	11	13	282	21.7	1	42	25.6
Wilkinson	10	9	63	7.0	0	15	6.3
C. Mahoney	4	3	52	17.3	0	25	13.0
Thibodeaux	11	2	-1	-0.5	0	3	-0.1
J. Johnston	11	1	15	15.0	0	15	1.4
B. Oberg	11	1	-2	-2.0	0	-2	0.1

SCORING

			PAT					
Player	TD	FG	Kick	Rush	Pass	DXP	Saf	Pts
B. Bryant	19	0-0	0-0	3-4	0-0	0	0	120
J. Shudak	0	7-10	29-30	0-0	0-0	0	0	50
B. Oberg	5	0-0	0-0	1-2	0-0	0	0	32
Wilkinson	3	0-0	0-0	1-1	0-0	0	0	20
S. Lester	3	0-0	0-0	0-0	0-0	0	0	18
Glotfelty	2	0-0	0-0	0-0	0-0	0	0	12
M. Busch	2	0-0	0-0	0-0	0-0	0	0	12
Thibodeaux	2	0-0	0-0	0-0	0-0	0	0	12
T. Williams	1	0-0	0-0	0-0	0-0	0	0	6
T. Moore	1	0-0	0-0	0-0	0-0	0	0	6
S. Williams	1	0-0	0-0	0-0	0-0	0	0	6
Petrovich	0	0-0	0-1	0-0	0-0	0	0	0

FIELD GOALS

Player	18-29	30-39	40-49	50+	Total	Lg	Blk
J. Shudak	0-0	3-5	3-4	1-1	7-10	50	-

PUNTING

Player	No	Yds	Avg.	Lg	TB	FC	I20	Blk
Johnston	31	1329	42.9	58	-	-	-	0
J. Shudak	1	37	37.0	37	-	-	-	0

PUNT RETURNS

Player	No	Yds	Avg	TD	Lg
M. Robertson	13	77	5.9	0	32

KICKOFF RETURNS

Player	No	Yds	Avg	TD	Lg
G. Gloede	3	20	6.7	0	10
Thibodeaux	24	442	18.4	0	33
S. Williams	4	66	16.5	0	17
S. Lester	7	135	19.3	0	28

INTERCEPTIONS

Player	No	Yds	Avg	TD	Lg
T. Baker	3	13	4.3	0	13
A. Buggs	2	42	21.0	0	25
M. Shane	2	8	4.0	0	4
M. DouBrava	1	0	0.0	0	0
M. Robertson	1	0	0.0	0	0
C. Vondra	1	0	0.0	0	0

TOTAL OFFENSE LEADERS

Player	G	Plays	Rush	Pass	Tot	Avg.
B. Oberg	11	110	273	2242	2515	228.6
Pedersen	10	11	75	59	134	13.4

ALL PURPOSE LEADERS

Player	G	Rush	Rec	PR	KR	IR	Tot	Avg.
Bryant	11	1516	0	0	0	0	1232	-
Lester	8	12	612	0	135	0	759	-
Thibodeaux	11	134	-1	0	442	0	575	-

DEFENSIVE LEADERS

Player	G	Solo	Ast	Tot	TFL	Sack	FR	FF	Blk
Baker	11	52	53	105	1-1	0-0	1	0	-
Navarro	10	48	50	98	0-0	0-0	0	1	-
Robertson	11	56	33	89	2-3	1-3	0	3	-

1990 (4-6-1, 2-4-1 BIG EIGHT, T4TH)

Date	Team	Result	Att.	AP	FD	Rushing Att	Rushing Yds	Rushing TD	Passing A-C-I	Passing Yds	Passing TD	Total Off. Plays	Total Off. Yds
S8	Iowa State	W, 35-6	45, 647	-	35	64	322	5	18-13-0	189	0	82	511
	NORTHERN IOWA			-	10	23	57	0	26-16-0	147	0	49	204
S15	Iowa State	L, 16-20	37,108	-	24	48	220	1	30-18-1	270	0	78	490
	at Minnesota			-	18	38	110	1	32-21-0	226	1	70	336
S22	Iowa State	L, 35-45	70,389	-	22	47	154	2	32-20-0	235	2	79	389
	at Iowa			-	21	55	280	5	17-10-0	101	1	72	381
S29	Iowa State	W, 34-20	44,589	-	20	48	207	4	26-16-0	246	0	74	453
	WESTERN MICHIGAN			-	22	34	146	1	39-19-0	265	2	73	411
O6	Iowa State	T, 34-34	44,726	-	26	44	150	3	32-19-1	257	1	76	407
	KANSAS*			-	26	55	315	3	20-12-0	158	1	75	473
O13	Iowa State	L, 12-28	51,861	-	14	37	82	0	21-13-0	137	1	58	219
	at Colorado*			14	25	58	362	2	18-10-0	122	2	76	484
O20	Iowa State	W, 33-31	69,112	-	19	53	230	3	18-6-1	125	1	71	355
	at Oklahoma*			16	23	55	280	3	19-10-1	113	0	74	393
O27	Iowa State	L, 13-45	54,475	-	13	39	126	0	18-8-1	191	1	57	317
	NEBRASKA*			4	25	70	557	4	4-4-0	67	2	74	624
N3	Iowa State	L, 14-28	15,246	-	18	62	194	2	19-5-2	94	0	81	288
	at Kansas State*			-	14	38	124	2	18-11-1	147	2	56	271
N10	Iowa State	W, 27-25	40,065	-	21	39	143	1	25-17-0	187	1	64	330
	MISSOURI*			-	16	41	138	0	32-22-1	279	3	73	417
N17	Iowa State	L, 17-25	36,125	-	24	43	169	1	34-20-1	225	1	77	394
	OKLAHOMA STATE*			-	21	56	386	2	12-3-0	40	0	68	426

Head Coach: Jim Walden **Captains:** Blaise Bryant, Jeff Shudak, Marcus Robertson, Jim Doran
Offense - SE Chris Spencer, ST Doug Skartvedt, SG Chris Mussman, C George Tsiotsias, WG Scott Armbrust, WT Gene Williams, TE Craig Mahoney, QB Chris Pedersen, FL John Glotfelty, FB Sundiata Patterson, RB Blaise Bryant
Defense - LE Matt Rehberg, LT Travis Block, RT Matt Grubb, RE Mark Dunn, SLB Larry Ratigan, MLB Dan Milner, WLB Jim Doran, RCB Shawn Walker, LCB Marcus Robertson, SS Jeff Bauer, FS Mark DouBrava
Specialists - P Jon Schnoor, K Jeff Shudak, HO Jon Schnoor, DSP Dan Milner, DSX Dave Ward, KR Lamont Hill

BY QUARTERS	1	2	3	4	OT	Total
Iowa State	39	99	66	66	-	270
Opponents	50	93	108	56	-	307

TEAM STATISTICS	Iowa State	Opponents
FIRST DOWNS	236	221
Rushing	125	165
Passing	100	74
Penalty	11	9
RUSHING YARDAGE	1997	2775
Yards Gained	2336	2957
Yards Lost	339	202
Rushing Attempts	524	523
Average Per Rush	3.8	5.3
Average Per Game	181.5	250.5
Rushing TD	22	23
PASSING YARDAGE	2156	1665
Attempts	273	237
Completions	155	138
Interceptions	7	3
Average Per Attempt	7.9	7.0
Average Per Comp.	13.9	12.1
Average Per Game	196.0	151.4
Passing TD	8	14
TOTAL OFFENSE	4153	4420
Total Plays	797	760
Average Per Play	5.3	5.8
Average Per Game	377.8	401.8
KICKOFF RETURNS	38-665	29-460
Average	17.5	15.9
PUNT RETURNS	20-160	12-49
Average	8.0	4.1
INTERCEPTION RETURNS	3-38	7-95
Average	12.7	13.6
FUMBLES-LOST	27-16	27-14
PENALTIES-YARDS	50-353	48-384
Average Per Game	32.1	34.9
PUNTS-YARDS	37-1475	45-1747
Average Per Punt	39.9	38.8
THIRD DOWN CONV.	72/135	59/150
Conversion Rate	53%	39%
TOUCHDOWNS	31	38
Rushing	22	23
Passing	8	14
Return	0	0
PAT Kicks	27-28	33-35
2-point Attempts	0-3	2-4
Field Goals	19-27	14-18
Safeties	0	0
TIME OF POSSESSION	-	-
TOTAL POINTS	270	307
AVERAGE PER GAME	24.5	27.9

RUSHING

Player	G	Att	Gain	Loss	Net	Avg.	TD	Lg	Gm
B. Bryant	9	187	800	47	753	4.0	12	71	83.7
C. Pedersen	9	130	678	108	570	4.4	3	26	63.3
S. Williams	8	92	339	30	309	3.4	3	30	38.6
S. Patterson	9	49	229	4	225	4.5	3	14	25.0
J. Williams	4	19	153	16	137	7.2	0	43	34.3
B. Utter	7	30	101	56	45	1.5	1	16	6.4
H. Warmack	1	4	19	0	19	4.8	0	13	19.0
J. Jordan	4	5	16	0	16	3.2	0	5	4.0
J. Schnoor	1	1	0	6	-6	-6.0	0	-6	-6.0
M. Seiler	2	4	1	17	-16	-4.0	0	1	-8.0
B. Hughes	1	1	0	31	-31	-31.0	0	-31	-31.0

PASSING

Player	G	Att-Cmp-Int	Pct.	Yds	TD	Lg	Gm
C. Pedersen	9	206-114-7	.553	1601	6	64	177.9
B. Utter	6	64-39-0	.609	511	2	43	85.2
M. Seiler	2	3-2-0	.667	44	0	23	22.0

RECEIVING

Player	G	Rec	Yds	Avg.	TD	Lg	Gm
C. Spencer	11	31	485	15.6	0	47	44.1
J. Glotfelty	11	30	455	15.2	4	42	41.4
B. Bryant	9	18	210	11.7	1	40	23.3
T. Moore	11	15	254	16.9	0	33	23.1
S. Patterson	9	15	132	8.8	1	34	14.7
C. Mahoney	9	14	179	12.8	0	42	19.9
S. Williams	5	14	163	11.6	0	39	32.6
H. Warmack	4	7	127	18.1	1	30	31.8
P. Schulte	7	7	46	6.6	0	5	6.8
B. Hughes	3	3	89	29.7	1	64	30.0
J. Williams	3	1	16	16.0	0	16	5.3

SCORING

Player	TD	FG	PAT Kick	PAT Rush	Pass	DXP	Saf	Pts
J. Shudak	0	19-27	27-27	0-0	0-0	0	0	84
B. Bryant	13	0-0	0-0	0-0	0-0	0	0	78
S. Patterson	4	0-0	0-0	0-0	0-0	0	0	24
J. Glotfelty	4	0-0	0-0	0-0	0-0	0	0	24
S. Williams	3	0-0	0-0	0-0	0-0	0	0	18
C. Pedersen	3	0-0	0-0	0-0	0-1	0	0	18
G. Pedersen	1	0-0	0-0	0-0	0-0	0	0	6
H. Warmack	1	0-0	0-0	0-0	0-0	0	0	6
B. Hughes	1	0-0	0-0	0-0	0-1	0	0	6
B. Utter	1	0-0	0-0	0-0	0-0	0	0	6

FIELD GOALS

Player	18-29	30-39	40-49	50+	Total	Lg	Blk
J. Shudak	7-9	6-6	4-8	2-4	19-27	53	-

PUNTING

Player	No	Yds	Avg.	Lg	TB	FC	I20	Blk
J. Schnoor	36	1475	41.0	69	-	-	-	1

PUNT RETURNS

Player	No	Yds	Avg	TD	Lg
M. Robertson	11	63	5.7	0	11
L. Hill	5	59	5.0	0	27
J. Williams	4	38	9.5	0	13

KICKOFF RETURNS

Player	No	Yds	Avg	TD	Lg
L. Hill	21	396	18.9	0	40
J. Williams	12	184	15.3	0	33
H. Warmack	3	72	24.0	0	32
S. Patterson	1	12	12.0	0	12
M. Rouse	1	1	1.0	0	1

INTERCEPTIONS

Player	No	Yds	Avg	TD	Lg
S. Walker	1	25	25.0	0	25
M. DouBrava	1	17	17.0	0	17
M. Robertson	1	-4	-4.0	0	-4

TOTAL OFFENSE LEADERS

Player	G	Plays	Rush	Pass	Tot	Avg.
C. Pedersen	9	130	570	1601	2171	241.2
B. Utter	6	20	45	511	556	92.7
M. Seiler	2	4	-16	44	28	14.0

ALL PURPOSE LEADERS

Player	G	Rush	Rec	PR	KR	IR	Tot	Avg.
Bryant	-	753	210	0	0	0	963	-
C. Pedersen	-	570	0	0	0	0	570	-
Spencer	-	0	485	0	0	0	485	-

DEFENSIVE LEADERS

Player	G	Solo	Ast	Tot	TFL	Sack	FR	FF
DouBrava	11	59	63	122	2-11	0-0	0	-
Milner	11	63	47	110	2-17	0-0	0	-
L. Ratigan	11	43	45	88	4-6	.5-2	0	-

1991 (3-7-1, 1-5-1 BIG EIGHT, 6TH)

Date	Team	Result	Att.	AP	FD	Rushing Att	Rushing Yds	Rushing TD	Passing A-C-I	Passing Yds	Passing TD	Total Off. Plays	Total Off. Yds
S7	Iowa State	W, 42-13	41,680	-	22	47	270	6	15-10-0	168	0	62	438
	EASTERN ILLINOIS			-	17	44	159	1	23-14-1	152	1	67	311
S14	Iowa State	L, 10-29	54,469	-	13	40	107	0	15-7-1	56	1	55	163
	IOWA			14	15	47	187	1	15-6-1	135	2	62	322
S21	Iowa State	L, 6-7	50,710	-	19	41	164	0	24-11-2	165	0	65	329
	at Wisconsin			-	18	42	114	0	28-15-2	164	1	70	278
S28	Iowa State	W, 28-27	33,900	-	23	39	156	2	36-19-2	230	1	75	386
	at Rice			-	24	52	303	3	23-12-1	139	0	75	442
O5	Iowa State	L, 8-29	42,950	-	18	43	88	0	27-15-2	165	0	70	253
	OKLAHOMA*			5	21	47	160	1	20-12-1	206	3	67	366
O19	Iowa State	L, 0-41	37,000	-	14	46	73	0	23-8-2	81	0	69	154
	at Kansas*			-	13	50	194	4	18-6-1	105	0	68	299
O26	Iowa State	T, 6-6	41,528	-	10	42	108	0	12-6-0	80	0	54	188
	OKLAHOMA STATE*			-	20	46	158	0	28-16-1	198	0	74	356
N2	Iowa State	W, 23-22	27,872	-	16	61	299	2	5-1-1	6	0	66	305
	at Missouri*			-	28	41	187	0	49-25-1	321	2	90	508
N9	Iowa State	L, 7-37	37,052	-	12	47	124	0	14-8-1	152	1	61	276
	KANSAS STATE*			-	23	44	231	2	27-20-0	209	3	71	440
N16	Iowa State	L, 13-38	76,078	-	17	51	174	2	11-9-0	93	0	62	267
	at Nebraska*			11	20	45	353	4	11-7-0	172	1	56	525
N23	Iowa State	L, 14-17	36,256	-	18	59	176	2	15-9-0	95	0	74	271
	COLORADO*			15	9	42	220	1	8-2-1	23	1	50	243

Head Coach: Jim Walden **Captains:** Chris Pedersen, Paul Schulte, Larry Ratigan, Matt Rehberg
Offense - SE Chris Spencer, ST Todd McClish, SG Tony Booth, C Scott Armbrust, WG Lawrence Roberts, WT Lance Keller, TE Paul Schulte, QB Chris Pedersen, FL Brandon Hughes, SFB Sundiata Patterson, TB Lamont Hill, RT Travis Block
Defense - LE Dan Watkins, RE Matt Grubb, SLB Larry Ratigan, MLB Dan Milner, WLB Matt Nitchie, RCB Shawn Wlaker, LCB Andrew Buggs, SS Kevin Fulton, FS Mark DouBrava, LT Matt Rehberg
Specialists - P Jon Schnoor, K Ty Stewart, HO Jon Schnoor, DSP Dan Milner, DSX Dave Ward, KR Lamont Hill

BY QUARTERS	1	2	3	4	OT	Total
Iowa State	47	39	29	42	-	157
Opponents	50	94	53	69	-	266

TEAM STATISTICS	Iowa State	Opponents
FIRST DOWNS	182	208
Rushing	111	117
Passing	58	81
Penalty	13	10
RUSHING YARDAGE	1753	2266
Yards Gained	2121	2454
Yards Lost	368	188
Rushing Attempts	511	500
Average Per Rush	3.4	4.5
Average Per Game	159.4	206.0
Rushing TD	14	17
PASSING YARDAGE	1291	1824
Attempts	197	250
Completions	103	135
Interceptions	11	10
Average Per Attempt	6.6	7.3
Average Per Comp.	12.5	13.5
Average Per Game	117.4	165.8
Passing TD	3	14
TOTAL OFFENSE	3030	4090
Total Plays	714	765
Average Per Play	4.2	5.3
Average Per Game	275.5	371.8
KICKOFF RETURNS	37-578	30-403
Average	15.6	13.4
PUNT RETURNS	20-299	22-82
Average	15.0	3.7
INTERCEPTION RETURNS	11-44	10-68
Average	4.0	6.8
FUMBLES-LOST	22-11	18-10
PENALTIES-YARDS	65-541	63-536
Average Per Game	49.2	48.7
PUNTS-YARDS	61-2324	50-1945
Average Per Punt	38.1	38.9
AVG TIME OF POSSESSION	30:21	28:32
THIRD DOWN CONV.	54/158	67/164
Conversion Rate	34%	52%
SACKS-YARDS	15-63	-
TOUCHDOWNS	17	32
Rushing	14	17
Passing	3	14
Return	0	0
PAT Kicks	15-16	27-30
2-point Attempts	1-1	0-3
Field Goals	12-17	15-21
Safeties	1	1
TOTAL POINTS	157	266
AVERAGE PER GAME	14.3	24.2

RUSHING

Player	G	Att	Gain	Loss	Net	Avg.	TD	Lg	Gm
S. Patterson	11	100	471	4	467	4.7	5	55	42.5
K. Caldwell	9	156	594	166	428	2.7	3	28	47.6
J. Knott	11	45	231	8	223	5.0	3	21	20.3
S. Williams	8	52	232	26	206	4.0	0	22	25.8
C. Pedersen	6	66	291	107	184	2.8	1	29	30.7
L. Holmes	6	43	154	7	147	3.4	0	17	24.5
L. Hill	11	17	67	5	62	3.6	1	18	5.6
B. Utter	2	12	40	14	26	2.2	1	10	13.0
M. Seiler	6	18	36	26	10	0.6	0	16	1.7
B. Hughes	10	1	5	0	5	5.0	0	5	0.5
T. Yohe	1	1	0	5	-5	-5.0	0	-5	-5.0
J. Schnoor	11	1	0	14	-14	-14.0	0	-14	-1.3

PASSING

Player	G	Att-Cmp-Int	Pct.	Yds	TD	Lg	Gm
C. Pedersen	6	90-46-3	.511	598	2	68	99.7
K. Caldwell	9	57-32-3	.561	416	1	41	46.2
B. Utter	2	28-16-3	.571	186	0	27	93.0
M. Seiler	6	20-8-1	.400	84	0	17	14.0
L. Hilll	11	1-0-1	.000	0	0	0	0.0
J. Schnoor	11	1-1-0	1.00	7	0	7	0.6

RECEIVING

Player	G	Rec	Yds	Avg.	TD	Lg	Gm
C. Spencer	11	25	356	14.2	1	31	32.3
L. Hill	11	22	316	14.4	1	41	28.7
P. Schulte	11	15	189	12.6	1	25	17.2
S. Patterson	11	11	83	7.5	0	17	7.5
J. Knott	11	7	31	4.9	0	10	2.8
S. English	11	5	86	17.2	0	27	7.8
B. Hughes	10	5	161	32.2	0	68	16.1
K. Caldwell	9	4	31	7.8	0	12	3.4
S. Williams	8	3	2	0.7	0	4	.25
B. Harvey	10	2	14	7.0	0	8	1.4
L. Holmes	8	2	8	4.0	0	5	1.0
M. Seiler	6	1	7	7.0	0	7	1.2
C. Pedersen	6	1	4	4.0	0	4	0.7

SCORING

Player	TD	FG	PAT Kick	PAT Rush	PAT Pass	DXP	Saf	Pts
L. Hill	2	0-0	0-0	0-0	0-0	0	0	12
S. Williams	0	0-0	0-0	0-0	0-0	0	0	0
S. Patterson	5	0-0	0-0	0-0	0-0	0	0	30
C. Spencer	1	0-0	0-0	0-0	0-0	0	0	6
P. Schulte	1	0-0	0-0	0-0	0-0	0	0	6
H. Warmack	0	0-0	0-0	0-0	0-0	0	0	0
J. Brooks	0	0-0	0-0	0-0	0-0	0	0	0
C. Pedersen	1	0-0	0-0	0-0	0-0	0	0	8
T. Stewart	0	12-17	0-0	0-0	0-0	0	0	51
B. Utter	1	0-0	0-0	0-0	0-0	0	0	6
J. Knott	3	0-0	0-0	0-0	0-0	0	0	18
K. Caldwell	3	0-0	0-0	0-0	0-0	0	0	18
B. Hughes	0	0-0	0-0	0-0	0-0	0	0	0

FIELD GOALS

Player	18-29	30-39	40-49	50+	Total	Lg	Blk
T. Stewart	3-3	3-5	4-5	0-2	12-17	43	-

PUNTING

Player	No	Yds	Avg.	Lg	TB	FC	I20	Blk
J. Schnoor	59	2324	39.4	61	-	-	-	0

PUNT RETURNS

Player	No	Yds	Avg	TD	Lg
L. Hill	2	37	18.5	0	19
J. McMillion	17	251	14.8	0	55
M. DouBrava	1	11	11.0	0	11

KICKOFF RETURNS

Player	No	Yds	Avg	TD	Lg
L. Ridley	8	129	16.1	0	32
L. Hill	19	294	15.5	0	30
B. Harvey	1	0	0.0	0	0
B. Hughes	7	104	14.9	0	39
J. Knott	1	0	0.0	0	0
S. Williams	1	15	15.0	0	15
J. McMillion	3	36	12.0	0	23

INTERCEPTIONS

Player	No	Yds	Avg	TD	Lg
M. Nitchie	2	8	4.0	0	8
A. Buggs	4	3	0.8	0	3
M. DouBrava	1	13	13.0	0	13
K. Fulton	1	5	5.0	0	5
M. Goodwin	1	15	15.0	0	15
W. Harding	1	0	0.0	0	0
L. Ridley	1	0	0.0	0	0

TOTAL OFFENSE LEADERS

Player	G	Plays	Rush	Pass	Tot	Avg.
C. Pedersen	6	66	184	598	782	130.3
K. Caldwell	9	156	428	416	844	93.8

ALL PURPOSE LEADERS

Player	G	Rush	Rec	PR	KR	IR	Tot	Avg.
L. Hill	11	62	316	37	294	0	709	-
Patterson	11	467	83	0	0	0	550	-
Caldwell	11	428	31	0	0	0	459	-

DEFENSIVE LEADERS

Player	G	Solo	Ast	Tot	TFL	Sack	FRFF
D. Milner	11	72	48	120	5-10	0-0	0 0
M. Goodwin	11	51	34	85	3-3	1-7	0 1
M. Rehberg	11	48	24	72	4-9	2-9	0 0

1992 (4-7, 2-5 BIG EIGHT, T6TH)

Date	Team	Result	Att.	AP	FD	Rushing Att	Rushing Yds	Rushing TD	Passing A-C-I	Passing Yds	Passing TD	Total Off. Plays	Total Off. Yds
S5	Iowa State	W, 35-9	32,127	-	20	55	284	4	10-7-0	151	1	65	435
	OHIO			-	14	42	160	1	26-8-1	106	0	68	266
S12	Iowa State	L, 7-21	70,397	-	14	42	173	0	16-9-1	96	1	58	269
	at Iowa			-	22	51	229	1	23-14-1	218	2	74	447
S19	Iowa State	W, 38-14	38,913	-	15	48	188	3	18-9-0	72	0	66	260
	TULANE			-	18	27	70	0	45-27-3	212	2	82	282
S26	Iowa State	L,10-27	40,646	-	13	37	59	1	24-11-4	163	0	61	222
	NORTHERN IOWA			-	13	50	133	1	18-9-0	161	0	68	294
O3	Iowa State	L, 3-17	65,622	-	10	50	121	0	7-4-1	35	0	57	156
	at Oklahoma*			19	24	34	104	0	28-21-1	333	2	62	437
O17	Iowa State	L, 47-50	38,331	-	25	49	304	5	16-11-0	212	0	65	516
	KANSAS*			25	31	53	275	2	27-16-0	239	4	80	514
O24	Iowa State	L, 21-27	31,880	-	20	54	140	2	29-15-3	148	0	83	288
	at Oklahoma State*			-	16	38	121	1	28-13-0	219	2	66	340
O31	Iowa State	W, 28-14	33,465	-	19	58	254	2	11-4-1	78	1	69	332
	MISSOURI*			-	23	21	40	1	51-29-1	307	1	72	347
N5	Iowa State	L, 13-22	23,815	-	15	55	161	1	17-7-3	134	1	72	295
	at Kansas State*			-	16	46	201	3	10-6-0	40	0	56	241
N14	Iowa State	W, 19-10	42,008	-	20	70	373	1	4-3-0	26	0	74	399
	NEBRASKA*			7	13	39	192	0	12-3-0	54	1	51	246
N21	Iowa State	L, 10-31	37,382	-	15	50	205	0	13-8-1	107	1	63	312
	at Colorado*			11	19	37	112	1	31-20-2	279	3	68	391

Head Coach: Jim Walden **Captains:** Malcolm Goodwin, Todd McClish, Chris Spencer, Dan Watkins
Offense - SE Mike Horacek, LT Tim Kohn, LG Doug Ragaller, C Tony Booth, RG Jim Thompson, RT Brian Wilkinson, TE Dan Dostal, QB Todd Doxzon, FB Jim Knott, HB Calvin Branch, HB Geoff Turner
Defense - LT Nick Clausen, NG Troy Peterson, RT Anthony Scott, OLB Marcus Allen, ILB Tim Sanders, ILB Matt Nitchie, OLB Marc Lillibridge, LCB Russell Johnson, RCB Jason Brown, SS Cedric Linwood, FS Matt Straight
Specialists - P Marc Harris, K Ty Stewart, HO Matt Straight, PR Mike Horacek, KR Geoff Turner

BY QUARTERS	1	2	3	4	OT	Total
Iowa State	37	85	61	48	-	231
Opponents	73	69	59	41	-	242

TEAM STATISTICS	Iowa State	Opponents
FIRST DOWNS	186	209
Rushing	119	87
Passing	52	105
Penalty	15	17
RUSHING YARDAGE	2262	1637
Yards Gained	2551	1899
Yards Lost	289	262
Rushing Attempts	568	438
Average Per Rush	4.0	3.7
Average Per Game	205.6	148.8
Rushing TD	19	11
PASSING YARDAGE	1222	2168
Attempts	163	299
Completions	88	166
Interceptions	14	9
Average Per Attempt	7.5	7.3
Average Per Comp.	13.9	13.1
Average Per Game	111.1	197.1
Passing TD	5	17
TOTAL OFFENSE	3484	3805
Total Plays	731	737
Average Per Play	4.8	5.2
Average Per Game	316.7	345.9
KICKOFF RETURNS	23-444	32-540
Average	19.3	16.9
PUNT RETURNS	28-497	26-129
Average	17.8	5.0
INTERCEPTION RETURNS	9-177	14-110
Average	19.7	7.9
FUMBLES-LOST	36-19	21-14
PENALTIES-YARDS	58-494	75-699
Average Per Game	44.9	63.5
PUNTS-YARDS	56-2216	56-2208
Average Per Punt	39.6	39.4
THIRD DOWN CONV.	60/163	58/152
Conversion Rate	36.8%	38.2%
TOUCHDOWNS	29	30
Rushing	19	11
Passing	5	17
Return	3	0
PAT Kicks	27-27	25-27
2-point Attempts	0-2	2-4
Field Goals	10-16	11-15
Safeties	0	0
TOTAL POINTS	231	242
AVERAGE PER GAME	21.0	22.0

RUSHING

Player	G	Att	Gain	Loss	Net	Avg.	TD	Lg	Gm
Ulrich	10	103	481	7	474	4.6	3	35	47.4
Patterson	10	85	397	11	386	4.5	1	64	38.6
Seiler	7	74	327	58	269	3.6	0	78	38.4
McMillion	9	35	219	4	215	6.1	2	62	23.9
Williams	10	52	227	13	214	4.1	4	24	21.4
Garris	6	34	194	2	192	5.6	0	17	32.0
Utter	7	89	315	154	161	1.8	3	27	23.0
J. Knott	11	25	141	7	134	5.4	1	46	12.2
D. Smith	6	36	116	27	89	2.5	3	22	14.8
Hill	8	19	67	5	62	3.3	0	17	7.8
Branch	4	12	30	1	29	2.4	1	6	7.3
Thompson	4	1	25	0	25	25	1	25	6.3
Provenza	1	1	11	0	11	11	0	11	11.0
Roberts	1	1	1	0	1	1.0	0	1	1.0
Norris	1	1	0	0	0	0.0	0	0	0.0

PASSING

Player	G	Att-Cmp-Int	Pct.	Yds	TD	Lg	Gm
Utter	7	86-50-5	.581	712	2	83	101.7
Smith	6	38-14-8	.368	224	1	43	37.3
Seiler	7	39-24-1	.615	286	2	37	40.9

RECEIVING

Player	G	Rec	Yds	Avg.	TD	Lg
Spencer	11	26	437	16.8	2	45
Knott	11	11	164	14.9	1	37
Patterson	10	9	54	6.0	0	13
Hughes	10	7	138	19.7	4	27
McMillion	9	7	102	14.6	0	41
Ulrich	10	7	38	5.4	0	13
Brooks	10	6	75	12.5	0	21
Rouse	10	5	57	11.4	0	16
Garris	6	4	17	4.3	0	11
Hill	8	3	94	31.3	0	83
Dostal	10	2	49	24.5	0	29
Williams	10	1	-3	-3.0	0	-3

SCORING

Player	TD	FG	PAT Kick	PAT Rush	PAT Pass	DXP	Saf	Pts
T. Stewart	0	10-16	27-27	0-0	0-0	0	0	57
McMillion	5	0-0	0-0	0-2	0-0	0	0	30
Williams	4	0-0	0-0	0-0	0-0	0	0	24
Utter	3	0-0	0-0	0-0	0-0	0	0	18
Smith	3	0-0	0-0	0-0	0-0	0	0	18
Ulrich	3	0-0	0-0	1-2	0-0	0	0	18
Knott	2	0-0	0-0	0-0	0-0	0	0	12
Spencer	2	0-0	0-0	0-0	0-0	0	0	12
Branch	1	0-0	0-0	1-1	0-0	0	0	6
Hill	1	0-0	0-0	0-0	0-0	0	0	6
Buggs	1	0-0	0-0	0-0	0-0	0	0	6
Thompson	1	0-0	0-0	0-0	0-0	0	0	6
Patterson	1	0-0	0-0	0-0	0-0	0	0	6
Hughes	1	0-0	0-0	0-0	0-0	0	0	6
Fulton	1	0-0	0-0	0-0	0-0	0	0	6

FIELD GOALS

Player	18-29	30-39	40-49	50+	Total	Lg	Blk
Stewart	3-5	5-8	2-2	0-1	10-16	48	-

PUNTING

Player	No	Yds	Avg.	Lg	TB	FC	I20	Blk
Schnoor	54	2216	41.0	65	-	-	-	0
Team	2	0	0.0	0	-	-	-	2

PUNT RETURNS

Player	No	Yds	Avg	TD	Lg
McMillion	23	435	18.9	3	91
J. Brooks	5	62	12.4	0	19

KICKOFF RETURNS

Player	No	Yds	Avg	TD	Lg
J. Brooks	22	422	19.2	0	91
L. Ervin	1	22	22.0	0	22

INTERCEPTIONS

Player	No	Yds	Avg	TD	Lg
MT Goodwin	3	86	28.7	0	49
Buggs	2	40	20.0	1	34
Walker	2	0	0.0	0	0
Ridley	1	30	30.0	0	30
Lazard	1	21	21.0	0	21

TOTAL OFFENSE LEADERS

Player	G	Plays	Rush	Pass	Tot	Avg.
B. Utter	7	175	161	712	873	124.7

ALL PURPOSE LEADERS

Player	G	Rush	Rec	PR	KR	IR	Tot	Avg.
McMillion	9	102	215	435	0	0	752	-
Brooks	-	0	0	422	62	0	484	-

DEFENSIVE LEADERS

Player	G	Solo	Ast	Tot	TFL	Sack	FR	FF
MLGoodwin	11	98	64	162	16-44	1-5	1	5
Milner	11	57	40	97	3-3	0-0	1	3
DouBrava	11	60	34	94	0-0	0-0	1	0

Date	Team	Result	Att.	AP	FD	Rushing Att	Rushing Yds	Rushing TD	Passing A-C-I	Passing Yds	Passing TD	Total Off. Plays	Total Off. Yds
S2	Iowa State	W, 54-10	35,706	-	19	54	337	3	9-7-0	206	3	63	543
	NORTHERN ILLINOIS			-	17	35	108	0	26-18-0	152	0	61	260
S11	Iowa State	L, 28-31	53,317	-	14	47	176	4	9-4-1	35	0	56	211
	IOWA			-	22	60	287	3	11-8-0	77	1	71	364
S18	Iowa State	L, 7-28	77,745	-	11	39	137	1	15-9-1	88	0	54	225
	at Wisconsin			24	25	48	252	3	21-15-0	196	1	69	448
S25	Iowa State	L, 21-49	18,600	-	19	44	211	2	22-10-1	140	1	66	351
	at Rice			-	26	38	165	5	25-16-0	219	2	63	384
O2	Iowa State	L, 7-24	37,281	-	15	43	214	1	13-9-0	121	0	56	335
	OKLAHOMA*			10	20	46	172	3	23-14-2	190	0	69	362
O16	Iowa State	L, 20-35	28,500	-	15	47	234	1	9-4-2	127	2	56	361
	at Kansas*			-	23	53	310	5	19-13-1	170	0	72	480
O23	Iowa State	W, 20-17	31,761	-	17	53	205	1	14-6-1	66	1	67	271
	OKLAHOMA STATE*			-	19	51	172	2	22-14-1	141	0	73	313
O30	Iowa State	L, 34-37	30,294	-	26	73	293	3	16-10-2	98	0	89	391
	at Missouri*			-	28	39	243	3	28-19-2	224	2	67	467
N6	Iowa State	W, 27-23	31,441	-	19	55	222	3	14-8-2	137	0	69	359
	KANSAS STATE*			18	13	30	51	2	30-13-0	197	1	60	248
N13	Iowa State	L, 17-49	75,513	-	15	54	261	1	8-5-0	58	1	62	319
	at Nebraska*			4	23	61	438	6	10-4-0	68	1	71	506
N20	Iowa State	L, 16-21	23,797	-	21	66	377	2	9-5-0	34	0	75	411
	COLORADO*			18	22	47	277	2	18-9-0	152	1	65	429

Head Coach: Jim Walden **Captains:** Lamont Hill, Kevin Lazard, Todd Miller, Doug Skartvedt
Offense - SE Lamont Hill, LT Doug Skartvedt, LG Jim Thompson, C Tony Booth, RG Mark Konopka, RT Brian Wilkinson, TE Dan Dostal, QB Bob Utter, FB Chris Ulrich, HB Jim Knott, HB Calvin Branch
Defense - LE Todd Miller, LT Sheldon Napastuk, RT Troy Peterson, RE Anthony Scott, SLB Matt Nitchie, MLB Jeff Cole, WLB Marcus Allen, RCB Kevin Lazard, LCB Weylan Harding, SS Kevin Fulton, FS Cedric Linwood
Specialists - P Marc Harris, K Ty Stewart, HO Matt Straight, S Dale Rowley, PR James McMillion, KR James Brooks

BY QUARTERS	1	2	3	4	OT	Total
Iowa State	32	61	55	103	-	251
Opponents	84	106	55	79	-	324

TEAM STATISTICS	Iowa State	Opponents
FIRST DOWNS	191	238
Rushing	138	139
Passing	45	86
Penalty	8	13
RUSHING YARDAGE	2667	2475
Yards Gained	2884	2731
Yards Lost	217	256
Rushing Attempts	576	508
Average Per Rush	4.6	4.9
Average Per Game	242.5	225.0
Rushing TD	22	34
PASSING YARDAGE	1110	1786
Attempts	138	233
Completions	77	143
Interceptions	10	6
Average Per Attempt	8.0	7.7
Average Per Comp.	12.0	12.8
Average Per Game	100.9	162.4
Passing TD	8	9
TOTAL OFFENSE	3777	4261
Total Plays	714	741
Average Per Play	5.3	5.8
Average Per Game	343.4	387.4
KICKOFF RETURNS	36-639	34-514
Average	17.8	15.1
PUNT RETURNS	15-199	11-28
Average	13.3	2.5
INTERCEPTION RETURNS	6-59	10-40
Average	9.8	4.0
FUMBLES-LOST	31-16	16-11
PENALTIES-YARDS	58-501	59-466
Average Per Game	45.5	42.4
PUNTS-YARDS	41-1549	46-1746
Average Per Punt	37.8	38.0
AVG TIME OF POSSESSION	28:28	30:32
THIRD DOWN CONV.	72/135	59/150
Conversion Rate	53%	39%
SACKS-YARDS	15-129	29-174
TOUCHDOWNS	31	44
Rushing	22	34
Passing	8	9
Return	0	0
PAT Kicks	20-23	42-43
2-point Attempts	5-8	0-1
Field Goals	11-15	10-11
Safeties	1	0
TOTAL POINTS	251	324
AVERAGE PER GAME	22.8	29.5

RUSHING

Player	G	Att	Gain	Loss	Net	Avg.	TD	Lg	Gm
C. Branch	11	84	499	21	478	5.7	2	46	43.5
B. Utter	10	99	474	91	383	3.9	4	50	38.3
C. Ulrich	9	79	344	8	336	4.3	1	27	37.3
T. Doxon	10	82	380	53	327	4.0	3	46	32.7
Guggenheim	8	60	282	0	282	4.7	4	70	35.3
J. McMillion	11	39	185	11	174	4.5	1	28	15.8
J. Knott	11	32	151	3	148	4.6	4	15	13.5
A. Garris	3	16	126	0	126	7.9	2	48	42.0
H. Warmack	11	26	119	5	114	4.4	0	21	10.4
J. Soucie	2	16	97	0	97	6.1	0	27	48.5
G. Norris	11	20	73	2	71	3.6	1	11	6.5
R. Duncan	1	1	8	0	8	8.0	0	8	8.0
M. Horacek	10	1	0	6	-6	-6.0	0	-6	-0.6

PASSING

Player	G	Att-Cmp-Int	Pct.	Yds	TD	Lg	Gm
B. Utter	10	105-60-9	.571	893	6	77	89.3
T. Doxzon	10	22-11-1	.500	185	2	63	18.5
J. St. Clair	3	11-6-0	.545	32	0	22	10.7

RECEIVING

Player	G	Rec	Yds	Avg.	TD	Lg	Gm
C. Branch	11	16	350	21.9	4	72	31.8
L. Hill	11	15	195	13.0	0	30	17.7
M. Horacek	11	10	150	15.0	1	46	13.6
B. Hughes	10	10	132	13.2	0	28	13.2
J. McMillion	11	9	28	3.1	1	13	2.5
IR. Guggenheim	8	4	30	7.5	0	14	3.8
C. Ulrich	9	3	25	8.3	0	10	2.8
J. Brooks	9	2	139	65.0	2	77	15.4
J. Knott	11	2	24	12.0	0	13	2.2
J. Soucie	2	1	16	16.0	0	16	8
A. Garris	3	1	10	10.0	0	10	3.3
T. Booth	11	1	8	8.0	0	8	0.7
G. Norris	11	1	7	7.0	0	7	0.6
H. Warmack	11	1	4	4.0	0	4	0.4
D. Dostal	11	1	1	1.0	0	1	.09

SCORING

Player	TD	FG	PAT Kick	PAT Rush	PAT Pass	DXP	Saf	Pts
T. Stewart	0	11-15	20-22	0-0	0-0	0	0	53
C. Branch	6	0-0	0-0	0-0	0-0	0	0	38
B. Utter	4	0-0	0-0	0-0	0-0	0	0	28
R.Guggenheim	4	0-0	0-0	0-0	0-0	0	0	24
J. Knott	4	0-0	0-0	0-0	0-0	0	0	24
T. Doxon	3	0-0	0-0	0-0	0-0	0	0	20
J. McMillion	2	0-0	0-0	0-0	0-0	0	0	14
J. Brooks	2	0-0	0-0	0-0	0-0	0	0	12
A. Garris	2	0-0	0-0	0-0	0-0	0	0	12
M. Horacek	1	0-0	0-0	0-0	0-0	0	0	6
K. Fulton	1	0-0	0-0	0-0	0-0	0	0	6
G. Norris	1	0-0	0-0	0-0	0-0	0	0	6
C. Ulrich	1	0-0	0-0	0-0	0-0	0	0	6
M. Lincavage	0	0-0	0-0	0-0	0-0	0	1	2

FIELD GOALS

Player	18-29	30-39	40-49	50+	Total	Lg	Blk
T. Stewart	1-3	2-2	6-8	2-2	11-15	58	-

PUNTING

Player	No	Yds	Avg.	Lg	TB	FC	I20	Blk
M. Harris	20	857	42.9	69	-	-	-	1
G. Rogala	19	668	35.2	49	-	-	-	0
T. Stewart	2	69	34.5	35	-	-	-	0

PUNT RETURNS

Player	No	Yds	Avg	TD	Lg
J. McMillion	13	157	12.1	0	40
J. Brooks	1	42	42.0	0	42
M. Sparks	1	0	0.0	0	0

KICKOFF RETURNS

Player	No	Yds	Avg	TD	Lg
J. Brooks	16	331	20.7	0	60
J. McMillion	6	103	17.2	0	24
L. Hill	5	83	16.6	0	28
I. Mhoon	3	58	19.3	0	21
J. Knott	2	39	19.5	0	24
J. Hall	1	15	15.0	0	15
M. Lincavage	1	10	10.0	0	10
R. Johnson	1	0	0.0	0	0
M. Sparks	1	0	0.0	0	0

INTERCEPTIONS

Player	No	Yds	Avg	TD	Lg
K. Lazard	2	4	2.0	0	4
J. Brown	1	4	4.0	0	4
C. Linwood	1	34	34.0	0	34
J. Cole	1	15	15.0	0	15
T. Sanders	1	2	2.0	0	2

TOTAL OFFENSE LEADERS

Player	G	Plays	Rush	Pass	Tot	Avg.
B. Utter	10	204	383	893	1276	127.6

ALL PURPOSE LEADERS

Player	G	Rush	Rec	PR	KR	IR	Tot	Avg.
C. Branch	11	478	159	0	297	0	2466	224
B. Utter	10	383	639	0	0	0	646	58.7
McMillion	11	174	28	157	103	0	462	42

DEFENSIVE LEADERS

Player	G	Solo	Ast	Tot	TFL	Sack	FR	FF
J. Cole	11	80	43	123	4-14	1-5	1	1
K. Fulton	10	63	49	112	3-4	2-17	1	2
C. Linwood	11	47	58	105	0-0	0.5-9	0	0

1994 (0-10-1, 0-6-1 BIG EIGHT, T7TH)

Date	Team	Result	Att.	AP	Rushing FD	Att	Yds	TD	Passing A-C-I	Yds	TD	Total Off. Plays	Yds
S3	Iowa State	L, 14-28	40,295	-	18	61	179	1	15-7-1	70	0	76	249
	NORTHERN IOWA				21	44	176	2	21-15-0	194	2	65	370
S10	Iowa State	L, 9-37	70,397	-	14	51	165	1	11-6-1	68	0	62	233
	at Iowa				21	49	265	4	17-9-1	118	0	66	383
S17	Iowa State	L, 19-23	32,080	-	18	50	213	3	11-7-1	104	1	61	317
	WESTERN MICHIGAN				23	35	204	1	37-21-0	239	2	72	443
S24	Iowa State	L, 18-28	31,106	-	15	42	181	2	23-9-0	109	0	65	290
	RICE				15	58	373	1	9-4-2	51	2	67	424
O1	Iowa State	L, 6-34	65,821	-	14	41	159	0	15-7-0	72	1	56	231
	at Oklahoma*			21	22	57	334	5	14-11-1	126	0	71	460
O15	Iowa State	L, 23-41	32,563	-	24	53	221	3	19-10-2	132	0	72	353
	KANSAS*				23	59	332	4	14-7-0	126	1	73	458
O22	Iowa State	T, 31-31	36,310	-	29	53	272	2	26-15-0	229	2	79	501
	at Oklahoma State*				24	47	258	3	19-12-1	173	0	66	431
O29	Iowa State	L, 20-34	31,530	-	28	48	179	2	31-17-2	204	0	68	383
	MISSOURI*				27	40	178	2	31-20-0	320	1	71	498
N5	Iowa State	L, 20-38	38,572	-	22	57	254	1	23-8-1	199	1	80	453
	at Kansas State*			15	27	35	228	0	43-27-1	331	4	78	547
N12	Iowa State	L, 12-28	45,186	-	11	43	62	0	13-8-0	151	1	56	213
	NEBRASKA*			1	21	56	285	3	18-11-0	193	1	74	478
N19	Iowa State	L, 20-41	41,293	-	15	48	73	1	19-14-0	170	0	67	243
	at Colorado*			7	25	47	380	5	21-14-0	196	0	68	576

Head Coach: Jim Walden **Captains:** Tony Booth, Jim Knott, Matt Nitchie, Marc Lillibridge
Offense - SE Mike Horacek, LT Tim Kohn, LG Doug Ragaller, C Tony Booth, RG Jim Thompson, RT Brian Wilkinson, TE Dan Dostal, QB Todd Doxzon, FB Jim Knott, HB Calvin Branch, HB Geoff Turner
Defense - LT Nick Clausen, NG Troy Peterson, RT Anthony Scott, OLB Marcus Allen, ILB Tim Sanders, ILB Matt Nitchie, OLB Marc Lillibridge, LCB Russell Johnson, RCB Jason Brown, SS Cedric Linwood, FS Matt Straight
Specialists - P Marc Harris, K Ty Stewart, HO Matt Straight, PR Mike Horacek, KR Geoff Turner

BY QUARTERS	1	2	3	4	OT	Total
Iowa State	42	34	37	79	-	192
Opponents	82	123	72	86	-	363

TEAM STATISTICS	Iowa State	Opponents
FIRST DOWNS	208	249
Rushing	128	142
Passing	64	93
Penalty	16	14
RUSHING YARDAGE	1958	3001
Yards Gained	2380	3164
Yards Lost	422	163
Rushing Attempts	547	527
Average Per Rush	3.6	5.7
Average Per Game	178.0	272.8
Rushing TD	16	30
PASSING YARDAGE	1508	2067
Attempts	206	244
Completions	108	151
Interceptions	8	6
Average Per Attempt	7.3	8.5
Average Per Comp.	14.0	13.7
Average Per Game	137.1	187.9
Passing TD	6	14
TOTAL OFFENSE	3466	5068
Total Plays	753	771
Average Per Play	4.6	6.6
Average Per Game	315.1	460.7
KICKOFF RETURNS	48-939	28-390
Average	19.6	13.9
PUNT RETURNS	16-133	26-115
Average	8.3	4.4
INTERCEPTION RETURNS	6-7	8-116
Average	1.2	14.5
FUMBLES-LOST	33-14	21-9
PENALTIES-YARDS	56-481	80-788
Average Per Game	43.7	71.6
PUNTS-YARDS	54-2248	39-1468
Average Per Punt	41.6	37.6
THIRD DOWN CONV.	46/160	64/144
Conversion Rate	28.9%	44.4%
TOUCHDOWNS	23	47
Rushing	16	30
Passing	6	14
Return	1	0
PAT Kicks	15-18	43-45
2-point Attempts	2-5	1-2
Field Goals	11-20	12-17
Safeties	1	0
TOTAL POINTS	192	363
AVERAGE PER GAME	17.5	33.0

RUSHING

Player	G	Att	Gain	Loss	Net	Avg.	TD	Lg	Gm
T. Doxzon	9	148	598	223	375	2.5	4	29	41.7
Guggenheim	11	72	332	2	330	4.6	4	41	30.0
J. Knott	11	77	337	10	327	4.2	3	38	29.7
C. Branch	10	62	337	17	320	5.2	0	29	32.0
T. Davis	9	35	203	16	187	5.3	0	37	20.8
A. Garris	10	34	121	6	115	3.4	2	16	11.5
G. Morris	10	22	104	0	104	4.7	1	14	10.4
J. St. Clair	8	63	197	110	87	1.4	2	22	10.9
J. Arnold	9	11	49	1	48	4.4	0	16	5.3
R. Duncan	3	16	67	34	33	2.1	0	14	11.0
B. Huber	1	3	20	0	20	6.7	0	17	20.0
G. Turner	11	3	15	0	15	5.0	0	9	1.4
E. Williams	11	1	0	3	-3	-3.0	0	-3	-3.0

PASSING

Player	G	Att-Cmp-Int	Pct.	Yds	TD	Lg	Gm
T. Doxzon	9	90-51-3	.567	745	3	58	82.8
J. St. Clair	8	105-51-5	.486	694	3	62	86.8
R. Duncan	3	8-4-0	.500	42	0	21	14.0
M. Straight	11	2-1-0	.500	18	0	18	1.6
Guggenheim	11	1-1-0	1.000	9	0	9	0.8

RECEIVING

Player	G	Rec	Yds	Avg.	TD	Lg	Gm
M. Horacek	11	22	368	16.7	2	62	33.5
G. Turner	11	21	236	11.2	0	26	21.5
C. Branch	10	19	370	19.5	4	58	37.0
E. Williams	11	13	186	14.3	0	30	16.9
J. Brooks	8	7	97	13.9	0	22	12.1
I. Mhoon	11	7	92	13.1	0	19	8.4
T. Davis	9	6	35	5.8	0	14	3.9
G. Norris	10	4	51	12.8	0	26	5.1
J. Knott	11	4	21	5.3	0	15	1.9
J. Arnold	9	2	16	8.0	0	9	1.8
R. Guggenheim	11	1	20	20.0	0	20	1.8
D. DiBiase	10	1	9	9.0	0	9	0.9
A. Garris	10	1	7	7.0	0	7	0.7

SCORING

Player	TD	FG	PAT Kick	PAT Rush	PAT Pass	DXP	Saf	Pts
T. Stewart	0	11-20	15-18	0-0	0-0	0	0	48
T. Doxzon	4	0-0	0-0	0-2	0-0	0	0	24
Guggenheim	4	0-0	0-0	0-0	0-0	0	0	24
C. Branch	4	0-0	0-0	0-0	0-0	0	0	24
J. Knott	3	0-0	0-0	0-0	0-0	0	0	18
J. St. Clair	2	0-0	0-0	1-2	0-0	0	0	14
A. Garris	2	0-0	0-0	0-0	0-0	0	0	12
M. Horacek	2	0-0	0-0	0-0	0-0	0	0	12
G. Norris	1	0-0	0-0	1-1	0-0	0	0	8
T. Davis	1	0-0	0-0	0-0	0-0	0	0	6
M. Straight	0	0-0	0-0	0-0	0-0	0	1	2

FIELD GOALS

Player	18-29	30-39	40-49	50+	Total	Lg	Blk
Stewart	4-4	4-5	3-5	0-6	11-20	49	-

PUNTING

Player	No	Yds	Avg.	Lg	TB	FC	I20	Blk
M. Harris	52	2205	42.4	71	-	-	-	1
T. Stewart	1	43	43.0	43	-	-	-	0

PUNT RETURNS

Player	No	Yds	Avg	TD	Lg
J. Brooks	9	78	8.7	0	26
M. Horacek	7	55	7.9	0	32

KICKOFF RETURNS

Player	No	Yds	Avg	TD	Lg
T. Davis	2	122	61.0	1	99
J. Arnold	3	65	21.7	37	0
I. Mhoon	3	61	20.3	23	0
K. Fulton	1	20	20.0	0	20
G. Turner	28	546	19.5	40	0
Guggenheim	1	18	18.0	18	0
M. Horacek	1	16	16.0	16	0
P. Rhamy	4	47	11.8	12	0
T. Williams	1	10	10.0	10	0
A. Garris	3	30	10.0	13	0
B. Campbell	1	4	4.0	4	0

INTERCEPTIONS

Player	No	Yds	Avg	TD	Lg
R. Johnson	2	0	0.0	0	0
M. Straight	1	0	0.0	0	0
K. Fleecs	1	0	0.0	0	0
M. Cooper	1	0	0.0	0	0
C. Linwood	1	0	0.0	0	0

TOTAL OFFENSE LEADERS

Player	G	Plays	Rush	Pass	Tot	Avg.
T. Doxzon	9	238	375	745	1120	124.4
J. St. Clair	8	168	87	694	781	97.6
Guggenheim	11	73	330	9	339	30.8

ALL PURPOSE LEADERS

Player	G	Rush	Rec	PR	KR	IR	Tot	Avg.
G. Turner	11	15	236	0	546	0	797	72.5
C. Branch	10	320	370	0	0	0	690	69.0
Horacek	11	0	368	55	16	0	439	39.9

DEFENSIVE LEADERS

Player	G	Solo	Ast	Tot	TFL	Sack	FR	FF
Sanders	11	51	75	126	4-7	0-0	0	3
Straight	11	48	48	96	2-6	1-8	0	0
Lillibridge	11	43	45	88	8-20	2-12	0	1
M. Nitchie	9	38	49	87	2-3	0-0	0	1

Date	Team	Result	Att.	AP	FD	Rushing Att	Rushing Yds	Rushing TD	Passing A-C-I	Passing Yds	Passing TD	Total Off. Plays	Total Off. Yds
A31	Iowa State	W, 36-21	32,817	-	17	57	303	4	13-5-0	70	0	70	373
	OHIO			-	13	48	218	3	11-5-0	59	0	59	277
S9	Iowa State	L, 10-27	35,185	-	24	44	205	0	34-17-1	161	1	78	366
	at TCU			-	24	50	270	2	24-14-0	242	0	74	512
S16	Iowa State	L, 10-27	49,714	-	16	38	178	1	23-10-1	172	0	61	350
	IOWA			-	21	55	310	4	17-9-0	149	0	72	459
S23	Iowa State	W, 57-30	37,619	-	29	70	586	8	7-7-0	62	0	77	648
	UNLV			-	19	31	78	1	37-24-1	296	3	68	374
O7	Iowa State	L, 26-39	45,731	-	12	33	104	2	20-14-1	200	1	53	304
	OKLAHOMA*			14	25	61	301	1	22-12-1	194	2	83	495
O14	Iowa State	L, 7-34	43,000	-	18	48	151	0	28-11-2	130	1	76	281
	at Kansas*			10	27	49	293	4	33-21-2	190	1	82	483
O21	Iowa State	L, 28-50	34,669	-	22	47	196	3	36-17-1	161	0	83	357
	COLORADO*			9	23	49	326	5	23-11-2	173	0	72	499
O28	Iowa State	W, 38-14	34,281	-	20	54	251	2	18-11-0	137	3	72	388
	OKLAHOMA STATE*			-	12	41	173	2	21-12-2	89	0	62	262
N4	Iowa State	L, 14-73	75,505	-	15	32	121	1	24-11-2	143	1	56	264
	at Nebraska*			1	37	68	624	8	21-13-0	152	2	89	776
N11	Iowa State	L, 7-49	27,356	-	16	52	180	0	14-5-1	72	1	66	252
	KANSAS STATE*			7	17	46	197	3	19-16-0	217	4	65	414
N18	Iowa State	L, 31-45	33,266	-	21	32	238	2	21-13-1	154	2	53	392
	at Missouri*			-	30	74	473	4	6-2-1	18	0	80	491

Head Coach: Dan McCarney **Captains:** Byron Heitz, Mike Horacek, Tim Sanders, Matt Straight
Offense - SE Mike Horacek, LT Tim Kohn, LG Mark Konopka, C Pat Augafa, RG Doug Easley, RT Byron Heitz, TE Dennis DiBiase, QB Todd Doxzon, FL Ed Williams, FB Rodney Guggenheim, TB Troy Davis
Defense - DT Jason Putz, NG Greg Schoon, DE Kevin Flecs, OLB Angelo Provenza, ILB Tim Sanders, ILB Michael Cooper, OLB Rudy Ruffolo, RCB Kevin Hudson, LCB Dawan Anderson, SS Matt Straight, FS Mike Lincavage
Specialists - P Marc Harris, K Jamie Kohl, HO Jeff St. Clair, KR Troy Davis, PR Kevin Wilson

BY QUARTERS	1	2	3	4	OT	Total
Iowa State	48	67	66	83	-	264
Opponents	95	119	90	105	-	409

TEAM STATISTICS	Iowa State	Opponents
FIRST DOWNS	210	248
Rushing	129	165
Passing	69	74
Penalty	12	9
RUSHING YARDAGE	2513	3263
Yards Gained	2808	3501
Yards Lost	295	238
Rushing Attempts	506	572
Average Per Rush	5.0	5.7
Average Per Game	228.5	296.6
Rushing TD	23	38
PASSING YARDAGE	1462	1779
Attempts	238	233
Completions	122	139
Interceptions	10	9
Average Per Attempt	6.1	7.6
Average Per Comp.	12.0	12.8
Average Per Game	132.9	161.7
Passing TD	10	12
TOTAL OFFENSE	3975	5042
Total Plays	744	805
Average Per Play	5.3	6.3
Average Per Game	361.4	458.4
KICKOFF RETURNS	56-1095	36-686
Average	19.6	19.1
PUNT RETURNS	7-86	24-135
Average	12.3	5.6
INTERCEPTION RETURNS	9-89	10-224
Average	9.9	22.4
FUMBLES-LOST	18-10	24-12
PENALTIES-YARDS	61-481	57-449
Average Per Game	43.7	40.8
PUNTS-YARDS	53-2135	33-1174
Average Per Punt	40.6	35.6
AVG TIME OF POSSESSION	28:52	31:06
THIRD DOWN CONV.	60/158	76/148
Conversion Rate	38%	51%
FOURTH DOWN CONV.	9/21	12/21
Conversion Rate	43%	57%
SACKS-YARDS	16-107	29-174
TOUCHDOWNS	34	53
Rushing	23	38
Passing	10	12
Return	0	0
PAT Kicks	26-30	37-42
2-point Attempts	0-4	5-9
Field Goals	10-17	10-11
Safeties	1	0
TOTAL POINTS	264	409
AVERAGE PER GAME	24.0	37.2

RUSHING

Player	G	Att	Gain	Loss	Net	Avg.	TD	Lg	Gm
T. Davis	11	345	2079	69	2010	5.8	15	80	182.7
G. Norris	10	40	241	8	233	5.8	3	91	23.0
T. Doxzon	7	48	220	100	120	2.5	3	22	17.1
J. Arnold	4	11	90	0	90	8.2	0	31	22.5
Guggenheim	11	23	63	0	63	2.7	2	7	5.7
J. Bales	8	3	43	0	43	14.3	0	34	5.4
M. Horacek	11	1	16	0	16	16.0	0	16	1.5
E. Williams	11	1	7	0	7	7.0	0	7	0.6
Parmentier	9	1	1	0	1	1.0	0	1	0.1
R. Duncan	1	1	0	1	-1	-1.0	0	11	-1.0
J. St. Clair	10	13	28	41	-13	-1.0	0	11	-0.1
Bandhauer	6	19	20	76	-56	-2.9	0	15	-0.5

PASSING

Player	G	Att-Cmp-Int	Eff.	Pct.	Yds	TD	Lg	Gm
T. Doxzon	7	100-58-4	125	.580	730	4	90	104
Bandhauer	6	90-42-5	101	.467	501	5	40	84
J. St. Clair	10	47-22-1	46.8	.468	231	1	38	23
T. Davis	11	1-0-0	0.0	.000	0	0	0	0

RECEIVING

Player	G	Rec	Yds	Avg.	TD	Lg	Gm
E. Williams	11	46	639	13.9	7	90	58.1
M. Horacek	11	31	353	11.4	0	38	32.1
T. Davis	11	14	159	11.4	1	34	14.4
D. DiBiase	11	12	94	7.8	2	13	8.5
R. Guggenheim	11	7	111	15.9	0	23	10.1
T. Radke	8	5	62	12.4	0	15	7.8
J. Henry	6	3	14	4.7	0	8	2.3
G. Bivins	7	2	18	9.0	0	9	2.6
J. Arnold	4	1	9	9.0	0	9	2.3
J. Bales	8	1	3	3.0	0	3	0.4

SCORING

Player	TD	FG	PAT Kick	PAT Rush	PAT Pass	DXP	Saf	Pts
T. Davis	16	0-0	0-0	0-0	0-0	0	0	96
J. Kohl	0	10-17	26-30	0-0	0-0	0	0	56
E. Williams	7	0-0	0-0	0-0	0-0	0	0	44
G. Norris	3	0-0	0-0	0-0	0-0	0	0	18
T. Doxzon	3	0-0	0-0	0-1	0-0	0	0	18
D. DiBiase	2	0-0	0-0	0-0	0-0	0	0	12
Guggenheim	2	0-0	0-0	0-0	0-0	0	0	12
K. Hudson	1	0-0	0-0	0-0	0-0	0	0	6
J. St. Clair	0	0-0	0-0	0-0	0-1	0	0	0
Bandhauer	0	0-0	0-0	0-0	0-1	0	0	0

FIELD GOALS

Player	18-29	30-39	40-49	50+	Total	Lg	Blk
J. Kohl	4-5	3-5	3-7	0-0	10-17	47	0

PUNTING

Player	No	Yds	Avg.	Lg	TB	FC	I20	Blk
M. Harris	52	2153	41.4	69	-	-	-	0

PUNT RETURNS

Player	No	Yds	Avg	TD	Lg
K. Wilson	6	74	12.3	0	32
M. Straight	1	12	12.0	0	12

KICKOFF RETURNS

Player	No	Yds	Avg	TD	Lg
K. Wilson	23	444	19.3	0	48
T. Davis	12	297	24.8	0	72
P. Rhamy	8	135	16.9	0	30
J. Arnold	8	193	24.1	0	43
D. Gibson	1	0	0.0	0	0
M. Rysavy	1	5	5.0	0	5
J. Henry	1	1	1.0	0	1
G. Norris	1	6	6.0	0	6
J. Bales	1	14	14.0	0	14

INTERCEPTIONS

Player	No	Yds	Avg	TD	Lg
M. Straight	3	34	11.3	0	20
M. Lincavage	2	25	12.5	0	25
D. Anderson	2	12	6.0	0	8
K. King	1	18	18.0	0	18
J. Putz	1	0	0.0	0	0

TOTAL OFFENSE LEADERS

Player	G	Plays	Rush	Pass	Tot	Avg.
T. Davis	11	346	2010	0	2010	182.7
T. Doxzon	7	148	120	730	850	121.4
Bandhauer	6	19	-56	501	445	74.2

ALL PURPOSE LEADERS

Player	G	Rush	Rec	PR	KR	IR	Tot	Avg.
T. Davis	11	2010	159	0	297	0	2466	224
E. Williams	11	7	639	0	0	0	646	58.7
K. Wilson	11	0	0	74	444	0	518	47.1

DEFENSIVE LEADERS

Player	G	Solo	Ast	Tot	TFL	Sack	FRFF
M. Straight	11	74	43	117	4-8	0-0	0 1
Lincavage	11	62	47	109	0-0	0-0	3 0
M. Cooper	11	67	41	108	2-5	2-15	2 1
J. Putz	11	53	51	104	4-5	3-15	0 1

1996 (2-9, 1-7 BIG 12, 6TH NORTH)

Date	Team	Result	Att.	AP	FD	Rushing Att	Rushing Yds	Rushing TD	Passing A-C-I	Passing Yds	Passing TD	Total Off. Plays	Total Off. Yds
S7	Iowa State	L, 38-41	44,511	-	24	50	249	3	22-17-1	225	1	72	474
	WYOMING	OT		-	32	30	98	1	52-36-2	386	4	82	484
S14	Iowa State	L, 13-38	70,397	-	14	39	165	1	27-12-1	125	1	66	290
	at Iowa			21	25	42	301	4	30-20-1	235	1	72	536
S21	Iowa State	W, 42-23	40,122	-	25	60	324	5	14-10-1	154	1	74	478
	NORTHERN IOWA			-	22	38	119	1	34-20-1	268	2	72	387
S28	Iowa State	W, 45-31	44,941	-	24	51	407	4	15-8-1	59	2	66	466
	MISSOURI*			-	27	47	289	3	22-13-1	170	1	69	459
O12	Iowa State	L, 21-24	44,950	-	17	50	149	2	24-13-0	191	1	74	340
	TEXAS A&M*			-	13	39	194	1	19-9-1	129	1	58	323
O19	Iowa State	L, 27-28	40,000	-	18	49	288	2	10-6-0	59	1	59	347
	at Oklahoma State*			-	27	50	363	4	21-14-0	179	0	71	542
O26	Iowa State	L, 21-49	35,114	-	19	41	213	1	36-17-2	207	2	77	420
	at Baylor*			-	26	53	397	4	27-16-1	227	3	80	624
N2	Iowa State	L, 31-34	37,850	-	17	39	172	2	21-10--1	173	0	60	345
	KANSAS*			-	27	56	292	4	22-14-1	204	1	78	496
N9	Iowa State	L, 42-49	49,662	-	23	48	252	3	27-16-2	153	2	75	405
	at Colorado*			7	31	36	190	2	47-27-1	401	5	83	591
N16	Iowa State	L, 14-49	47,850	-	17	38	138	0	21-9-2	100	2	59	238
	NEBRASKA*			5	30	69	388	5	17-8-0	103	2	86	491
N23	Iowa State	L, 20-35	43,174	-	20	59	258	2	22-9-0	65	0	81	323
	at Kansas State*			14	22	43	255	3	21-15-0	136	2	64	391

Head Coach: Dan McCarney **Captains:** Troy Davis, Todd Doxzon, Doug Easley, Tim Kohn, Mike Lincavage, Greg Schoon
Offense - SE Ed Williams, LT Tim Kohn, LG Matt Rahfaldt, C Pat Augafa, RG Doug Easley, RT Kurt Levetzow, TE Dennis DiBiase, QB Todd Doxzon, FL Tyrone Watley, FB Joe Parmentier, TB Troy Davis
Defense - LE Rudy Ruffolo, LT Greg Schoon, RT Bill Marsau, RE Chin Achebe, LB Michael Cooper, LB Dave Brcka, LB Derrik Clark, RCB Dawan Anderson, LCB Kevin Hudson, SS Tracy Williams, FS Mike Lincavage
Specialists - P Marc Harris, K Jamie Kohl, HO Jeff St. Clair, DS Cory Kluver, PR Darren Davis, KR Kevin Wilson

BY QUARTERS	1	2	3	4	OT	Total
Iowa State	56	97	79	82	0	314
Opponents	94	103	107	94	3	401

TEAM STATISTICS	Iowa State	Opponents
FIRST DOWNS	218	282
Rushing	128	154
Passing	72	115
Penalty	18	13
RUSHING YARDAGE	2615	2882
Yards Gained	2893	3043
Yards Lost	278	161
Rushing Attempts	524	503
Average Per Rush	5.1	5.7
Average Per Game	237.7	262.0
Rushing TD	25	32
PASSING YARDAGE	1511	2437
Attempts	239	239
Completions	127	192
Interceptions	11	9
Average Per Attempt	6.3	10.2
Average Per Comp.	11.9	12.7
Average Per Game	137.4	221.5
Passing TD	13	22
TOTAL OFFENSE	4126	5319
Total Plays	763	815
Average Per Play	5.4	6.5
Average Per Game	375.1	483.5
KICKOFF RETURNS	43-905	42-930
Average	21.0	22.1
PUNT RETURNS	5-41	17-170
Average	8.2	10.0
INTERCEPTION RETURNS	9-154	11-146
Average	17.1	13.3
FUMBLES-LOST	11-6	18-11
PENALTIES-YARDS	67-554	63-499
Average Per Game	50.4	45.4
PUNTS-YARDS	51-2310	33-1311
Average Per Punt	45.3	39.7
THIRD DOWN CONV.	71/156	70/133
Conversion Rate	45.5%	52.6%
TOUCHDOWNS	41	55
Rushing	25	32
Passing	13	22
Return	0	1
PAT Kicks	33-34	46-50
2-point Attempts	2-4	0-1
Field Goals	9-13	7-9
Safeties	1	0
TOTAL POINTS	314	401
AVERAGE PER GAME	28.5	36.5

RUSHING

Player	G	Att	Gain	Loss	Net	Avg.	TD	Lg	Gm
T. Davis	11	402	2257	72	2185	5.4	21	61	199
T. Doxzon	11	86	409	186	223	2.6	4	48	18.5
D. Davis	11	30	209	5	204	6.8	0	45	20.4
Parmentier	9	3	9	0	9	3.0	0	6	1.0
D. Green	10	1	9	0	9	9.0	0	9	0.9
Bandhauer	2	1	0	7	-7	-7.0	0	0	-3.5
Team	2	1	0	8	-8	-8.0	0	0	-4.0

PASSING

Player	G	Att-Cmp-Int	Eff.	Pct.	Yds	TD	Lg	Gm
Doxzon	11	231-124-9	117.5	.537	1498	12	59	143.3
Bandhauer	2	7-3-1	77.03	.429	13	1	8	6.5
Williams	10	1-0-1	-	.000	0	0	0	0.0

RECEIVING

Player	G	Rec	Yds	Avg.	TD	Lg	Gm
E. Williams	10	34	491	14.4	3	59	52.6
T. Watley	11	27	419	15.5	4	45	41.0
D. Green	11	22	222	10.1	0	23	19.8
T. Davis	11	13	64	4.9	0	17	6.6
D. DiBiase	11	11	100	9.1	1	21	9.3
D. Davis	8	8	117	14.6	1	41	11.7
J. Parmentier	9	7	74	10.6	3	25	8.2
J. Grant	7	1	9	9.0	0	9	1.3
D. Gibson	8	1	7	7.0	1	7	0.9
T. Radke	5	1	4	4.0	0	4	0.8
T. Doxzon	10	1	2	2.0	0	2	0.2
M. Brantley	7	1	2	2.0	0	2	0.3

SCORING

Player	TD	FG	PAT-Kick	PAT-Rush	PAT-Pass	DXP	Saf	Pts
T. Davis	21	0-0	0-0	0-1	0-0	0	0	126
J. Kohl	0	9-13	33-34	0-0	0-0	0	0	60
T. Doxzon	4	0-0	0-0	2-3	0-0	0	0	28
T. Watley	4	0-0	0-0	0-0	1-3	0	0	26
J. Parmentier	3	0-0	0-0	0-0	0-0	0	0	18
E. Williams	3	0-0	0-0	0-0	0-0	0	0	18
D. Anderson	2	0-0	0-0	0-0	0-0	0	0	12
D. Davis	1	0-0	0-0	0-0	0-0	0	0	6
D. DiBiase	1	0-0	0-0	0-0	0-0	0	0	6
T. Williams	1	0-0	0-0	0-0	0-0	0	0	6
D. Gibson	1	0-0	0-0	0-0	0-0	0	0	6
D. Clark	0	0-0	0-0	0-0	0-0	0	1	2

FIELD GOALS

Player	18-29	30-39	40-49	50+	Total	Lg	Blk
J. Kohl	2-2	2-3	4-6	0-0	8-12	48	1

PUNTING

Player	No	Yds	Avg.	Lg	TB	FC	I20	Blk
M. Harris	47	2149	45.7	75	-	-	-	0

PUNT RETURNS

Player	No	Yds	Avg	TD	Lg
D. Davis	4	31	7.8	0	17
K. Wilson	1	10	10.0	0	10

KICKOFF RETURNS

Player	No	Yds	Avg	TD	Lg
D. Davis	17	418	24.6	0	39
K. Wilson	10	153	15.3	0	25
T. Watley	5	107	21.4	0	31
T. Davis	4	118	29.5	0	48
D. Gibson	1	7	7.0	0	7
J. Grant	1	20	20.0	0	20

INTERCEPTIONS

Player	No	Yds	Avg	TD	Lg
M. Lincavage	3	18	6.0	0	18
D. Anderson	3	84	28.0	2	30
T. Williams	2	19	9.5	0	19
M. Cooper	1	33	33.0	0	33

TOTAL OFFENSE LEADERS

Player	G	Plays	Rush	Pass	Tot	Avg.
T. Davis	10	354	1960	0	1960	196.0
T. Doxzon	10	285	223	1433	1656	156.5

ALL PURPOSE LEADERS

Player	G	Rush	Rec	PR	KR	IR	Tot	Avg.
T. Davis	10	1960	66	0	118	0	2144	214
D. Davis	10	204	117	31	418	0	770	77.0
T. Watley	10	0	410	0	107	0	517	51.7
E. Williams	9	0	473	0	0	0	473	52.6

DEFENSIVE LEADERS

Player	G	Solo	Ast	Tot	TFL	Sack	FR	FF	Blk
J. Waters	11	71	36	107	1	0-0	0	1	0
J. Reed	11	48	40	88	8	1-10	2	0	0
D. Avey	11	56	27	83	1	0-0	0	1	0

1997 (1-10, 1-7 BIG 12, T5TH NORTH)

Date	Team	Result	Att.	AP	FD	Rushing Att	Rushing Yds	Rushing TD	Passing A-C-I	Passing Yds	Passing TD	Total Off. Plays	Total Off. Yds
A30	Iowa State	L, 14-21	43,841	-	11	21	32	0	31-18-1	285	2	52	317
	OKLAHOMA STATE*			-	19	53	217	3	21-14-0	143	0	74	360
S6	Iowa State	L, 10-56	20,857	-	16	40	59	0	31-15-2	197	1	71	256
	at Wyoming			-	24	43	207	5	30-17-1	221	2	73	428
S13	Iowa State	L, 29-53	55,942	-	21	38	52	0	35-21-1	295	3	73	347
	at Minnesota			-	11	37	195	3	18-11-0	95	2	55	290
S20	Iowa State	L, 20-63	50,066	-	22	30	(-11)	0	54-27-2	381	3	84	370
	IOWA			13	20	41	233	4	21-15-1	342	4	62	575
O4	Iowa State	L, 21-45	44,386	-	18	30	187	2	28-10-1	111	1	58	298
	at Missouri*			-	27	64	288	4	15-12-0	213	2	79	501
O11	Iowa State	L, 17-56	58,159	-	19	44	80	0	34-20-1	227	2	78	307
	at Texas A&M*			15	23	34	268	3	26-19-0	226	3	60	494
O25	Iowa State	W, 24-17	34,404	-	14	38	236	2	24-12-0	154	1	62	390
	BAYLOR*			-	19	50	179	2	24-14-0	166	0	76	345
N1	Iowa State	L, 24-34	30,000	-	28	48	216	0	39-20-0	274	3	87	490
	at Kansas*			-	17	37	193	1	20-12-0	162	1	57	355
N8	Iowa State	L, 38-43^	30,080	-	20	38	102	1	32-16-0	209	3	70	311
	COLORADO*			-	26	36	180	5	40-24-1	299	1	76	479
N15	Iowa State	L, 14-77	75,613	-	14	34	75	1	38-11-2	153	1	72	228
	at Nebraska*			3	29	63	491	9	12-9-0	121	1	75	594
N22	Iowa State	L, 3-28	24,042	-	17	36	0	0	40-15-1	265	0	76	265
	KANSAS STATE*			9	20	47	291	3	23-10-1	132	1	70	416

^Game later forfeited by Colorado due to ineligible player

Head Coach: Dan McCarney **Captains:** Todd Bandhauer, Dave Brcka, Michael Cooper, Matt Rahfaldt, Ty Watley

Offense - SE Ed Williams, LT Oliver Ross, LG Matt Rahfaldt, C Charley Bogwill, RT Kurt Levetzow, TE Damian Gibson, QB Todd Bandhauer, FL Tyrone Watley, FB Joe Parmentier, TB Darren Davis

Defense - DT James Reed, NG Greg Schoon, DE Nigel Tharpe, OLB Jim Morse, ILB Dave Brcka, ILB Michael Cooper, OLB Chin Achebe, LCB Breon Ansley, RCB Kemp Knighten, SS Dustin Avey, FS Kevin Hudson

Specialists - P Carl Gomez, K Jamie Kohl, DS Cory Kluver, PR Kevin Wilson, KR Tyrone Watley

BY QUARTERS	1	2	3	4	OT	Total
Iowa State	54	61	47	52	-	214
Opponents	132	150	98	113	-	493

TEAM STATISTICS	Iowa State	Opponents
FIRST DOWNS	201	235
Rushing	72	132
Passing	107	89
Penalty	22	14
RUSHING YARDAGE	1028	2692
Yards Gained	1549	3008
Yards Lost	521	316
Rushing Attempts	388	503
Average Per Rush	2.6	5.4
Average Per Game	93.5	244.7
Rushing TD	6	42
PASSING YARDAGE	2552	2122
Attempts	386	250
Completions	184	157
Interceptions	11	4
Average Per Attempt	6.6	8.5
Average Per Comp.	13.9	13.5
Average Per Game	232.0	192.9
Passing TD	20	17
TOTAL OFFENSE	3580	4814
Total Plays	774	753
Average Per Play	4.6	6.4
Average Per Game	325.5	437.6
KICKOFF RETURNS	55-1150	30-803
Average	20.9	26.8
PUNT RETURNS	17-136	37-479
Average	8.0	12.9
INTERCEPTION RETURNS	4-94	11-158
Average	23.5	14.4
FUMBLES-LOST	23-17	19-12
PENALTIES-YARDS	72-622	88-706
Average Per Game	56.5	64.2
PUNTS-YARDS	68-2747	42-1882
Average Per Punt	40.4	44.8
AVG TIME OF POSSESSION	30:23	29:37
TOUCHDOWNS	27	68
Rushing	6	42
Passing	20	17
Return	1	8
PAT Kicks	23-24	65-66
2-point Attempts	1-3	1-2
Field Goals	9-14	6-13
Safeties	0	0
TOTAL POINTS	214	493
AVERAGE PER GAME	19.5	44.8

RUSHING

Player	G	Att	Gain	Loss	Net	Avg.	TD	Lg	Gm
D. Davis	9	212	1076	71	1005	4.7	5	39	111.7
J. O'Neal	7	58	230	10	220	3.8	0	14	31.4
J. Heavens	10	27	103	9	94	3.5	1	17	9.4
J. Moses	5	15	55	3	52	3.5	0	13	10.4
Parmentier	8	11	26	3	23	2.1	0	6	2.9
S. Rosenfels	4	2	20	0	20	10.0	0	13	5.0
D. Green	9	2	10	0	10	5.0	0	9	1.1
D. Brown	1	7	10	0	10	1.4	0	4	10.0
C. Gomez	9	1	0	9	-9	-9.0	0	0	-1.0
Bandhauer	11	52	19	398	-379	-7.3	0	11	-34.5

PASSING

Player	G	Att-Cmp-Int	Eff.	Pct.	Yds	TD	Lg	Gm
Bandhauer	11	374-180-9	118	.481	2514	20	81	229
S. Rosenfels	4	10-4-2	32	.400	37	0	37	9.3
D. Davis	9	2-0-0	-	.000	0	0	0	0.0

RECEIVING

Player	G	Rec	Yds	Avg.	TD	Lg	Gm
T. Watley	11	50	827	`16.5	8	81	75.2
E. Williams	10	39	534	13.7	5	75	53.4
D. Green	9	21	366	17.4	2	53	40.7
A. Stensrud	8	17	277	16.3	3	61	34.6
D. Davis	9	16	130	8.1	0	26	14.4
D. Gibson	8	15	162	10.8	0	22	20.3
J. Heavens	10	11	68	6.2	0	13	6.8
G. Bivins	2	5	97	19.4	2	28	48.5
J. Neal	7	4	45	11.3	0	17	6.4
J. Parmentier	8	3	18	6.0	0	9	2.3
M. Brantley	3	2	19	9.5	0	13	6.3

SCORING

Player	TD	FG	PAT Kick	PAT Rush	PAT Pass	DXP	Saf	Pts
J. Kohl	0	9-14	23-24	0-0	0-0	0	0	50
T. Watley	8	0-0	0-0	0-0	0-0	0	0	48
E. Williams	5	0-0	0-0	0-0	0-0	0	0	32
D. Davis	5	0-0	0-0	0-0	0-0	0	0	30
A. Stensrud	3	0-0	0-0	0-0	0-0	0	0	18
G. Bivins	2	0-0	0-0	0-0	0-0	0	0	12
D. Green	2	0-0	0-0	0-0	0-0	0	0	12
J. Heavens	1	0-0	0-0	0-0	0-0	0	0	6
D. Avey	1	0-0	0-0	0-0	0-0	0	0	6
Bandhauer	0	0-0	0-0	0-1	1-2	0	0	0

FIELD GOALS

Player	18-29	30-39	40-49	50+	Total	Lg	Blk
J. Kohl	3-4	2-3	4-4	0-3	9-14	48	0

PUNTING

Player	No	Yds	Avg.	Lg	TB	FC	I20	Blk
C. Gomez	68	2747	40.4	75	-	-	-	2

PUNT RETURNS

Player	No	Yds	Avg	TD	Lg
K. Wilson	8	35	4.4	0	16
D. Green	6	58	9.7	0	27
J. Moses	1	6	6.0	0	6
T. Watley	1	12	12.0	0	12
J. Heavens	1	25	25.0	0	25

KICKOFF RETURNS

Player	No	Yds	Avg	TD	Lg
T. Watley	40	852	21.3	0	39
K. Wilson	7	146	20.9	0	28
D. Green	5	126	25.2	0	37
J. Moses	1	16	16.0	0	16
M. Hansen	1	0	0.0	0	0
B. Ansley	1	10	10.0	0	10

INTERCEPTIONS

Player	No	Yds	Avg	TD	Lg
D. Avey	2	94	47.0	1	94
D. Clark	1	0	0.0	0	0
K. Hudson	1	0	0.0	0	0

TOTAL OFFENSE LEADERS

Player	G	Plays	Rush	Pass	Tot	Avg.
T. Bandhauer	11	426	-379	2515	2136	194.2
D. Davis	9	214	1005	0	1005	111.7

ALL PURPOSE LEADERS

Player	G	Rush	Rec	PR	KR	IR	Tot	Avg.
T. Watley	11	0	827	12	852	0	1691	157
D. Davis	9	1005	130	0	0	0	1135	126
D. Green	9	10	366	58	126	0	560	62.2
E. Williams	10	0	534	0	0	0	534	53.4

DEFENSIVE LEADERS

Player	G	Solo	Ast	Tot	TFL	Sack	FR	FF	Blk
M. Cooper	-	71	40	111	2-7	0-0	2	0	0
K. Hudson	-	57	36	93	3-5	0-0	0	3	0
J. Reed	-	43	28	71	4-6	6-21	0	0	0

1998 (3-8, 1-7 BIG 12, T5TH NORTH)

Date	Team	Result	Att.	AP	FD	Rushing Att	Rushing Yds	Rushing TD	Passing A-C-I	Passing Yds	Passing TD	Total Off. Plays	Total Off. Yds
S5	Iowa State	L, 21-31	33,009	-	18	28	75	1	45-22-2	268	2	73	343
	TCU			-	16	49	297	3	12-5-1	71	0	61	368
S12	Iowa State	W 27-9	70,397	-	19	47	254	3	16-11-0	125	0	63	379
	at Iowa			-	16	25	42	1	30-19-0	229	0	55	271
S19	Iowa State	W, 38-0	33,634	-	20	45	333	4	21-13-0	214	1	66	547
	BALL STATE			-	16	39	79	0	26-14-1	156	0	65	235
S26	Iowa State	L, 24-31	33,810	-	18	35	107	0	37-19-2	230	3	72	337
	TEXAS TECH*			-	19	47	167	2	18-11-1	233	2	65	400
O3	Iowa State	L, 33-54	70,681	-	24	26	36	0	62-30-4	437	5	88	473
	at Texas*			-	28	45	336	5	26-15-1	248	2	71	584
O10	Iowa State	L, 19-35	38,756	-	20	32	121	1	33-21-3	188	1	65	309
	MISSOURI*			21	24	60	290	3	16-9-0	176	2	76	466
O24	Iowa State	L, 7-52	43,203	-	14	17	33	0	36-15-1	215	1	53	248
	at Kansas State*			4	37	62	287	4	27-18-0	286	3	89	573
O31	Iowa State	L, 14-17	70,019	-	14	38	68	2	24-11-2	215	0	62	283
	at Oklahoma*			-	15	47	156	0	22-8-0	134	2	69	290
N7	Iowa State	L, 7-42	45,807	-	17	38	103	1	32-11-3	124	0	70	227
	NEBRASKA*			14	24	62	359	5	9-4-1	44	0	71	403
N14	Iowa State	L, 8-37	49,438	-	14	34	89	1	32-15-3	93	0	66	182
	at Colorado*			-	22	54	267	2	18-11-0	196	1	72	463
N21	Iowa State	W, 23-20	26,059	-	25	54	198	1	27-15-1	166	1	81	364
	KANSAS*			-	17	31	151	1	26-10-0	210	1	57	361

Head Coach: Dan McCarney **Captains:** Chin Achebe, Todd Bandhauer, Dave Brcka, Darren Davis, Damian Gibson
Offense - SE Chris Anthony, LT Bill Marsau, LG Eugene Bernal, C Charley Bogwill, RG Ben Bruns, RT Ben Beaudet, TE Damian Gibson, QB Todd Bandhauer, FL Damian Groce, FB Joe Parmentier, TB Darren Davis
Defense - RE Reggie Hayward, DT James Reed, NG Ryan Harklau, END Chin Achebe, OLB Ab Turner, MLB Kip King, OLB Jesse Beckom, CB Jamarcus Powers, CB Breon Ansley, SS Dustin Avey, FS Jeff Waters
Specialists - P Carl Gomez, K Jamie Kohl, DS Cory Kluver, PR J.J. Moses, KR Kevin Wilson

BY QUARTERS	1	2	3	4	OT	Total
Iowa State	34	59	73	55	-	221
Opponents	81	79	75	93	-	328

TEAM STATISTICS	Iowa State	Opponents
FIRST DOWNS	204	234
Rushing	86	132
Passing	90	81
Penalty	28	21
RUSHING YARDAGE	1432	2511
Yards Gained	1692	2841
Yards Lost	260	330
Rushing Attempts	394	521
Average Per Rush	3.6	4.8
Average Per Game	130.2	228.3
Rushing TD	14	27
PASSING YARDAGE	2275	1983
Attempts	365	230
Completions	183	126
Interceptions	21	5
Average Per Attempt	6.2	8.6
Average Per Comp.	12.4	15.7
Average Per Game	206.8	180.3
Passing TD	14	13
TOTAL OFFENSE	3707	4494
Total Plays	759	751
Average Per Play	4.9	6.0
Average Per Game	337.0	408.5
KICKOFF RETURNS	35-723	20-420
Average	20.7	21.0
PUNT RETURNS	16-107	19-232
Average	6.7	12.2
INTERCEPTION RETURNS	5-82	21-364
Average	16.4	17.3
FUMBLES-LOST	11-4	27-11
PENALTIES-YARDS	78-662	92-827
Average Per Game	60.2	75.2
PUNTS-YARDS	59-2358	52-1873
Average Per Punt	40.0	36.0
THIRD DOWN CONV.	71/156	71/132
Conversion Rate	26.3%	53.8%
TOUCHDOWNS	28	43
Rushing	14	27
Passing	14	13
Return	0	1
PAT Kicks	24-25	40-41
2-point Attempts	2-6	1-2
Field Goals	9-15	8-13
Safeties	0	0
TOTAL POINTS	221	328
AVERAGE PER GAME	20.1	29.8

RUSHING

Player	G	Att	Gain	Loss	Net	Avg.	TD	Lg	Gm
D. Davis	11	294	1308	142	1166	4.0	7	42	106.0
Haywood	10	30	185	7	178	5.9	2	56	17.8
J. Moses	11	23	97	17	80	3.5	0	20	7.3
S. Rosenfels	4	4	34	0	34	8.5	0	18	8.5
Parmentier	8	9	15	0	15	1.7	2	4	1.9
A. Lee	2	1	3	0	3	3.0	0	3	1.5
K. Burris	8	4	9	7	2	0.5	0	7	0.3
Bandhauer	11	28	41	70	-29	-1.0	3	13	-2.6

PASSING

Player	G	Att-Cmp-Int	Eff.	Pct.	Yds	TD	Lg	Gm
Bandhauer	11	355-179-20	104.4	.504	2206	14	66	201
Rosenfels	4	9-3-1	55.1	.333	48	0	42	12.0
D. Davis	11	1-1-0	276.4	1.00	21	0	21	1.9

RECEIVING

Player	G	Rec	Yds	Avg.	TD	Lg	Gm
D. Groce	11	47	640	13.6	7	41	58.2
C. Anthony	11	42	490	11.7	2	35	44.5
D. Davis	11	29	242	8.3	2	65	22.0
D. Gibson	8	13	156	12.0	0	51	19.5
J. Moses	11	13	155	11.9	0	62	14.1
M. Brantley	6	11	222	20.2	2	66	37.0
K. Burris	8	10	105	10.5	0	23	13.1
A. Stensrud	6	8	137	17.1	1	40	22.8
E. Haywood	10	5	23	4.6	0	12	2.3
R. Brown	4	3	82	27.3	0	44	20.5
J. Waters	11	1	17	17.0	0	17	1.5
K. Wilson	9	1	6	6.0	0	6	0.7

SCORING

Player	TD	FG	PAT Kick	PAT Rush	PAT Pass	DXP	Saf	Pts
D. Davis	9	0-0	0-0	0-0	0-0	0	0	54
J. Kohl	0	9-15	24-25	0-0	0-0	0	0	51
D. Groce	7	0-0	0-0	0-0	0-0	0	0	42
Bandhauer	3	0-0	0-0	0-0	0-2	0	0	18
M. Brantley	2	0-0	0-0	0-0	0-0	0	0	12
Parmentier	2	0-0	0-0	0-0	0-0	0	0	12
C. Anthony	2	0-0	0-0	0-0	0-0	0	0	12
E. Haywood	2	0-0	0-0	0-0	0-0	0	0	12
A. Stensrud	1	0-0	0-0	0-0	0-0	0	0	6
J. Moses	0	0-0	0-0	1-1	0-0	0	0	2

FIELD GOALS

Player	18-29	30-39	40-49	50+	Total	Lg	Blk
J. Kohl	3-3	2-3	3-6	1-3	9-15	54	1

PUNTING

Player	No	Yds	Avg.	Lg	TB	FC	I20	Blk
C. Gomez	59	2358	40.0	72	3	18	11	0

PUNT RETURNS

Player	No	Yds	Avg	TD	Lg
D. Groce	9	53	5.9	0	16
J. Moses	3	33	11.0	0	16
A. Runk	2	9	4.5	0	9
J. Lollis	1	0	0.0	0	0
K. Wilson	1	10	10.0	0	0
R. Sloth	0	2	0.0	0	2

KICKOFF RETURNS

Player	No	Yds	Avg	TD	Lg
K. Wilson	19	375	19.7	0	36
J. Moses	7	163	23.3	0	51
D. Densmore	1	2	2.0	0	2
B. Ansley	1	29	29.0	0	29

INTERCEPTIONS

Player	No	Yds	Avg	TD	Lg
D. Anderson	2	0	0.0	0	0
K. King	1	51	51.0	0	51
D. Densmore	1	2	2.0	0	2
B. Ansley	1	29	29.0	0	29

TOTAL OFFENSE LEADERS

Player	G	Plays	Rush	Pass	Tot	Avg.
Bandhauer	11	383	-29	2206	2177	197.9
D. Davis	11	295	1166	21	1187	107.9

ALL PURPOSE LEADERS

Player	G	Rush	Rec	PR	KR	IR	Tot	Avg.
D. Davis	11	1166	242	0	0	0	1408	128
D. Groce	11	0	640	53	71	0	764	69.5
Anthony	11	0	490	0	0	0	490	44.5

DEFENSIVE LEADERS

Player	G	Solo	Ast	Tot	TFL	Sack	FR	FF	Blk
J. Waters	11	57	36	93	0-0	0-0	2	1	0
C. Achebe	11	45	47	92	1-1	5-47	1	0	0
J. Reed	11	59	29	88	2-8	4-37	0	1	0

Date	Team	Result	Att.	AP	FD	Rushing Att	Rushing Yds	Rushing TD	Passing A-C-I	Passing Yds	Passing TD	Total Off. Plays	Total Off. Yds
S2	Iowa State	W, 33-7	33,936	-	29	61	434	4	12-10-0	117	1	73	551
	INDIANA STATE			-	13	43	213	1	13-3-2	18	0	56	231
S11	Iowa State	W, 17-10	50,402	-	20	55	310	1	13-6-2	134	1	68	444
	IOWA			-	11	28	62	1	28-14-0	168	0	56	230
S18	Iowa State	W, 24-0	26,127	-	19	58	319	2	11-6-1	18	1	69	337
	at UNLV			-	7	22	8	0	23-9-1	98	0	45	106
S25	Iowa State	L, 28-35	40,057	-	22	44	250	4	24-11-1	156	0	68	406
	KANSAS STATE*			15	20	45	203	4	21-10-1	91	0	66	294
O9	Iowa State	L, 14-49	77,743	-	18	35	146	2	32-18-1	185	0	67	331
	at Nebraska*			4	25	57	439	3	14-5-0	85	2	71	524
O16	Iowa State	W, 24-21	61,052	-	18	47	198	3	15-8-2	141	0	62	339
	at Missouri*			-	25	43	158	1	34-22-0	303	2	77	461
O23	Iowa State	L, 12-16	34,892	-	22	43	195	0	27-16-2	184	1	70	379
	COLORADO*			-	17	40	180	1	23-14-1	116	1	63	296
O30	Iowa State	L, 41-44	37,218	-	17	35	68	4	20-11-0	291	2	55	359
	TEXAS*			12	25	38	129	2	40-30-0	345	2	78	474
N6	Iowa State	L, 16-28	41,691	-	17	44	137	2	28-14-1	169	0	72	306
	at Texas Tech*			-	19	46	257	3	14-8-1	113	1	60	370
N13	Iowa State	L, 10-31	37,073	-	11	30	57	0	36-15-2	187	1	66	244
	OKLAHOMA*			-	20	39	301	2	42-24-0	180	2	81	481
N20	Iowa State	L, 28-31	27,000	-	22	34	91	1	36-22-1	332	3	70	423
	at Kansas*			-	25	59	283	4	22-10-1	119	0	81	402

Head Coach: Dan McCarney **Captains:** Chris Anthony, Jesse Beckom, Darren Davis, Ryan Gerke, Ryan Harklau
Offense - SE Chris Anthony, LT Bill Marsau, LG Ben Beaudet, C Ben Bruns, RG Ryan Gerke, RT Marcel Howard, FL Michael Brantley, QB Sage Rosenfels, TB Darren Davis, WR J.J. Moses, TE Mike Banks
Defense - RE Reggie Hayward, DT James Reed, NG Nigel Tharpe, LE Robert Brannon, OLB Eric Weiford, MLB Dave Brcka, OLB Jesse Beckom, SS Jeff Waters, CB Atif Austin, FS Dustin Avey, CB Ryan Sloth
Specialists - PK Mike McKnight, P Carl Gomez, DS Jason Lyftogt

BY QUARTERS	1	2	3	4	OT	Total
Iowa State	60	84	42	61	-	247
Opponents	80	54	70	68	-	272

TEAM STATISTICS	Iowa State	Opponents
FIRST DOWNS	215	207
Rushing	119	124
Passing	80	71
Penalty	16	12
RUSHING YARDAGE	2205	2233
Yards Gained	2470	2508
Yards Lost	265	275
Rushing Attempts	486	460
Average Per Rush	4.5	4.9
Average Per Game	200.5	203.0
Rushing TD	23	22
PASSING YARDAGE	1914	1636
Attempts	254	274
Completions	137	149
Interceptions	13	7
Average Per Attempt	7.5	6.0
Average Per Comp.	14.0	11.0
Average Per Game	174.0	148.7
Passing TD	10	10
TOTAL OFFENSE	4119	3869
Total Plays	740	734
Average Per Play	5.6	5.3
Average Per Game	374.5	351.7
KICKOFF RETURNS	33-631	33-651
Average	19.1	19.7
PUNT RETURNS	24-163	20-153
Average	6.8	7.7
INTERCEPTION RETURNS	7-25	13-83
Average	3.6	6.9
FUMBLES-LOST	21-13	23-9
PENALTIES-YARDS	74-598	71-651
Average Per Game	54.4	59.2
PUNTS-YARDS	49-1824	53-2092
Average Per Punt	37.2	39.5
THIRD DOWN CONV.	69/157	56/153
Conversion Rate	44%	37%
FOURTH DOWN CONV.	5/12	11/18
Conversion Rate	42%	61%
TOUCHDOWNS	33	36
Rushing	23	22
Passing	10	10
Return	0	1
PAT Kicks	28-33	35-35
2-point Attempts	0-0	0-1
Field Goals	7-13	7-14
Safeties	0	0
AVG TIME OF POSSESSION	32:13	27:47
TOTAL POINTS	247	272
AVERAGE PER GAME	22.4	24.7

RUSHING

Player	G	Att	Gain	Loss	Net	Avg.	TD	Lg	Gm
D. Davis	11	287	1471	83	1388	4.8	14	56	126.2
Haywood	11	55	283	5	273	5.1	3	24	25.3
Rosenfels	11	80	359	134	225	2.8	4	52	20.5
J. Moses	11	17	133	13	120	7.1	1	29	10.9
D.Anderson	3	13	87	4	83	6.4	0	23	27.7
D. Walker	5	15	83	13	70	4.7	0	14	14.0
M. Wagner	1	6	30	0	30	5.0	0	17	30.0
H. Jackson	2	6	14	0	14	2.3	1	4	7.0
M. Brantley	6	1	6	0	6	6.0	0	6	1.0
R. Lewis	2	2	4	0	4	2.0	0	3	2.0
C. Gomez		11	1	0	-7	-7.0	0	0	-.6

PASSING

Player	G	Att-Cmp-Int	Eff.	Pct.	Yds	TD	Lg	Gm
S. Rosenfels	11	235-127-11	122	.540	1781	10	80	162
D. Walker	5	18-9-2	77.2	.500	106	0	50	21.2
D. Davis	11	1-1-0	-	1.00	27	0	27	2.5

RECEIVING

Player	G	Rec	Yds	Avg.	TD	Lg	Gm
C. Anthony	10	37	432	11.7	1	35	43.2
D. Davis	11	21	160	7.6	2	42	14.5
J. Moses	11	18	296	16.4	2	28	26.9
M. Brantley	6	16	289	18.1	2	59	48.2
E. Haywood	11	10	176	17.6	0	34	16.0
D. Groce	4	9	226	25.1	1	80	56.5
M. Banks	5	9	99	11.0	0	32	19.8
A. Stensrud	4	5	56	11.2	1	25	14.0
C. Campbell	3	5	53	10.6	0	16	17.7
K. Burris	5	4	51	12.8	0	26	10.2
R. Moorer	2	3	76	25.3	1	48	38.0

SCORING

Player	TD	FG	PAT-Kick	PAT-Rush	PAT-Pass	DXP	Saf	Pts
D. Davis	16	0-0	0-0	0-0	0-0	0	0	96
McKnight	0	7-13	26-30	0-0	0-0	0	0	47
Rosenfels	4	0-0	0-0	0-0	0-0	0	0	24
Haywood	3	0-0	0-0	0-0	0-0	0	0	18
J. Moses	3	0-0	0-0	0-0	0-0	0	0	18
M. Brantley	2	0-0	0-0	0-0	0-0	0	0	12
A. Stensrud	1	0-0	0-0	0-0	0-0	0	0	6
H. Jackson	1	0-0	0-0	0-0	0-0	0	0	6
D. Groce	1	0-0	0-0	0-0	0-0	0	0	6
C. Anthony	1	0-0	0-0	0-0	0-0	0	0	6
R. Moorer	1	0-0	0-0	0-0	0-0	0	0	6
S. Nass	0	0-0	2-3	0-0	0-0	0	0	2

FIELD GOALS

Player	18-29	30-39	40-49	50+	Total	Lg	Blk
McKnight	0-2	3-5	4-6	0-0	7-13	43	1

PUNTING

Player	No	Yds	Avg.	Lg	TB	FC	I20	Blk
C. Gomez	11	47	1821	54	-	-	-	0

PUNT RETURNS

Player	No	Yds	Avg	TD	Lg
J. Moses	21	146	7.0	0	29
A. Runk	2	17	8.5	0	13
R. Sloth	1	0	0.0	0	0

KICKOFF RETURNS

Player	No	Yds	Avg	TD	Lg
J. Moses	21	480	22.9	0	80
E. Haywood	4	58	14.5	0	21
K. Burris	3	12	4.0	0	8
D. Davis	3	59	19.7	0	25
M. Brantley	1	16	16.0	0	16
C. Campbell	1	6	6.0	0	6

INTERCEPTIONS

Player	No	Yds	Avg	TD	Lg
D. Avey	2	4	2.0	0	4
J. Waters	2	-1	-0.5	0	0
R. Sloth	1	4	4.0	0	4
A. Turner	1	18	18.0	0	18
D. Densmore	1	0	0.0	0	0

TOTAL OFFENSE LEADERS

Player	G	Plays	Rush	Pass	Tot	Avg.
Rosenfels	11	315	225	1781	2006	182.4
D.Davis	11	288	1388	27	1415	128.6

ALL PURPOSE LEADERS

Player	G	Rush	Rec	PR	KR	IR	Tot	Avg.
D. Davis	11	1388	160	0	59	0	1607	146
J. Moses	11	120	296	146	480	0	1042	94.7
Haywood	11	278	176	0	58	0	512	46.5

DEFENSIVE LEADERS

Player	G	Solo	Ast	Tot	TFL	Sack	FR	FF	Blk
J. Waters	11	71	36	107	1	0-0	0	1	0
J. Reed	11	48	40	88	8	1-10	2	0	0
D. Avey	11	56	27	83	1	0-0	0	1	0

2000 (9-3, 5-3 BIG 12, 3RD NORTH)

Date	Team	Result	Att.	AP	FD	Rushing Att	Rushing Yds	Rushing TD	Passing A-C-I	Passing Yds	Passing TD	Total Off. Plays	Total Off. Yds
S2	Iowa State	W, 25-15	34,385	-	16	40	204	3	30-16-1	196	0	70	400
	OHIO			-	18	41	179	1	25-9-2	130	1	66	309
S9	Iowa State	W, 37-22	35,408	-	19	42	150	1	31-16-1	286	2	73	436
	UNLV			-	20	47	197	1	25-9-1	190	2	72	387
S16	Iowa State	W, 24-14	70,397	-	24	46	246	3	27-18-1	239	0	73	485
	at Iowa			-	17	28	93	0	41-22-1	235	2	69	328
S30	Iowa State	W, 31-17	31,126	-	22	53	308	3	23-12-0	167	1	76	475
	at Baylor*			-	20	37	108	1	27-8-1	161	1	64	269
O7	Iowa State	L, 27-49	50,074	-	18	25	37	1	43-22-2	346	2	68	383
	NEBRASKA*			2	20	60	336	6	17-7-1	164	0	77	500
O14	Iowa State	W, 33-26	41, 310	-	27	40	210	2	38-19-1	290	2	78	500
	at Oklahoma State*			-	27	37	132	1	46-26-1	328	2	83	460
O21	Iowa State	L, 7-30	48,931	-	11	26	102	0	35-16-2	137	1	61	239
	TEXAS A&M*			-	21	50	221	1	27-16-0	248	2	77	469
O28	Iowa State	W, 39-20	46,599	-	27	50	339	5	17-10-1	156	0	67	495
	MISSOURI*			-	25	48	256	2	34-13-2	171	1	82	427
N4	Iowa State	L, 10-56	50,114	-	14	28	80	1	42-18-2	211	0	70	291
	at Kansas State*			19	29	60	367	6	20-13-0	216	2	80	583
N11	Iowa State	W, 35-27	46,430	-	23	47	277	3	27-15-1	173	1	74	450
	at Colorado*			-	23	38	132	3	34-25-1	307	1	72	439
N18	Iowa State	W, 38-17	36,725	-	28	50	335	5	28-13-1	171	0	78	506
	KANSAS*			-	18	38	138	1	35-15-0	158	1	73	296
D28	Iowa State	W, 37-29	41,813	-	22	34	67	2	34-23-0	308	2	68	375
	vs. Pittsburgh^			-	23	36	144	2	36-20-1	347	2	72	491

^ - Insight.com Bowl at Phoenix, Ariz.

Head Coach: Dan McCarney **Captains:** Chris Anthony, Ryan Harklau, Reggie Hayward, Sage Rosenfels

Offense - SE Chris Anthony, LT Marcel Howard, LG Ben Beaudet, C Ben Bruns, RG Lorenzo White, RT Andy Stensrud, FL J.J. Moses, QB Sage Rosenfels, TB Ennis Haywood, FB Joe Woodley, WR Craig Campbell, TE Mike Banks

Defense - RE Reggie Hayward, DT James Reed, NG Ryan Harklau, LE Kevin DeRonde, OLB Derrick Walker, MLB Matt Word, OLB Ab Turner, SS Doug Densmore, FS Dustin Avey, CB Atif Austin, CB Jamarcus Powers

Specialists - PK Carl Gomez, P Carl Gomez, HO Casey Baldwin, DS Jason Lyftogt, PR J.J. Moses, KR J.J. Moses

BY QUARTERS	1	2	3	4	OT	Total
Iowa State	73	103	60	70	-	306
Opponents	86	67	55	85	-	293

TEAM STATISTICS	Iowa State	Opponents
FIRST DOWNS	229	238
Rushing	105	125
Passing	100	96
Penalty	24	17
RUSHING YARDAGE	2299	2159
Yards Gained	2474	2461
Yards Lost	175	302
Rushing Attempts	446	484
Average Per Rush	5.2	4.5
Average Per Game	209.0	196.3
Rushing TD	27	23
PASSING YARDAGE	2370	2308
Attempts	342	331
Completions	176	163
Interceptions	13	20
Average Per Attempt	6.9	7.0
Average Per Comp.	13.5	14.2
Average Per Game	215.5	209.8
Passing TD	9	15
TOTAL OFFENSE	4669	4467
Total Plays	788	815
Average Per Play	5.9	5.5
Average Per Game	424.5	406.1
KICKOFF RETURNS	28-477	39-844
Average	17.0	21.6
PUNT RETURNS	24-246	26-299
Average	10.3	11.5
INTERCEPTION RETURNS	10-204	13-120
Average	20.4	9.2
FUMBLES-LOST	7-5	26-13
PENALTIES-YARDS	79-742	83-723
Average Per Game	67.5	65.7
PUNTS-YARDS	58-2189	49-1932
Average Per Punt	37.7	39.4
THIRD DOWN CONV.	55/151	68/167
Conversion Rate	36%	41%
FOURTH DOWN CONV.	5/10	13/25
Conversion Rate	50%	52%
TOUCHDOWNS	39	38
Rushing	27	23
Passing	9	15
Return	1	0
PAT Kicks	28-34	30-34
2-point Attempts	0-1	0-3
Field Goals	14-21	11-19
Safeties	0	0
TIME OF POSSESSION	30:26	29:34
TOTAL POINTS	306	293
AVERAGE PER GAME	27.8	26.6

RUSHING

Player	G	Att	Gain	Loss	Net	Avg.	TD	Lg	Gm
Haywood	10	229	1281	44	1237	5.4	8	73	123.7
M. Wagner	10	85	422	26	396	4.7	5	66	39.6
Rosenfels	11	78	445	64	381	4.9	10	36	34.6
J. Moses	11	16	166	13	153	9.6	2	58	13.9
H. Rutland	11	18	132	4	128	7.1	0	33	11.6
J. Woodley	11	8	18	0	18	2.3	2	6	1.6
J. Billups	11	1	3	0	3	3.0	0	3	0.3
C. Baldwin	2	1	0	2	-2	-2.0	0	0	-1.0
G. Scott	2	4	7	11	-4	-1.0	0	6	-2.0

PASSING

Player	G	Att-Cmp-Int	Eff.	Pct.	Yds	TD	Lg	Gm
S. Rosenfels	11	333-172-12	110.3	.517	2298	8	78	208.9
G. Scott	2	4-3-0	- .750		61	1	43	30.5
E. Haywood	10	1-1-0	- 100.0		11	0	11	1.1
L. Danielsen	7	1-0-1	- 0.0		0	0	0	0.0

RECEIVING

Player	G	Rec	Yds	Avg.	TD	Lg	Gm
J. Moses	11	53	775	14.6	4	78	70.5
C. Anthony	11	35	449	12.8	1	52	40.8
C. Campbell	11	20	353	17.6	1	53	32.1
M. Banks	11	27	273	10.1	0	26	24.8
E. Haywood	10	25	211	8.4	0	32	21.1
L. Danielsen	11	5	151	30.2	2	55	13.7
K. Knock	11	5	72	14.4	0	36	6.5
J. Montgomery	11	2	57	28.5	0	33	5.2
J. Whitver	2	1	8	8.0	0	8	4.0
M. Wagner	10	2	14	7.0	1	13	1.4
H. Rutland	11	1	7	7.0	0	7	0.6

SCORING

Player	TD	FG	Kick Rush	PAT Pass	DXP	Saf	Pts
S. Rosenfels	10	0-0	0-0	0-1 1-4	0	0	60
E. Haywood	8	0-0	0-0	0-0 0-0	0	0	50
McKnight	0	7-13	16-19	0-0 0-0	0	0	37
J. Moses	6	0-0	0-0	0-0 0-0	0	0	36
M. Wagner	6	0-0	0-0	0-0 0-0	0	0	36
C. Gomez	0	7-8	12-13	0-0 0-0	0	0	33
L. Danielsen	3	0-0	0-0	0-0 0-0	0	0	18
J. Woodley	2	0-0	0-0	0-0 0-0	0	0	12
J. Powers	1	0-0	0-0	0-0 0-0	0	0	6
M. Timmons	1	0-0	0-0	0-0 0-0	0	0	6
C. Anthony	1	0-0	0-0	0-0 0-0	0	0	6
C. Campbell	1	0-0	0-0	0-0 0-0	0	0	6
T. Yelk	0	0-0	0-0	0-0 0-0	0	0	0

FIELD GOALS

Player	18-29	30-39	40-49	50+	Total	Lg	Blk
McKnight	5-6	1-4	1-2	0-1	7-13	40	0
C. Gomez	2-2	2-2	3-4	0-0	7-8	46	0

PUNTING

Player	No	Yds	Avg.	Lg	TB	FC	I20	Blk
C. Gomez	56	2163	38.6	72	5	8	10	0
S. Rosenfels	1	26	26.0	26	0	0	1	0

PUNT RETURNS

Player	No	Yds	Avg	TD	Lg
J. Moses	20	226	11.3	0	39
M. Wagner	2	4	2.0	0	4
A. Runk	1	0	0.0	0	0
A. Austin	1	16	16.0	0	0
L. Danielsen	0	0	0.0	1	0

KICKOFF RETURNS

Player	No	Yds	Avg	TD	Lg
J. Moses	14	291	20.8	0	45
J. Billups	8	118	14.8	0	21
J. Woodley	2	18	9.0	0	17
C. Gomez	2	21	10.5	0	12
M. Wagner	1	10	10.0	0	10
M. Banks	1	19	19.0	0	19

INTERCEPTIONS

Player	No	Yds	Avg	TD	Lg
M. Timmons	3	93	31.0	1	78
D. Avey	2	20	10.0	0	20
A. Runk	1	0	0.0	0	0
A. Austin	1	16	16.0	0	0
L. Danielsen	0	0	0.0	1	0

TOTAL OFFENSE LEADERS

Player	G	Plays	Rush	Pass	Tot	Avg.
Rosenfels	11	411	381	2298	2697	243.5
Haywood	10	230	1237	11	1248	124.8

ALL PURPOSE LEADERS

Player	G	Rush	Rec	PR	KR	IR	Tot	Avg.
Haywood	10	1237	211	0	0	0	1448	145
J. Moses	11	153	775	226	291	0	1445	131

DEFENSIVE LEADERS

Player	G	Solo	Ast	Tot	TFL	Sack	FR	FF	Blk
Hayward	11	55	35	90	10-53	7-43	2	2	3
J. Reed	11	46	40	86	6-30	3-20	0	3	0
A. Turner	11	45	26	71	5-10	1-3	0	0	0

Date	Team	Result	Att.	AP	FD	Rushing Att	Rushing Yds	Rushing TD	Passing A-C-I	Passing Yds	Passing TD	Total Off. Plays	Total Off. Yds
S8	Iowa State	W, 45-0	47,092	-	16	45	249	6	18-9-0	88	0	63	337
	NORTHERN IOWA			-	17	41	183	0	30-10-6	116	0	71	299
S22	Iowa State	W, 31-28	24,000	-	29	53	308	4	28-15-2	250	0	81	558
	at Ohio			-	17	44	285	2	12-8-0	151	2	56	436
S29	Iowa State	W, 41-0	44,189	-	27	48	179	1	29-24-1	330	4	77	509
	BAYLOR*			-	18	27	13	0	40-27-2	177	0	67	190
O6	Iowa State	L, 14-48	78,002	-	20	38	122	1	29-13-2	214	1	67	336
	at Nebraska*			4	25	54	359	6	16-11-1	117	0	70	476
O13	Iowa State	W, 20-14	50,671	-	16	44	207	2	22-13-0	75	0	66	282
	at Missouri*			-	20	37	229	1	32-14-1	137	1	69	366
O20	Iowa State	W, 28-14	49,459	-	30	58	285	4	19-16-0	150	0	77	435
	OKLAHOMA STATE*			-	18	18	42	0	39-24-1	234	2	57	276
O27	Iowa State	L, 21-24	85,661	-	26	34	97	1	48-30-1	348	2	82	445
	at Texas A&M*			-	14	35	190	3	21-11-1	132	0	56	322
N3	Iowa State	L, 3-42	40,228	-	11	24	23	0	29-15-3	151	0	53	174
	KANSAS STATE*			-	30	75	343	4	13-5-0	88	1	88	431
N10	Iowa State	L, 27-40	39,024	-	22	35	132	1	36-22-1	279	3	71	411
	COLORADO*			21	26	57	255	2	27-18-0	247	2	84	502
N17	Iowa State	W, 49-7	33,500	-	24	63	320	5	18-7-1	112	1	81	432
	at Kansas*			-	14	34	85	0	26-12-5	126	1	60	211
N24	Iowa State	W, 17-14	51,042	-	17	39	84	1	27-20-1	228	1	66	312
	IOWA			-	18	36	159	1	20-15-1	145	1	56	304
D27	Iowa State	L, 13-14	45,627	-	23	32	172	1	42-25-0	284	0	74	456
	vs. Alabama^			-	15	39	150	1	19-11-1	119	1	58	269

^ - MainStay independence Bowl at Shreveport, La. (Statistics not included in totals below)

Head Coach: Dan McCarney **Captains:** Mike Banks, Kevin DeRonde, Ennis Haywood, Adam Runk

Offense - WR Lane Danielsen, LT Marcel Howard, LG Bob Montgomery, C Zach Butler, RG Lorenzo White, RT Cory Hannen, TE Mike Banks, FL Jack Whitver, QB Seneca Wallace, TB Ennis Haywood, , WR Craig Campbell

Defense - RE Tyson Smith, DT Jordan Carstens, NG Willie Judd, END Kevin DeRonde, OLB Jeremy Loyd, MLB Matt Word, OLB Justin Eilers, SS Adam Runk,FS Marc Timmons, CB Harold Clewis, CB Atif Austin

Specialists - PK Tony Yelk, P Tony Yelk, DS Jason Lyftogt, H Casey Baldwin, PR Michael Wagner, KR JaMaine Billups

BY QUARTERS	1	2	3	4	OT	Total
Iowa State	76	90	70	60	-	296
Opponents	58	62	49	62	-	231

TEAM STATISTICS	Iowa State	Opponents
FIRST DOWNS	238	217
Rushing	114	122
Passing	106	79
Penalty	18	16
RUSHING YARDAGE	2006	2143
Yards Gained	2297	2495
Yards Lost	291	352
Rushing Attempts	481	458
Average Per Rush	4.2	4.7
Average Per Game	182.4	194.8
Rushing TD	26	19
PASSING YARDAGE	2225	1670
Attempts	303	276
Completions	184	155
Interceptions	12	18
Average Per Attempt	7.3	6.1
Average Per Comp.	12.1	10.8
Average Per Game	202.3	151.8
Passing TD	12	10
TOTAL OFFENSE	4231	3813
Total Plays	784	734
Average Per Play	5.4	5.2
Average Per Game	384.6	346.6
KICKOFF RETURNS	26-403	25-467
Average	15.5	18.7
PUNT RETURNS	23-206	27-252
Average	9.0	9.3
INTERCEPTION RETURNS	18-237	12-139
Average	13.2	11.6
FUMBLES-LOST	13-2	13-8
PENALTIES-YARDS	67-567	64-633
Average Per Game	51.5	57.5
PUNTS-YARDS	46-1973	52-2107
Average Per Punt	42.9	40.5
THIRD DOWN CONV.	74/160	61/147
Conversion Rate	46%	41%
FOURTH DOWN CONV.	10/17	9/16
Conversion Rate	59%	56%
SACKS-YARDS	17-136	16-132
TOUCHDOWNS	39	31
Rushing	26	19
Passing	12	10
Return	1	2
PAT Kicks	38-39	30-31
2-point Attempts	0-0	0-1
Field Goals	8-18	5-8
Safeties	0	0
AVG TIME OF POSSESSION	31:50	28:10
TOTAL POINTS	296	231
AVERAGE PER GAME	26.9	21.0

RUSHING

Player	G	Att	Gain	Loss	Net	Avg.	TD	Lg	Gm
Haywood	11	258	1222	53	1169	4.5	14	66	106.3
S. Wallace	11	114	663	188	475	4.2	7	60	43.2
M. Wagner	11	47	128	15	113	2.4	1	13	10.3
Danielsen	11	7	74	2	72	10.3	1	32	6.5
T. Yelk	11	1	48	0	48	48.0	0	48	4.4
J. Billups	18	18	52	6	46	2.6	1	11	4.2
Campbell	11	5	34	0	34	6.8	0	14	3.1
H. Rutland	11	11	33	3	30	2.7	0	10	2.7
Montgomery	11	7	32	4	28	4.0	0	12	2.5
J. Woodley	11	5	6	0	6	1.2	2	2	0.5
J. Whitver	11	1	4	0	4	4.0	0	4	0.4
C. Love	5	2	1	3	-2	-1.0	0	1	-0.4
G. Scott	1	1	0	5	-5	-5.0	0	0	-5.0

PASSING

Player	G	Att-Cmp-Int	Eff.	Pct.	Yds	TD	Lg	Gm
Wallace	11	269-167-9	133	.621	2044	11	54	186
C. Love	5	28-17-3	105	.607	181	1	27	36.2
G. Scott	1	2-0-0	0.00	0.0	0	0	0	0.0
Montgomery	11	1-0-0	0.00	0.0	0	0	0	0.0

RECEIVING

Player	G	Rec	Yds	Avg.	TD	Lg	Gm
L. Danielsen	11	49	694	14.2	4	51	63.1
C. Campbell	11	31	486	15.7	2	39	44.2
M. Banks	10	23	212	9.2	0	23	21.2
J. Whitver	11	21	272	13.0	3	54	24.7
E. Haywood	11	20	138	6.9	0	20	12.5
J. Montgomery	11	19	195	10.3	0	30	17.7
L. Young	10	9	102	11.3	3	29	10.2
K. Knock	10	5	59	11.8	0	23	5.9
J. Billups	11	4	29	7.2	0	11	2.6
J. Lyftogt	10	1	19	19.0	0	19	1.9
H. Rutland	11	1	12	12.0	0	12	1.1
J. Woodley	11	1	7	7.0	0	7	0.6

SCORING

Player	TD	FG	PAT-Kick	PAT-Rush	PAT-Pass	DXP	Saf	Pts
Haywood	14	0-0	0-0	0-0	0-0	0	0	84
T. Yelk	0	8-18	38-39	0-0	0-0	0	0	62
S. Wallace	7	0-0	0-0	0-0	0-0	0	0	42
Danielsen	5	0-0	0-0	0-0	0-0	0	0	30
J. Whitver	3	0-0	0-0	0-0	0-0	0	0	18
L. Young	3	0-0	0-0	0-0	0-0	0	0	18
Campbell	2	0-0	0-0	0-0	0-0	0	0	12
J. Woodley	2	0-0	0-0	0-0	0-0	0	0	12
M. Wagner	1	0-0	0-0	0-0	0-0	0	0	6
J. Billups	1	0-0	0-0	0-0	0-0	0	0	6
M. Word	1	0-0	0-0	0-0	0-0	0	0	6

FIELD GOALS

Player	18-29	30-39	40-49	50+	Total	Lg	Blk
T. Yelk	4-5	3-7	1-6	0-0	8-18	47	4

PUNTING

Player	No	Yds	Avg.	Lg	TB	FC	I20	Blk
T. Yelk	45	1973	43.8	64	6	0	15	0

PUNT RETURNS

Player	No	Yds	Avg	TD	Lg
M. Wagner	15	160	10.7	0	27
J. Billups	4	15	3.8	0	12
A. Runk	3	19	6.3	0	9
M. Banks	1	12	12.0	0	12

KICKOFF RETURNS

Player	No	Yds	Avg	TD	Lg
H. Rutland	7	111	15.9	0	21
J. Billups	6	79	13.2	0	20
M. Wagner	6	106	17.7	0	27
E. Hobbs	6	91	15.2	0	22
Montgomery	1	16	16.0	0	16

INTERCEPTIONS

Player	No	Yds	Avg	TD	Lg
A. Runk	4	34	8.5	0	22
H. Clewis	2	2	1.0	0	2
J. Loyd	2	58	29.0	0	44
M. Timmons	2	25	12.5	0	25
A. Forrest	1	-1	-1.0	0	0
J. Eilers	1	0	0.0	0	0
M. Word	1	36	36.0	1	36
D. Phillips	1	19	19.0	0	19
B. Nash	1	21	21.0	0	21
N. Linder	1	0	0.0	0	0
E. Hobbs	1	4	4.0	0	4
J. Smith	1	39	39.0	0	39

TOTAL OFFENSE LEADERS

Player	G	Plays	Rush	Pass	Tot	Avg.
S. Wallace	11	383	475	2044	2519	229.0
Haywood	11	258	1169	0	1169	106.3

ALL PURPOSE LEADERS

Player	G	Rush	Rec	PR	KR	IR	Tot	Avg.
Haywood	11	1169	138	0	0	0	1307	118.8
Danielsen	11	72	694	0	0	0	766	69.6
Campbell	11	34	486	0	0	0	520	47.3

DEFENSIVE LEADERS

Player	G	Solo	Ast	Tot	TFL	Sack	FR	FF	Blk
M. Word	11	77	31	108	10-49	3-32	1	1	1
J. Eilers	11	56	37	93	4-10	1-6	0	0	0
A. Runk	11	64	23	87	3-17	2-15	0	0	0

2002 (7-7, 4-4 BIG 12, 3RD NORTH)

Date	Team	Result	Att.	AP	FD	Rushing Att	Rushing Yds	Rushing TD	Passing A-C-I	Passing Yds	Passing TD	Total Off. Plays	Total Off. Yds
A24	Iowa State	L, 31-38	55,132	-	23	38	130	2	33-22-1	313	2	71	443
	vs. Florida State^			3	22	43	239	2	25-17-1	210	2	68	449
A31	Iowa State	W, 45-3	40,026	-	25	53	277	6	25-16-1	234	0	78	511
	KANSAS*			-	14	33	69	0	32-10-3	81	0	65	150
S7	Iowa State	W, 58-6	40,155	-	16	43	223	1	22-14-1	253	4	65	476
	TENNESSEE TECH			-	14	33	51	0	34-17-1	154	1	67	205
S14	Iowa State	W, 36-31	70,397	-	22	39	85	3	37-23-1	361	1	76	446
	at Iowa			-	21	42	222	2	21-12-0	178	2	63	400
S21	Iowa State	W, 42-12	44,896	21	17	35	68	1	25-17-0	295	3	60	363
	TROY STATE			-	19	38	118	1	36-17-0	195	0	74	313
S28	Iowa State	W, 36-14	51,888	19	23	52	192	3	32-19-2	220	1	84	412
	NEBRASKA*			20	10	30	81	1	29-12-1	192	1	59	273
O12	Iowa State	W, 31-17	51,842	11	19	46	228	3	22-15-0	148	1	68	376
	TEXAS TECH*			-	23	30	189	1	51-37-1	272	1	81	461
O19	Iowa State	L, 3-49	75,201	9	5	23	17	0	22-4-3	43	0	45	60
	at Oklahoma*			2	25	66	199	5	24-14-0	168	1	90	367
O26	Iowa State	L, 10-21	83,071	17	21	33	58	0	40-19-1	227	1	73	285
	at Texas*			7	25	56	245	3	23-16-1	141	0	79	386
N2	Iowa State	W, 42-35	44,339	22	28	39	177	4	47-31-0	425	1	86	602
	MISSOURI*			-	18	36	118	2	35-24-1	247	2	71	365
N9	Iowa State	L, 7-58	49,504	21	15	39	71	1	28-12-3	178	0	67	249
	at Kansas State*			12	20	47	223	6	17-12-0	162	0	64	385
N16	Iowa State	L, 27-41	48,728	-	27	38	207	3	35-24-1	265	1	73	472
	at Colorado*			17	28	51	331	2	29-17-0	187	2	80	518
N23	Iowa State	L, 20-37	34,582	-	20	35	152	2	44-19-4	216	0	79	368
	CONNECTICUT			-	24	39	202	1	38-20-1	233	3	77	435
D31	Iowa State	L, 16-34	30,446	-	17	41	145	1	42-15-0	130	1	83	275
	at Boise State$			18	19	40	157	4	32-17-0	160	1	72	317

^ - Eddie Robinson Classic at Kansas City, Mo. $ - Crucial.com Humanitarian Bowl at Boise, Idaho

Head Coach: Dan McCarney **Captains:** Zach Butler, Jordan Carstens, Seneca Wallace, Chris Whitaker

Offense - WR Lane Danielsen, LT Casey Shelton, LG Bob Montgomery, C Zach Butler, RG Collin Menard, RT Cale Stubbe, TE Kyle Knock, FL Jamaul Montgomery, QB Seneca Wallace, TB Michael Wagner, SE Jack Whitver

Defense - RE Tyson Smith, DT Jordan Carstens, NG Nick Leaders, END Beau Coleman, SLB Brandon Brown, MLB Matt Word, WLB Jeremy Loyd, SS JaMaine Billups, FS Marc Timmons, CB Ellis Hobbs, CB Atif Austin

Specialists - PK Adam Benike, P Tony Yelk, DS Matt Bockes, H Casey Baldwin, PR Todd Miller, KR Lance Young

BY QUARTERS	1	2	3	4	OT	Total
Iowa State	77	122	113	92	-	404
Opponents	84	120	103	89	-	396

TEAM STATISTICS	Iowa State	Opponents
FIRST DOWNS	278	282
Rushing	104	150
Passing	152	121
Penalty	22	11
RUSHING YARDAGE	2030	2444
Yards Gained	2424	2821
Yards Lost	394	377
Rushing Attempts	554	584
Average Per Rush	3.7	4.2
Average Per Game	145.0	174.6
Rushing TD	30	30
PASSING YARDAGE	3308	2580
Attempts	454	426
Completions	250	242
Interceptions	18	10
Average Per Attempt	7.3	6.1
Average Per Comp.	13.2	10.7
Average Per Game	236.3	184.3
Passing TD	16	16
TOTAL OFFENSE	5338	5024
Total Plays	1008	1010
Average Per Play	5.3	5.0
Average Per Game	381.3	359.9
KICKOFF RETURNS	51-905	42-792
Average	17.7	18.9
PUNT RETURNS	40-423	36-370
Average	10.6	10.3
INTERCEPTION RETURNS	10-152	18-262
Average	15.2	14.6
FUMBLES-LOST	21-10	32-17
PENALTIES-YARDS	72-571	84-647
Average Per Game	40.8	46.2
PUNTS-YARDS	71-2793	82-3100
Average Per Punt	39.3	37.8
THIRD DOWN CONV.	90/214	89/219
Conversion Rate	42.1%	41%
FOURTH DOWN CONV.	10/18	16/24
Conversion Rate	55.6%	67%
TOUCHDOWNS	50	52
Rushing	30	30
Passing	16	16
Return	4	6
PAT Kicks	46-48	48-51
2-point Attempts	1-2	0-1
Field Goals	18-26	11-19
Safeties	1	0
TIME OF POSSESSION	29:11	30:49
TOTAL POINTS	404	396
AVERAGE PER GAME	28.9	28.3

RUSHING

Player	G	Att	Gain	Loss	Net	Avg.	TD	Lg	Gm
H. Rutland	14	160	678	64	614	3.8	6	41	43.9
M. Wagner	13	153	570	28	542	3.5	7	28	41.7
S. Wallace	14	123	676	239	437	3.6	8	48	31.2
Thompson	13	83	325	20	305	3.7	4	29	23.5
Danielsen	14	15	148	25	123	8.2	3	79	8.8
J. Whitver	14	1	12	0	12	12.0	0	12	0.9
C. Love	4	3	7	1	6	2.0	0	6	1.5
J. Woodley	10	7	5	0	5	0.7	2	2	0.5
T.J. Klith	4	2	1	0	1	0.5	0	1	0.2
Montgomery	13	2	2	5	-3	-1.5	0	2	-0.2

PASSING

Player	G	Att-Cmp-Int	Eff.	Pct.	Yds	TD	Lg	Gm
S.Wallace	14	443-244-18	119.66	.551	3245	15	60	231.8
C.Love	4	10-5-0	135.08	.500	62	1	16	15.5
Danielsen	14	1-1-0	108.40	1.00	1	0	1	0.1

RECEIVING

Player	G	Rec	Yds	Avg.	TD	Lg	Gm
L. Danielsen	14	63	1073	17.0	3	60	76.6
J. Whitver	14	52	685	13.2	0	42	48.9
L. Young	14	43	704	16.4	6	50	50.3
J. Montgomery	13	36	485	13.5	5	47	37.3
H. Rutland	14	18	90	5.0	0	11	6.4
M. Wagner	13	14	41	2.9	0	18	3.2
K. Knock	14	11	82	7.5	1	29	5.9
D. Banks-Bursey	6	6	82	13.7	1	18	13.7
K. Segin	11	2	26	13.0	0	31	2.4
T. Miller	14	2	25	12.5	0	16	1.8
B. Thompson	13	2	14	7.0	0	15	1.1
S. Wallace	14	1	1	1.0	0	1	0.1

SCORING

Player	TD	FG	PAT-Kick	PAT-Rush	Pass	DXP	Saf	Pts
A. Benike	0	17-23	46-48	0	0	0	0	97
S. Wallace	8	0	0	1-1	0-1	0	0	50
M. Wagner	7	0	0	0	0	0	0	42
L. Young	6	0	0	0	0	0	0	36
H. Rutland	6	0	0	0	0	0	0	36
L. Danielsen	6	0	0	0	0	0	0	36
Montgomery	5	0	0	0	0	0	0	30
Bhompson	4	0	0	0	0	0	0	24
T. Miller	2	0	0	0	0	0	0	12
J. Woodley	2	0	0	0	0	0	0	12
K. Knock	1	0	0	0	0	0	0	6
Banks-Bursey	1	0	0	0	0	0	0	6
S. Paris	1	0	0	0	0	0	0	6
A. Kohler	1	0	0	0	0	0	0	6
T. Yelk	0	1-3	0	0	0	0	0	3
J. Loyd	0	0	0	0	0	0	1	2

FIELD GOALS

Player	18-29	30-39	40-49	50+	Total	Lg	Blk
A. Benike	6-7	8-10	3-6	0-0	17-23	48	0
T. Yelk	0-0	0-0	1-2	0-1	1-3	45	1

PUNTING

Player	No	Yds	Avg.	Lg	TB	FC	I20	Blk
T. Yelk	46	1945	42.3	64	8	2	9	2
Blankenship	20	816	40.8	54	1	3	8	2
TEAM	5	32	6.4	32	0	0	0	1

PUNT RETURNS

Player	No	Yds	Avg	TD	Lg
T. Miller	37	363	9.8	2	60
J. Billups	1	21	21.0	0	0
N. Moser	1	11	11.0	0	0
A. Forrest	1	6	6.0	0	0
A. Kohler	0	22	n/a	1	22

KICKOFF RETURNS

Player	No	Yds	Avg	TD	Lg
L. Young	28	590	21.1	0	55
M. Wagner	11	148	13.5	0	30
T. Miller	6	102	17.0	0	21
Montgomery	3	52	17.3	0	19
H. Rutland	1	7	7.0	0	7
J. Whitver	1	6	6.0	0	6
S. Wallace	1	0	0.0	0	0

INTERCEPTIONS

Player	No	Yds	Avg	TD	Lg
E. Hobbs	2	0	0.0	0	0
A. Austin	1	39	39.0	0	39
B. Brown	1	29	29.0	0	29
A. Forrest	1	28	28.0	0	28
S. Paris	1	24	24.0	1	24
N. Linder	1	22	22.0	0	22
J. Billups	1	9	9.0	0	9
J. Loyd	1	1	1.0	0	1
M. Timmons	1	0	0.0	0	0

TOTAL OFFENSE LEADERS

Player	G	Plays	Rush	Pass	Tot	Avg.
S. Wallace	14	566	437	3245	3682	263.0
H. Rutland	14	160	614	0	614	43.9
Wagner	13	153	542	0	542	41.7

ALL PURPOSE LEADERS

Player	G	Rush	Rec	PR	KR	IR	Tot	Avg.
L. Young	14	0	704	0	590	0	1294	92.4
Danielsen	14	123	1073	0	0	0	1196	85.4

DEFENSIVE LEADERS

Player	G	Solo	Ast	Tot	TFL	Sack	FR	FF	Blk
M. Word	14	90	49	139	8-22	2-5	0	3	0
B. Brown	14	96	41	137	7-40	6-39	3	0	0
T. Smith	14	75	29	104	11-28	6-24	0	1	0
J. Loyd	14	65	38	103	13-29	5.5-12	1	2	0
J. Carstens	14	66	37	103	13-53	5-34	0	0	0

Date	Team	Result	Att.	AP	FD	Rushing Att	Rushing Yds	Rushing TD	Passing A-C-I	Passing Yds	Passing TD	Total Off. Plays	Total Off. Yds
A30	Iowa State	W, 17-10	48,088	-	13	45	169	1	18-9-1	158	0	63	327
	NORTHERN IOWA			-	17	37	119	1	33-21-0	142	0	70	261
S6	Iowa State	W, 48-20	40,056	-	23	51	271	4	27-14-0	252	2	78	523
	OHIO			-	12	38	167	2	22-12-0	237	1	60	404
S13	Iowa State	L, 21-40	53,488	-	22	40	71	1	45-26-1	319	2	85	390
	IOWA			23	10	37	171	2	14-7-0	72	1	51	243
S27	Iowa State	L, 16-24	28,218	-	22	47	173	1	33-16-2	182	0	80	355
	at Northern Illinois			20	18	43	167	1	22-15-1	167	2	65	334
O4	Iowa State	L, 7-53	49,670	-	10	31	88	0	26-10-2	146	0	57	234
	OKLAHOMA*			1	35	41	199	1	39-29-1	414	5	80	613
O11	Iowa State	L, 21-52	49,627	-	16	30	85	1	33-16-1	270	2	63	355
	at Texas Tech*			-	45	33	240	4	78-52-2	535	3	111	775
O18	Iowa State	L, 19-40	45,355	-	16	29	105	1	34-11-0	172	1	63	277
	TEXAS*			20	28	53	235	3	26-19-1	343	2	79	578
O25	Iowa State	L, 0-28	77,483	-	14	30	70	0	41-20-2	160	0	71	230
	at Nebraska*			14	13	54	282	3	7-4-1	35	0	61	317
N8	Iowa State	L, 0-45	40,124	-	9	28	39	0	30-11-3	101	0	58	140
	KANSAS STATE*			-	22	48	356	4	17-14-0	147	2	65	503
N15	Iowa State	L, 10-44	36,977	-	16	32	102	0	40-16-1	121	1	72	223
	COLORADO*			-	19	45	110	4	29-21-1	288	2	74	398
N22	Iowa State	L, 7-36	34,518	-	11	36	97	1	28-10-2	79	0	64	176
	at Kansas*			-	22	44	180	3	28-18-1	221	1	72	401
N29	Iowa State	L, 7-45	46,435	-	18	47	178	0	23-13-1	162	1	70	340
	at Missouri*			-	22	46	376	6	25-15-0	108	0	71	484

Head Coach: Dan McCarney **Captains:** Jordan Carstens, Lane Danielsen, Bob Montgomery, Casey Shelton, Chris Whitaker, Joe Woodley

Offense - WR Lane Danielsen, LT Casey Shelton, LG Bob Montgomery, C Seth Zehr, RG Aaron Brant, RT Cale Stubbe, TE James Wright III, FL Jamaul Montgomery, QB Austin Flynn, TB Stevee Hicks, FB Ryan Kock, SE Lance Young

Defense - RE Jason Berryman, DT Jordan Carstens, NG Nick Leaders, END Brent Curvey, SLB Jamarr Buchanan, MLB Brandon Brown, WLB Joe Woodley, SS JaMaine Billups, FS Marc Timmons, CB Harold Clewis, CB Ellis Hobbs III

Specialists - PK Adam Benike, P Tony Yelk, DS Matt Bockes, H Casey Baldwin, PR Todd Miller, KR David Banks-Bursey

BY QUARTERS	1	2	3	4	OT	Total
Iowa State	48	41	31	53	-	173
Opponents	99	134	104	100	-	437

TEAM STATISTICS	Iowa State	Opponents
FIRST DOWNS	190	263
Rushing	87	133
Passing	87	116
Penalty	16	14
RUSHING YARDAGE	1448	2602
Yards Gained	1838	2830
Yards Lost	390	228
Rushing Attempts	446	519
Average Per Rush	3.2	5.0
Average Per Game	120.7	216.8
Rushing TD	10	34
PASSING YARDAGE	2122	2709
Attempts	378	340
Completions	172	227
Interceptions	16	8
Average Per Attempt	5.6	8.0
Average Per Comp.	12.3	11.9
Average Per Game	176.8	225.8
Passing TD	10	19
TOTAL OFFENSE	3570	5311
Total Plays	824	859
Average Per Play	4.3	6.2
Average Per Game	297.5	442.6
KICKOFF RETURNS	51-963	21-484
Average	18.9	23.0
PUNT RETURNS	26-179	39-362
Average	6.9	9.3
INTERCEPTION RETURNS	8-131	16-166
Average	16.4	10.4
FUMBLES-LOST	23-9	17-11
PENALTIES-YARDS	68-592	83-640
Average Per Game	49.3	53.3
PUNTS-YARDS	87-3403	56-2277
Average Per Punt	39.1	40.7
THIRD DOWN CONV.	49/189	69/166
Conversion Rate	26.1%	42%
FOURTH DOWN CONV.	8/27	8/15
Conversion Rate	30%	53%
SACKS-YARDS	14-95	32-208
TOUCHDOWNS	21	57
Rushing	10	34
Passing	10	19
Return	0	2
PAT Kicks	19-19	50-54
2-point Attempts	2-2	0-3
Field Goals	8-12	15-18
Safeties	0	0
AVG TIME OF POSSESSION	28:31	31:29
TOTAL POINTS	173	437
AVERAGE PER GAME	14.4	36.4

RUSHING

Player	G	Att	Gain	Loss	Net	Avg.	TD	Lg	Gm
S. Hicks	11	123	497	26	471	3.8	0	31	42.8
M. Wagner	12	96	458	38	420	4.4	3	32	35.0
A. Flynn	11	124	544	148	396	3.2	2	33	36.0
H. Rutland	4	30	107	10	97	3.2	3	14	24.2
W. Terry	6	40	163	89	74	1.9	1	13	12.3
R. Kock	12	8	31	1	30	3.8	0	8	2.5
Danielsen	12	9	23	8	15	1.7	1	13	1.2
Montgomery	11	1	3	0	3	3.0	0	3	0.3

PASSING

Player	G	Att-Cmp-Int	Eff.	Pct.	Yds	TD	Lg	Gm
A. Flynn	11	212-99-10	94	.467	1238	5	59	113
W. Terry	6	96-42-4	79	.438	415	2	62	69.2
C. Love	7	65-28-2	107	.431	424	3	80	60.6
T. Yelk	10	2-2-0	125	1.00	6	0	12	0.6
Team	5	1-0-0	-	.000	0	0	0	0.0
Danielsen	12	1-0-0	-	.000	0	0	0	0.0
Wagner	12	1-1-0	-	1.00	39	0	39	3.2

RECEIVING

Player	G	Rec	Yds	Avg.	TD	Lg	Gm
L. Danielsen	12	46	772	16.8	5	80	64.3
L. Young	12	32	467	14.6	1	47	38.9
Montgomery	11	24	239	10.0	2	28	21.7
J. Whitver	12	22	355	16.1	2	69	29.6
S. Hicks	11	14	40	2.9	0	11	3.6
M. Wagner	12	10	41	4.1	0	11	3.6
H. Rutland	4	9	84	9.3	0	18	21.0
Banks-Bursey	10	3	32	10.7	0	19	3.2
J. Wright	12	3	27	9.0	0	17	2.2
R. Kock	12	3	6	2.0	0	4	0.5
K. Segin	12	2	43	21.5	0	36	3.6
R. Baum	11	1	12	12.0	0	2	1.1
T. Miller	12	1	6	6.0	0	6	0.5
J. Davis	7	1	4	4.0	0	4	0.6
S. Paris	12	1	-6	-6.0	0	0	-0.5

SCORING

Player	TD	FG	PAT-Kick	PAT-Rush	PAT-Pass	DXP	Saf	Pts
A. Benike	0	6-8	19-19	0-0	0-0	0	0	37
Danielsen	6	0-0	0-0	0-0	0-0	0	0	36
M. Wagner	3	0-0	0-0	0-0	0-0	0	0	18
H. Rutland	3	0-0	0-0	0-0	0-0	0	0	18
A. Flynn	2	0-0	0-0	2-2	0-0	0	0	16
Montgomery	2	0-0	0-0	0-0	0-0	0	0	12
J. Whitver	2	0-0	0-0	0-0	0-0	0	0	12
T. Yelk	0	2-4	0-0	0-0	0-0	0	0	6
L. Young	1	0-0	0-0	0-0	0-0	0	0	6
J. Billups	1	0-0	0-0	0-0	0-0	0	0	6
W. Terry	1	0-0	0-0	0-0	0-0	0	0	6

FIELD GOALS

Player	18-29	30-39	40-49	50+	Total	Lg	Blk
A. Benike	4-5	1-2	1-1	0-0	6-8	43	1
T. Yelk	0-0	0-0	1-2	1-2	2-4	51	0

PUNTING

Player	No	Yds	Avg.	Lg	TB	FC	I20	Blk
T. Yelk	73	3022	41.4	62	7	6	19	2
T. Blankenship	10	381	38.1	50	1	0	3	2

PUNT RETURNS

Player	No	Yds	Avg	TD	Lg
T. Miller	24	167	7.0	0	28
J. Billups	1	0	0-0	0	0
M. Wagner	1	12	12.0	0	12

KICKOFF RETURNS

Player	No	Yds	Avg	TD	Lg
L. Young	19	408	21.5	0	43
Banks-Bursey	16	312	19.5	0	42
E. Hobbs	6	111	18.5	0	31
L. Danielsen	5	98	19.6	0	23
J. Woodley	2	17	8.5	0	13
B. Kellogg	1	0	0-0	0	0
R. Kock	1	6	6.0	0	6
E. Anderson	1	11	11.0	0	11

INTERCEPTIONS

Player	No	Yds	Avg	TD	Lg
M. Timmons	2	6	3.0	0	6
J. Woodley	2	23	11.5	0	23
J. Billups	1	77	77.0	1	77
E. Hobbs	1	0	0.0	0	0
J. Berryman	1	16	16.0	0	16
S. Paris	1	9	9.0	0	9

TOTAL OFFENSE LEADERS

Player	G	Plays	Rush	Pass	Tot	Avg.
A. Flynn	11	336	396	1238	1634	148.5
W. Terry	6	136	74	415	489	81.5
S. Hicks	11	123	471	0	471	42.8
Wagner	12	97	420	39	459	38.2

ALL PURPOSE LEADERS

Player	G	Rush	Rec	PR	KR	IR	Tot	Avg.
Danielsen	12	15	772	0	98	0	885	73.8
L. Young	12	0	467	0	408	0	875	72.9
S. Hicks	11	471	40	0	0	0	511	46.5

DEFENSIVE LEADERS

Player	G	Solo	Ast	Tot	TFL	Sack	FR	FF	Blk
J. Billups	12	86	30	116	5-15	1-2	1	2	1
J. Berryman	12	61	49	110	9-48	3-32	1-0	1	0
B. Brown	12	76	20	96	12-38	3-20	1-0	2	0
N. Leaders	12	50	46	96	3-8	1-5	2-0	0	0

2004 (7-5, 4-4 BIG 12, T1ST NORTH)

Date	Team	Result	Att.	AP	FD	Rushing Att	Rushing Yds	Rushing TD	Passing A-C-I	Passing Yds	Passing TD	Total Off. Plays	Total Off. Yds
S4	Iowa State	W, 23-0	42,865	-	27	56	228	0	28-17-0	176	2	84	378
	NORTHERN IOWA			-	7	32	36	0	19-8-0	63	0	51	99
S11	Iowa State	L, 10-17	70,397	-	16	34	66	0	30-15-0	170	1	64	236
	at Iowa			16	16	44	85	1	16-22-1	220	1	66	305
S18	Iowa State	W, 48-41	39,902	-	16	39	117	1	14-28-2	225	3	79	342
	NORTHERN ILLINOIS			-	24	46	117	2	33-20-4	285	4	79	402
O2	Iowa State	L, 7-36	47,554	-	14	37	59	0	24-13-0	160	1	61	219
	at Oklahoma State*			25	18	55	189	3	16-9-1	160	1	71	349
O9	Iowa State	L, 3-34	44,307	-	23	42	142	0	43-18-2	161	0	85	303
	TEXAS A&M*			-	20	37	162	1	31-19-0	257	4	68	419
O16	Iowa State	L, 14-19	44,285	-	24	47	164	0	33-16-1	239	1	80	403
	at Colorado*			-	17	34	141	0	43-18-3	163	1	68	304
O23	Iowa State	W, 26-25	25,249	-	16	39	109	2	20-12-0	148	1	59	257
	at Baylor*			-	26	41	140	2	39-31-0	310	1	80	450
O30	Iowa State	W, 13-7	36,384	-	13	54	141	0	19-9-1	51	0	73	192
	KANSAS*			-	13	34	80	0	31-14-3	128	1	65	208
N6	Iowa State	W, 34-27	45,022	-	22	36	102	1	39-18-1	364	3	75	466
	NEBRASKA*			-	20	35	195	3	43-19-1	249	1	78	444
N20	Iowa State	W, 37-23	44,829	-	19	41	161	2	30-16-0	234	1	73	395
	at Kansas State*			-	13	46	257	3	18-6-2	58	0	64	315
N27	Iowa State	L, 14-17	40,626	-	21	50	143	2	29-16-1	206	0	79	349
	MISSOURI*	OT		-	16	50	208	2	24-13-1	150	0	74	358
D28	Iowa State	W, 17-13	43,000	-	22	59	295	2	28-10-0	114	0	87	409
	Miami University (Ohio)^		-		18	25	60	1	44-20-1	240	1	69	300

^ - Independence Bowl, Shreveport, La.

Head Coach: Dan McCarney **Captains:** Erik Anderson, Ellis Hobbs, Cale Stubbe, Luke Vander Sanden

Offense - WR Todd Blythe, LT Cale Stubbe, LG Kory Pence, C Luke Vander Sanden, RG Seth Zehr, RT Aaron Brant, FL Jon Davis, QB Bret Meyer, TB Stevie Hicks, TE James Wright, TE Brett Kellogg

Defense - RE Tyson Smith, DT Brent Curvey, NG Nick Leaders, END Shawn Moorehead, SLB Erik Anderson, WLB Brandon Brown, SS Nik Moser, FS Steve Paris, CB Ellis Hobbs, CB DeAndre Jackson

Specialists - PK Bret Culbertson, P Troy Blankenship, HO Chris Love, DS Landon Schrage, PR Todd Miller, KR Ellis Hobbs

BY QUARTERS	1	2	3	4	OT	Total
Iowa State	42	72	43	89	0	246
Opponents	47	92	58	59	3	259

TEAM STATISTICS	Iowa State	Opponents
FIRST DOWNS	233	190
Rushing	100	80
Passing	109	98
Penalty	24	12
RUSHING YARDAGE	1701	1610
Yards Gained	2067	1881
Yards Lost	366	271
Rushing Attempts	536	454
Average Per Rush	3.2	3.5
Average Per Game	141.8	146.4
Rushing TD	11	17
PASSING YARDAGE	2248	2043
Attempts	351	310
Completions	174	173
Interceptions	8	16
Average Per Attempt	6.4	6.6
Average Per Comp.	12.9	11.8
Average Per Game	187.3	185.7
Passing TD	13	14
TOTAL OFFENSE	3949	3653
Total Plays	887	764
Average Per Play	4.5	4.8
Average Per Game	329.1	332.1
KICKOFF RETURNS	27626	41-795
Average	23.2	19.4
PUNT RETURNS	37-310	38-320
Average	8.4	8.2
INTERCEPTION RETURNS	17-294	8-86
Average	17.3	10.8
FUMBLES-LOST	12-7	17-8
PENALTIES-YARDS	72-593	80-684
Average Per Game	38.4	62.2
PUNTS-YARDS	75-2879	63-2511
Average Per Punt	38.4	39.9
THIRD DOWN CONV.	78/209	67/174
Conversion Rate	37%	39%
FOURTH DOWN CONV.	7/25	4/15
Conversion Rate	28%	27%
TOUCHDOWNS	31	33
Rushing	11	18
Passing	13	15
Return	7	0
PAT Kicks	25-28	26-33
2-point Attempts	1-4	-
Field Goals	11-21	11-17
Safeties	0	0
TIME OF POSSESSION	30:06	29:54
TOTAL POINTS	246	259
AVERAGE PER GAME	20.5	21.6

RUSHING

Player	G	Att	Gain	Loss	Net	Avg.	TD	Lg	Gm
Hicks	12	270	1105	43	1062	3.9	5	41	88.5
Meyer	12	144	530	199	331	2.3	2	23	27.6
Davis	12	9	107	4	103	11.4	0	28	8.6
Scales	10	37	118	26	92	2.5	1	17	10.2
Thompson	11	21	86	9	77	3.7	0	13	7.0
Flynn	8	32	95	54	41	1.3	1	11	5.0
T. Johnson	3	6	11	0	11	1.8	1	3	3.7
Kock	12	3	7	0	7	2.3	1	6	0.6
Blythe	12	1	6	0	6	6.0	0	6	0.5
Coleman	9	1	2	0	2	2.0	0	2	0.2
Moses	12	1	0	1	-1	-1.0	0	0	-0.1
TEAM	9	11	0	30	-30	-2.7	0	0	-3.3

PASSING

Player	G	Att-Cmp-Int	Eff.	Pct.	Yds	TD	Lg	Gm
Meyer	12	290-149-6	114.41	.514	1926	10	77	160.5
Flynn	8	58-24-2	95.43	.414	303	3	10	37.9
TEAM	8	1-0-0	-	.000	0	0	0	0
Love	1	1-0-0	-	.000	0	0	0	0.0
Highsmtih	9	1-1-0	-	1.00	19	0	19	2.1

RECEIVING

Player	G	Rec	Yds	Avg.	TD	Lg	Gm
Davis	12	48	614	12.8	2	77	51.2
Blythe	12	39	833	21.4	9	51	69.4
Miller	12	31	341	11.0	1	27	28.4
Moses	12	14	155	11.1	0	42	12.9
Wright	11	14	126	9.0	0	31	11.5
Hicks	12	9	49	5.4	0	13	4.1
Barkema	12	5	53	10.6	1	18	4.4
Kellogg	7	5	44	8.8	0	14	6.3
Highsmith	9	5	31	6.2	0	7	3.4
Thompson	11	2	-3	-1.5	0	1	-0.3
Kock	12	1	3	3.0	0	3	0.3
Scales	10	1	2	2.0	0	2	0.2

SCORING

Player	TD	FG	PAT-Kick	PAT-Rush	PAT-Pass	DXP	Saf	Pts
Blythe	9	0-0	0-0	0-1	0-0	0	0	54
Culbertson	0	8-10	16-16	0-0	0-0	0	0	40
S. Hicks	5	0-0	0-0	0-0	0-0	0	0	30
Jansen	0	3-9	7-9	0-0	0-0	0	0	16
Curvey	2	0-0	0-0	0-0	0-0	0	0	12
Meyer	2	0-0	0-0	0-1	0-0	0	0	12
L. Hicks	2	0-0	0-0	0-0	0-0	0	0	12
Davis	2	0-0	0-0	0-0	0-0	0	0	12
T. Johnson	1	0-0	0-0	0-0	0-0	0	0	6
Scales	1	0-0	0-0	0-0	0-0	0	0	6
Flynn	1	0-0	0-0	0-0	1-2	0	0	6
Miller	1	0-0	0-0	0-0	0-0	0	0	6
Robertson	1	0-0	0-0	0-0	0-0	0	0	6
Moser	1	0-0	0-0	0-0	0-0	0	0	6
Hobbs	1	0-0	0-0	0-0	0-0	0	0	6
Barkema	1	0-0	0-0	0-0	0-0	0	0	6
Kock	1	0-0	0-0	0-0	0-0	0	0	6
Wright	0	0-0	0-0	0-0	0-0	0	0	2
Krava	0	0-2	2-2	0-0	0-0	0	0	2
TEAM	0	0-0	0-1	0-0	0-0	0	0	0

FIELD GOALS

Player	18-29	30-39	40-49	50+	Total	Lg	Blk
Jansen	1-2	1-5	1-2	0-0	3-9	41	0
Krava	0-1	0-1	0-0	0-0	0-2	0	0
Culbertson	4-5	4-5	0-0	0-0	8-10	37	0

PUNTING

Player	No	Yds	Avg.	Lg	TB	FC	I20	Blk
Blankenship	75	2879	38.4	53	6	7	19	0

PUNT RETURNS

Player	No	Yds	Avg	TD	Lg
Miller	27	199	7.4	0	35
Highsmith	8	76	9.5	0	25
Blythe	1	24	24.0	0	0
Hobbs	1	11	11.0	0	0
L. Hicks	0	0	0.0	1	0

KICKOFF RETURNS

Player	No	Yds	Avg	TD	Lg
Thompson	14	333	23.8	0	39
Hobbs	12	288	24.0	0	41
Kock	1	5	5.0	0	5

INTERCEPTIONS

Player	No	Yds	Avg	TD	Lg
Hobbs	5	117	23.4	1	41
Moser	3	30	10.0	1	30
Dobbins	2	40	20.0	0	25
Robertson	2	23	11.5	1	20
L. Hicks	1	40	40.0	1	40
Paris	1	24	24.0	0	24
T. Smith	1	11	11.0	0	11
Jackson	1	9	9.0	0	9
Buchanan	1	0	0.0	0	0

TOTAL OFFENSE LEADERS

Player	G	Plays	Rush	Pass	Tot	Avg.
Meyer	12	434	331	1926	2257	188.1
Hicks	12	270	1062	0	1062	88.5
Flynn	8	90	41	303	344	43.0

ALL PURPOSE LEADERS

Player	G	Rush	Rec	PR	KR	IR	Tot	Avg.
S. Hicks	12	1062	49	0	0	0	1111	92.6
Blythe	12	6	833	24	0	0	863	71.9
Davis	12	103	614	0	0	0	717	59.8

DEFENSIVE LEADERS

Player	G	Solo	Ast	Tot	TFL	Sack	FR	FF	Blk
Paris	12	57	26	83	4-8	0	1	0	0
Moser	12	59	26	85	5.5-26	0	0	1	1
Hobbs	12	53	18	71	1.5-12	1-11	0	1	1
Brown	9	42	21	63	5.5-23	2-15	2	2	0
Dobbins	12	32	29	61	3.5-8	.5-4	1	0	1

Date	Team	Result	Att.	AP	FD	Rushing Att	Rushing Yds	Rushing TD	Passing A-C-I	Passing Yds	Passing TD	Total Off. Plays	Total Off. Yds
S3	Iowa State	W, 32-21	44,058	-	25	41	92	3	41-30-0	314	1	82	406
	ILLINOIS STATE			-	12	34	89	0	25-10-2	222	2	59	311
S10	Iowa State	W, 23-3	54,290	-	22	55	169	1	24-14-1	154	1	79	323
	IOWA			8	20	32	173	0	42-15-2	174	0	79	323
S23	Iowa State	W, 28-21	25,007	22	14	32	71	2	26-18-3	158	2	58	229
	at Army			-	23	47	132	1	34-19-3	233	2	81	365
O1	Iowa State	L, 20-27	77,433	23	21	38	57	1	41-23-1	317	1	79	374
	at Nebraska*	2OT		-	26	25	36	1	55-36-0	431	2	80	467
O8	Iowa State	L, 13-23	45,992	-	19	38	110	1	31-19-1	210	0	69	320
	BAYLOR*			-	15	34	116	1	26-18-0	160	1	60	276
O15	Iowa State	L, 24-27	55,016	-	20	54	157	3	25-16-1	169	0	79	326
	at Missouri*	OT		-	19	37	88	0	35-24-1	230	1	72	318
O22	Iowa State	W, 37-10	43,964	-	16	44	137	3	20-13-0	227	1	64	374
	OKLAHOMA STATE*			-	21	34	123	1	40-24-4	203	0	74	326
O29	Iowa State	W, 42-14	86,172	-	30	50	178	2	32-20-0	371	4	82	549
	at Texas A&M*			-	16	20	126	1	41-23-2	221	1	61	347
N5	Iowa State	W, 45-17	42,686	-	19	53	221	3	23-16-0	194	3	76	415
	KANSAS STATE*			-	13	29	12	1	30-17-2	221	1	59	233
N12	Iowa State	W, 30-16	49,242	-	15	25	36	0	38-20-0	251	1	63	287
	COLORADO*			22	23	38	79	1	42-25-2	284	0	80	363
N26	Iowa State	L, 21-24	42,826	-	17	36	56	1	34-18-1	257	2	70	313
	at Kansas*	OT		-	20	38	123	1	43-24-3	254	1	81	377
D31	Iowa State	L, 24-27	37,286	-	12	25	34	0	33-20-2	254	3	58	288
	TCU^			14	21	46	135	2	33-21-1	275	1	79	410

^ - EV1.net Houston Bowl, Houston, Texas

Head Coach: Dan McCarney **Captains:** Tim Dobbins, Nick Leaders, Bret Meyer, Kory Pence

Offense - QB Bret Meyer, WR Todd Blythe, WR Austin Flynn, WR Jon Davis, TE Ben Barkema, RB Stevie Hicks, OL Scott Fisher, OL Seth Zehr, OL Scott Stephenson, OL Aaron Brant, OL Kory Pence

Defense - DE Shawn Moorehead, DT Brent Curvey, NG Nick Leaders, DE Jason Berryman, LB Jamar Buchanan, LB Tim Dobbins, LB Matt Robertson, S Nik Moser, S Steve Paris, CB DeAndre Jackson, CB LaMarcus Hicks

Specialists - PK Bret Culbertson, P Troy Blankenship, HO Austin Flynn, DS Landon Schrage, PR R.J. Sumrall, KR DeAndre Jackson

BY QUARTERS	1	2	3	4	OT	Total
Iowa State	66	86	86	94	7	339
Opponents	76	37	40	57	20	230

TEAM STATISTICS	Iowa State	Opponents
FIRST DOWNS	230	229
Rushing	83	75
Passing	124	140
Penalty	23	14
RUSHING YARDAGE	1328	1232
Yards Gained	1687	1577
Yards Lost	359	345
Rushing Attempts	491	414
Average Per Rush	2.7	3.0
Average Per Game	110.7	102.7
Rushing TD	20	10
PASSING YARDAGE	2876	2908
Attempts	368	446
Completions	227	256
Interceptions	10	22
Average Per Attempt	7.8	6.5
Average Per Comp.	12.7	11.4
Average Per Game	239.7	242.3
Passing TD	19	12
TOTAL OFFENSE	4204	4140
Total Plays	859	860
Average Per Play	4.9	4.8
Average Per Game	350.3	345.0
KICKOFF RETURNS	31-725	32-626
Average	23.4	19.6
PUNT RETURNS	26-223	29-340
Average	8.6	11.7
INTERCEPTION RETURNS	22-239	10-154
Average	10.9	15.4
FUMBLES-LOST	15-11	22-13
PENALTIES-YARDS	64-567	94-787
Average Per Game	47.2	65.6
PUNTS-YARDS	70-2901	65-2570
Average Per Punt	41.4	39.5
THIRD DOWN CONV.	69/181	62/181
Conversion Rate	38%	34%
FOURTH DOWN CONV.	9/13	10/21
Conversion Rate	69%	48%
SACKS-YARDS	27-182	39-243
TOUCHDOWNS	42	25
Rushing	20	10
Passing	19	12
Return	3	3
PAT Kicks	39-41	22-23
2-point Attempts	1	1
Field Goals	14-20	18-22
Safeties	2	0
AVG TIME OF POSSESSION	31:40	28:20
TOTAL POINTS	339	230
AVERAGE PER GAME	28.2	19.2

RUSHING

Player	G	Att	Gain	Loss	Net	Avg.	TD	Lg	Gm
Hicks	9	149	572	27	545	3.7	4	37	60.6
Coleman	10	116	433	14	419	3.6	2	28	41.9
Kock	12	54	129	0	129	2.4	13	8	10.8
Meyer	12	133	410	287	123	0.9	1	39	10.2
Brown	5	16	82	5	77	4.8	0	18	15.4
Harris	5	11	50	10	40	3.6	0	9	8.0
Davis	12	3	11	2	9	3.0	0	11	0.8
Sumrall	12	1	0	2	-2	-2.0	0	0	-0.2
TEAM	10	8	0	12	-12	-1.5	0	0	-1.2

PASSING

Player	G	Att-Cmp-Int	Eff.	Pct.	Yds	TD	Lg	Gm
Meyer	12	368-227-10	139	.617	2876	19	63	240

RECEIVING

Player	G	Rec	Yds	Avg.	TD	Lg	Gm
Flynn	12	56	624	11.1	3	42	52.0
Blythe	12	51	1000	19.6	9	63	83.3
Davis	12	41	319	7.8	2	16	26.6
Sumrall	12	20	311	15.6	0	60	25.9
Nickel	12	20	263	13.1	2	30	21.9
Barkema	12	18	244	13.6	2	27	20.3
Hicks	9	8	39	4.9	0	14	4.3
Coleman	10	5	22	4.4	1	10	2.2
Moses	8	4	41	10.2	0	18	5.1
Kock	12	1	6	6.0	0	5	0.5
Harris	5	1	6	6.0	0	6	1.2
Brant	12	1	1	1.0	0	1	0.1
Meyer	12	1	0	0.0	0	0	0.0

SCORING

Player	TD	FG	PAT Kick	PAT Rush	PAT Pass	DXP	Saf	Pts
Kock	13	0-0	0-0	0-0	0-0	0	0	78
Culbertson	0	12-16	30-30	0-0	0-0	0	0	66
Blythe	9	0-0	0-0	0-0	0-0	0	0	54
S. Hicks	4	0-0	0-0	0-0	0-0	0	0	24
Flynn	3	0-0	0-0	0-0	0-0	0	0	18
Coleman	3	0-0	0-0	0-0	0-0	0	0	18
Barkema	2	0-0	0-0	0-0	0-0	0	0	14
Davis	2	0-0	0-0	0-0	0-0	0	0	12
Nickel	2	0-0	0-0	0-0	0-0	0	0	12
Yelk	0	2-3	5-6	0-0	0-0	0	0	11
Curvey	1	0-0	0-0	0-0	0-0	0	0	6
Paris	1	0-0	0-0	0-0	0-0	0	0	6
Meyer	1	0-0	0-0	0-0	1-1	0	0	6
Hicks	1	0-0	0-0	0-0	0-0	0	0	6
TEAM	0	0-0	0-0	0-0	0-0	0	2	4
Culbertson	0	0-0	4-4	0-0	0-0	0	0	4
Arceo	0	0-1	0-1	0-0	0-0	0	0	0

FIELD GOALS

Player	18-29	30-39	40-49	50+	Total	Lg	Blk
Arceo	0-1	0-0	0-0	0-0	0-1	0	0
Yelk	2-2	0-1	0-0	0-0	2-3	29	0
Culbertson	3-4	6-6	3-6	0-0	12-16	45	0

PUNTING

Player	No	Yds	Avg.	Lg	TB	FC	I20	Blk
Blankenship	68	2894	42.6	69	8	12	17	1

PUNT RETURNS

Player	No	Yds	Avg	TD	Lg
Sumrall	15	115	7.7	0	31
Baum	9	106	11.8	0	38
TEAM	1	1	1.0	0	0
Berg	1	1	1.0	0	0

KICKOFF RETURNS

Player	No	Yds	Avg	TD	Lg
Jackson, De.	22	465	21.1	0	59
Flynn	4	71	17.8	0	21
Jackson, D.	2	125	62.5	0	68
Sumrall	2	52	26.0	0	27
Baum	1	12	12.0	0	12

INTERCEPTIONS

Player	No	Yds	Avg	TD	Lg
Hicks	5	44	8.8	1	28
Jackson, De.	4	18	4.5	0	11
Moser	4	19	4.8	0	19
Paris	3	58	19.3	0	28
Berryman	1	4	4.0	0	4
Robertson	1	5	5.0	0	5
Carper	1	0	0.0	0	0
Dobbins	1	25	25.0	0	25
Curvey	1	66	66.0	1	66
Jackson, D.	1	0	0.0	0	0

TOTAL OFFENSE LEADERS

Player	G	Plays	Rush	Pass	Tot	Avg.
Meyer	12	501	123	2876	2999	249.9
Hicks	9	149	545	0	545	60.6
Coleman	10	116	419	0	419	41.9

ALL PURPOSE LEADERS

Player	G	Rush	Rec	PR	KR	IR	Tot	Avg.
Blythe	12	0	1000	0	0	0	1000	83.3
Flynn	12	0	624	0	71	0	695	57.9
Hicks, S.	9	545	39	0	0	0	584	64.9

DEFENSIVE LEADERS

Player	G	Solo	Ast	Tot	TFL	Sack	FR	FF	Blk
Dobbins	12	48	55	103	7.5-22	1-9	-	1	-
Robertson	12	47	56	103	5-10	-	1	-	-

2006 (4-8, 1-7 BIG 12, 6TH NORTH)

Date	Team	Result	Att.	AP	FD	Rushing Att	Rushing Yds	Rushing TD	Passing A-C-I	Passing Yds	Passing TD	Total Off. Plays	Total Off. Yds
A31	Iowa State	W, 45-43	42,531	-	24	41	159	4	26-17-0	234	2	67	393
	TOLEDO	3OT		-	23	27	45	3	49-39-1	367	3	76	412
S9	Iowa State	W, 16-10	45,795	-	17	37	137	2	21-14-1	203	0	58	340
	UNLV			-	17	31	74	0	35-24-1	218	1	66	292
S16	Iowa State	L, 17-27	70,585	-	18	36	171	1	31-15-0	152	1	67	323
	at Iowa			16	22	30	136	0	38-26-1	274	3	68	410
S23	Iowa State	L, 14-37	88,972	-	21	27	21	0	45-25-2	302	2	72	323
	at Texas*			7	24	40	193	3	24-19-1	246	2	64	439
S30	Iowa State	W, 28-27	55,518	-	24	28	81	1	29-24-1	323	1	57	404
	NORTHERN IOWA			-	18	37	176	1	30-23-0	158	1	67	334
O7	Iowa State	L, 14-28	55,338	-	18	24	53	1	39-18-1	262	1	63	315
	NEBRASKA*			22	17	45	251	3	21-17-0	131	1	66	382
O14	Iowa State	L, 9-34	84,152	-	12	29	89	0	25-14-2	149	1	54	238
	at Oklahoma*			23	17	34	185	2	27-16-0	195	2	61	380
O21	Iowa State	L, 26-42	44,112	-	18	36	75	2	34-14-2	146	1	70	221
	TEXAS TECH*			-	24	20	107	0	40-31-0	368	6	60	475
O28	Iowa State	L, 10-31	44,729	-	21	35	104	1	42-23-1	280	0	76	384
	at Kansas State*			-	15	35	104	2	20-14-1	161	1	52	317
N4	Iowa State	L, 10-41	40,272	-	12	30	33	1	31-16-1	180	0	61	213
	KANSAS*			-	19	46	169	3	27-20-1	234	3	73	403
N11	Iowa State	L, 16-33	43,056	-	19	30	102	1	29-18-0	209	1	59	311
	at Colorado*			-	18	38	263	1	19-13-0	200	2	57	463
N18	Iowa State	W, 21-16	39,631	-	23	48	196	2	27-15-1	153	1	75	349
	MISSOURI*			-	22	24	90	1	44-29-0	310	1	68	400

Head Coach: Dan McCarney **Captains:** Brent Curvey, Austin Flynn, DeAndre Jackson, Bret Meyer
Offense - QB Bret Meyer, WR Todd Blythe, WR Austin Flynn, WR Jon Davis, TE Ben Barkema, RB Stevie Hicks, OL Scott Fisher, OL Seth Zehr, OL Scott Stephenson, OL Aaron Brant, OL Reggie Stephens
Defense - DE Shawn Moorehead, DT Brent Curvey, NG Ahtyba Rubin, DE Bryce Braaksma, LB Jon Banks, LB Tyrone McKenzie LB Alvin Bowen, S Caleb Berg, S Jason Harris, CB Chris Singleton, CB Drenard Williams
Specialists - PK Bret Culbertson, P Mike Brandtner, HO Austin Flynn, DS Matt Purvis, PR Ryan Baum, KR Milan Moses

BY QUARTERS	1	2	3	4	OT	Total
Iowa State	65	58	44	37	22	226
Opponents	94	118	55	82	20	369

TEAM STATISTICS	Iowa State	Opponents
FIRST DOWNS	227	236
Rushing	86	88
Passing	118	137
Penalty	23	11
RUSHING YARDAGE	1221	1845
Yards Gained	1579	2046
Yards Lost	358	201
Rushing Attempts	401	404
Average Per Rush	3.0	4.6
Average Per Game	101.8	153.8
Rushing TD	16	19
PASSING YARDAGE	2593	2862
Attempts	378	374
Completions	213	271
Interceptions	12	6
Average Per Attempt	6.9	7.7
Average Per Comp.	12.2	10.6
Average Per Game	216.1	392.2
Passing TD	12	12
TOTAL OFFENSE	3814	4707
Total Plays	779	778
Average Per Play	4.9	6.1
Average Per Game	317.8	392.2
KICKOFF RETURNS	40-737	30-588
Average	18.4	19.6
PUNT RETURNS	20-213	27-218
Average	10.6	8.1
INTERCEPTION RETURNS	6-41	12-202
Average	6.8	16.8
FUMBLES-LOST	16-8	18-9
PENALTIES-YARDS	56-429	72-701
Average Per Game	35.8	58.4
PUNTS-YARDS	59-2309	48-1946
Average Per Punt	41.2	40.5
THIRD DOWN CONV.	61/158	71/157
Conversion Rate	39%	45%
FOURTH DOWN CONV.	11/24	8/12
Conversion Rate	46%	67%
SACKS-YARDS	24-142	38-244
TOUCHDOWNS	29	47
Rushing	16	19
Passing	12	26
Return	1	2
PAT Kicks	24-24	42-43
2-point Attempts	1	2
Field Goals	14-20	18-22
Safeties	1	1
TIME OF POSSESSION	28:59	31:01
TOTAL POINTS	226	369
AVERAGE PER GAME	18.8	30.8

RUSHING

Player	G	Att	Gain	Loss	Net	Avg.	TD	Lg	Gm
Hicks	8	107	547	24	523	4.9	2	58	65.4
Kock	12	74	332	0	332	4.5	6	24	27.7
Meyer	12	137	439	262	177	1.3	6	18	14.8
Scales	9	54	193	17	176	3.3	2	14	19.6
Johnson	4	23	64	4	60	2.6	0	9	15.0
Flynn	11	1	4	0	4	4.0	0	4	0.4
Davis	11	1	0	1	-1	-1.0	0	0	-0.1
Sumrall	12	1	0	7	-7	-7.0	0	0	-0.6
Brandtner	12	1	0	10	-10	-10.0	0	0	-0.8
TEAM	7	2	0	33	-33	-16.5	0	0	-4.7

PASSING

Player	G	Att-Cmp-Int	Eff.	Pct.	Yds	TD	Lg	Gm
Meyer	12	374-211-12	117.77	56.4	2546	12	44	212.2
Flynn	11	3-1-0	86.53	33.3	19	0	19	1.7
Brandtner	12	1-1-0	335.20	100.0	28	0	28	2.3

RECEIVING

Player	G	Rec	Yds	Avg.	TD	Lg	Gm
Flynn	11	41	470	11.5	0	37	42.7
Davis	11	36	508	14.1	2	44	46.2
Blythe	9	34	484	14.2	8	31	53.8
Sumrall	12	25	310	12.4	0	32	25.8
Moses	9	24	282	11.8	0	37	31.3
Nickel	12	15	188	12.5	1	32	15.7
Barkema	12	11	106	9.6	1	21	8.8
Hicks	8	7	22	3.1	0	7	2.8
Kock	12	6	82	13.7	0	28	6.8
Hamilton	12	6	68	11.3	0	20	5.7
Scales	9	4	26	6.5	0	11	2.9
Messiah	4	3	28	9.3	0	10	7.0
Meyer	12	1	19	19.0	0	19	1.6

SCORING

Player	TD	FG	PAT Kick	PAT Rush	PAT Pass	DXP	Saf	Pts
Culbertson	0	8-11	24-24	0-0	0-0	0	0	48
Blythe	8	0-0	0-0	0-0	0-0	0	0	48
Meyer	6	0-0	0-0	1-1	0-3	0	0	38
Kock	6	0-0	0-0	0-0	0-0	0	0	36
Scales	2	0-0	0-0	0-0	0-0	0	0	12
Hicks	2	0-0	0-0	0-0	0-0	0	0	12
Davis	2	0-0	0-0	0-0	0-0	0	0	12
Nickel	1	0-0	0-0	0-0	0-0	0	0	6
Barkema	1	0-0	0-0	0-0	0-0	0	0	6
Baum	1	0-0	0-0	0-0	0-0	0	0	6
McKenzie	0	0-0	0-0	0-0	0-0	0	1	2
Flynn	0	0-0	0-0	0-1	0-0	0	0	0
Krava	0	0-2	2-2	0-0	0-0	0	0	2
TEAM	0	0-0	0-1	0-0	0-0	0	0	0

FIELD GOALS

Player	18-29	30-39	40-49	50+	Total	Lg	Blk
Culbertson	3-4	3-3	1-3	1-1	8-11	52	0

PUNTING

Player	No	Yds	Avg.	Lg	TB	FC	I20	Blk
Brandtner	56	2309	41.2	73	5	10	12	0

PUNT RETURNS

Player	No	Yds	Avg	TD	Lg
Baum	13	208	16.0	1	65
Sumrall	6	22	3.7	0	9
TEAM	1	-17	-17.0	0	0

KICKOFF RETURNS

Player	No	Yds	Avg	TD	Lg
Moses	15	325	21.7	0	43
Jackson	11	216	19.6	0	62
Williams	9	142	15.8	0	23
Flynn	3	32	10.7	0	20
Kock	2	22	11.0	0	14

INTERCEPTIONS

Player	No	Yds	Avg	TD	Lg
Singleton	2	5	2.5	0	5
Moorehead	1	1	1.0	0	1
McKenzie	1	17	17.0	0	17
Bowen	1	22	22.0	0	22
Harris	1	-4	-4.0	0	0

TOTAL OFFENSE LEADERS

Player	G	Plays	Rush	Pass	Tot	Avg.
Meyer	12	511	177	2546	2723	226.9
Hicks	8	107	523	0	523	65.4
Kock	12	74	332	0	332	27.7

ALL PURPOSE LEADERS

Player	G	Rush	Rec	PR	KR	IR	Tot	Avg.
Moses	9	0	282	0	325	0	607	67.4
Hicks	8	523	22	0	0	0	545	68.1
Davis	11	-1	508	0	0	0	507	46.1
Flynn	11	4	470	0	32	0	506	46.0

DEFENSIVE LEADERS

Player	G	Solo	Ast	Tot	TFL	Sack	FR	FF	Blk
Bowen	12	92	63	155	5-10	1-6	1	1	-
McKenzie	12	58	71	129	9.5-32	2-14	0	4	-
Banks	12	57	42	99	2-3	-	1	1	-

Date	Team	Result	Att.	AP	FD	Rushing Att	Rushing Yds	Rushing TD	Passing A-C-I	Passing Yds	Passing TD	Total Off. Plays	Total Off. Yds
A30	Iowa State	L, 14-23	47,313	-	19	39	158	1	23-14-2	148	1	62	306
	KENT STATE			-	22	51	202	2	26-17-2	161	1	77	363
S8	Iowa State	L, 13-24	56,795	-	25	36	129	2	48-29-2	270	0	84	399
	NORTHERN IOWA			-	19	41	147	1	29-23-0	180	2	70	327
S15	Iowa State	W, 15-13	49,516	-	17	39	143	0	29-21-0	157	0	68	300
	IOWA			-	16	34	115	1	23-12-0	118	0	57	233
S22	Iowa State	L, 35-36	15,219	-	22	52	146	2	33-24-1	251	3	85	397
	at Toledo			-	14	30	98	2	27-19-1	199	1	57	297
S29	Iowa State	L, 17-35	84,703	-	28	51	134	2	51-26-3	281	0	102	415
	at Nebraska*			25	17	30	130	1	29-19-1	239	3	59	369
O6	Iowa State	L, 17-42	46,558	-	17	46	100	1	26-15-0	187	1	72	287
	at Texas Tech*			-	23	17	29	1	49-40-2	460	4	66	489
O13	Iowa State	L, 3-56	52,060	-	14	29	93	0	37-19-2	135	0	66	228
	TEXAS*			23	28	39	216	3	31-23-0	298	4	70	514
O20	Iowa State	L, 7-17	49,511	-	15	34	95	1	32-19-1	174	0	66	269
	OKLAHOMA*			4	21	45	133	2	28-16-1	183	0	73	316
O27	Iowa State	L, 28-42	53,386	-	25	39	152	2	48-33-0	237	1	87	389
	at Missouri*			13	23	28	116	3	37-28-1	250	1	65	366
N3	Iowa State	W, 31-20	45,551	-	14	40	120	2	26-17-1	228	1	66	348
	KANSAS STATE*			-	22	29	78	1	45-28-2	347	1	74	425
N10	Iowa State	W, 31-28	45,487	-	18	42	162	2	27-13-1	189	2	69	351
	COLORADO*			-	17	32	157	2	40-23-0	262	2	72	419
N17	Iowa State	L, 7-45	51,050	-	16	26	52	1	43-24-1	182	0	69	234
	at Kansas*			4	31	37	212	1	35-30-0	354	5	72	566

Head Coach: Gene Chizik **Captains:** Todd Blythe, Alvin Bowen, Bret Meyer
Offense - QB Bret Meyer, WR Todd Blythe, WR Marquis Hamilton, WR R.J. Sumrall, TE Ben Barkema, RB Alexander Robinson, OL Ben Lamaak, OL Doug Dedrick, OL Tom Schmeling, OL Brandon Johnson, OL Reggie Stephens
Defense - DE Rashawn Parker, DT Bryce Braaksma, NG Ahtyba Rubin, DE Kurtis Taylor, LB Jon Banks, LB Jesse Smith, LB Alvin Bowen, S Chris Brown, S James Smith, CB Chris Singleton, CB Allen Bell
Specialists - PK Bret Culbertson, P Mike Brandtner, HO Derec Schmidgall, DS Matt Purvis, PR Drenard Williams, KR Milan Moses

BY QUARTERS	1	2	3	4	OT	Total
Iowa State	43	61	56	58	0	218
Opponents	73	116	111	81	0	381

TEAM STATISTICS	Iowa State	Opponents
FIRST DOWNS	230	253
Rushing	93	89
Passing	120	148
Penalty	17	16
RUSHING YARDAGE	1484	1633
Yards Gained	1845	1918
Yards Lost	361	285
Rushing Attempts	473	413
Average Per Rush	3.1	4.0
Average Per Game	123.7	136.1
Rushing TD	16	20
PASSING YARDAGE	2439	3051
Attempts	423	399
Completions	254	278
Interceptions	14	10
Average Per Attempt	5.8	7.6
Average Per Comp.	9.6	11.0
Average Per Game	203.2	254.2
Passing TD	9	24
TOTAL OFFENSE	3923	4684
Total Plays	896	812
Average Per Play	4.4	5.8
Average Per Game	326.9	390.3
KICKOFF RETURNS	57-1056	44-1071
Average	18.5	24.3
PUNT RETURNS	12-39	23-186
Average	3.2	8.1
INTERCEPTION RETURNS	10-140	14-252
Average	14.0	18.0
FUMBLES-LOST	18-11	17-8
PENALTIES-YARDS	56-509	63-624
Average Per Game	42.4	52.0
PUNTS-YARDS	69-2721	52-1972
Average Per Punt	39.4	37.9
THIRD DOWN CONV.	88/210	67/155
Conversion Rate	42%	43%
FOURTH DOWN CONV.	13/23	9/16
Conversion Rate	57%	56%
SACKS-YARDS	20-156	17-108
TOUCHDOWNS	27	50
Rushing	16	20
Passing	9	24
Return	2	6
PAT Kicks	26-27	46-47
2-point Attempts	1	2
Field Goals	10-18	11-15
Safeties	0	0
AVG TIME OF POSSESSION	32:50	27:09
TOTAL POINTS	218	381
AVERAGE PER GAME	18.2	31.8

RUSHING

Player	G	Att	Gain	Loss	Net	Avg.	TD	Lg	Gm
Robinson	11	118	509	44	465	3.9	6	37	42.3
Bass	9	123	488	26	462	3.8	4	22	51.3
Scales	7	99	361	28	333	3.4	3	24	47.6
Meyer	12	95	404	112	292	3.1	3	19	24.3
Arnaud	7	17	51	33	18	1.1	0	17	2.6
Hamilton	12	4	13	5	8	2.0	0	13	0.7
Franklin	9	1	2	0	1	2.0	0	2	0.2
Messiah	10	1	1	0	1	1.0	0	1	0.1
Sumrall	12	1	0	3	-3	-3.0	0	0	-0.2
Bates	9	7	12	28	-16	-2.3	0	6	-1.8
Brandtner	12	2	4	32	-28	-14.0	0	4	-2.3
TEAM	6	5	0	50	-50	-10.0	0	0	-8.3

PASSING

Player	G	Att-Cmp-Int	Eff.	Pct.	Yds	TD	Lg	Gm
Meyer	12	382-233-13	109	.610	2151	9	55	179
Arnaud	7	37-20-1	-	.541	267	0	51	38.1
TEAM	6	0-3-0	-	.000	0	0	0	0.0
Blythe	12	1-1-0	-	1.00	21	0	21	1.8

RECEIVING

Player	G	Rec	Yds	Avg.	TD	Lg	Gm
Sumrall	12	54	434	8.0	0	25	36.2
Blythe	12	52	779	15.0	5	55	64.9
Hamilton	12	45	534	11.9	1	46	44.5
Robinson	11	23	167	7.3	0	35	15.2
Catlett	12	21	112	5.3	2	17	9.3
Barkema	12	18	163	9.1	0	29	13.6
Moses	10	11	67	6.1	0	19	6.7
Scales	7	10	28	2.8	0	8	4.0
Bass	9	9	48	5.3	0	11	5.3
Bates	9	5	73	14.6	0	38	8.1
Franklin	9	2	5	2.5	1	5	0.6
Messiah	10	2	2	1.0	0	3	0.2
Meyer	12	1	21	21.0	0	21	1.8
Jones	4	1	6	6.0	0	6	1.5

SCORING

Player	TD	FG	PAT Kick	PAT Rush	PAT Pass	DXP	Saf	Pts
Culbertson	0	10-18	26-26	0-0	0-0	0	0	56
Robinson	6	0-0	0-0	0-0	0-0	0	0	36
Blythe	5	0-0	0-0	0-0	0-0	0	0	30
Bass	4	0-0	0-0	0-0	0-0	0	0	24
Scales	3	0-0	0-0	0-0	0-0	0	0	18
Meyer	3	0-0	0-0	0-0	0-0	0	0	18
Catlett	2	0-0	0-0	0-0	0-0	0	0	12
Hamilton	1	0-0	0-0	0-0	0-0	0	0	6
Franklin	1	0-0	0-0	0-0	0-0	0	0	6
McDowell	1	0-0	0-0	0-0	0-0	0	0	6
Singleton	1	0-0	0-0	0-0	0-0	0	0	6
TEAM	0	10-18	0-1	0-0	0-0	0	0	0

FIELD GOALS

Player	18-29	30-39	40-49	50+	Total	Lg	Blk
Culbertson	5-5	3-6	2-7	0-0	10-18	42	1

PUNTING

Player	No	Yds	Avg.	Lg	TB	FC	I20	Blk
Brandtner	69	2721	39.4	62	7	17	19	0

PUNT RETURNS

Player	No	Yds	Avg	TD	Lg
Williams	7	48	6.9	0	14
Sandvig	3	-9	-3.0	0	0
Blythe	2	0	0.0	0	0

KICKOFF RETURNS

Player	No	Yds	Avg	TD	Lg
Moses	17	306	18.0	0	32
Sumrall	15	307	20.5	0	41
Bell	9	140	15.6	0	40
Williams	7	158	22.6	0	39
McDowell	1	35	35.0	0	35
Robinson	1	16	16.0	0	16
Bass	1	14	14.0	0	14
Frere	1	14	14.0	0	14
Schmidgall	1	18	18.0	0	18
Howe	1	7	7.0	0	7
Smith	1	0	0.0	0	0

INTERCEPTIONS

Player	No	Yds	Avg	TD	Lg
Singleton	4	37	9.2	1	21
Smith	2	44	22.0	0	29
Bowen	1	0	0.0	0	0
McDowell	1	25	25.0	1	25
Banks	1	8	8.0	0	8
Bell	1	26	26.0	0	26

TOTAL OFFENSE LEADERS

Player	G	Plays	Rush	Pass	Tot	Avg.
Meyer	12	477	292	2151	2443	203.6
Robinson	11	118	465	0	465	42.3
Bass	9	123	462	0	462	51.3

ALL PURPOSE LEADERS

Player	G	Rush	Rec	PR	KR	IR	Tot	Avg.
Blythe	12	0	779	0	0	0	779	64.9
Sumrall	12	-3	434	0	348	0	779	64.9
Robinson	11	465	167	0	16	0	648	58.9

DEFENSIVE LEADERS

Player	G	Solo	Ast	Tot	TFL	Sack	FR	FF	Blk
Bowen	12	67	32	99	12.5-51	2-18	15	-	-
Banks	12	50	30	80	9-32	-	0	0	-
Smith, Ja.	12	55	24	79	4.5-9	1.0-3	2	2	-
Smith, Je.	12	36	43	79	3.5-11	1.0-7	0	2	-

2008 (2-10, 0-8 BIG 12, 6TH NORTH)

Date	Team	Result	Att.	AP	FD	Rushing Att	Rushing Yds	Rushing TD	Passing A-C-I	Passing Yds	Passing TD	Total Off. Plays	Total Off. Yds
A28	Iowa State	W, 44-17	46,617	-	20	42	229	2	19-13-0	159	2	61	388
	SOUTH DAKOTA STATE			-	18	25	180	2	37-23-5	170	0	62	350
S6	Iowa State	W, 48-28	49,805	-	14	45	160	4	21-15-0	214	2	66	374
	KENT STATE			-	20	43	243	1	24-11-0	167	3	67	410
S13	Iowa State	L, 5-17	70,585	-	18	27	73	0	40-24-3	252	0	67	325
	at Iowa			-	11	31	122	1	19-9-2	122	0	50	244
S20	Iowa State	L, 31-34	25,567	-	14	35	151	2	28-13-0	155	2	63	306
	at UNLV	OT		-	23	42	209	2	22-16-0	245	3	64	454
O4	Iowa State	L, 33-35	47,847	-	20	31	97	1	46-27-1	268	3	77	365
	KANSAS*			16	19	39	117	2	26-18-1	319	3	65	436
O11	Iowa State	L, 10-38	30,548	-	16	18	81	0	41-21-1	176	1	59	257
	at Baylor*			-	27	50	201	2	26-22-2	288	2	76	435
O18	Iowa State	L, 7-35	48,794	-	11	25	105	1	29-16-0	113	0	54	218
	NEBRASKA*			-	29	41	220	4	37-27-0	328	1	78	584
O25	Iowa State	L, 35-49	45,495	-	34	39	173	3	46-28-0	401	1	85	574
	TEXAS A&M*			-	27	35	128	3	39-31-0	381	4	74	509
N1	Iowa State	L, 17-59	46,718	-	17	38	122	1	35-20-2	240	1	73	362
	at Oklahoma State*			9	28	36	263	3	29-20-1	419	5	65	682
N8	Iowa State	L, 24-28	46,440	-	22	44	188	3	29-16-0	215	0	73	403
	at Colorado*			-	21	32	148	0	41-24-1	274	4	73	422
N15	Iowa State	L, 20-52	46,013	-	25	23	118	0	54-36-2	326	2	77	444
	MISSOURI*			12	24	25	151	4	40-32-1	328	2	65	479
N22	Iowa State	L, 30-38	41,266	-	30	36	164	1	50-32-2	462	3	86	626
	at Kansas State*			-	22	37	172	1	31-17-0	279	4	68	451

Head Coach: Gene Chizik **Captains:** R.J. Sumrall, Kurtis Taylor, Jason Scales, Brandon Hunley
Offense - QB Austen Arnaud, WR Darius Darks, WR Houston Jones, WR R.J. Sumrall, TE Derrick Catlett, RB Alexander Robinson, OL Scott Dedrick, OL Alex Alvarez, OL Ben Lamaak, OL Kelechi Osemele OL Reggie Stephens
Defense - DE Rashawn Parker, DT Michael Tate, NG Nate Frere, DE Kurtis Taylor, LB Cameron Bell, LB Jesse Smith, LB Fred Garrin, S Brandon Hunley, S James Smith, CB Chris Singleton, CB Leonard Johnson
Specialists - PK Grant Mahoney, P Mike Brandtner, HO Derec Schmidgall, DS Dakota Zimmerman, PR Devin McDowell, KR Leonard Johnson

BY QUARTERS	1	2	3	4	OT	Total
Iowa State	69	63	64	105	3	304
Opponents	73	129	99	123	6	430

TEAM STATISTICS	Iowa State	Opponents
FIRST DOWNS	241	270
Rushing	87	116
Passing	136	140
Penalty	18	14
RUSHING YARDAGE	1661	2114
Yards Gained	1884	2349
Yards Lost	223	235
Rushing Attempts	403	438
Average Per Rush	4.1	4.8
Average Per Game	138.4	176.2
Rushing TD	18	25
PASSING YARDAGE	2981	3320
Attempts	438	371
Completions	261	250
Interceptions	11	11
Average Per Attempt	6.8	8.9
Average Per Comp.	11.4	13.3
Average Per Game	248.4	276.7
Passing TD	17	31
TOTAL OFFENSE	4642	5434
Total Plays	841	809
Average Per Play	5.5	6.7
Average Per Game	386.8	452.8
KICKOFF RETURNS	59-1428	53-1113
Average	24.2	21.0
PUNT RETURNS	16-148	14-168
Average	9.2	12.0
INTERCEPTION RETURNS	11-208	11-142
Average	9.2	12.9
FUMBLES-LOST	18-11	30-15
PENALTIES-YARDS	77-689	58-472
Average Per Game	57.4	39.3
PUNTS-YARDS	51-2124	39-1572
Average Per Punt	41.6	40.3
TIME OF POSSESSION	30:46	29:14
THIRD DOWN CONV	67-176	76-149
Conversion Rate	38%	51%
FOURTH DOWN CONV	10-20	12-16
Conversion Rate	50%	75%
SACKS BY-YARDS	17-111	19-111
TOUCHDOWNS	36	59
Rushing	18	25
Passing	17	31
Return	1	3
PAT Kicks	33-33	54-55
2-point Attempts	2	3
Field Goals	17-25	6-10
Safeties	1	0
TOTAL POINTS	304	430
Average Per Game	25.3	35.8

RUSHING

Player	G	Att	Gain	Loss	Net	Avg.	TD	Lg	Gm
Robinson	11	153	734	31	703	4.6	6	67	63.9
Arnaud	12	109	511	110	401	3.7	5	26	33.4
Scales	12	60	199	14	185	3.1	5	15	15.4
Bates	11	24	192	26	166	6.9	0	56	15.1
Bass	6	42	151	21	130	3.1	1	17	21.7
Harris	8	8	79	1	78	9.8	1	68	9.8
O'Connell	12	0	11	0	11	0.0	0	0	0.9
Darks	12	1	5	0	5	5.0	0	5	0.4
Thompson	1	1	2	0	2	2.0	0	2	2.0
Johnson	12	1	0	1	-1	-1.0	0	0	-0.1
TEAM	8	3	0	7	-7	-2.3	0	0	-0.9
Hamilton	12	1	0	12	-12	-12.0	0	0	-1.0

PASSING

Player	G	Att-Cmp-Int	Eff.	Pct.	Yds	TD	Lg	Gm
Arnaud	12	401-247-10	127.4	.616	2792	15	54	232.7
Bates	11	24-11-1	112.9	.458	137	2	27	12.5
TEAM	8	9-0-0	-	.000	0	0	0	0.0
Darks	12	1-1-0	-	1.00	13	0	13	1.1
Hamilton	12	1-1-0	-	1.00	17	0	17	1.4
Brandtner	10	1-1-0	-	1.00	22	0	22	2.2

RECEIVING

Player	G	Rec	Yds	Avg.	TD	Lg	Gm
Sumrall	12	57	750	13.2	7	49	62.5
Darks	12	49	477	9.7	1	54	39.8
Jones	12	32	384	12.0	0	27	32.0
Hamilton	12	26	301	11.6	3	37	25.1
Catlett	12	20	230	11.5	0	33	19.2
Johnson	12	18	188	10.4	3	24	15.7
Robinson	11	17	160	9.4	0	30	14.5
Franklin	12	15	258	17.2	2	53	21.5
Scales	12	8	58	7.2	0	18	4.8
Zitek	7	7	68	9.7	0	19	9.7
Bass	6	4	21	5.2	0	10	3.5
Bykowski	10	3	21	7.0	0	10	2.1
Neal	7	2	23	11.5	1	22	3.3
Mansfield	11	1	22	22.0	0	22	2.0
Arnaud	12	1	13	13.0	0	13	1.1
Messiah	12	1	7	7.0	0	7	0.6

SCORING

Player	TD	FG	PAT-Kick	PAT-Rush	PAT-Pass	DXP	Saf	Pts
Mahoney	0	17-25	33-33	0-0	0-0	0	0	84
Sumrall	7	0-0	0-0	0-0	0-0	0	0	42
Robinson	6	0-0	0-0	0-0	0-0	0	0	36
Scales	5	0-0	0-0	0-0	0-0	0	0	30
Arnaud	3	0-0	0-0	0-0	1-2	0	0	30
Hamilton	3	0-0	0-0	0-0	0-0	0	0	18
Johnson	2	0-0	0-0	0-0	0-0	0	0	18
Franklin	1	0-0	0-0	0-0	0-0	0	0	12
Darks	1	0-0	0-0	0-0	0-0	0	0	8
Harris	1	0-0	0-0	0-0	0-0	0	0	6
Neal	1	0-0	0-0	0-0	0-0	0	0	6
Bass	1	0-0	0-0	0-0	0-0	0	0	6
Schmidgall	1	0-0	0-0	0-0	0-0	0	0	6
TEAM	0	0-0	0-0	0-0	0-0	0	1	2

FIELD GOALS

Player	18-29	30-39	40-49	50+	Total	Lg	Blk
Mahoney	2-3	10-13	5-8	0-1	17-25	48	1

PUNTING

Player	No	Yds	Avg.	Lg	TB	FC	I20	Blk
Brandtner	51	2124	41.6	69	7	15	19	0

PUNT RETURNS

Player	No	Yds	Avg	TD	Lg
O'Connell	9	77	8.6	0	21
McDowell	5	35	7.0	0	17
Jones	1	4	4.0	0	0
Scales	1	32	32.0	0	0

KICKOFF RETURNS

Player	No	Yds	Avg	TD	Lg
Johnson	41	1081	26.4	0	73
Sumrall	7	140	20.0	0	34
Bell	4	91	22.8	0	24
Catlett	4	38	9.5	0	14
McDowell	2	64	32.0	0	33
Frere	1	14	14.0	0	14

INTERCEPTIONS

Player	No	Yds	Avg	TD	Lg
Bibbs	2	53	26.5	0	53
Johnson	2	3	1.5	0	3
Garrin	2	3	1.5	0	3
McDowell	1	3	3.0	0	3
Taylor	1	48	48.0	0	48
Schmidgall	1	37	37.0	1	37
Alburtis	1	61	61.0	0	61
Bell	1	0	0.0	0	0

TOTAL OFFENSE LEADERS

Player	G	Plays	Rush	Pass	Tot	Avg.
Arnaud	12	510	401	2792	3193	266.1
Robinson	11	154	703	0	703	63.9
Banks	11	48	166	137	303	27.5

ALL PURPOSE LEADERS

Player	G	Rush	Rec	PR	KR	IR	Tot	Avg.
Johnson	12	0	0	0	1081	3	1084	90.3
Sumrall	12	0	750	0	140	0	890	74.2
Robinson	11	703	160	0	0	0	863	78.5

DEFENSIVE LEADERS

Player	G	Solo	Ast	Tot	TFL	Sack	FR	FF	Blk
Smith, Ja.	11	58	27	85	1-1	-	1	1	-
Smith, Je.	12	43	41	84	5-17	-	2	2	-
Garrin	12	35	28	63	6.5-25	1-11	1	2	-

Date	Team	Result	Att.	AP	FD	Rushing Att	Rushing Yds	Rushing TD	Passing A-C-I	Passing Yds	Passing TD	Total Off. Plays	Total Off. Yds
S3	Iowa State	W, 34-17	48,831	-	26	40	204	2	31-17-0	238	2	71	442
	NORTH DAKOTA STATE			-	16	38	210	1	27-15-1	178	1	65	388
S12	Iowa State	L, 3-35	52,089	-	15	34	190	0	31-13-5	113	0	65	303
	IOWA			-	24	35	191	1	37-20-2	235	4	72	426
S19	Iowa State	W, 34-14	15,808	-	16	42	234	3	28-16-1	170	1	70	404
	at Kent State			-	15	32	47	0	32-21-1	255	2	64	302
S26	Iowa State	W, 31-10	50,532	-	18	44	203	3	19-10-0	173	1	63	376
	ARMY			-	19	48	186	0	26-11-1	130	1	74	316
O3	Iowa State	L, 23-24	40,851	-	20	41	207	1	27-13-0	164	2	68	371
	vs. Kansas State^*			-	15	42	154	1	23-16-1	206	2	65	360
O10	Iowa State	L, 36-41	48,203	-	26	43	219	3	41-25-0	293	2	84	512
	at Kansas*			16	34	31	109	2	49-37-1	442	4	80	551
O17	Iowa State	W, 24-10	42,253	-	27	46	240	2	36-25-1	214	1	82	454
	BAYLOR*			-	18	21	89	0	46-26-3	275	1	67	364
O24	Iowa State	W, 9-7	85,938	-	11	48	137	0	19-9-0	102	1	67	239
	at Nebraska*			-	15	28	114	1	37-20-3	248	0	65	362
O31	Iowa State	L, 10-35	72,530	-	19	34	169	1	27-18-2	155	0	61	324
	at Texas A&M*			-	31	49	267	2	28-23-0	234	3	77	501
N7	Iowa State	L, 8-34	40,540	-	13	26	54	0	28-14-3	188	1	54	242
	OKLAHOMA STATE*			18	29	54	331	3	24-19-0	142	1	78	473
N14	Iowa State	W, 17-10	43,208	-	19	46	194	0	26-12-1	116	2	72	310
	COLORADO*			-	21	35	132	0	38-18-1	258	1	73	390
N21	Iowa State	L, 24-34	55,573	-	20	28	77	1	41-29-2	259	2	69	336
	at Missouri*			-	28	50	202	2	32-23-0	337	2	82	539
D31	Iowa State	W, 14-13	45,090	-	22	44	212	1	26-19-2	216	1	70	428
	vs. Minnesota$			-	21	32	122	0	35-20-1	312	1	67	434

^ - at Arrowhead Stadium at Kansas City, Mo. $ - Insight Bowl at Tempe, Ariz.

Head Coach: Paul Rhoads **Captains:** Austen Arnaud, Nate Frere, Reggie Stephens, James Smith, Derec Schmidgall

Offense - QB Austen Arnaud, WR Marquis Hamilton, WR Jake Williams, WR Darius Darks, TE Derrick Catlett, RB Alexander Robinson, OL Alex Alvarez, OL Scott Haughton, OL Ben Lamaak, OL Kelechi Osemele, OL Reggie Stephens,

Defense - DE Patrick Neal, DT Bailey Johnson, NG Nate Frere, DE Christopher Lyle, LB Josh Raven, LB Jesse Smith, LB Fred Garrin, S David Sims, S James Smith, CB Ter'Ran Benton, CB Leonard Johnson

Specialists - PK Grant Mahoney, P Mike Brandtner, HO Derec Schmidgall, DS Dakota Zimmerman, PR Josh Lenz, KR David Sims

BY QUARTERS	1	2	3	4	OT	Total
Iowa State	53	100	73	41	0	267
Opponents	73	58	66	87	0	284

TEAM STATISTICS	Iowa State	Opponents
FIRST DOWNS	252	286
Rushing	122	122
Passing	120	148
Penalty	10	16
RUSHING YARDAGE	2340	2154
Yards Gained	2535	2377
Yards Lost	195	223
Rushing Attempts	516	495
Average Per Rush	4.5	4.4
Average Per Game	180.0	165.7
Rushing TD	17	13
PASSING YARDAGE	2401	3252
Attempts	380	434
Completions	220	269
Interceptions	17	15
Average Per Attempt	6.3	7.5
Average Per Comp.	10.9	12.1
Average Per Game	184.7	250.2
Passing TD	16	23
TOTAL OFFENSE	4741	5406
Total Plays	896	929
Average Per Play	5.3	5.8
Average Per Game	364.7	415.8
KICKOFF RETURNS	52-1115	54-978
Average	21.4	18.1
PUNT RETURNS	27-164	16-35
Average	6.1	2.2
INTERCEPTION RETURNS	15-133	17-140
Average	8.9	8.2
FUMBLES-LOST	19-11	32-17
PENALTIES-YARDS	71-648	66-540
Average Per Game	49.8	41.5
PUNTS-YARDS	67-2701	64-2505
Average Per Punt	40.3	39.1
Net Punt Average	38.3	35.6
TIME OF POSSESSION	28:17	31:43
THIRD DOWN CONV	79-191	65-173
Conversion Rate	41%	38%
FOURTH DOWN CONV	7-12	16-19
Conversion Rate	58%	68%
SACKS BY-YARDS	16-96	16-102
MISC YARDS	0	34
TOUCHDOWNS	33	36
Rushing	17	13
Passing	16	23
Return	0	0
PAT Kicks	26-30	35-36
2-point Attempts	3	0
Field Goals	13-20	11-15
Safeties	0	0
TOTAL POINTS	267	284
Average Per Game	20.5	21.8

RUSHING

Player	G	Att	Gain	Loss	Net	Avg.	TD	Lg	Gm
Robinson	12	232	1232	37	1195	5.2	6	68	99.6
Arnaud	12	147	666	105	561	3.8	8	22	46.8
Schwartz	8	71	274	10	264	3.7	0	23	33.0
Tiller	7	44	245	29	216	4.9	2	20	30.9
Williams	2	2	50	0	50	25.0	0	44	25.0
Brandtner	13	1	20	0	20	20.0	0	20	1.5
Darks	13	2	17	0	17	8.5	0	14	1.3
Haughton	13	1	12	0	12	12.0	1	12	0.9
Blankenship	7	4	11	0	11	2.8	0	5	1.6
Lenz	13	1	8	0	8	8.0	0	8	0.6
Schmidgall	13	1	0	0	0	0.0	0	0	0.0
TEAM	7	10	0	14	-14	-1.4	0	0	-2.0

PASSING

Player	G	Att-Cmp-Int	Eff.	Pct.	Yds	TD	Lg	Gm
Arnaud	12	303-178-13	127	.587	2015	14	54	168
Tiller	7	73-41-4	113	.562	376	1	47	53.7
TEAM	7	1-0-0	-	.000	0	0	0	0.0
Schmidgall	13	1-0-0	-	.000	0	0	0	0.0
Reynolds	4	1-0-0	-	.000	0	0	0	0.0
Robinson	12	1-1-0	-	1.00	10	1	10	0.8

RECEIVING

Player	G	Rec	Yds	Avg.	TD	Lg	Gm
Hamilton	13	50	606	12.1	4	42	46.6
Williams	13	36	403	11.2	5	47	31.0
Catlett	13	29	301	10.4	2	27	23.2
Darks	13	28	303	10.8	2	45	23.3
Lenz	13	20	186	9.3	0	22	14.3
Franklin	13	18	192	10.7	0	23	14.8
Robinson	12	17	261	15.4	3	54	21.8
Reynolds	4	13	72	5.5	0	18	18.0
Johnson	12	7	36	5.1	0	17	3.0
Schwartz	8	1	30	30.0	0	30	3.8
Zitek	13	1	11	11.0	0	11	0.8

SCORING

Player	TD	FG	PAT Kick	PAT Rush	PAT Pass	DXP	Saf	Pts
Mahoney	0	13-20	26-30	0-0	0-0	0	0	65
Robinson	9	0-0	0-0	0-0	0-0	0	0	54
Arnaud	8	0-0	0-0	0-0	2-3	0	0	48
Williams	5	0-0	0-0	0-0	0-0	0	0	32
Hamilton	4	0-0	0-0	0-0	0-0	0	0	26
Darks	2	0-0	0-0	0-0	0-0	0	0	12
Catlett	2	0-0	0-0	0-0	0-0	0	0	12
Tiller	2	0-0	0-0	0-0	0-0	0	0	12
Haughton	1	0-0	0-0	0-0	0-0	0	0	6

FIELD GOALS

Player	18-29	30-39	40-49	50+	Total	Lg	Blk
Mahoney	3-3	5-7	2-5	3-5	13-20	52	1

PUNTING

Player	No	Yds	Avg.	Lg	TB	FC	I20	Blk
Brandtner	66	2690	40.8	64	5	23	24	0
Arnaud	1	11	11.0	11	0	0	0	0

PUNT RETURNS

Player	No	Yds	Avg	TD	Lg
Lenz	20	96	4.8	0	44
Sims	3	34	11.3	0	15
O'Connell	2	12	6.0	0	6
Sandvig	1	10	10.0	0	0
Zitek	1	12	12.0	0	12

KICKOFF RETURNS

Player	No	Yds	Avg	TD	Lg
Sims	22	514	23.4	0	60
Johnson	17	347	20.4	0	35
Lenz	8	226	28.2	0	56
Mansfield	5	28	5.6	0	9

INTERCEPTIONS

Player	No	Yds	Avg	TD	Lg
Sims	5	79	15.8	0	41
Johnson	2	0	0.0	0	0
Smith	2	2	1.0	0	2
Garrin	2	27	13.5	0	21
Banks	1	-2	-2.0	0	0
Smith	1	0	0.0	0	0
Frere	1	16	16.0	0	16
O'Connell	1	11	11.0	0	11

TOTAL OFFENSE LEADERS

Player	G	Plays	Rush	Pass	Tot	Avg.
Arnaud	12	450	561	2015	2576	214.7
Robinson	12	233	1195	10	1205	100.4
Tiller	7	117	216	376	592	84.6

ALL PURPOSE LEADERS

Player	G	Rush	Rec	PR	KR	IR	Tot	Avg.
Robinson	12	1195	261	0	0	0	1456	121
Sims	13	0	0	34	514	79	627	48.2
Hamilton	13	0	606	0	0	0	606	46.6

DEFENSIVE LEADERS

Player	G	Solo	Ast	Tot	TFL	Sack	FR	FF	Blk
Smith, Je.	13	71	64	135	5-8	-	1	1	-
Smith, Ja.	13	53	39	92	.5-1	-	2	2	-
Garrin	13	52	37	89	5-7	1-11	1	2	-
Sims	13	44	44	88	3.5-8	1-6	-	2	-

2010 (5-7, 3-5 BIG 12, T3RD NORTH)

Date	Team	Result	Att.	AP	FD	Rushing Att	Rushing Yds	Rushing TD	Passing A-C-I	Passing Yds	Passing TD	Total Off. Plays	Total Off. Yds
S2	Iowa State	W, 27-10	43,116	-	25	37	138	3	36-27-2	265	0	73	403
	NORTHERN ILLINOIS			-	14	36	156	1	29-14-3	93	0	65	249
S11	Iowa State	L, 7-35	70,585	-	15	25	78	0	44-20-3	197	1	69	275
	at Iowa			9	20	50	275	3	20-11-0	204	2	70	479
S18	Iowa State	L, 20-27	38,468	-	20	40	171	0	28-15-0	122	1	68	293
	vs. Kansas State^*			-	24	50	262	3	12-6-1	104	0	62	366
S25	Iowa State	W, 27-0	48,874	-	15	35	117	1	24-12-0	93	0	59	210
	NORTHERN IOWA			-	17	43	146	0	23-12-3	174	0	66	320
O2	Iowa State	W, 52-38	43,162	-	22	50	251	2	28-20-0	190	4	78	441
	TEXAS TECH*			-	28	25	131	0	62-42-1	377	5	87	508
O9	Iowa State	L, 27-68	43,195	-	19	32	170	2	31-13-2	178	2	63	348
	UTAH			10	28	43	239	4	36-26-1	354	3	79	593
O16	Iowa State	L, 0-52	84,024	-	10	33	59	0	27-15-0	124	0	60	183
	at Oklahoma*			6	37	56	325	4	38-32-0	347	3	94	672
O23	Iowa State	W, 28-21	100,142	-	16	45	199	2	23-11-1	136	2	68	335
	at Texas*			22	25	29	96	0	57-34-3	344	2	86	440
O30	Iowa State	W, 28-16	46,485	-	21	40	232	3	26-16-0	168	0	66	400
	KANSAS*			-	20	42	119	0	33-22-1	149	1	75	268
N6	Iowa State	L, 30-31	51,159	-	24	48	157	1	32-21-2	203	3	80	360
	NEBRASKA*	OT		9	15	52	235	3	12-7-0	79	0	64	314
N13	Iowa State	L, 14-34	42,722	-	16	26	(-6)	1	42-27-0	235	1	68	229
	at Colorado*			-	18	45	118	0	24-16-0	266	3	69	384
N20	Iowa State	L, 0-14	41,776	-	17	44	152	0	32-14-0	180	0	76	332
	MISSOURI*			15	17	41	134	1	26-16-0	172	1	67	306

^ - Arrowhead Stadium at Kansas City, Mo.

Head Coach: Paul Rhoads **Captains:** Austen Arnaud, Rashawn Parker, Michael O'Connell, Alexander Robinson

Offense - QB Austen Arnaud, WR Darius Reynolds, WR Jake Williams, WR Darius Darks, TE Collin Franklin, RB Alexander Robinson, OL Alex Alvarez, OL Brayden Burris, OL Ben Lamaak, OL Kelechi Osemele, OL Hayworth Hicks

Defense - DE Jake Lattimer, DT Bailey Johnson, NG Stephen Ruempolhamer, DE Rashawn Parker, LB A.J. Klein, LB Jake Knott, LB Matt Morton, S David Sims, S Michael O'Connell, CB Ter'Ran Benton, CB Leonard Johnson

Specialists - PK Grant Mahoney, P Kirby Van Der Kamp, HO Daniel Kuehl, DS Dakota Zimmerman, PR Josh Lenz, KR Leonard Johnson

BY QUARTERS	1	2	3	4	OT	Total
Iowa State	31	82	58	83	6	260
Opponents	46	121	88	84	7	346

TEAM STATISTICS	Iowa State	Opponents
FIRST DOWNS	220	263
Rushing	95	130
Passing	105	121
Penalty	20	12
RUSHING YARDAGE	1718	2236
Yards Gained	2042	2421
Yards Lost	324	185
Rushing Attempts	455	512
Average Per Rush	3.8	4.4
Average Per Game	143.2	186.3
Rushing TD	15	19
PASSING YARDAGE	2091	2663
Attempts	373	372
Completions	211	238
Interceptions	10	13
Average Per Attempt	5.6	7.2
Average Per Comp.	9.9	11.2
Average Per Game	174.2	221.9
Passing TD	14	20
TOTAL OFFENSE	3809	4899
Total Plays	828	884
Average Per Play	4.6	5.5
Average Per Game	317.4	408.2
KICKOFF RETURNS	54-1185	36-970
Average	21.9	26.9
PUNT RETURNS	15-144	19-234
Average	9.6	12.3
INTERCEPTION RETURNS	13-231	10-191
Average	17.8	19.1
FUMBLES-LOST	17-7	23-10
PENALTIES-YARDS	71-616	61-553
Average Per Game	51.3	46.1
PUNTS-YARDS	64-2818	55-2286
Average Per Punt	44.0	41.6
TIME OF POSSESSION	28:33	31:27
THIRD DOWN CONV	68-181	76-177
Conversion Rate	38%	43%
FOURTH DOWN CONV	9-23	13-19
Conversion Rate	39%	68%
SACKS BY-YARDS	11-76	33-191
TOUCHDOWNS	34	42
Rushing	15	19
Passing	14	20
Return	5	3
PAT Kicks	32-33	41-41
2-point Attempts	1	1
Field Goals	8-17	17-23
Safeties	0	0
TOTAL POINTS	260	346
Average Per Game	21.7	28.8

RUSHING

Player	G	Att	Gain	Loss	Net	Avg.	TD	Lg	Gm
Robinson	12	202	995	49	946	4.7	9	65	78.8
Arnaud	11	103	401	114	287	2.8	2	22	26.1
Johnson	12	35	228	10	218	6.2	2	61	18.2
Woody	12	47	192	1	191	4.1	1	16	15.9
Tiller	8	42	150	84	66	1.6	0	21	8.2
Capello	3	3	27	0	27	9.0	1	19	9.0
VanDerKamp	11	1	17	0	17	17.0	0	17	1.5
White	8	5	12	0	12	2.4	0	4	1.5
Lenz	12	2	13	5	8	4.0	0	13	0.7
Mahoney	12	1	5	0	5	5.0	0	5	0.4
Reynolds	12	2	2	9	-7	-3.5	0	2	-0.6
TEAM	9	12	0	52	-52	-4.3	0	0	-5.8

PASSING

Player	G	Att-Cmp-Int	Eff.	Pct.	Yds	TD	Lg	Gm
Arnaud	11	290-171-10	116.2	.590	1703	13	37	154.8
Tiller	8	82-39-0	88.7	.476	363	1	39	45.4
VanDerKamp	11	1-1-0	-	1.00	25	0	25	2.3
Reynolds	12	0-0-0	-	.000	0	0	0	0.0

RECEIVING

Player	G	Rec	Yds	Avg.	TD	Lg	Gm
Franklin	12	54	530	9.8	3	36	44.2
Williams	12	35	404	11.5	4	39	33.7
Darks	12	29	355	12.2	1	37	29.6
Robinson	12	26	201	7.7	1	23	16.8
Reynolds	12	16	283	11.3	2	36	23.6
Johnson	12	14	102	6.4	0	15	8.5
Lenz	12	5	170	12.1	2	31	14.2
Hammerschmidt	11	5	36	7.2	1	15	3.3
Johnson	12	5	14	2.8	0	9	1.2
White	8	1	5	5.0	0	5	0.6
Arnaud	11	1	-9	-9.0	0	0	-0.8

SCORING

Player	TD	FG	PAT-Kick	PAT-Rush	PAT-Pass	PAT-DXP	Saf	Pts
Robinson	10	0-0	0-0	0-0	0-0	0	0	60
Mahoney	0	8-17	32-33	0-0	0-0	0	0	56
Williams	4	0-0	0-0	0-0	0-0	0	0	24
Lenz	3	0-0	0-0	0-0	0-0	0	0	18
Franklin	3	0-0	0-0	0-0	0-0	0	0	18
Johnson	2	0-0	0-0	0-0	0-0	0	0	12
Reeves	2	0-0	0-0	0-0	0-0	0	0	12
Reynolds	2	0-0	0-0	0-0	0-0	0	0	12
Arnaud	2	0-0	0-0	0-0	0-0	0	0	12
Klein	2	0-0	0-0	0-0	0-0	0	0	12
Woody	1	0-0	0-0	0-0	0-0	0	0	6
Hammerschmidt	1	0-0	0-0	0-0	0-0	0	0	6
Darks	1	0-0	0-0	0-0	0-0	0	0	6
Capello	1	0-0	0-0	0-0	0-0	0	0	6
Kuehl	1	0-0	0-0	0-0	0-1	0	0	6

FIELD GOALS

Player	18-29	30-39	40-49	50+	Total	Lg	Blk
Mahoney	1-2	3-4	3-6	1-5	8-17	57	0

PUNTING

Player	No	Yds	Avg.	Lg	TB	FC	I20	Blk
Van Der Kamp	60	2710	45.2	74	6	7	22	0
Arnaud	2	52	26.0	28	0	0	2	0
Tiller	1	38	38.0	38	1	0	0	0
Kuehl	1	18	18.0	18	0	0	0	0

PUNT RETURNS

Player	No	Yds	Avg	TD	Lg
Lenz	14	145	10.4	1	62
Sims	1	-1	-1.0	0	0

KICKOFF RETURNS

Player	No	Yds	Avg	TD	Lg
Johnson	25	585	23.4	0	62
Sims	16	372	23.2	0	38
Lenz	6	125	20.8	0	42
Reynolds	2	36	18.0	0	20
Mansfield	1	7	7.0	0	7
Kaufman	1	9	9.0	0	9
Woody	1	9	9.0	0	9
Hamlin	1	0	0.0	0	0
Reeves	1	42	42.0	1	42

INTERCEPTIONS

Player	No	Yds	Avg	TD	Lg
Knott	4	26	6.5	0	10
Klein	3	100	33.3	2	69
Reeves	2	94	47.0	1	94
Johnson	1	0	0.0	0	0
Sandvig	1	11	11.0	0	11
O'Connell	1	0	0.0	0	0
Sims	1	0	0.0	0	0

TOTAL OFFENSE LEADERS

Player	G	Plays	Rush	Pass	Tot	Avg.
Arnaud	11	393	287	1703	1990	180.9
Robinson	12	202	946	0	946	78.8
Tiller	8	124	66	363	429	53.6

ALL PURPOSE LEADERS

Player	G	Rush	Rec	PR	KR	IR	Tot	Avg.
Robinson	12	946	201	0	0	0	1147	95.6
Johnson	13	218	14	0	585	0	817	68.1
Franklin	13	0	530	0	0	0	530	44.2

DEFENSIVE LEADERS

Player	G	Solo	Ast	Tot	TFL	Sack	FR	FF	Blk
Knott	12	69	61	130	6-15	1-6	1	4	-
Klein	12	47	64	111	8-16	-	1	-	-
Sims	12	55	41	96	1-1	-	1	3	-

Date	Team	Result	Att.	AP	FD	Rushing Att	Rushing Yds	Rushing TD	Passing A-C-I	Passing Yds	Passing TD	Total Off. Plays	Total Off. Yds
S3	Iowa State	W, 20-19	54,672	-	20	39	141	2	40-18-3	187	1	79	328
	NORTHERN IOWA			-	21	42	204	1	32-15-0	181	1	74	385
S10	Iowa State	W, 44-41	56,085	-	26	52	194	2	38-25-0	279	4	90	473
	IOWA	3OT		-	18	43	158	2	29-16-0	207	2	72	365
S16	Iowa State	W, 24-20	37,195	-	12	34	101	1	30-19-3	240	2	64	341
	at Connecticut			-	20	42	112	1	36-15-1	231	1	78	343
O1	Iowa State	L, 14-37	56,390	-	26	38	129	1	51-28-1	251	1	89	380
	TEXAS*			17	19	40	145	1	24-14-0	255	2	64	400
O8	Iowa State	L, 26-49	35,625	-	17	33	181	1	35-17-1	244	3	68	425
	at Baylor*			25	37	67	395	5	30-22-0	212	1	97	607
O15	Iowa State	L, 17-52	71,004	-	17	36	157	1	40-20-1	186	0	76	343
	at Missouri*			-	33	58	294	4	29-20-2	289	3	87	583
O22	Iowa State	L, 17-33	51,131	-	17	33	125	2	40-16-1	180	0	73	305
	TEXAS A&M*			17	30	47	247	1	43-24-0	263	2	90	510
O29	Iowa State	W, 41-7	59,260	-	24	67	368	4	26-14-0	144	1	93	512
	at Texas Tech*			19	15	26	99	1	38-18-2	191	0	64	290
N5	Iowa State	W, 13-10	51,575	-	25	49	251	1	30-16-1	175	0	79	426
	KANSAS*			-	17	39	174	1	22-13-0	127	0	61	301
N18	Iowa State	W, 37-31	52,027	-	33	41	192	2	60-31-2	376	3	101	568
	OKLAHOMA STATE*	2OT		2	24	18	60	0	58-42-3	476	3	76	536
N26	Iowa State	L, 6-26	84,326	-	13	36	120	0	28-13-1	125	1	64	245
	at Oklahoma*			12	25	45	253	2	45-22-3	256	0	90	509
D3	Iowa State	L, 23-30	47,392	-	24	51	215	2	27-15-1	153	1	78	368
	at Kansas State*			16	20	45	201	2	15-7-0	158	1	60	359
D30	Iowa State	L, 13-27	38,328	-	19	29	91	1	39-17-2	220	0	68	311
	vs. Rutgers^			-	17	42	173	2	24-13-0	196	1	66	369

^ - Pinstripe Bowl at New York, N.Y.

Head Coach: Paul Rhoads **Captains:** Ter'Ran Benton, Darius Darks, Jake Knott, Kelechi Osemele, Stephen Ruempolhamer
Offense - QB Steele Jantz, WR Darius Reynolds, WR Josh Lenz, WR Darius Darks, TE Kurt Hammerschmidt, RB James White, OL Ethan Tuftee OL Brayden Burris, OL Tom Farniok, OL Kelechi Osemele, OL Hayworth Hicks
Defense - DE Jake Lattimer, DT Stephen Ruempolhamer, NG Jake McDonough, DE Patrick Neal, LB A.J. Klein, LB Jake Knott, LB Matt Tau'fo'ou, S Jacques Washington, S Ter'Ran Benton, CB Jeremy Reeves, CB Leonard Johnson
Specialists - PK Grant Mahoney, P Kirby Van Der Kamp, HO Brett Bueker, DS Dakota Zimmerman, PR Josh Lenz, KR Jarvis West

BY QUARTERS	1	2	3	4	OT	Total
Iowa State	66	55	57	84	33	295
Opponents	81	139	67	71	24	382

TEAM STATISTICS	Iowa State	Opponents
FIRST DOWNS	273	296
Rushing	124	145
Passing	127	134
Penalty	22	17
RUSHING YARDAGE	2265	2515
Yards Gained	2628	2767
Yards Lost	363	252
Rushing Attempts	538	554
Average Per Rush	4.2	4.5
Average Per Game	174.2	193.5
Rushing TD	20	23
PASSING YARDAGE	2760	3042
Attempts	484	425
Completions	249	241
Interceptions	17	11
Average Per Attempt	5.7	7.2
Average Per Comp.	11.1	12.6
Average Per Game	212.3	234.0
Passing TD	17	17
TOTAL OFFENSE	5025	5557
Total Plays	1022	979
Average Per Play	4.9	5.7
Average Per Game	386.5	427.5
KICKOFF RETURNS	65-1552	45-917
Average	23.9	20.4
PUNT RETURNS	16-121	24-157
Average	7.6	6.5
INTERCEPTION RETURNS	11-184	17-260
Average	16.7	15.3
FUMBLES-LOST	31-18	22-13
PENALTIES-YARDS	88-680	71-579
Average Per Game	52.3	44.5
PUNTS-YARDS	69-2908	63-2675
Average Per Punt	42.1	42.5
Net Punt Average	37.0	38.6
TIME OF POSSESSION	29:13	30:47
THIRD DOWN CONV	89-221	70-192
Conversion Rate	40%	36%
FOURTH DOWN CONV	16-29	6-13
Conversion Rate	55%	46%
SACKS BY-YARDS	17-98	27-149
MISC YARDS	-48	0
TOUCHDOWNS	38	43
Rushing	20	23
Passing	17	17
Return	1	3
PAT Kicks	31-35	41-41
2-point Attempts	1	2
Field Goals	12-20	27-36
Safeties	0	0
TOTAL POINTS	295	382
Average Per Game	22.7	29.4

RUSHING

Player	G	Att	Gain	Loss	Net	Avg.	TD	Lg	Gm
White	13	159	819	76	743	4.7	8	76	57.2
Barnett	9	104	530	93	437	4.2	1	31	48.6
Woody	13	90	405	24	381	4.2	6	25	29.3
Johnson	4	51	257	10	247	4.8	0	27	61.8
Jantz	9	84	344	128	216	2.6	2	28	24.0
Hollis	12	31	218	5	213	6.9	2	71	17.8
VanDerKamp	13	2	26	0	26	13.0	0	17	2.0
Horne	13	1	18	0	18	18.0	1	18	1.4
West	13	4	8	2	6	1.5	0	4	0.5
Bueker	1	1	2	0	2	2.0	0	2	2.0
Leo	11	1	0	1	-1	-1.0	0	0	-0.1
Lenz	12	2	1	9	-8	-4.0	0	1	-0.7
TEAM	9	8	0	15	-15	-1.9	0	0	-1.7

PASSING

Player	G	Att-Cmp-Int	Eff.	Pct.	Yds	TD	Lg	Gm
Jantz	9	259-138-11	107	.533	1519	10	57	169
Barnett	9	220-110-6	99	.500	1201	6	38	133
Reynolds	12	2-0-0	-	.000	0	0	0	0.0
West	13	1-0-0	-	.000	0	0	0	0.0
Lenz	12	1-1-0	-	.000	40	1	40	3.3
TEAM	9	1-0-0	-	.000	0	0	0	0.0

RECEIVING

Player	G	Rec	Yds	Avg.	TD	Lg	Gm
Reynolds	12	43	695	16.2	7	56	57.9
Lenz	12	39	510	13.1	2	38	42.5
Horne	13	38	431	11.3	0	57	33.2
West	13	25	141	5.6	0	19	10.8
Gary	10	23	287	12.5	2	34	28.7
Darks	12	21	211	10.0	3	37	17.6
White	13	21	165	7.9	1	25	12.7
Hammerschmidt	13	13	126	9.7	0	30	9.7
Branderhorst	13	10	55	5.5	1	8	4.2
Young	12	6	68	11.3	1	18	5.7
Johnson	4	5	40	8.0	0	16	10.0
Woody	13	4	30	7.5	0	14	2.3
Hollis	12	1	1	1.0	0	1	0.1

SCORING

Player	TD	FG	PAT-Kick	PAT-Rush	PAT-Pass	DXP	Saf	Pts
Guyer	0	11-16	29-31	0-0	0-0	0	0	62
White	9	0-0	0-0	0-0	0-0	0	0	54
Reynolds	7	0-0	0-0	0-0	0-0	0	0	42
Woody	6	0-0	0-0	0-0	0-0	0	0	36
Darks	3	0-0	0-0	0-0	0-0	0	0	18
Lenz	2	0-0	0-0	0-0	0-0	0	0	12
Hollis	2	0-0	0-0	0-0	0-0	0	0	12
Jantz	2	0-0	0-0	0-0	0-1	0	0	12
Gary	2	0-0	0-0	0-0	0-0	0	0	12
Klein	1	0-0	0-0	0-0	0-0	0	0	6
Horne	1	0-0	0-0	0-0	0-0	0	0	6
Young	1	0-0	0-0	0-0	0-0	0	0	6
Branderhorst	1	0-0	0-0	0-0	0-0	0	0	6
Barnett	1	0-0	0-0	0-0	0-0	0	0	6
Mahoney	0	1-4	2-4	0-0	0-1	0	0	5

FIELD GOALS

Player	18-29	30-39	40-49	50+	Total	Lg	Blk
Mahoney	0-0	0-0	0-1	1-3	1-4	54	0
Guyer	3-4	2-4	6-7	0-1	11-16	46	1

PUNTING

Player	No	Yds	Avg.	Lg	TB	FC	I20	Blk
Van Der Kamp	68	2710	42.7	67	10	11	21	1
TEAM	1	7	7.0	7	0	0	0	0

PUNT RETURNS

Player	No	Yds	Avg	TD	Lg
Lenz	12	68	5.7	0	21
Horne	4	53	13.2	0	20

KICKOFF RETURNS

Player	No	Yds	Avg	TD	Lg
Lenz	24	525	21.9	0	51
West	22	571	26.0	0	51
Horne	11	283	25.7	0	44
Johnson	6	157	26.2	0	40
Miller	1	4	4.0	0	0
Branderhorst	1	12	12.0	0	12

INTERCEPTIONS

Player	No	Yds	Avg	TD	Lg
Benton	3	38	12.7	0	40
Reeves	2	61	30.5	0	33
Knott	2	0	0.0	0	0
Ruempolhamer	1	2	2.0	0	2
Klein	1	78	78.0	1	78
Washington	1	2	2.0	0	2
Johnson	1	3	3.0	0	3

TOTAL OFFENSE LEADERS

Player	G	Plays	Rush	Pass	Tot	Avg.
Jantz	9	343	216	1519	1735	192.8
Barnett	9	324	437	1201	1638	182.0
White	13	159	743	0	743	57.2

ALL PURPOSE LEADERS

Player	G	Rush	Rec	PR	KR	IR	Tot	Avg.
Lenz	12	-8	510	68	525	0	1095	95.6
White	13	743	165	0	0	0	908	68.1
Horne	13	18	431	53	283	0	785	44.2

DEFENSIVE LEADERS

Player	G	Solo	Ast	Tot	TFL	Sack	FR	FF	Blk
Klein	13	66	50	116	7.5-15	2-9	-	-	-
Knott	13	74	41	115	4-5	-	1	4	-
Washington	13	62	28	90	1-10	1-10	1	1	-

2012 (6-7, 3-6 BIG 12, 9TH)

						Rushing			Passing			Total Off.	
Date	Team	Result	Att.	AP	FD	Att	Yds	TD	A-C-I	Yds	TD	Plays	Yds
S1	Iowa State	W, 38-23	54,931	-	28	45	160	3	45-32-1	281	2	90	441
	TULSA			-	16	34	160	1	49-23-2	198	2	83	358
S8	Iowa State	W, 9-6	70,585	-	19	41	101	0	36-24-2	241	1	77	342
	at Iowa			-	15	28	68	0	42-20-2	236	0	70	304
S15	Iowa State	W, 37-3	55,783	-	27	41	264	2	35-23-2	240	3	76	504
	WESTERN ILLINOIS			-	8	38	103	0	19-10-0	75	0	57	178
S29	Iowa State	L, 13-24	54,149	-	13	38	116	0	20-10-3	73	1	58	189
	TEXAS TECH*			-	20	30	63	0	47-31-2	332	3	77	395
O6	Iowa State	W, 37-23	42,152	-	15	35	152	0	22-13-1	198	4	57	350
	at TCU*			15	24	43	185	1	40-23-3	270	1	83	455
O13	Iowa State	L, 21-27	56,800	-	12	24	65	1	36-16-1	166	2	60	231
	KANSAS STATE*			6	25	52	177	3	24-16-0	187	0	76	364
O20	Iowa State	L, 10-31	57,019	-	16	22	101	0	48-23-1	240	1	70	341
	at Oklahoma State*			-	28	42	210	3	47-32-0	415	1	89	625
O27	Iowa State	W, 35-21	54,877	-	32	48	176	0	54-36-1	381	5	102	557
	BAYLOR*			-	24	30	115	1	51-31-1	426	2	81	541
N3	Iowa State	L, 20-35	56,585	-	19	24	99	2	40-20-1	191	0	64	290
	OKLAHOMA*			14	34	40	188	1	45-32-2	405	4	85	593
N10	Iowa State	L, 7-33	100,018	-	15	31	144	0	29-15-2	133	1	60	277
	at Texas*			19	31	45	222	2	32-26-0	387	2	77	609
N17	Iowa State	W, 51-23	41,608	-	27	42	241	2	34-27-0	307	4	76	548
	at Kansas*			-	23	48	252	2	25-11-1	189	1	73	441
N23	Iowa State	L, 24-31	53,792	-	24	46	234	0	31-13-0	162	3	77	396
	WEST VIRGINIA*			-	24	41	239	1	31-22-0	236	2	72	475
D31	Iowa State	L, 17-31	53,687	-	9	28	98	0	28-14-2	170	1	56	268
	vs. Tulsa^			-	23	60	317	4	23-11-1	93	0	83	410

^Liberty Bowl at Memphis, Tenn.

Head Coach: Paul Rhoads **Captains:** Brett Bueker, A.J. Klein, Jake Knott, Josh Lenz, James White

Offense - QB Steele Jantz, WR Aaron Horne, WR Josh Lenz, WR Chris Young, TE Ernst Brun, RB James White, OL Carter Bykowski, OL Kyle Lichtenberg, OL Tom Farniok, OL Ethan Tuftee, OL Brayden Burris

Defense - DE Roosevelt Maggit, DT Cleyon Laing, NG Jake McDonough, DE Willie Scott, LB A.J. Klein, LB Jake Knott, LB Jeremiah George, S Jacques Washington, S Durrel Givens, CB Jeremy Reeves, CB Jansen Watson

Specialists - PK Edwin Arceo, P Kirby Van Der Kamp, HO Brett Bueker, DS Spencer Thornton, PR Aaron Horne, KR Jarvis West

BY QUARTERS	1	2	3	4	OT	Total
Iowa State	94	110	54	61	0	319
Opponents	74	99	58	80	0	311

TEAM STATISTICS	Iowa State	Opponents
FIRST DOWNS	256	311
Rushing	113	119
Passing	123	156
Penalty	20	20
RUSHING YARDAGE	1951	2299
Yards Gained	2201	2538
Yards Lost	250	239
Rushing Attempts	465	531
Average Per Rush	4.2	4.3
Average Per Game	150.1	176.8
Rushing TD	10	19
PASSING YARDAGE	2783	3449
Attempts	458	475
Completions	266	288
Interceptions	17	14
Average Per Attempt	6.1	7.3
Average Per Comp.	10.5	12.0
Average Per Game	214.1	265.3
Passing TD	28	18
TOTAL OFFENSE	4734	5557
Total Plays	923	1006
Average Per Play	5.1	5.7
Average Per Game	364.2	442.2
KICKOFF RETURNS	36-698	41-952
Average	19.4	23.2
PUNT RETURNS	10-121	17-129
Average	12.1	7.6
INTERCEPTION RETURNS	14-300	17-183
Average	21.4	10.8
FUMBLES-LOST	11-9	25-12
PENALTIES-YARDS	63-552	83-711
Average Per Game	42.5	54.7
PUNTS-YARDS	63-552	70-2788
Average Per Punt	41.0	39.8
TIME OF POSSESSION	27:17	32:43
THIRD DOWN CONV	76-198	85-210
Conversion Rate	38%	40%
FOURTH DOWN CONV	8-14	11-24
Conversion Rate	57%	46%
SACKS BY-YARDS	15-102	19-115
TOUCHDOWNS	41	37
Rushing	10	19
Passing	28	18
Return	3	0
PAT Kicks	37-40	32-34
2-point Attempts	1	3
Field Goals	12-18	17-22
Safeties	0	1
TOTAL POINTS	319	311
Average Per Game	24.5	23.9

RUSHING

Player	G	Att	Gain	Loss	Net	Avg.	TD	Lg	Gm
White	11	99	544	39	505	5.1	2	56	45.9
Johnson	12	115	528	24	504	4.4	2	19	42.0
SBRichardson	4	41	247	14	233	5.7	1	34	58.2
Jantz	11	92	340	124	216	2.3	1	21	19.6
Woody	13	40	197	4	193	4.8	2	43	14.8
Barnett	7	30	143	13	130	4.3	0	20	18.6
Nealy	13	16	85	4	81	5.1	0	17	6.2
Horne	13	4	42	0	42	10.5	0	33	3.2
Standard	3	8	30	3	27	3.4	1	12	9.0
West	13	7	27	1	26	3.7	1	19	2.0
VanDerKamp	13	1	12	0	12	12.0	0	12	0.9
Gary	13	2	6	0	6	3.0	0	4	0.5
TEAM	7	10	0	24	-24	-2.4	0	0	-3.4

PASSING

Player	G	Att-Cmp-Int	Eff.	Pct.	Yds	TD	Lg	Gm
Jantz	11	269-167-12	119.2	.621	1603	13	43	146
Barnett	7	108-52-4	107.6	.481	624	6	74	89.1
SBRichardson	4	79-46-1	146.6	.582	541	8	69	135
Lenz	10	1-1-0	-	1.00	15	1	15	1.5
Tiller	13	1-0-0	-	.000	0.0	0	0	0.0

RECEIVING

Player	G	Rec	Yds	Avg.	TD	Lg	Gm
Horne	13	39	370	9.5	3	40	28.5
Young	13	38	411	10.8	2	42	31.6
Lenz	10	31	459	14.8	6	74	45.9
West	13	31	290	9.4	3	23	22.3
Brun	13	26	330	12.7	6	69	25.4
Bundrage	13	20	232	11.6	2	35	17.8
White	11	20	137	6.8	0	42	12.5
Tiller	13	18	174	9.7	1	20	13.4
Gary	13	18	170	9.4	2	36	13.1
Johnson	12	14	115	8.2	1	28	9.6
Nealy	13	3	52	17.3	0	38	4.0
Woody	13	3	9	3.0	2	8	0.7
Hammerschmidt	13	2	14	7.0	0	9	1.1
Howard	10	1	12	12.0	0	12	1.2
Ecby	3	1	9	9.0	0	9	3.0
Bykowski	13	1	-1	-1.0	0	0	-0.1

SCORING

				PAT				
Player	TD	FG	Kick	Rush	Pass	DXP	Saf	Pts
Arceo	0	12-18	37-40	0-0	0-0	0	0	73
Brun	6	0-0	0-0	0-0	0-0	0	0	36
Lenz	6	0-0	0-0	0-0	0-0	0	0	36
Woody	4	0-0	0-0	0-0	0-0	0	0	24
West	4	0-0	0-0	0-0	0-0	0	0	24
Johnson	3	0-0	0-0	0-0	0-0	0	0	18
Horne	3	0-0	0-0	0-0	0-0	0	0	18
Gary	2	0-0	0-0	0-0	0-0	0	0	12
White	2	0-0	0-0	0-0	0-0	0	0	12
Young	2	0-0	0-0	0-0	0-0	0	0	12
Bundrage	2	0-0	0-0	0-0	0-0	0	0	12
Standard	1	0-0	0-0	0-0	0-0	0	0	6
Jantz	1	0-0	0-0	0-0	0-0	0	0	6
SBRichardson	1	0-0	0-0	0-0	0-0	0	0	6
Tiller	1	0-0	2-4	0-0	0-0	0	0	6
Reeves	1	0-0	2-4	0-0	0-0	0	0	6
Klein	1	0-0	2-4	0-0	0-0	0	0	6
Irving	1	0-0	2-4	0-0	0-0	0	0	6
Bueker	0	0-0	2-4	0-0	0-1	0	0	0
Washington	0	0-0	2-4	0-0	0-0	0	0	0

FIELD GOALS

Player	18-29	30-39	40-49	50+	Total	Lg	Blk
Arceo	2-2	2-4	6-8	2-4	12-18	51	0

PUNTING

Player	No	Yds	Avg.	Lg	TB	FC	I20	Blk
Van Der Kamp	77	3157	41.0	60	2	30	29	0

PUNT RETURNS

Player	No	Yds	Avg	TD	Lg
Horne	12	68	5.7	0	21
Lenz	4	53	13.2	0	20

KICKOFF RETURNS

Player	No	Yds	Avg	TD	Lg
West	16	338	21.1	0	38
Gary	10	245	24.5	0	41
Lenz	2	36	18.0	0	19
Miller	2	10	5.0	0	5
Howard	1	14	14.0	0	14
Morgan	1	4	4.0	0	4
Nealy	1	15	15.0	0	15
Shaeffer	1	0	0.0	0	0
Brun	1	15	15.0	0	15
Horne	1	21	21.0	0	21

INTERCEPTIONS

Player	No	Yds	Avg	TD	Lg
Washington	3	26	8.7	0	26
Givens	3	50	16.7	0	47
Broomfield	2	52	26.0	0	51
Knott	2	34	17.0	0	34
Reeves	1	31	31.0	1	31
Klein	1	87	87.0	1	87
Scott	1	0	0.0	0	0
Irving	1	20	20.0	1	20

TOTAL OFFENSE LEADERS

Player	G	Plays	Rush	Pass	Tot	Avg.
Jantz	11	361	216	1603	1819	165.4
SBRichardson	4	120	233	541	774	193.5
Barnett	7	138	130	624	754	107.7

ALL PURPOSE LEADERS

Player	G	Rush	Rec	PR	KR	IR	Tot	Avg.
West	13	26	290	0	338	0	654	50.3
White	11	505	137	0	0	0	642	58.4
Johnson	12	504	115	0	0	0	619	51.6

DEFENSIVE LEADERS

Player	G	Solo	Ast	Tot	TFL	Sack	FR	FF	Blk
Klein	13	59	58	117	3.5-7	1-5	-	-	-
Washington	13	53	37	90	2-4	-	-	1	-
George	13	50	37	87	4-6	-	-	-	-

Date	Team	Result	Att.	AP	FD	Rushing Att	Rushing Yds	Rushing TD	Passing A-C-I	Passing Yds	Passing TD	Total Off. Plays	Total Off. Yds
A31	Iowa State	L, 20-28	58,600	-	21	44	168	0	33-22-0	242	2	76	410
	NORTHERN IOWA			-	23	33	228	2	29-22-2	229	2	62	457
S14	Iowa State	L, 21-27	58,600	-	14	24	59	0	39-22-2	260	3	63	319
	IOWA			-	21	60	218	1	23-14-0	160	2	83	378
S26	Iowa State	W, 38-21	20,137	-	25	44	179	3	42-26-1	255	2	86	434
	at Tulsa			-	22	28	86	1	49-26-0	288	2	77	374
O3	Iowa State	L, 30-31	52,762	-	21	50	201	1	27-16-1	262	2	77	463
	TEXAS*			-	23	29	119	3	45-26-0	244	1	74	363
O12	Iowa State	L, 35-42	57,367	-	18	39	143	3	39-15-0	168	1	78	311
	at Texas Tech*			20	36	45	251	3	56-35-1	415	3	101	666
O19	Iowa State	L, 7-71	46,825	-	9	33	41	0	27-15-2	133	1	60	174
	at Baylor*			12	32	53	291	5	39-29-0	423	2	92	714
O26	Iowa State	L, 27-58	56,800	-	20	48	154	2	38-18-1	192	2	86	346
	OKLAHOMA STATE*			19	20	47	342	5	27-10-1	78	1	74	420
N2	Iowa State	L, 7-41	52,542	-	15	34	123	1	36-17-3	126	0	70	249
	at Kansas State*			-	19	48	227	4	20-13-0	221	1	68	448
N9	Iowa State	L, 17-21	54,922	-	18	42	110	1	40-19-0	173	0	82	283
	TCU*			-	15	38	123	3	36-20-2	245	0	74	368
N16	Iowa State	L, 10-48	84,776	-	20	34	103	1	36-22-2	188	0	70	291
	at Oklahoma*			22	21	44	405	4	23-12-0	118	1	67	523
N23	Iowa State	W, 34-0	54,081	-	20	43	202	2	20-15-1	300	2	63	502
	KANSAS*			-	13	41	187	0	31-11-1	92	0	72	279
N30	Iowa State	W, 52-44	33,735	-	26	53	244	2	39-25-1	331	4	92	575
	at West Virginia*	3OT		-	19	36	212	2	38-21-2	356	2	74	568

Head Coach: Paul Rhoads **Captains:** Ernst Brun, James White, Jacques Washington, Jeremiah George, Kirby Van Der Kamp, Jeff Woody
Offense - QB Sam B. Richardson, WR Quenton Bundrage, WR Tad Ecby, WR Justin Coleman, TE E.J. Bibbs, RB Aaron Wimberly, OL Brock Dagel, OL Daniel Burton, OL Tom Farniok, OL Jamison Lalk, OL Jacob Gannon
Defense - DE Cory Morrissey, DT David Irving NG Brandon Jensen, DE Willie Scott, LB Jared Brackens, LB Jevohn Miller, LB Jeremiah George, S Jacques Washington, S Deon Broomfield, CB Nigel Tribune, CB Jansen Watson
Specialists - PK Cole Netten, P Kirby Van Der Kamp, HO Kirby Van Der Kamp, DS Spencer Thornton, PR Jarvis West, KR Devondrick Nealy

BY QUARTERS	1	2	3	4	OT	Total
Iowa State	42	81	61	100	14	298
Opponents	103	120	72	131	6	432

TEAM STATISTICS	Iowa State	Opponents
FIRST DOWNS	227	264
Rushing	104	116
Passing	117	131
Penalty	6	17
RUSHING YARDAGE	1727	2689
Yards Gained	2047	2911
Yards Lost	320	222
Rushing Attempts	488	502
Average Per Rush	3.5	5.4
Average Per Game	143.9	224.1
Rushing TD	16	33
PASSING YARDAGE	2630	2869
Attempts	415	416
Completions	232	239
Interceptions	14	8
Average Per Attempt	6.3	6.9
Average Per Comp.	11.3	12.0
Average Per Game	219.2	239.1
Passing TD	19	17
TOTAL OFFENSE	4357	5558
Total Plays	903	918
Average Per Play	4.8	6.1
Average Per Game	363.1	463.2
KICKOFF RETURNS	49-1085	34-642
Average	22.1	18.9
PUNT RETURNS	20-178	16-182
Average	8.9	11.4
INTERCEPTION RETURNS	8-18	14-173
Average	2.2	12.4
FUMBLES-LOST	19-8	25-13
PENALTIES-YARDS	66-564	52-397
Average Per Game	47.0	33.1
PUNTS-YARDS	84-3493	66-2787
Average Per Punt	41.6	42.2
TIME OF POSSESSION	31:07	28:53
THIRD DOWN CONV	70-203	71-185
Conversion Rate	34%	71-185
FOURTH DOWN CONV	13-19	13-23
Conversion Rate	68%	57%
SACKS BY-YARDS	15-89	37-224
TOUCHDOWNS	37	56
Rushing	16	33
Passing	19	17
Return	2	6
PAT Kicks	35-36	54-56
2-point Attempts	1	0
Field Goals	13-20	14-17
Safeties	0	0
TOTAL POINTS	298	432
Average Per Game	24.8	36.0

RUSHING

Player	G	Att	Gain	Loss	Net	Avg.	TD	Lg	Gm
Wimberly	10	141	598	31	567	4.0	2	35	56.7
Johnson	12	90	365	7	358	4.0	3	23	29.8
SBRichardson	11	101	494	138	356	3.5	2	51	32.4
Nealy	11	41	165	7	158	3.9	2	22	14.4
White	11	32	123	5	118	3.7	1	11	10.7
Rohach	7	48	201	113	88	1.8	1	54	12.6
Woody	12	30	80	6	74	2.5	5	16	6.2
VanDerKamp	12	1	21	0	21	21.0	0	21	1.8
West	8	1	0	0	0	0.0	0	0	0.0
TEAM	4	1	0	2	-2	-2.0	0	0	-0.5
Bundrage	12	1	0	5	-5	-5.0	0	0	-0.4
Gary	10	1	0	7	-7	-7.0	0	0	-0.7

PASSING

Player	G	Att-Cmp-Int	Eff.	Pct.	Yds	TD	Lg	Gm
SBRichardson	11	220-121-7	118	.550	1397	11	97	127
Rohach	7	191-110-7	117	.576	1208	8	62	173
TEAM	4	2-0-0	-	.000	0	0	0	0.0
Netten	12	1-0-0	-	.000	0	0	0	0.0
VanDerKamp	12	1-1-0	-	1.00	25	0	25	2.1

RECEIVING

Player	G	Rec	Yds	Avg.	TD	Lg	Gm
Bundrage	12	48	676	14.1	9	97	56.3
Bibbs	12	39	462	11.8	2	39	38.5
Coleman	12	31	442	14.3	3	59	36.8
Ecby	12	22	233	10.6	0	32	19.4
Wimberly	10	18	211	11.7	2	58	21.1
West	8	15	105	7.0	1	15	13.1
Daley	12	13	127	9.8	0	30	10.6
White	11	11	90	8.2	1	32	8.2
Gary	10	8	80	10.0	0	16	8.0
Harris	9	7	67	9.6	0	17	7.4
Nealy	11	7	60	8.6	1	27	5.5
Brun	8	6	47	7.8	0	19	5.9
Johnson	12	5	37	7.4	0	16	3.1
Boesen	8	2	9	4.5	0	5	1.1
Rohach	7	0	-7	0.0	0	0	-1.0
Gannon	9	0	-9	0.0	0	0	-1.0

SCORING

Player	TD	FG	PAT Kick	PAT Rush	PAT Pass	DXP	Saf	Pts
Netten	0	13-18	33-34	0-0	0-0	0	0	72
Bundrage	9	0-0	0-0	0-0	0-0	0	0	54
Woody	5	0-0	0-0	0-0	0-0	0	0	30
Wimberly	4	0-0	0-0	0-0	0-0	0	0	24
Nealy	4	0-0	0-0	0-0	0-0	0	0	24
Coleman	3	0-0	0-0	0-0	0-0	0	0	18
Johnson	3	0-0	0-0	0-0	0-0	0	0	18
Bibbs	2	0-0	0-0	0-0	0-0	0	0	12
White	2	0-0	0-0	0-0	0-0	0	0	12
SBRichardson	2	0-0	0-0	0-0	0-0	0	0	12
West	2	0-0	0-0	0-0	0-0	0	0	12
Rohach	1	0-0	0-0	0-0	0-0	0	0	6
Arceo	1	0-2	2-2	0-0	0-0	0	0	2

FIELD GOALS

Player	18-29	30-39	40-49	50+	Total	Lg	Blk
Netten	6-7	4-4	3-7	0-0	13-18	41	1
Arceo	0-0	0-0	0-1	0-1	0-2	0	0

PUNTING

Player	No	Yds	Avg.	Lg	TB	FC	I20	Blk
Van Der Kamp	84	3493	41.6	65	8	22	27	0

PUNT RETURNS

Player	No	Yds	Avg	TD	Lg
West	11	147	13.4	0	38
Coleman	6	39	6.5	0	15
Gary	2	-8	-4.0	0	0
Bundrage	1	0	0.0	0	0

KICKOFF RETURNS

Player	No	Yds	Avg	TD	Lg
Gary	17	257	15.1	0	35
Nealy	16	376	23.5	1	98
Wimberly	6	202	33.7	0	78
Bundrage	5	94	18.8	0	26
West	2	134	67.0	1	95
Bibbs	1	10	10.0	0	10
Standard	1	12	12.0	0	12
Rogers	1	0	0.0	0	0

INTERCEPTIONS

Player	No	Yds	Avg	TD	Lg
Washington	2	4	2.0	0	4
George	2	11	5.5	0	7
Rogers	1	9	9.0	0	9
Broomfield	1	0	0.0	0	0
Watson	1	0	0.0	0	0
Tribune	1	-6	-6.0	0	0

TOTAL OFFENSE LEADERS

Player	G	Plays	Rush	Pass	Tot	Avg.
SBRichardson	11	321	356	1397	1753	159.4
Rohach	7	239	88	1208	1296	185.1
Wimberly	10	141	567	0	567	56.7

ALL PURPOSE LEADERS

Player	G	Rush	Rec	PR	KR	IR	Tot	Avg.
Wimberly	10	567	211	0	202	0	980	98.0
Bundrage	12	-5	676	0	94	0	765	63.8
Nealy	11	158	60	0	376	0	594	54.0

DEFENSIVE LEADERS

Player	G	Solo	Ast	Tot	TFL	Sack	FR	FF	Blk
George	12	83	50	133	12-42	3.5-21	1	3	-
Washington	12	79	40	119	5-15	1-9	2	-	-
Brackens	12	37	24	61	4.5-17	2-14	1	-	-

2014 (2-10, 0-9 BIG 12, 10TH)

Date	Team	Result	Att.	AP	FD	Rushing Att	Rushing Yds	Rushing TD	Passing A-C-I	Passing Yds	Passing TD	Total Off. Plays	Total Off. Yds
A30	Iowa State	L, 14-34	54,800	-	16	26	102	2	31-20-2	151	0	57	253
	NORTH DAKOTA STATE			-	22	44	302	4	28-18-0	204	0	72	506
S6	Iowa State	L, 28-32	54,800	-	21	37	105	1	33-22-1	214	2	70	319
	KANSAS STATE*			20	24	41	232	4	29-16-0	239	0	70	471
S13	Iowa State	W, 20-17	70,585	-	19	26	82	0	36-25-0	255	2	62	337
	at Iowa			-	18	44	129	2	24-16-1	146	0	68	275
S27	Iowa State	L, 28-49	51,776	-	18	34	127	2	39-17-1	212	2	73	339
	BAYLOR*			7	32	47	244	6	50-32-1	357	1	97	601
O4	Iowa State	L, 20-37	52,608	-	17	33	122	0	39-17-0	200	2	72	322
	at Oklahoma State*			21	25	42	129	2	41-26-2	271	1	83	400
O11	Iowa State	W, 37-30	52,281	-	34	34	103	1	53-37-0	351	3	87	454
	TOLEDO			-	25	41	236	2	36-22-0	189	1	77	425
O18	Iowa State	L, 45-48	92,017	-	30	38	179	2	55-36-2	345	3	93	524
	at Texas*			-	27	39	191	4	36-24-1	321	1	75	512
N1	Iowa State	L, 14-59	50,784	-	17	31	87	1	45-17-0	247	1	76	334
	OKLAHOMA*			19	41	59	510	5	43-23-3	241	3	102	751
N8	Iowa State	L, 14-34	33,288	-	22	25	98	0	50-25-1	275	2	75	373
	at Kansas*			-	29	48	228	3	43-26-0	286	1	91	514
N22	Iowa State	L, 31-34	50,877	-	27	46	265	2	38-24-0	304	2	84	569
	TEXAS TECH*			-	27	40	272	1	35-23-1	328	4	75	600
N29	Iowa State	L, 24-37	50,059	-	22	40	135	1	50-26-2	275	2	90	410
	WEST VIRGINIA*			-	25	38	285	1	41-21-0	285	3	79	570
D6	Iowa State	L, 3-55	45,242	-	13	32	84	0	41-16-2	152	0	73	236
	at TCU*			4	33	38	197	1	45-33-1	525	5	83	722

Head Coach: Paul Rhoads **Captains:** E.J. Bibbs, Tom Farniok, Cory Morrissey
Offense - QB Sam B. Richardson, WR Allen Lazard, WR Jarvis West, WR D'Vario Montgomery, TE E.J. Bibbs, RB Aaron Wimberly, OL Jake Campos, OL Daniel Burton, OL Tom Farniok, OL Jamison Lalk, OL Jacob Gannon
Defense - DE Cory Morrissey, DT Mitchell Meyers, NG Vernell Trent, DE Trent Taylor, LB Jared Brackens, LB Jevohn Miller, LB Luke Knott, S T.J. Mutcherson, S Kamari Cotton-Moya, CB Nigel Tribune, CB Sam E. Richardson
Specialists - PK Cole Netten, P Colin Downing, HO Austin Fischer, DS Spencer Thornton, PR Jarvis West, KR Aaron Wimberly

BY QUARTERS	1	2	3	4	OT	Total
Iowa State	55	95	69	59	0	278
Opponents	124	133	119	90	0	466

TEAM STATISTICS	Iowa State	Opponents
FIRST DOWNS	256	328
Rushing	92	156
Passing	141	150
Penalty	23	22
RUSHING YARDAGE	1489	2955
Yards Gained	1766	3118
Yards Lost	277	163
Rushing Attempts	402	521
Average Per Rush	3.7	5.7
Average Per Game	124.1	246.2
Rushing TD	12	35
PASSING YARDAGE	2981	3392
Attempts	510	451
Completions	282	280
Interceptions	11	10
Average Per Attempt	5.8	7.5
Average Per Comp.	10.6	12.1
Average Per Game	248.4	282.7
Passing TD	21	20
TOTAL OFFENSE	4470	6347
Total Plays	912	972
Average Per Play	4.9	6.5
Average Per Game	372.5	528.9
KICKOFF RETURNS	30-619	40-718
Average	20.6	18.0
PUNT RETURNS	14-156	18-67
Average	11.1	3.7
INTERCEPTION RETURNS	10-65	11-148
Average	6.5	13.5
FUMBLES-LOST	13-5	10-6
PENALTIES-YARDS	51-490	79-663
Average Per Game	40.8	55.2
PUNTS-YARDS	76-2929	49-2106
Average Per Punt	38.5	43.0
TIME OF POSSESSION	28:31	31:29
THIRD DOWN CONV	85-201	84-182
Conversion Rate	42%	46%
FOURTH DOWN CONV	6-19	13-22
Conversion Rate	32%	59%
SACKS BY-YARDS	15-73	30-188
TOUCHDOWNS	35	58
Rushing	12	35
Passing	21	20
Return	2	2
PAT Kicks	35-35	55-56
2-point Attempts	0	0
Field Goals	11-14	21-23
Safeties	0	0
TOTAL POINTS	278	466
Average Per Game	23.2	38.8

RUSHING

Player	G	Att	Gain	Loss	Net	Avg.	TD	Lg	Gm
Wimberly	11	147	660	18	642	4.4	7	30	58.4
SBRichardson	11	125	606	185	421	3.4	3	47	38.3
Nealy	12	71	295	22	273	3.8	1	49	22.8
Brown	11	24	113	4	109	4.5	0	16	9.9
Syria	5	20	53	6	47	2.3	1	7	9.4
Montgomery	11	1	9	0	9	9.0	0	9	0.8
Fischer	12	1	5	0	5	5.0	0	5	0.4
West	11	1	4	0	4	4.0	0	4	0.4
Wesley	8	1	0	3	-3	-3.0	0	0	-0.4
TEAM	3	3	0	7	-7	-2.3	0	0	-2.3
Rohach	2	8	21	32	-11	-1.4	0	12	-5.5

PASSING

Player	G	Att-Cmp-Int	Eff.	Pct.	Yds	TD	Lg	Gm
SBRichardson	11	451-254-9	115.2	.563	2669	18	59	242.6
Rohach	2	54-27-1	102.5	.500	283	2	35	141.5
West	11	2-1-1	236.8	.500	29	1	29	2.6
TEAM	3	2-0-0	-	.000	0	0	0	0.0
Kramer	5	1-0-0	-	.000	0	0	0	0.0

RECEIVING

Player	G	Rec	Yds	Avg.	TD	Lg	Gm
West	11	46	349	7.6	1	45	31.7
Lazard	12	45	593	13.2	3	48	49.4
Bibbs	10	45	382	8.5	8	33	38.2
Montgomery	11	44	605	13.8	2	59	55.0
Wimberly	11	27	222	8.2	1	21	20.2
Daley	12	21	208	9.9	1	16	17.3
Nealy	12	18	187	10.4	1	53	15.6
Wesley	8	10	107	10.7	0	33	13.4
Harris	3	9	55	6.1	0	10	18.3
Ecby	11	8	236	29.5	3	51	21.5
Medders	3	3	27	9.0	0	14	9.0
Brown	11	3	23	7.7	1	11	2.1
Syria	5	1	6	6.0	0	6	1.2
Harris	9	1	1	1.0	0	1	0.1
Burton	12	1	-20	-20.0	0	0	-1.7

SCORING

Player	TD	FG	PAT Kick	PAT Rush	PAT Pass	DXP	Saf	Pts
Netten	0	11-14	35-35	0-0	0-0	0	0	68
Wimberly	8	0-0	0-0	0-0	0-0	0	0	48
Bibbs	8	0-0	0-0	0-0	0-0	0	0	48
Lazard	3	0-0	0-0	0-0	0-0	0	0	18
Ecby	3	0-0	0-0	0-0	0-0	0	0	18
SBRichardson	3	0-0	0-0	0-0	0-0	0	0	18
Montgomery	2	0-0	0-0	0-0	0-0	0	0	12
Nealy	2	0-0	0-0	0-0	0-0	0	0	12
West	2	0-0	0-0	0-0	0-0	0	0	12
Syria	1	0-0	0-0	0-0	0-0	0	0	16
Brown	1	0-0	0-0	0-0	0-0	0	0	6
Daley	1	0-0	0-0	0-0	0-0	0	0	6
Miller	1	0-0	0-0	0-0	0-0	0	0	6

FIELD GOALS

Player	18-29	30-39	40-49	50+	Total	Lg	Blk
Netten	3-3	6-7	2-4	0-0	11-14	47	0

PUNTING

Player	No	Yds	Avg.	Lg	TB	FC	I20	Blk
Van Der Kamp	69	2720	39.4	64	0	29	13	0
Kramer	7	209	29.9	38	0	3	7	0

PUNT RETURNS

Player	No	Yds	Avg	TD	Lg
West	8	115	14.4	1	82
Nealy	3	0	0.0	0	2
Wimberly	3	41	13.7	0	26

KICKOFF RETURNS

Player	No	Yds	Avg	TD	Lg
Wimberly	14	327	23.4	0	43
West	8	144	18.0	0	24
Nealy	7	117	16.7	0	27
Montgomery	1	31	31.0	0	31

INTERCEPTIONS

Player	No	Yds	Avg	TD	Lg
SE Richardson	4	22	5.5	0	17
Tribune	3	17	5.7	0	8
Mutcherson	2	11	5.5	0	11
Knott	1	15	15.0	0	15

TOTAL OFFENSE LEADERS

Player	G	Plays	Rush	Pass	Tot	Avg.
SBRichardson	11	576	421	2669	3090	280.9
Wimberly	11	147	642	0	642	58.4

ALL PURPOSE LEADERS

Player	G	Rush	Rec	PR	KR	IR	Tot	Avg.
Wimberly	11	642	222	41	327	0	1232	112.0
Montgomery	11	9	605	0	31	0	645	58.6
West	11	4	349	115	144	0	612	55.6
Lazard	12	0	593	0	0	0	593	49.4
Nealy	12	273	187	0	117	0	577	48.1

DEFENSIVE LEADERS

Player	G	Solo	Ast	Tot	TFL	Sack	FR	FF	Blk
Cotton-Moya	12	55	22	77	2-4	-	1	-	-
Mutcherson	10	56	20	76	2-4	-	-	1	-
Knott	12	37	37	74	3.5-6	-	-	-	-

Date	Team	Result	Att.	AP	FD	Rushing Att	Rushing Yds	Rushing TD	Passing A-C-I	Passing Yds	Passing TD	Total Off. Plays	Total Off. Yds
S5	Iowa State	W, 31-7	61,500	-	15	32	77	1	29-21-0	233	2	61	310
	NORTHERN IOWA			-	16	41	126	0	34-20-1	176	1	75	302
S12	Iowa State	L, 17-31	61,500	-	18	27	63	0	35-19-1	247	2	62	310
	IOWA			-	22	45	260	1	25-15-0	215	3	70	475
S19	Iowa State	L, 23-30	23,104	-	27	49	207	1	43-26-0	274	1	92	481
	at Toledo	2OT		-	16	34	171	2	28-11-1	138	1	62	309
O3	Iowa State	W, 38-13	55,837	-	24	37	243	3	37-27-2	269	2	74	512
	KANSAS*			-	15	33	38	0	37-23-0	250	1	70	288
O10	Iowa State	L, 31-66	53,891	-	19	45	315	3	30-15-3	180	1	75	495
	at Texas Tech*			-	33	31	261	3	56-39-0	515	6	87	776
O17	Iowa State	L, 21-45	52,480	-	24	38	115	2	38-24-0	346	1	76	461
	TCU*			3	30	41	177	2	34-28-0	444	4	75	621
O24	Iowa State	L, 27-45	45,512	-	23	55	232	1	29-15-2	156	3	84	388
	at Baylor*			2	27	49	276	3	38-17-1	209	3	87	485
O31	Iowa State	W, 24-0	53,616	-	28	54	238	2	38-19-0	188	1	92	426
	TEXAS*			-	11	32	119	0	22-12-1	85	0	54	204
N7	Iowa State	L, 16-52	85,595	-	22	38	114	0	51-26-1	260	1	89	374
	at Oklahoma*			14	28	39	279	3	33-25-0	405	4	72	684
N14	Iowa State	L, 31-35	54,180	-	19	38	249	3	22-11-1	162	1	60	411
	OKLAHOMA STATE*			5	28	48	154	3	38-26-0	343	2	86	497
N21	Iowa State	L, 35-38	53,297	-	21	44	238	2	20-15-0	210	3	64	448
	at Kansas State*			-	22	41	165	2	33-19-0	220	2	74	385
N28	Iowa State	L, 6-30	42,446	-	17	41	93	0	39-19-2	191	0	80	284
	at West Virginia*			-	19	45	213	2	26-12-1	202	1	71	415

Head Coach: Paul Rhoads **Captains:** Sam Richardson, Levi Peters
Offense - QB Joel Lanning, WR Allen Lazard, WR Quenton Bundrage, WR Jauan Wesley, TE Ben Boesen, RB Mike Warren, OL Jake Campos, OL Oni Omoile, OL Jamison Lalk, OL Wendel Taiese, OL Brock Dagel
Defense - DE J.D. Waggoner, NG Demond Tucker, DE Dale Pierson, LB Levi Peters, LB Jay Jones, LB Willie Harvey, LB Jordan Harris, S Qujuan Floyd, S Jomal Wiltz, CB Brian Peavy, CB Nigel Tribune
Specialists - PK Cole Netten, P Colin Downing, HO Austin Fischer, DS Jake Rhoads, PR Allen Lazard, KR Trever Ryen

BY QUARTERS	1	2	3	4	OT	Total
Iowa State	71	116	52	58	3	300
Opponents	107	82	75	118	10	392

TEAM STATISTICS	Iowa State	Opponents
FIRST DOWNS	257	267
Rushing	120	120
Passing	118	136
Penalty	19	11
RUSHING YARDAGE	2184	2239
Yards Gained	2501	2556
Yards Lost	317	317
Rushing Attempts	498	479
Average Per Rush	4.4	4.7
Average Per Game	182.0	186.6
Rushing TD	18	21
PASSING YARDAGE	2716	3202
Attempts	411	404
Completions	237	247
Interceptions	12	5
Average Per Attempt	6.6	7.9
Average Per Comp.	11.5	13.0
Average Per Game	226.3	266.8
Passing TD	18	28
TOTAL OFFENSE	4900	5441
Total Plays	909	883
Average Per Play	5.4	6.2
Average Per Game	408.3	453.4
KICKOFF RETURNS	37-690	47-913
Average	18.6	19.4
PUNT RETURNS	22-383	15-94
Average	17.4	6.3
INTERCEPTION RETURNS	5-23	12-203
Average	4.6	16.9
FUMBLES-LOST	27-12	15-8
PENALTIES-YARDS	59-489	73-568
Average Per Game	40.8	47.3
PUNTS-YARDS	62-2424	62-2573
Average Per Punt	39.1	41.5
TIME OF POSSESSION	31:32	28:28
THIRD DOWN CONV	78-194	82-175
Conversion Rate	40%	47%
FOURTH DOWN CONV	13-29	6-14
Conversion Rate	45%	43%
SACKS BY-YARDS	30-168	42-229
TOUCHDOWNS	37	51
Rushing	18	21
Passing	18	28
Return	1	1
PAT Kicks	36-37	50-51
2-point Attempts	0	0
Field Goals	14-19	12-16
Safeties	0	0
TOTAL POINTS	300	392
Average Per Game	25.0	32.7

RUSHING

Player	G	Att	Gain	Loss	Net	Avg.	TD	Lg	Gm
Warren	12	227	1366	27	1339	5.9	5	76	111.6
Lanning	11	94	472	142	330	3.5	4	24	30.0
Thomas	12	75	304	9	295	3.9	7	42	24.6
Brown	6	24	96	2	94	3.9	0	34	15.7
Ryen	12	16	76	5	71	4.4	1	17	5.9
Harger	12	6	34	0	34	5.7	0	9	2.8
Richardson	9	47	131	119	12	0.3	1	19	1.3
Downing	12	1	8	0	8	8.0	0	8	0.7
Wesley	10	3	11	4	7	2.3	0	11	0.7
Kramer	6	1	3	0	3	3.0	0	3	0.5
TEAM	6	4	0	9	-9	-2.2	0	0	-1.5

PASSING

Player	G	Att-Cmp-Int	Eff.	Pct.	Yds	TD	Lg	Gm
SBRichardson	9	213-128-8	122	.601	1443	8	59	160
Lanning	11	193-107-4	123	.554	1247	10	74	113
TEAM	6	3-0-0	-	.000	0	0	0	0
Kramer	6	2-2-0	-	1.00	26	0	21	4.3

RECEIVING

Player	G	Rec	Yds	Avg.	TD	Lg	Gm
Lazard	11	56	808	14.4	6	74	73.5
Bundrage	12	41	548	13.4	4	37	45.7
Wesley	10	30	301	10.0	2	41	30.1
Montgomery	11	27	335	12.4	3	59	30.5
Daley	10	24	244	10.2	2	36	24.4
Ryen	12	18	191	10.6	1	53	15.9
Warren	12	14	70	5.0	0	22	5.8
Epps	11	8	42	5.2	0	10	3.8
Thomas	12	4	33	8.2	0	14	2.8
Brown	6	4	24	6.0	0	19	4.0
Boesen	12	4	22	5.5	0	7	1.8
Chandler	11	2	49	24.5	0	30	4.5
Harger	12	2	27	13.5	0	21	2.2
Lanning	11	1	9	9.0	0	9	0.8
Lee-Campbell	2	1	8	8.0	0	8	4.0
Seeley	12	1	5	5.0	0	5	0.4

SCORING

Player	TD	FG	PAT-Kick	PAT-Rush	PAT-Pass	DXP	Saf	Pts
Netten	-	14-19	35-36	0-0	0-0	0	0	77
Thomas	7	0-0	0-0	0-0	0-0	0	0	42
Lazard	6	0-0	0-0	0-0	0-0	0	0	36
Warren	5	0-0	0-0	0-0	0-0	0	0	30
Lanning	4	0-0	0-0	0-0	0-0	0	0	24
Bundrage	4	0-0	0-0	0-0	0-0	0	0	24
Ryen	3	0-0	0-0	0-0	0-0	0	0	18
Montgomery	3	0-0	0-0	0-0	0-0	0	0	18
Wesley	2	0-0	0-0	0-0	0-0	0	0	12
Daley	2	0-0	0-0	0-0	0-0	0	0	12
SBRichardson	1	0-0	0-0	0-0	0-0	0	0	6
Francis	-	0-0	1-1	0-0	0-0	0	0	1

FIELD GOALS

Player	18-29	30-39	40-49	50+	Total	Lg	Blk
Netten	4-5	4-6	5-7	1-1	14-19	51	0

PUNTING

Player	No	Yds	Avg.	Lg	TB	FC	I20	Blk
Downing	53	2166	40.9	61	1	21	20	2
Kramer	7	222	31.7	37	1	4	6	0
TEAM	2	36	18.0	36	0	0	0	0

PUNT RETURNS

Player	No	Yds	Avg	TD	Lg
Lazard	11	214	19.5	0	46
Ryen	11	169	15.4	1	81

KICKOFF RETURNS

Player	No	Yds	Avg	TD	Lg
Ryen	16	286	17.9	0	36
Wiltz	12	271	22.6	0	34
Bundrage	3	52	17.3	0	21
Wesley	3	40	13.3	0	20
Montgomery	2	37	18.5	0	25
Lazard	1	4	4.0	0	4

INTERCEPTIONS

Player	No	Yds	Avg	TD	Lg
Peavy	2	-1	-0.5	0	0
Pierson	1	24	24.0	0	24
Harris	1	0	0.0	0	0
Floyd	1	0	0.0	0	0
Total	5	23	4.6	0	24

TOTAL OFFENSE LEADERS

Player	G	Plays	Rush	Pass	Tot	Avg.
Lanning	11	287	330	1247	1577	143.4
SBRichardson	9	260	12	1443	1455	161.7
Warren	12	227	1339	0	1339	111.6

ALL PURPOSE LEADERS

Player	G	Rush	Rec	PR	KR	IR	Tot	Avg.
Warren	12	1339	70	0	0	0	1409	117.4
Lazard	11	0	808	214	0	0	1022	92.9
Ryen	12	71	191	169	286	0	717	59.8

DEFENSIVE LEADERS

Player	G	Solo	Ast	Tot	TFL	Sack	FR	FF	Blk
Peavy	12	54	28	82	3.5-10	1-1	-	1	-
Floyd	11	51	28	79	.5-1	.5-1	-	-	-
Harris	12	36	34	70	5-11	1-4	1	-	-

2016 (3-9, 2-7 BIG 12, 9TH)

Date	Team	Result	Att.	AP	FD	Rushing Att	Rushing Yds	Rushing TD	Passing A-C-I	Passing Yds	Passing TD	Total Off. Plays	Total Off. Yds
S3	Iowa State	L, 20-25	60,629	-	22	25	51	0	28-18-2	256	3	53	307
	NORTHERN IOWA			-	16	58	232	2	27-15-0	135	1	85	367
S10	Iowa State	L, 3-42	70,585	-	16	35	126	0	35-14-1	165	0	70	291
	at Iowa			16	25	36	198	3	30-20-0	237	3	66	435
S17	Iowa State	L, 20-41	45,119	-	18	47	138	2	36-19-0	217	0	83	335
	at TCU*			-	22	37	229	4	35-22-0	252	1	72	481
S24	Iowa State	W, 44-10	50,851	-	23	32	187	1	29-22-0	316	5	61	503
	SAN JOSE STATE			-	24	47	177	0	27-13-4	155	1	74	332
O1	Iowa State	L, 42-45	50,842	-	26	54	204	4	23-17-0	261	2	77	465
	BAYLOR*			13	30	62	469	5	22-12-0	178	1	84	647
O8	Iowa State	L, 31-38	53,239	-	26	42	165	1	44-25-2	283	3	86	448
	at Oklahoma State*			-	20	33	108	1	44-26-0	351	4	77	459
O15	Iowa State	L, 6-27	96,851	-	19	43	98	0	34-19-0	182	0	77	280
	at Texas*			-	28	47	209	1	38-26-1	296	2	85	505
O29	Iowa State	L, 26-31	52,763	-	25	31	154	1	43-24-1	339	2	74	493
	KANSAS STATE*			-	27	43	247	3	28-18-0	151	1	71	398
N3	Iowa State	L, 24-34	50,662	-	15	26	130	1	30-16-0	160	2	56	290
	OKLAHOMA*			12	28	42	149	0	34-25-1	328	4	76	477
N12	Iowa State	W, 31-24	23,757	-	24	46	238	2	30-21-1	220	2	76	458
	at Kansas*			-	25	40	244	2	38-26-1	171	1	78	415
N19	Iowa State	W, 66-10	50,787	-	24	43	272	6	22-17-0	336	2	65	608
	TEXAS TECH*			-	17	30	84	0	39-19-2	222	1	69	306
N26	Iowa State	L, 19-49	51,365	-	21	34	190	0	44-23-1	371	0	78	561
	WEST VIRGINIA*			19	25	51	272	2	23-13-0	341	5	74	613

Head Coach: Matt Campbell **Captains:** Mitchell Meyers, Allen Lazard, Kamari Cotton-Moya, Joel Lanning
Offense - QB Jacob Park, WR Allen Lazard, WR Dondre Daley, WR Trever Ryen, RB David Montgomery, TE Sam Harms, OL Nick Fett, OL Patrick Scoggins, OL Brian Bobek, OL Brian Seda, OL Julian Good-Jones
Defense - DE Mitchell Meyers, NG Demond Tucker, DT Jhaustin Thomas, LEO JaQuan Bailey, LB Kane Seeley, LB Willie Harvey, STAR D'Andre Payne, S Kamari Cotton-Moya, S Mike Johnson, CB Jomal Wiltz, CB Brian Peavy
Specialists - PK Cole Netten, P Colin Downing, HO Kyle Starcevich, DS Steve Wirtel, PR Trever Ryen, KR Kene Nwangwu

BY QUARTERS	1	2	3	4	OT	Total
Iowa State	79	109	67	77	0	332
Opponents	82	110	121	63	0	376

TEAM STATISTICS	Iowa State	Opponents
FIRST DOWNS	253	293
Rushing	103	147
Passing	133	126
Penalty	17	20
RUSHING YARDAGE	1953	2618
Yards Gained	2225	2854
Yards Lost	272	236
Rushing Attempts	458	526
Average Per Rush	4.3	5.0
Average Per Game	162.8	218.2
Rushing TD	18	23
PASSING YARDAGE	3106	2817
Attempts	398	385
Completions	235	235
Interceptions	8	9
Average Per Attempt	7.8	7.3
Average Per Comp.	13.2	12.0
Average Per Game	258.8	234.8
Passing TD	21	25
TOTAL OFFENSE	5059	5435
Total Plays	856	911
Average Per Play	5.9	6.0
Average Per Game	421.6	452.9
KICKOFF RETURNS	44-1017	30-629
Average	23.1	21.0
PUNT RETURNS	24-226	15-66
Average	9.4	4.4
INTERCEPTION RETURNS	9-90	8-39
Average	10.0	4.9
FUMBLES-LOST	13-8	8-4
PENALTIES-YARDS	76-681	62-599
Average Per Game	56.8	49.9
PUNTS-YARDS	58-2381	59-2476
Average Per Punt	41.1	42.0
TIME OF POSSESSION	29:39	30:21
THIRD DOWN CONV	76-177	78-174
Conversion Rate	43%	45%
FOURTH DOWN CONV	11-23	9-15
Conversion Rate	48%	60%
SACKS BY-YARDS	19-100	32-188
TOUCHDOWNS	41	48
Rushing	18	23
Passing	21	25
Return	1	0
PAT Kicks	36-38	47-47
2-point Attempts	0	0
Field Goals	16-17	13-17
Safeties	0	0
TOTAL POINTS	332	376
Average Per Game	27.7	31.3

RUSHING

Player	G	Att	Gain	Loss	Net	Avg.	TD	Lg	Gm
Montgomery	12	109	579	16	563	5.2	2	46	46.9
Warren	11	134	576	17	559	4.2	3	20	50.8
Lanning	12	121	635	117	518	4.3	11	41	43.2
Nwangwu	12	27	137	4	133	4.9	0	14	11.1
Harger	10	18	109	0	109	6.1	1	17	10.9
Park	10	36	143	84	59	1.6	1	35	5.9
Jones	12	4	31	0	31	7.8	0	15	2.6
Ryen	12	1	8	0	8	8.0	0	8	0.7
Kempt	2	1	7	0	7	7.0	0	7	3.5
TEAM	4	7	0	34	-34	-4.9	0	0	-8.5

PASSING

Player	G	Att-Cmp-Int	Eff.	Pct.	Yds	TD	Lg	Gm
Park	10	226-133-5	139	.588	1791	12	67	179.1
Lanning	12	169-99-3	137	.586	1290	9	49	107.5
Kempt	2	2-2-0	-	1.00	15	0	12	7.5
Jones, De	12	1-1-0	-	1.00	10	0	10	0.8

RECEIVING

Player	G	Rec	Yds	Avg.	TD	Lg	Gm
Lazard	12	69	1018	14.8	7	67	84.8
Jones, De	12	37	536	14.5	6	49	44.7
Ryen	12	37	388	10.5	2	44	32.3
Daley	11	24	406	16.9	3	59	36.9
Epps	12	17	213	12.5	1	46	17.8
Montgomery	12	13	129	9.9	0	28	10.8
Warren	11	12	98	8.2	0	38	8.9
Butler	11	9	134	14.9	2	39	12.2
Chandler	12	4	49	12.2	0	22	4.1
Harger	10	3	19	6.3	0	12	1.9
Lee-Campbell	10	2	43	21.5	0	34	4.3
Murdock	9	2	29	14.5	0	15	3.2
Harms	12	2	7	3.5	0	6	0.6
Nwangwu	12	1	16	16.0	0	16	1.3
Fernandez	8	1	12	12.0	0	12	1.5
Park	10	1	10	10.0	0	10	1.0
Salters	2	1	3	3.0	0	3	1.5
Lanning	12	0	-4	0.0	0	0	-0.3

SCORING

Player	TD	FG	PAT Kick	PAT Rush	PAT Pass	DXP	Saf	Pts
Netten	0	16-17	35-37	0-0	0-0	0	0	83
Lanning	11	0-0	0-0	0-0	0-0	0	0	66
Lazard	7	0-0	0-0	0-0	0-0	0	0	42
Jones, De	6	0-0	0-0	0-0	0-0	0	0	36
Daley	3	0-0	0-0	0-0	0-0	0	0	18
Warren	3	0-0	0-0	0-0	0-0	0	0	18
Ryen	2	0-0	0-0	0-0	0-0	0	0	12
Butler	2	0-0	0-0	0-0	0-0	0	0	12
Montgomery	2	0-0	0-0	0-0	0-0	0	0	12
Cotton-Moya	1	0-0	0-0	0-0	0-0	0	0	6
Park	1	0-0	0-0	0-0	0-2	0	0	6
Epps	1	0-0	0-0	0-0	0-0	0	0	6
Harger	1	0-0	0-0	0-0	0-0	0	0	6
Nwangwu	1	0-0	0-0	0-0	0-0	0	0	6
Seeley	-	0-0	0-0	0-0	0-0	0	1	2
Paddock	1	0-0	1-1	0-0	0-0	0	0	1
Starcevich	-	0-0	0-0	0-0	0-1	0	0	0

FIELD GOALS

Player	18-29	30-39	40-49	50+	Total	Lg	Blk
Netten	7-7	7-7	2-2	0-1	16-17	49	0

PUNTING

Player	No	Yds	Avg.	Lg	TB	FC	I20	Blk
Downing	58	2381	41.1	67	3	23	23	0

PUNT RETURNS

Player	No	Yds	Avg	TD	Lg
Ryen	12	198	16.5	0	55
Lazard	8	-1	-0.1	0	4
Payne	2	28	14.0	0	14
Jones, De	2	1	0.5	0	1

KICKOFF RETURNS

Player	No	Yds	Avg	TD	Lg
Nwangwu	34	896	26.4	1	97
Harger	5	75	15.0	0	18
Ruth	3	28	9.3	0	11
Seeley	1	7	7.0	0	7
Jones, De	1	11	11.0	0	11

INTERCEPTIONS

Player	No	Yds	Avg	TD	Lg
Cotton-Moya	2	48	24.0	1	48
Wiltz	2	27	13.5	0	18
Thomas	1	0	0.0	0	0
Seeley	1	0	0.0	0	0
Edwards	1	0	0.0	0	0
Peavy	1	4	4.0	0	4
Jones, De	1	11	11.0	0	11

TOTAL OFFENSE LEADERS

Player	G	Plays	Rush	Pass	Tot	Avg.
Park	10	262	59	1791	1850	185.0
Lanning	12	290	518	1290	1808	150.7
Montgomery	12	109	563	0	563	46.9
Warren	11	134	559	0	559	50.8

ALL PURPOSE LEADERS

Player	G	Rush	Rec	PR	KR	IR	Tot	Avg.
Nwangwu	12	133	16	0	896	0	1045	87.1
Lazard	12	0	1018	-1	0	0	1017	84.8
Montgomery	12	563	129	0	0	0	692	57.7
Warren	11	559	98	0	0	0	657	59.7
Ryen	12	8	388	198	0	0	594	49.5

DEFENSIVE LEADERS

Player	G	Solo	Ast	Tot	TFL	Sack	FR	FF	Blk
Harvey	12	38	40	78	7.5-24	3-14	1	2	-
Seeley	12	42	36	78	7-17	2-10	-	-	-
Cotton-Moya	11	58	15	73	2-3	-	1	1	-

Date	Team	Result	Att.	AP	FD	Rushing Att	Rushing Yds	Rushing TD	Passing A-C-I	Passing Yds	Passing TD	Total Off. Plays	Total Off. Yds
S2	Iowa State	W, 42-24	61,500	-	24	35	134	2	36-27-1	271	2	71	405
	NORTHERN IOWA			-	21	22	119	0	38-28-3	259	3	60	378
S9	Iowa State	L, 41-44	61,500	-	22	26	120	1	46-25-1	347	4	72	467
	IOWA	OT		-	29	41	164	1	41-27-0	333	5	82	497
S16	Iowa State	W, 41-14	22,811	-	23	37	191	3	33-24-0	317	2	70	508
	at Akron			-	19	24	38	0	44-27-2	293	2	68	331
S28	Iowa State	L, 7-17	51,234	-	18	15	10	0	49-24-3	246	1	64	256
	TEXAS			-	19	52	141	1	26-19-1	171	1	78	312
O7	Iowa State	W, 38-31	86,019	-	21	32	81	1	27-20-0	368	3	59	449
	at Oklahoma*			3	28	35	190	2	34-25-0	323	2	69	513
O14	Iowa State	W, 45-0	55,593	-	15	43	106	4	30-18-0	212	1	73	318
	KANSAS*			-	5	33	62	0	26-11-1	44	0	59	106
O21	Iowa State	W, 31-13	57,045	-	20	36	208	0	32-22-1	192	3	68	400
	at Texas Tech*			-	24	41	129	2	41-31-1	207	0	82	336
O28	Iowa State	W, 14-7	56,259	25	17	33	53	0	35-21-1	202	2	68	255
	TCU*			4	14	34	172	0	25-12-2	135	0	59	307
N4	Iowa State	L, 16-20	55,831	14	23	29	101	0	40-27-1	249	1	69	350
	at West Virginia*			-	23	47	208	0	25-20-1	316	0	72	524
N11	Iowa State	L, 42-49	61,500	24	30	29	105	4	47-30-1	386	2	76	491
	OKLAHOMA STATE*			12	23	37	146	3	31-25-0	198	3	68	522
N18	Iowa State	W, 23-13	40,653	-	21	40	214	0	28-14-0	180	2	68	394
	at Baylor*			-	25	38	133	0	36-26-1	155	1	74	331
N25	Iowa State	L, 19-20	49,554	-	18	30	115	0	36-24-0	264	2	66	379
	at Kansas State*			-	12	30	109	1	22-16-0	286	2	52	264
D30	Iowa State	W, 21-20	57,266	-	22	42	32	1	36-24-0	314	2	80	346
	at Memphis^			19	17	26	53	0	33-21-0	286	2	59	339

^-Liberty Bowl at Memphis, Tenn.

Head Coach: Matt Campbell **Captains:** Allen Lazard, Joel Lanning, Jake Campos, Kamari Cotton-Moya, Brian Peavy

Offense - QB Kyle Kempt, WR Allen Lazard, WR Marchie Murdock, WR Trever Ryen, TE Chase Allen, RB David Montgomery, OL Jake Campos, OL Robby Garcia, OL Julian Good-Jones, OL Josh Knipfel, OL Bryce Meeker

Defense - DE J.D. Waggoner, NG Ray Lima, DT Vernell Trent, Leo JaQuan Bailey, LB Marcel Spears, LB Joel Lanning, LB Willie Harvey, S Kamari Cotton-Moya, S Reggie Wilkerson, CB D'Andre Payne, CB Brian Peavy

Specialists - PK Garrett Owens, P Colin Downing, HO Kyle Starcevich, DS Steve Wirtel, Quinn Sonntag, PR Trever Ryen, KR Landen Akers

BY QUARTERS	1	2	3	4	OT	Total
Iowa State	97	90	107	83	3	380
Opponents	72	78	51	65	6	272

TEAM STATISTICS	Iowa State	Opponents
FIRST DOWNS	274	259
Rushing	77	96
Passing	160	148
Penalty	37	15
RUSHING YARDAGE	1470	1664
Yards Gained	1755	1957
Yards Lost	285	293
Rushing Attempts	427	460
Average Per Rush	3.4	3.6
Average Per Game	113.1	128.0
Rushing TD	16	10
PASSING YARDAGE	3548	3096
Attempts	477	422
Completions	300	283
Interceptions	9	12
Average Per Attempt	7.4	7.3
Average Per Comp.	11.8	10.9
Average Per Game	272.9	238.2
Passing TD	27	23
TOTAL OFFENSE	5018	4760
Total Plays	904	882
Average Per Play	5.6	5.4
Average Per Game	386.0	366.2
KICKOFF RETURNS	29-576	31-737
Average	19.9	23.8
PUNT RETURNS	20-181	16-91
Average	9.1	5.7
INTERCEPTION RETURNS	12-286	9-106
Average	23.8	11.8
FUMBLES-LOST	8-1	16-8
PENALTIES-YARDS	57-516	93-877
Average Per Game	39.7	67.5
PUNTS-YARDS	66-2677	73-3011
Average Per Punt	40.6	41.2
TIME OF POSSESSION	30:16	29:44
THIRD DOWN CONV	73/186	77/190
Conversion Rate	39%	41%
FOURTH DOWN CONV	14/19	8/17
Conversion Rate	74%	47%
SACKS BY-YARDS	26-137	19-144
TOUCHDOWNS	47	34
Rushing	16	10
Passing	27	23
Return	4	1
PAT Kicks	45-45	30-31
2-point Attempts	1	1
Field Goals	17-22	12-17
Safeties	0	0
TOTAL POINTS	380	272
Average Per Game	29.2	20.9

RUSHING

Player	G	Att	Gain	Loss	Net	Avg.	TD	Lg	Gm
Montgomery	13	258	1198	52	1146	4.4	11	58	88.2
Croney	10	31	164	5	159	5.1	1	25	15.9
Lanning	13	40	137	2	135	3.4	2	13	10.4
Warren	9	34	107	2	105	3.1	1	11	11.7
Park	4	11	46	37	9	0.8	1	24	2.2
Ryen	13	2	7	0	7	3.5	0	6	0.5
Lang	3	4	7	2	5	1.2	0	5	1.7
Leach	1	2	3	0	3	1.5	0	3	3.0
Downing	13	0	-2	0	-2	0.0	0	0	-0.2
Kempt	9	31	88	93	-5	-0.2	0	27	-0.6
Noland	4	1	0	9	-9	-9.0	0	0	-2.2
TEAM	7	13	0	83	-83	-6.4	0	0	-11.9

PASSING

Player	G	Att-Cmp-Int	Eff.	Pct.	Yds	TD	Lg	Gm
Kempt	9	161-243-3	145.9	.663	1787	15	57	198.6
Park	4	100-162-5	135.1	.617	1181	9	74	295.2
Noland	4	36-66-1	129.5	.545	533	2	67	133.2
Lanning	13	3-4-0	256.2	.750	47	1	24	3.6

RECEIVING

Player	G	Rec	Yds	Avg.	TD	Lg	Gm
Lazard	13	71	941	13.3	10	36	72.4
Ryen	13	47	469	10.0	1	57	36.1
Butler	13	41	697	17.0	7	74	53.6
Murdock	13	41	513	12.5	5	43	39.5
Montgomery	13	36	296	8.2	0	46	22.8
Jones	13	28	273	9.8	0	43	21.0
Eaton	13	21	208	9.9	4	29	16.0
Croney	10	6	51	8.5	0	25	5.1
Allen	13	4	39	9.8	0	13	3.0
Martin	13	2	22	11.0	0	24	1.7
Akers	10	1	34	34.0	0	34	3.4
Seonbuchner	13	1	5	5.0	0	5	0.4
Warren	9	1	0	0.0	0	0	0.0

SCORING

Player	TD	FG	PAT-Kick	PAT-Rush	PAT-Pass	DXP	Saf	Pts
Owens	-	17-22	45-45	0-0	0-0	0	0	96
Montgomery	11	0-0	0-0	0-0	0-0	0	0	66
Lazard	10	0-0	0-0	0-0	0-0	0	0	62
Butler	7	0-0	0-0	0-0	0-0	0	0	42
Murdock	5	0-0	0-0	0-0	0-0	0	0	30
Eaton	4	0-0	0-0	0-0	0-0	0	0	24
Ryen	2	0-0	0-0	0-0	0-0	0	0	12
Lanning	2	0-0	0-0	0-0	0-0	0	0	12
Croney	1	0-0	0-0	0-0	0-0	0	0	6
Harvey	1	0-0	0-0	0-0	0-0	0	0	6
Warren	1	0-0	0-0	0-0	0-0	0	0	6
Spears	1	0-0	0-0	0-0	0-0	0	0	6
Cotton-Moya	1	0-0	0-0	0-0	0-0	0	0	6
Kempt	-	0-0	0-0	0-0	1-2	0	0	0

FIELD GOALS

Player	18-29	30-39	40-49	50+	Total	Lg	Blk
Owens	8-10	4-4	5-7	0-1	17-22	45	0

PUNTING

Player	No	Yds	Avg.	Lg	TB	FC	I20	Blk
Downing	66	2677	40.6	61	4	26	23	0

PUNT RETURNS

Player	No	Yds	Avg	TD	Lg
Ryen	18	181	10.1	1	68
Lazard	2	0	0.0	0	0

KICKOFF RETURNS

Player	No	Yds	Avg	TD	Lg
Akers	14	293	20.9	0	32
Warren	9	186	20.7	0	35
Jones	2	36	18.0	0	23
Sutton	2	14	7.0	0	14
Ryen	1	28	28.0	0	28
Walker	1	19	19.0	0	19

INTERCEPTIONS

Player	No	Yds	Avg	TD	Lg
Cotton-Moya	3	54	18.0	1	23
Peavy	2	70	35.0	0	70
Spears	2	61	30.5	1	61
Lanning	1	19	19.0	0	19
Lewis	1	39	39.0	0	39
Wilkerson	1	31	31.0	0	31
Harvey	1	12	12.0	1	12
Payne	1	0	0.0	0	0

TOTAL OFFENSE LEADERS

Player	G	Plays	Rush	Pass	Tot	Avg.
Kempt	9	274	-5	1787	1782	198.0
Park	4	173	9	1181	1190	297.5
Montgomery	13	260	1146	0	1146	88.2

ALL PURPOSE LEADERS

Player	G	Rush	Rec	PR	KR	IR	Tot	Avg.
Montgomery	13	1146	296	0	0	0	1442	110.9
Lazard	13	0	941	0	0	0	941	72.4
Butler	13	0	697	0	0	0	697	53.6

DEFENSIVE LEADERS

Player	G	Solo	Ast	Tot	TFL	Sack	FR	FF	Blk
Lanning	13	51	63	114	11-50	6-4	1	-	-
Spears	13	56	51	107	8.5-17	1-3	-	2	-
Peavy	13	49	39	88	6-13	-	2	1	-

2018 (8-5, 6-3 BIG 12, T3RD)

Date	Team	Result	Att.	AP	FD	Rushing Att	Rushing Yds	Rushing TD	Passing A-C-I	Passing Yds	Passing TD	Total Off. Plays	Total Off. Yds
S1	SOUTH DAKOTA ST$	-	-	-	-	-	-	-	-	-	-	-	-
S8	Iowa State	L, 3-13	69,250	-	11	25	19	0	31-19-0	169	0	56	188
	at Iowa			-	14	36	105	1	28-16-0	166	0	64	271
S15	Iowa State	L, 27-37	58,479	-	20	29	87	1	36-25-1	360	2	65	447
	OKLAHOMA*			5	24	39	171	1	29-21-0	348	3	68	519
S22	Iowa State	W, 26-13	54,028	-	21	35	132	1	34-26-0	233	1	69	365
	AKRON			-	17	31	91	0	28-12-1	153	1	59	244
S29	Iowa State	L, 14-17	42,664	-	15	28	119	1	28-14-0	79	1	56	198
	at TCU*			-	19	46	117	0	29-21-1	182	1	75	299
O6	Iowa State	W, 48-42	52,995	-	21	38	140	2	25-19-1	325	4	63	465
	at Oklahoma State*			25	22	43	126	2	33-19-1	289	4	76	415
O13	Iowa State	W, 30-14	56,629	-	25	47	244	1	25-18-1	254	3	72	498
	WEST VIRGINIA*			6	9	27	52	0	15-11-1	100	1	42	152
O27	Iowa State	W, 40-31	57,908	-	24	51	172	2	27-13-0	250	2	78	422
	TEXAS TECH*			-	24	24	30	1	57-33-3	333	1	81	363
N3	Iowa State	W, 27-3	15,543	-	20	38	121	0	24-17-0	273	3	62	394
	at Kansas*			-	20	40	147	0	43-19-0	185	0	83	356
N10	Iowa State	W, 28-14	53,860	23	21	32	125	2	25-18-0	230	1	57	355
	BAYLOR*			-	25	32	146	0	48-29-0	359	2	80	505
N17	Iowa State	L, 10-24	102,498	18	12	30	62	1	29-13-1	148	0	59	210
	at Texas*			13	20	46	179	1	25-22-0	226	2	71	405
N24	Iowa State	W, 42-38	54,430	25	22	32	156	3	27-20-2	337	2	59	493
	KANSAS STATE*			-	21	47	245	2	27-18-0	183	3	74	428
D1	Iowa State	W, 27-24	56,738	24	17	42	114	3	25-17-1	159	1	67	273
	DRAKE			-	14	30	58	0	29-20-1	221	3	59	279
D28	Iowa State	L, 26-28	60,675	25	22	39	200	3	27-18-2	315	0	66	515
	vs Washington St^			12	19	17	28	2	49-35-0	299	2	66	327

$- Game cancelled due to inclement weather
^-Alamo Bowl at San Antonio, Texas

Head Coach: Matt Campbell **Captains:** Kyle Kempt, David Montgomery, Ray Lima, Brian Peavy
Offense - QB Brock Purdy, WR Hakeem Butler, WR Matthew Eaton, WR Deshaunte Jones, TE Charlie Kolar, RB David Montgomery, OL Julian Good-Jones, OL Collin Olson, OL Colin Newell, OL Josh Knipfel, OL Bryce Meeker
Defense - DE Enyi Uwazurike, NG Ray Lima, DE JaQuan Bailey, LB Marcel Spears, LB Mike Rose, LB Willie Harvey, Star Braxton Lewis, S Greg Eisworth, S Lawrence White, CB D'Andre Payne, CB Brian Peavy
Specialists - PK Connor Assalley, P Corey Dunn, HO Joe Rivera, DS Steve Wirtel, PR Tarique Milton, KR Kene Nwangwu

BY QUARTERS	1	2	3	4	OT	Total
Iowa State	70	115	83	80	0	348
Opponents	62	110	71	55	0	298

TEAM STATISTICS	Iowa State	Opponents
FIRST DOWNS	251	246
Rushing	103	96
Passing	123	139
Penalty	25	11
RUSHING YARDAGE	1691	1519
Yards Gained	2047	1942
Yards Lost	356	423
Rushing Attempts	466	458
Average Per Rush	3.6	3.3
Average Per Game	130.1	116.8
Rushing TD	20	10
PASSING YARDAGE	3132	3044
Attempts	363	440
Completions	237	276
Interceptions	9	8
Average Per Attempt	8.6	6.9
Average Per Comp.	13.2	11.0
Average Per Game	240.9	234.2
Passing TD	20	23
TOTAL OFFENSE	4823	4563
Total Plays	829	898
Average Per Play	5.8	5.1
Average Per Game	371.0	351.0
KICKOFF RETURNS	33-726	41-769
Average	22.0	18.8
PUNT RETURNS	14-176	12-64
Average	12.6	5.3
INTERCEPTION RETURNS	8-109	9-103
Average	13.6	11.4
FUMBLES-LOST	13-10	17-8
PENALTIES-YARDS	62-517	81-786
Average Per Game	39.8	60.5
PUNTS-YARDS	56-2205	66-2697
Average Per Punt	39.4	40.9
TIME OF POSSESSION	28:54	31:03
THIRD DOWN CONV	67/169	79/190
Conversion Rate	40%	42%
FOURTH DOWN CONV	10/18	9/18
Conversion Rate	56%	50%
SACKS BY-YARDS	33-258	31-210
TOUCHDOWNS	42	37
Rushing	20	10
Passing	20	23
Return	0	1
PAT Kicks	36-38	37-37
2-point Attempts	3	0
Field Goals	16-23	13-18
Safeties	3	0
TOTAL POINTS	348	298
Average Per Game	26.8	22.9

RUSHING

Player	G	Att	Gain	Loss	Net	Avg.	TD	Lg	Gm
Montgomery	12	257	1254	38	1216	4.7	13	39	101.3
Purdy	10	100	451	143	308	3.1	5	29	30.8
Nwangwu	13	39	168	11	157	4.0	0	24	12.1
Lang	12	22	81	2	79	3.6	1	14	6.6
Croney	12	23	62	6	56	2.4	1	14	4.7
Milton	13	1	3	0	3	3.0	0	3	0.2
Noland	5	7	28	41	-13	-1.9	0	28	-2.6
Kempt	5	5	0	39	-39	-7.8	0	0	-7.8
TEAM	8	12	0	76	-76	-6.3	0	0	-9.5

PASSING

Player	G	Att-Cmp-Int	Eff.	Pct.	Yds	TD	Lg	Gm
Purdy	10	146-220-7	170.0	66.4	2250	16	83	225.0
Noland	5	70-110-1	129.0	63.6	722	4	57	144.4
Kempt	5	21-31-1	104.7	67.7	160	0	31	32.0
TEAM	8	0-2-0	0.0	0.0	0	0	0	0.0

RECEIVING

Player	G	Rec	Yds	Avg.	TD	Lg	Gm
Butler	13	60	1318	22.0	9	83	101.4
Jones	13	43	366	8.5	4	32	28.2
Milton	13	34	417	12.3	1	60	32.1
Eaton	13	27	304	11.3	2	38	23.4
Montgomery	12	22	157	7.1	0	53	13.1
Kolar	13	11	137	12.5	3	29	10.5
Akers	13	10	181	18.1	0	55	13.9
Croney	12	9	71	7.9	0	25	5.9
Allen	8	8	84	10.5	0	28	10.5
Seonbuchner	13	5	45	9.0	1	18	3.5
Lang	12	4	30	7.5	0	10	2.5
Nwangwu	13	2	11	5.5	0	11	0.8
Johnson	12	1	11	11.0	0	11	0.9
Soehner	13	1	0	0.0	0	0	0.0

SCORING

Player	TD	FG	PAT-Kick	PAT-Rush	PAT-Pass	DXP	Saf	Pts
Assalley	-	16-23	36-38	0-0	0-0	0	0	84
Montgomery	13	0-0	0-0	0-0	0-0	0	0	78
Butler	9	0-0	0-0	0-0	0-0	0	0	54
Purdy	5	0-0	0-0	0-0	2-3	0	0	32
Jones	4	0-0	0-0	0-0	1-1	0	0	24
Kolar	3	0-0	0-0	0-0	0-0	0	0	18
Eaton	2	0-0	0-0	0-0	0-0	0	0	14
Croney	1	0-0	0-0	0-0	0-0	0	0	8
Milton	1	0-0	0-0	0-0	0-0	0	0	6
Spears	1	0-0	0-0	0-0	0-0	0	0	6
Lang	1	0-0	0-0	0-0	0-0	0	0	6
Seonbuchner	1	0-0	0-0	0-0	0-0	0	0	6
Rose	1	0-0	0-0	0-0	0-0	0	0	6
Team	-	0-0	0-0	0-0	0-0	0	3	6

FIELD GOALS

Player	18-29	30-39	40-49	50+	Total	Lg	Blk
Assalley	8-8	5-8	2-6	1-1	16-23	50	1

PUNTING

Player	No	Yds	Avg.	Lg	TB	FC	I20	Blk
Dunn	53	2129	40.2	65	1	13	23	1
Rivera	2	76	38.0	46	0	0	0	0
TEAM	1	0	0.0	0	0	0	0	0

PUNT RETURNS

Player	No	Yds	Avg	TD	Lg
Milton	12	152	12.7	0	47
TEAM	1	23	23.0	0	0
Ruth	1	1	1.0	0	0

KICKOFF RETURNS

Player	No	Yds	Avg	TD	Lg
Nwangwu	24	643	26.8	0	58
Lang	4	50	12.5	0	20
Soehner	3	16	5.3	0	16
Croney	1	17	17.0	0	17
Butler	1	0	0.0	0	0

INTERCEPTIONS

Player	No	Yds	Avg	TD	Lg
Lewis	3	0	0.0	0	0
Spears	2	53	26.5	1	41
Payne	1	0	0.0	0	0
Eisworth	1	37	37.0	0	37
Peavy	1	19	19.0	0	19

TOTAL OFFENSE LEADERS

Player	G	Plays	Rush	Pass	Tot	Avg.
Purdy	10	320	308	2250	2558	255.8
Montgomery	12	257	1216	0	1216	101.3
Noland	5	117	-13	722	709	141.8

ALL PURPOSE LEADERS

Player	G	Rush	Rec	PR	KR	IR	Tot	Avg.
Montgomery	12	1216	157	0	0	0	1373	114.4
Butler	13	0	1318	0	0	0	1318	101.4
Nwangwu	13	157	11	0	643	0	811	62.4

DEFENSIVE LEADERS

Player	G	Solo	Ast	Tot	TFL	Sack	FR	FF	Blk
Eisworth	12	56	31	87	4-19	1-16	-	2	-
Harvey	13	46	30	76	9-38	3.5-29	1	2	-
Rose	13	41	34	75	9-23	1.5-11	1	-	-

Date	Team	Result	Att.	AP	FD	Rushing Att	Rushing Yds	Rushing TD	Passing A-C-I	Passing Yds	Passing TD	Total Off. Plays	Total Off. Yds
A31	Iowa State	W, 29-26	61,500	21	26	45	185	1	41-30-0	278	2	86	464
	NORTHERN IOWA	3OT		-	17	31	34	0	42-25-0	228	1	73	262
S14	Iowa State	L, 17-18	61,500	-	22	20	91	0	35-25-0	327	2	54	418
	IOWA			19	29	18	112	1	35-22-0	201	0	72	313
S21	Iowa State	W, 72-20	57,442	-	31	37	270	4	30-22-1	444	4	67	714
	LOUISIANA-MONROE			-	22	43	228	1	37-21-2	197	2	80	425
S28	Iowa State	L, 21-23	42,359	-	23	28	63	1	45-27-1	342	2	73	405
	at Baylor*			-	24	34	104	0	45-26-0	307	3	79	411
O5	Iowa State	W, 49-24	59,553	-	21	37	189	4	24-19-0	247	2	61	436
	TCU*			-	17	33	108	1	30-21-0	221	2	63	329
O12	Iowa State	W, 38-14	51,836	-	26	43	143	4	30-19-1	229	1	73	372
	at West Virginia*			-	12	28	41	0	25-19-1	149	1	53	190
O19	Iowa State	W, 34-24	52,315	-	21	24	182	2	32-23-1	378	3	56	560
	at Texas Tech*			-	25	34	168	2	52-40-0	239	1	86	407
O26	Iowa State	L, 27-34	61,500	23	30	25	86	2	62-39-3	382	1	88	468
	OKLAHOMA STATE*			-	14	31	153	1	24-16-1	249	2	55	402
N9	Iowa State	L, 41-42	83,541	-	26	38	195	1	31-19-0	282	5	69	477
	at Oklahoma*			9	24	41	226	3	26-18-1	273	3	67	499
N16	Iowa State	W, 23-21	58,946	-	26	30	112	0	49-30-1	354	2	79	466
	TEXAS*			22	16	26	54	0	40-22-0	273	3	66	327
N23	Iowa State	W, 41-31	58,120	-	24	35	117	2	42-29-1	372	4	77	489
	KANSAS*			-	22	32	165	0	44-23-0	328	3	76	493
N30	Iowa State	L, 17-27	48,990	-	10	24	51	1	30-15-0	185	1	54	236
	at Kansas State*			-	18	49	231	2	12-5-1	57	0	61	288
D28	Iowa State	L, 9-33	46,948	-	14	27	45	0	32-18-0	227	0	59	272
	vs Notre Dame^			14	17	37	208	2	28-20-0	247	1	65	455

^-Camping World Bowl at Orlando, Fla.

Head Coach: Matt Campbell **Captains:** Brock Purdy, Josh Knipfel, Ray Lima, Marcel Spears, Greg Eisworth

Offense - QB Brock Purdy, WR Deshaunte Jones, WR Tarique Milton, WR La'Michael Pettway, TE Charlie Kolar, RB Breece Hall, OL Julian Good-Jones, OL Trevor Downing, OL Collin Olson, OL Josh Knipfel, OL Bryce Meeker

Defense - DE Zach Petersen, NG Ray Lima, DT Enyi Uwazurike, LB Marcel Spears, LB O'Rien Vance, LB Mike Rose, Star Greg Eisworth, S Braxton Lewis, S Lawrence White, CB Anthony Johnson, CB Tayvonn Kyle

Specialists - PK Connor Assalley, P Joe Rivera, HO Blake Clark, DS Steve Wirtel, PR Tarique Milton, KR Kene Nwangwu

BY QUARTERS	1	2	3	4	OT	Total
Iowa State	59	104	100	139	16	418
Opponents	54	102	91	77	13	337

TEAM STATISTICS	Iowa State	Opponents
FIRST DOWNS	298	246
Rushing	87	105
Passing	188	130
Penalty	23	11
RUSHING YARDAGE	1729	1814
Yards Gained	1976	2121
Yards Lost	247	307
Rushing Attempts	412	455
Average Per Rush	4.2	4.0
Average Per Game	133.0	139.5
Rushing TD	22	13
PASSING YARDAGE	4047	2987
Attempts	484	441
Completions	315	279
Interceptions	9	6
Average Per Attempt	8.4	6.8
Average Per Comp.	12.8	10.7
Average Per Game	311.3	229.8
Passing TD	29	22
TOTAL OFFENSE	5776	4801
Total Plays	896	896
Average Per Play	6.4	5.4
Average Per Game	444.3	369.3
KICKOFF RETURNS	24-477	57-1127
Average	19.9	19.8
PUNT RETURNS	10-96	16-99
Average	9.6	6.2
INTERCEPTION RETURNS	6-102	9-80
Average	17.0	8.9
FUMBLES-LOST	11-7	12-7
PENALTIES-YARDS	61-496	70-622
Average Per Game	38.2	47.8
PUNTS-YARDS	54-2194	70-2923
Average Per Punt	40.6	41.8
TIME OF POSSESSION	30:24	29:36
THIRD DOWN CONV	64/168	84/203
Conversion Rate	38%	41%
FOURTH DOWN CONV	9/21	8/15
Conversion Rate	43%	53%
SACKS BY-YARDS	28-161	18-117
TOUCHDOWNS	53	39
Rushing	22	13
Passing	29	22
Return	0	1
PAT Kicks	49-51	35-36
2-point Attempts	1	2
Field Goals	17-23	22-27
Safeties	0	0
TOTAL POINTS	418	337
Average Per Game	32.2	25.9

RUSHING

Player	G	Att	Gain	Loss	Net	Avg.	TD	Lg	Gm
Hall	12	186	956	59	897	4.8	9	75	74.8
Purdy	13	93	394	145	249	2.7	8	44	19.2
Lang	12	50	245	7	238	4.8	3	23	19.8
Nwangwu	13	16	120	5	115	7.2	0	19	8.8
Mitchell	5	11	100	0	100	9.1	1	29	20.0
Croney	12	30	99	3	96	3.2	1	14	8.0
Brock	4	9	48	0	48	5.3	0	13	12.0
Akers	13	1	8	0	8	8.0	0	8	0.6
Jones	13	4	6	3	3	0.8	0	3	0.2
TEAM	9	12	0	25	-25	-2.1	0	0	-2.8

PASSING

Player	G	Att-Cmp-Int	Eff.	Pct.	Yds	TD	Lg	Gm
Purdy	13	475-312-9	151.1	.657	3982	27	84	306.3
Mitchell	5	4-2-0	161.9	.500	14	1	9	2.8
Jones	13	2-1-0	429.2	.500	51	1	51	3.9
Clark	13	1-0-0	0.0	.000	0	0	0	0.0
TEAM	9	0-2-0	0.0	.000	0	0	0	0.0

RECEIVING

Player	G	Rec	Yds	Avg.	TD	Lg	Gm
Jones	13	76	877	11.5	2	84	67.5
Pettway	13	55	676	12.3	6	51	52.0
Kolar	13	51	697	13.7	7	49	53.6
Milton	13	35	722	20.6	3	73	55.5
Hall	12	23	252	11.0	1	61	21.0
Allen	13	17	167	9.8	2	30	12.8
Shaw	11	15	231	15.4	5	33	21.0
Croney	12	10	60	6.0	0	15	5.0
Akers	13	9	109	12.1	0	32	8.4
Lang	12	8	54	6.8	1	23	4.5
Soehner	12	7	107	15.3	1	23	8.9
Wilson	13	5	59	11.8	0	28	4.5
Scates	10	2	25	12.5	1	18	2.5
Nwangwu	13	1	8	8.0	0	8	0.6
Mitchell	5	1	3	3.0	0	3	0.6

SCORING

Player	TD	FG	PAT Kick	PAT Rush	PAT Pass	DXP	Saf	Pts
		15-19	49-51	0-0	0-0	0	0	94
Assalley	10	0-0	0-0	0-0	0-0	0	0	60
Hall	8	0-0	0-0	0-0	0-1	0	0	48
Purdy	7	0-0	0-0	0-0	0-0	0	0	42
Kolar	6	0-0	0-0	0-0	0-0	0	0	36
Pettway	5	0-0	0-0	0-0	0-0	0	0	30
Shaw	4	0-0	0-0	0-0	0-0	0	0	24
Lang	3	0-0	0-0	0-0	0-0	0	0	18
Milton	2	0-0	0-0	0-0	0-0	0	0	12
Jones	2	0-0	0-0	0-0	0-0	0	0	12
Allen	1	0-0	0-0	0-0	0-0	0	0	6
Scates	1	0-0	0-0	0-0	0-0	0	0	6
Mitchell	1	0-0	0-0	0-0	0-0	0	0	6
Uwazurike	1	0-0	0-0	0-0	0-0	0	0	6
Hummel	1	0-0	0-0	0-0	0-0	0	0	6
Croney	1	0-0	0-0	0-0	0-0	0	0	6
Narveson	1	2-4	0-0	0-0	0-0	0	0	6
Soehner	1	0-0	0-0	0-0	0-0	0	0	6

FIELD GOALS

Player	18-29	30-39	40-49	50+	Total	Lg	Blk
Assalley	7-7	5-7	3-5	0-0	15-19	42	1
Narveson	0-0	0-0	2-4	0-0	2-4	48	0

PUNTING

Player	No	Yds	Avg.	Lg	TB	FC	I20	Blk
Rivera	54	2194	40.6	65	3	10	27	0

PUNT RETURNS

Player	No	Yds	Avg	TD	Lg
Milton	7	81	11.6	0	36
Jones	2	15	7.5	0	9
Young	1	0	0.0	0	0

KICKOFF RETURNS

Player	No	Yds	Avg	TD	Lg
Nwangwu	15	381	25.4	0	41
Lang	5	85	17.0	0	24
Croney	2	11	5.5	0	11
Greene	1	0	0.0	0	0
Soehner	1	0	0.0	0	0

INTERCEPTIONS

Player	No	Yds	Avg	TD	Lg
White	2	31	15.5	0	25
Eisworth	1	0	0.0	0	0
Lewis	1	23	23.0	0	23
Rose	1	0	0.0	0	0
Hummel	1	48	48.0	1	48

TOTAL OFFENSE LEADERS

Player	G	Plays	Rush	Pass	Tot	Avg.
Purdy	13	568	249	3982	4231	325.5
Hall	12	186	897	0	897	74.8
Lang	12	50	238	0	238	19.8

ALL PURPOSE LEADERS

Player	G	Rush	Rec	PR	KR	IR	Tot	Avg.
Hall	12	897	252	0	0	0	1149	95.8
Jones	13	3	877	15	0	0	895	68.8
Milton	13	0	722	81	0	0	803	61.8

DEFENSIVE LEADERS

Player	G	Solo	Ast	Tot	TFL	Sack	FR	FF	Blk
Spears	13	56	36	92	8-25	2.5-15	-	-	-
White	13	50	34	84	4-9	1-1	-	-	-
Rose	13	39	38	77	9.5-31	3.5-14	-	1	-

2020 (9-3, 8-1 BIG 12, 1ST)

Date	Team	Result	Att.	AP	FD	Rushing Att	Rushing Yds	Rushing TD	Passing A-C-I	Passing Yds	Passing TD	Total Off. Plays	Total Off. Yds
S12	Iowa State	L, 14-31	0	23	18	36	158	2	35-16-1	145	0	71	303
	LOUISIANA			-	14	35	118	1	21-13-0	154	1	56	272
S26	Iowa State	W, 37-34	11,852	-	14	28	212	4	23-18-0	211	1	51	423
	at TCU*			-	27	44	99	0	41-27-1	400	4	84	498
O3	Iowa State	W, 37-30	13,724	-	23	31	135	3	25-13-0	282	1	56	417
	OKLAHOMA*			18	22	33	114	1	36-25-1	300	2	69	414
O10	Iowa State	W, 31-15	13,502	24	29	43	214	2	43-32-0	302	2	86	516
	TEXAS TECH*			-	15	22	58	0	34-23-0	212	1	56	270
O24	Iowa State	L, 21-24	14,671	17	18	33	227	2	34-19-1	162	1	67	389
	at Oklahoma State*			6	24	51	226	2	29-20-2	235	1	80	461
O31	Iowa State	W, 52-22	9,652	23	26	35	258	4	36-25-1	294	3	71	552
	at Kansas*			-	15	34	73	2	33-18-1	167	0	67	240
N7	Iowa State	W, 38-31	13,535	17	23	41	198	2	24-15-3	164	3	65	362
	BAYLOR*			-	17	27	71	0	33-22-2	295	3	60	366
N21	Iowa State	W, 45-0	0	17	26	44	240	3	25-19-0	299	3	69	539
	KANSAS STATE*			-	9	28	73	0	19-9-1	76	0	47	149
N27	Iowa State	W, 23-20	16,555	15	25	33	121	1	36-25-0	312	1	69	433
	at Texas*			20	21	35	145	1	30-18-0	303	1	65	448
D5	Iowa State	W, 42-6	14,256	12	26	44	236	3	23-20-0	247	3	67	483
	WEST VIRGINIA*			-	16	25	54	0	41-21-0	209	0	66	263
D19	Iowa State	L, 21-27	18,720	8	20	31	113	2	40-27-3	322	1	71	435
	vs Oklahoma$			12	20	31	120	2	34-22-0	272	1	65	392
J2	Iowa State	W, 34-17	0	12	25	56	228	3	29-20-0	156	1	85	384
	vs Oregon^			25	17	18	86	2	28-19-1	226	0	46	312

$-Big 12 Championship at Arlington, Texas
^-Fiesta Bowl at Glendale, Ariz.

Head Coach: Matt Campbell **Captains:** 17 Seniors

Offense - QB Brock Purdy, WR Xavier Hutchinson, WR Sean Shaw, TE Charlie Kolar, TE Chase Allen, RB Breece Hall, OL Sean Foster, OL Darrell Simmons, OL Colin Newell, OL Derek Schweiger, OL Jake Remsburg

Defense - DE Enyi Uwazurike, NG Isaiah Lee, DE JaQuan Bailey, LB Jake Hummel, LB O'Rien Vance, LB Mike Rose, Star Isheem Young, S Greg Eisworth, S Lawrence White, CB Anthony Johnson, CB Datrone Young

Specialists - PK Connor Assalley, P Joe Rivera, HO Blake Clark, DS Connor Guess, Koby Hathcock, PR Tarique Milton, KR Kene Nwangwu

BY QUARTERS	1	2	3	4	OT	Total
Iowa State	58	144	97	96	0	395
Opponents	65	72	48	72	0	257

TEAM STATISTICS	Iowa State	Opponents
FIRST DOWNS	273	217
Rushing	118	77
Passing	136	129
Penalty	19	11
RUSHING YARDAGE	2340	1237
Yards Gained	2531	1542
Yards Lost	191	423
Rushing Attempts	455	383
Average Per Rush	5.1	3.2
Average Per Game	195.0	103.1
Rushing TD	31	11
PASSING YARDAGE	2896	2848
Attempts	373	378
Completions	249	237
Interceptions	9	9
Average Per Attempt	7.8	7.5
Average Per Comp.	11.6	12.0
Average Per Game	241.3	237.3
Passing TD	20	14
TOTAL OFFENSE	5236	4085
Total Plays	828	761
Average Per Play	6.3	5.4
Average Per Game	436.3	340.4
KICKOFF RETURNS	21-563	56-1244
Average	26.8	22.2
PUNT RETURNS	11-59	16-176
Average	5.4	11.0
INTERCEPTION RETURNS	9-14	9-99
Average	1.6	11.0
FUMBLES-LOST	9-5	11-8
PENALTIES-YARDS	61-511	74-608
Average Per Game	42.6	50.7
PUNTS-YARDS	47-1914	59-2381
Average Per Punt	40.7	40.4
TIME OF POSSESSION	33:05	26:55
THIRD DOWN CONV	73/161	51/154
Conversion Rate	45%	33%
FOURTH DOWN CONV	11/16	9/20
Conversion Rate	69%	45%
SACKS BY-YARDS	29-185	14-91
TOUCHDOWNS	51	31
Rushing	31	11
Passing	20	14
Return	0	6
PAT Kicks	48-50	28-28
2-point Attempts	1	2
Field Goals	13-19	13-22
Safeties	0	0
TOTAL POINTS	395	257
Average Per Game	32.9	21.4

RUSHING

Player	G	Att	Gain	Loss	Net	Avg.	TD	Lg	Gm
Hall	12	279	1631	59	1572	5.6	21	75	131.0
Purdy	12	87	479	97	382	4.4	5	29	31.8
Nwangwu	12	61	351	12	339	5.6	4	49	28.2
Brock	10	13	46	0	46	3.5	0	11	4.6
Dekkers	3	3	19	7	12	4.0	1	12	4.0
Lang	6	3	5	3	2	0.7	0	3	0.3
TEAM	8	9	0	13	-13	-1.4	0	0	-1.6

PASSING

Player	G	Att-Cmp-Int	Eff.	Pct.	Yds	TD	Lg	Gm
Purdy	12	365-243-9	142.1	66.6	2750	19	65	229.2
Dekkers	3	7-5-0	260.2	71.4	118	1	38	39.3
Soehner	11	1-1-0	335.2	100.0	28	0	28	2.5

RECEIVING

Player	G	Rec	Yds	Avg.	TD	Lg	Gm
Hutchinson	12	64	771	12.0	4	65	64.2
Kolar	11	44	591	13.4	7	44	53.7
Hall	12	23	180	7.8	2	28	15.0
Shaw	12	21	212	10.1	1	35	17.7
Allen	12	19	236	12.4	2	31	19.7
Akers	12	18	269	14.9	1	49	22.4
Soehner	11	18	205	11.4	0	26	18.6
Milton	6	15	102	6.8	0	42	17.0
Scates	11	6	134	22.3	2	44	12.2
Jackson	4	5	28	5.6	0	10	7.0
Brock	10	4	32	8.0	0	11	3.2
Lang	6	4	24	6.0	0	10	4.0
Nwangwu	12	3	22	7.3	0	11	1.8
Wilson	8	2	27	13.5	1	17	3.4
Bitter	5	1	38	38.0	0	38	7.6
Dean	12	1	25	25.0	0	25	2.1
Porter	12	1	0	0.0	0	0	0.0

SCORING

Player	TD	FG	PAT-Kick	PAT-Rush	PAT-Pass	DXP	Saf	Pts
Hall	23	0-0	0-0	0-0	0-0	0	0	138
Assalley	-	13-19	48-50	0-0	0-0	0	0	87
Kolar	7	0-0	0-0	0-0	0-0	0	0	44
Purdy	5	0-0	0-0	0-0	1-1	0	0	30
Nwangwu	4	0-0	0-0	0-0	0-0	0	0	24
Hutchinson	4	0-0	0-0	0-0	0-0	0	0	24
Scates	2	0-0	0-0	0-0	0-0	0	0	12
Allen	2	0-0	0-0	0-0	0-0	0	0	12
Wilson	1	0-0	0-0	0-0	0-0	0	0	6
Akers	1	0-0	0-0	0-0	0-0	0	0	6
Dekkers	1	0-0	0-0	0-0	0-0	0	0	6
Shaw	1	0-0	0-0	0-0	0-0	0	0	6

FIELD GOALS

Player	18-29	30-39	40-49	50+	Total	Lg	Blk
Assalley	5-6	6-7	2-6	0-0	13-19	42	1

PUNTING

Player	No	Yds	Avg.	Lg	TB	FC	I20	Blk
Rivera	45	1826	40.6	64	4	13	14	0
Dunn	2	88	44.0	49	0	0	1	0

PUNT RETURNS

Player	No	Yds	Avg	TD	Lg
Eisworth	5	47	9.4	0	29
Milton	3	2	0.7	0	3
Miller	2	-8	-4.0	0	0
Akers	1	18	18.0	0	6

KICKOFF RETURNS

Player	No	Yds	Avg	TD	Lg
Nwangwu	19	550	28.9	0	85
Hanika	1	3	3.0	0	3
Walling	1	10	10.0	0	10

INTERCEPTIONS

Player	No	Yds	Avg	TD	Lg
Rose	5	14	2.8	0	12
Kyle	1	0	0.0	0	0
Eisworth	1	0	0.0	0	0
Young, I	1	0	0.0	0	0
White	1	0	0.0	0	0

TOTAL OFFENSE LEADERS

Player	G	Plays	Rush	Pass	Tot	Avg.
Purdy	12	452	382	2750	3132	261.0
Hall	12	279	1572	0	1572	131.0
Nwangwu	12	61	339	0	339	28.2

ALL PURPOSE LEADERS

Player	G	Rush	Rec	PR	KR	IR	Tot	Avg.
Hall	12	1572	180	0	0	0	1752	146.0
Nwangwu	12	339	22	0	550	0	911	75.9
Hutchinson	12	0	771	0	0	0	771	64.2

DEFENSIVE LEADERS

Player	G	Solo	Ast	Tot	TFL	Sack	FR	FF	Blk
Rose	12	54	42	96	10.5-30	1.5-15	-	-	-
Hummel	12	40	37	77	4.5-8	-	-	1	-
Vance	12	30	38	68	6-18	1-8	2	-	-

Date	Team	Result	Att.	AP	FD	Rushing Att	Rushing Yds	Rushing TD	Passing A-C-I	Passing Yds	Passing TD	Total Off. Plays	Total Off. Yds
S4	Iowa State	W, 16-10	61,500	7	17	34	136	1	26-21-0	199	0	60	335
	NORTHERN IOWA			-	13	26	45	0	34-21-2	230	1	60	275
S11	Iowa State	L, 17-27	61,500	9	21	27	87	1	43-24-3	252	1	70	339
	Iowa			10	11	39	67	1	21-11-0	106	1	60	173
S18	Iowa State	W, 48-3	35,193	14	27	37	184	3	30-23-0	309	3	67	493
	at UNLV			-	27	31	36	0	19-10-1	94	0	50	130
S25	Iowa State	L, 29-31	42,539	14	27	40	216	2	33-22-1	263	1	73	479
	at Baylor*			-	25	33	118	1	19-14-0	164	2	52	282
O2	Iowa State	W, 59-7	60,446	-	25	33	290	4	27-19-0	274	4	60	564
	KANSAS*			-	18	44	175	1	22-11-1	127	0	66	302
O16	Iowa State	W, 33-20	48,363	-	19	35	210	2	25-22-0	208	1	60	418
	at Kansas State*			-	21	33	136	1	23-15-1	206	2	56	342
O23	Iowa State	W, 24-21	61,500	-	18	33	67	1	33-27-0	307	2	66	374
	OKLAHOMA STATE*			8	16	32	107	0	24-15-0	225	3	56	332
O30	Iowa State	L, 31-38	45,613	22	16	34	239	2	27-16-0	185	1	61	424
	at West Virginia*			-	28	29	122	2	47-30-3	370	3	76	492
N6	Iowa State	W,30-7	61,500	-	23	34	175	2	39-28-0	301	1	73	476
	TEXAS*			-	11	35	104	0	29-16-0	103	1	64	207
N13	Iowa State	L, 38-41	47,158	-	26	25	89	2	42-32-2	356	3	67	445
	at Texas Tech*			-	23	34	207	2	33-25-1	322	3	67	529
N20	Iowa State	L, 21-28	82,685	-	25	35	51	1	52-35-2	310	2	87	361
	at Oklahoma*			12	15	34	209	2	19-9-1	96	1	53	305
N26	Iowa State	W, 48-14	57,775	-	22	23	279	4	30-21-0	262	2	53	541
	TCU*			-	18	39	132	0	26-15-1	216	2	65	348
D29	Iowa State	L, 13-20	39,051	-	14	21	66	0	39-23-1	204	1	60	270
	vs Clemson^			19	20	40	128	1	33-21-1	187	0	73	315

^-Cheez-It Bowl at Orlando, Fla.

Head Coach: Matt Campbell **Captains:** 23 Seniors

Offense - QB Brock Purdy, WR Xavier Hutchinson, TE Charlie Kolar, TE Chase Allen, RB Breece Hall, F Jared Rus, OL Trevor Downing, OL Colin Newell, OL Derek Schweiger, OL Darrell Simmons Jr., OL Jarrod Hufford

Defense - DE Zach Petersen, DT Enyi Uwazurike, DE Will McDonald IV, LB Mike Rose, LB Jake Hummel, LB O'Rien Vance, BS Greg Eisworth, FS Isheem Young, MS Kym-Mani King, CB Anthony Johnson, CB Datrone Young

Specialists - PK Andrew Mevis, P Andrew Mevis, HO Blake Clark, LS Connor Guess, Koby Hathcock, PR Jaylin Noel, KR Jaylin Noel

BY QUARTERS	1	2	3	4	OT	Total
Iowa State	92	94	110	111	0	407
Opponents	66	82	55	64	0	267

TEAM STATISTICS	Iowa State	Opponents
FIRST DOWNS	280	215
Rushing	94	95
Passing	164	107
Penalty	22	13
RUSHING YARDAGE	2089	1595
Yards Gained	2308	1928
Yards Lost	219	333
Rushing Attempts	411	449
Average Per Rush	5.1	3.6
Average Per Game	160.7	122.7
Rushing TD	25	11
PASSING YARDAGE	3430	2441
Attempts	446	349
Completions	313	213
Interceptions	9	11
Average Per Attempt	7.7	7.0
Average Per Comp.	11.0	11.5
Average Per Game	263.8	187.8
Passing TD	22	19
TOTAL OFFENSE	5519	4036
Total Plays	857	798
Average Per Play	6.4	5.1
Average Per Game	424.5	310.5
KICKOFF RETURNS	18-405	24-600
Average	22.5	25.0
PUNT RETURNS	17-111	18-194
Average	6.5	10.8
INTERCEPTION RETURNS	11-78	9-73
Average	7.1	8.1
FUMBLES-LOST	18-5	16-4
PENALTIES-YARDS	63-502	68-622
Average Per Game	38.6	47.8
PUNTS-YARDS	54-2114	70-3090
Average Per Punt	39.1	44.1
TIME OF POSSESSION	30:54	29:06
THIRD DOWN CONV	60/164	69/178
Conversion Rate	37%	39%
FOURTH DOWN CONV	15/23	8/19
Conversion Rate	65%	42%
SACKS BY-YARDS	33-222	21-131
TOUCHDOWNS	48	34
Rushing	25	11
Passing	22	19
Return	1	3
PAT Kicks	47-47	33-34
2-point Attempts	1	2
Field Goals	24-27	10-17
Safeties	0	0
TOTAL POINTS	407	267
Average Per Game	31.3	20.5

RUSHING

Player	G	Att	Gain	Loss	Net	Avg.	TD	Lg	Gm
Hall	12	253	1540	68	1472	5.8	20	80	122.7
Purdy	13	85	371	133	238	2.8	1	23	18.3
Brock	13	37	179	5	174	4.7	1	40	13.4
Silas	5	13	78	3	75	5.8	2	18	15.0
Dekkers	4	4	61	0	61	15.2	1	41	15.2
Sanders	4	9	32	3	29	3.2	0	11	7.2
Mevis	13	1	29	0	29	29.0	0	29	2.2
Hutchinson	13	2	18	0	18	9.0	0	10	1.4
TEAM	13	7	0	7	-7	-1.0	0	0	-0.6

PASSING

Player	G	Att-Cmp-Int	Eff.	Pct.	Yds	TD	Lg	Gm
Purdy	13	407-292-8	149.02	71.7	3188	19	68	245.2
Dekkers	4	36-20-1	113.37	55.6	193	2	23	48.2
TEAM	9	0-2-0	0.0	.000	0	0	0	0.0
Hutchinson	13	1-1-0	841.6	100	49	1	49	3.8

RECEIVING

Player	G	Rec	Yds	Avg.	TD	Lg	Gm
Hutchinson	13	83	987	11.9	5	51	75.9
Kolar	12	62	756	12.2	6	34	63.0
Noel	13	39	269	6.9	0	43	20.7
Hall	12	36	302	8.4	3	30	25.2
Allen	13	26	284	10.9	2	35	21.8
Milton	12	15	278	18.5	3	68	23.2
Wilson	13	11	110	10.0	0	49	8.5
Shaw	11	9	84	9.3	1	17	7.6
Scates	12	8	145	18.1	1	44	12.1
Rus	13	7	67	9.6	0	19	5.2
Brock	13	7	43	6.1	1	9	3.3
Jackson	9	4	28	7.0	0	23	3.1
Sanders	4	3	41	13.7	0	19	10.2
Anderson	11	1	22	22.0	0	22	2.0
Dean	13	1	18	18	0	18	1.4
Silas	5	1	-4	-4.0	0	0	-0.8

SCORING

Player	TD	FG	PAT-Kick	PAT-Rush	PAT-Pass	DXP	Saf	Pts
Hall	23	0-0	0-0	0-0	0-0	0	0	138
Mevis	0	20-23	32-32	0-0	0-0	0	0	92
Kolar	6	0-0	0-0	0-0	0-0	0	0	36
Hutchinson	5	0-0	0-0	0-0	0-0	0	0	30
Assalley	0	4-4	15-15	0-0	0-0	0	0	27
Milton	3	0-0	0-0	0-0	0-0	0	0	18
Brock	2	0-0	0-0	0-0	0-0	0	0	12
Silas	2	0-0	0-0	0-0	0-0	0	0	12
Allen	2	0-0	0-0	0-0	0-0	0	0	12
Dekkers	1	0-0	0-0	0-0	0-0	0	0	6
Purdy	1	0-0	0-0	0-0	0-1	0	0	6
Shaw	1	0-0	0-0	0-0	0-0	0	0	6
Scates	1	0-0	0-0	0-0	0-0	0	0	6
Hummel	1	0-0	0-0	0-0	0-0	0	0	6

FIELD GOALS

Player	18-29	30-39	40-49	50+	Total	Lg	Blk
Assalley	3-3	1-1	0-0	0-0	4-4	35	0
Mevis	6-6	4-4	8-11	2-2	20-23	54	0

PUNTING

Player	No	Yds	Avg.	Lg	TB	FC	I20	Blk
Mevis	25	1016	40.6	55	0	9	5	1
Dunn	21	849	40.4	57	1	7	10	1
Shook	6	220	36.7	49	0	2	0	1
TEAM	2	29	14.5	16	0	0	0	0

PUNT RETURNS

Player	No	Yds	Avg	TD	Lg
Noel	15	92	6.1	0	20
Milton	1	11	11.0	0	11
Porter	1	8	8.0	0	0

KICKOFF RETURNS

Player	No	Yds	Avg	TD	Lg
Noel	11	286	36.0	0	39
Sanders	3	73	24.3	0	32
Brock	1	12	12.0	0	12
Dean	1	0	0.0	0	0
Hutchinson	1	21	21.0	0	21
Hanika	1	13	13.0	0	13

INTERCEPTIONS

Player	No	Yds	Avg	TD	Lg
Eisworth	2	18	9.0	0	18
Young	2	5	2.5	0	5
McDonald	2	2	1.0	0	2
Hummel	2	24	12.0	1	24
Young	1	15	15.0	0	15
King	1	0	0.0	0	0
Horne	1	14	14.0	0	14

TOTAL OFFENSE LEADERS

Player	G	Plays	Rush	Pass	Tot	Avg.
Purdy	13	493	238	3188	3426	263.5
Hall	12	253	1472	0	1472	122.7
Dekkers	4	40	61	193	254	63.5

ALL PURPOSE LEADERS

Player	G	Rush	Rec	PR	KR	IR	Tot	Avg.
Hall	12	1472	302	0	0	0	1774	147.8
Hutchinson	13	18	987	0	21	0	1026	78.9
Kolar	12	0	756	0	0	0	756	63.0

DEFENSIVE LEADERS

Player	G	Solo	Ast	Tot	TFL	Sack	FR	FF	Blk
Hummel	13	39	41	80	5.5-17	1.0-11	1	-	-
Rose	11	36	37	73	12-29	3-9	-	-	-
Eisworth	13	32	28	60	2.5-6	0-0	-	-	-

TEAM YEAR-BY-YEAR

			RUSHING				PASSING				TOTAL OFFENSE				Penalty
Year	G	FD	Att.	Yds.	Avg.	TD	Att.-Com-Int	Yds.	Avg.	TD	Plays	Yds	Avg.	Fum-Lost	No./Yds
2021	13	280	411	2089	160.7	25	446-313-9	3430	263.8	22	857	5519	424.5	18-5	63/502
2020	12	273	455	2340	195.0	31	373-249-9	2896	241.3	20	828	5236	436.3	9-5	61/511
2019	13	298	412	1729	133.0	22	484-315-9	4047	311.3	29	896	5776	444.3	11-7	61/496
2018	13	251	466	1691	130.1	20	363-237-9	3132	240.9	20	829	4823	371.0	13-10	62/517
2017	13	274	427	1470	113.1	16	477-300-9	3548	272.9	27	904	5018	386.0	8-1	57/516
2016	12	253	458	1953	162.8	18	398-235-8	3106	258.8	21	856	5059	421.6	13-8	76/681
2015	12	257	498	2184	182.0	18	411-237-12	2716	226.3	18	909	4900	408.3	27-12	59/489
2014	12	256	402	1489	124.1	12	510-282-11	2981	248.4	21	912	4470	372.5	13-5	51/490
2013	12	227	488	1727	143.9	16	415-232-14	2630	219.2	19	903	4357	363.1	19-8	66/564
2012	13	256	458	1951	150.1	10	458-266-17	2783	214.1	28	923	4734	364.2	11-9	63/552
2011	13	273	538	2265	174.2	20	484-249-17	2760	212.3	17	1022	5025	386.5	31-18	88/680
2010	12	220	455	1718	143.2	15	373-211-10	2091	174.2	14	828	3809	317.4	17-7	71/616
2009	13	252	516	2340	180.0	17	380-220-17	2401	184.7	16	896	4741	364.7	19-11	71/648
2008	12	241	403	1661	138.4	18	438-261-11	2981	248.4	17	841	4642	386.8	18-11	77/689
2007	12	230	473	1484	123.7	16	423-254-14	2439	203.2	9	896	3923	326.9	18-11	56/509
2006	12	227	401	1221	101.8	16	371-213-12	2593	216.1	12	779	3814	317.8	16-8	56/429
2005	12	230	491	1328	110.7	20	368-227-10	2876	239.7	19	859	4204	350.3	15-11	64/567
2004	12	233	536	1701	141.8	11	351-174-8	2248	187.3	13	887	3949	329.1	12-7	72/593
2003	12	190	446	1448	120.7	10	378-172-16	2122	176.8	10	824	3570	297.5	23-9	68/592
2002	14	278	554	2030	145.0	30	454-250-18	3308	236.3	16	1008	5338	381.3	21-10	72/571
2001	11	238	481	2006	182.4	26	303-184-12	2225	202.3	12	784	4231	384.6	13-2	67/567
2000	11	229	446	2299	209.0	27	342-176-12	2370	215.5	9	788	4669	424.5	7-5	79/742
1999	11	215	486	2205	200.5	14	254-137-13	1914	174.0	10	740	4119	374.5	21-13	74/598
1998	11	204	394	1432	130.2	14	365-183-20	2275	206.8	14	759	3707	337.0	11-4	78/662
1997	11	201	388	1028	93.5	6	386-184-11	2551	232.0	20	774	3580	325.5	23-17	72/622
1996	11	218	524	2615	237.7	25	239-127-11	1511	137.4	13	763	4126	375.1	11-6	67/554
1995	11	210	506	2513	228.5	23	238-122-10	1462	132.9	10	744	3975	361.4	18-10	50/392
1994	11	208	547	1958	178.0	16	206-108-8	1508	137.1	6	753	4366	315.1	33-14	56/481
1993	11	191	576	2667	242.5	22	138-77-10	1110	100.9	8	714	3777	343.4	31-16	58/501
1992	11	186	568	2262	205.6	19	163-88-14	1222	111.1	5	731	3484	316.7	36-19	58/494
1991	11	182	511	1753	159.4	14	197-103-11	1291	117.4	3	714	3030	275.5	22-11	65/541
1990	11	236	524	1997	181.5	22	273-155-7	2156	196.0	8	797	4153	377.8	27-16	50/353
1989	11	249	524	2410	219.1	30	254-157-9	2291	208.0	9	778	4707	427.9	28-15	58/455
1988	11	178	499	1830	166.4	14	206-112-15	1524	138.5	7	705	3354	304.9	25-9	68/484
1987	11	207	518	1644	149.5	10	306-154-11	1893	172.1	8	824	3537	321.5	26-14	55/419
1986	11	181	440	1260	114.5	13	323-166-10	2183	198.5	18	732	3443	313.0	22-13	83/734
1985	11	170	467	1061	96.5	8	359-172-16	1832	166.5	9	826	2893	263.0	43-21	81/626
1984	11	177	443	1044	94.9	5	366-197-18	2139	194.5	13	809	3183	289.4	27-22	87/688
1983	11	220	396	1041	94.6	13	410-236-13	2717	247.0	19	806	3758	341.6	34-20	65/501
1982	11	224	583	2222	202.0	17	257-132-15	1564	142.2	6	840	3786	344.2	25-16	58/521
1981	11	189	517	1896	172.4	20	261-143-15	1597	145.2	3	778	3493	317.5	14-8	60/592
1980	11	191	622	2610	237.3	24	178-77-9	965	87.7	4	799	3575	325.0	42-19	61/575
1979	11	177	526	1784	162.2	14	229-99-13	1040	94.5	1	755	2824	256.7	29-15	59/569
1978	11	196	604	2526	229.6	17	167-82-8	1156	105.1	10	771	3426	311.5	27-14	48/453
1977	11	192	619	2304	209.5	25	180-88-11	1102	100.2	5	799	3406	309.6	27-13	54/468
1976	11	261	636	2970	270.0	27	253-121-12	1866	169.6	20	889	4836	439.6	39-20	69/668
1975	11	190	587	2563	233.0	17	178-68-17	1080	98.2	4	765	3643	331.2	42-26	71/576
1974	11	183	607	2016	183.3	11	178-79-16	1174	106.7	7	785	3190	290.0	31-16	73/612
1973	11	194	630	2503	227.5	16	203-82-18	1166	106.0	12	833	3669	333.5	38-25	46/410
1972	11	248	583	2550	231.8	20	342-158-23	2132	193.8	17	925	4682	425.6	39-18	72/682
1971	11	235	578	2285	207.7	26	279-137-19	1918	174.4	16	857	4203	382.1	23-17	51/516
1970	11	193	492	1147	104.3	15	323-140-23	1892	172.0	16	815	3549	322.6	30-20	60/590
1969	10	129	464	949	94.9	14	232-95-14	1012	101.2	6	696	1908	190.8	29-12	39/321
1968	10	161	477	1626	162.6	17	226-97-12	1324	132.4	8	703	2950	295.0	21-14	52/468
1967	10	115	465	1150	115.0	8	209-85-16	1004	100.4	3	674	2154	215.4	19-8	43/489
1966	10	155	428	1316	131.6	14	252-127-18	1677	167.7	6	681	2993	299.3	20-8	41/398
1965	10	138	417	1402	140.2	18	229-100-15	1418	141.8	6	646	2820	282.0	25-16	53/550
1964	10	109	411	1285	128.5	10	166-58-7	716	71.6	0	577	2001	200.1	28-12	47/375
1963	9	120	451	1502	166.9	12	104-39-8	509	56.9	4	555	2011	223.4	21-8	32/340
1962	10	159	477	2120	212.0	25	128-57-11	1004	100.4	8	605	3124	312.4	26-14	32/239
1961	10	115	406	1652	165.2	13	106-47-13	800	80.0	8	512	2452	245.2	16-10	34/314
1960	10	130	489	2116	211.6	19	66-30-7	445	44.5	5	555	2561	256.1	24-11	38/399
1959	10	161	505	2287	228.7	23	99-51-8	721	72.1	9	601	3008	300.8	22-9	36/421
1958	10	133	512	2013	201.3	14	96-37-5	684	68.4	4	608	2698	269.8	21-9	41/416
1957	10	128	475	1502	150.2	11	119-56-10	853	85.3	8	594	2354	235.4	22-13	51/476
1956	10	100	466	1245	124.5	9	108-36-8	562	56.2	3	574	1807	108.7	51-32	49/426
1955	9	95	372	972	108.0	5	166-61-19	700	77.8	4	538	1672	185.8	24-13	40-372
1954	9	116	377	1485	165.0	13	158-68-16	662	73.6	6	535	2147	238.6	23-13	39/348
1953	9	116	402	1287	143.0	13	159-76-15	974	108.2	5	561	2261	251.2	35-19	26/237
1952	9	119	451	1539	171.0	17	149-65-22	725	80.5	7	600	2264	251.6	22-15	41-403
1951	9	134	445	1357	150.8	13	218-109-18	1418	157.6	16	662	2782	309.1	22-17	61/427
1950	10	164	432	1519	151.9	17	226-117-18	1574	157.4	9	658	3093	309.3	27-18	49/386
1949	9	136	443	1724	191.6	17	189-87-10	1327	147.4	8	632	3051	339.0	22-14	64/459
1948	10	109	417	1429	142.9	11	167-65-19	812	81.2	5	584	2241	224.1	25-14	55/492
1947	9	108	147	1446	127.3	8	147-47-15	744	82.6	7	548	2190	243.2	23-15	52/429
1946	9	84	375	1243	138.1	5	181-61-14	804	89.3	5	566	2047	227.4	28-15	39-275

			RUSHING				PASSING				TOTAL OFFENSE				Penalty
Year	G	FD	Att.	Yds.	Avg.	TD	Att.-Com-Int	Yds.	Avg.	TD	Plays	Yds	Avg.	Fum-Lost	No./Yds
2021	13	215	449	1595	122.7	11	349-213-11	2441	187.8	19	798	4036	310.5	16-4	68/622
2020	12	217	383	1237	103.1	11	378-237-9	2848	237.3	17	761	4085	340.4	11-8	74/608
2019	13	146	455	1814	139.5	13	441-279-6	2987	229.8	22	896	4801	369.3	12-7	70/622
2018	13	246	458	1519	116.8	10	440-276-8	3044	234.2	23	898	4563	351.0	17-8	81/786
2017	13	259	460	1664	128.0	10	422-283-12	3096	238.2	23	882	4760	366.2	16-8	93/877
2016	12	293	526	2618	218.2	23	385-235-9	2817	234.8	25	911	5435	452.9	8-4	62/599
2015	12	267	479	2239	186.6	21	404-247-5	3202	266.8	28	883	5441	453.4	15-8	73/568
2014	12	328	521	2955	246.2	35	451-280-10	3392	282.7	20	972	6347	528.9	10-6	79/663
2013	12	264	502	2689	224.1	33	416-239-8	2869	239.1	17	918	5558	463.2	25-13	52/397
2012	13	311	531	2299	176.8	19	458-288-14	3449	265.3	18	1006	5557	442.2	25-12	83/711
2011	13	296	554	2515	193.5	23	425-241-11	3042	234.0	17	979	5557	427.5	22-13	71/579
2010	12	263	512	2236	186.3	19	372-238-13	2663	221.9	20	884	4899	408.2	23-10	61/553
2009	13	286	495	2154	165.7	13	434-269-15	3252	250.2	23	929	5406	415.8	32-17	66/540
2008	12	270	438	2114	176.2	25	371-250-11	3320	276.7	31	809	5434	452.8	30-15	58/472
2007	12	253	413	1633	136.1	20	399-278-10	3051	254.2	24	812	4684	390.3	17-8	63/624
2006	12	236	404	1845	153.8	19	374-271-6	2862	392.2	12	778	4707	392.2	18-9	72/701
2005	12	229	414	1232	102.7	10	446-256-22	2908	242.3	12	860	4140	345.0	22-13	94/787
2004	12	190	454	1610	146.4	17	310-173-16	2043	185.7	14	764	3653	332.1	17-8	80/684
2003	12	263	519	2602	216.8	34	340-227-8	2709	225.8	19	859	5311	442.6	17-11	83/640
2002	14	282	584	2444	174.6	30	426-242-10	2580	184.3	16	1010	5024	359.9	32-17	84/647
2001	11	217	458	2143	194.8	19	276-155-18	1670	151.8	10	734	3813	346.6	13-8	64/633
2000	11	238	484	2159	196.3	23	331-163-10	2308	209.8	15	815	4467	406.1	26-13	83/723
1999	11	207	460	2233	203.0	22	274-149-7	1636	148.7	10	734	3869	351.7	23-9	71/651
1998	11	234	521	2511	228.3	27	230-126-5	1983	180.3	13	751	4494	408.5	27-11	92/827
1997	11	235	503	2692	244.7	42	250-157-4	2122	192.9	17	753	4814	437.6	19-12	88/706
1996	11	282	503	2882	262.0	32	312-192-9	2437	221.5	22	815	5319	483.5	18-11	63/499
1995	11	248	572	3263	296.6	38	233-139-9	1779	161.7	12	805	5042	458.4	24-12	70/601
1994	11	249	427	3001	272.8	30	244-151-6	2067	187.9	14	771	5068	460.7	21-9	80/788
1993	11	238	508	2475	225.0	34	233-143-6	1786	162.4	9	741	4261	387.4	16-11	59/466
1992	11	209	438	1637	148.8	11	299-166-9	2168	197.1	17	737	3805	345.9	21-14	75/699
1991	11	208	500	2266	206.0	17	250-135-10	1824	165.8	14	765	4090	371.8	18-10	63/536
1990	11	221	523	2755	250.5	23	237-138-3	1665	151.4	14	760	4420	401.8	27-14	48/384
1989	11	230	450	2193	199.4	21	296-178-10	2417	219.0	17	746	4610	419.1	18-10	74/641
1988	11	217	524	2649	240.8	28	228-126-7	1595	145.0	6	758	4244	385.8	30-19	63/504
1987	11	258	549	3416	310.5	43	225-136-10	1911	173.7	13	773	5327	484.3	36-20	69/582
1986	11	183	547	1926	175.1	17	253-104-4	1601	145.4	13	764	3527	320.6	28-16	75/646
1985	11	190	521	2073	188.5	25	297-124-8	1632	148.4	11	818	3705	336.8	31-18	64/565
1984	11	172	530	1770	160.9	16	222-102-8	1497	136.1	16	752	3267	297.0	39-21	69/561
1983	11	235	570	2423	220.3	37	245-123-10	1966	178.7	11	815	4389	399.0	21-11	62/547
1982	11	166	480	1770	160.9	17	233-111-13	1417	128.8	8	713	3187	289.7	26-16	52/489
1981	11	192	522	2050	186.4	17	259-127-9	1561	142.0	9	781	3611	328.3	33-23	71/609
1980	11	178	519	2012	182.9	19	242-86-11	1006	91.5	6	771	3018	274.4	33-19	53/422
1979	11	207	528	2615	237.7	17	199-97-16	1173	106.6	7	727	3788	344.4	39-22	77/700
1978	11	190	577	2480	225.5	15	216-110-6	1122	102.0	5	793	3218	292.5	27-12	68/643
1977	11	157	526	1806	164.2	15	187-99-7	1169	106.3	5	723	2975	270.5	29-15	64/613
1976	11	163	499	2025	184.1	21	256-108-22	1470	133.6	7	755	3495	317.7	37-23	60/518
1975	11	212	637	2938	267.1	28	166-72-6	1040	94.5	6	803	3978	361.6	41-26	63/569
1974	11	164	510	2034	184.9	14	203-96-16	1318	119.8	11	713	3352	304.7	43-18	68/585
1973	11	199	521	1986	180.5	14	260-135-20	2106	191.5	17	781	4092	372.0	39-28	63/662
1972	11	217	623	1993	181.2	14	294-141-24	2042	185.6	13	917	4035	366.8	37-20	53/467
1971	11	183	528	1883	171.2	13	259-119-23	1469	133.5	9	791	3352	304.7	27-22	50/528
1970	11	214	644	2479	225.4	26	270-132-16	1568	142.5	9	914	4055	368.6	37-25	78/838
1969	10	204	561	1970	197.0	20	263-126-20	1728	172.8	10	826	3698	369.8	39-18	60/672
1968	10	229	570	2182	218.2	30	238-138-17	1808	180.8	9	808	3390	339.0	35-22	47/451
1967	10	197	560	2079	207.9	30	228-104-12	1565	156.5	9	788	3644	364.4	31-17	54/523
1966	10	183	501	1853	185.3	19	217-105-16	1390	139.0	9	718	3242	324.2	30-17	41/425
1965	10	152	542	1764	176.4	15	149-60-8	821	82.1	4	691	2585	258.5	28-18	55/513
1964	10	143	524	1934	193.4	16	133-60-12	819	81.9	5	657	2753	275.3	25-14	65/605
1963	9	111	400	1368	152.0	19	130-53-13	726	80.7	3	530	2141	237.9	22-9	41/409
1962	10	177	480	1894	189.4	24	190-88-9	1213	121.3	10	670	3107	310.7	18-11	34/336
1961	10	147	522	1804	180.4	16	127-54-12	731	73.1	3	649	2535	253.5	25-13	44/417
1960	10	119	482	1801	180.1	18	93-29-9	302	30.2	2	573	2103	210.3	27-14	47/433
1959	10	133	490	1542	154.2	11	141-50-8	553	55.3	1	631	2095	209.5	34-18	52/480
1958	10	135	512	1767	176.7	11	109-41-15	390	39.0	2	621	2157	215.7	33-23	46/421
1957	10	162	497	2024	202.4	19	136-66-7	898	89.8	5	633	2922	292.2	45-25	59/555
1956	10	163	538	2286	228.6	33	126-58-7	998	99.8	6	664	3284	328.4	35-26	51/511
1955	9	132	430	1787	198.6	28	121-59-7	930	103.3	4	551	2717	301.9	45-23	51/439
1954	9	138	439	2119	235.4	24	90-49-6	688	76.4	4	529	2807	311.9	47-30	53/573
1953	9	127	436	2122	235.8	24	117-50-5	851	94.6	7	553	2973	330.3	41-27	59/503
1952	9	135	466	1666	185.1	21	149-65-19	1056	117.3	8	615	2722	302.4	32-17	72/634
1951	9	100	406	1450	161.1	22	171-69-19	1098	122.0	10	577	2548	283.1	33-20	52/489
1950	10	172	580	2406	240.6	25	113-42-10	741	74.1	4	693	3147	314.7	27-13	61/470
1949	10	119	445	2037	203.7	20	112-39-15	593	59.3	0	557	2630	263.0	32-21	76/569
1948	10	139	456	2049	204.9	19	169-69-20	1069	106.9	10	625	3118	311.8	25-13	82/730
1947	9	77	378	1463	162.6	16	91-33-11	486	54.0	5	469	1949	216.6	22-14	53/461
1946	9	101	460	1962	218.0	26	73-39-8	627	69.7	9	533	2589	287.7	30-10	72/557

ACHEBE, CHIN • DL • 6-1, 247 • STEUBENVILLE, OHIO

Yr.	G	Tkls	Ast	Sks	TFL-Yd	Int	TD	FF	FR
1995	9	33	11	1	1-12	0	0	0	0
1996	11	52	20	2	7-28	0	0	1	4
1997	11	67	24	3	10-47	0	0	0	1
1998	11	92	47	5	6-48	0	0	0	1
Totals	**42**	**244**	**102**	**11**	**24-135**	**0**	**0**	**1**	**6**

AHLERS, DEAN • DL • 6-1, 234 • HARTLEY, IOWA

Yr.	G	Tkls	Ast	Sks	TFL-Yd	Int	TD	FF	FR
1988	10	20	12	1.5	2.5-20	0	0	1	0
1989	7	17	13	1	1-4	0	0	1	1
Totals	**17**	**37**	**25**	**2.5**	**3.5-24**	**0**	**0**	**2**	**1**

AKA, PIERRE • DL • 6-4, 295 • INDIANAPOLIS, INDIANA

Yr.	G	Tkls	Ast	Sks	TFL-Yd	Int	TD	FF	FR
2014	7	6	4	0	1-3	0	0	0	0
2015	10	20	10	0	0.5-6	0	0	0	0
2016	9	19	14	0	1-1	0	0	0	0
Totals	**26**	**45**	**28**	**0**	**2.5-10**	**0**	**0**	**0**	**0**

AKERS, LANDEN • WR • 6-0, 191 • CEDAR RAPIDS, IOWA

Yr.	G	Rec	Yds	Ypr	TD	Lng	Ypg	Att	Yds	TD	Lng
2017	10	1	34	34.0	0	34	3.4	0	0	0	0
2018	13	10	181	18.1	0	55	13.9	0	0	0	0
2019	13	9	109	12.1	0	32	8.4	1	8	0	8
2020	12	18	269	14.9	1	49	22.4	0	0	0	0
Totals	**48**	**38**	**593**	**15.6**	**1**	**55**	**12.4**	**1**	**8**	**0**	**8**

ALBURTIS, AUSTIN • DL • 6-2, 275 • DALLAS, TEXAS

Yr.	G	Tkls	Ast	Sks	TFL-Yd	Int	TD	FF	FR
2008	11	8	4	0	0.5-1	1	0	0	0
2009	13	18	7	1	3-10	0	0	0	0
Totals	**24**	**26**	**11**	**1**	**3.5-11**	**1**	**0**	**0**	**0**

ALEXANDER, BRUCE • PK/RB • 5-11, 185 • WATERLOO, IOWA

Yr.	G	PAT	Att	Pct	FG	FGA	Pct	Lng	TP
1953		1	1	1.000					1
1954		2	2	1.000					2
Totals		**3**	**3**	**1.000**					**3**

Yr.	G	Att	Yds	Ypc	TD	Lng	Ypg	Rec	Yds	TD	Lng
1953		6	14	2.3	0			0	0	0	
1954		43	187	4.3	3			6	61	1	
1955		55	142	2.6	0			8	47	1	
Totals		**98**	**329**	**3.4**	**3**			**14**	**108**	**2**	

ALEXANDER, MACKENRO • LB • 5-11, 192 • IMMOKALEE, FLORIDA

Yr.	G	Tkls	Ast	Sks	TFL-Yd	Int	TD	FF	FR
2017	10	24	8	0	0.5-1	0	0	0	0
Totals	**10**	**24**	**8**	**0**	**0.5-1**	**0**	**0**	**0**	**0**

ALITZ, DENNY • WR • 6-2, 180 • WEST POINT, NEW YORK

Yr.	G	Rec	Yds	Ypr	Lng	Ypg	TD	Att	Yds	TD	Lng
1963		2	15	7.5			0	0	0	0	
1964		5	77	15.4			0	0	0	0	
Total		**7**	**92**	**13.1**			**0**	**0**	**0**	**0**	

ALLEMAN, BARNEY • P/WR • 6-2, 195 • ANKENY, IOWA

Yr.	G	P	Yds	Avg	Lng
1952		53	1941	36.6	
1953		4	147	36.8	
1954		23	950	41.3	
Totals		**80**	**3038**	**38.0**	

Yr.	G	Rec	Yds	Ypr	TD	Lng	Ypg	Att	Yds	TD	Lng
1952		11	143	13.0	2			1	-8	0	
1953		5	107	21.4	0			0	0	0	
1954		10	103	10.3	0			0	0	0	
Totals		**26**	**353**	**13.6**	**2**			**1**	**-8**	**0**	

ALLEN, CHASE • TE • 6-7, 250 • NIXA, MISSOURI

Yr.	G	Rec	Yds	Ypr	TD	Lng	Ypg	Att	Yds	TD	Lng
2017	13	4	39	9.8	0	13	3.0	0	0	0	0
2018	8	8	84	10.5	0	28	10.5	0	0	0	0
2019	13	17	167	9.8	2	30	12.8	0	0	0	0
2020	12	19	236	12.4	2	31	19.7	0	0	0	0
2021	13	26	284	10.9	2	35	21.8	0	0	0	0
Totals	**59**	**74**	**810**	**10.9**	**6**	**35**	**13.7**	**0**	**0**	**0**	**0**

ALLEN, GREG • LB • 6-0, 193 • DES MOINES, IOWA

Yr.	G	Tkls	Ast	Sks	TFL-Yd	Int	TD	FF	FR
1992	6	15	10	0	0-0	0	0	0	0
Totals	**6**	**15**	**10**	**0**	**0-0**	**0**	**0**	**0**	**0**

ALLEN, JEFF • DB/RB • 6-0, 192 • CHICAGO, ILLINOIS

Yr.	G	Tkls	Ast	Sks	TFL-Yd	Int	TD	FF	FR
1970		49	19			3	1		0
Totals		**49**	**19**			**3**	**1**		**0**

Yr.	G	Att	Yds	Ypc	TD	Lng	Ypg	Rec	Yds	TD	Lng
1968		57	309	5.4	4			17	277	1	
1969		24	59	2.5	0			17	149	0	
Totals		**81**	**368**	**4.5**	**4**			**34**	**426**	**1**	

ALLEN, MARCUS • LB • 6-4, 210 • DES MOINES, IOWA

Yr.	G	Tkls	Ast	Sks	TFL-Yd	Int	TD	FF	FR
1991	7	19	11	0	0-0	0	0	0	0
1992	10	35	15	0	1-2	0	0	0	0
1993	11	65	34	1	5-18	0	0	2	0
1994	11	60	26	1	6-17	0	0	2	1
Totals	**39**	**179**	**86**	**2**	**12-37**	**0**	**0**	**4**	**1**

ALLEY, HARRY • P • 6-2, 210 • WINTERSET, IOWA

Yr.	G	P	Yds	Avg	Lng
1964		17	645	37.9	
1966		52	1777	34.2	
Totals		**69**	**2422**	**35.1**	

AMUNDSON, GEORGE • QB/RB • 6-3, 215 • ABERDEEN, SOUTH DAKOTA

Yr.	G	Att	Com	Int	Pct	Yds	TD	Lng	Rat	Ypg	Att	Yds	TD	Lng
1970		103	37	7	.359	471	4		88.9		111	440	7	
1971		20	10	1	.500	237	3		175.7		272	1260	15	
1972		313	145	20	.463	1957	15		103.7		121	430	9	
Totals		**436**	**192**	**28**	**.440**	**2665**	**22**		**100.5**		**504**	**2130**	**31**	

ANDERSON, BOB • WR • 6-1, 174 • REINBECK, IOWA

Yr.	G	Rec	Yds	Ypr	TD	Lng	Ypg	Att	Yds	TD	Lng
1957		1	19	19.0	0			1	-2	0	
1958		4	39	9.8	0			1	3	0	
1959		5	77	15.4	1			0	0	0	
Totals		**10**	**135**	**13.5**	**1**			**2**	**1**	**0**	

ANDERSON, DAWAN • DB • 5-8, 168 • HAZELCREST, ILLINOIS

Yr.	G	Tkls	Ast	Sks	TFL-Yd	Int	TD	FF	FR
1995	11	48	15	0	1-2	2	0	1	0
1996	11	50	11	0	1-2	3	2	2	0
1997	8	32	11	0	0-0	0	0	1	0
1998	11	35	9	0	0-0	2	0	0	1
Totals	**41**	**165**	**46**	**0**	**2-4**	**7**	**2**	**4**	**1**

ANDERSON, DECARLOS • RB • 5-11, 209 • WATERLOO, IOWA

Yr.	G	Att	Yds	Ypc	TD	Lng	Ypg	Rec	Yds	TD	Lng
1999	3	13	83	6.4	0	23	27.7	0	0	0	0
Totals	**3**	**13**	**83**	**6.4**	**0**	**23**	**27.7**	**0**	**0**	**0**	**0**

ANDERSON, EDDIE • WR • 6-0, 175 • LAGRANGE, ILLINOIS

Yr.	G	Rec	Yds	Ypr	TD	Lng	Ypg	Att	Yds	TD	Lng
1946		1	20	20.0	0			0	0	0	
Totals		**1**	**20**	**20.0**	**0**			**0**	**0**	**0**	

ANDERSON, ERIK • LB • 6-1, 225 • EDEN PRAIRIE, MINNESOTA

Yr.	G	Tkls	Ast	Sks	TFL-Yd	Int	TD	FF	FR
2001	8	9	3	0	0-0	0	0	0	0
2002	14	19	11	0	0-0	0	0	1	0
2003	11	44	16	0	1-2	0	0	0	0
2004	12	46	15	1	4.5-24	0	0	0	0
Totals	**45**	**118**	**45**	**1**	**5.5-26**	**0**	**0**	**1**	**0**

ANDERSON, KENT • WR • 6-1, 196 • BLOOMFIELD, IOWA

Yr.	G	Rec	Yds	Ypr	TD	Lng	Ypg	Att	Yds	TD	Lng
1985	10	6	52	8.7	0	11	5.2	0	0	0	0
Totals	**10**	**6**	**52**	**8.7**	**0**	**11**	**5.2**	**0**	**0**	**0**	**0**

ANGLE, BOB • P/RB • 6-0, 170 • OTTUMWA, IOWA

Yr.	G	P	Yds	Avg	Lng
1948		23	798	34.7	
1949		26	902	34.7	
Totals		**49**	**1700**	**34.7**	

Yr.	G	Att	Yds	Ypc	TD	Lng	Ypg	Rec	Yds	TD	Lng
1947		11	30	2.7	0			2	14	0	
1948		92	407	4.4	2			9	109	1	
1949		70	290	4.1	1			16	271	2	
Totals		**173**	**727**	**4.2**	**3**			**27**	**394**	**3**	

ANSLEY, BREON • DB • 5-7, 172 • ROWLAND HEIGHTS, CALIFORNIA

Yr.	G	Tkls	Ast	Sks	TFL-Yd	Int	TD	FF	FR
1997	11	33	7	0	0-0	0	0	0	0
1998	11	46	12	0	0-0	1	0	1	0
1999	3	6	0	0	0-0	0	0	0	0
2000	10	26	3	0	0-0	1	0	2	0
Totals	**35**	**111**	**22**	**0**	**0-0**	**2**	**0**	**3**	**0**

ANTHONY, CHRIS • WR • 6-3, 204 • BETTENDORF, IOWA

Yr.	G	Rec	Yds	Ypr	TD	Lng	Ypg	Att	Yds	TD	Lng
1997	11	0	0	0	0	0	0	0	0	0	0
1998	11	42	490	11.7	2	35	44.5	0	0	0	0
1999	11	37	432	11.7	1	35	39.2	0	0	0	0
2000	11	35	448	12.8	1	52	40.8	0	0	0	0
Totals	**44**	**114**	**1370**	**12.0**	**4**	**52**	**31.1**	**0**	**0**	**0**	**0**

ANTHONY, LAGRANT • LB • 6-1, 192 • TAMPA, FLORIDA

Yr.	G	Tkls	Ast	Sks	TFL-Yd	Int	TD	FF	FR
1974		12	8			0	0	0	0
Totals		**12**	**8**			**0**	**0**	**0**	**0**

ANTHONY, TERRENCE • DB • 5-10, 186 • EAST ST. LOUIS, ILLINOIS

Yr.	G	Tkls	Ast	Sks	TFL-Yd	Int	TD	FF	FR
1984	10	25	14	1	1-1	0	0	0	0
1985	11	45	12	0	2-8	3	1	0	0
1986	11	41	12	0	3-11	2	0	2	2
Totals	**32**	**111**	**38**	**1**	**6-20**	**5**	**1**	**2**	**2**

ARCEO, EDWIN • PK • 5-9, 196 • MUSCATINE, IOWA

Yr.	G	PAT	Att	Pct	FG	FGA	Pct	Lng	TP
2012	13	37	40	.925	12	18	.667	51	73
2013	12	2	2	1.000	0	2	.000	0	2
Totals	**25**	**39**	**42**	**.929**	**12**	**20**	**.600**	**51**	**75**

ARCHER, DAVID • QB • 6-2, 197 • SODA SPRINGS, IDAHO

Yr.	G	Att	Com	Int	Pct	Yds	TD	Lng	Rat	Ypg	Att	Yds	TD	Lng
1982	11	244	125	13	.512	1465	5	46	97.8	133.2	90	7	2	23
1983	11	403	234	12	.581	2639	18	64	121.9	239.9	110	59	3	32
Totals	**22**	**647**	**359**	**25**	**.555**	**4104**	**23**	**64**	**112.8**	**186.5**	**200**	**66**	**5**	**32**

ARMSTRONG, DWAYNE • DB • 5-10, 185 • NEWPORT BEACH, CALIFORNIA

Yr.	G	Tkls	Ast	Sks	TFL-Yd	Int	TD	FF	FR
1991	8	27	11	0	0-0	0	0	0	0
1992	9	21	7	0	1-1	0	0	0	1
Totals	**17**	**48**	**18**	**0**	**1-1**	**0**	**0**	**0**	**1**

ARNAUD, AUSTEN • QB • 6-3, 230 • AMES, IOWA

Yr.	G	Att	Com	Int	Pct	Yds	TD	Lng	Rat	Ypg	Att	Yds	TD	Lng
2007	7	37	20	1	.541	267	0	51	109.3	38.1	7	17	0	17
2008	12	401	247	10	.616	2792	15	54	127.4	232.7	109	401	5	26
2009	12	303	178	13	.587	2015	14	54	121.3	167.9	147	561	8	22
2010	11	290	171	10	.590	1703	13	37	116.2	154.8	103	287	2	22
Totals	**42**	**1031**	**616**	**34**	**.597**	**6777**	**42**	**54**	**121.8**	**161.4**	**376**	**1267**	**15**	**26**

ARNAUD, JOHN • DB • 5-11, 176 • SIOUX CITY, IOWA

Yr.	G	Tkls	Ast	Sks	TFL-Yd	Int	TD	FF	FR
1979		5	2		0-0	0	0	0	0
1980		35	16		6-43	1	0	1	2
1981		21	12		2-12	1	0	1	0
1982		36	15	0	3-12	0	0	2	0
Totals		**97**	**45**	**0**	**11-67**	**2**	**0**	**4**	**2**

ARNOLD, JAHI • RB • 5-7, 174 • DOWNEY, CALIFORNIA

Yr.	G	Att	Yds	Ypc	TD	Lng	Ypg	Rec	Yds	TD	Lng
1994	8	11	48	4.4	0	16	6.0	2	16	0	9
1995	4	11	90	8.2	0	31	22.5	1	9	0	9
Totals	**12**	**22**	**138**	**6.3**	**0**	**31**	**11.5**	**3**	**25**	**0**	**9**

ASHLAND, ROGER • DL • 6-2, 222 • CLEAR LAKE, IOWA

Yr.	G	Tkls	Ast	Sks	TFL-Yd	Int	TD	FF	FR
1967		54	27			0	0		2
Totals		**54**	**27**			**0**	**0**		**2**

ASSALLEY, CONNOR • PK • 6-0, 205 • NAPERVILLE, ILLINOIS

Yr.	G	PAT	Att	Pct	FG	FGA	Pct	Lng	TP
2018	13	36	38	.947	16	23	.696	50	84
2019	13	49	51	.961	15	19	.789	42	94
2020	12	48	50	.960	13	19	.684	42	87
2021	8	15	15	1.00	4	4	1.00	35	27
Totals	**46**	**148**	**154**	**.961**	**48**	**65**	**.738**	**50**	**292**

AUSTIN, ATIF • DB • 5-7, 179 • TARPON SPRINGS, FLORIDA

Yr.	G	Tkls	Ast	Sks	TFL-Yd	Int	TD	FF	FR
1999	11	39	6	0	1-2	0	0	0	1
2000	11	29	5	0	0-0	1	0	0	0
2001	10	55	8	0	1.5-2	0	0	0	0
2002	14	52	8	0	0-0	1	0	0	1
Totals	**46**	**175**	**27**	**0**	**2.5-4**	**2**	**0**	**0**	**2**

AUSTRHEIM, OWEN • PK • 5-5, 160 • AMES, IOWA

Yr.	G	PAT	Att	Pct	FG	FGA	Pct	Lng	TP
1971		11	13	.846	0	1	0		11
Totals		**11**	**13**	**.846**	**0**	**1**	**0**		**11**

AVEY, DUSTIN • DB • 6-2, 208 • AMES, IOWA

Yr.	G	Tkls	Ast	Sks	TFL-Yd	Int	TD	FF	FR
1997	10	68	23	0	3-7	2	1	0	0
1998	11	52	21	0	0-0	0	0	0	1
1999	11	83	27	0	1-4	2	0	1	0
2000	11	44	10	0	1-1	2	0	1	0
Totals	**43**	**247**	**81**	**0**	**5-12**	**6**	**1**	**2**	**1**

AZUNNA, ARNOLD • DB • 6-0, 199 • GRAND PRAIRIE, TEXAS

Yr.	G	Tkls	Ast	Sks	TFL-Yd	Int	TD	FF	FR
2017	2	0	0	0	0-0	0	0	0	0
2018	11	8	0	0	0-0	0	0	0	0
2019	11	30	12	1	1-6	0	0	1	0
2020	9	29	14	0.5	0.5-2	0	0	1	0
Totals	**33**	**67**	**26**	**1.5**	**1.5-8**	**0**	**0**	**2**	**0**

BACHRODT, MARC • PK • 5-8, 158 • ROCKFORD, ILLINOIS

Yr.	G	PAT	Att	Pct	FG	FGA	Pct	Lng	TP
1983	11	18	22	.818	8	11	.727	47	42
1984	11	16	16	1.000	7	20	.350	48	37
Totals	**22**	**34**	**38**	**.895**	**15**	**31**	**.484**	**48**	**79**

BAILEY, JAQUAN • DL • 6-2, 261 • JACKSONVILLE, FLORIDA

Yr.	G	Tkls	Ast	Sks	TFL-Yd	Int	TD	FF	FR
2016	12	23	12	3.5	6-24	0	0	0	0
2017	13	34	15	7.0	11.0-44	0	0	2	0
2018	13	46	30	8.0	14.5-80	0	0	1	1
2019	4	10	8	0	0-0	0	0	0	0
2020	12	38	18	7.0	13-74	0	0	1	2
Totals	**544**	**151**	**83**	**25.5**	**44.5-222**	**0**	**0**	**4**	**3**

BAILEY, JOSHUA • DL • 6-2, 288 • JACKSONVILLE, FLORIDA

Yr.	G	Tkls	Ast	Sks	TFL-Yd	Int	TD	FF	FR
2017	2	0	0	0	0-0	0	0	0	0
2018	1	0	0	0	0-0	0	0	0	0
2019	5	0	0	0	0-0	0	0	0	0
2020	12	15	7	5.0	0-0	0	0	0	0
Totals	**20**	**15**	**7**	**5.0**	**0-0**	**0**	**0**	**0**	**0**

BAKER, ALVIN • DB • 6-1, 186 • TAMPA, FLORIDA

Yr.	G	Tkls	Ast	Sks	TFL-Yd	Int	TD	FF	FR
1982		68	31	0	0-0	2	0	1	2
1983	11	58	27	0	1-1	2	0	0	1
Totals		**126**	**58**	**0**	**1-1**	**4**	**0**	**1**	**3**

BAKER, TIM • DB • 6-2, 192 • GRUNDY CENTER, IOWA

Yr.	G	Tkls	Ast	Sks	TFL-Yd	Int	TD	FF	FR
1986	10	13	4	0	0-0	0	0	0	0
1987	11	64	25	0	2-23	0	0	2	2
1988	11	95	39	0	1-4	0	0	1	0
1989	11	105	53	0	1-1	3	0	0	1
Totals	**43**	**277**	**121**	**0**	**4-28**	**3**	**0**	**3**	**3**

BAKER, TONY • RB • 5-11, 212 • FORT MADISON, IOWA

Yr.	G	Att	Yds	Ypc	TD	Lng	Rec	Yds	TD	Lng
1964		99	403	4.1	3		6	76	0	
1965		64	278	4.4	3		0	0	0	
Totals		**163**	**681**	**4.2**	**6**		**6**	**76**	**0**	

BALES, JASON • RB • 6-0, 225 • HINTON, IOWA

Yr.	G	Att	Yds	Ypc	TD	Lng	Ypg	Rec	Yds	TD	Lng
1995	8	3	43	14.3	0	34	5.4	1	3	0	3
Totals	**8**	**3**	**43**	**14.3**	**0**	**34**	**5.4**	**1**	**3**	**0**	**3**

BALKOVEC, STEVE • P • 6-1, 215 • OMAHA, NEBRASKA

Yr.	G	P	Yds	Avg	Lng
1963		51	2011	39.4	
1964		18	651	36.2	
1965		65	2485	38.2	
Totals		**134**	**5147**	**38.4**	

BALKOVEC, STEVE • PK • 6-1, 215 • OMAHA, NEBRASKA

Yr.	G	PAT	Att	Pct	FG	FGA	Pct	Lng	TP
1964		1	1	1.000	1	3	.333		6
1965		22	24	.917	4	8	.500		34
Totals		**23**	**25**	**.920**	**5**	**11**	**.455**		**40**

BANDHAUER, TODD • QB • 6-3, 232 • CRYSTAL RIVER, FLORIDA

Yr.	G	Att	Com	Int	Pct	Yds	TD	Lng	Rat	Ypg	Att	Yds	TD	Lng
1995	6	90	42	5	.467	501	5	40	100.7	83.5	19	-56	0	15
1996	2	7	3	1	.429	13	1	8	77.0	6.5	1	-7	0	0
1997	11	374	180	9	.481	2514	20	81	117.5	228.6	52	-379	0	11
1998	11	355	179	20	.504	2206	14	66	104.4	200.5	28	-29	3	13
Totals	**30**	**826**	**404**	**35**	**.489**	**5234**	**40**	**81**	**109.6**	**174.5**	**100**	**-471**	**3**	**15**

BANGER, BOB • LB • 6-0, 210 • DES PLAINES, ILLINOIS

Yr.	G	Tkls	Ast	Sks	TFL-Yd	Int	TD	FF	FR
1970		6	4			0	0		0
1971		33	18			2	0		1
1972		1	0			1	0		0
Totals		**40**	**22**			**3**	**0**		**1**

BANKS, JON • LB • 6-2, 227 • EAST MOLINE, ILLINOIS

Yr.	G	Tkls	Ast	Sks	TFL-Yd	Int	TD	FF	FR
2005	11	7	2	0	0-0	0	0	0	0
2006	12	99	42	0	2-3	0	0	1	1
2007	12	80	30	0	9-32	1	0	0	0
Totals	**35**	**186**	**74**	**0**	**11-35**	**1**	**0**	**1**	**1**

BANKS, KENNARD • DB • 5-9, 191 • BOYNTON BEACH, FLORIDA

Yr.	G	Tkls	Ast	Sks	TFL-Yd	Int	TD	FF	FR
2008	6	16	2	0	1-2	0	0	0	0
2009	12	55	22	0	1-2	1	0	1	1
Totals	**18**	**71**	**24**	**0**	**2-4**	**1**	**0**	**1**	**1**

BANKS, MIKE • TE • 6-4, 254 • OGDEN, IOWA

Yr.	G	Rec	Yds	Ypr	TD	Lng	Ypg	Att	Yds	TD	Lng
1998	10	0	0	0	0	0	0	0	0	0	0
1999	11	9	99	11.0	0	32	9.0	0	0	0	0
2000	11	27	273	10.1	0	26	24.8	0	0	0	0
2001	10	23	212	9.2	0	23	21.2	0	0	0	0
Totals	**42**	**59**	**584**	**9.9**	**0**	**32**	**13.9**	**0**	**0**	**0**	**0**

BANKS-BURSEY, DAVID • WR • 5-8, 172 • LOS ANGELES, CALIFORNIA

Yr.	G	Rec	Yds	Ypr	TD	Lng	Ypg	Att	Yds	TD	Lng
2002	6	6	82	13.7	1	18	13.7	0	0	0	0
2003	10	3	32	10.7	0	19	3.2	0	0	0	0
Totals	**16**	**9**	**114**	**12.6**	**1**	**19**	**7.1**	**0**	**0**	**0**	**0**

BANKSTON, LATRELL • DL • 6-0, 300 • WOODSTOCK, GEORGIA

Yr.	G	Tkls	Ast	Sks	TFL-Yd	Int	TD	FF	FR
2020	11	16	8	3.5	4.5-19	0	0	0	0
Totals	**11**	**16**	**8**	**3.5**	**4.5-19**	**0**	**0**	**0**	**0**

BARACZ, RALPH • DB/P • 6-0, 182 • CLEVELAND, OHIO

Yr.	G	Tkls	Ast	Sks	TFL-Yd	Int	TD	FF	FR
1969		6	1			1	0		1
1970		4	2			0	0		0
Totals		**10**	**3**			**1**	**0**		**1**

Yr.	G	P	Yds	Avg	Lng
1970		35	1349	38.5	
Totals		**35**	**1349**	**38.5**	

BARKEMA, BEN • TE • 6-3, 252 • MUSCATINE, IOWA

Yr.	G	Rec	Yds	Ypr	TD	Lng	Ypg	Att	Yds	TD	Lng
2004	12	5	53	10.6	1	18	4.4	0	0	0	0
2005	12	18	244	13.6	2	27	20.3	0	0	0	0
2006	12	11	106	9.6	1	21	8.8	0	0	0	0
2007	12	18	163	9.1	0	29	13.6	0	0	0	0
Totals	**48**	**52**	**566**	**10.9**	**4**	**29**	**11.8**	**0**	**0**	**0**	**0**

BARNETT, JARED • QB • 6-1, 198 • GARLAND, TEXAS

Yr.	G	Att	Com	Int	Pct	Yds	TD	Lng	Rat	Ypg	Att	Yds	TD	Lng
2011	9	220	110	6	.500	1201	6	38	99.4	133.4	104	437	1	31
2012	7	108	52	4	.481	624	6	74	107.6	89.1	30	130	0	20
Totals	**16**	**328**	**162**	**10**	**.494**	**1825**	**12**	**74**	**102.1**	**114.1**	**134**	**567**	**1**	**31**

BARNEY, EPPIE • DL/WR • 6-1, 202 • CLEVELAND, OHIO

Yr.	G	Tkls	Ast	Sks	TFL-Yd	Int	TD	FF	FR
1965		12	4			0	0		0
1966		13	4			0	0		1
Totals		**25**	**8**			**0**	**0**		**1**

Yr.	G	Rec	Yds	Ypr	TD	Lng	Ypg	Att	Yds	TD	Lng
1964		6	73	12.2	0			24	43	0	
1965		35	495	14.1	1			0	0	0	
1966		56	782	14.0	3			2	21	0	
Totals		**97**	**1350**	**13.9**	**4**			**26**	**64**	**0**	

BARRITT, WARD • WR • 6-1, 190 • COUNCIL BLUFFS, IOWA

Yr.	G	Rec	Yds	Ypr	TD	Lng	Ypg	Att	Yds	TD	Lng
1950		1	14	14.0	0			0	0	0	
Totals		**1**	**14**	**14.0**	**0**			**0**	**0**	**0**	

BARTELT, JERRY • WR • 6-3, 208 • BALTIMORE, MARYLAND

Yr.	G	Rec	Yds	Ypr	TD	Lng	Ypg	Att	Yds	TD	Lng
1955		4	43	10.8	0			0	0	0	
Totals		**4**	**43**	**10.8**	**0**			**0**	**0**	**0**	

BASS, J.J. • RB • 6-0, 200 • ALTAMONTE SPRINGS, FLORIDA

Yr.	G	Att	Yds	Ypc	TD	Lng	Ypg	Rec	Yds	TD	Lng
2007	9	123	462	3.8	4	22	51.3	9	58	0	11
2008	6	42	130	3.1	1	17	21.7	4	21	0	10
Totals	**15**	**165**	**592**	**3.6**	**5**	**22**	**39.5**	**13**	**69**	**0**	**11**

BASSETT, HAROLD • DL • 6-1, 215 • CEDAR RAPIDS, IOWA

Yr.	G	Tkls	Ast	Sks	TFL-Yd	Int	TD	FF	FR
1970		54	35			0	0		3
1971		65	34			0	0		0
Totals		**119**	**69**			**0**	**0**		**3**

BASSETT, SY • DB • 5-11, 189 • CEDAR RAPIDS, IOWA

Yr.	G	Tkls	Ast	Sks	TFL-Yd	Int	TD	FF	FR
1973		1	0			0	0	0	0
1974		64	26			3	0	1	1
1975		72	27			0	0	1	0
Totals		**137**	**53**			**3**	**0**	**2**	**1**

BATES, PHILLIP • QB/WR • 6-2, 209 • OMAHA, NEBRASKA

Yr.	G	Att	Com	Int	Pct	Yds	TD	Lng	Rat	Ypg	Att	Yds	TD	Lng
2007	12	0	0	0	0	0	0	0	0	0	7	-16	0	6
2008	11	24	11	1	.458	137	2	27	113.0	12.5	24	166	0	56
Totals	**23**	**24**	**11**	**1**	**.458**	**137**	**2**	**27**	**113.0**	**12.5**	**31**	**150**	**0**	**56**

Yr.	G	Rec	Yds	Ypr	TD	Lng	Ypg	Att	Yds	TD	Lng
2007	9	5	73	14.6	0	38	8.1	7	-16	0	6
2008	11	0	0	0	0	0	0	24	166	0	56
Totals	**23**	**5**	**73**	**14.6**	**0**	**38**	**3.2**	**31**	**150**	**0**	**56**

BAUER, JEFF • DB • 5-11, 178 • ANKENY, IOWA

Yr.	G	Tkls	Ast	Sks	TFL-Yd	Int	TD	FF	FR
1988	7	12	6	0	0-0	0	1	0	1
1989	11	62	23	1	2-10	0	0	1	1
1990	11	42	18	0	0-0	0	0	1	1
Totals	**29**	**116**	**47**	**1**	**2-10**	**0**	**1**	**2**	**3**

BAUM, RYAN • WR • 5-10, 186 • GILBERT, IOWA

Yr.	G	Rec	Yds	Ypr	TD	Lng	Ypg	Att	Yds	TD	Lng
2003	11	1	12	12.0	0	12	0	0	0	0	0
2004	12	0	0	0	0	0	0	0	0	0	0
2005	5	0	0	0	0	0	0	0	0	0	0
2006	12	0	0	0	0	0	0	0	0	0	0
Totals	**40**	**1**	**12**	**12.0**	**0**	**12**	**0**	**0**	**0**	**0**	**0**

BEAL, LEROY • WR • 6-2, 175 • SIKESTON, MISSOURI

Yr.	G	Rec	Yds	Ypr	TD	Lng	Ypg	Att	Yds	TD	Lng
1951		2	12	6.0	1			0	0	0	
Totals		**2**	**12**	**6.0**	**1**			**0**	**0**	**0**	

BEAMAN, BRUCE • LB • 6-0, 206 • ROCHESTER, NEW YORK

Yr.	G	Tkls	Ast	Sks	TFL-Yd	Int	TD	FF	FR
1973		3	1			0	0	0	0
1974		1	0			0	0	0	0
Totals		**4**	**1**			**0**	**0**	**0**	**0**

BEAN, JIM • RB • 5-7, 143 • GENESEO, ILLINOIS

Yr.	G	Att	Yds	Ypc	TD	Lng	Ypg	Rec	Yds	TD	Lng
1947		5	55	11.0	0			0	0	0	
Totals		**5**	**55**	**11.0**	**0**			**0**	**0**	**0**	

BEAUCHAMP, JOE • WR • 6-0, 187 • MILWAUKEE, WISCONSIN

Yr.	G	Rec	Yds	Ypr	TD	Lng	Ypg	Att	Yds	TD	Lng
1964		3	67	22.3	0			2	1	0	
Total		**3**	**67**	**22.3**	**0**			**2**	**1**	**0**	

BECK, ADAM • DB • 6-0, 187 • ALEXANDRIA, VIRGINIA

Yr.	G	Tkls	Ast	Sks	TFL-Yd	Int	TD	FF	FR
1987	3	3	3	0	0-0	0	0	0	0
1988	11	72	31	2	5-26	0	0	1	1
Totals	**14**	**75**	**34**	**2**	**5-26**	**0**	**0**	**1**	**1**

BECKOM, JESSE • LB • 6-0, 215 • CHICAGO, ILLINOIS

Yr.	G	Tkls	Ast	Sks	TFL-Yd	Int	TD	FF	FR
1998	11	76	20	3.5	7.5-36	0	0	1	0
1999	11	61	25	3	5-36	0	0	2	0
Totals	**22**	**137**	**45**	**6.5**	**12.5-72**	**0**	**0**	**3**	**0**

BELL, ALLEN • DB • 6-1, 190 • TALLAHASSEE, FLORIDA

Yr.	G	Tkls	Ast	Sks	TFL-Yd	Int	TD	FF	FR
2007	12	54	20	0	0.5-1	1	0	0	1
2008	12	13	5	0	0-0	1	0	0	0
2009	4	2	1	0	0-0	0	0	0	1
Totals	**28**	**69**	**26**	**0**	**0.5-1**	**2**	**0**	**0**	**2**

BELL, CAMERON • LB • 6-2, 237 • ROUND ROCK, TEXAS

Yr.	G	Tkls	Ast	Sks	TFL-Yd	Int	TD	FF	FR
2007	12	3	0	0	0-0	0	0	0	0
2008	11	19	5	0	0-0	0	0	0	0
Totals	**23**	**22**	**5**	**0**	**0-0**	**0**	**0**	**0**	**0**

BELICHICK, FRANK • DL • 6-1, 212 • YOUNGSTOWN, OHIO

Yr.	G	Tkls	Ast	Sks	TFL-Yd	Int	TD	FF	FR
1965		51	33			0	0		2
Totals		**51**	**33**			**0**	**0**		**2**

BENDA, MARK • LB • 5-9, 210 • RED OAK, IOWA

Yr.	G	Tkls	Ast	Sks	TFL-Yd	Int	TD	FF	FR
1975		144	76			0	0	3	0
1976		77	36		4-28	2	0	2	1
Totals		**221**	**112**		**4-28**	**2**	**0**	**5**	**1**

BENIKE, ADAM • PK • 5-10, 220 • ROCHESTER, MINNESOTA

Yr.	G	PAT	Att	Pct	FG	FGA	Pct	Lng	TP
2002	14	46	48	.958	17	23	.739	48	97
2003	12	19	19	1.000	6	8	.750	43	37
Totals	**26**	**65**	**67**	**.970**	**23**	**31**	**.742**	**48**	**134**

BENNETT, BRYCE • WR • 6-1, 176 • DES MOINES, IOWA

Yr.	G	Rec	Yds	Ypr	TD	Lng	Ypg	Att	Yds	TD	Lng
1946		1	15	15.0	0			0	0	0	
1947		4	69	17.3	0			0	0	0	
Totals		**5**	**84**	**16.8**	**0**			**0**	**0**	**0**	

BENSON, SCOTT • DL • 6-1, 233 • OMAHA, NEBRASKA

Yr.	G	Tkls	Ast	Sks	TFL-Yd	Int	TD	FF	FR
1985	3	5	3	0	0-0	0	0	0	0
1986	10	38	17	2	7-30	0	0	2	0
1987	7	16	6	0	0-0	0	0	0	0
Totals	**20**	**59**	**26**	**2**	**7-30**	**0**	**0**	**2**	**0**

BENTON, SPENCER • DL • 6-2, 256 • VAN METER, IOWA

Yr.	G	Tkls	Ast	Sks	TFL-Yd	Int	TD	FF	FR
2016	12	21	12	1.5	2.0-10	0	0	0	0
2017	13	11	8	0.5	1.5-5	0	0	0	0
2018	13	17	6	3.0	4.0-26	0	0	0	0
Totals	**38**	**49**	**26**	**5.0**	**7.5-41**	**0**	**0**	**0**	**0**

BENTON, TER'RAN • DB • 6-0, 208 • ARLINGTON, TEXAS

Yr.	G	Tkls	Ast	Sks	TFL-Yd	Int	TD	FF	FR
2008	12	24	9	0	2-16	0	0	1	1
2009	10	41	21	2	3.5-23	0	0	0	1
2010	11	58	23	1	4-11	0	0	0	1
2011	13	65	14	0	4-12	3	0	0	1
Totals	**46**	**188**	**67**	**3**	**13.5-62**	**3**	**0**	**1**	**4**

BERG, CALEB • DB • 6-1, 199 • YORK, NEBRASKA

Yr.	G	Tkls	Ast	Sks	TFL-Yd	Int	TD	FF	FR
2004	12	10	3	0	0-0	0	0	0	0
2005	10	6	4	0	0-0	0	0	0	0
2006	12	76	35	0	0.5-0	0	0	0	2
2007	7	20	9	0	0-0	0	0	0	0
Totals	**41**	**112**	**51**	**0**	**0.5-0**	**0**	**0**	**0**	**2**

BERN, RANDY • DL • 6-4, 250 • SPENCER, IOWA

Yr.	G	Tkls	Ast	Sks	TFL-Yd	Int	TD	FF	FR
1986	4	1	0	0	0-0	0	0	0	0
1987	11	57	20	2	5-15	0	0	2	1
1988	10	80	43	0.5	2.5-9	0	0	3	2
1989	11	46	27	2.5	3.5-29	0	0	2	1
Totals	**36**	**184**	**90**	**5**	**11-53**	**0**	**0**	**7**	**4**

BERRYMAN, JASON • DL • 6-3, 250 • HOUSTON, TEXAS

Yr.	G	Tkls	Ast	Sks	TFL-Yd	Int	TD	FF	FR
2003	12	110	49	3	9-48	1	0	1	1
2005	12	72	34	7.5	11-48	1	0	1	1
Totals	**24**	**182**	**83**	**10.5**	**20-96**	**2**	**0**	**2**	**2**

BERTHUSEN, BILL • DL • 6-5, 285 • MARSHALLTOWN, IOWA

Yr.	G	Tkls	Ast	Sks	TFL-Yd	Int	TD	FF	FR
1983	4	6	2	0	3-10	0	0	0	0
1984	11	39	16	2	5-20	0	0	1	0
1985	10	56	22	0	2-3	0	0	0	2
1986	11	73	26	4	10-50	0	1	1	1
Totals	**36**	**174**	**66**	**6**	**20-83**	**0**	**1**	**2**	**3**

BESKE, WAYNE • DL • 6-1, 212 • MINNEAPOLIS, MINNESOTA

Yr.	G	Tkls	Ast	Sks	TFL-Yd	Int	TD	FF	FR
1967		4	1			0	0		0
1968		4	0			0	0		0
1969		7	3			0	0		0
Totals		**15**	**4**			**0**	**0**		**0**

BIBBS, E.J. • TE • 6-3, 264 • CHICAGO, ILLINOIS

Yr.	G	Rec	Yds	Ypr	TD	Lng	Ypg	Att	Yds	TD	Lng
2013	12	39	462	11.8	2	39	38.5	0	0	0	0
2014	10	45	382	8.5	8	33	38.2	0	0	0	0
Totals	**22**	**84**	**844**	**10.0**	**10**	**39**	**38.4**	**0**	**0**	**0**	**0**

BIBBS, MICHAEL • LB • 6-1, 234 • ATLANTA, GEORGIA

Yr.	G	Tkls	Ast	Sks	TFL-Yd	Int	TD	FF	FR
2007	12	19	6	0	2-7	0	0	0	0
2008	9	48	16	1	2.5-13	2	0	2	0
Totals	**21**	**67**	**22**	**1**	**4.5-20**	**2**	**0**	**2**	**0**

BICKHAM, JUSTIN • S • 6-1, 199 • PFLUGERVILLE, TEXAS

Yr.	G	Tkls	Ast	Sks	TFL-Yd	Int	TD	FF	FR
2019	12	25	5	0	2-7	0	0	0	0
Totals	**12**	**25**	**5**	**0**	**2-7**	**0**	**0**	**0**	**0**

BILLUPS, JAMAINE • DB/RB • 5-9, 208 • OMAHA, NEBRASKA

Yr.	G	Tkls	Ast	Sks	TFL-Yd	Int	TD	FF	FR
2002	13	97	28	0	2-3	1	0	0	2
2003	12	116	30	1	5-15	1	1	2	1
Totals	**25**	**213**	**58**	**1**	**7-18**	**2**	**1**	**2**	**3**

Yr.	G	Att	Yds	Ypc	TD	Lng	Ypg	Rec	Yds	TD	Lng
2000	11	1	3	3.0	0	3	0.3	0	0	0	0
2001	11	18	46	2.6	1	11	4.2	4	29	0	11
2002	13	0	0	0	0	0	0	0	0	0	0
2003	12	0	0	0	0	0	0	0	0	0	0
Totals	**47**	**19**	**49**	**2.6**	**1**	**11**	**1.0**	**4**	**29**	**0**	**11**

BITTER, AIDAN • WR • 6-2, 182 • TAMPA, FLORIDA

Yr.	G	Rec	Yds	Ypr	TD	Lng	Ypg	Att	Yds	TD	Lng
2020	5	1	38	38.0	0	38	7.6	0	0	0	0
Totals	**5**	**1**	**38**	**380**	**0**	**38**	**7.6**	**0**	**0**	**0**	**0**

BIXBY, KEN • DL • 6-2, 222 • DES PLAINES, ILLINOIS

Yr.	G	Tkls	Ast	Sks	TFL-Yd	Int	TD	FF	FR
1966		3	2			0	0		0
1967		5	1			0	0		0
Totals		**8**	**3**			**0**	**0**		**0**

BIVINS, GERRICK • WR • 5-11, 177 • BELLEVILLE, ILLINOIS

Yr.	G	Rec	Yds	Ypr	TD	Lng	Ypg	Att	Yds	TD	Lng
1995	7	2	18	9.0	0	9	2.6	0	0	0	0
1996	6	0	0	0	0	0	0	0	0	0	0
1997	3	6	112	18.7	2	28	37.3	0	0	0	0
Totals	**16**	**8**	**130**	**16.3**	**2**	**28**	**8.1**	**0**	**0**	**0**	**0**

BLABOLIL, RICK • P • 6-0, 183 • CHESTERFIELD, MISSOURI

Yr.	G	P	Yds	Avg	Lng
1975		57	2306	40.5	60
1976		60	2567	42.8	61
1977		71	2953	41.6	63
Totals		**188**	**7826**	**41.6**	**63**

BLAIR, MATT • LB • 6-5, 220 • DAYTON, OHIO

Yr.	G	Tkls	Ast	Sks	TFL-Yd	Int	TD	FF	FR
1971		115	66			4	0		6
1972		10	5			0	0		0
1973		77	39			1	0	3	3
Totals		**202**	**110**			**5**	**0**	**3**	**9**

BLANEY, BRETT • TE • 6-6, 239 • GRUNDY CENTER, IOWA

Yr.	G	Rec	Yds	Ypr	TD	Lng	Ypg	Att	Yds	TD	Lng
1980		1	13	13.0	0	13		0	0	0	0
1982		4	47	11.8	0	13		0	0	0	0
1983		4	39	9.8	0	17		0	0	0	0
1984		3	32	10.7	0	18		0	0	0	0
Totals		**12**	**131**	**10.9**	**0**	**18**		**0**	**0**	**0**	**0**

BLANKENSHIP, TROY • P • 6-1, 195 • CEDAR RAPIDS, IOWA

Yr.	G	P	Yds	Avg	Lng
2002	5	20	816	40.8	54
2003	4	10	381	38.1	50
2004	12	75	2879	38.4	53
2005	12	68	2894	42.6	69
Totals	**33**	**173**	**6970**	**40.3**	**69**

BLAZEK, PAUL • RB • 5-11, 188 • JACKSON JUNCTION, IOWA

Yr.	G	Att	Yds	Ypc	TD	Lng	Ypg	Rec	Yds	TD	Lng
1991	3	1	4	4.0	0	4	1.3	0	0	0	0
Totals	**3**	**1**	**4**	**4.0**	**0**	**4**	**1.3**	**0**	**0**	**0**	**0**

BLOCK, TRAVIS • DL • 6-0, 250 • ZWINGLE, IOWA

Yr.	G	Tkls	Ast	Sks	TFL-Yd	Int	TD	FF	FR
1989	11	48	27	2.5	6-16	0	0	3	0
1990	11	55	23	2	7-23	0	0	0	1
1991	11	38	14	0	3-3	0	0	0	0
Totals	**33**	**141**	**64**	**4.5**	**16-42**	**0**	**0**	**3**	**1**

BLUE, LUTHER • WR • 6-0, 188 • VALDOSTA, GEORGIA

Yr.	G	Rec	Yds	Ypr	TD	Lng	Ypg	Att	Yds	TD	Lng
1974		26	450	17.3	4	46		2	21	0	12
1975		10	179	17.9	0	38		13	14	0	11
1976		33	644	19.5	5	61		0	0	0	0
Totals		**69**	**1273**	**18.4**	**9**	**61**		**15**	**35**	**0**	**12**

BLYTHE, TODD • WR • 6-5, 214 • INDIANOLA, IOWA

Yr.	G	Rec	Yds	Ypr	TD	Lng	Ypg	Att	Yds	TD	Lng
2004	12	39	833	21.4	9	51	69.4	1	6	0	6
2005	12	51	1000	19.6	9	63	83.3	0	0	0	0
2006	9	34	484	14.2	8	31	53.8	0	0	0	0
2007	12	52	779	15.0	5	55	64.9	0	0	0	0
Totals	**45**	**176**	**3096**	**17.6**	**31**	**63**	**68.8**	**1**	**6**	**0**	**6**

BOESEN, BEN • TE • 6-5, 249 • DES MOINES, IOWA

Yr.	G	Rec	Yds	Ypr	TD	Lng	Ypg	Att	Yds	TD	Lng
2013	8	2	9	4.5	0	5	1.1	0	0	0	0
2014	12	0	0	0.0	0	0	0.0	0	0	0	0
2015	12	4	22	5.5	0	7	1.8	0	0	0	0
Totals	**32**	**6**	**31**	**5.2**	**0**	**7**	**1.0**	**0**	**0**	**0**	**0**

BOLKS, ROB • DB • 6-1, 190 • HULL, IOWA

Yr.	G	Tkls	Ast	Sks	TFL-Yd	Int	TD	FF	FR
1971		5	3			0	0		0
1973		1	0			0	0	0	1
1974		2	1			0	0	0	1
Totals		**8**	**4**			**0**	**0**	**0**	**2**

BOLLER, CRAIG • DL • 6-1, 205 • BELMOND, IOWA

Yr.	G	Tkls	Ast	Sks	TFL-Yd	Int	TD	FF	FR
1967		9	4			0	0		0
1968		6	1			0	0		0
1969		8	2			0	0		0
Totals		**23**	**7**			**0**	**0**		**0**

BOSKEY, CHRIS • DL • 6-3, 240 • CHICAGO, ILLINOIS

Yr.	G	Tkls	Ast	Sks	TFL-Yd	Int	TD	FF	FR
1978		131	81		6-25	0	0	1	2
1979		52	17		8-24	0	0	1	1
1981		36	24		3-20	0	0	1	2
1982		67	34	1	5-18	0	0	2	0
Totals		**286**	**156**	**1**	**22-87**	**0**	**0**	**5**	**5**

BOSKEY, TOM • LB • 6-2, 221 • CHICAGO, ILLINOIS

Yr.	G	Tkls	Ast	Sks	TFL-Yd	Int	TD	FF	FR
1975		4	1			0	0	1	0
1976		107	39		6-13	3	0	1	3
1977		103	41		4-20	0	0	1	2
1978		95	41		2-5	0	0	1	0
Totals		**309**	**122**		**12-38**	**3**	**0**	**4**	**5**

BOWEN, ALVIN • LB • 6-2, 218 • EAST ORANGE, NEW JERSEY

Yr.	G	Tkls	Ast	Sks	TFL-Yd	Int	TD	FF	FR
2005	12	33	14	1	2-10	0	0	1	0
2006	12	155	63	1	5-10	2	0	1	1
2007	12	99	32	2	12.5-51	1	0	5	1
Totals	**36**	**287**	**109**	**4**	**19.5-71**	**3**	**0**	**7**	**2**

BOWENS III, RICHARD • DB • 6-0, 194 • DETROIT, MICHIGAN

Yr.	G	Tkls	Ast	Sks	TFL-Yd	Int	TD	FF	FR
2017	2	0	0	0	0-0	0	0	0	0
2018	12	6	2	0	0-0	0	0	0	1
Totals	**14**	**6**	**2**	**0**	**0-0**	**0**	**0**	**0**	**1**

BOYINGTON, JERRY • DL • 6-2, 216 • CLARION, IOWA

Yr.	G	Tkls	Ast	Sks	TFL-Yd	Int	TD	FF	FR
1968		56	29			0	0		1
1969		11	6			0	0		0
1970		3	2			0	0		0
Totals		**70**	**37**			**0**	**0**		**1**

BOZICH, RANDY • DB • 6-1, 180 • MILWAUKEE, WISCONSIN

Yr.	G	Tkls	Ast	Sks	TFL-Yd	Int	TD	FF	FR
1972		35	9			1	1		0
1973		53	31			4	0	1	0
Totals		**88**	**40**			**5**	**1**	**1**	**0**

BRAAKSMA, BRYCE • DL • 6-3, 262 • SHELDON, IOWA

Yr.	G	Tkls	Ast	Sks	TFL-Yd	Int	TD	FF	FR
2005	3	1	1	0	0-0	0	0	0	0
2006	11	17	8	1	2.5-8	0	0	0	0
2007	12	29	10	4	5-38	0	0	1	1
Totals	**26**	**47**	**19**	**5**	**7.5-46**	**0**	**0**	**1**	**1**

BRACKENS, JARED • LB • 6-1, 213 • MESQUITE, TEXAS

Yr.	G	Tkls	Ast	Sks	TFL-Yd	Int	TD	FF	FR
2011	12	7	2	0	0-0	0	0	0	0
2012	10	7	0	0	0-0	0	0	0	0
2013	12	61	24	2	4.5-17	0	0	0	1
2014	12	57	23	0	7-30	0	0	0	0
Totals	**46**	**132**	**49**	**2**	**11.5-47**	**0**	**0**	**0**	**1**

BRADLEY, SCOTT • P • 6-3, 183 • ZUMBROTA, MINNESOTA

Yr.	G	P	Yds	Avg	Lng
1973		65	2661	40.9	
1974		65	2601	40.0	65
Totals		**130**	**5262**	**40.5**	**65**

BRANCH, CALVIN • RB • 5-11, 189 • SPRING, TEXAS

Yr.	G	Att	Yds	Ypc	TD	Lng	Ypg	Rec	Yds	TD	Lng
1992	4	12	29	2.4	1	6	7.3	0	0	0	0
1993	11	84	478	5.7	2	46	43.5	16	350	4	72
1994	10	62	320	5.2	0	29	32.0	19	370	4	58
Totals	**25**	**158**	**827**	**5.2**	**3**	**46**	**33.1**	**35**	**720**	**8**	**72**

BRANDERHORST, REID • TE • 6-4, 242 • FT. DODGE, IOWA

Yr.	G	Rec	Yds	Ypr	TD	Lng	Ypg	Att	Yds	TD	Lng
2011	13	10	55	5.5	1	8	4.2	0	0	0	0
Totals	**13**	**10**	**55**	**5.5**	**1**	**8**	**4.2**	**0**	**0**	**0**	**0**

BRANDTNER, MIKE • P • 6-0, 200 • BETTENDORF, IOWA

Yr.	G	P	Yds	Avg	Lng
2006	12	56	2309	41.2	73
2007	12	69	2721	39.4	62
2008	10	51	2124	41.6	69
2009	13	66	2690	40.8	64
Totals	**47**	**242**	**9844**	**40.7**	**73**

BRANNON, ROBERT • DL • 6-3, 293 • RIALTO, CALIFORNIA

Yr.	G	Tkls	Ast	Sks	TFL-Yd	Int	TD	FF	FR
1998	11	27	11	1.5	1.5-15	0	0	0	0
1999	11	69	25	3	5-12	0	0	3	0
Totals	**22**	**96**	**36**	**4.5**	**6.5-27**	**0**	**0**	**3**	**0**

BRANTLEY, MICHAEL • WR • 6-0, 190 • LONG ISLAND, NEW YORK

Yr.	G	Rec	Yds	Ypr	TD	Lng	Ypg	Att	Yds	TD	Lng
1996	9	1	2	2.0	0	2	0.2	0	0	0	0
1997	3	2	19	9.5	0	13	6.3	0	0	0	0
1998	6	11	222	20.2	2	66	37.0	0	0	0	0
1999	6	16	289	18.1	2	59	48.1	1	6	0	6
Totals	**24**	**30**	**532**	**17.7**	**4**	**66**	**22.2**	**1**	**6**	**0**	**6**

BRASWELL, JEFF • LB • 6-1, 224 • RIVIERA BEACH, FLORIDA

Yr.	G	Tkls	Ast	Sks	TFL-Yd	Int	TD	FF	FR
1984	11	142	49	3	16-52	1	0	4	4
1985	10	82	28	2	11-36	0	0	1	0
Totals	**21**	**224**	**77**	**5**	**27-88**	**1**	**0**	**5**	**4**

BRAZON, LARRY • DL • 6-3, 227 • RIVER ROUGE, MICHIGAN

Yr.	G	Tkls	Ast	Sks	TFL-Yd	Int	TD	FF	FR
1965		5	3			0	0		0
Totals		**5**	**3**			**0**	**0**		**0**

BRCKA, DAVID • LB • 6-2, 243 • WEST DES MOINES, IOWA

Yr.	G	Tkls	Ast	Sks	TFL-Yd	Int	TD	FF	FR
1996	11	127	36	0	3-3	0	0	0	0
1997	9	67	28	0	1-1	0	0	1	1
1998	9	42	12	1	3-14	0	0	0	0
1999	8	48	16	1	1-7	0	0	0	0
Totals	**37**	**284**	**92**	**2**	**8-25**	**0**	**0**	**1**	**1**

BRECKENRIDGE, JOHN • P/QB • 5-10, 186 • CHARLES CITY, IOWA

Yr.	G	P	Yds	Avg	Lng
1954		8	297	35.9	
1955		15	489	32.5	
Totals		**23**	**786**	**34.2**	

Yr.	G	Att	Com	Int	Pct	Yds	TD	Lng	Rat	Ypg	Att	Yds	TD	Lng
1954		76	35	7	.461	236	2		62.4		39	-28	1	
1955		89	36	9	.404	354	4		68.5		24	-33	1	
Totals		**165**	**71**	**16**	**.430**	**590**	**6**		**65.7**		**63**	**-61**	**2**	

BRIDGES, EDDIE • WR • 5-10, 171 • CHICAGO, ILLINOIS

Yr.	G	Rec	Yds	Ypr	TD	Lng	Ypg	Att	Yds	TD	Lng
1986	11	15	330	22.0	2	49	30.0	0	0	0	0
1987	11	26	324	12.5	2	46	29.5	0	0	0	0
Totals	**22**	**41**	**654**	**15.9**	**4**	**49**	**29.7**	**0**	**0**	**0**	**0**

BROCK, JIREHL • RB • 6-0, 215 • QUINCY, ILLINOIS

Yr.	G	Att	Yds	Ypc	TD	Lng	Ypg	Rec	Yds	TD	Lng
2019	4	9	48	5.3	0	13	12.0	0	0	0	0
2020	10	13	46	3.5	0	11	4.6	4	32	0	11
2021	13	37	174	4.7	1	40	13.4	7	43	1	9
Totals	**27**	**59**	**268**	**4.5**	**1**	**40**	**9.9**	**11**	**75**	**1**	**11**

BROOKS, BILL • DL • 6-0, 208 • MUSKEGON, MICHIGAN

Yr.	G	Tkls	Ast	Sks	TFL-Yd	Int	TD	FF	FR
1965		5	3			0	0		0
1966		8	5			0	0		0
Totals		**13**	**8**			**0**	**0**		**0**

BROOKS, JAMES • WR • 5-11, 178 • HOUSTON, TEXAS

Yr.	G	Rec	Yds	Ypr	TD	Lng	Ypg	Att	Yds	TD	Lng
1992	10	6	75	12.5	0	21	7.5	0	0	0	0
1993	9	2	139	65.0	2	77	15.4	0	0	0	0
1994	8	7	97	13.9	0	22	12.1	0	0	0	0
Totals	**27**	**15**	**311**	**20.7**	**2**	**77**	**11.5**	**0**	**0**	**0**	**0**

BROOMFIELD, DEON • DB • 6-0, 206 • PALM BAY, FLORIDA

Yr.	G	Tkls	Ast	Sks	TFL-Yd	Int	TD	FF	FR
2010	12	8	2	0	0-0	0	0	0	1
2011	13	23	10	0	0-0	0	0	0	0
2012	13	45	20	0	1-4	2	0	2	1
2013	12	57	19	0	0-0	1	0	2	2
Totals	**50**	**133**	**51**	**0**	**1-4**	**3**	**0**	**4**	**4**

BROUILLETTE, BOB • P • 6-2, 200 • SIOUX CITY, IOWA

Yr.	G	P	Yds	Avg	Lng
1967		78	2886	37.0	
1968		63	2501	39.7	
1969		83	3397	40.9	
Totals		**224**	**8784**	**39.2**	

BROWN, BRANDON • LB • 6-0, 230 • HOUSTON, TEXAS

Yr.	G	Tkls	Ast	Sks	TFL-Yd	Int	TD	FF	FR
2001	9	13	3	1	1.5-10	0	0	0	1
2002	14	137	41	6	7-40	1	0	0	3
2003	12	96	20	3	12-38	0	0	2	1
2004	9	63	20	2	5.5-23	0	0	2	2
Totals	**44**	**309**	**84**	**12**	**26-111**	**1**	**0**	**4**	**7**

BROWN, CHRIS • DB • 5-10, 172 • GAINESVILLE, TEXAS

Yr.	G	Tkls	Ast	Sks	TFL-Yd	Int	TD	FF	FR
2005	3	0	0	0	0-0	0	0	0	0
2006	5	3	2	0	0-0	0	0	0	0
2007	11	43	10	1	1-10	0	0	0	0
2008	6	14	2	0	0-0	0	0	1	1
Totals	**25**	**60**	**14**	**1**	**1-10**	**0**	**0**	**1**	**1**

BROWN, EDDIE • WR • 5-10, 180 •TOPEKA, KANSAS

Yr.	G	Rec	Yds	Ypr	TD	Lng	Ypg	Att	Yds	TD	Lng
1986	11	9	159	17.7	3	33	14.5	1	-9	0	0
1988	11	18	403	22.4	2	58	36.6	3	32	0	13
Totals	**22**	**27**	**562**	**20.8**	**5**	**58**	**25.5**	**4**	**23**	**0**	**13**

BROWN, HAROLD • RB • 6-2, 210 • RAVENNA, OHIO

Yr.	G	Att	Yds	Ypc	TD	Lng	Ypg	Rec	Yds	TD	Lng
1982	11	114	622	5.5	8	41	56.5	9	77	0	16
Totals	**11**	**114**	**622**	**5.5**	**8**	**41**	**56.5**	**9**	**77**	**0**	**16**

BROWN, JAMES • DB • 5-10, 188 • CHICAGO, ILLINOIS

Yr.	G	Tkls	Ast	Sks	TFL-Yd	Int	TD	FF	FR
1993	11	37	15	0	1-3	1	0	0	0
1994	11	57	21	0	1-3	0	0	1	1
1995	11	49	13	0	1-9	0	0	1	0
1996	11	45	18	0	0-0	0	0	0	0
Totals	**44**	**188**	**67**	**0**	**3-15**	**1**	**0**	**2**	**1**

BROWN, JOE • DB • 5-11, 174 • PAHOKEE, FLORIDA

Yr.	G	Tkls	Ast	Sks	TFL-Yd	Int	TD	FF	FR
1978		6	4		0-0	0	0	0	0
1979		32	14		1-1	3	0	0	2
1980		21	5		0-0	1	0	0	1
1981		56	21		2-9	4	0	0	2
Totals		**115**	**44**		**3-10**	**8**	**0**	**0**	**5**

BROWN, MICHAEL • RB • 5-7, 160 • CINCINNATI, OHIO

Yr.	G	Att	Yds	Ypc	TD	Lng	Ypg	Rec	Yds	TD	Lng
1986	4	13	65	5.0	1	12	16.3	1	24	0	24
1987	3	23	94	4.1	1	26	31.3	1	7	0	7
Totals	**7**	**36**	**159**	**4.4**	**2**	**26**	**22.7**	**2**	**31**	**0**	**24**

BROWN, TYLER • RB • 5-11, 188 • LAKELAND, FLORIDA

Yr.	G	Att	Yds	Ypc	TD	Lng	Ypg	Rec	Yds	TD	Lng
2014	11	24	109	4.5	0	16	9.9	3	23	1	11
2015	6	24	94	3.9	0	34	15.7	4	24	0	19
Totals	**17**	**48**	**203**	**4.2**	**0**	**34**	**11.9**	**7**	**47**	**1**	**19**

BRUBAKER, HOWARD • PK • 5-9, 175 • CROSS KEYS, PENNSYLVANIA

Yr.	G	PAT	Att	Pct	FG	FGA	Pct	Lng	TP
1949		0	1	0					0
Totals		**0**	**1**	**0**					**0**

BRUBAKER, JOE • PK • 5-11, 182 • CROSS KEYS, PENNSYLVANIA

Yr.	G	PAT	Att	Pct	FG	FGA	Pct	Lng	TP
1948		6	10	.600					6
1949		7	12	.583					7
Totals		**13**	**22**	**.591**					**13**

BRUN, ERNST • TE • 6-3, 251 • STONE MOUNTAIN, GEORGIA

Yr.	G	Rec	Yds	Ypr	TD	Lng	Ypg	Att	Yds	TD	Lng
2012	13	26	330	12.7	6	69	25.4	0	0	0	0
2013	8	6	47	7.8	0	19	5.9	0	0	0	0
Totals	**21**	**32**	**337**	**11.8**	**6**	**69**	**18**	**0**	**0**	**0**	**0**

BRYANT, BLAISE • RB • 6-0, 200 • HUNTINGTON BEACH, CALIFORNIA

Yr.	G	Att	Yds	Ypc	TD	Lng	Ypg	Rec	Yds	TD	Lng
1989	11	299	1516	5.1	19	72	137.8	20	202	0	29
1990	9	187	753	4.0	12	71	83.7	18	210	1	40
Totals	**20**	**486**	**2269**	**4.7**	**31**	**72**	**113.45**	**38**	**412**	**1**	**40**

BUCHANAN, JAMARR • LB • 6-2, 230 • DOLTON, ILLINOIS

Yr.	G	Tkls	Ast	Sks	TFL-Yd	Int	TD	FF	FR
2004	12	31	19	0.5	1.5-4	1	0	0	0
2005	11	61	32	0	2.5-7	0	0	0	1
Totals	**23**	**92**	**51**	**0.5**	**4-11**	**1**	**0**	**0**	**1**

BUCK, TOM • WR • 5-11, 186 • CUYAHOGA FALLS, OHIO

Yr.	G	Rec	Yds	Ypr	TD	Lng	Ypg	Att	Yds	TD	Lng
1977		3	30	10.0	1	17		2	3	0	3
1979		3	37	12.3	0	15		0	0	0	0
Totals		**6**	**67**	**11.2**	**1**	**17**		**2**	**3**	**0**	**3**

BUGGS, ANDREW • DB • 6-1, 180 • CARSON, CALIFORNIA

Yr.	G	Tkls	Ast	Sks	TFL-Yd	Int	TD	FF	FR
1989	10	36	10	0	0-0	2	0	0	0
1990	9	42	17	0	0-0	0	0	0	1
1991	6	21	6	0	0-0	4	0	0	0
1992	11	31	8	0	1-2	2	1	1	0
Totals	**36**	**130**	**41**	**0**	**1-2**	**8**	**1**	**1**	**1**

BUNDRAGE, QUENTON • WR • 6-2, 198 • PALMETTO, FLORIDA

Yr.	G	Rec	Yds	Ypr	TD	Lng	Ypg	Att	Yds	TD	Lng
2012	13	20	232	11.6	2	35	17.8	0	0	0	0
2013	12	48	676	14.1	9	97	56.3	1	-5	0	0
2014	1	0	0	0.0	0	0	0.0	0	0	0	0
2015	12	41	548	13.4	4	37	45.7	0	0	0	0
Totals	**38**	**109**	**1456**	**13.4**	**15**	**97**	**38.3**	**1**	**-5**	**0**	**0**

BUNTE, KEN • QB • 6-1, 188 • QUINCY, ILLINOIS

Yr.	G	Att	Com	Int	Pct	Yds	TD	Lng	Rat	Ypg	Att	Yds	TD	Lng
1963		70	26	6	.371	347	2		71.1		63	29	0	
1964		29	10	3	.345	116	0		47.4		23	78	0	
Total		**99**	**36**	**9**	**.364**	**463**	**2**		**64.1**		**86**	**107**	**0**	

BURCHETT, RICK • DL • 6-1, 209 • HARLAN, IOWA

Yr.	G	Tkls	Ast	Sks	TFL-Yd	Int	TD	FF	FR
1965		3	1			0	0		1
Totals		**3**	**1**			**0**	**0**		**1**

BURDEN, J. W. • P/RB • 5-9, 159 • PORTSMOUTH, VIRGINIA

Yr.	G	P	Yds	Avg	Lng
1959		5	118	23.6	
Totals		**5**	**118**	**23.6**	

Yr.	G	Att	Yds	Ypc	TD	Lng	Ypg	Rec	Yds	TD	Lng
1959		38	134	3.5	2			0	0	0	
1960		26	146	5.6	2			1	12	0	
1961		37	169	4.6	1			7	84	0	
Totals		**101**	**449**	**4.4**	**5**			**8**	**96**	**0**	

BURKETT, MAX • RB • 6-1, 195 • RHINELANDER, WISCONSIN

Yr.	G	Att	Yds	Ypc	TD	Lng	Ypg	Rec	Yds	TD	Lng
1951		0	0	0	0			1	7	0	
1952		38	136	3.6	2			0	0	0	
1953		109	342	3.1	1			16	9	0	
1954		97	528	5.4	4			9	40	1	
Totals		**244**	**1006**	**4.1**	**7**			**26**	**56**	**1**	

BURNS, ROGER • QB • 5-10, 155 • RED OAK, IOWA

Yr.	G	Att	Com	Int	Pct	Yds	TD	Lng	Rat	Ypg	Att	Yds	TD	Lng
1952		3	0	2	0	0	0		-133.3		1	2	0	
Totals		**3**	**0**	**2**	**0**	**0**	**0**		**-133.3**		**1**	**2**	**0**	

BURNS, STEVE • LB • 6-1, 207 • SIOUX FALLS, SOUTH DAKOTA

Yr.	G	Tkls	Ast	Sks	TFL-Yd	Int	TD	FF	FR
1970		4	2			0	0		0
1971		48	24			0	0		2
1972		24	16			0	0		1
Totals		**76**	**42**			**0**	**0**		**3**

BURRIS, KENYATTA • WR • 5-10, 184 • GRANADA HILLS, CALIFORNIA

Yr.	G	Rec	Yds	Ypr	TD	Lng	Ypg	Att	Yds	TD	Lng
1998	8	10	105	10.5	0	23	13.1	4	2	0	7
1999	5	4	51	12.8	0	26	10.2	0	0	0	0
Totals	**13**	**14**	**156**	**11.1**	**0**	**26**	**12.0**	**4**	**2**	**0**	**7**

BUSCH, MIKE • TE • 6-5, 252 • DONAHUE, IOWA

Yr.	G	Rec	Yds	Ypr	TD	Lng	Ypg	Att	Yds	TD	Lng
1986	11	7	90	12.9	1	21	8.2	0	0	0	0
1987	11	21	253	12.0	0	24	23.0	0	0	0	0
1988	10	27	343	12.7	1	33	34.3	0	0	0	0
1989	11	23	375	16.3	2	43	34.1	0	0	0	0
Totals	**43**	**78**	**1061**	**13.6**	**4**	**43**	**24.6**	**0**	**0**	**0**	**0**

BUSCH, TOM • DB/P/PK/WR • 6-0, 190 • GARNER, IOWA

Yr.	G	Tkls	Ast	Sks	TFL-Yd	Int	TD	FF	FR
1965		3	1			0	0		0
1966		2	0			0	0		0
1967		3	0			0	0		1
Totals		**8**	**1**			**0**	**0**		**1**

Yr.	G	Rec	Yds	Ypr	TD	Lng	Ypg	Att	Yds	TD	Lng
1965		28	443	15.8	3			10	33	0	
1966		21	423	20.1	2			20	144	1	
1967		33	429	13.0	2			6	15	0	
Totals		**82**	**1295**	**15.8**	**7**			**36**	**192**	**3**	

Yr.	G	P	Yds	Avg	Lng
1966		13	475	36.6	
1967		16	629	39.3	
Totals		**29**	**1104**	**38.1**	

Yr.	G	PAT	Att	Pct	FG	FGA	Pct	Lng	TP
1966		16	17	.941	6	10	.600		52
Totals		**16**	**17**	**.941**	**6**	**10**	**.600**		**52**

BUTLER, HAKEEM • WR • 6-6, 225 • BALTIMORE, MARYLAND

Yr.	G	Rec	Yds	Ypr	TD	Lng	Ypg	Att	Yds	TD	Lng
2016	11	9	134	14.9	2	39	12.2	0	0	0	0
2017	13	41	697	17.0	7	74	53.6	0	0	0	0
2018	13	60	1318	22.0	9	83	101.4	0	0	0	0
Totals	**37**	**110**	**2149**	**19.5**	**18**	**83**	**58.1**	**0**	**0**	**0**	**0**

BUTLER, JAMES • LB • 6-3, 189 • HEMPSTEAD, NEW YORK

Yr.	G	Tkls	Ast	Sks	TFL-Yd	Int	TD	FF	FR
1984	7	15	10	0	1-3	0	0	0	0
1985	11	8	2	0	0-0	0	0	0	0
Totals	**18**	**23**	**12**	**0**	**1-3**	**0**	**0**	**0**	**0**

BUTTERS, TOM • QB • 5-11, 168 • OELWEIN, IOWA

Yr.	G	Att	Com	Int	Pct	Yds	TD	Lng	Rat	Ypg	Att	Yds	TD	Lng
1967		13	5	2	.385	55	0		43.2		16	40	0	
Totals		**13**	**5**	**2**	**.385**	**55**	**0**		**43.2**		**16**	**40**	**0**	

BUTTS, MARC • DL • 6-2, 265 • DES MOINES, IOWA

Yr.	G	Tkls	Ast	Sks	TFL-Yd	Int	TD	FF	FR
1978		5	3		0-0	0	0	0	0
1979		50	23		3-24	0	0	1	3
1980		79	37		7-32	0	0	2	2
1981		75	31		3-3	0	0	3	1
Totals		**209**	**94**		**13-59**	**0**	**0**	**6**	**6**

CALDWELL, KEVIN • QB • 6-2, 190 • OMAHA, NEBRASKA

Yr.	G	Att	Com	Int	Pct	Yds	TD	Lng	Rat	Ypg	Att	Yds	TD	Lng
1991	9	57	32	3	.561	416	1	41	112.7	46.2	156	428	3	28
Totals	**9**	**57**	**32**	**3**	**.561**	**416**	**1**	**41**	**112.7**	**46.2**	**156**	**428**	**3**	**28**

CALLAHAN, DICK • PK • 6-0, 200 • LASALLE, ILLINOIS

Yr.	G	PAT	Att	Pct	FG	FGA	Pct	Lng	TP
1954		16	17	.941					16
1955		9	10	.900					9
Totals		**25**	**27**	**.926**					**25**

CAMPBELL, CRAIG • WR • 5-11, 181 • SANTA FE SPRINGS, CALIFORNIA

Yr.	G	Rec	Yds	Ypr	TD	Lng	Ypg	Att	Yds	TD	Lng
1999	3	5	53	10.6	0	16	17.7	0	0	0	0
2000	11	20	353	17.6	1	53	32.1	0	0	0	0
2001	11	31	486	15.7	2	39	44.2	5	34	0	14
Totals	**25**	**56**	**892**	**15.9**	**3**	**53**	**35.7**	**5**	**34**	**0**	**14**

CAMPBELL, GEORGE • DB • 6-0, 190 • UNIONDALE, NEW YORK

Yr.	G	Tkls	Ast	Sks	TFL-Yd	Int	TD	FF	FR
1971		77	47			3	0		0
1972		88	46			2	0		0
Totals		**165**	**93**			**5**	**0**		**0**

CAMPBELL, SAM • DL/WR • 6-4, 222 • RIVER ROUGE, MICHIGAN

Yr.	G	Tkls	Ast	Sks	TFL-Yd	Int	TD	FF	FR	TD
1966		59	35			2	0		1	0
1967		20	11			0	0		0	0
1968		7	1			0	0		0	0
Totals		**86**	**47**			**2**	**0**		**1**	**0**

Yr.	G	Rec	Yds	Ypr	TD	Lng	Ypg	Att	Yds	TD	Lng
1968		21	372	17.7	4			1	5	0	
Totals		**21**	**372**	**17.7**	**4**			**1**	**5**	**0**	

CANNON, BRIAN • DB/RB • 6-0, 200 • NEENAH, WISCONSIN

Yr.	G	Tkls	Ast	Sks	TFL-Yd	Int	TD	FF	FR
1971		30	19			0	0		0
1972		2	1			0	0		0
Totals		**32**	**20**			**0**	**0**		**0**

Yr.	G	Att	Yds	Ypc	TD	Lng	Ypg	Rec	Yds	TD	Lng
1972		7	5	0.7	0			1	-3	0	0
Totals		**7**	**5**	**0.7**	**0**			**1**	**-3**	**0**	**0**

CARATELLI, KEN • LB • 6-1, 228 • OAK PARK, MICHIGAN

Yr.	G	Tkls	Ast	Sks	TFL-Yd	Int	TD	FF	FR
1970		100	59			0	0		3
1971		91	55			0	0		2
1972		87	54			1	0		1
Totals		**278**	**168**			**1**	**0**		**6**

CARLSON, DEAN • QB • 6-3, 210 • RUSHFORD, MINNESOTA

Yr.	G	Att	Com	Int	Pct	Yds	TD	Lng	Rat	Ypg	Att	Yds	TD	Lng
1970		220	105	16	.477	1391	11		102.8		69	169	4	
1971		253	123	17	.486	1634	12		105.1		84	16	7	
Totals		**473**	**228**	**33**	**.482**	**3025**	**23**		**104.0**		**153**	**185**	**11**	

CARLSON, LYLE • PK • 6-1, 207 • LAURENS, IOWA

Yr.	G	PAT	Att	Pct	FG	FGA	Pct	Lng	TP
1956		2	6	.333					2
1957		12	15	.800	2				18
Totals		**14**	**21**	**.667**	**2**				**20**

CARLSON, MARK • LB • 6-1, 225 • LYTTON, IOWA

Yr.	G	Tkls	Ast	Sks	TFL-Yd	Int	TD	FF	FR
1979		12	4		0-0	0	0	0	0
1980		118	59		5-18	1	1	2	1
1981		10	5		0-0	0	0	0	0
1982		103	39	2	6-27	1	0	1	2
Totals		**243**	**107**	**2**	**11-45**	**2**	**1**	**3**	**3**

CARLSON, TONY • DB • 5-10, 189 • ROLAND, IOWA

Yr.	G	Tkls	Ast	Sks	TFL-Yd	Int	TD	FF	FR
1980		9	0		0-0	1	0	0	0
1981		4	1		0-0	0	0	0	1
Totals		**13**	**1**		**0-0**	**1**	**0**	**0**	**1**

CARNEY, CLARENCE • RB • 5-11, 185 • YONKERS, NEW YORK

Yr.	G	Att	Yds	Ypc	TD	Lng	Ypg	Rec	Yds	TD	Lng
1947		1	0	0	0			0	0	0	
1948		2	6	3.0	0			0	0	0	
1950		5	13	2.6	0			1	37	0	
Totals		**8**	**19**	**2.4**	**0**			**1**	**37**	**0**	

CARPER, ADAM • DB • 6-2, 215 • CLARINDA, IOWA

Yr.	G	Tkls	Ast	Sks	TFL-Yd	Int	TD	FF	FR
2005	12	41	19	0	2-7	1	0	1	1
2006	5	39	21	0	2-10	0	0	0	0
Totals	**17**	**80**	**40**	**0**	**4-17**	**1**	**0**	**1**	**1**

CARREATHERS, RAY • DB • 6-2, 194 • INKSTER, MICHIGAN

Yr.	G	Tkls	Ast	Sks	TFL-Yd	Int	TD	FF	FR
1987	11	63	27	0	2-9	1	0	1	4
1988	11	77	31	0	2-4	2	0	1	2
Totals	**22**	**140**	**58**	**0**	**4-13**	**3**	**0**	**2**	**6**

CARSTENS, JORDAN • DL • 6-5, 300 • BAGLEY, IOWA

Yr.	G	Tkls	Ast	Sks	TFL-Yd	Int	TD	FF	FR
2000	11	48	22	1	1-4	0	0	1	0
2001	11	81	35	2	2.5-12	0	0	0	0
2002	14	103	37	5	13-53	0	0	0	0
2003	11	74	30	2	5-18	0	0	1	1
Totals	**47**	**306**	**124**	**10**	**21.5-87**	**0**	**0**	**2**	**1**

CARWELL, LARRY • DB/RB • 6-1, 189 • CAMPBELL, OHIO

Yr.	G	Tkls	Ast	Sks	TFL-Yd	Int	TD	FF	FR
1965		63	34			2	0		4
1966		64	22			4	0		2
Totals		**127**	**56**			**6**	**0**		**6**

Yr.	G	Att	Yds	Ypc	TD	Lng	Ypg	Rec	Yds	TD	Lng
1964		15	35	2.3	0			6	73	0	
Totals		**15**	**35**	**2.3**	**0**			**6**	**73**	**0**	

CATLETT, DERRICK • TE • 6-4, 243 • FORT COLLINS, COLORADO

Yr.	G	Rec	Yds	Ypr	TD	Lng	Ypg	Att	Yds	TD	Lng
2007	12	21	112	5.3	2	17	9.3	0	0	0	0
2008	12	20	230	11.5	0	33	19.2	0	0	0	0
2009	13	29	301	10.4	2	27	23.2	0	0	0	0
Totals	**37**	**70**	**643**	**9.2**	**4**	**33**	**17.4**	**0**	**0**	**0**	**0**

CERRATO, VINNY • WR • 6-0, 185 • ALBERT LEA, MINNESOTA

Yr.	G	Rec	Yds	Ypr	TD	Lng	Ypg	Att	Yds	TD	Lng
1977		0	0	0	0	0		21	112	1	18
1978		1	15	15.0	0	15		14	116	1	36
1980		10	144	14.4	1	42		1	7	0	7
1981		12	189	15.8	1	41		0	0	0	0
Totals		**23**	**348**	**15.1**	**2**	**42**		**36**	**235**	**2**	**36**

CHAMBERS, MASON • DB • 6-3, 206 • SCHERTZ, TEXAS

Yr.	G	Tkls	Ast	Sks	TFL-Yd	Int	TD	FF	FR
2020	6	4	1	0	0.5-1	0	0	0	0
Totals	**6**	**4**	**1**	**0**	**0.5-1**	**0**	**0**	**0**	**0**

CHANDLER, JUSTIN • TE • 6-4, 260 • JACKSONVILLE, FLORIDA

Yr.	G	Rec	Yds	Ypr	TD	Lng	Ypg	Att	Yds	TD	Lng
2015	11	2	49	24.5	0	30	4.5	0	0	0	0
2016	12	4	49	12.2	0	22	4.1	0	0	0	0
Totals	**23**	**6**	**98**	**16.3**	**0**	**30**	**4.3**	**0**	**0**	**0**	**0**

CHANDLER, TERRY • RB • 5-10, 185 • OELWEIN, IOWA

Yr.	G	Att	Yds	Ypc	TD	Lng	Ypg	Rec	Yds	TD	Lng
1960		3	26	8.7	0			0	0	0	
1962		31	180	5.8	2			2	62	0	
Totals		**34**	**206**	**6.1**	**2**			**2**	**62**	**0**	

CHAPPER, DARRELL • RB • 5-8, 170 • LAKELAND, FLORIDA

Yr.	G	Att	Yds	Ypc	TD	Lng	Ypg	Rec	Yds	TD	Lng
1976		17	88	5.2	0	10		1	1	0	1
Totals		**17**	**88**	**5.2**	**0**	**10**		**1**	**1**	**0**	**1**

CHAUNCEY, BILL • RB • 6-0, 181 • WEBSTER CITY, IOWA

Yr.	G	Att	Yds	Ypc	TD	Lng	Ypg	Rec	Yds	TD	Lng
1946		64	292	4.6	0			0	0	0	
1947		45	210	4.7	3			0	0	0	
1948		90	428	4.8	3			1	15	0	
1949		134	544	4.1	5			2	-15	0	
Totals		**333**	**1474**	**4.4**	**11**			**3**	**0**	**0**	

CHERPINSKY, DICK • RB • 6-1, 190 • SIOUX CITY, IOWA

Yr.	G	Att	Yds	Ypc	TD	Lng	Ypg	Rec	Yds	TD	Lng
1951		55	246	4.5	2			8	85	2	
1952		62	278	4.5	3			3	43	0	
Totals		**117**	**524**	**4.5**	**5**			**11**	**128**	**2**	

CIMBUREK, JERRY • RB • 6-0, 190 • CEDAR RAPIDS, IOWA

Yr.	G	Att	Yds	Ypc	TD	Lng	Ypg	Rec	Yds	TD	Lng
1950		16	77	4.8	1			0	0	0	
Totals		**16**	**77**	**4.8**	**1**			**0**	**0**	**0**	

CINEFRO, JOHN • DL • 6-2, 212 • CLARENDON HILLS, ILLINOIS

Yr.	G	Tkls	Ast	Sks	TFL-Yd	Int	TD	FF	FR
1986	11	38	15	5	7-39	0	0	2	0
1988	8	34	19	1	2-7	0	0	0	0
Totals	**19**	**72**	**34**	**6**	**9-46**	**0**	**0**	**2**	**0**

CLAPPER, JIM • P/WR • 6-0, 187 • OTTAWA, ILLINOIS

Yr.	G	P	Yds	Avg	Lng
1960		2	48	24.0	
Totals		**2**	**48**	**24.0**	

Yr.	G	Rec	Yds	Ypr	TD	Lng	Ypg	Att	Yds	TD	Lng
1961		2	7	3.5	0			0	0	0	
Totals		**2**	**7**	**3.5**	**0**			**0**	**0**	**0**	

CLARK, BOB • P/WR • 6-4, 198 • WINTERSET, IOWA

Yr.	G	P	Yds	Avg	Lng
1953		9	333	37.0	
1954		5	150	30.0	
Totals		**14**	**483**	**34.5**	

Yr.	G	Rec	Yds	Ypr	TD	Lng	Ypg	Att	Yds	TD	Lng
1953		7	64	9.1	0			1	14	0	
1954		1	7	7.0	0			0	0	0	
Totals		**8**	**71**	**8.9**	**0**			**1**	**14**	**0**	

CLARK, DERRIK • LB • 6-4, 245 • LIVERMORE, IOWA

Yr.	G	Tkls	Ast	Sks	TFL-Yd	Int	TD	FF	FR
1996	11	115	29	7	12-73	0	0	1	0
1997	10	29	9	0	2-6	1	0	0	1
Totals	**21**	**144**	**38**	**7**	**14-79**	**1**	**0**	**1**	**1**

CLAUSEN, NICK • DL • 6-5, 258 • HOLSTEIN, IOWA

Yr.	G	Tkls	Ast	Sks	TFL-Yd	Int	TD	FF	FR
1991	4	5	5	0	0-0	0	0	0	0
1992	6	1	0	0	0-0	0	0	0	0
1993	10	9	6	0	0-0	0	0	0	0
1994	4	9	6	0	1-2	0	0	0	0
Totals	**24**	**24**	**17**	**0**	**1-2**	**0**	**0**	**0**	**0**

CLAY, OZZIE • RB • 6-0, 188 • HICKORY, NORTH CAROLINA

Yr.	G	Att	Yds	Ypc	TD	Lng	Ypg	Rec	Yds	TD	Lng
1961		26	138	5.3	3			0	0	0	
1962		28	130	4.6	1			1	5	0	
1963		20	43	2.2	0			1	3	0	
Totals		**74**	**311**	**4.2**	**4**			**2**	**8**	**0**	

CLAYBERG, DAVE • P/RB • 6-0, 189 • STORY CITY, IOWA

Yr.	G	P	Yds	Avg	Lng
1960		3	162	54.0	
1961		7	329	47.0	
Totals		**10**	**491**	**49.1**	

Yr.	G	Att	Yds	Ypc	TD	Lng	Ypg	Rec	Yds	TD	Lng
1960		40	153	3.8	2			0	0	0	
1961		13	30	2.3	0			0	0	0	
1962		8	19	2.4	0			1	15	0	
Totals		**61**	**202**	**3.3**	**2**			**1**	**15**	**0**	

CLEAR, SAM • DB • 6-1, 201 • CHICAGO, ILLINOIS

Yr.	G	Tkls	Ast	Sks	TFL-Yd	Int	TD	FF	FR
1982		9	5	0	0-0	0	0	0	0
1983	10	36	22	0	2-5	1	0	0	0
Totals		**45**	**27**	**0**	**2-5**	**1**	**0**	**0**	**0**

CLEMONS, MIKE • DB • 6-1, 183 • CHICAGO, ILLINOIS

Yr.	G	Tkls	Ast	Sks	TFL-Yd	Int	TD	FF	FR
1976		34	20		0-0	3	0	1	0
1977		68	37		0-0	1	0	2	1
1978		38	18		1-1	1	0	1	0
Totals		**140**	**75**		**1-1**	**5**	**0**	**4**	**1**

CLENDENING, BOB • PK • 5-10, 180 • FRANKLIN PARK, ILLINOIS

Yr.	G	PAT	Att	Pct	FG	FGA	Pct	Lng	TP
1950		18	26	.692					18
1951		20	30	.667	1				23
1952		17	22	.773					17
Totals		**55**	**78**	**.705**	**1**				**58**

CLEWIS, HAROLD • DB • 5-9, 193 • MISSOURI CITY, TEXAS

Yr.	G	Tkls	Ast	Sks	TFL-Yd	Int	TD	FF	FR
2000	1	2	0	0	0-0	0	0	1	0
2001	11	32	10	0	1-1	2	0	0	1
2002	14	14	5	0	0-0	0	0	1	2
2003	12	41	9	0	2.5-8	0	0	0	0
Totals	**38**	**89**	**24**	**0**	**3.5-9**	**2**	**0**	**2**	**3**

COE, RODNEY • DL • 6-3, 305 • FULTON, MISSOURI

Yr.	G	Tkls	Ast	Sks	TFL-Yd	Int	TD	FF	FR	TD
2013	12	37	15	0	5-11	0	0	0	0	0
Totals	**12**	**37**	**15**	**0**	**5-11**	**0**	**0**	**0**	**0**	**0**

COFFEY, RAY • RB • 5-10, 180 • CHARITON, IOWA

Yr.	G	Att	Yds	Ypc	TD	Lng	Ypg	Rec	Yds	TD	Lng
1967		6	45	7.5	0			0	0	0	
1969		18	97	5.4	0			3	4	0	
Totals		**24**	**142**	**5.9**	**0**			**3**	**4**	**0**	

COLE, JEFF • LB • 6-1, 225 • WEST DES MOINES, IOWA

Yr.	G	Tkls	Ast	Sks	TFL-Yd	Int	TD	FF	FR
1991	9	40	17	0	1-1	0	0	0	0
1992	11	51	33	3	5-18	0	0	0	0
1993	11	123	43	1	5-19	1	0	1	1
1994	2	19	10	0	1-2	0	0	0	0
Totals	**33**	**233**	**103**	**4**	**12-40**	**1**	**0**	**1**	**1**

COLE, SCOTT • LB • 6-1, 210 • ANKENY, IOWA

Yr.	G	Tkls	Ast	Sks	TFL-Yd	Int	TD	FF	FR
1976		15	9		0-0	0	0	0	2
1977		15	8		0-0	0	0	0	0
1978		66	25		2-4	0	0	0	1
1979		44	22		1-2	0	0	0	1
Totals		**140**	**64**		**3-6**	**0**	**0**	**0**	**4**

COLEMAN, BEAU • DL • 6-1, 239 • SAN DIEGO, CALIFORNIA

Yr.	G	Tkls	Ast	Sks	TFL-Yd	Int	TD	FF	FR
2001	11	43	24	1	2.5-13	0	0	0	0
2002	14	80	32	4	5-29	0	0	0	1
Totals	**25**	**123**	**56**	**5**	**7.5-42**	**0**	**0**	**0**	**1**

COLEMAN, GREG • RB • 6-0, 225 • IOWA CITY, IOWA

Yr.	G	Att	Yds	Ypc	TD	Lng	Ypg	Rec	Yds	TD	Lng
2004	9	1	2	2.0	0	2	0.2	0	0	0	0
2005	10	116	419	3.6	2	28	41.9	5	22	1	10
Totals	**19**	**117**	**421**	**3.6**	**2**	**28**	**22.2**	**5**	**22**	**1**	**10**

COLEMAN, JUSTIN • WR • 5-11, 188 • BEATRICE, NEBRASKA

Yr.	G	Rec	Yds	Ypr	TD	Lng	Ypg	Att	Yds	TD	Lng
2012	11	0	0	0	0	0	0	0	0	0	0
2013	12	31	442	14.3	3	59	36.8	0	0	0	0
Totals	**23**	**31**	**442**	**14.3**	**3**	**59**	**19.2**	**0**	**0**	**0**	**0**

COLEMAN, LON • LB • 6-2, 215 • MIAMI, FLORIDA

Yr.	G	Tkls	Ast	Sks	TFL-Yd	Int	TD	FF	FR
1971		6	2			0	0		1
1972		14	7			0	0		1
1973		28	10			0	0	2	2
Totals		**48**	**19**			**0**	**0**	**2**	**4**

COLEMAN, RAY • WR • 6-2, 196 • WAUKEGAN, ILLINOIS

Yr.	G	Rec	Yds	Ypr	TD	Lng	Ypg	Att	Yds	TD	Lng
1969		3	25	8.3	2			1	1	0	
Totals		**3**	**25**	**8.3**	**2**			**1**	**1**	**0**	

COLON, KEVIN • DB • 6-0, 186 • KANSAS CITY, KANSAS

Yr.	G	Tkls	Ast	Sks	TFL-Yd	Int	TD	FF	FR
1985	11	40	15	0	0-0	0	0	1	0
1986	11	52	22	2	4-18	1	0	2	1
Totals	**22**	**92**	**37**	**2**	**4-18**	**1**	**0**	**3**	**1**

CONDITT, GEORGE • DL • 6-5, 253 • CHICAGO, ILLINOIS

Yr.	G	Tkls	Ast	Sks	TFL-Yd	Int	TD	FF	FR
1990	6	14	7	1	1-8	0	0	0	0
1992	8	17	8	1	3-10	0	0	1	0
Totals	**14**	**31**	**15**	**2**	**4-18**	**0**	**0**	**1**	**0**

CONGIARDO, FRANK • P/RB • 5-11, 175 • MURPHYSBORO, ILLINOIS

Yr.	G	P	Yds	Avg	Lng
1950		4	133	33.3	
1951		11	391	35.6	
1952		4	101	25.3	
Totals		**19**	**625**	**32.9**	

Yr.	G	Att	Yds	Ypc	TD	Lng	Ypg	Rec	Yds	TD	Lng
1950		59	153	2.6	3			8	120	0	
1951		99	315	3.2	2			11	98	1	
1952		34	129	3.8	1			7	54	1	
Totals		**192**	**597**	**3.1**	**6**			**26**	**272**	**2**	

COOPER, FRANK • RB • 5-11, 199 • RIVIERA BEACH, FLORIDA

Yr.	G	Att	Yds	Ypc	TD	Lng	Ypg	Rec	Yds	TD	Lng
1975		1	4	4.0	0	4		0	0	0	0
1976		29	113	3.9	2	12		0	0	0	0
1977		3	4	1.3	0	2		0	0	0	0
Totals		**33**	**121**	**3.7**	**2**	**12**		**0**	**0**	**0**	**0**

COOPER, JOHN • QB • 6-0, 180 • HEISKELL, TENNESSEE

Yr.	G	Att	Com	Int	Pct	Yds	TD	Lng	Rat	Ypg	Att	Yds	TD	Lng
1959		7	2	1	.286	21	0		25.2		14	38	0	
1960		11	5	3	.455	107	1		102.6		8	30	1	
1961		11	4	1	.364	60	0		64.0		8	3	0	
Totals		**29**	**11**	**5**	**.379**	**188**	**1**		**69.3**		**30**	**71**	**1**	

COOPER, MICHAEL • LB • 6-1, 215 • OMAHA, NEBRASKA

Yr.	G	Tkls	Ast	Sks	TFL-Yd	Int	TD	FF	FR
1994	11	70	45	0	3-5	1	0	0	0
1995	11	108	41	2	4-20	0	0	1	2
1996	11	83	23	0	6-13	1	0	0	1
1997	11	111	40	0	2-7	0	0	0	2
Totals	**44**	**372**	**149**	**2**	**15-45**	**2**	**0**	**1**	**5**

COPELAND, TIM • WR • 6-5, 194 • WILLINGBORO, NEW JERSEY

Yr.	G	Rec	Yds	Ypr	TD	Lng	Ypg	Att	Yds	TD	Lng
1980		2	44	22.0	0	30		0	0	0	0
Totals		**2**	**44**	**22.0**	**0**	**30**		**0**	**0**	**0**	**0**

COTTON, DARIAN • DB • 5-11, 200 • MOUNT PLEASANT, IOWA

Yr.	G	Tkls	Ast	Sks	TFL-Yd	Int	TD	FF	FR
2012	7	0	0	0	0-0	0	0	0	0
2013	11	3	2	0	0-0	0	0	0	0
2014	12	27	15	0	1.5-1	0	0	0	0
2015	12	34	8	0	2.5-4	0	0	2	0
Totals	**42**	**64**	**25**	**0**	**4.0-5**	**0**	**0**	**2**	**0**

COTTON-MOYA, KAMARI • DB • 6-1, 200 • BAKERSFIELD, CALIFORNIA

Yr.	G	Tkls	Ast	Sks	TFL-Yd	Int	TD	FF	FR
2014	12	77	22	0	2-4	0	0	0	1
2015	6	40	14	0	2.5-5	0	0	0	0
2016	11	73	15	0	2-3	2	1	1	1
2017	11	60	21	0	3.0-17	3	1	0	0
Totals	**40**	**250**	**72**	**0**	**9.5-29**	**5**	**2**	**1**	**2**

COUCH, THERMAN • DL • 6-3, 219 • CHAPEL HILL, NORTH CAROLINA

Yr.	G	Tkls	Ast	Sks	TFL-Yd	Int	TD	FF	FR	TD
1969		7	3			0	0		0	0
1970		106	65			0	0		0	0
Totals		**113**	**68**			**0**	**0**		**0**	**0**

COUGHLIN, KEVIN • DB • 6-1, 189 • WATERLOO, IOWA

Yr.	G	Tkls	Ast	Sks	TFL-Yd	Int	TD	FF	FR
1980		12	3		0-0	0	0	0	0
1981		33	11		3-10	0	0	0	1
Totals		**45**	**14**		**3-10**	**0**	**0**	**0**	**1**

COUSIN, DEVLYN • DL • 6-1, 295 • ST. MARYS, GEORGIA

Yr.	G	Tkls	Ast	Sks	TFL-Yd	Int	TD	FF	FR
2013	7	6	3	0	1.5-3	0	0	0	0
2014	9	12	10	1	1-9	0	0	0	0
Totals	**16**	**18**	**13**	**1**	**2.5-12**	**0**	**0**	**0**	**0**

COX, DICK • RB • 6-0, 185 • AMES, IOWA

Yr.	G	Att	Yds	Ypc	TD	Lng	Ypg	Rec	Yds	TD	Lng
1951		17	44	2.6	0			6	95	1	
1952		44	137	3.1	0			11	100	1	
1953		43	142	3.3	1			6	128	1	
Totals		**104**	**323**	**3.2**	**1**			**23**	**323**	**3**	

COX, MIKE • RB • 6-1, 200 • AMES, IOWA

Yr.	G	Att	Yds	Ypc	TD	Lng	Ypg	Rec	Yds	TD	Lng
1962		1	3	3.0	0			0	0	0	
1963		29	93	3.2	0			1	11	0	
1964		27	112	4.1	1			0	0	0	
Totals		**57**	**208**	**3.6**	**1**			**1**	**11**	**0**	

COZZI, STAN • RB • 5-11, 188 • MARSHALLTOWN, IOWA

Yr.	G	Att	Yds	Ypc	TD	Lng	Ypg	Rec	Yds	TD	Lng
1951		61	171	2.8	5			9	134	1	
1952		59	258	4.4	4			5	19	0	
Totals		**120**	**429**	**3.6**	**9**			**14**	**153**	**1**	

CRAWFORD, LARRY • DB • 5-11, 175 • MIAMI, FLORIDA

Yr.	G	Tkls	Ast	Sks	TFL-Yd	Int	TD	FF	FR
1977		5	0		0-0	0	0	1	0
1978		27	14		0-0	2	0	0	1
1979		65	25		1-4	3	0	1	0
1980		22	7		2-6	4	0	0	0
Totals		**119**	**46**		**3-10**	**8**	**0**	**2**	**1**

CREER, BREION • DL • 6-3, 280 • BLOOMINGTON, MINNESOTA

Yr.	G	Tkls	Ast	Sks	TFL-Yd	Int	TD	FF	FR
2016	7	8	6	0	0-0	0	0	0	0
Totals	**7**	**8**	**6**	**0**	**0-0**	**0**	**0**	**0**	**0**

CRONEY, SHELDON • RB • 5-11, 206 • BAKERSFIELD, CALIFORNIA

Yr.	G	Att	Yds	Ypc	TD	Lng	Ypg	Rec	Yds	TD	Lng
2017	10	31	159	5.1	1	25	15.9	6	51	0	34
2018	12	23	56	2.4	1	14	4.7	9	71	0	25
2019	12	30	96	3.2	1	14	8	10	60	0	15
Totals	**34**	**84**	**311**	**3.7**	**3**	**25**	**9.14**	**25**	**182**	**0**	**34**

CRUTCHFIELD, DWAYNE • RB • 6-0, 225 • CINCINNATI, OHIO

Yr.	G	Att	Yds	Ypc	TD	Lng	Ypg	Rec	Yds	TD	Lng
1980		284	1312	4.6	11	50		8	87	0	15
1981		307	1189	3.9	17	40		24	154	0	25
Totals		**591**	**2501**	**4.2**	**28**	**50**		**32**	**241**	**0**	**25**

CULBERTSON, BRET • PK • 6-6, 185 • DES MOINES, IOWA

Yr.	G	PAT	Att	Pct	FG	FGA	Pct	Lng	TP
2004	7	16	16	1.000	8	10	.800	37	40
2005	9	34	34	1.000	12	16	.750	45	70
2006	12	24	24	1.000	8	11	.727	52	48
2007	12	26	26	1.000	10	18	.556	42	56
Totals	**40**	**100**	**100**	**1.000**	**38**	**55**	**.691**	**52**	**214**

CUMMINS, CAL • RB • 5-11, 200 • FREEPORT, ILLINOIS

Yr.	G	Att	Yds	Ypc	TD	Lng	Ypg	Rec	Yds	TD	Lng
1976		100	397	4.0	3	20		1	9	0	9
1977		126	518	4.1	2	31		3	28	1	18
Totals		**226**	**915**	**4.0**	**5**	**31**		**4**	**37**	**1**	**18**

CUNNINGHAM, JIM • DL • 6-0, 195 • FT. LAUDERDALE, FLORIDA

Yr.	G	Tkls	Ast	Sks	TFL-Yd	Int	TD	FF	FR
1965		5	2			0	0		0
1966		3	2			1	0		0
Totals		**8**	**4**			**1**	**0**		**0**

CURRY, JEFF • RB • 5-8, 185 • CINCINNATI, OHIO

Yr.	G	Att	Yds	Ypc	TD	Lng	Ypg	Rec	Yds	TD	Lng
1975		3	22	7.3	0	16		0	0	0	0
1976		35	176	5.0	1	15		1	17	1	17
1977		29	152	5.2	3	29		0	0	0	0
1978		37	125	3.4	0	11		0	0	0	0
Totals		**104**	**475**	**4.6**	**4**	**29**		**1**	**17**	**1**	**17**

CURVEY, BRENT • DL • 6-0, 295 • HOUSTON, TEXAS

Yr.	G	Tkls	Ast	Sks	TFL-Yd	Int	TD	FF	FR
2003	11	63	19	2	6.5-15	0	0	1	1
2004	12	52	23	1.5	5-13	0	2	0	2
2005	12	61	29	6.5	8.5-57	1	1	0	1
2006	12	46	22	7	12.5-57	0	0	1	0
Totals	**47**	**222**	**93**	**17**	**32.5-142**	**1**	**3**	**2**	**4**

CUVELIER, DICK • DL • 6-4, 270 • JACKSON JUNCTION, IOWA

Yr.	G	Tkls	Ast	Sks	TFL-Yd	Int	TD	FF	FR
1976		12	6		0-0	1	0	0	0
Totals		**12**	**6**		**0-0**	**1**	**0**	**0**	**0**

DABNEY, ROBERT • DL • 6-2, 229 • ST. LOUIS, MISSOURI

Yr.	G	Tkls	Ast	Sks	TFL-Yd	Int	TD	FF	FR
1986	11	59	22	2	7-47	0	0	0	2
1987	11	74	36	0	0-0	0	0	0	1
Totals	**22**	**133**	**58**	**2**	**7-47**	**0**	**0**	**0**	**3**

DALEY, DONDRE • WR • 6-1, 191 • TARPON SPRINGS, FLORIDA

Yr.	G	Rec	Yds	Ypr	TD	Lng	Ypg	Att	Yds	TD	Lng
2013	12	13	127	9.8	0	30	10.6	0	0	0	0
2014	12	21	208	9.9	1	16	17.3	0	0	0	0
2015	10	24	244	10.2	2	36	24.4	0	0	0	0
2016	11	24	406	16.9	3	59	36.9	0	0	0	0
Totals	**45**	**82**	**985**	**12.0**	**6**	**59**	**21.9**	**0**	**0**	**0**	**0**

DANIELS, THADD • DB • 6-1, 205 • COMPTON, CALIFORNIA

Yr.	G	Tkls	Ast	Sks	TFL-Yd	Int	TD	FF	FR
2016	10	10	5	0	0-0	0	0	0	0
2017	3	2	0	0	0	0	0	0	0
Totals	**13**	**12**	**5**	**0**	**0-0**	**0**	**0**	**0**	**0**

DANIELS, JAVON • DB • 6-1, 182 • SAN BERNARDINO, CALIFORNIA

Yr.	G	Tkls	Ast	Sks	TFL-Yd	Int	TD	FF	FR
1998	10	19	5	0	1-4	0	0	0	1
Totals	**10**	**19**	**5**	**0**	**1-4**	**0**	**0**	**0**	**1**

DANIELSEN, LANE • WR • 6-0, 192 • DIKE, IOWA

Yr.	G	Rec	Yds	Ypr	TD	Lng	Ypg	Att	Yds	TD	Lng
2000	11	5	151	30.2	2	55	13.7	0	0	0	0
2001	11	49	694	14.2	4	51	63.1	7	72	1	32
2002	14	63	1073	17.0	3	60	76.6	15	123	3	79
2003	12	46	772	16.8	5	80	64.3	9	15	1	13
Totals	**48**	**163**	**2690**	**16.5**	**14**	**80**	**56.0**	**31**	**210**	**5**	**79**

DANOWSKY, PHIL • RB • 6-0, 201 • CEDAR RAPIDS, IOWA

Yr.	G	Att	Yds	Ypc	TD	Lng	Ypg	Rec	Yds	TD	Lng
1972		25	102	4.1	0			1	3	0	
1973		60	187	3.1	4			3	30	0	
1974		113	385	3.4	7	30		3	20	0	7
Totals		**198**	**674**	**3.4**	**11**	**30**		**7**	**53**	**0**	**7**

DARKS, DARIUS • WR • 6-1, 189 • AUSTIN, TEXAS

Yr.	G	Rec	Yds	Ypr	TD	Lng	Ypg	Att	Yds	TD	Lng
2008	12	49	477	9.7	1	54	39.8	1	5	0	5
2009	13	28	303	10.8	2	45	23.3	2	17	0	14
2010	12	29	355	12.2	1	37	29.6	0	0	0	0
2011	12	21	211	10.0	3	37	17.6	0	0	0	0
Totals	**49**	**127**	**1346**	**10.6**	**7**	**54**	**27.5**	**3**	**22**	**0**	**14**

DAVIS, ANTHONY • DB • 5-11, 188 • WEBSTER, FLORIDA

Yr.	G	Tkls	Ast	Sks	TFL-Yd	Int	TD	FF	FR
1983	10	35	11	0	4-6	1	0	0	0
1984	11	94	51	1	2-7	1	0	0	0
Totals	**21**	**129**	**62**	**1**	**6-13**	**2**	**0**	**0**	**0**

DAVIS, DAE'SHAWN • LB • 6-0, 218 • CLEVELAND, OHIO

Yr.	G	Tkls	Ast	Sks	TFL-Yd	Int	TD	FF	FR
2020	12	6	3	0	0.5-2	0	0	0	1
2021	7	10	6	0	1.5-2	0	0	0	0
Totals	**19**	**16**	**9**	**0**	**2.0-4**	**0**	**0**	**0**	**1**

DAVIS, DARREN • RB • 5-8, 190 • MIAMI, FLORIDA

Yr.	G	Att	Yds	Ypc	TD	Lng	Ypg	Rec	Yds	TD	Lng
1996	11	30	204	6.8	0	45	18.5	8	117	1	41
1997	9	212	1005	4.7	5	39	111.7	16	130	0	26
1998	11	294	1166	4.0	7	42	106.0	29	242	2	65
1999	11	287	1388	4.8	14	56	126.2	21	160	2	42
Totals	**42**	**823**	**3763**	**4.6**	**26**	**56**	**89.6**	**74**	**649**	**5**	**65**

DAVIS, JON • WR • 6-4, 203 • PAPILLION, NEBRASKA

Yr.	G	Rec	Yds	Ypr	TD	Lng	Ypg	Att	Yds	TD	Lng
2002	2	0	0	0	0	0	0	0	0	0	0
2003	7	1	4	4.0	0	4	0.6	0	0	0	0
2004	12	48	614	12.8	2	77	51.2	9	103	0	28
2005	12	41	319	7.8	2	16	26.6	3	9	0	11
2006	11	36	508	14.1	2	44	46.2	1	-1	0	0
Totals	**44**	**126**	**1445**	**11.5**	**6**	**77**	**32.8**	**13**	**111**	**0**	**28**

DAVIS, SAMMY • WR • 5-9, 165 • CHICAGO, ILLINOIS

Yr.	G	Rec	Yds	Ypr	TD	Lng	Ypg	Att	Yds	TD	Lng
1968		4	47	11.8	1			2	11	1	
1971		0	0	0.0	0	0		8	36	0	
Totals		**4**	**47**	**11.8**	**1**	**0**		**10**	**47**	**1**	

DAVIS, TOMMY • RB • 5-8, 190 • EAST ST. LOUIS, ILLINOIS

Yr.	G	Att	Yds	Ypc	TD	Lng	Ypg	Rec	Yds	TD	Lng
1981	9	35	129	3.7	1	18	14.3	13	114	0	33
1982	11	193	832	4.3	3	75	75.7	14	80	0	13
1983	11	156	396	2.5	4	15	36.0	24	155	1	24
1984	10	71	304	4.3	1	18	30.4	29	213	1	23
Total	**41**	**455**	**1661**	**3.7**	**9**	**75**	**40.5**	**80**	**562**	**2**	**33**

DAVIS, TROY • RB • 5-9, 185 • MIAMI, FLORIDA

Yr.	G	Att	Yds	Ypc	TD	Lng	Ypg	Rec	Yds	TD	Lng
1994	9	35	187	5.3	0	37	20.8	6	35	0	14
1995	11	345	2010	5.8	15	80	182.7	14	159	1	34
1996	11	402	2185	5.4	21	61	198.6	13	64	0	17
Totals	**31**	**782**	**4382**	**5.6**	**36**	**80**	**141.4**	**33**	**258**	**1**	**34**

DAVIS, TYRONE • LB • 6-1, 210 • HOUSTON, TEXAS

Yr.	G	Tkls	Ast	Sks	TFL-Yd	Int	TD	FF	FR
1988	10	49	27	0	0-0	0	0	0	0
Totals	**10**	**49**	**27**	**0**	**0-0**	**0**	**0**	**0**	**0**

DEAN, EASTON • TE • 6-6, 251 • OSWEGO, KANSAS

Yr.	G	Rec	Yds	Ypr	TD	Lng	Ypg	Att	Yds	TD	Lng
2020	12	1	25	25.0	0	25	2.1	0	0	0	0
2021	13	1	18	18.0	0	18	1.4	0	0	0	0
Totals	**25**	**2**	**43**	**21.5**	**0**	**25**	**1.7**	**0**	**0**	**0**	**0**

DEE, JACK • RB • 5-10, 175 • DOWNERS GROVE, ILLINOIS

Yr.	G	Att	Yds	Ypc	TD	Lng	Ypg	Rec	Yds	TD	Lng
1955		13	40	3.1	0			1	11	0	
Totals		**13**	**40**	**3.1**	**0**			**1**	**11**	**0**	

DEGENNARO, DEREK • QB • 6-4, 210 • FORT LAUDERDALE, FLORIDA

Yr.	G	Att	Com	Int	Pct	Yds	TD	Lng	Rat	Ypg	Att	Yds	TD	Lng
1985	7	26	12	3	.462	119	1	24	74.2	17.0	16	5	0	12
1987	11	73	37	5	.507	450	1	64	93.3	40.9	35	-79	0	12
1988	5	17	8	0	.471	113	1	35	122.3	22.6	3	-4	0	2
Totals	**23**	**116**	**57**	**8**	**.491**	**682**	**3**	**64**	**93.3**	**29.7**	**54**	**-78**	**0**	**12**

DEKKERS, HUNTER • QB • 6-3, 235 • HAWARDEN, IOWA

Yr.	G	Att	Com	Int	Pct	Yds	TD	Lng	Rat	Ypg	Att	Yds	TD	Lng
2020	3	7	5	0	.714	118	1	38	260.2	39.3	3	12	1	12
2021	4	36	20	1	.556	193	2	23	113.4	48.3	4	61	1	41
Totals	**7**	**43**	**25**	**1**	**.581**	**311**	**3**	**38**	**137.3**	**44.4**	**7**	**73**	**2**	**41**

DELBRIDGE, JACK • RB • 5-11, 180 • CEDAR RAPIDS, IOWA

Yr.	G	Att	Yds	Ypc	TD	Lng	Ypg	Rec	Yds	TD	Lng
1949		3	35	11.7	0			0	0	0	
Totals		**3**	**35**	**11.7**	**0**			**0**	**0**	**0**	

DENNIS, BRIAN • WR • 6-5, 190 • CHICAGO, ILLINOIS

Yr.	G	Rec	Yds	Ypr	TD	Lng	Ypg	Att	Yds	TD	Lng
1956		2	48	24.0	0			0	0	0	0
1957		15	252	16.8	3			1	9	0	9
Totals		**17**	**300**	**17.6**	**3**			**1**	**9**	**0**	**9**

DENNIS, CLIFF • P/QB • 6-0, 197 • PLATTEVILLE, WISCONSIN

Yr.	G	P	Yds	Avg	Lng
1946		9	371	41.2	
Totals		**9**	**371**	**41.2**	

Yr.	G	Att	Com	Int	Pct	Yds	TD	Lng	Rat	Ypg	Att	Yds	TD	Lng
1946		10	5	0	.500	79	0		116.4		7	17	0	
Totals		**10**	**5**	**0**	**.500**	**79**	**0**		**116.4**		**7**	**17**	**0**	

DENSMORE, DOUG • DB • 5-10, 195 • STERLING, ILLINOIS

Yr.	G	Tkls	Ast	Sks	TFL-Yd	Int	TD	FF	FR
1997	9	29	7	0	0-0	0	0	0	1
1998	11	22	6	0	0-0	1	0	0	1
1999	10	6	6	0	0-0	1	0	0	0
2000	11	49	16	0	1-1	1	0	0	1
Totals	**41**	**106**	**35**	**0**	**1-1**	**3**	**0**	**0**	**3**

DERONDE, KEVIN • DL • 6-5, 251 • PELLA, IOWA

Yr.	G	Tkls	Ast	Sks	TFL-Yd	Int	TD	FF	FR
1998	10	21	5	2.5	3.5-23	0	0	0	0
1999	11	36	25	1	3-11	0	0	0	0
2000	11	60	27	2	7-26	0	0	0	0
2001	11	71	37	2	3.5-22	0	0	0	0
Totals	**43**	**188**	**94**	**7.5**	**17-82**	**0**	**0**	**0**	**0**

DIBIASE, DENNIS • TE • 6-2, 245 • JOLIET, ILLINOIS

Yr.	G	Rec	Yds	Ypr	TD	Lng	Ypg	Att	Yds	TD	Lng
1994	10	1	9	9.0	0	9	0.9	0	0	0	0
1995	11	12	94	7.8	2	13	8.5	0	0	0	0
1996	11	11	100	9.1	1	21	9.1	0	0	0	0
Totals	**32**	**24**	**203**	**8.5**	**3**	**21**	**6.3**	**0**	**0**	**0**	**0**

DIMITRI, GEORGE • DL • 6-0, 223 • CHICAGO, ILLINOIS

Yr.	G	Tkls	Ast	Sks	TFL-Yd	Int	TD	FF	FR
1966		26	16			0	0		0
1967		49	26			0	0		0
1968		78	50			0	0		2
Totals		**153**	**92**			**0**	**0**		**2**

DIXON, AL • TE • 6-5, 216 • EAST ST. LOUIS, ILLINOIS

Yr.	G	Rec	Yds	Ypr	TD	Lng	Ypg	Att	Yds	TD	Lng
1974		11	149	13.5	0	21		0	0	0	0
1975		4	65	16.2	0	20		0	0	0	0
1976		25	336	13.4	4	28		0	0	0	0
Totals		**40**	**550**	**13.8**	**4**	**28**		**0**	**0**	**0**	**0**

DOBBINS, TIM • LB • 6-2, 245 • NASHVILLE, TENNESSEE

Yr.	G	Tkls	Ast	Sks	TFL-Yd	Int	TD	FF	FR
2004	12	61	28	.5	3.5-8	2	0	0	1
2005	12	103	55	1	7.5-22	1	0	1	0
Totals	**24**	**164**	**83**	**1.5**	**11-30**	**3**	**0**	**1**	**1**

DOERING, PETE • DL • 6-4, 227 • MASON CITY, IOWA

Yr.	G	Tkls	Ast	Sks	TFL-Yd	Int	TD	FF	FR
1987	5	14	10	0	1-4	0	0	0	0
Totals	**5**	**14**	**10**	**0**	**1-4**	**0**	**0**	**0**	**0**

DOLE, JEFF • DB • 6-2, 202 • GRUNDY CENTER, IOWA

Yr.	G	Tkls	Ast	Sks	TFL-Yd	Int	TD	FF	FR
1985	5	0	0	0	0-0	0	0	0	0
1986	11	20	6	0	1-1	0	0	0	0
1987	11	98	40	0	5-9	0	0	4	2
1988	11	135	67	1	3-23	1	1	4	3
Totals	**38**	**253**	**113**	**1**	**9-33**	**1**	**1**	**8**	**5**

DONOHUE, JERRY • WR • 6-1, 192 • DES MOINES, IOWA

Yr.	G	Rec	Yds	Ypr	TD	Lng	Ypg	Att	Yds	TD	Lng
1955		1	11	11.0	0	11		25	75	1	
1956		1	19	19.0	0	19		0	0	0	
Totals		**2**	**30**	**15.0**	**0**	**19**		**25**	**75**	**1**	

DORAN, JIM • WR • 6-2, 195 • BEAVER, IOWA

Yr.	G	Rec	Yds	Ypr	TD	Lng	Ypg	Att	Yds	TD	Lng
1948		3	71	23.7	0			0	0	0	
1949		34	688	20.2	4			10	58	0	
1950		42	651	15.5	6			1	-5	0	
Totals		**79**	**1410**	**17.8**	**10**			**11**	**53**	**0**	

DORAN JR., JIM • LB • 6-0, 200 • PATON, IOWA

Yr.	G	Tkls	Ast	Sks	TFL-Yd	Int	TD	FF	FR
1988	1	1	0	0	0-0	0	0	0	0
1989	9	12	7	0	0-0	0	0	1	0
1990	8	49	23	0	1-1	0	0	1	0
Totals	**18**	**62**	**30**	**0**	**1-1**	**0**	**0**	**2**	**0**

DORAN, LANT • DB • 6-1, 204 • PATON, IOWA

Yr.	G	Tkls	Ast	Sks	TFL-Yd	Int	TD	FF	FR
1989	5	5	3	0	0-0	0	0	0	0
1990	8	9	5	0	0-0	0	0	0	0
1991	8	5	2	0	0-0	0	0	0	0
Totals	**21**	**19**	**10**	**0**	**0-0**	**0**	**0**	**0**	**0**

DOSTAL, DAN • TE • 6-5, 246 • GRETNA, NEBRASKA

Yr.	G	Rec	Yds	Ypr	TD	Lng	Ypg	Att	Yds	TD	Lng
1992	11	2	49	24.5	0	29	4.5	0	0	0	0
1993	11	1	1	1.0	0	1	0.1	0	0	0	0
Totals	**22**	**3**	**50**	**16.7**	**0**	**29**	**2.3**	**0**	**0**	**0**	**0**

DOUBRAVA, MARK • DB • 6-0, 192 • URBANDALE, IOWA

Yr.	G	Tkls	Ast	Sks	TFL-Yd	Int	TD	FF	FR
1989	7	19	11	0	0-0	1	0	0	0
1990	11	122	63	0	2-11	1	0	5	0
1991	11	99	37	0	0-0	1	0	0	0
1992	11	94	34	0	0-0	0	0	0	1
Totals	**40**	**334**	**145**	**0**	**2-11**	**3**	**0**	**5**	**1**

DOWNING, COLIN • P • 5-11, 187 • WHITEFISH BAY, WISCONSIN

Yr.	G	P	Yds	Avg	Lng
2014	12	69	2720	39.4	64
2015	12	53	2166	40.9	61
2016	12	58	2381	41.1	67
2017	13	66	2677	40.6	61
Totals	**49**	**246**	**9944**	**40.4**	**67**

DOXZON, TODD • QB • 6-1, 191 • OMAHA, NEBRASKA

Yr.	G	Att	Com	Int	Pct	Yds	TD	Lng	Rat	Ypg	Att	Yds	TD	Lng
1993	10	22	11	1	.500	185	2	63	141.6	18.5	82	327	3	46
1994	9	90	51	3	.567	745	3	58	130.6	82.8	148	375	4	29
1995	7	100	58	4	.580	730	4	90	124.5	104.3	48	120	3	22
1996	11	231	124	9	.537	1498	12	59	117.5	136.2	86	223	4	48
Totals	**37**	**443**	**244**	**17**	**.551**	**3158**	**21**	**90**	**122.9**	**85.4**	**364**	**1045**	**14**	**48**

DUKSTEIN, GREG • WR • 6-0, 167 • ALLEN PARK, MICHIGAN

Yr.	G	Rec	Yds	Ypr	TD	Lng	Ypg	Att	Yds	TD	Lng
1967		10	138	13.8	0			0	0	0	
1969		4	43	10.8	0			0	0	0	
Totals		**14**	**181**	**12.9**	**0**			**0**	**0**	**0**	

DUNCAN, ROBBY • QB • 6-1, 178 • KENNER, LOUISIANA

Yr.	G	Att	Com	Int	Pct	Yds	TD	Lng	Rat	Ypg	Att	Yds	TD	Lng
1993	1	0	0	0	.000	0	0	0	0	0	1	8	0	8
1994	3	8	4	0	.500	42	0	21	94.1	14.0	16	33	0	14
1995	1	0	0	0	.000	0	0	0	0	0	1	-1	0	0
Totals	**5**	**8**	**4**	**0**	**.500**	**42**	**0**	**21**	**94.1**	**8.4**	**18**	**40**	**0**	**14**

DUNLEVY, SHANE • DL • 6-4, 249 • CEDAR RAPIDS, IOWA

Yr.	G	Tkls	Ast	Sks	TFL-Yd	Int	TD	FF	FR
1990	9	31	17	0	2-4	0	0	0	0
1991	1	2	2	0	0-0	0	0	0	1
1992	11	39	19	2.5	7.5-29	0	0	1	0
Totals	**21**	**72**	**38**	**2.5**	**9.5-33**	**0**	**0**	**1**	**1**

DUNN, MARK • DL • 6-5, 224 • STATE CENTER, IOWA

Yr.	G	Tkls	Ast	Sks	TFL-Yd	Int	TD	FF	FR
1989	8	3	2	0	0-0	0	0	0	0
1990	11	53	24	4	4-20	0	0	0	1
1991	11	41	20	1	3-6	0	0	0	2
Totals	**30**	**97**	**46**	**5**	**7-26**	**0**	**0**	**0**	**3**

DUNN, COREY • P • 6-0, 200 • NUMURKAH, AUSTRALIA

Yr.	G	P	Yds	Avg	Lng
2018	12	53	2129	40.2	65
2020	1	2	88	44.0	49
2021	9	21	849	40.4	57
Totals	**23**	**76**	**3066**	**40.3**	**65**

DURBIN, BEN • DL • 6-2, 275 • GILBERT, IOWA

Yr.	G	Tkls	Ast	Sks	TFL-Yd	Int	TD	FF	FR
2012	13	7	3	0	1-1	0	0	0	0
Totals	**13**	**7**	**3**	**0**	**1-1**	**0**	**0**	**0**	**0**

EARNEST, TERRY • DL • 6-4, 220 • CEDAR RAPIDS, IOWA

Yr.	G	Tkls	Ast	Sks	TFL-Yd	Int	TD	FF	FR
1977		11	4		1-6	0	0	0	0
1978		20	10		3-8	0	0	0	0
1979		14	9		0-0	0	0	0	0
Totals		**45**	**23**		**4-14**	**0**	**0**	**0**	**0**

EATON, MATTHEW • WR • 6-4, 211 • NORFOLK, VIRGINIA

Yr.	G	Rec	Yds	Ypr	TD	Lng	Ypg	Att	Yds	TD	Lng
2017	13	21	208	9.9	4	29	16.0	0	0	0	0
2018	13	27	304	11.3	2	38	23.4	0	0	0	0
Totals	**26**	**48**	**512**	**10.7**	**6**	**38**	**19.7**	**0**	**0**	**0**	**0**

ECBY, TAD • WR • 6-0, 205 • HOUSTON, TEXAS

Yr.	G	Rec	Yds	Ypr	TD	Lng	Ypg	Att	Yds	TD	Lng
2012	3	1	9	9.0	0	9	3.0	0	0	0	0
2013	12	22	233	10.6	0	32	19.4	0	0	0	0
2014	11	8	236	29.5	3	51	21.5	0	0	0	0
Totals	**26**	**31**	**478**	**15.4**	**3**	**51**	**18.4**	**0**	**0**	**0**	**0**

EDER, DAVE • DB • 5-11, 180 • ELGIN, ILLINOIS

Yr.	G	Tkls	Ast	Sks	TFL-Yd	Int	TD	FF	FR
1988	3	7	2	0	0-0	0	0	0	0
1989	11	35	10	0	0-0	0	0	0	0
1990	11	34	17	0	0-0	0	0	0	1
Totals	**25**	**76**	**29**	**0**	**0-0**	**0**	**0**	**0**	**1**

EDWARDS, DON • DL • 6-3, 230 • FORT LAUDERDALE, FLORIDA

Yr.	G	Tkls	Ast	Sks	TFL-Yd	Int	TD	FF	FR
1986	11	19	8	2	4-15	0	0	0	0
1987	6	14	5	0	0-0	0	0	2	0
1988	11	71	46	4	6-30	0	0	1	0
1989	8	32	17	3.5	3.5-19	0	0	1	1
Totals	**36**	**136**	**76**	**9.5**	**13.5-64**	**0**	**0**	**4**	**1**

EDWARDS, EVRETT • DB • 5-11, 190 • WOODBRIDGE, VIRGINIA

Yr.	G	Tkls	Ast	Sks	TFL-Yd	Int	TD	FF	FR
2016	12	52	20	0	4-11	1	0	0	0
2017	12	51	16	0	4.5-12	0	0	1	0
Totals	**24**	**103**	**36**	**0**	**8.5-23**	**1**	**0**	**1**	**0**

EICHORN, EMORY • RB • 5-11, 170 • MARSHALLTOWN, IOWA

Yr.	G	Att	Yds	Ypc	TD	Lng	Ypg	Rec	Yds	TD	Lng
1950		1	9	9.0	0			1	9	0	9
1951		18	75	4.2	1			1	10	0	10
1952		36	169	4.8	3			0	0	0	0
Totals		**55**	**253**	**4.6**	**4**			**2**	**19**	**0**	**10**

EILERS, JUSTIN • LB • 6-2, 217 • NAMPA, IDAHO

Yr.	G	Tkls	Ast	Sks	TFL-Yd	Int	TD	FF	FR
2000	11	45	20	0	0-0	0	0	0	1
2001	11	93	37	1	4-10	1	0	0	0
Totals	**22**	**138**	**57**	**1**	**4-10**	**1**	**0**	**0**	**1**

EISWORTH II, GREG • DB • 6-0, 205 • GRAND PRAIRIE, TEXAS

Yr.	G	Tkls	Ast	Sks	TFL-Yd	Int	TD	FF	FR
2018	12	87	31	1	4.0-19	1	0	2	0
2019	12	65	28	0	3.5-9	1	0	0	0
2020	12	47	16	0	1.5-5	1	0	0	1
2021	13	60	28	0	2.5-6	2	0	0	0
Totals	**49**	**259**	**103**	**1**	**11.5-39**	**5**	**0**	**2**	**1**

ELLERBE, ROOSEVELT • WR • 6-2, 190 • CAMPBELL, OHIO

Yr.	G	Rec	Yds	Ypr	TD	Lng	Ypg	Att	Yds	TD	Lng
1964		3	77	25.7	0			0	0	0	
Totals		**3**	**77**	**25.7**	**0**			**0**	**0**	**0**	

ELLIOTT, TOM • DB • 5-11, 175 • SWEA CITY, IOWA

Yr.	G	Tkls	Ast	Sks	TFL-Yd	Int	TD	FF	FR
1968		37	23			1	0		0
1969		61	35			3	1		2
Totals		**98**	**58**			**4**	**1**		**2**

ELLIS, GARY • P • 5-8, 155 • AMES, IOWA

Yr.	G	P	Yds	Avg	Lng
1960		24	835	34.8	
1961		48	1849	38.5	
1962		46	1702	37.0	
Totals		**118**	**4386**	**37.2**	

ELMORE, JAMES • DL • 6-2, 250 • SMITHTOWN, NEW YORK

Yr.	G	Tkls	Ast	Sks	TFL-Yd	Int	TD	FF	FR
1996	10	70	19	2	3-8	0	0	1	0
1997	10	44	18	3	5-25	0	0	1	1
1998	11	30	18	3	3-23	0	0	2	1
1999	9	30	13	1	1-1	0	0	0	0
Totals	**40**	**174**	**68**	**9**	**12-57**	**0**	**0**	**4**	**2**

ENGLISH, JON • QB • 6-4, 204 • BIRMINGHAM, MICHIGAN

Yr.	G	Att	Com	Int	Pct	Yds	TD	Lng	Rat	Ypg	Att	Yds	TD	Lng
1981	4	8	3	0	.375	21	0	10	59.6	5.3	6	-17	0	6
1982	6	13	7	2	.538	99	1	20	112.4	16.5	2	-5	0	4
Totals	**10**	**21**	**10**	**2**	**.476**	**120**	**1**	**20**	**92.3**	**12.0**	**8**	**-22**	**0**	**6**

ENGLISH, SCOTT • TE • 6-2, 235 • OMAHA, NEBRASKA

Yr.	G	Rec	Yds	Ypr	TD	Lng	Ypg	Att	Yds	TD	Lng
1991	11	5	86	17.2	0	27	7.8	0	0	0	0
Totals	**11**	**5**	**86**	**17.2**	**0**	**27**	**7.8**	**0**	**0**	**0**	**0**

EPPS, CARSON • WR • 6-1, 205 • JENKS, OKLAHOMA

Yr.	G	Rec	Yds	Ypr	TD	Lng	Ypg	Att	Yds	TD	Lng
2015	11	8	42	5.2	0	10	3.8	0	0	0	0
2016	12	17	213	12.5	1	46	17.75	0	0	0	0
2017	12	0	0	0	0	0	0.0	0	0	0	0
2018	4	0	0	0	0	0	0.0	0	0	0	0
Totals	**39**	**25**	**255**	**10.2**	**1**	**46**	**6.5**	**0**	**0**	**0**	**0**

ESPINOZA, ALEX • QB • 6-1, 192 • EAST LOS ANGELES, CALIFORNIA

Yr.	G	Att	Com	Int	Pct	Yds	TD	Lng	Rat	Ypg	Att	Yds	TD	Lng
1984	8	262	143	8	.546	1580	10	71	111.7	197.5	49	-152	0	12
1985	11	330	159	13	.482	1704	8	67	91.7	154.9	91	-133	2	37
1986	11	299	153	10	.512	2023	15	54	117.9	183.9	78	-4	2	29
Totals	**30**	**891**	**455**	**31**	**.511**	**5307**	**33**	**71**	**106.4**	**176.9**	**218**	**-289**	**4**	**37**

ESSELMANN, DENNIS • DL • 6-1, 193 • PORT WASHINGTON, WISCONSIN

Yr.	G	Tkls	Ast	Sks	TFL-Yd	Int	TD	FF	FR
1965		85	48			1	0		0
1966		60	34			1	0		4
1967		27	17			0	0		0
Totals		**172**	**99**			**2**	**0**		**4**

EVANS, BOB • DL • 6-0, 228 • JOLIET, ILLINOIS

Yr.	G	Tkls	Ast	Sks	TFL-Yd	Int	TD	FF	FR
1965		67	47			0	0		1
1966		52	33			0	0		1
Totals		**119**	**80**			**0**	**0**		**2**

EVERETT, WILLIE • DL • 6-3, 219 • BUSHNELL, FLORIDA

Yr.	G	Tkls	Ast	Sks	TFL-Yd	Int	TD	FF	FR
1984	8	19	13	1	2-8	0	0	0	2
1985	11	37	17	2	4-11	0	0	1	1
Totals	**19**	**56**	**30**	**3**	**6-19**	**0**	**0**	**1**	**3**

FARNI, ED • QB/RB • 5-9, 175 • AMES, IOWA

Yr.	G	Att	Com	Int	Pct	Yds	TD	Lng	Rat	Ypg	Att	Yds	TD	Lng
1946		36	14	3	.389	115	1		58.2		38	131	0	
Totals		**36**	**14**	**3**	**.389**	**115**	**1**		**58.2**		**38**	**131**	**0**	

Yr.	G	Att	Yds	Ypc	TD	Lng	Ypg	Rec	Yds	TD	Lng
1946		38	131	3.5	0			1	23	1	
Totals		**38**	**131**	**3.5**	**0**			**1**	**23**	**1**	

FEIKEMA, BRIAN • TE • 6-4, 210 • IOWA CITY, IOWA

Yr.	G	Rec	Yds	Ypr	TD	Lng	Ypg	Att	Yds	TD	Lng
1966		3	14	4.7	0			0	0	0	
1967		18	194	10.8	1			0	0	0	
Totals		**21**	**208**	**9.9**	**1**			**0**	**0**	**0**	

FERCH, DRAKE • LB • 5-11, 209 • STATE CENTER, IOWA

Yr.	G	Tkls	Ast	Sks	TFL-Yd	Int	TD	FF	FR
2013	11	3	2	0	0-0	0	0	0	0
2014	11	54	26	0.5-4	1.5-5	0	0	0	0
Totals	**22**	**57**	**28**	**0.5-4**	**1.5-5**	**0**	**0**	**0**	**0**

FERGUSON, DON • P/PK/QB • 5-7, 155 • OTTUMWA, IOWA

Yr.	G	P	Yds	Avg	Lng
1946		5	160	32.0	
1948		1	37	37.0	
Totals		**6**	**197**	**32.8**	

Yr.	G	PAT	Att	Pct	FG	FGA	Pct	Lng	TP
1946		1	1	1.000					1
1948		4	7	.571					16
1949		4	8	.500					10
Totals		**9**	**16**	**.563**					**27**

Yr.	G	Att	Com	Int	Pct	Yds	TD	Lng	Rat	Ypg	Att	Yds	TD	Lng
1946		14	3	0	.214	108	1		109.8		10	-7	0	
1947		21	5	4	.238	100	0		25.7		21	81	1	
1948		71	32	11	.451	367	0		57.5		37	-15	2	
1949		4	3	0	.750	28	0		133.8		9	92	1	
Totals		**110**	**43**	**15**	**.391**	**603**	**1**		**60.9**		**77**	**151**	**4**	

FERGUSON, ERNEST • LB • 6-1, 222 • ROYAL PALM BEACH, FLORIDA

Yr.	G	Tkls	Ast	Sks	TFL-Yd	Int	TD	FF	FR
2008	11	22	10	0	1-2	0	0	0	0
Totals	**11**	**22**	**10**	**0**	**1-2**	**0**	**0**	**0**	**0**

FERGUSON, TRAVIS • DL • 6-5, 244 • WATERLOO, IOWA

Yr.	G	Tkls	Ast	Sks	TFL-Yd	Int	TD	FF	FR
2008	11	10	6	0	1.5-2	0	0	1	0
Totals	**11**	**10**	**6**	**0**	**1.5-2**	**0**	**0**	**1**	**0**

FIAT, JERRY • LB • 6-0, 177 • OAK LAWN, ILLINOIS

Yr.	G	Tkls	Ast	Sks	TFL-Yd	Int	TD	FF	FR
1967		83	43			1	0		0
1968		26	11			1	0		0
1969		73	45			5	0		2
Totals		**182**	**99**			**7**	**0**		**2**

FINLEY, JERRY • QB • 6-1, 191 • WILSON, OKLAHOMA

Yr.	G	Att	Com	Int	Pct	Yds	TD	Lng	Rat	Ypg	Att	Yds	TD	Lng
1954		54	25	6	.463	320	3		92.2		44	102	0	
1955		16	9	1	.563	108	0		100.5		20	47	0	
Totals		**70**	**34**	**7**	**.486**	**428**	**3**		**94.1**		**64**	**149**	**0**	

FISCHER, DOUG • LB • 6-0, 216 • MASSILLON, OHIO

Yr.	G	Tkls	Ast	Sks	TFL-Yd	Int	TD	FF	FR
1980		2	1		0-0	0	0	0	0
1981		95	44		4-26	0	0	0	3
1982		13	6	0	2-12	0	0	0	0
1983	11	67	29	1	4-14	0	0	1	0
Totals		**177**	**80**	**1**	**10-52**	**0**	**0**	**1**	**3**

FITZGERALD, MIKE • RB • 5-10, 159 • DETROIT, MICHIGAN

Yr.	G	Att	Yds	Ypc	TD	Lng	Ypg	Rec	Yds	TD	Lng
1958		23	137	5.9	1			6	156	2	
1959		53	374	7.1	3			9	179	4	
1960		30	116	3.5	1			5	92	1	
Totals		**106**	**627**	**5.9**	**5**			**20**	**427**	**7**	

FLEECS, KEVIN • DL • 6-4, 251 • HERSHEY, NEBRASKA

Yr.	G	Tkls	Ast	Sks	TFL-Yd	Int	TD	FF	FR
1992	4	2	1	0	0-0	0	0	0	0
1993	6	2	1	0	0-0	0	0	0	0
1994	11	40	20	0	1-4	1	0	0	0
1995	8	31	10	0	1-3	0	0	0	0
Totals	**29**	**75**	**32**	**0**	**2-7**	**1**	**0**	**0**	**0**

FLETCHER, DAN • QB • 6-0, 185 • CHARLESTON, SOUTH CAROLINA

Yr.	G	Att	Com	Int	Pct	Yds	TD	Lng	Rat	Ypg	Att	Yds	TD	Lng
1974		4	2	1	.500	23	0		48.3		6	0	0	
Totals		**4**	**2**	**1**	**.500**	**23**	**0**		**48.3**		**6**	**0**	**0**	

FLING, BRUCE • DB • 5-11, 175 • GARDEN GROVE, CALIFORNIA

Yr.	G	Tkls	Ast	Sks	TFL-Yd	Int	TD	FF	FR
1973		48	30			2	0	0	0
Totals		**48**	**30**			**2**	**0**	**0**	**0**

FLOYD, QUJUAN • DB • 6-0, 202 • LOS ANGELES, CALIFORNIA

Yr.	G	Tkls	Ast	Sks	TFL-Yd	Int	TD	FF	FR
2014	11	33	11	0	1-3	0	0	0	0
2015	11	79	28	0.5	0.5-1	1	0	0	0
Totals	**22**	**112**	**39**	**0.5**	**1.5-4**	**1**	**0**	**0**	**0**

FLYNN, AUSTIN • QB/WR • 6-1, 200 • DEER PARK, TEXAS

Yr.	G	Att	Com	Int	Pct	Yds	TD	Lng	Rat	Ypg	Att	Yds	TD	Lng
2003	11	212	99	10	.467	1238	5	59	94.1	112.5	124	396	2	33
2004	8	58	24	2	.414	303	3	40	95.4	37.9	32	41	1	11
2005	12	0	0	0	0	0	0	0	0	0	0	0	0	0
2006	11	3	1	0	.333	19	0	19	86.5	1.7	1	4	0	4
Totals	**42**	**273**	**124**	**12**	**.454**	**1560**	**8**	**59**	**94.3**	**37.1**	**157**	**441**	**3**	**33**

Yr.	G	Rec	Yds	Ypr	TD	Lng	Ypg	Att	Yds	TD	Lng
2003	11	0	0	0.0	0	0	0.0	124	396	2	33
2004	8	0	0	0.0	0	0	0.0	32	41	1	11
2005	12	56	624	11.1	3	42	52.0	0	0	0	0
2006	11	41	470	11.5	0	37	42.7	1	4	0	4
Totals	**42**	**97**	**1094**	**11.3**	**3**	**42**	**26.0**	**157**	**441**	**3**	**33**

FOLEY, MARK • DL • 6-3, 226 • BEDFORD, NEW HAMPSHIRE

Yr.	G	Tkls	Ast	Sks	TFL-Yd	Int	TD	FF	FR
1987	10	24	10	0	2-9	0	0	0	0
1988	11	61	30	4	3-8	0	0	1	1
Totals	**21**	**85**	**40**	**4**	**5-17**	**0**	**0**	**1**	**1**

FONTANA, RON • P • 6-0, 199 • ANKENY, IOWA

Yr.	G	P	Yds	Avg	Lng
1957		21	767	36.5	
Totals		**21**	**767**	**36.5**	

FONTANINI, MIKE • QB • 5-11, 175 • DES MOINES, IOWA

Yr.	G	Att	Com	Int	Pct	Yds	TD	Lng	Rat	Ypg	Att	Yds	TD	Lng
1969		43	16	4	.372	116	1		48.9		20	-30	1	
1971		5	3	1	.600	34	1		143.1		4	4	0	
Totals		**48**	**19**	**5**	**.396**	**150**	**2**		**58.7**		**24**	**-26**	**1**	

FORGE, GERRY • LB • 6-0, 201 • DALLAS, TEXAS

Yr.	G	Tkls	Ast	Sks	TFL-Yd	Int	TD	FF	FR
1973		37	24			0	0	0	1
1974		108	56			0	0	1	2
Totals		**145**	**80**			**0**	**0**	**1**	**3**

FORREST, ANTHONY • DB • 6-0, 192 • FT. WORTH, TEXAS

Yr.	G	Tkls	Ast	Sks	TFL-Yd	Int	TD	FF	FR
2001	11	50	13	1	1-6	1	0	0	1
2002	14	74	15	1	1-8	1	0	1	2
Totals	**25**	**124**	**28**	**2**	**2-14**	**2**	**0**	**1**	**3**

FOY, JIM • WR • 6-1, 170 • OMAHA, NEBRASKA

Yr.	G	Rec	Yds	Ypr	TD	Lng	Ypg	Att	Yds	TD	Lng
1948		1	2	2.0	0			0	0	0	
1949		2	10	5.0	1			0	0	0	
Totals		**3**	**12**	**4.0**	**1**			**0**	**0**	**0**	

FRANK, RICK • PK/P • 6-1, 207 • CYPRESS, CALIFORNIA

Yr.	G	PAT	Att	Pct	FG	FGA	Pct	Lng	TP
1985	11	14	15	.933	11	16	.688	52	47
1986	11	30	32	.938	11	17	.647	48	63
Totals	**22**	**44**	**47**	**.936**	**22**	**33**	**.667**	**52**	**110**

Yr.	G	P	Yds	Avg	Lng
1985	11	69	2785	40.4	67
1986	11	81	3422	42.2	68
Totals	**22**	**150**	**6207**	**41.4**	**68**

FRANKLIN, COLLIN • TE • 6-5, 252 • SIMI VALLEY, CALIFORNIA

Yr.	G	Rec	Yds	Ypr	TD	Lng	Ypg	Att	Yds	TD	Lng
2007	1	0	0	0	0	0	0	0	0	0	0
2008	12	15	258	17.2	2	53	21.5	0	0	0	0
2009	13	18	192	10.7	0	23	14.8	0	0	0	0
2010	12	54	530	9.8	3	36	44.2	0	0	0	0
Totals	**38**	**87**	**980**	**11.3**	**5**	**53**	**25.8**	**0**	**0**	**0**	**0**

FRANKLIN, WALLACE • WR • 6-3, 172 • BEAUMONT, TEXAS

Yr.	G	Rec	Yds	Ypr	TD	Lng	Ypg	Att	Yds	TD	Lng
2007	9	2	5	2.5	1	5	0.6	1	2	0	2
Totals	**9**	**2**	**5**	**2.5**	**1**	**5**	**0.6**	**1**	**2**	**0**	**2**

FRERE, NATE • DL • 6-1, 291 • MUSCATINE, IOWA

Yr.	G	Tkls	Ast	Sks	TFL-Yd	Int	TD	FF	FR
2006	9	5	4	0.5	0.5-0	0	0	0	0
2007	8	4	2	0	1.5-3	0	0	0	0
2008	12	26	9	3	6.5-26	0	0	0	0
2009	13	34	19	1	4.5-10	1	0	1	0
Totals	**42**	**69**	**34**	**4.5**	**13-39**	**1**	**0**	**1**	**0**

FRERE, NICK • DL • 6-2, 253 • MUSCATINE, IOWA

Yr.	G	Tkls	Ast	Sks	TFL-Yd	Int	TD	FF	FR
2005	2	2	1	0	0-0	0	0	0	0
2007	12	11	4	1	1.5-1	0	0	0	0
2008	9	3	0	1	1-8	0	0	0	0
Totals	**23**	**16**	**5**	**2**	**2.5-9**	**0**	**0**	**0**	**0**

FREYLER, BEAU • DB • 6-2, 205 • COLORADO SPRINGS, COLORADO

Yr.	G	Tkls	Ast	Sks	TFL-Yd	Int	TD	FF	FR
2021	13	41	20	0	0.5-1	0	0	0	0
Totals	**13**	**41**	**20**	**0**	**0.5-1**	**0**	**0**	**0**	**0**

FRIEDL, GEORGE • RB • 6-1, 175 • WATERLOO, IOWA

Yr.	G	Att	Yds	Ypc	TD	Lng	Ypg	Rec	Yds	TD	Lng
1946		5	15	3.0	0			0	0	0	
Totals		**5**	**15**	**3.0**	**0**			**0**	**0**	**0**	

FULTON, KEVIN • DB • 6-1, 208 • BENBROOK, TEXAS

Yr.	G	Tkls	Ast	Sks	TFL-Yd	Int	TD	FF	FR
1991	8	63	32	0	3-7	1	0	0	1
1992	10	60	24	0	0-0	0	1	2	3
1993	10	112	49	2	5-21	0	1	2	1
1994	7	33	19	0	0-0	0	0	2	0
Totals	**35**	**268**	**124**	**2**	**8-28**	**1**	**2**	**6**	**5**

GAFFIN, LARRY • DL • 6-0, 205 • COLUMBUS, OHIO

Yr.	G	Tkls	Ast	Sks	TFL-Yd	Int	TD	FF	FR
1966		4	2			0	0		0
1967		3	1			0	0		0
Totals		**7**	**3**			**0**	**0**		**0**

GANTT, DANNY • WR • 6-3, 206 • CERRITOS, CALIFORNIA

Yr.	G	Rec	Yds	Ypr	TD	Lng	Ypg	Att	Yds	TD	Lng
1983		10	140	14.0	1	26		0	0	0	0
1984	10	11	134	12.2	0	25		0	0	0	0
1985	9	20	259	12.9	1	40		0	0	0	0
Totals		**41**	**533**	**13.0**	**2**	**40**		**0**	**0**	**0**	**0**

GARCIA, ROBBY • DL • 6-4, 283 • TAMPA, FLORIDA

Yr.	G	Tkls	Ast	Sks	TFL-Yd	Int	TD	FF	FR
2014	12	8	5	1.5	1.5-8	0	0	0	0
2015	3	0	0	0	0-0	0	0	0	0
Totals	**15**	**8**	**5**	**1.5**	**1.5-8**	**0**	**0**	**0**	**0**

GARRIN, FRED • LB • 6-1, 221 • SHEPHERD, TEXAS

Yr.	G	Tkls	Ast	Sks	TFL-Yd	Int	TD	FF	FR
2006	6	3	2	0	0-0	0	0	0	0
2007	12	19	11	0	0-0	0	0	0	0
2008	12	63	28	1	6.5-25	2	0	2	1
2009	13	89	37	0	5-7	2	0	2	1
Totals	**43**	**174**	**78**	**1**	**11.5-32**	**4**	**0**	**4**	**2**

GARRIS, ARTIS • RB • 5-9, 191 • BELLEVUE, NEBRASKA

Yr.	G	Att	Yds	Ypc	TD	Lng	Ypg	Rec	Yds	TD	Lng
1992	6	34	192	5.6	0	17	32.0	4	17	0	11
1993	3	16	126	7.9	2	48	42.0	1	10	0	10
1994	10	34	115	3.4	2	16	11.5	1	7	0	7
Totals	**19**	**84**	**433**	**5.2**	**4**	**48**	**22.8**	**6**	**34**	**0**	**11**

GARY, ALBERT • WR • 5-10, 203 • OCALA, FLORIDA

Yr.	G	Rec	Yds	Ypr	TD	Lng	Ypg	Att	Yds	TD	Lng
2010	5	0	0	0	0	0	0	0	0	0	0
2011	10	23	287	12.5	2	34	28.7	0	0	0	0
2012	13	18	170	9.4	2	36	13.1	2	6	0	4
2013	10	8	80	10.0	0	16	8.0	1	-7	0	0
Totals	**38**	**49**	**537**	**11.0**	**4**	**36**	**14.1**	**3**	**-1**	**0**	**4**

GATES, CHUCK • QB/RB • 5-11, 180 • DOWNERS GROVE, ILLINOIS

Yr.	G	Att	Com	Int	Pct	Yds	TD	Lng	Rat	Ypg	Att	Yds	TD	Lng
1955		5	1	1	.200	6	0		-9.9		20	62	0	
Totals		**5**	**1**	**1**	**.200**	**6**	**0**		**-9.9**		**20**	**62**	**0**	

Yr.	G	Att	Yds	Ypc	TD	Lng	Ypg	Rec	Yds	TD	Lng
1952		3	8	2.7	0			0	0	0	
1955		20	62	3.1	0			4	68	0	
Totals		**23**	**70**	**3.0**	**0**			**4**	**68**	**0**	

GEISE, DORAN • WR • 6-5, 242 • AMES, IOWA

Yr.	G	Rec	Yds	Ypr	TD	Lng	Ypg	Att	Yds	TD	Lng
1981		7	60	8.6	0	11		0	0	0	0
1982		17	221	13.0	0	25		0	0	0	0
Totals		**24**	**281**	**11.7**	**0**	**25**		**0**	**0**	**0**	**0**

GELINAS, PIERRE • DL • 6-6, 232 • LAVAL, QUEBEC

Yr.	G	Tkls	Ast	Sks	TFL-Yd	Int	TD	FF	FR	TD
1973		4	1			0	0	0	0	0
Totals		**4**	**1**			**0**	**0**	**0**	**0**	**0**

GEORGE, JEREMIAH • LB • 5-11, 219 • CLEARWATER, FLORIDA

Yr.	G	Tkls	Ast	Sks	TFL-Yd	Int	TD	FF	FR
2010	9	4	1	0	0-0	0	0	0	0
2011	13	1	0	0	0-0	0	0	0	0
2012	13	87	37	0	4-6	0	0	0	0
2013	12	133	50	3.5	12-42	2	0	3	0
Totals	**47**	**225**	**88**	**3.5**	**16-48**	**2**	**0**	**3**	**0**

GIBSON, DAMIAN • TE • 6-4, 263 • MARATHON, FLORIDA

Yr.	G	Rec	Yds	Ypr	TD	Lng	Ypg	Att	Yds	TD	Lng
1995	10	0	0	0	0	0	0	0	0	0	0
1996	10	1	7	7.0	1	7	0.7	0	0	0	0
1997	8	15	162	10.8	0	22	20.3	0	0	0	0
1998	8	13	156	12.0	0	51	19.5	0	0	0	0
Totals	**36**	**29**	**325**	**11.2**	**1**	**51**	**9.0**	**0**	**0**	**0**	**0**

GIBSON, DENNIS • LB • 6-3, 240 • ANKENY, IOWA

Yr.	G	Tkls	Ast	Sks	TFL-Yd	Int	TD	FF	FR
1983	6	16	8	0	0-0	0	0	0	0
1984	11	98	44	2	12-45	3	0	3	2
1985	11	96	40	2	7-29	2	0	2	0
1986	9	94	38	2	5-27	1	0	3	1
Totals	**37**	**304**	**130**	**6**	**24-101**	**6**	**0**	**8**	**3**

GIBSON, GALE • P/PK/WR • 6-3, 198 • ANKENY, IOWA

Yr.	G	P	Yds	Avg	Lng
1956		25	860	34.4	
1958		4	140	35.0	
Totals		**29**	**1000**	**34.5**	

Yr.	G	PAT	Att	Pct	FG	FGA	Pct	Lng	TP
1957		4	5	.800	0	0	0		10
Totals		**4**	**5**	**.800**	**0**	**0**	**0**		**10**

Yr.	G	Rec	Yds	Ypr	TD	Lng	Ypg	Att	Yds	TD	Lng
1956		3	37	12.3	1			1	-25	0	
1957		10	138	13.8	1			0	0	0	
1958		9	148	16.4	0			0	0	0	
Totals		**22**	**323**	**14.7**	**2**			**1**	**-25**	**0**	

GIFFORDS, ALEX • PK • 5-8, 162 • TUCSON, ARIZONA

Yr.	G	PAT	Att	Pct	FG	FGA	Pct	Lng	TP
1979		14	16	.875	9	13	.692	58	41
1980		29	30	.967	10	15	.667	52	59
1981		18	19	.947	9	20	.450	48	45
1982		24	24	1.00	15	20	.750	55	69
Totals		**85**	**89**	**.955**	**43**	**68**	**.632**	**58**	**214**

GILLIS, ROCKY • WR • 5-8, 186 • POMPANO BEACH, FLORIDA

Yr.	G	Rec	Yds	Ypr	TD	Lng	Ypg	Att	Yds	TD	Lng
1978		1	4	4.0	0	4		16	61	0	14
1979		0	0	0.0	0	0		30	219	3	59
1980		12	103	8.6	0	34		71	378	2	25
1981		9	153	17.0	1	56		7	104	0	46
1982		8	150	18.8	2	41		0	0	0	0
Totals		**30**	**410**	**13.7**	**3**	**56**		**124**	**762**	**5**	**59**

GILYARD, DWAYNE • LB • 6-1, 222 • JERSEY CITY, NEW JERSEY

Yr.	G	Tkls	Ast	Sks	TFL-Yd	Int	TD	FF	FR
1981		13	10		0-0	0	0	1	1
1982		16	3	0	0-0	0	0	0	1
1983	8	77	40	2	4-19	0	0	0	1
Totals		**106**	**53**	**2**	**4-19**	**0**	**0**	**1**	**3**

GIVENS, DURRELL • DB • 6-0, 210 • LONG BEACH, CALIFORNIA

Yr.	G	Tkls	Ast	Sks	TFL-Yd	Int	TD	FF	FR
2010	1	0	0	0	0-0	0	0	0	0
2011	11	31	8	0	0-0	0	0	1	1
2012	12	79	24	0	0-0	3	0	4	6
Totals	**24**	**110**	**32**	**0**	**0-0**	**3**	**0**	**5**	**7**

GLOTFELTY, JOHN • WR • 6-1, 181 • AMES, IOWA

Yr.	G	Rec	Yds	Ypr	TD	Lng	Ypg	Att	Yds	TD	Lng
1988	11	5	49	9.8	0	17	4.5	0	0	0	0
1989	10	22	394	17.9	2	66	39.4	0	0	0	0
1990	11	30	455	15.2	4	42	41.4	0	0	0	0
Totals	**32**	**57**	**898**	**15.8**	**6**	**66**	**28.1**	**0**	**0**	**0**	**0**

GNADE, MIKE • LB • 6-2, 201 • HAWTHORNE, NEW JERSEY

Yr.	G	Tkls	Ast	Sks	TFL-Yd	Int	TD	FF	FR
1974		14	6			0	0	0	0
1975		48	24			1	0	1	0
Totals		**62**	**30**			**1**	**0**	**1**	**0**

GOEDJEN, TOM • PK • 5-8, 165 • TWO RIVERS, WISCONSIN

Yr.	G	PAT	Att	Pct	FG	FGA	Pct	Lng	TP
1972		33	36	.923	10	29	.345		63
1973		25	25	1.00	15	24	.625		70
1974		18	18	1.00	14	25	.560		60
Totals		**76**	**79**	**.962**	**39**	**78**	**.500**		**193**

GOESER, PETE • QB • 5-11, 165 • OMAHA, NEBRASKA

Yr.	G	Att	Com	Int	Pct	Yds	TD	Lng	Rat	Ypg	Att	Yds	TD	Lng
1957		15	6	3	.400	102	1		79.1		69	232	0	
1958		13	2	1	.154	77	1		75.1		25	68	0	
1960		7	4	0	.571	61	1		177.5		37	96	0	
Totals		**35**	**12**	**4**	**.343**	**240**	**3**		**97.3**		**131**	**396**	**0**	

Yr.	G	P	Yds	Avg	Lng
1958		5	170	34.0	
Totals		**5**	**170**	**34.0**	

GOMEZ, CARL • P/PK • 6-2, 198 • MIAMI, FLORIDA

Yr.	G	P	Yds	Avg	Lng
1997	11	66	2747	41.6	75
1998	11	59	2358	40.0	72
1999	11	47	1821	38.7	54
2000	11	56	2163	38.6	72
Totals	**44**	**228**	**9089**	**39.9**	**75**

Yr.	G	PAT	Att	Pct	FG	FGA	Pct	Lng	TP
2000	11	12	13	.923	7	8	.875	46	33
Totals	**11**	**12**	**13**	**.923**	**7**	**8**	**.875**	**46**	**33**

GOODBURN, KELLY • P • 6-2, 203 • CUSHING, IOWA

Yr.	G	P	Yds	Avg	Lng
1980		2	90	45.0	48
1982		31	1237	39.9	52
1983	7	35	1333	38.1	71
Totals		**68**	**2660**	**39.1**	**71**

GOODWIN, DAN • RB • 6-1, 202 • OMAHA, NEBRASKA

Yr.	G	Att	Yds	Ypc	TD	Lng	Ypg	Rec	Yds	TD	Lng
1979		91	316	3.5	2	18		11	87	0	20
Totals		**91**	**316**	**3.5**	**2**	**18**		**11**	**87**	**0**	**20**

GOODWIN, MALCOLM • LB • 6-2, 215 • AMES, IOWA

Yr.	G	Tkls	Ast	Sks	TFL-Yd	Int	TD	FF	FR
1990	6	23	9	0	0-0	0	0	1	0
1991	11	85	34	1	4-10	1	0	1.5	0
1992	11	162	64	1	17-49	0	0	5	1
Totals	**28**	**270**	**107**	**2**	**21-59**	**1**	**0**	**7.5**	**1**

GOODWIN, MATT • DB • 6-1, 198 • AMES, IOWA

Yr.	G	Tkls	Ast	Sks	TFL-Yd	Int	TD	FF	FR
1992	10	36	11	0	0-0	3	0	1	2
Totals	**10**	**36**	**11**	**0**	**0-0**	**3**	**0**	**1**	**2**

GRANT, JATAIRIS • DB • 6-0, 198 • AKRON, OHIO

Yr.	G	Tkls	Ast	Sks	TFL-Yd	Int	TD	FF	FR
2017	13	14	5	0	0-0	0	0	0	0
2018	13	15	8	0	0-0	0	0	0	0
2019	11	9	4	0	0-0	0	0	1	1
Totals	**37**	**38**	**17**	**0**	**0-0**	**0**	**0**	**1**	**1**

GRANT, WALTER • QB • 5-11, 187 • HOUSTON, TEXAS

Yr.	G	Att	Com	Int	Pct	Yds	TD	Lng	Rat	Ypg	Att	Yds	TD	Lng
1978		125	57	4	.456	877	5	47	111.3		105	237	3	24
1979		77	23	3	.299	268	0	43	51.3		55	164	1	29
Totals		**202**	**80**	**7**	**.396**	**1145**	**5**	**47**	**88.5**		**160**	**401**	**4**	**29**

GRAVES, DON • LB • 6-3, 215 • CENTERVILLE, IOWA

Yr.	G	Tkls	Ast	Sks	TFL-Yd	Int	TD	FF	FR
1966		80	46			1	1		0
1967		49	31			1	1		2
Totals		**129**	**77**			**2**	**2**		**2**

GREEN, DAMAN • WR • 6-0, 185 • SAN BERNARDINO, CALIFORNIA

Yr.	G	Rec	Yds	Ypr	TD	Lng	Ypg	Att	Yds	TD	Lng
1996	11	22	222	10.1	0	23	20.2	0	0	0	0
1997	9	21	366	17.4	2	53	40.7	2	10	0	9
Totals	**20**	**43**	**588**	**13.7**	**2**	**53**	**29.4**	**2**	**10**	**0**	**9**

GREEN, DEXTER • RB • 5-9, 172 • WOODBRIDGE, VIRGINIA

Yr.	G	Att	Yds	Ypc	TD	Lng	Ypg	Rec	Yds	TD	Lng
1975		29	132	4.6	2	37		2	54	0	44
1976		208	1074	5.2	8	65		19	240	2	57
1977		271	1240	4.6	15	51		20	168	0	25
1978		230	991	4.3	9	39		10	54	2	12
Totals		**738**	**3437**	**4.7**	**34**	**65**		**51**	**516**	**4**	**57**

GREEN, EDDY • RB/P • 5-10, 170 • EAST PRAIRIE, MISSOURI

Yr.	G	Att	Yds	Ypc	TD	Lng	Ypg	Rec	Yds	TD	Lng
1948		5	33	6.6	0			1	29	1	
1949		43	208	4.8	1			0	0	0	
1950		32	117	3.7	1			1	5	0	
Totals		**80**	**358**	**4.5**	**2**			**2**	**34**	**1**	

Yr.	G	P	Yds	Avg	Lng
1950		35	1150	32.9	
Totals		**35**	**1150**	**32.9**	

GREENE, TONY • RB • 6-2, 236 • DETROIT, MICHIGAN

Yr.	G	Att	Yds	Ypc	TD	Lng	Ypg	Rec	Yds	TD	Lng
1981	6	6	16	2.7	0	6	2.7	0	0	0	0
1982	10	43	169	3.9	2	23	16.9	1	8	0	8
Totals	**16**	**49**	**185**	**3.8**	**2**	**23**	**11.6**	**1**	**8**	**0**	**8**

GREENE, VAN • P/RB • 5-11, 180 • LANSING, MICHIGAN

Yr.	G	P	Yds	Avg	Lng
1954		3	85	28.3	
Totals		**3**	**85**	**28.3**	

Yr.	G	Att	Yds	Ypc	TD	Lng	Ypg	Rec	Yds	TD	Lng
1954		8	24	3.0	0			0	0	0	
Totals		**8**	**24**	**3.0**	**0**			**0**	**0**	**0**	

GREENWOOD, DON • TE • 6-3, 208 • CEDAR RAPIDS, IOWA

Yr.	G	Rec	Yds	Ypr	TD	Lng	Ypg	Att	Yds	TD	Lng
1972		15	166	11.1	3			0	0	0	0
1973		1	5	5.0	1	5		0	0	0	0
1974		2	14	7.0	0	7		0	0	0	0
Totals		**18**	**185**	**10.3**	**4**	**7**		**0**	**0**	**0**	**0**

GRIFFITH, JOHN • P/QB • 5-9, 145 • JEFFERSON CITY, MISSOURI

Yr.	G	P	Yds	Avg	Lng
1947		4	127	31.8	
1948		21	668	31.8	
Totals		**25**	**795**	**31.8**	

Yr.	G	Att	Com	Int	Pct	Yds	TD	Lng	Rat	Ypg	Att	Yds	TD	Lng
1947		9	3	2	.333	94	2		150.0		20	20	0	
1948		12	5	3	.417	125	3		161.7		14	-4	0	
Totals		**21**	**8**	**5**	**.381**	**219**	**5**		**156.6**		**34**	**16**	**0**	

GRIGLIONE, JOHN • DL • 6-2, 217 • DES MOINES, IOWA

Yr.	G	Tkls	Ast	Sks	TFL-Yd	Int	TD	FF	FR
1968		51	28			1	0		0
1969		67	40			0	0		1
1970		115	66			0	0		1
Totals		**233**	**134**			**1**	**0**		**2**

GROCE, DAMIEN • WR • 5-10, 182 • SAN BERNARDINO, CALIFORNIA

Yr.	G	Rec	Yds	Ypr	TD	Lng	Ypg	Att	Yds	TD	Lng
1998	11	47	640	13.6	7	41	58.1	0	0	0	0
1999	4	9	226	25.1	1	80	56.5	0	0	0	0
Totals	**15**	**56**	**866**	**15.5**	**8**	**80**	**57.7**	**0**	**0**	**0**	**0**

GROVE, GREG • RB • 5-11, 201 • TIPTON, IOWA

Yr.	G	Att	Yds	Ypc	TD	Lng	Lng	Rec	Yds	TD	Lng
1976		26	111	4.3	2	16		1	9	0	9
Totals		**26**	**111**	**4.3**	**2**	**16**		**1**	**9**	**0**	**9**

GRUBB, MATT • DL • 6-2, 251 • INDIANOLA, IOWA

Yr.	G	Tkls	Ast	Sks	TFL-Yd	Int	TD	FF	FR
1988	5	6	3	0.5	.5-5	0	0	0	0
1989	11	44	23	3	3-21	0	0	1	0
1990	11	52	28	1.5	1.5-7	0	0	0	1
1991	9	42	26	1	4-10	0	0	1	1
Totals	**36**	**144**	**80**	**6**	**9-43**	**0**	**0**	**2**	**2**

GRUNDMAN, TOM • RB • 5-8, 168 • PELLA, IOWA

Yr.	G	Att	Yds	Ypc	TD	Lng	Ypg	Rec	Yds	TD	Lng
1947		2	0	0	0			0	0	0	
1948		3	7	2.3	0			0	0	0	
1949		6	28	4.7	2			0	0	0	
Totals		**11**	**35**	**3.2**	**2**			**0**	**0**	**0**	

GUGE, ROGER • RB • 6-1, 192 • ESTHERVILLE, IOWA

Yr.	G	Att	Yds	Ypc	TD	Lng	Ypg	Rec	Yds	TD	Lng
1968		31	138	4.5	1			3	27	0	
Totals		**31**	**138**	**4.5**	**1**			**3**	**27**	**0**	

GUGGENHEIM, RODNEY • RB • 5-10, 217 • KENNER, LOUISIANA

Yr.	G	Att	Yds	Ypc	TD	Lng	Ypg	Rec	Yds	TD	Lng
1993	8	60	282	4.7	4	70	35.3	4	30	0	14
1994	11	72	330	4.6	4	41	30.0	1	20	0	20
1995	11	23	63	2.7	2	7	5.7	7	111	0	23
Totals	**30**	**155**	**675**	**4.4**	**10**	**70**	**22.5**	**12**	**161**	**0**	**23**

GUYER, ZACH • PK • 6-3, 195 • URBANDALE, IOWA

Yr.	G	PAT	Att	Pct	FG	FGA	Pct	Lng	TP
2008	4	0	0	0	0	0	0	0	0
2011	12	29	31	.935	11	16	.688	46	62
Totals	**16**	**29**	**31**	**.935**	**11**	**16**	**.688**	**46**	**62**

HALBERT, WEBB • RB/P • 6-0, 174 • CHAFFEE, MISSOURI

Yr.	G	Att	Yds	Ypc	TD	Lng	Ypg	Rec	Yds	TD	Lng
1947		109	464	4.3	3			6	39	0	
1948		74	378	5.1	3			7	39	0	
Totals		**183**	**842**	**4.6**	**6**			**13**	**78**	**0**	

Yr.	G	P	Yds	Avg	Lng
1947		1	43	43.0	
1948		5	167	33.4	
Totals		**6**	**210**	**35.0**	

HALDA, RON • LB/P/QB • 5-10, 208 • DES MOINES, IOWA

Yr.	G	Tkls	Ast	Sks	TFL-Yd	Int	TD	FF	FR
1965		96	59			1	0		2
Totals		**96**	**59**			**1**	**0**		**2**

Yr.	G	P	Yds	Avg	Lng
1964		33	1224	37.1	
Totals		**33**	**1224**	**37.1**	

Yr.	G	Att	Com	Int	Pct	Yds	TD	Lng	Rat	Ypg	Att	Yds	TD	Lng
1964		4	1	0	.250	33	0		94.3		11	39	0	
Totals		**4**	**1**	**0**	**.250**	**33**	**0**		**94.3**		**11**	**39**	**0**	

HALL, BREECE • RB • 6-1, 220 • WICHITA, KANSAS

Yr.	G	Att	Yds	Ypc	TD	Lng	Ypg	Rec	Yds	TD	Lng
2019	12	186	897	4.8	9	75	74.8	23	252	1	61
2020	12	279	1572	5.6	21	75	131.0	23	180	2	28
2021	12	253	1472	5.8	20	80	122.7	36	302	3	30
Totals	**36**	**718**	**3941**	**5.5**	**50**	**80**	**109.5**	**82**	**734**	**6**	**61**

HALL, DARYL • DB • 5-7, 174 • FLORISSANT, MISSOURI

Yr.	G	Tkls	Ast	Sks	TFL-Yd	Int	TD	FF	FR
1993	10	7	3	0	0-0	0	0	0	0
1994	11	52	16	0	1-2	0	0	0	1
Totals	**21**	**59**	**19**	**0**	**1-2**	**0**	**0**	**0**	**1**

HALL, TED • DL • 6-1, 185 • CINCINNATI, OHIO

Yr.	G	Tkls	Ast	Sks	TFL-Yd	Int	TD	FF	FR
1966		34	25			0	0		2
Totals		**34**	**25**			**0**	**0**		**2**

HAMILTON, MARQUIS • WR • 6-4, 224 • OKLAHOMA CITY, OKLAHOMA

Yr.	G	Rec	Yds	Ypr	TD	Lng	Ypg	Att	Yds	TD	Lng
2006	12	6	68	11.3	0	20	5.7	0	0	0	0
2007	12	45	534	11.9	1	46	44.5	4	8	0	13
2008	12	26	301	11.6	3	37	25.1	1	-12	0	0
2009	13	50	606	12.1	4	42	46.6	0	0	0	0
Totals	**49**	**127**	**1509**	**11.9**	**8**	**46**	**30.8**	**5**	**-4**	**0**	**13**

HAMMERSCHMIDT, KURT • TE • 6-6, 272 • CHESTERFIELD, MISSOURI

Yr.	G	Rec	Yds	Ypr	TD	Lng	Ypg	Att	Yds	TD	Lng
2009	1	0	0	0	0	0	0	0	0	0	0
2010	11	5	36	7.2	1	15	3.3	0	0	0	0
2011	13	13	126	9.7	0	30	9.7	0	0	0	0
2012	13	2	14	7.0	0	9	1.1	0	0	0	0
Totals	**38**	**20**	**176**	**8.8**	**1**	**30**	**4.6**	**0**	**0**	**0**	**0**

HANNAHS, LARRY • WR • 6-2, 200 • CANTON, OHIO

Yr.	G	Rec	Yds	Ypr	TD	Lng	Ypg	Att	Yds	TD	Lng
1961		2	22	11.0	0			0	0	0	
1962		3	37	12.3	1			0	0	0	
1963		2	47	23.5	0			0	0	0	
Totals		**7**	**106**	**15.1**	**1**			**0**	**0**	**0**	

HANSEN, JACK • RB/P/QB • 6-0, 181 • OMAHA, NEBRASKA

Yr.	G	Att	Yds	Ypc	TD	Lng	Ypg	Rec	Yds	TD	Lng
1955		36	70	1.9	2			6	41	0	
1956		23	90	3.9	2			0	0	0	
1957		16	59	3.7	0			4	60	2	
Totals		**75**	**219**	**2.9**	**4**			**10**	**101**	**2**	

Yr.	G	P	Yds	Avg	Lng
1955		11	321	29.2	
1956		3	67	22.3	
Totals		**14**	**388**	**27.7**	

Yr.	G	Att	Com	Int	Pct	Yds	TD	Lng	Rat	Ypg	Att	Yds	TD	Lng
1955		9	4	0	.444	79	0		118.2		36	70	2	
Totals		**9**	**4**	**0**	**.444**	**79**	**0**		**118.2**		**36**	**70**	**2**	

HANSEN, SCOTT • LB • 5-11, 220 • DAVENPORT, IOWA

Yr.	G	Tkls	Ast	Sks	TFL-Yd	Int	TD	FF	FR
1977		7	1		0-0	0	0	0	0
Totals		**7**	**1**		**0-0**	**0**	**0**	**0**	**0**

HANSON, RICHARD • RB • 5-9, 170 • LAPUENTE, CALIFORNIA

Yr.	G	Att	Yds	Ypc	TD	Lng	Ypg	Rec	Yds	TD	Lng
1983	6	6	-2	-0.3	0	4	-0.3	0	0	0	0
1984	11	155	507	3.3	2	16	46.1	29	244	1	20
Totals	**17**	**161**	**505**	**3.1**	**2**	**16**	**29.7**	**29**	**244**	**1**	**20**

HARDEE, RAY • WR • 6-0, 188 • MULBERRY, FLORIDA

Yr.	G	Rec	Yds	Ypr	TD	Lng	Ypg	Att	Yds	TD	Lng
1975		7	127	18.1	0	34		8	8	0	7
1976		17	236	13.9	5	33		19	91	1	20
1977		16	148	9.3	0	19		4	18	0	17
1978		13	252	20.1	4	46		2	0	0	3
Totals		**53**	**763**	**14.4**	**9**	**46**		**33**	**117**	**1**	**20**

HARDEMAN, BUDDY • QB • 6-0, 188 • AUBURN, NEW YORK

Yr.	G	Att	Com	Int	Pct	Yds	TD	Lng	Rat	Ypg	Att	Yds	TD	Lng
1973		81	31	8	.383	420	4		78.4		89	468	3	
1974		11	3	2	.273	37	0	13	19.2		17	90	0	20
1975		40	22	2	.550	297	0	36	107.4		80	395	5	71
1976		94	44	5	.468	687	8	61	125.6		100	583	6	55
Totals		**226**	**100**	**17**	**.442**	**1441**	**12**	**61**	**100.3**		**286**	**1536**	**14**	**71**

HARDEN, BOB • RB/P • 6-0, 183 • OMAHA, NEBRASKA

Yr.	G	Att	Yds	Ypc	TD	Lng	Ypg	Rec	Yds	TD	Lng
1956		70	244	3.5	4			5	63	0	
1957		55	193	3.5	1			0	0	0	
1958		90	354	3.9	7			0	0	0	
Totals		**215**	**791**	**3.7**	**12**			**5**	**63**	**0**	

Yr.	G	P	Yds	Avg	Lng
1957		2	77	38.5	
Totals		**2**	**77**	**38.5**	

HARDING, WEYLAN • DB • 5-10, 190 • SPRING, TEXAS

Yr.	G	Tkls	Ast	Sks	TFL-Yd	Int	TD	FF	FR
1991	9	23	15	0	0-0	1	0	0	0
1992	8	12	6	0	1-1	0	0	0	0
1993	11	74	21	0	2-3	0	0	1	1
Totals	**28**	**109**	**42**	**0**	**3-4**	**1**	**0**	**1**	**1**

HARGER, MITCHELL • RB • 5-10, 200 • ALBURNETT, IOWA

Yr.	G	Att	Yds	Ypc	TD	Lng	Ypg	Rec	Yds	TD	Lng
2014	4	0	0	0	0	0	0	0	0	0	0
2015	12	6	34	5.7	0	9	2.8	2	27	0	21
2016	10	19	109	6.1	1	17	10.9	3	19	0	12
Totals	**26**	**24**	**143**	**6.0**	**1**	**17**	**5.5**	**5**	**46**	**0**	**21**

HARKLAU, RYAN • DL • 6-4, 280 • HUMBOLDT, IOWA

Yr.	G	Tkls	Ast	Sks	TFL-Yd	Int	TD	FF	FR
1997	10	18	11	0	0-0	0	0	0	0
1998	10	32	15	2.5	7.5-42	0	0	0	0
1999	7	17	4	1	3-12	0	0	0	0
2000	11	55	20	1	4-8	0	0	1	1
Totals	**38**	**122**	**50**	**4.5**	**14.5-64**	**0**	**0**	**1**	**1**

HARMS, SAM • TE • 6-3, 235 • SPIRIT LAKE, IOWA

Yr.	G	Rec	Yds	Ypr	TD	Lng	Ypg	Att	Yds	TD	Lng
2016	12	2	7	3.5	0	6	0.6	0	0	0	0
Totals	**12**	**2**	**7**	**3.5**	**0**	**6**	**0.6**	**0**	**0**	**0**	**0**

HARRIS, BRANDON • WR • 6-0, 191 • CEDAR HILL, TEXAS

Yr.	G	Rec	Yds	Ypr	TD	Lng	Ypg	Att	Yds	TD	Lng
2014	9	1	1	1.0	0	1	0.1	0	0	0	0
2015	11	0	0	0	0	0	0	0	0	0	0
Totals	**20**	**1**	**1**	**1.0**	**0**	**1**	**0.1**	**0**	**0**	**0**	**0**

HARRIS, IKE • WR • 6-5, 202 • EDMUNSON, ARKANSAS

Yr.	G	Rec	Yds	Ypr	TD	Lng	Ypg	Att	Yds	TD	Lng
1971		29	496	17.1	4	64		0	0	0	
1972		26	400	15.4	3			0	0	0	
1973		14	251	17.9	1			0	0	0	
Totals		**69**	**1147**	**16.6**	**8**	**64**		**0**	**0**	**0**	

HARRIS, JASON • DB/RB • 5-11, 212 • CLEARWATER, FLORIDA

Yr.	G	Tkls	Ast	Sks	TFL-Yd	Int	TD	FF	FR
2005	5	0	0	0	0-0	0	0	0	0
2006	11	20	3	0	0-0	1	0	0	0
2007	10	0	0	0	0-0	0	0	0	0
2008	8	0	0	0	0-0	0	0	0	0
Totals	**34**	**20**	**3**	**0**	**0-0**	**1**	**0**	**0**	**0**

Yr.	G	Att	Yds	Ypc	TD	Lng	Ypg	Rec	Yds	TD	Lng
2005	5	11	40	3.6	0	9	8.0	1	6	0	6
2006	11	0	0	0	0	0	0	0	0	0	0
2007	10	0	0	0	0	0	0	0	0	0	0
2008	8	8	78	9.8	1	68	9.8	0	0	0	0
Totals	**34**	**19**	**118**	**6.2**	**1**	**68**	**3.5**	**1**	**6**	**0**	**6**

HARRIS, JORDAN • LB • 6-0, 233 • CLARKSDALE, MISSISSIPPI

Yr.	G	Tkls	Ast	Sks	TFL-Yd	Int	TD	FF	FR
2015	12	70	34	1	5-11	1	0	0	1
Totals	**12**	**70**	**34**	**1**	**5-11**	**1**	**0**	**0**	**1**

HARRIS, MARC • P • 5-11, 202 • OMAHA, NEBRASKA

Yr.	G	P	Yds	Avg	Lng
1993	6	20	857	42.9	69
1994	11	52	2205	42.4	71
1995	11	52	2153	41.4	69
1996	11	47	2149	45.7	75
Totals	**39**	**171**	**7364**	**43.1**	**75**

HARRIS, P.J. • WR • 6-1, 164 • GROVELAND, FLORIDA

Yr.	G	Rec	Yds	Ypr	TD	Lng	Ypg	Att	Yds	TD	Lng
2013	9	7	67	9.6	0	17	7.4	0	0	0	0
2014	3	9	55	6.1	0	10	18.3	0	0	0	0
Totals	**12**	**16**	**122**	**7.6**	**0**	**17**	**10.2**	**0**	**0**	**0**	**0**

HARRIS, WILLIE • RB • 6-3, 207 • YAZOO CITY, MISSISSIPPI

Yr.	G	Att	Yds	Ypc	TD	Lng	Ypg	Rec	Yds	TD	Lng
1968		13	38	2.9	3			0	0	0	
1969		7	11	1.6	0			4	18	0	
1970		34	81	2.4	2			2	9	0	
Totals		**54**	**130**	**2.4**	**5**			**6**	**27**	**0**	

HART, GENE • QB • 5-9, 160 • WEST FRANKFORT, ILLINOIS

Yr.	G	Att	Com	Int	Pct	Yds	TD	Lng	Rat	Ypg	Att	Yds	TD	Lng
1953		4	1	0	.250	7	0		39.7		2	10	0	
Totals		**4**	**1**	**0**	**.250**	**7**	**0**		**39.7**		**2**	**10**	**0**	

HART, KEVIN • DB • 5-11, 180 • KANSAS CITY, MISSOURI

Yr.	G	Tkls	Ast	Sks	TFL-Yd	Int	TD	FF	FR
1976		45	20		2-5	3	0	2	0
1977		45	21		3-13	3	0	1	2
Totals		**90**	**41**		**5-18**	**6**	**0**	**3**	**2**

HARVEY, BEN • DB • 6-3, 200 • WATERLOO, IOWA

Yr.	G	Tkls	Ast	Sks	TFL-Yd	Int	TD	FF	FR
1993	11	17	6	0	0-0	0	0	0	0
Totals	**11**	**17**	**6**	**0**	**0-0**	**0**	**0**	**0**	**0**

HARVEY, WILLIE • LB • 6-0, 224 • HASTINGS, FLORIDA

Yr.	G	Tkls	Ast	Sks	TFL-Yd	Int	TD	FF	FR
2015	12	59	28	2.0	3-20	0	0	0	0
2016	12	78	40	3.0	7.5-24	0	0	2	1
2017	12	76	40	4.0	11.5-44	1	1	1	1
2018	13	76	30	3.5	9-38	0	0	2	1
Totals	**49**	**289**	**138**	**12.5**	**31-126**	**1**	**1**	**5**	**3**

HAWKINS, TONY • DB • 6-0, 186 • ONONDAGA, NEW YORK

Yr.	G	Tkls	Ast	Sks	TFL-Yd	Int	TD	FF	FR
1974		65	26			0	0	2	1
1975		90	38			2	0	0	3
1976		102	46		1-6	1	0	0	1
Totals		**257**	**110**		**1-6**	**3**	**0**	**2**	**5**

HAYWARD, REGGIE • DL • 6-5, 250 • DOLTON, ILLINOIS

Yr.	G	Tkls	Ast	Sks	TFL-Yd	Int	TD	FF	FR
1997	10	12	5	0	2-4	0	0	0	0
1998	11	59	24	5.5	7.5-45	0	0	1	1
1999	11	68	21	4	8-38	0	0	2	2
2000	11	90	35	7	10-53	0	0	2	2
Totals	**43**	**229**	**85**	**16.5**	**27.5-140**	**0**	**0**	**5**	**5**

HAYWOOD, ENNIS • RB • 5-11, 220 • DALLAS, TEXAS

Yr.	G	Att	Yds	Ypc	TD	Lng	Ypg	Rec	Yds	TD	Lng
1998	10	30	178	5.9	2	56	17.8	5	23	0	12
1999	11	55	278	5.1	3	24	25.3	10	176	0	34
2000	10	229	1237	5.4	8	73	123.7	25	211	0	32
2001	11	258	1169	4.5	14	66	106.3	20	138	0	20
Totals	**42**	**572**	**2862**	**5.0**	**27**	**73**	**68.1**	**60**	**548**	**0**	**34**

HEAVENS, JEROME • RB • 5-10, 214 • INGLEWOOD, CALIFORNIA

Yr.	G	Att	Yds	Ypc	TD	Lng	Ypg	Rec	Yds	TD	Lng
1997	10	27	94	3.5	1	17	9.4	11	68	0	13
Totals	**10**	**27**	**94**	**3.5**	**1**	**17**	**9.4**	**11**	**68**	**0**	**13**

HEMINGWAY, KEITH • WR • 6-2, 183 • IOWA CITY, IOWA

Yr.	G	Rec	Yds	Ypr	TD	Lng	Ypg	Att	Yds	TD	Lng
1951		4	33	8.3	0			0	0	0	
1952		1	44	44.0	1			0	0	0	
Totals		**5**	**77**	**15.4**	**1**			**0**	**0**	**0**	

HENDERSON, JOE • RB • 6-0, 205 • CHICAGO, ILLINOIS

Yr.	G	Att	Yds	Ypc	TD	Lng	Ypg	Rec	Yds	TD	Lng
1985	10	1	7	7.0	0	7	.7	1	7	0	7
1986	11	122	436	3.6	4	35	39.6	18	175	3	38
1987	11	262	1232	4.7	5	32	112.0	14	73	0	12
1988	11	242	1040	4.3	9	73	94.5	9	120	1	40
Totals	**43**	**627**	**2715**	**4.3**	**18**	**73**	**63.1**	**42**	**375**	**4**	**40**

HENDERSON, TRACY • WR • 6-0, 182 • MAYWOOD, ILLINOIS

Yr.	G	Rec	Yds	Ypr	TD	Lng	Ypg	Att	Yds	TD	Lng
1982		5	56	11.2	0	18		0	0	0	0
1983		81	1051	13.0	8	53		0	0	0	0
1984	11	64	941	14.7	6	71	85.5	0	0	0	0
Totals		**150**	**2048**	**13.7**	**14**	**71**		**0**	**0**	**0**	**0**

HENKE, BRAD • DL • 6-3, 242 • LITTLETON, COLORADO

Yr.	G	Tkls	Ast	Sks	TFL-Yd	Int	TD	FF	FR
1985	5	7	3	0	0-0	0	0	0	0
Totals	**5**	**7**	**3**	**0**	**0-0**	**0**	**0**	**0**	**0**

HENRY, JEROME • WR • 6-1, 172 • LOS ANGELES, CALIFORNIA

Yr.	G	Rec	Yds	Ypr	TD	Lng	Ypg	Att	Yds	TD	Lng
1995	6	3	14	4.7	0	8	2.3	0	0	0	0
Totals	**6**	**3**	**14**	**4.7**	**0**	**8**	**2.3**	**0**	**0**	**0**	**0**

HENTGES, CHRIS • LB/RB • 6-0, 218 • JEFFERSON CITY, MISSOURI

Yr.	G	Tkls	Ast	Sks	TFL-Yd	Int	TD	FF	FR
1987	3	3	1	0	0-0	0	0	0	0
1988	5	17	10	0	0-0	0	0	0	0
Totals	**8**	**20**	**11**	**0**	**0-0**	**0**	**0**	**0**	**0**

Yr.	G	Att	Yds	Ypc	TD	Lng	Ypg	Rec	Yds	TD	Lng
1984	11	6	20	3.3	0	12	1.8	0	0	0	0
Totals	**11**	**6**	**20**	**3.3**	**0**	**12**	**1.8**	**0**	**0**	**0**	**0**

HERREN, BILL • DL • 6-3, 220 • TEMPE, ARIZONA

Yr.	G	Tkls	Ast	Sks	TFL-Yd	Int	TD	FF	FR
1977		6	5		0-0	0	0	1	0
1979		58	27		4-19	0	0	2	1
Totals		**64**	**32**		**4-19**	**0**	**0**	**3**	**1**

HESS, GEORGE • P/QB • 5-9, 155 • ESTHERVILLE, IOWA

Yr.	G	P	Yds	Avg	Lng
1951		53	1749	33.0	
Totals		**53**	**1749**	**33.0**	

Yr.	G	Att	Com	Int	Pct	Yds	TD	Lng	Rat	Ypg	Att	Yds	TD	Lng
1951		4	3	1	.750	87	1		290.2		7	5	0	
Totals		**4**	**3**	**1**	**.750**	**87**	**1**		**290.2**		**7**	**5**	**0**	

HICKS, LAMARCUS • DB • 6-0, 195 • CLARKSDALE, MISSISSIPPI

Yr.	G	Tkls	Ast	Sks	TFL-Yd	Int	TD	FF	FR
2004	12	45	15	1.5	4-17	1	1	0	0
2005	12	55	19	0	0.5-1	5	1	0	1
Totals	**24**	**100**	**34**	**1.5**	**4.5-18**	**6**	**2**	**0**	**1**

HICKS, STEVIE • RB • 6-1, 212 • OMAHA, NEBRASKA

Yr.	G	Att	Yds	Ypc	TD	Lng	Ypg	Rec	Yds	TD	Lng
2003	11	123	471	3.8	0	31	42.8	14	40	0	11
2004	12	270	1062	3.9	5	41	88.5	9	49	0	13
2005	9	149	545	3.7	4	37	60.6	8	39	0	14
2006	8	107	523	4.9	2	58	65.4	7	22	0	7
Totals	**40**	**649**	**2601**	**4.0**	**11**	**58**	**65.0**	**38**	**150**	**0**	**14**

HILDEN, TOM • DB • 6-0, 188 • GLENCOE, ILLINOIS

Yr.	G	Tkls	Ast	Sks	TFL-Yd	Int	TD	FF	FR
1968		46	26			4	0		0
1969		8	5			0	0		1
1970		20	7			2	0		1
Totals		**74**	**38**			**6**	**0**		**2**

HILL, BARRY • DB • 6-2, 184 • DELRAY BEACH, FLORIDA

Yr.	G	Tkls	Ast	Sks	TFL-Yd	Int	TD	FF	FR
1972		49	17			4	0		1
1973		38	15			8	1	0	1
1974		63	16			9	0	0	0
Totals		**150**	**48**			**21**	**1**	**0**	**2**

HILL, LAMONT • WR • 5-9, 189 • DETROIT, MICHIGAN

Yr.	G	Rec	Yds	Ypr	TD	Lng	Ypg	Att	Yds	TD	Lng
1991	11	22	316	14.4	1	41	28.7	17	62	1	18
1992	8	3	94	31.3	1	83	11.8	19	62	0	17
1993	11	15	195	13.0	0	30	17.7	0	0	0	0
Totals	**30**	**40**	**605**	**15.1**	**2**	**83**	**20.2**	**36**	**124**	**0**	**18**

HILL, PHIL • QB/WR • 5-11, 184 • ROSEVILLE, ILLINOIS

Yr.	G	Att	Com	Int	Pct	Yds	TD	Lng	Rat	Ypg	Att	Yds	TD	Lng
1956		38	14	1	.368	205	3		102.9		15	-11	0	
Totals		**38**	**14**	**1**	**.368**	**205**	**3**		**102.9**		**15**	**-11**	**0**	

Yr.	G	Rec	Yds	Ypr	TD	Lng	Ypg	Att	Yds	TD	Lng
1958		2	31	15.5	0			0	0	0	
Totals		**2**	**31**	**15.5**	**0**			**0**	**0**	**0**	

HIXON, STAN • WR • 5-11, 172 • LAKELAND, FLORIDA

Yr.	G	Rec	Yds	Ypr	TD	Lng	Ypg	Att	Yds	TD	Lng
1976		1	13	13.0	0	13		0	0	0	0
1977		19	289	15.2	1	19		1	-11	0	0
1978		23	446	19.4	2	47		1	12	0	12
Totals		**43**	**748**	**17.4**	**3**	**47**		**2**	**1**	**0**	**12**

HOBBS, DARYL • QB • 6-0, 175 • FORT DODGE, IOWA

Yr.	G	Att	Com	Int	Pct	Yds	TD	Lng	Rat	Ypg	Att	Yds	TD	Lng
1953		35	11	5	.314	208	1		62.2		10	-19	0	
1954		15	6	1	.400	70	1		87.9		5	-26	0	
Totals		**50**	**17**	**6**	**.340**	**278**	**2**		**69.9**		**15**	**-45**	**0**	

HOBBS, ELLIS • DB • 5-9, 190 • DESOTO, TEXAS

Yr.	G	Tkls	Ast	Sks	TFL-Yd	Int	TD	FF	FR
2001	11	16	5	0	0-0	1	0	0	1
2002	14	51	11	0	0-0	2	0	0	1
2003	12	71	20	1	2-8	1	0	1	1
2004	12	71	16	1	2-12	5	1	1	0
Totals	**49**	**209**	**52**	**2**	**4-20**	**9**	**1**	**2**	**3**

HOBSON, DARRYL • WR • 6-0, 179 • KANSAS CITY, KANSAS

Yr.	G	Rec	Yds	Ypr	TD	Lng	Ypg	Att	Yds	TD	Lng
1981		3	68	22.7	1	27		0	0	0	0
1982		1	7	7.0	0	7		0	0	0	0
Totals		**4**	**75**	**18.8**	**1**	**27**		**0**	**0**	**0**	**0**

HOLLAWAY, VAN • LB • 6-1, 195 • BELOIT, KANSAS

Yr.	G	Tkls	Ast	Sks	TFL-Yd	Int	TD	FF	FR
1970		1	0			0	0		0
1971		8	1			0	0		0
1972		15	7			0	0		0
Totals		**24**	**8**			**0**	**0**		**0**

HOLLIS, DURAN • RB • 5-9, 203 • FT. WORTH, TEXAS

Yr.	G	Att	Yds	Ypc	TD	Lng	Ypg	Rec	Yds	TD	Lng
2011	12	31	213	6.9	2	71	17.8	1	1	0	1
Totals	**12**	**31**	**213**	**6.9**	**2**	**71**	**17.8**	**1**	**1**	**0**	**1**

HOLMES, LEONARD • RB • 5-11, 187 • DETROIT, MICHIGAN

Yr.	G	Att	Yds	Ypc	TD	Lng	Ypg	Rec	Yds	TD	Lng
1991	6	43	147	3.4	0	17	24.5	2	8	0	5
Totals	**6**	**43**	**147**	**3.4**	**0**	**17**	**24.5**	**2**	**8**	**0**	**5**

HOLTON, LARRY • DB/RB • 6-0, 176 • KEOKUK, IOWA

Yr.	G	Tkls	Ast	Sks	TFL-Yd	Int	TD	FF	FR
1966		18	4			0	0		1
1967		59	27			3	0		1
1969		75	37			5	0		1
Totals		**152**	**68**			**8**	**0**		**3**

Yr.	G	Att	Yds	Ypc	TD	Lng	Ypg	Rec	Yds	TD	Lng
1966		4	6	1.5	0			1	27	0	
Totals		**4**	**6**	**1.5**	**0**			**1**	**27**	**0**	

HOOD, ALAN • QB/WR • 6-1, 202 • ST. LOUIS, MISSOURI

Yr.	G	Att	Com	Int	Pct	Yds	TD	Lng	Rat	Ypg	Att	Yds	TD	Lng
1983	5	7	2	1	.286	78	1	65	140.7	15.6	9	40	1	7
1984	8	103	54	9	.524	559	3	38	90.1	69.9	54	38	1	23
1985	9	3	1	0	.333	9	0	9	58.5	1.0	1	7	0	7
Totals	**13**	**113**	**57**	**10**	**.504**	**646**	**4**	**65**	**92.4**	**49.0**	**64**	**85**	**2**	**23**

Yr.	G	Rec	Yds	Ypr	TD	Lng	Ypg	Att	Yds	TD	Lng
1985	9	3	39	13.0	1	15	4.3	1	7	0	7
Totals	**9**	**3**	**39**	**13.0**	**1**	**15**	**4.3**	**1**	**7**	**0**	**7**

HOOVER, DAVE • RB • 6-0, 184 • DES MOINES, IOWA

Yr.	G	Att	Yds	Ypc	TD	Lng	Ypg	Rec	Yds	TD	Lng
1961		79	327	4.1	4			0	0	0	
1962		46	233	5.1	1			2	20	0	
1963		43	253	5.9	2			2	2	0	
Totals		**168**	**813**	**4.8**	**7**			**4**	**22**	**0**	

HOPPMANN, DAVE • QB • 6-1, 195 • MADISON, WISCONSIN

Yr.	G	Att	Com	Int	Pct	Yds	TD	Lng	Rat	Ypg	Att	Yds	TD	Lng
1960		40	17	6	.425	214	3		82.2		161	844	5	
1961		91	41	11	.451	718	7		112.5		229	920	5	
1962		89	40	6	.449	679	6		117.8		198	798	11	
Totals		**220**	**98**	**23**	**.445**	**1611**	**16**		**109.1**		**588**	**2562**	**21**	

HORACEK, MIKE • WR • 6-2, 198 • OMAHA, NEBRASKA

Yr.	G	Rec	Yds	Ypr	TD	Lng	Ypg	Att	Yds	TD	Lng
1993	11	10	150	15.0	1	46	13.6	1	-6	0	0
1994	11	22	368	16.7	2	62	33.4	0	0	0	0
1995	11	31	353	11.4	0	38	32.1	1	16	0	16
Totals	**33**	**63**	**871**	**13.8**	**3**	**62**	**26.4**	**2**	**10**	**0**	**16**

HORNE, AARON • WR • 5-9, 177 • OAKLAND, CALIFORNIA

Yr.	G	Rec	Yds	Ypr	TD	Lng	Ypg	Att	Yds	TD	Lng
2011	13	38	431	11.3	0	57	33.2	1	18	1	18
2012	13	39	370	9.5	3	40	28.5	4	42	0	33
Totals	**26**	**77**	**801**	**10.4**	**3**	**57**	**30.8**	**5**	**60**	**1**	**33**

HORNE, ARIC • LB • 6-1, 223 • JACKSONVILLE, FLORIDA

Yr.	G	Tkls	Ast	Sks	TFL-Yd	Int	TD	FF	FR
2019	2	0	0	0	0-0	0	0	0	0
2020	11	15	8	1.0	2.5-12	0	0	0	0
2021	12	20	13	0	.5-1	1	0	0	0
Totals	**25**	**35**	**21**	**1.0**	**3-13**	**1**	**0**	**0**	**0**

HOSKINS, ANTHONY • LB • 6-1, 231 • DETROIT, MICHIGAN

Yr.	G	Tkls	Ast	Sks	TFL-Yd	Int	TD	FF	FR
1986	11	27	13	0	2-2	0	0	0	1
1987	10	70	27	0	2-4	2	1	0	2
1988	11	82	40	4	7-45	0	0	2	0
Totals	**32**	**179**	**80**	**4**	**11-51**	**2**	**1**	**2**	**3**

HOUSER, DON • RB • 6-0, 166 • BOONE, IOWA

Yr.	G	Att	Yds	Ypc	TD	Lng	Ypg	Rec	Yds	TD	Lng
1951		3	15	5.0	0			1	66	1	
1953		18	55	3.1	0			3	47	0	
Totals		**21**	**70**	**3.3**	**0**			**4**	**113**	**1**	

HOWARD, DICK • RB • 5-11, 145 • ANKENY, IOWA

Yr.	G	Att	Yds	Ypc	TD	Lng	Ypg	Rec	Yds	TD	Lng
1946		69	335	4.9	2			5	6	2	
Totals		**69**	**335**	**4.9**	**2**			**5**	**6**	**2**	

HOWE, RICK • DL • 6-3, 240 • CLEMONS, IOWA

Yr.	G	Tkls	Ast	Sks	TFL-Yd	Int	TD	FF	FR
1972		62	36			0	0		0
1973		92	53			0	0	4	5
1974		83	34			0	0	0	4
Totals		**237**	**123**			**0**	**0**	**4**	**9**

HUDSON, KEVIN • DB • 6-0, 178 • MIAMI, FLORIDA

Yr.	G	Tkls	Ast	Sks	TFL-Yd	Int	TD	FF	FR
1994	6	3	0	0	0-0	0	0	0	0
1995	9	47	19	0	0-0	0	1	2	1
1996	11	47	9	0	0-0	0	0	2	0
1997	11	80	27	0	2-3	1	0	3	0
Totals	**37**	**177**	**55**	**0**	**2-3**	**1**	**1**	**7**	**1**

HUGHES, BRANDON • WR • 6-2, 191 • GRANDVIEW, MISSOURI

Yr.	G	Rec	Yds	Ypr	TD	Lng	Ypg	Att	Yds	TD	Lng
1990	3	3	89	29.7	1	64	29.7	1	-31	0	0
1991	10	5	161	32.2	0	68	16.1	1	5	0	5
1992	10	7	138	19.7	1	27	13.8	0	0	0	0
1993	10	10	132	13.2	0	28	13.2	0	0	0	0
Totals	**33**	**25**	**520**	**20.8**	**2**	**68**	**15.8**	**2**	**-26**	**0**	**5**

HUMMEL, JAKE • LB • 6-1, 235 • DES MOINES, IOWA

Yr.	G	Tkls	Ast	Sks	TFL-Yd	Int	TD	FF	FR
2017	12	4	3	0	0-0	0	0	0	0
2018	13	31	5	1	3.5-7	0	0	0	0
2019	13	36	11	0	4.5-11	1	1	0	0
2020	12	77	37	0	4.5-8	0	0	1	0
2021	13	80	41	1	5.5-17	2	1	0	1
Totals	**63**	**228**	**97**	**2**	**18.0-43**	**3**	**2**	**1**	**1**

HUNLEY, BRANDON • DB • 5-11, 207 • GRANDVIEW, MISSOURI

Yr.	G	Tkls	Ast	Sks	TFL-Yd	Int	TD	FF	FR
2005	12	4	3	0	0-0	0	0	1	0
2006	12	11	4	0	0-0	0	0	1	0
2007	10	14	4	0	0-0	0	0	0	0
2008	12	45	20	0	.5-0	0	0	2	0
Totals	**46**	**74**	**31**	**0**	**.5-0**	**0**	**0**	**4**	**0**

HUNT, LAWRENCE • DL • 6-2, 235 • DELRAY BEACH, FLORIDA

Yr.	G	Tkls	Ast	Sks	TFL-Yd	Int	TD	FF	FR
1971		103	50			1	0		1
1972		92	43			0	0		0
1973		139	59			1	0	2	2
Totals		**334**	**152**			**2**	**0**	**2**	**3**

HUNTER, KENT • LB • 6-3, 215 • WHEELING, ILLINOIS

Yr.	G	Tkls	Ast	Sks	TFL-Yd	Int	TD	FF	FR
1986	11	12	9	1	1-9	0	0	0	0
Totals	**11**	**12**	**9**	**1**	**1-9**	**0**	**0**	**0**	**0**

HUTCHINS, RODNEY • LB • 6-2, 215 • JOLIET, ILLINOIS

Yr.	G	Tkls	Ast	Sks	TFL-Yd	Int	TD	FF	FR
1980		10	3		0-0	0	0	1	1
1981		26	14		2-13	0	0	1	1
1982		9	6	0	0-0	0	0	0	0
1983	9	48	28	3	11-52	0	0	0	0
Totals	**9**	**93**	**51**	**3**	**13-65**	**0**	**0**	**2**	**2**

HUTCHINSON, XAVIER • WR • 6-3, 207 • JACKSONVILLE, FLORIDA

Yr.	G	Rec	Yds	Ypr	TD	Lng	Ypg	Att	Yds	TD	Lng
2020	12	64	771	12.0	4	65	64.2	0	0	0	0
2021	13	83	987	11.9	5	51	75.9	2	18	0	18
Totals	**25**	**147**	**1758**	**12.0**	**9**	**65**	**70.3**	**2**	**18**	**0**	**18**

INGRAM, TERRY • QB • 6-0, 180 • DES MOINES, IOWA

Yr.	G	Att	Com	Int	Pct	Yds	TD	Lng	Rat	Ypg	Att	Yds	TD	Lng
1956		33	12	4	.364	144	0		48.8		32	-5	0	
1957		4	0	0	0	0	0		0		48	139	4	
1958		23	8	2	.348	205	2		121.0		20	40	0	
Totals		**60**	**20**	**6**	**.333**	**349**	**2**		**73.2**		**100**	**174**	**4**	

IRVING, DAVID • DL • 6-7, 272 • SAN JACINTO, CALIFORNIA

Yr.	G	Tkls	Ast	Sks	TFL-Yd	Int	TD	FF	FR
2011	9	5	4	0	0-0	0	0	0	0
2012	13	20	6	1	3-8	1	1	0	0
2013	10	19	8	2	4.5-17	0	0	1	0
Totals	**32**	**44**	**18**	**3**	**7.5-25**	**1**	**1**	**1**	**0**

ISLER, KLARENCE • RB • 6-2, 206 •ALBANY, GEORGIA

Yr.	G	Att	Yds	Ypc	TD	Lng	Ypg	Rec	Yds	TD	Lng
1975		14	46	3.1	0	9		0	0	0	0
Totals		**14**	**46**	**3.1**	**0**	**9**		**0**	**0**	**0**	**0**

IVERSEN, TIM • LB • 6-2, 215 • SIOUX CITY, IOWA

Yr.	G	Tkls	Ast	Sks	TFL-Yd	Int	TD	FF	FR
1983	5	1	0	0	0-0	0	0	0	0
1984	11	55	30	0	1-1	0	0	0	0
1985	10	31	11	1	6-32	0	0	0	0
Totals	**26**	**87**	**41**	**1**	**7-33**	**0**	**0**	**0**	**0**

JACKSON, ANDREW • RB • 5-10, 195 • LOS ANGELES, CALIFORNIA

Yr.	G	Att	Yds	Ypc	TD	Lng	Ypg	Rec	Yds	TD	Lng
1985	10	113	415	3.7	2	36	41.5	29	254	1	22
1986	11	143	455	3.2	1	20	41.4	21	97	1	15
Totals	**21**	**256**	**870**	**3.4**	**3**	**36**	**41.4**	**50**	**351**	**2**	**22**

JACKSON, DANIEL • WR • 6-2, 220 • CIBOLO, TEXAS

Yr.	G	Rec	Yds	Ypr	TD	Lng	Ypg	Att	Yds	TD	Lng
2020	4	5	28	5.6	0	10	7.0	0	0	0	0
2021	9	4	28	7.0	0	23	3.1	0	0	0	0
Totals	**13**	**9**	**56**	**6.2**	**0**	**23**	**4.3**	**0**	**0**	**0**	**0**

JACKSON, DEANDRE • DB • 6-0, 192 • GARLAND, TEXAS

Yr.	G	Tkls	Ast	Sks	TFL-Yd	Int	TD	FF	FR
2003	8	18	1	0	2-4	0	0	0	0
2004	12	50	10	0	0-0	1	0	0	0
2005	11	51	14	0	1-4	5	0	4	1
2006	7	26	9	0	1-3	0	0	1	0
Totals	**38**	**145**	**34**	**0**	**4-11**	**6**	**0**	**5**	**1**

JACKSON, JOE • DB • 6-0, 186 • LOS ANGELES, CALIFORNIA

Yr.	G	Tkls	Ast	Sks	TFL-Yd	Int	TD	FF	FR
1983	8	24	8	0	0-0	0	0	0	0
1984	11	24	10	0	1-1	0	0	0	0
Totals	**19**	**48**	**18**	**0**	**1-1**	**0**	**0**	**0**	**0**

JACOBS, CAL • DL • 6-3, 245 • COUNCIL BLUFFS, IOWA

Yr.	G	Tkls	Ast	Sks	TFL-Yd	Int	TD	FF	FR
1976		2	1		0-0	0	0	0	0
1978		15	6		1-12	0	0	0	0
1979		1	1		0-0	0	0	0	0
1980		37	10		2-2	0	1	0	2
Totals		**55**	**18**		**3-14**	**0**	**1**	**0**	**2**

JACOBS, JASON • RB • 6-1, 228 • CHICAGO, ILLINOIS

Yr.	G	Att	Yds	Ypc	TD	Lng	Ypg	Rec	Yds	TD	Lng
1982	11	99	483	4.9	1	34	44.3	20	123	1	17
1983	11	99	490	4.9	3	40	44.5	64	584	3	64
Totals	**22**	**198**	**973**	**4.9**	**4**	**40**	**44.2**	**84**	**707**	**4**	**64**

JACOBSEN, STEVE • DL • 6-3, 218 • HARLAN, IOWA

Yr.	G	Tkls	Ast	Sks	TFL-Yd	Int	TD	FF	FR
1969		17	6			0	0		1
1970		10	6			1	0		0
1972		8	4			0	0		0
Totals		**35**	**16**			**1**	**0**		**1**

JAHLAS, JOSH • DB • 6-2, 203 • CEDAR RAPIDS, IOWA

Yr.	G	Tkls	Ast	Sks	TFL-Yd	Int	TD	FF	FR
2014	11	9	4	0	0	0	0	0	1
2015	12	12	3	0	0	0	0	0	1
2016	12	23	15	0	3.5-7	0	0	1	0
Totals	**35**	**44**	**22**	**0**	**3.5-7**	**0**	**0**	**1**	**2**

JAKSICH, JERRY • DB • 6-1, 191 • OMAHA, NEBRASKA

Yr.	G	Tkls	Ast	Sks	TFL-Yd	Int	TD	FF	FR
1973		9	3			0	0	0	0
1974		15	6			0	0	0	0
1975		46	18			2	0	0	0
1976		39	18		0-0	3	0	0	2
Totals		**109**	**45**		**0-0**	**5**	**0**	**0**	**2**

JAMES, KEN • DB • 6-0, 175 • GAINESVILLE, FLORIDA

Yr.	G	Tkls	Ast	Sks	TFL-Yd	Int	TD	FF	FR	TD
1979		7	3		0-0	0	0	0	0	0
Totals		**7**	**3**		**0-0**	**0**	**0**	**0**	**0**	**0**

JANSEN, BRIAN • PK • 6-1, 200 • OVERLAND PARK, KANSAS

Yr.	G	PAT	Att	Pct	FG	FGA	Pct	Lng	TP
2004	8	7	9	.778	3	9	.333	41	16
Totals	**8**	**7**	**9**	**.778**	**3**	**9**	**.333**	**41**	**16**

JANSONIUS, DARRELL • DL • 6-3, 263 • ACKLEY, IOWA

Yr.	G	Tkls	Ast	Sks	TFL-Yd	Int	TD	FF	FR
1970		29	16			0	0		3
Totals		**29**	**16**			**0**	**0**		**3**

JANTZ, STEELE • QB • 6-3, 225 • AGOURA HILLS, CALIFORNIA

Yr.	G	Att	Com	Int	Pct	Yds	TD	Lng	Rat	Ypg	Att	Yds	TD	Lng
2011	9	259	138	11	.533	1519	10	57	106.8	168.8	84	216	2	28
2012	11	269	167	12	.621	1603	13	43	119.2	145.7	92	216	1	21
Totals	**20**	**528**	**305**	**23**	**.578**	**3122**	**23**	**57**	**113.1**	**156.1**	**176**	**432**	**3**	**28**

JARRETT, PAUL • DL • 6-4, 262 • LINCOLN, NEBRASKA

Yr.	G	Tkls	Ast	Sks	TFL-Yd	Int	TD	FF	FR
2001	7	12	6	0	1-5	0	0	0	0
Totals	**7**	**12**	**6**	**0**	**1-5**	**0**	**0**	**0**	**0**

JAY, RAMSEY • DB • 5-9, 173 • SANTA BARBARA, CALIFORNIA

Yr.	G	Tkls	Ast	Sks	TFL-Yd	Int	TD	FF	FR
1973		17	6			0	0	0	0
1974		24	7			0	0	0	1
Totals		**41**	**13**			**0**	**0**	**0**	**1**

JENSEN, BILL • RB • 5-11, 180 • MOLINE, ILLINOIS

Yr.	G	Att	Yds	Ypc	TD	Lng	Ypg	Rec	Yds	TD	Lng
1955		23	95	4.1	0			0	0	0	
1956		8	42	5.3	0			0	0	0	
Totals		**31**	**137**	**4.4**	**0**			**0**	**0**	**0**	

JENSEN, BOB • WR • 6-3, 204 • CHICAGO, ILLINOIS

Yr.	G	Rec	Yds	Ypr	TD	Lng	Ypg	Att	Yds	TD	Lng
1946		8	77	9.6	0			7	21	0	
1947		11	212	19.3	2			3	0	0	
Totals		**19**	**289**	**15.2**	**2**			**10**	**21**	**0**	

JENSEN, BRANDON • DL • 6-5, 301 • ANKENY, IOWA

Yr.	G	Tkls	Ast	Sks	TFL-Yd	Int	TD	FF	FR
2011	11	3	1	0	0-0	0	0	0	0
2012	13	8	4	0	0-0	0	0	0	0
2013	12	18	11	1	4-13	0	0	0	0
2014	9	10	8	1	2-3	0	0	0	0
Totals	**45**	**39**	**24**	**2**	**6-16**	**0**	**0**	**0**	**0**

JENSON, JOEL • LB • 6-2, 222 • ARMSTRONG, IOWA

Yr.	G	Tkls	Ast	Sks	TFL-Yd	Int	TD	FF	FR
1979		54	36		3-18	0	0	2	3
1980		69	33		2-5	0	0	2	0
Totals		**123**	**69**		**5-23**	**0**	**0**	**4**	**3**

JESSEN, GEORGE • LB • 6-1, 215 • NEW RICHLAND, MINNESOTA

Yr.	G	Tkls	Ast	Sks	TFL-Yd	Int	TD	FF	FR
1979		10	1		1-4	0	0	0	0
1980		48	18		4-10	1	0	1	0
1981		90	35		6-28	0	0	1	0
1982		85	27	3	7-38	1	0	4	2
Totals		**233**	**81**	**3**	**18-80**	**2**	**0**	**6**	**2**

JOHNSON JR., ANTHONY • DB • 6-0, 200 • ST. PETERSBURG, FLORIDA

Yr.	G	Tkls	Ast	Sks	TFL-Yd	Int	TD	FF	FR
2018	12	28	6	0	1-2	0	0	0	0
2019	13	60	13	2	7-32	0	0	2	0
2020	12	40	18	0	2-5	0	0	0	0
2021	13	55	23	1	3.0-4	0	0	2	0
Totals	**50**	**183**	**60**	**3**	**13.0-43**	**0**	**0**	**4**	**0**

JOHNSON, BAILEY • DL • 6-2, 278 • HOMEWOOD, ILLINOIS

Yr.	G	Tkls	Ast	Sks	TFL-Yd	Int	TD	FF	FR
2007	11	9	5	0	0-0	0	0	0	0
2009	13	22	10	0	3-6	0	0	0	0
2010	10	20	9	.5	5-19	0	0	1	0
Totals	**34**	**51**	**24**	**.5**	**8-25**	**0**	**0**	**1**	**0**

JOHNSON, BRIAN • DB • 6-1, 194 • GLIDDEN, IOWA

Yr.	G	Tkls	Ast	Sks	TFL-Yd	Int	TD	FF	FR
1977		4	3		0-0	0	0	0	0
1978		8	5		0-0	0	0	0	1
1979		14	8		0-0	1	0	0	2
Totals		**26**	**16**		**0-0**	**1**	**0**	**0**	**3**

JOHNSON, CEPHUS • DL • 6-2, 250 • PALM BEACH GARDENS, FLORIDA

Yr.	G	Tkls	Ast	Sks	TFL-Yd	Int	TD	FF	FR
2001	2	4	3	0	0-0	0	0	0	0
2002	5	9	5	0	0-0	0	0	0	0
2003	12	44	17	0	2.5-10	0	0	0	0
2004	9	23	10	2	3-7	0	0	1	0
2005	12	28	15	0	3.5-7	0	0	0	0
Totals	**40**	**108**	**50**	**2**	**9-24**	**0**	**0**	**1**	**0**

JOHNSON, DAN • TE • 6-3, 231 • NEW CRYSTAL, MINNESOTA

Yr.	G	Rec	Yds	Ypr	TD	Lng	Ypg	Att	Yds	TD	Lng
1980		4	116	29.0	2	76		0	0	0	0
1981		21	290	13.8	0	44		0	0	0	0
Totals		**25**	**406**	**16.2**	**2**	**76**		**0**	**0**	**0**	**0**

JOHNSON, JAMAHL • DL • 6-0, 300 • SAVAGE, MINNESOTA

Yr.	G	Tkls	Ast	Sks	TFL-Yd	Int	TD	FF	FR
2016	7	1	1	0	0-0	0	0	0	0
2017	9	3	3	0	0.5-1	0	0	0	0
2018	13	13	7	2	3-18	0	0	0	1
2019	13	20	12	0	3-7	0	0	0	0
Totals	**42**	**37**	**23**	**2**	**6.5-26**	**0**	**0**	**0**	**1**

JOHNSON, JOCK • RB • 6-0, 193 • DES MOINES, IOWA

Yr.	G	Att	Yds	Ypc	TD	Lng	Ypg	Rec	Yds	TD	Lng
1968		75	287	3.8	1			7	59	0	
1969		98	427	4.4	2			7	21	0	
1970		122	434	3.6	1			15	111	1	
Total		**295**	**1148**	**3.9**	**4**			**29**	**191**	**1**	

JOHNSON, JOSH • RB • 5-11, 205 • PONCA CITY, OKLAHOMA

Yr.	G	Att	Yds	Ypc	TD	Lng	Ypg	Rec	Yds	TD	Lng
2006	4	23	60	2.6	0	9	15.0	0	0	0	0
Totals	**4**	**23**	**60**	**2.6**	**0**	**9**	**15.0**	**0**	**0**	**0**	**0**

JOHNSON, LEONARD • DB • 5-10, 202 • CLEARWATER, FLORIDA

Yr.	G	Tkls	Ast	Sks	TFL-Yd	Int	TD	FF	FR
2008	12	47	14	0	1-3	2	0	2	3
2009	13	64	18	0	2.5-8	2	0	3	1
2010	12	64	21	0	2.5-9	1	0	0	1
2011	13	72	13	0	2-2	1	0	1	3
Totals	**50**	**247**	**66**	**0**	**8-22**	**6**	**0**	**6**	**8**

JOHNSON, MIKE • DB • 5-11, 195 • CLEARWATER, FLORIDA

Yr.	G	Tkls	Ast	Sks	TFL-Yd	Int	TD	FF	FR
2016	12	44	23	0	1.5-3	0	0	0	0
Totals	**12**	**44**	**23**	**0**	**1.5-3**	**0**	**0**	**0**	**0**

JOHNSON, RUSSELL • DB • 5-9, 178 • HOUSTON, TEXAS

Yr.	G	Tkls	Ast	Sks	TFL-Yd	Int	TD	FF	FR
1993	8	10	5	0	0-0	0	0	0	0
1994	10	59	30	0	0-0	2	0	0	1
Totals	**18**	**69**	**35**	**0**	**0-0**	**2**	**0**	**0**	**1**

JOHNSON, SEDRICK • WR • 6-3, 209 • TROUP, TEXAS

Yr.	G	Rec	Yds	Ypr	TD	Lng	Ypg	Att	Yds	TD	Lng
2008	12	18	188	10.4	3	24	15.7	1	-1	0	0
2009	12	7	36	5.1	0	17	3.0	0	0	0	0
2010	12	16	102	6.4	0	15	8.5	0	0	0	0
Totals	**36**	**41**	**326**	**8.0**	**3**	**24**	**9.1**	**1**	**-1**	**0**	**0**

JOHNSON, SHONTRELLE • RB • 5-9, 186 • DELAND, FLORIDA

Yr.	G	Att	Yds	Ypc	TD	Lng	Ypg	Rec	Yds	TD	Lng
2010	12	35	218	6.2	2	61	18.2	5	14	0	9
2011	4	51	247	4.8	0	27	61.8	5	40	0	16
2012	12	115	504	4.4	2	19	42.0	14	115	1	28
2013	12	90	358	4.0	3	23	29.8	5	37	0	16
Totals	**40**	**291**	**1327**	**4.6**	**7**	**61**	**33.2**	**29**	**206**	**1**	**28**

JOHNSON, STEVE • DB • 6-0, 210 • DENVER, COLORADO

Yr.	G	Tkls	Ast	Sks	TFL-Yd	Int	TD	FF	FR
2006	7	11	2	0	0-0	0	0	0	1
2007	12	22	7	0	.5-0	0	0	1	0
2008	9	13	3	0	0-0	0	0	0	0
Totals	**28**	**46**	**12**	**0**	**.5-0**	**0**	**0**	**1**	**1**

JOHNSON, STEVE • PK • 6-0, 186 • AMES, IOWA

Yr.	G	PAT	Att	Pct	FG	FGA	Pct	Lng	TP
1978		22	25	.880	5	6	.833		37
Totals		**22**	**25**	**.880**	**5**	**6**	**.833**		**37**

JOHNSON, STEVIE • LB • 6-4, 225 • BEAUMONT, MISSISSIPPI

Yr.	G	Tkls	Ast	Sks	TFL-Yd	Int	TD	FF	FR
2000	9	17	6	1	2-14	0	0	0	0
Totals	**9**	**17**	**6**	**1**	**2-14**	**0**	**0**	**0**	**0**

JOHNSTON, JUDGE • P • 6-1, 183 • SCOTTSDALE, ARIZONA

Yr.	G	P	Yds	Avg	Lng
1987	11	58	2087	36.0	55
1988	11	58	2288	39.4	80
1989	11	31	1329	42.9	58
Totals	**33**	**147**	**5704**	**38.8**	**80**

JONES, DESHAUNTE • WR • 5-10, 180 • CINCINNATI, OHIO

Yr.	G	Rec	Yds	Ypr	TD	Lng	Ypg	Att	Yds	TD	Lng
2016	12	37	536	14.5	6	49	44.7	4	31	0	15
2017	13	28	273	9.8	0	43	21.0	0	0	0	0
2018	13	43	366	8.5	4	32	28.2	0	0	0	0
2019	13	76	877	11.5	2	84	67.5	4	6	0	3
Totals	**51**	**184**	**2052**	**11.2**	**12**	**84**	**40.2**	**8**	**37**	**0**	**15**

JONES, EDWIN • RB • 5-11, 190 • LAKEVIEW TERRACE, CALIFORNIA

Yr.	G	Att	Yds	Ypc	TD	Lng	Ypg	Rec	Yds	TD	Lng
1987	9	50	166	3.3	1	14	18.4	1	5	0	5
Totals	**9**	**50**	**166**	**3.3**	**1**	**14**	**18.4**	**1**	**5**	**0**	**5**

JONES, FRED • DL • 6-1, 197 • MINNEAPOLIS, MINNESOTA

Yr.	G	Tkls	Ast	Sks	TFL-Yd	Int	TD	FF	FR
1967		6	3			0	0		0
1968		44	25			0	0		1
1969		58	28			0	0		1
Totals		**108**	**56**			**0**	**0**		**2**

JONES, HOUSTON • WR • 6-0, 194 • OKLAHOMA CITY, OKLAHOMA

Yr.	G	Rec	Yds	Ypr	TD	Lng	Ypg	Att	Yds	TD	Lng
2006	4	0	0	0	0	0	0	0	0	0	0
2007	4	1	6	6.0	0	6	1.5	0	0	0	0
2008	12	32	384	12.0	0	27	32.0	0	0	0	0
2009	1	0	0	0	0	0	0	0	0	0	0
Totals	**21**	**33**	**390**	**11.8**	**0**	**27**	**18.6**	**0**	**0**	**0**	**0**

JONES, JARNOR • LB • 6-3, 210 • LITHONIA, GEORGIA

Yr.	G	Tkls	Ast	Sks	TFL-Yd	Int	TD	FF	FR
2015	12	49	22	2.0	7-31	0	0	0	0
2016	12	29	11	1.0	2.5-9	1	0	0	0
Totals	**24**	**78**	**33**	**3.0**	**9.5-40**	**1**	**0**	**0**	**0**

JONES, KEONTAE • DB • 6-0, 163 • CINCINNATI, OHIO

Yr.	G	Tkls	Ast	Sks	TFL-Yd	Int	TD	FF	FR
2017	2	3	0	0	0-0	0	0	0	0
2018	2	1	0	0	0-0	0	0	0	0
Totals	**4**	**4**	**0**	**0**	**0-0**	**0**	**0**	**0**	**0**

JONES, WILLIE • WR • 5-10, 175 • VALDOSTA, GEORGIA

Yr.	G	Rec	Yds	Ypr	TD	Lng	Ypg	Att	Yds	TD	Lng
1971		18	395	21.9	4	50		2	3	0	
1972		34	606	17.8	5			3	4	0	
1973		20	293	14.7	3			3	42	0	
Totals		**72**	**1294**	**18.0**	**12**	**50**		**8**	**49**	**0**	

JORDAN, JAY • RB • 6-2, 190 • PARKERSBURG, IOWA

Yr.	G	Att	Yds	Ypc	TD	Lng	Ypg	Rec	Yds	TD	Lng
1990	4	5	16	3.2	0	5	4.0	0	0	0	0
Totals	**4**	**5**	**16**	**3.2**	**0**	**5**	**4.0**	**0**	**0**	**0**	**0**

JORNOV, TED • DL • 6-1, 215 • HUDSON, NEW YORK

Yr.	G	Tkls	Ast	Sks	TFL-Yd	Int	TD	FF	FR
1971		86	41			2	0		1
1972		144	65			1	0		1
1973		148	79			1	0	3	2
Totals		**378**	**185**			**4**	**0**	**3**	**4**

JUDD, WILLIE • DL • 6-3, 282 • BONITA, CALIFORNIA

Yr.	G	Tkls	Ast	Sks	TFL-Yd	Int	TD	FF	FR
2000	9	14	10	0	0-0	0	0	1	0
2001	11	54	24	2	2-16	0	0	1	0
Totals	**20**	**68**	**34**	**2**	**2-16**	**0**	**0**	**2**	**0**

KARBER, STEVE • DB • 6-0, 185 • GRAND JUNCTION, IOWA

Yr.	G	Tkls	Ast	Sks	TFL-Yd	Int	TD	FF	FR
1968		15	11			0	0		0
1969		4	2			0	0		0
1970		6	2			0	0		0
Totals		**25**	**15**			**0**	**0**		**0**

KARR, TOM • DL • 6-2, 233 • ROCHESTER, NEW YORK

Yr.	G	Tkls	Ast	Sks	TFL-Yd	Int	TD	FF	FR
1972		46	19			0	0		2
1973		31	15			0	0	0	0
Totals		**77**	**34**			**0**	**0**	**0**	**2**

KASPEREK, DICK • DL • 6-3, 225 • LESUEUR, MINNESOTA

Yr.	G	Tkls	Ast	Sks	TFL-Yd	Int	TD	FF	FR
1965		4	2			0	0		1
Totals		**4**	**2**			**0**	**0**		**1**

KELLOGG, BRETT • TE • 6-3, 250 • CEDAR RAPIDS, IOWA

Yr.	G	Rec	Yds	Ypr	TD	Lng	Ypg	Att	Yds	TD	Lng
2002	7	0	0	0	0	0	0	0	0	0	0
2003	12	0	0	0	0	0	0	0	0	0	0
2004	7	5	44	8.8	0	14	6.3	0	0	0	0
Totals	**26**	**5**	**44**	**8.8**	**0**	**14**	**1.7**	**0**	**0**	**0**	**0**

KELLY, JOHN • LB • 6-1, 210 • DES MOINES, IOWA

Yr.	G	Tkls	Ast	Sks	TFL-Yd	Int	TD	FF	FR
1969		4	1			0	0		0
1971		5	1			0	0		0
Totals		**9**	**2**			**0**	**0**		**0**

KEMPT, KYLE • QB • 6-5, 224 • MASSILLON, OHIO

Yr.	G	Att	Com	Int	Pct	Yds	TD	Lng	Rat	Ypg	Att	Yds	TD	Lng
2016	2	2	2	0	1.00	15	0	0	163.00	7.5	1	7	0	7
2017	9	243	161	3	.663	1787	15	57	145.93	198.6	31	-5	0	27
2018	5	31	21	1	.677	160	0	31	104.65	32	5	-39	0	0
Totals	**16**	**276**	**184**	**4**	**.667**	**1962**	**15**	**57**	**141.42**	**122.63**	**37**	**-37**	**0**	**27**

KENNEDY, ERNIE • LB/RB • 5-10, 198 • CINCINNATI, OHIO

Yr.	G	Tkls	Ast	Sks	TFL-Yd	Int	TD	FF	FR
1965		58	28			1	0		2
Totals		**58**	**28**			**1**	**0**		**2**

Yr.	Att	Yds	Ypc	TD	Rec	Yds	TD
1963	1	1	1.0	0	1	24	0
1964	19	60	3.2	0	5	45	0
Total	**20**	**61**	**3.1**	**0**	**6**	**69**	**0**

KENNEDY, PAT • RB • 6-0, 189 • DUBUQUE, IOWA

Yr.	G	Att	Yds	Ypc	TD	Lng	Ypg	Rec	Yds	TD	Lng
1977		39	158	4.1	1	22		1	6	0	6
1978		13	44	3.4	0	7		2	30	0	22
Totals		**52**	**202**	**3.9**	**1**	**22**		**3**	**36**	**0**	**22**

KEOWN, DOUG • P/WR • 5-10, 170 • CEDAR RAPIDS, IOWA

Yr.	G	P	Yds	Avg	Lng
1971		48	1788	37.3	58
1972		36	1200	33.3	
Totals		**84**	**2988**	**35.6**	**58**

Yr.	G	Rec	Yds	Ypr	TD	Lng	Ypg	Att	Yds	TD	Lng
1972		7	73	10.4	0			0	0	0	
Totals		**7**	**73**	**10.4**	**0**			**0**	**0**	**0**	

KETTLESON, LYNN • DL • 6-1, 218 • ESMOND, ILLINOIS

Yr.	G	Tkls	Ast	Sks	TFL-Yd	Int	TD	FF	FR
1965		3	1			0	0		1
Totals		**3**	**1**			**0**	**0**		**1**

KIDD, RANDY • WR • 6-0, 185 • LANCASTER, OHIO

Yr.	G	Rec	Yds	Ypr	TD	Lng	Ypg	Att	Yds	TD
1961		1	21	21.0	0			0	0	0
1962		3	104	34.7	1			0	0	0
Totals		**4**	**125**	**31.3**	**1**			**0**	**0**	**0**

KING, BEN • RB • 5-10, 190 • FORT PIERCE, FLORIDA

Yr.	Att	Yds	Ypc	TD	Lng	Ypg	Rec	Yds	TD	Lng
1966	25	128	5.1	0			0	0	0	
1967	110	388	3.5	1			10	108	0	
1968	124	437	3.5	2			9	108	1	
Totals	**259**	**953**	**3.7**	**3**			**19**	**216**	**1**	

KING, GARY • WR • 5-10, 177 • OKLAHOMA CITY, OKLAHOMA

Yr.	G	Rec	Yds	Ypr	TD	Lng	Ypg	Att	Yds	TD	Lng
1965		11	166	15.1	1			20	85	1	
1966		4	16	4.0	0			4	17	0	
Totals		**15**	**182**	**12.1**	**1**			**24**	**102**	**1**	

KING, KIPWANA • LB • 6-0, 230 • FORT WORTH, TEXAS

Yr.	G	Tkls	Ast	Sks	TFL-Yd	Int	TD	FF	FR
1995	5	13	4	0	0-0	1	0	0	0
1996	10	29	9	0	1-1	0	0	2	0
1997	8	31	8	1	1-9	0	0	4	2
1998	11	58	17	1	4-8	1	0	1	0
Totals	**34**	**131**	**38**	**2**	**6-18**	**2**	**0**	**7**	**2**

KING, KYM-MANI • DB • 5-10, 169 • NEW PORT RICHEY, FLORIDA

Yr.	G	Tkls	Ast	Sks	TFL-Yd	Int	TD	FF	FR
2019	13	7	3	0	0-0	0	0	0	0
2020	8	8	4	0	0-0	0	0	0	0
2021	11	29	7	0	1.5-2	1	0	0	1
Totals	**32**	**44**	**14**	**0**	**1.5-2**	**1**	**0**	**0**	**1**

KING, RAY • DL • 6-4, 219 • SAC CITY, IOWA

Yr.	G	Tkls	Ast	Sks	TFL-Yd	Int	TD	FF	FR
1973		29	16			0	0	0	1
1974		95	45			1	0	3	1
1975		95	51			0	0	2	3
Totals		**219**	**112**			**1**	**0**	**5**	**5**

KIRAR, MIKE • DL • 6-2, 199 • PERU, ILLINOIS

Yr.	G	Tkls	Ast	Sks	TFL-Yd	Int	TD	FF	FR	TD
1967		38	16			0	0		0	0
1968		8	5			0	0		0	0
1969		25	13			0	0		0	0
Totals		**71**	**34**			**0**	**0**		**0**	**0**

KISKA, TOM • RB • 6-2, 212 • BOLINGBROOK, ILLINOIS

Yr.	G	Att	Yds	Ypc	TD	Lng	Ypg	Rec	Yds	TD	Lng
1986	4	8	33	4.1	1	18	8.3	0	0	0	0
Totals	**4**	**8**	**33**	**4.1**	**1**	**18**	**8.3**	**0**	**0**	**0**	**0**

KLEIN, A.J. • LB • 6-2, 248 • KIMBERLY, WISCONSIN

Yr.	G	Tkls	Ast	Sks	TFL-Yd	Int	TD	FF	FR
2009	13	17	10	0	1-4	0	0	1	1
2010	12	111	64	0	8-16	3	2	0	1
2011	13	116	50	2	7.5-18	1	1	0	0
2012	13	117	58	1	3.5-7	1	1	0	0
Totals	**51**	**361**	**182**	**3**	**20-45**	**5**	**4**	**1**	**2**

KLOOTWYK, RAY • RB/QB • 5-10, 185 • PELLA, IOWA

Yr.	G	Att	Yds	Ypc	TD	Lng	Ypg	Rec	Yds	TD	Lng
1946		35	134	3.8	2			1	10	0	
1947		57	224	3.9	1			1	12	0	
1948		20	42	2.1	1			5	54	0	
Totals		**112**	**400**	**3.6**	**4**			**7**	**76**	**0**	

Yr.	G	Att	Com	Int	Pct	Yds	TD	Lng	Rat	Ypg	Att	Yds	TD	Lng
1947		2	2	0	1.000	35	0		247.0		57	224	1	
1948		1	0	0	0	0	0		0		20	42	1	
Totals		**3**	**2**	**0**	**.667**	**35**	**0**		**164.7**		**77**	**266**	**2**	

KNIGHTEN, KEMP • DB • 5-11, 210 • HIALEAH, FLORIDA

Yr.	G	Tkls	Ast	Sks	TFL-Yd	Int	TD	FF	FR
1994	4	1	0	0	0-0	0	0	0	0
1996	7	9	2	0	0-0	0	0	0	0
1997	10	35	11	0	0-0	0	0	1	0
1998	10	28	9	0	2-9	0	0	0	0
Totals	**31**	**73**	**22**	**0**	**2-9**	**0**	**0**	**1**	**0**

KNOCK, KYLE • TE • 6-2, 262 • CEDAR RAPIDS, IOWA

Yr.	G	Rec	Yds	Ypr	TD	Lng	Ypg	Att	Yds	TD	Lng
2000	11	5	72	14.4	0	36	6.5	0	0	0	0
2001	10	5	59	11.8	0	23	5.9	0	0	0	0
2002	14	11	82	7.5	1	29	5.9	0	0	0	0
Totals	**35**	**21**	**213**	**10.1**	**1**	**36**	**6.1**	**0**	**0**	**0**	**0**

KNOP, CARL • WR • 6-0, 167 • GRISWOLD, IOWA

Yr.	G	Rec	Yds	Ypr	TD	Lng	Ypg	Att	Yds	TD	Lng
1947		1	14	14.0	1			0	0	0	
Totals		**1**	**14**	**14.0**	**1**			**0**	**0**	**0**	

KNOTT, JAKE • LB • 6-3, 252 • WAUKEE, IOWA

Yr.	G	Tkls	Ast	Sks	TFL-Yd	Int	TD	FF	FR
2009	13	23	5	0	2-7	0	0	0	0
2010	12	130	61	1	6-15	4	0	4	1
2011	13	115	41	0	4-5	2	0	4	1
2012	8	79	24	0.5	6-16	2	0	2	0
Totals	**46**	**347**	**131**	**1.5**	**18-43**	**8**	**0**	**10**	**2**

KNOTT, JIM • RB • 6-0, 210 • CRESCENT, IOWA

Yr.	G	Att	Yds	Ypc	TD	Lng	Ypg	Rec	Yds	TD	Lng
1991	11	45	223	5.0	3	21	20.3	7	34	0	10
1992	11	25	134	5.4	1	46	12.2	11	164	1	37
1993	11	32	148	4.6	4	15	13.5	2	24	0	13
1994	11	77	327	4.2	3	38	29.7	4	21	0	15
Totals	**44**	**179**	**832**	**4.6**	**11**	**46**	**18.9**	**24**	**243**	**1**	**37**

KNOTT, LUKE • LB • 6-1, 215 • LEE'S SUMMIT, MISSOURI

Yr.	G	Tkls	Ast	Sks	TFL-Yd	Int	TD	FF	FR
2013	6	45	19	0	1.5-3	0	0	1	0
2014	12	74	37	0	3.5-6	1	0	0	0
2015	12	21	9	1	3.0-12	0	0	0	1
Totals	**30**	**140**	**65**	**1**	**8.0-21**	**1**	**0**	**1**	**1**

KNUTH, JIM • WR • 6-5, 234 • STATE CENTER, IOWA

Yr.	G	Rec	Yds	Ypr	TD	Lng	Ypg	Att	Yds	TD	Lng
1979		15	212	14.1	0	38		0	0	0	0
1980		9	117	13.0	1	19		0	0	0	0
1982		3	31	10.3	0	11		0	0	0	0
Totals		**27**	**360**	**13.3**	**1**	**38**		**0**	**0**	**0**	**0**

KOCH, RANDY • DL • 6-2, 230 • CHARTER OAK, IOWA

Yr.	G	Tkls	Ast	Sks	TFL-Yd	Int	TD	FF	FR
1975		18	7			0	0	0	0
1976		19	10		3-13	0	0	0	0
1978		17	11		0-0	0	0	0	0
Totals		**54**	**28**		**3-13**	**0**	**0**	**0**	**0**

KOCK, RYAN • RB • 6-1, 239 • LOHRVILLE, IOWA

Yr.	G	Att	Yds	Ypc	TD	Lng	Ypg	Rec	Yds	TD	Lng
2003	12	8	30	3.8	0	8	2.5	3	6	0	4
2004	12	3	7	2.3	1	6	0.6	1	3	0	3
2005	12	54	129	2.4	13	8	10.8	1	6	0	5
2006	12	74	332	4.5	6	24	27.7	6	82	0	28
Totals	**48**	**139**	**498**	**3.6**	**20**	**24**	**10.4**	**11**	**97**	**0**	**28**

KOHL, JAMIE • PK • 6-0, 208 • WAUKESHA, WISCONSIN

Yr.	G	PAT	Att	Pct	FG	FGA	Pct	Lng	TP
1995	11	26	30	.867	10	17	.588	47	56
1996	11	33	34	.971	9	13	.692	48	60
1997	11	23	24	.958	9	14	.643	48	50
1998	11	24	25	.960	9	15	.600	54	51
Totals	**44**	**106**	**113**	**.938**	**37**	**59**	**.627**	**54**	**217**

KOLAR, CHARLIE • TE • 6-6, 260 • NORMAN, OKLAHOMA

Yr.	G	Rec	Yds	Ypr	TD	Lng	Ypg	Att	Yds	TD	Lng
2018	13	11	137	12.5	3	29	10.5	0	0	0	0
2019	13	51	697	13.7	7	49	53.6	0	0	0	0
2020	11	44	591	13.4	7	44	53.7	0	0	0	0
2021	12	62	756	12.2	6	34	63.0	0	0	0	0
Totals	**49**	**168**	**2181**	**13.0**	**23**	**49**	**44.5**	**0**	**0**	**0**	**0**

KOLLMAN, SCOTT • PK • 6-0, 179 • CEDAR FALLS, IOWA

Yr.	G	PAT	Att	Pct	FG	FGA	Pct	Lng	TP
1975		12	12	1.000	1	2	.500		15
1976		42	46	.913	11	17	.647		75
1977		29	31	.935	4	13	.308		41
Totals		**83**	**89**	**.933**	**16**	**32**	**.500**		**131**

KONRAD, PAUL • RB • 6-0, 205 • PARKSTON, SOUTH DAKOTA

Yr.	G	Att	Yds	Ypc	TD	Lng	Ypg	Rec	Yds	TD	Lng
1973		7	25	3.6	1			1	12	0	12
Total		**7**	**25**	**3.6**	**1**			**1**	**12**	**0**	**12**

KOSKI, KIP • QB • 5-11, 175 • AKRON, OHIO

Yr.	G	Att	Com	Int	Pct	Yds	TD	Lng	Rat	Ypg	Att	Yds	TD	Lng
1964		25	11	2	.440	213	0		99.6		15	-11	0	
1965		1	0	1	.000	0	0		-200.0		1	-5	0	
Totals		**26**	**11**	**3**	**.423**	**213**	**0**		**88.0**		**16**	**-16**	**0**	

KRAKAU, MERV • DL • 6-3, 230 • GUTHRIE CENTER, IOWA

Yr.	G	Tkls	Ast	Sks	TFL-Yd	Int	TD	FF	FR
1970		11	7			0	0		0
1971		87	45			0	0		1
1972		95	32			0	0		3
Totals		**193**	**84**			**0**	**0**		**4**

KRAMER, HOLDEN • P • 6-3, 181 • WEST DES MOINES, IOWA

Yr.	G	P	Yds	Avg	Lng
2014	5	7	209	29.9	38
2015	6	7	222	31.7	37
Totals	**11**	**14**	**431**	**30.8**	**38**

KRAVA, SCOTT • PK • 6-2, 180 • GRIMES, IOWA

Yr.	G	PAT	Att	Pct	FG	FGA	Pct	Lng	TP
2004	2	2	2	1.000	0	2	0	0	2
Totals	**2**	**2**	**2**	**1.000**	**0**	**2**	**0**	**0**	**2**

KREPFLE, KEITH • TE • 6-2, 220 • POTOSI, WISCONSIN

Yr.	G	Rec	Yds	Ypr	TD	Lng	Ypg	Att	Yds	TD	Lng
1971		34	492	14.5	6	47		0	0	0	
1972		30	450	15.0	4			3	0	0	
1973		30	436	14.5	5			0	0	0	
Totals		**94**	**1378**	**14.7**	**15**	**47**		**3**	**0**	**0**	

KRON, NICK • DL • 6-2, 240 • CLIVE, IOWA

Yr.	G	Tkls	Ast	Sks	TFL-Yd	Int	TD	FF	FR
2012	12	5	2	1	2-8	0	0	0	0
2013	12	14	5	.5	1.5-5	0	0	0	2
Totals	**24**	**19**	**7**	**1.5**	**3.5-13**	**0**	**0**	**0**	**2**

KRICK, AUSTIN • DL • 6-2, 263 • CLINTON, IOWA

Yr.	G	Tkls	Ast	Sks	TFL-Yd	Int	TD	FF	FR
2012	1	0	0	0	0-0	0	0	0	0
2013	11	8	6	1	1-1	0	0	0	0
Totals	**12**	**8**	**6**	**1**	**1-1**	**0**	**0**	**0**	**0**

KUDLINSKI, JIM • QB • 6-0, 180 • CHICAGO, ILLINOIS

Yr.	G	Att	Com	Int	Pct	Yds	TD	Lng	Rat	Ypg	Att	Yds	TD	Lng
1956		10	3	0	.300	94	0		109.0		0	0	0	
Totals		**10**	**3**	**0**	**.300**	**94**	**0**		**109.0**		**0**	**0**	**0**	

KUN, ERNIE • WR • 6-1, 194 • PALMERTON, OHIO

Yr.	G	Rec	Yds	Ypr	TD	Lng	Ypg	Att	Yds	TD	Lng
1963		2	31	15.5	0			0	0	0	
1964		5	46	9.2	0			0	0	0	
Totals		**7**	**77**	**11.0**	**0**			**0**	**0**	**0**	

KYLE, TAYVONN • CB • 5-11, 180 • VALDOSTA, GEORGIA

Yr.	G	Tkls	Ast	Sks	TFL-Yd	Int	TD	FF	FR
2019	7	29	7	0.5	4-6	0	0	0	0
2020	12	28	8	0	2-4	1	0	0	0
2021	11	3	2	0	0-0	0	0	0	0
Totals	**30**	**60**	**17**	**0.5**	**6-10**	**1**	**0**	**0**	**0**

LAING, CLEYON • DL • 6-4, 290 • EDMONTON, ALBERTA

Yr.	G	Tkls	Ast	Sks	TFL-Yd	Int	TD	FF	FR
2009	5	2	1	0	0-0	0	0	0	0
2010	9	15	9	0	1-1	0	0	1	0
2011	12	12	6	.5	0.5-5	0	0	0	0
2012	13	42	21	3	4.5-25	0	0	1	1
Totals	**39**	**71**	**37**	**3.5**	**6-31**	**0**	**0**	**2**	**1**

LAMONT, PRENTISS • RB • 5-9, 170 • CHEROKEE, IOWA

Yr.	G	Att	Yds	Ypc	TD	Lng	Ypg	Rec	Yds	TD	Lng
1956		15	36	2.4	0			3	45	1	
1958		15	45	3.0	1			0	0	0	
Totals		**30**	**81**	**2.7**	**1**			**3**	**45**	**1**	

LAMSON, CHUCK • RB • 6-0, 185 • AMES, IOWA

Yr.	G	Att	Yds	Ypc	TD	Lng	Ypg	Rec	Yds	TD	Lng
1958		52	262	5.0	0			0	0	0	
Totals		**52**	**262**	**5.0**	**0**			**0**	**0**	**0**	

LANG, JOHNNIE • RB • 5-8, 185 • PALMETTO, FLORIDA

Yr.	G	Att	Yds	Ypc	TD	Lng	Ypg	Rec	Yds	TD	Lng
2017	3	4	5	1.2	0	5	1.7	0	0	0	0
2018	12	22	79	3.6	1	14	6.6	4	30	0	10
2019	12	50	238	4.8	3	23	19.8	8	54	1	23
2020	6	3	2	0.7	0	3	0.3	4	24	0	10
Totals	**33**	**79**	**324**	**4.1**	**4**	**23**	**9.8**	**16**	**108**	**1**	**23**

LANGHOR, MARSHALL • TE • 6-0, 195 • GARY, INDIANA

Yr.	G	Rec	Yds	Ypr	TD	Lng	Ypg	Att	Yds	TD	Lng
1967		5	55	11.0	0			0	0	0	
Totals		**5**	**55**	**11.0**	**0**			**0**	**0**	**0**	

LANNING, JOEL • QB/LB • 6-2, 230 • ANKENY, IOWA

Yr.	G	Att	Com	Int	Pct	Yds	TD	Lng	Rat	Ypg	Att	Yds	TD	Lng
2015	11	193	107	4	.554	1247	10	74	122.7	113.4	94	330	4	24
2016	12	169	99	3	.586	1290	9	49	136.7	107.5	121	518	11	41
2017	13	4	3	0	.750	47	1	24	256.2	3.6	40	135	2	13
Totals	**36**	**366**	**209**	**7**	**.571**	**2584**	**20**	**74**	**130.62**	**69.8**	**255**	**983**	**17**	**41**

Yr.	G	Tkls	Ast	Sks	TFL-Yd	Int	TD	FF	FR
2017	13	114	63	6.0	11-50	1	0	0	1
Totals	**13**	**114**	**63**	**6.0**	**11-50**	**1**	**0**	**0**	**1**

LARKIN, BILL • DB • 6-1, 185 • CAMILLUS, NEW YORK

Yr.	G	Tkls	Ast	Sks	TFL-Yd	Int	TD	FF	FR
1975		70	39			0	0	0	3
1977		1	1		0-0	0	0	0	0
Totals		**71**	**40**		**0-0**	**0**	**0**	**0**	**3**

LARSEN, MIKE • DL • 6-2, 237 • HARLAN, IOWA

Yr.	G	Tkls	Ast	Sks	TFL-Yd	Int	TD	FF	FR
1975		35	12			0	0	1	1
Totals		**35**	**12**			**0**	**0**	**1**	**1**

LARY, JIM • RB/P • 5-10, 170 • OKLAHOMA CITY, OKLAHOMA

Yr.	G	Att	Yds	Ypc	TD	Lng	Ypg	Rec	Yds	TD	Lng
1956		38	124	3.3	0			1	14	0	14
1957		22	61	2.8	0			1	48	0	48
Totals		**60**	**185**	**3.1**	**0**			**2**	**62**	**0**	**48**

Yr.	G	P	Yds	Avg	Lng
1956		7	193	27.6	
1957		9	336	37.3	
Totals		**16**	**529**	**33.1**	

LATTIMER, JAKE • DL • 6-3, 247 • FORT SCOTT, KANSAS

Yr.	G	Tkls	Ast	Sks	TFL-Yd	Int	TD	FF	FR
2009	5	3	2	0	0-0	0	0	0	0
2010	12	39	17	4	6.5-43	0	0	2	1
2011	13	43	19	3	6-21	0	0	0	1
Totals	**30**	**85**	**38**	**7**	**12.5-64**	**0**	**0**	**2**	**2**

LATTING, CHUCK • RB/P • 6-1, 173 • CORDOVA, TENNESSEE

Yr.	G	Att	Yds	Ypc	TD	Lng	Ypg	Rec	Yds	TD	Lng
1956		26	151	5.8	3			0	0	0	
1957		13	38	2.9	0			4	56	0	
Totals		**39**	**189**	**4.8**	**3**			**4**	**56**	**0**	

Yr.	G	P	Yds	Avg	Lng
1956		6	209	34.8	
1957		21	762	36.3	
Totals		**27**	**971**	**36.0**	

LAUN, DEAN • WR • 6-1, 172 • CHARLES CITY, IOWA

Yr.	G	Rec	Yds	Ypr	TD	Lng	Ypg	Att	Yds	TD	Lng
1946		23	322	14.0	0			0	0	0	
1947		11	246	22.4	2			0	0	0	
1948		17	225	13.2	1			2	5	0	
1949		19	225	11.8	1			0	0	0	
Totals		**70**	**1018**	**14.5**	**4**			**2**	**5**	**0**	

LAUN, DON • RB • 6-1, 189 • CHARLES CITY, IOWA

Yr.	G	Att	Yds	Ypc	TD	Lng	Ypg	Rec	Yds	TD	Lng
1946		37	83	2.2	0			4	24	1	
1948		19	56	3.0	0			0	0	0	
1950		16	36	2.3	0			0	0	0	
Totals		**72**	**175**	**2.4**	**0**			**4**	**24**	**1**	

LAURES, PERRY • DL • 6-3, 262 • NEW HAMPTON, IOWA

Yr.	G	Tkls	Ast	Sks	TFL-Yd	Int	TD	FF	FR
1984	10	20	15	0	0-0	0	0	0	0
1985	11	46	21	4	5-53	0	0	1	1
Totals	**21**	**66**	**36**	**4**	**5-53**	**0**	**0**	**1**	**1**

LAZARD, ALLEN • WR • 6-5, 223 • URBANDALE, IOWA

Yr.	G	Rec	Yds	Ypr	TD	Lng	Ypg	Att	Yds	TD	Lng
2014	12	45	593	13.2	3	48	49.4	0	0	0	0
2015	11	56	808	14.4	6	74	73.5	0	0	0	0
2016	12	69	1018	14.8	7	67	84.8	0	0	0	0
2017	13	71	941	13.3	10	36	72.4	0	0	0	0
Totals	**48**	**241**	**3360**	**13.9**	**26**	**74**	**70.0**	**0**	**0**	**0**	**0**

LAZARD, KEVIN • DB • 6-1, 184 • BELLFLOWER, CALIFORNIA

Yr.	G	Tkls	Ast	Sks	TFL-Yd	Int	TD	FF	FR
1990	10	47	20	1	3-20	0	0	0	0
1991	8	31	14	0	0-0	0	0	0	0
1992	2	4	3	0	0-0	1	0	0	0
1993	11	50	19	0	0-0	2	0	1	0
Totals	**31**	**132**	**56**	**1**	**3-20**	**3**	**0**	**1**	**0**

LEADERS, MIKE • LB • 6-1, 212 • COUNCIL BLUFFS, IOWA

Yr.	G	Tkls	Ast	Sks	TFL-Yd	Int	TD	FF	FR
1976		6	4		0-0	0	0	0	0
1977		25	11		1-16	0	0	0	0
1978		51	23		3-19	0	0	0	0
1979		123	59		15-62	1	0	2	2
Totals		**205**	**97**		**19-97**	**1**	**0**	**2**	**2**

LEADERS, NICK • DL • 6-2, 290 • OMAHA, NEBRASKA

Yr.	G	Tkls	Ast	Sks	TFL-Yd	Int	TD	FF	FR
2002	14	75	31	5	8.5-33	0	0	2	1
2003	12	96	46	1	3-8	0	0	0	2
2004	12	50	20	3.5	11-39	0	0	0	1
2005	12	41	17	5.5	11.5-50	0	0	1	1
Totals	**50**	**262**	**114**	**15**	**34-130**	**0**	**0**	**3**	**5**

LEAFBLAD, MICKEY • WR • 6-3, 223 • GURNEE, ILLINOIS

Yr.	G	Rec	Yds	Ypr	TD	Lng	Ypg	Att	Yds	TD	Lng
1976		2	23	11.5	0	14		0	0	0	0
1977		4	40	10.0	0	13		0	0	0	0
1979		18	168	9.3	0	21		0	0	0	0
Totals		**24**	**231**	**9.6**	**0**	**21**		**0**	**0**	**0**	**0**

LEAKS, FRANKIE • WR • 5-11, 160 • MEMPHIS, TENNESSEE

Yr.	G	Rec	Yds	Ypr	TD	Lng	Ypg	Att	Yds	TD	Lng
1982		25	427	17.1	2	46		0	0	0	0
Totals		**25**	**427**	**17.1**	**2**	**46**		**0**	**0**	**0**	**0**

LEATH, BOBBY • DL • 6-3, 310 • LAKE WALES, FLORIDA

Yr.	G	Tkls	Ast	Sks	TFL-Yd	Int	TD	FF	FR
2015	10	1	1	0	0-0	0	0	0	0
Totals	**10**	**1**	**1**	**0**	**0-0**	**0**	**0**	**0**	**0**

LEE, ANDRE • LB • 6-0, 234 • CHICAGO, ILLINOIS

Yr.	G	Tkls	Ast	Sks	TFL-Yd	Int	TD	FF	FR
1995	8	2	2	0	0-0	0	0	0	0
1996	9	20	2	1	1-5	0	0	0	0
1997	9	17	13	1	1-7	0	0	0	0
Totals	**26**	**39**	**17**	**2**	**2-12**	**0**	**0**	**0**	**0**

LEE-CAMPBELL, DARIUS • WR • 6-2, 214 • SPRING, TEXAS

Yr.	G	Rec	Yds	Ypr	TD	Lng	Ypg	Att	Yds	TD	Lng
2015	2	1	8	8.0	0	8	4.0	0	0	0	0
Totals	**2**	**1**	**8**	**8.0**	**0**	**8**	**4.0**	**0**	**0**	**0**	**0**

LEE, ISAIAH • DL • 6-0, 305 • CHICAGO, ILLINOIS

Yr.	G	Tkls	Ast	Sks	TFL-Yd	Int	TD	FF	FR
2018	2	0	0	0	0-0	0	0	0	0
2019	1	0	0	0	0-0	0	0	0	0
2020	10	12	5	0	0-0	0	0	0	0
2021	13	21	13	1.5	5.5-17	0	0	0	0
Totals	**26**	**33**	**18**	**1.5**	**5.5-17**	**0**	**0**	**0**	**0**

LEMKE, DEVIN • DL • 6-4, 237 • ALDEN, IOWA

Yr.	G	Tkls	Ast	Sks	TFL-Yd	Int	TD	FF	FR
2013	7	7	3	0	.5-1	0	0	0	0
Totals	**7**	**7**	**3**	**0**	**.5-1**	**0**	**0**	**0**	**0**

LEMPKE, GREG • QB • 6-1, 203 • LIVERMORE, IOWA

Yr.	G	Att	Com	Int	Pct	Yds	TD	Lng	Rat	Ypg	Att	Yds	TD	Lng
1978		2	1	0	.500	4	0	4	66.8		5	23	0	28
Totals		**2**	**1**	**0**	**.500**	**4**	**0**	**4**	**66.8**		**5**	**23**	**0**	**28**

LENDINO, ROBERT • LB • 6-4, 226 • FOUNTAIN VALLEY, CALIFORNIA

Yr.	G	Tkls	Ast	Sks	TFL-Yd	Int	TD	FF	FR
1988	11	42	29	0	2-6	0	0	1	0
Totals	**11**	**42**	**29**	**0**	**2-6**	**0**	**0**	**1**	**0**

LENSING, CARSON • DL • 6-4, 255 • FORT ATKINSON, IOWA

Yr.	G	Tkls	Ast	Sks	TFL-Yd	Int	TD	FF	FR
2017	4	4	2	1.5	1.5-11	0	0	0	0
Totals	**4**	**4**	**2**	**1.5**	**1.5-11**	**0**	**0**	**0**	**0**

LENTH, DOUG • PK • 6-3, 180 • POSTVILLE, IOWA

Yr.	G	PAT	Att	Pct	FG	FGA	Pct	Lng	TP
1973		1	1	1.000	0	0	0		1
1975		8	8	1.000	4	9	.444		20
Totals		**9**	**9**	**1.000**	**4**	**9**	**.444**		**21**

LENZ, JOSH • WR • 6-0, 200 • DUBUQUE, IOWA

Yr.	G	Rec	Yds	Ypr	TD	Lng	Ypg	Att	Yds	TD	Lng
2009	13	20	186	9.3	0	22	14.3	1	8	0	8
2010	13	14	170	12.1	2	31	14.2	2	8	0	13
2011	12	39	510	13.1	2	38	42.5	2	-8	0	1
2012	10	31	459	14.8	6	74	45.9	0	0	0	0
Totals	**47**	**104**	**1325**	**12.7**	**10**	**74**	**28.2**	**5**	**8**	**0**	**13**

LEO, MATT • DL • 6-7, 275 • ADELAIDE, AUSTRALIA

Yr.	G	Tkls	Ast	Sks	TFL-Yd	Int	TD	FF	FR
2017	3	0	0	0	0	0	0	0	0
2018	13	19	6	2	6-30	0	0	0	0
2019	13	14	4	1	5.5-25	0	0	0	0
Total	**29**	**33**	**10**	**3**	**11.5-55**	**0**	**0**	**0**	**0**

LEONARD, LES • DL • 6-3, 206 • GLENVIEW, ILLINOIS

Yr.	G	Tkls	Ast	Sks	TFL-Yd	Int	TD	FF	FR
1974		3	3			0	0	0	0
Totals		**3**	**3**			**0**	**0**	**0**	**0**

LESS, JOHN • LB • 6-3, 229 • VAN HORNE, IOWA

Yr.	G	Tkls	Ast	Sks	TFL-Yd	Int	TD	FF	FR
1978		103	38		3-16	0	1	0	2
1979		39	18		2-5	1	1	2	0
1980		11	2		0-0	0	0	0	0
Totals		**153**	**58**		**5-21**	**1**	**2**	**2**	**2**

LESTER, STEVE • WR • 6-0, 195 • CHICAGO, ILLINOIS

Yr.	G	Rec	Yds	Ypr	TD	Lng	Ypg	Att	Yds	TD	Lng
1989	8	46	612	13.3	3	71	76.5	1	12	0	12
Totals	**8**	**46**	**612**	**13.3**	**3**	**71**	**76.5**	**1**	**12**	**0**	**12**

LEVINGSTON, CURTIS • WR • 5-8, 138 • KANSAS CITY, MISSOURI

Yr.	G	Rec	Yds	Ypr	TD	Lng	Ypg	Att	Yds	TD	Lng
1983		8	148	18.5	1	40		0	0	0	0
Totals		**8**	**148**	**18.5**	**1**	**40**		**0**	**0**	**0**	**0**

LEWIS, BRAXTON • DB • 5-11, 186 • OVERLAND PARK, KANSAS

Yr.	G	Tkls	Ast	Sks	TFL-Yd	Int	TD	FF	FR
2016	12	17	7	0	1-3	0	0	0	0
2017	13	14	4	0	1-1	1	0	0	0
2018	13	70	30	1	4-16	3	0	0	0
2019	12	68	27	0	2.5-6	1	0	0	1
Totals	**50**	**169**	**68**	**1**	**8.5-26**	**5**	**0**	**0**	**1**

LEWIS, CAL • DB • 6-1, 185 • DES PLAINES, ILLINOIS

Yr.	G	Tkls	Ast	Sks	TFL-Yd	Int	TD	FF	FR
1965		65	33			2	0		2
1966		59	30			2	0		0
1967		19	7			0	0		0
Totals		**143**	**70**			**4**	**0**		

LEWIS, HENRY • DL • 6-3, 260 • CLEWISTON, FLORIDA

Yr.	G	Tkls	Ast	Sks	TFL-Yd	Int	TD	FF	FR
1971		31	16			0	0		0
Totals		**31**	**16**			**0**	**0**		**0**

LILLIBRIDGE, MARC • LB • 6-1, 223 • MARION, IOWA

Yr.	G	Tkls	Ast	Sks	TFL-Yd	Int	TD	FF	FR
1992	9	15	8	0	0-0	0	0	1	0
1993	11	53	29	0	2-5	0	0	0	1
1994	11	88	45	2	10-32	0	0	1	0
Totals	**31**	**156**	**82**	**2**	**12-37**	**0**	**0**	**2**	**1**

LIMA, RAY • DL • 6-3, 305 • LOS ANGELES, CALIFORNIA

Yr.	G	Tkls	Ast	Sks	TFL-Yd	Int	TD	FF	FR
2017	13	25	11	0	4.5-8	0	0	0	0
2018	12	34	19	0	3.5-3	0	0	0	0
2019	13	28	19	0.5	2.5-3	0	0	0	0
Totals	**38**	**87**	**49**	**0.5**	**10.5-14**	**0**	**0**	**0**	**0**

LIMERICK, DICK • WR/PK • 6-1, 205 • SIOUX CITY, IOWA

Yr.	G	Rec	Yds	Ypr	TD	Lng	Ypg	Att	Yds	TD	Lng
1961		21	402	19.1	4			9	56	0	
1962		17	296	17.4	4			28	108	0	
1963		24	339	14.1	4			32	104	1	
Totals		**62**	**1037**	**16.7**	**12**			**69**	**268**	**1**	

Yr.	G	PAT	Att	Pct	FG	FGA	Pct	Lng	TP
1963		14	15	.933	5	11	.455		59
Totals		**14**	**15**	**.933**	**5**	**11**	**.455**		**59**

LINCAVAGE, MIKE • DB • 6-1, 202 • CHATSWORTH, CALIFORNIA

Yr.	G	Tkls	Ast	Sks	TFL-Yd	Int	TD	FF	FR
1993	11	10	3	0	0-0	0	0	0	0
1994	11	52	27	0	1-2	0	0	0	0
1995	11	109	47	0	0-0	2	0	0	3
1996	11	110	34	0	1-2	3	0	1	0
Totals	**44**	**281**	**111**	**0**	**2-4**	**5**	**0**	**1**	**3**

LINDER, NICK • DB • 5-10, 187 • IOWA CITY, IOWA

Yr.	G	Tkls	Ast	Sks	TFL-Yd	Int	TD	FF	FR
2001	9	3	1	0	0-0	1	0	0	0
2002	10	7	1	0	1-1	1	0	0	0
2003	11	3	0	0	0-0	0	0	0	0
Totals	**30**	**13**	**2**	**0**	**1-1**	**2**	**0**	**0**	**0**

LINGREN, JEFF • DL • 6-0, 217 • SCHLESWIG, IOWA

Yr.	G	Tkls	Ast	Sks	TFL-Yd	Int	TD	FF	FR
1978		10	5		0-0	0	0	0	0
Totals		**10**	**5**		**0-0**	**0**	**0**	**0**	**0**

LINN, HERB • DL • 6-4, 236 • VALENCIA, PENNSYLVANIA

Yr.	G	Tkls	Ast	Sks	TFL-Yd	Int	TD	FF	FR
1975		4	2			0	0	0	0
Totals		**4**	**2**			**0**	**0**	**0**	**0**

LINWOOD, CEDRIC • DB • 5-10, 194 • HOUSTON, TEXAS

Yr.	G	Tkls	Ast	Sks	TFL-Yd	Int	TD	FF	FR
1991	6	5	1	0	0-0	0	0	0	0
1992	4	5	4	0	0-0	0	0	0	0
1993	11	105	58	0.5	.5-9	1	0	0	0
1994	11	69	23	2	2-12	1	0	0	0
Totals	**32**	**184**	**86**	**2.5**	**2.5-21**	**2**	**0**	**0**	**0**

LITER, GREG • DL • 6-6, 266 • MOSINEE, WISCONSIN

Yr.	G	Tkls	Ast	Sks	TFL-Yd	Int	TD	FF	FR
1983	10	24	12	0	1-1	0	0	0	0
1984	11	27	12	1	6-21	0	0	0	0
1985	11	69	31	1	5-9	0	0	0	0
1986	11	82	33	5	16-70	0	0	1	0
Totals	**43**	**202**	**88**	**7**	**28-101**	**0**	**0**	**1**	**0**

LITTLE, STEVE • DL • 6-3, 264 • PEORIA, ILLINOIS

Yr.	G	Tkls	Ast	Sks	TFL-Yd	Int	TD	FF	FR
1980		5	3		1-7	0	0	0	0
1981		19	11		0-0	0	0	0	1
1982		13	5	3	5-20	0	0	0	0
1983	11	69	34	4	7-48	0	0	0	0
1984	11	64	25	3	8-23	0	0	1	1
Totals		**170**	**78**	**10**	**21-98**	**0**	**0**	**1**	**2**

LOHRENZ, BOB • RB • 5-10, 195 • BROWNTON, MINNESOTA

Yr.	G	Att	Yds	Ypc	TD	Lng	Ypg	Rec	Yds	TD	Lng
1956		21	77	3.7	0			0	0	0	
Totals		**21**	**77**	**3.7**	**0**			**0**	**0**	**0**	

LONGSHORE, DARREN • DB • 6-1, 182 • MASSILLON, OHIO

Yr.	G	Tkls	Ast	Sks	TFL-Yd	Int	TD	FF	FR
1980		3	0		0-0	0	0	0	0
1981		48	16		0-0	2	0	0	1
1982		13	4	0	1-3	2	0	0	0
Totals		**64**	**20**	**0**	**1-3**	**4**	**0**	**0**	**1**

LORENZ, TOM • TE • 6-3, 213 • REINBECK, IOWA

Yr.	G	Rec	Yds	Ypr	TD	Lng	Ypg	Att	Yds	TD	Lng
1968		2	13	6.5	0			0	0	0	
1969		2	25	12.5	0			0	0	0	
1970		32	443	13.8	3			0	0	0	
Totals		**36**	**481**	**13.4**	**3**			**0**	**0**	**0**	

LORENZEN, DONN • RB/P • 6-2, 200 • REINBECK, IOWA

Yr.	G	Att	Yds	Ypc	TD	Lng	Ypg	Rec	Yds	TD	Lng
1953		6	24	4.0	1			0	0	0	
1954		34	162	4.8	3			7	42	1	
1955		32	179	5.6	1			0	0	0	
Totals		**72**	**365**	**5.1**	**5**			**7**	**42**	**1**	

Yr.	G	P	Yds	Avg	Lng
1954		3	106	35.3	
Totals		**3**	**106**	**35.3**	

LORENZEN, JERRY • RB • 6-2, 206 • REINBECK, IOWA

Yr.	G	Att	Yds	Ypc	TD	Lng	Ypg	Rec	Yds	TD	Lng
1979		0	0	0.0	0	0		6	95	0	27
1980		6	-6	-1.0	0	4		15	203	0	34
1981	11	54	298	5.5	0	27	27.1	13	103	0	26
1982	10	30	82	2.7	0	8	8.2	6	39	0	11
Totals		**90**	**374**	**4.2**	**0**	**27**		**40**	**440**	**0**	**34**

LOVE JR., CRIS • QB • 6-5, 225 • ROUND ROCK, TEXAS

Yr.	G	Att	Com	Int	Pct	Yds	TD	Lng	Rat	Ypg	Att	Yds	TD	Lng
2002	4	10	5	0	.500	62	1	16	135.1	15.5	3	6	0	6
2003	7	65	28	2	.431	424	3	80	106.9	60.6	10	-31	0	9
2004	2	1	0	0	0	0	0	0	0.0	0	0	0	0	0
Totals	**13**	**76**	**33**	**2**	**.434**	**486**	**4**	**80**	**109.2**	**37.4**	**13**	**-25**	**0**	**9**

LOY, CLINT • LB • 6-2, 210 • KANSAS CITY, MISSOURI

Yr.	G	Tkls	Ast	Sks	TFL-Yd	Int	TD	FF	FR
1979		16	8		2-13	0	0	3	0
Totals		**16**	**8**		**2-13**	**0**	**0**	**3**	**0**

LOYD, JEREMY • LB • 6-2, 230 • PITTSBURGH, TEXAS

Yr.	G	Tkls	Ast	Sks	TFL-Yd	Int	TD	FF	FR
2001	11	68	31	2	6.5-35	2	0	0	0
2002	14	103	38	5.5	13-29	1	0	2	1
Totals	**25**	**171**	**69**	**7.5**	**19.5-64**	**3**	**0**	**2**	**1**

LUEBBERS, JIM • DL • 6-5, 246 • SHELL ROCK, IOWA

Yr.	G	Tkls	Ast	Sks	TFL-Yd	Int	TD	FF	FR
1982		12	5	0	0-0	0	0	1	0
1983	11	38	21	1	4-13	0	0	1	0
1984	11	86	61	5	14-60	0	0	3	2
1985	10	62	24	2	12-33	0	0	1	3
Totals	**32**	**198**	**111**	**8**	**30-106**	**0**	**0**	**6**	**5**

LUEDERS, WAYNE • DL • 6-1, 220 • LESUEUR, MINNESOTA

Yr.	G	Tkls	Ast	Sks	TFL-Yd	Int	TD	FF	FR
1965		82	52			0	0		1
Totals		**82**	**52**			**0**	**0**		**1**

LUNA, GABE • DE • 6-2, 250 • GARDEN CITY, KANSAS

Yr.	G	Tkls	Ast	Sks	TFL-Yd	Int	TD	FF	FR
2015	2	2	0	0	0-0	0	0	0	0
2016	11	18	7	0	2.0-7	0	0	0	0
Totals	**13**	**20**	**7**	**0**	**2.0-7**	**0**	**0**	**0**	**0**

LUTZ, GARY • RB/P • 5-8, 151 • OSCEOLA, IOWA

Yr.	G	Att	Yds	Ypc	TD	Lng	Ypg	Rec	Yds	TD	Lng
1953		78	321	4.1	2			15	249	3	
1954		35	157	4.5	1			2	26	1	
1955		22	62	2.8	0			2	33	0	
Totals		**135**	**540**	**4.0**	**3**			**19**	**308**	**4**	

Yr.	G	P	Yds	Avg	Lng
1953		14	455	32.5	
1954		4	112	28.0	
1955		3	68	22.7	
Totals		**21**	**635**	**30.2**	

LYLE, CHRISTOPHER • DL • 6-3, 249 • WALDORF, MARYLAND

Yr.	G	Tkls	Ast	Sks	TFL-Yd	Int	TD	FF	FR
2007	12	9	4	0	1-2	0	0	0	0
2008	12	38	14	5	7.5-37	0	0	2	1
2009	13	69	28	5	13-46	0	0	1	2
Totals	**37**	**116**	**46**	**10**	**21.5-85**	**0**	**0**	**3**	**3**

LYLES, WAYNE • DB • 6-0, 185 • BUFFALO, NEW YORK

Yr.	G	Tkls	Ast	Sks	TFL-Yd	Int	TD	FF	FR
1974		8	5			0	0	0	1
Totals		**8**	**5**			**0**	**0**	**0**	**1**

LYNN, KENNETH • DB • 5-10, 173 • DALLAS, TEXAS

Yr.	G	Tkls	Ast	Sks	TFL-Yd	Int	TD	FF	FR
2012	9	2	0	0	0-0	0	0	0	1
2013	7	8	0	0	0-0	0	0	0	0
2014	12	30	4	0	3.5-10	0	0	0	0
2015	6	6	2	0	0-0	0	0	0	0
Totals	**34**	**46**	**6**	**0**	**3.5-10**	**0**	**0**	**0**	**1**

MACHADO, JOHN • DL • 6-3, 245 • MIAMI, FLORIDA

Yr.	G	Tkls	Ast	Sks	TFL-Yd	Int	TD	FF	FR
2005	6	3	0	0	0-0	0	0	0	0
2006	12	4	0	0	0-0	0	0	0	1
Totals	**18**	**7**	**0**	**0**	**0-0**	**0**	**0**	**0**	**1**

MACK, VICTOR • RB • 5-11, 182 • MANSFIELD, OHIO

Yr.	G	Att	Yds	Ypc	TD	Lng	Ypg	Rec	Yds	TD	Lng
1978		70	297	4.2	3	16		3	22	0	10
1979		35	120	3.4	1	14		2	4	0	5
1980		4	12	3.0	0	4		0	0	0	0
Totals		**109**	**429**	**3.9**	**4**	**16**		**5**	**26**	**0**	**10**

MAGGITT, ROOSEVELT • DL • 6-3, 244 • RIVIERA, FLORIDA

Yr.	G	Tkls	Ast	Sks	TFL-Yd	Int	TD	FF	FR
2009	12	14	1	0	1-2	0	0	1	0
2010	12	30	11	0	2-2	0	0	2	1
2011	1	0	0	0	0-0	0	0	0	0
2012	13	33	15	2.5	7.5-34	0	0	0	1
Totals	**38**	**77**	**27**	**2.5**	**10.5-38**	**0**	**0**	**3**	**2**

MAHONEY, CRAIG • TE • 6-3, 228 • MASON CITY, IOWA

Yr.	G	Rec	Yds	Ypr	TD	Lng	Ypg	Att	Yds	TD	Lng
1987	9	1	6	6.0	0	6	.7	0	0	0	0
1988	10	1	12	12.0	0	12	1.2	0	0	0	0
1989	4	3	52	17.3	0	25	13.0	0	0	0	0
1990	9	14	179	12.8	0	42	19.9	0	0	0	0
Totals	**32**	**19**	**249**	**13.1**	**0**	**42**	**7.8**	**0**	**0**	**0**	**0**

MAHONEY, GRANT • PK • 6-0, 185 • MARION, IOWA

Yr.	G	PAT	Att	Pct	FG	FGA	Pct	Lng	TP
2008	12	33	33	1.000	17	25	.680	48	84
2009	13	26	30	.867	13	20	.650	52	65
2010	12	32	33	.970	8	17	.471	57	56
2011	13	2	4	.500	1	4	.250	54	5
Totals	**50**	**93**	**100**	**.930**	**39**	**66**	**.591**	**57**	**210**

MANN, RICH • QB • 5-10, 170 • SPENCER, IOWA

Yr.	G	Att	Com	Int	Pct	Yds	TD	Lng	Rat	Ypg	Att	Yds	TD	Lng
1951		212	104	17	.491	1296	15		107.7		31	-28	3	
1952		72	36	9	.500	389	3		84.1		19	-55	0	
Totals		**284**	**140**	**26**	**.493**	**1685**	**18**		**101.7**		**50**	**-83**	**3**	

MANNING, AARON • DB • 5-11, 174 • JERSEY CITY, NEW JERSEY

Yr.	G	Tkls	Ast	Sks	TFL-Yd	Int	TD	FF	FR
1985	11	32	8	0	0-0	0	0	1	2
1986	11	48	9	0	2-7	0	0	0	0
Totals	**22**	**80**	**17**	**0**	**2-7**	**0**	**0**	**1**	**2**

MANSFIELD, TAYLOR • DL • 6-1, 263 • DECORAH, IOWA

Yr.	G	Tkls	Ast	Sks	TFL-Yd	Int	TD	FF	FR
2007	1	1	0	0	0-0	0	0	0	0
2008	11	0	0	0	0-0	0	0	0	0
2009	13	1	0	0	0-0	0	0	0	0
2010	10	9	8	0	0-0	0	0	0	0
Totals	**35**	**11**	**8**	**0**	**0-0**	**0**	**0**	**0**	**0**

MARCELLUS, DUANE • RB • 6-0, 185 • HUMBOLDT, IOWA

Yr.	G	Att	Yds	Ypc	TD	Lng	Ypg	Rec	Yds	TD	Lng
1959		10	78	7.8	0			0	0	0	0
1960		0	0	0	0			1	17	0	17
1961		0	0	0	0			1	32	0	32
Totals		**10**	**78**	**7.8**	**0**			**2**	**49**	**0**	**32**

MARQUARDT, LARRY • RB • 6-5, 223 • ARLINGTON, MINNESOTA

Yr.	G	Att	Yds	Ypc	TD	Lng	Ypg	Rec	Yds	TD	Lng
1971		44	232	5.3	2			2	-2	0	1
1972		21	59	2.8	1			1	4	0	
1973		2	5	2.5	1			0	0	0	
Totals		**67**	**296**	**4.4**	**4**			**3**	**2**	**0**	**1**

MARSAU, BILL • DL • 6-5, 283 • HUDSON, IOWA

Yr.	G	Tkls	Ast	Sks	TFL-Yd	Int	TD	FF	FR
1996	11	25	19	0	0-0	0	0	0	0
Totals	**11**	**25**	**19**	**0**	**0-0**	**0**	**0**	**0**	**0**

MARSHALL, JERRY • WR/P • 6-4, 205 • SIBLEY, IOWA

Yr.	G	Rec	Yds	Ypr	TD	Lng	Ypg	Att	Yds	TD	Lng
1953		1	9	9.0	0			0	0	0	
1954		5	92	18.4	0			0	0	0	
Totals		**6**	**101**	**16.8**	**0**			**0**	**0**	**0**	

Yr.	G	P	Yds	Avg	Lng
1953		4	123	30.8	
Totals		**4**	**123**	**30.8**	

MARSHALL, LEO • WR • 6-1, 178 • NIAGARA FALLS, NEW YORK

Yr.	G	Rec	Yds	Ypr	TD	Lng	Ypg	Att	Yds	TD	Lng
1958		1	14	14.0	0			0	0	0	
1959		2	22	11.0	0			0	0	0	
Totals		**3**	**36**	**12.0**	**0**			**0**	**0**	**0**	

MARTIN, CHARLES • QB • 6-5, 200 • DUMAS, TEXAS

Yr.	G	Att	Com	Int	Pct	Yds	TD	Lng	Rat	Ypg	Att	Yds	TD	Lng
1956		21	6	2	.286	105	0		51.5		32	5	0	
Totals		**21**	**6**	**2**	**.286**	**105**	**0**		**51.5**		**32**	**5**	**0**	

MARTIN, ERIC • LB • 5-11, 210 • CEDAR RAPIDS, IOWA

Yr.	G	Tkls	Ast	Sks	TFL-Yd	Int	TD	FF	FR
1994	9	20	12	0	0-0	0	0	0	0
Totals	**9**	**20**	**12**	**0**	**0-0**	**0**	**0**	**0**	**0**

MARTIN, JALEN • WR • 6-3, 208 • DETROIT, MICHIGAN

Yr.	G	Rec	Yds	Ypr	TD	Lng	Ypg	Att	Yds	TD	Lng
2017	13	2	22	11.0	0	24	1.7	0	0	0	0
2018	4	0	0	0	0	0	0	0	0	0	0
Totals	**17**	**2**	**22**	**11.0**	**0**	**24**	**1.7**	**0**	**0**	**0**	**0**

MARTINSON, BOB • DL • 6-0, 200 • BEMIDJI, MINNESOTA

Yr.	G	Tkls	Ast	Sks	TFL-Yd	Int	TD	FF	FR
1970		5	3			0	0		0
1971		14	5			0	0		0
1972		3	2			0	0		0
Totals		**22**	**10**			**0**	**0**		**0**

MASON, TOM • QB • 5-11, 175 • ENDWELL, NEW YORK

Yr.	G	Att	Com	Int	Pct	Yds	TD	Lng	Rat	Ypg	Att	Yds	TD	Lng
1974		44	16	2	.364	220	0	40	69.3		56	173	1	18
1975		128	42	13	.328	725	4	56	70.3		50	15	1	16
Totals		**172**	**58**	**15**	**.337**	**945**	**4**	**56**	**70.1**		**106**	**188**	**2**	**18**

MASON, TOM • WR • 5-11, 175 • ENDWELL, NEW YORK

Yr.	G	Rec	Yds	Ypr	TD	Lng	Ypg	Att	Yds	TD	Lng
1974		4	96	24.0	1	38		56	173	1	18
Totals		**4**	**96**	**24.0**	**1**	**38**		**56**	**173**	**1**	**18**

MATEY, BOB • DL • 6-0, 226 • YOUNGSTOWN, OHIO

Yr.	G	Tkls	Ast	Sks	TFL-Yd	Int	TD	FF	FR
1969		25	12			0	0		0
1970		44	30			0	0		1
1971		103	55			0	0		0
Totals		**172**	**97**			**0**	**0**		**1**

MAURER, GEORGE • WR • 6-1, 196 • COLUMBUS, OHIO

Yr.	G	Rec	Yds	Ypr	TD	Lng	Ypg	Att	Yds	TD	Lng
1964		3	39	13.0	0			0	0	0	
1965		19	221	11.6	1			0	0	0	
1966		30	320	10.7	0			0	0	0	
Totals		**52**	**580**	**11.2**	**1**			**0**	**0**	**0**	

MAYBERRY, DAVE • LB • 6-1, 205 • MILWAUKEE, WISCONSIN

Yr.	G	Tkls	Ast	Sks	TFL-Yd	Int	TD	FF	FR
1965		28	19			0	0		0
1966		96	54			2	0		1
1967		81	45			0	0		1
Totals		**205**	**118**			**2**	**0**		**2**

MAYZE, ANTHONY • DB • 6-3, 206 • WICHITA FALLS, TEXAS

Yr.	G	Tkls	Ast	Sks	TFL-Yd	Int	TD	FF	FR
1984	11	119	63	1	5-39	1	0	2	3
1985	11	60	30	0	1-3	0	0	0	0
Totals	**22**	**179**	**93**	**1**	**6-42**	**1**	**0**	**2**	**3**

MCCUE, BILLY • DB • 5-10, 190 • AURORA, ILLINOIS

Yr.	G	Tkls	Ast	Sks	TFL-Yd	Int	TD	FF	FR
1982		12	4	0	0-0	0	0	0	0
1983	8	38	17	0	0-0	1	0	0	0
1984	11	19	13	0	0-0	0	0	0	2
Totals		**69**	**34**	**0**	**0-0**	**1**	**0**	**0**	**2**

MCCURRY, DAVE • DB/WR • 6-2, 192 • GRINNELL, IOWA

Yr.	G	Tkls	Ast	Sks	TFL-Yd	Int	TD	FF	FR
1970		5	2			0	0		1
1971		27	14			3	0		2
1972		48	25			4	0		1
Totals		**80**	**41**			**7**	**0**		**4**

Yr.	G	Rec	Yds	Ypr	TD	Lng	Ypg	Att	Yds	TD	Lng
1970		18	268	14.9	3			1	-11	0	
1971		7	142	20.3	0	39		2	-3	0	
Totals		**25**	**410**	**16.4**	**3**	**39**		**3**	**-14**	**0**	

MCDONALD, CRAIG • DB • 6-3 •210 • MINNEAPOLIS, MINNESOTA

Yr.	G	Tkls	Ast	Sks	TFL-Yd	Int	TD	FF	FR
2020	4	1	0	0	0-0	0	0	0	0
2021	13	41	17	0	1.5-2	2	0	0	0
Totals	**17**	**42**	**17**	**0**	**1.5-2**	**2**	**0**	**0**	**0**

MCDONALD, DENNIS • RB • 6-1, 202 • BURLINGTON, IOWA

Yr.	G	Att	Yds	Ypc	TD	Lng	Ypg	Rec	Yds	TD	Lng
1969		75	201	2.7	0			0	0	0	0
1970		60	239	4.0	0			2	-1	0	0
1971		126	552	4.4	2			8	66	0	40
Total		**261**	**992**	**3.8**	**2**			**10**	**65**	**0**	**40**

MCDONALD IV, WILL • DL • 6-4, 245 • PEWAUKEE, WISCONSIN

Yr.	G	Tkls	Ast	Sks	TFL-Yd	Int	TD	FF	FR
2018	4	3	0	1	1-11	0	0	1	0
2019	13	15	5	6	6-33	0	0	1	0
2020	12	33	14	10.5	13.5-63	0	0	2	0
2021	13	36	12	11.5	14-86	0	0	5	0
Totals	**42**	**87**	**31**	**29**	**34.5-193**	**0**	**0**	**9**	**0**

MCDONOUGH, JAKE • DL • 6-5, 280 • URBANDALE, IOWA

Yr.	G	Tkls	Ast	Sks	TFL-Yd	Int	TD	FF	FR
2009	1	1	0	0	0-0	0	0	0	0
2010	11	17	9	1	3-8	0	0	0	1
2011	13	34	14	2	4.5-12	0	0	1	0
2012	13	36	15	2	5.5-35	0	0	0	0
Totals	**38**	**88**	**38**	**5**	**13-55**	**0**	**0**	**1**	**1**

MCDONOUGH, SHAMUS • DL • 6-4, 276 • CORNING, IOWA

Yr.	G	Tkls	Ast	Sks	TFL-Yd	Int	TD	FF	FR
1979		53	25		5-15	0	0	0	0
1980		79	40		7-39	0	0	3	2
1981		97	42		3-14	1	0	1	1
1982		106	49	0	5-16	1	0	0	2
Totals		**335**	**156**	**0**	**20-84**	**2**	**0**	**4**	**5**

MCDOWELL, DEVIN • DB • 5-9, 180 • GARLAND, TEXAS

Yr.	G	Tkls	Ast	Sks	TFL-Yd	Int	TD	FF	FR
2007	12	16	3	0	0-0	1	1	0	0
2008	7	16	7	0	1-5	1	0	0	0
2009	1	0	0	0	0-0	0	0	0	0
Totals	**20**	**32**	**10**	**0**	**1-5**	**2**	**1**	**0**	**0**

MCFARLAND, RON • DL • 6-2, 245 • CINCINNATI, OHIO

Yr.	G	Tkls	Ast	Sks	TFL-Yd	Int	TD	FF	FR
1973		58	31			0	0	0	0
1974		19	8			0	0	0	0
1975		90	44			0	0	3	3
1976		7	1		4-31	0	0	0	1
1977		67	20		7-23	0	0	1	0
Totals		**241**	**104**		**11-54**	**0**	**0**	**4**	**4**

MCGLYNN, JIM • RB • 5-10, 198 • DES MOINES, IOWA

Yr.	G	Att	Yds	Ypc	TD	Lng	Ypg	Rec	Yds	TD	Lng
1948		4	27	6.8	0			1	-2	0	
1949		8	56	7.0	0			0	0	0	
1950		24	52	2.2	3			5	59	0	
Totals		**36**	**135**	**3.8**	**3**			**6**	**57**	**0**	

MCGONEGLE, JOHN • WR • 6-1, 200 • CINCINNATI, OHIO

Yr.	G	Rec	Yds	Ypr	TD	Lng	Ypg	Att	Yds	TD	Lng
1962		5	92	18.4	0			0	0	0	
Totals		**5**	**92**	**18.4**	**0**			**0**	**0**	**0**	

MCKENZIE, TYRONE • LB • 6-2, 230 • TAMPA, FLORIDA

Yr.	G	Tkls	Ast	Sks	TFL-Yd	Int	TD	FF	FR
2006	12	129	71	2	9.5-32	1	0	4	0
Totals	**12**	**129**	**71**	**2**	**9.5-32**	**1**	**0**	**4**	**0**

MCKILLOP, JOHN • LB • 6-2, 220 • PLEASANTVILLE, NEW JERSEY

Yr.	G	Tkls	Ast	Sks	TFL-Yd	Int	TD	FF	FR
1971		19	12			0	0		0
1972		89	50			0	0		1
1973		11	6			0	0	0	0
Totals		**119**	**68**			**0**	**0**	**0**	**1**

MCKNIGHT, MIKE • PK • 6-2, 209 • FORT DODGE, IOWA

Yr.	G	PAT	Att	Pct	FG	FGA	Pct	Lng	TP
1999	11	26	30	.867	7	13	.538	43	47
2000	11	16	19	.842	7	13	.538	40	37
Totals	**22**	**42**	**49**	**.857**	**14**	**26**	**.538**	**43**	**84**

MCMILLEN III, BOBBY • LB • 6-2, 225 • NAPERVILLE, ILLINOIS

Yr.	G	Tkls	Ast	Sks	TFL-Yd	Int	TD	FF	FR
2016	5	6	2	0	0-0	0	0	0	0
2017	13	9	2	1	1-1	0	0	0	0
2018	2	0	0	0	0-0	0	0	0	0
2019	13	22	10	0	0-0	0	0	0	0
Totals	**33**	**37**	**14**	**1.0**	**1-1**	**0**	**0**	**0**	**0**

MCMILLION, JAMES • RB • 5-10, 187 • BELLEVUE, NEBRASKA

Yr.	G	Att	Yds	Ypc	TD	Lng	Ypg	Rec	Yds	TD	Lng
1991	0	0	0	0	0	0	0	0	0	0	0
1992	9	35	215	6.1	2	62	23.9	7	102	0	41
1993	11	39	174	4.5	1	28	15.8	9	28	1	13
Totals	**20**	**74**	**389**	**5.3**	**3**	**62**	**19.5**	**16**	**130**	**1**	**41**

MCPHERSON, BOB • RB • 5-11, 190 • LONGVIEW, TEXAS

Yr.	G	Att	Yds	Ypc	TD	Lng	Ypg	Rec	Yds	TD	Lng
1967		29	70	2.4	0			2	-3	0	
Totals		**29**	**70**	**2.4**	**0**			**2**	**-3**	**0**	

MEDDERS, BRETT • WR • 6-3, 200 • WESTLAKE VILLAGE, CALIFORNIA

Yr.	G	Rec	Yds	Ypr	TD	Lng	Ypg	Att	Yds	TD	Lng
2014	3	3	27	9.0	0	14	0	0	0	0	0
Totals	**3**	**3**	**27**	**9.0**	**0**	**14**	**0**	**0**	**0**	**0**	**0**

MEEKS, ALTON • LB • 6-3, 244 • ORLANDO, FLORIDA

Yr.	G	Tkls	Ast	Sks	TFL-Yd	Int	TD	FF	FR
2014	11	12	7	0	0	0	0	1	0
Totals	**11**	**12**	**7**	**0**	**0**	**0**	**0**	**1**	**0**

MEIS, JOHN • DL • 6-3, 225 • LEMARS, IOWA

Yr.	G	Tkls	Ast	Sks	TFL-Yd	Int	TD	FF	FR
1977		6	6		0-0	0	0	0	0
1978		31	14		3-10	0	0	0	1
Totals		**37**	**20**		**3-10**	**0**	**0**	**0**	**1**

MELING, MELVIN • RB • 5-7, 160 • ROCHELLE, ILLINOIS

Yr.	G	Att	Yds	Ypc	TD	Lng	Ypg	Rec	Yds	TD	Lng
1949		14	82	5.9	1			1	12	0	
1950		59	306	5.2	1			12	101	1	
1951		28	142	5.1	1			4	23	1	
Totals		**101**	**530**	**5.2**	**3**			**17**	**136**	**2**	

MESSIAH, EUSEPH • WR • 5-10, 170 • BETTENDORF, IOWA

Yr.	G	Rec	Yds	Ypr	TD	Lng	Ypg	Att	Yds	TD	Lng
2005	1	0	0	0	0	0	0	0	0	0	0
2006	4	3	28	9.3	0	10	7.0	0	0	0	0
2007	10	2	2	1.0	0	3	0.2	1	1	0	1
2008	12	1	7	7.0	0	7	0.6	0	0	0	0
Totals	**27**	**6**	**37**	**6.2**	**0**	**10**	**1.4**	**1**	**1**	**0**	**1**

MEVIS, ANDREW • PK/P • 5-11, 205 • WARSAW, INDIANA

Yr.	G	PAT	Att	Pct	FG	FGA	Pct	Lng	TP
2021	13	32	32	1.00	20	23	.870	54	92
Totals	**13**	**32**	**32**	**1.00**	**20**	**23**	**.870**	**54**	**92**

Yr.	G	P	Yds	Avg	Lng
2021	13	25	1016	40.6	55
Totals	**13**	**25**	**1016**	**40.6**	**55**

MEYER, BRET • QB • 6-3, 211 • ATLANTIC, IOWA

Yr.	G	Att	Com	Int	Pct	Yds	TD	Lng	Rat	Ypg	Att	Yds	TD	Lng
2004	12	290	149	6	.514	1926	10	77	114.4	160.5	144	331	2	23
2005	12	368	227	10	.617	2876	19	63	138.9	239.7	133	123	1	39
2006	12	374	211	12	.564	2546	12	44	117.8	212.2	137	177	6	18
2007	12	382	233	13	.610	2151	9	55	109.3	179.2	95	292	3	19
Totals	**48**	**1414**	**820**	**41**	**.580**	**9499**	**50**	**77**	**120.3**	**197.9**	**509**	**923**	**12**	**39**

MEYERS, MITCHELL • DL • 6-4, 255 • THE WOODLANDS, TEXAS

Yr.	G	Tkls	Ast	Sks	TFL-Yd	Int	TD	FF	FR
2013	12	14	5	0	1.5-7	0	0	0	0
2014	12	30	14	0	2-6	0	0	0	0
2015	Did Not Play								
2016	12	28	11	0	4.5-9	0	0	0	0
Totals	**36**	**72**	**30**	**0**	**8.0-22**	**0**	**0**	**0**	**0**

MHOON, IVORY • WR • 5-7, 172 • DAVENPORT, IOWA

Yr.	G	Rec	Yds	Ypr	TD	Lng	Ypg	Att	Yds	TD	Lng
1994	11	7	92	13.1	0	19	8.4	0	0	0	0
Totals	**11**	**7**	**92**	**13.1**	**0**	**19**	**8.4**	**0**	**0**	**0**	**0**

MILLER JR., D.J. • DB • 5-11, 176 • O'FALLON, MISSOURI

Yr.	G	Tkls	Ast	Sks	TFL-Yd	Int	TD	FF	FR
2019	11	9	4	0	0-0	0	0	1	1
2020	12	7	2	0	0-0	0	0	0	0
2021	5	2	0	0	0-0	0	0	0	0
Totals	**28**	**18**	**6**	**0**	**0-0**	**0**	**0**	**1**	**1**

MILLER, JEVOHN • LB • 6-1, 241 • BROOKLYN, IOWA

Yr.	G	Tkls	Ast	Sks	TFL-Yd	Int	TD	FF	FR
2011	12	2	1	0	0-0	0	0	0	0
2012	13	22	11	0	0-0	0	0	0	0
2013	12	44	13	0	2.5-4	0	0	0	0
2014	8	68	32	1	3.5-10	0	1	0	1
Totals	**45**	**136**	**57**	**1**	**6.0-14**	**0**	**1**	**0**	**1**

MILLER, RICH • P • 5-11, 206 • URBANDALE, IOWA

Yr.	G	P	Yds	Avg	Lng
1978		66	2619	39.5	68
1979		72	2548	35.4	73
1980		64	2398	37.5	64
1981		59	2224	37.7	68
Totals		**261**	**9789**	**37.5**	**73**

MILLER, TODD • WR • 5-8, 175 • MOUNT PLEASANT, IOWA

Yr.	G	Rec	Yds	Ypr	TD	Lng	Ypg	Att	Yds	TD	Lng
2002	14	2	25	12.5	0	16	1.8	0	0	0	0
2003	12	1	6	6.0	0	6	0.5	0	0	0	0
2004	12	31	341	11.0	1	27	28.4	0	0	0	0
Totals	**38**	**34**	**372**	**10.9**	**1**	**27**	**9.8**	**0**	**0**	**0**	**0**

MILLER, TODD • DL • 6-4, 258 • LAKE CITY, IOWA

Yr.	G	Tkls	Ast	Sks	TFL-Yd	Int	TD	FF	FR
1989	2	3	1	0	0-0	0	0	0	0
1990	10	11	3	1	1-10	0	0	0	1
1992	11	45	20	0	3-5	0	0	0	0
1993	10	18	6	0	3-8	0	0	1	3
Totals	**33**	**77**	**30**	**1**	**7-23**	**0**	**0**	**1**	**4**

MILLS, BRIAN • LB • 5-10, 230 • CLERMONT, FLORIDA

Yr.	G	Tkls	Ast	Sks	TFL-Yd	Int	TD	FF	FR
2014	12	26	6	0	0	0	0	0	0
2015	9	41	13	0	3-5	0	0	1	0
2016	12	45	20	2.0	5.5-19	0	0	1	1
Totals	**33**	**112**	**39**	**2.0**	**8.5-24**	**0**	**0**	**2**	**1**

MILNER, DAN • LB • 6-1, 232 • CASHMERE, WASHINGTON

Yr.	G	Tkls	Ast	Sks	TFL-Yd	Int	TD	FF	FR
1990	11	110	47	0	2-17	0	0	0	0
1991	11	120	48	0	5-10	0	0	1.5	1
1992	11	97	40	0	3-3	0	0	3	1
Totals	**33**	**327**	**135**	**0**	**10-30**	**0**	**0**	**4.5**	**2**

MILTON, TARIQUE • WR • 5-10, 188 • BRADENTON, FLORIDA

Yr.	G	Rec	Yds	Ypr	TD	Lng	Ypg	Att	Yds	TD	Lng
2018	13	34	417	12.3	1	60	32.1	1	3	0	3
2019	13	35	722	20.6	3	73	55.5	0	0	0	0
2020	6	15	102	6.8	0	42	17.0	0	0	0	0
2021	12	15	278	18.5	3	68	23.1	0	0	0	0
Totals	**44**	**99**	**1519**	**15.3**	**7**	**73**	**34.5**	**1**	**3**	**0**	**3**

MINOR, ROBBIE • WR • 6-0, 192 • HAZELWOOD, MISSOURI

Yr.	G	Rec	Yds	Ypr	TD	Lng	Ypg	Att	Yds	TD	Lng
1983		20	322	16.2	1	41		0	0	0	0
1984	11	17	197	11.6	1	21	17.9	0	0	0	0
1986	11	35	592	16.9	4	54	53.8	0	0	0	0
Totals		**72**	**1111**	**15.4**	**6**	**54**		**0**	**0**	**0**	**0**

MITCHELL, JACK • DL • 6-4, 250 • TORRANCE, CALIFORNIA

Yr.	G	Tkls	Ast	Sks	TFL-Yd	Int	TD	FF	FR
1996	7	9	4	0	1-2	0	0	1	0
1997	4	8	4	0	1-3	0	0	0	1
Totals	**11**	**17**	**8**	**0**	**2-5**	**0**	**0**	**1**	**1**

MITCHELL, LES • WR • 6-1, 185 • CLEVELAND, OHIO

Yr.	G	Rec	Yds	Ypr	TD	Lng	Ypg	Att	Yds	TD	Lng
1970		1	45	45.0	1	45		0	0	0	
1971		1	8	8.0	0	8		0	0	0	
Totals		**2**	**53**	**26.5**	**1**	**45**		**0**	**0**	**0**	

MITCHELL, RE-AL • QB • 6-0, 195 • EASTVALE, CALIFORNIA

Yr.	G	Att	Com	Int	Pct	Yds	TD	Lng	Rat	Ypg	Att	Yds	TD	Lng
2019	5	4	2	0	.500	14	1	9	161.9	2.8	11	100	1	29
Totals	**5**	**4**	**2**	**0**	**.500**	**14**	**1**	**9**	**161.9**	**2.8**	**11**	**100**	**1**	**29**

MOLIS, BILL • RB • 5-11, 168 • MUSCATINE, IOWA

Yr.	G	Att	Yds	Ypc	TD	Lng	Ypg	Rec	Yds	TD	Lng
1953		4	18	4.5	0			0	0	0	
Totals		**4**	**18**	**4.5**	**0**			**0**	**0**	**0**	

MONTGOMERY, DAVID • RB • 5-11, 216 • CINCINNATI, OHIO

Yr.	G	Att	Yds	Ypc	TD	Lng	Ypg	Rec	Yds	TD	Lng
2016	12	109	563	5.2	2	46	46.9	13	129	0	28
2017	13	258	1146	4.4	11	58	88.2	36	296	0	46
2018	12	257	1216	4.7	13	39	101.3	22	157	0	53
Totals	**37**	**624**	**2925**	**4.7**	**26**	**58**	**79.1**	**71**	**582**	**0**	**53**

MONTGOMERY, D'VARIO • WR • 6-6, 213 • WINTER PARK, FLORIDA

Yr.	G	Rec	Yds	Ypr	TD	Lng	Ypg	Att	Yds	TD	Lng
2014	12	44	605	13.8	2	59	55.0	1	9	0	9
2015	11	27	335	12.4	3	59	30.5	0	0	0	0
Totals	**23**	**71**	**940**	**13.2**	**5**	**59**	**40.9**	**1**	**9**	**0**	**9**

MONTGOMERY, JAMAUL • WR • 6-0, 197 • LONG BEACH, CALIFORNIA

Yr.	G	Rec	Yds	Ypr	TD	Lng	Ypg	Att	Yds	TD	Lng
2000	5	2	57	28.5	0	33	11.4	0	0	0	0
2001	11	19	195	10.3	0	30	17.7	7	28	0	12
2002	13	36	485	13.5	5	47	37.3	2	-3	0	2
2003	11	24	239	10.0	2	28	21.7	1	3	0	3
Totals	**40**	**81**	**976**	**12.0**	**7**	**47**	**24.4**	**10**	**28**	**0**	**12**

MONTRE, LARRY • WR • 6-4, 215 • DEARBORN, MICHIGAN

Yr.	G	Rec	Yds	Ypr	TD	Lng	Ypg	Att	Yds	TD	Lng
1960		4	57	14.3	1			0	0	0	
1961		10	210	21.0	4			0	0	0	
1962		10	105	10.5	0			0	0	0	
Totals		**24**	**372**	**15.5**	**5**			**0**	**0**	**0**	

MOORE, BARRY • DL • 6-4, 255 • QUINCY, ILLINOIS

Yr.	G	Tkls	Ast	Sks	TFL-Yd	Int	TD	FF	FR
1981		2	1		0-0	0	0	0	1
1982		4	2	0	0-0	0	0	0	0
1983	11	67	38	0	0-0	0	0	1	0
1984	11	62	25	4	9-42	0	0	1	2
Totals		**135**	**66**	**4**	**9-42**	**0**	**0**	**2**	**3**

MOORE, CHRIS • LB • 6-2, 215 • SALT LAKE CITY, UTAH

Yr.	G	Tkls	Ast	Sks	TFL-Yd	Int	TD	FF	FR
1985	11	48	17	0	6-30	0	0	1	1
1986	11	145	56	1	7-31	0	0	4	1
1987	8	98	56	0	1-1	2	0	1	2
Totals	**30**	**291**	**129**	**1**	**14-62**	**2**	**0**	**6**	**4**

MOORE, MOSES • RB • 6-0, 200 • MIAMI, FLORIDA

Yr.	G	Att	Yds	Ypc	TD	Lng	Ypg	Rec	Yds	TD	Lng
1971		36	185	5.1	0			2	11	0	11
1972		49	233	4.8	0			8	63	0	
1973		26	92	3.5	1			2	23	1	
Totals		**111**	**510**	**4.6**	**1**			**12**	**97**	**1**	**11**

MOORE, TROY • WR • 5-11, 181 • PULLMAN, WASHINGTON

Yr.	G	Rec	Yds	Ypr	TD	Lng	Ypg	Att	Yds	TD	Lng
1988	10	1	9	9.0	0	9	0.9	0	0	0	0
1989	10	17	305	17.9	1	36	30.5	0	0	0	0
1990	11	15	254	16.9	0	33	23.1	0	0	0	0
Totals	**31**	**33**	**568**	**17.2**	**1**	**36**	**18.3**	**0**	**0**	**0**	**0**

MOOREHEAD, SHAWN • DL • 6-4, 250 • MASON CITY, IOWA

Yr.	G	Tkls	Ast	Sks	TFL-Yd	Int	TD	FF	FR
2004	12	46	18	4.5	9-42	0	0	2	0
2005	12	34	12	5.5	9.5-45	0	0	0	0
2006	12	46	13	8.5	12-46	1	0	1	0
Totals	**36**	**126**	**43**	**18.5**	**30.5-133**	**1**	**0**	**3**	**0**

MOORER, REGGIE • TE • 5-10, 183 • SOUTH BAY, FLORIDA

Yr.	G	Rec	Yds	Ypr	TD	Lng	Ypg	Att	Yds	TD	Lng
1999	2	3	76	25.3	1	48	38.0	0	0	0	0
Totals	**2**	**3**	**76**	**25.3**	**1**	**48**	**38.0**	**0**	**0**	**0**	**0**

MORGAN, C.J. • LB • 6-3, 212 • LAKE WALES, FLORIDA

Yr.	G	Tkls	Ast	Sks	TFL-Yd	Int	TD	FF	FR
2011	8	17	8	0	2-6	0	0	0	0
2012	12	12	7	0	1.5-3	0	0	0	0
Totals	**20**	**29**	**15**	**0**	**3.5-9**	**0**	**0**	**0**	**0**

MORRISSEY, CORY • DL • 6-4, 260 • AMES, IOWA

Yr.	G	Tkls	Ast	Sks	TFL-Yd	Int	TD	FF	FR
2012	9	7	4	0	2-10	0	0	1	0
2013	12	52	17	2	6.5-27	0	0	1	3
2014	12	51	22	6	8.5-27	0	0	1	0
Totals	**33**	**110**	**43**	**8**	**17-64**	**0**	**0**	**3**	**3**

MORSE, JIM • LB • 6-1, 224 • MINDEN, IOWA

Yr.	G	Tkls	Ast	Sks	TFL-Yd	Int	TD	FF	FR
1997	10	53	24	1	2-10	0	0	1	1
1998	10	9	5	0	0-0	0	0	0	0
1999	5	3	0	0	0-0	0	0	0	0
Totals	**25**	**65**	**29**	**1**	**2-10**	**0**	**0**	**1**	**1**

MORTON, ED • RB • 6-0, 190 • WESTFIELD, NEW JERSEY

Yr.	G	Att	Yds	Ypc	TD	Lng	Ypg	Rec	Yds	TD	Lng
1974		1	4	4.0	0	4		0	0	0	0
1975		3	22	7.3	0	20		0	0	0	0
Totals		**4**	**26**	**6.5**	**0**	**20**		**0**	**0**	**0**	**0**

MORTON, MATT • LB • 6-1, 209 • HENDERSON, TEXAS

Yr.	G	Tkls	Ast	Sks	TFL-Yd	Int	TD	FF	FR
2009	10	8	5	0	0-0	0	0	0	0
2010	11	19	14	0	1-3	0	0	1	0
2011	13	14	5	0	0-0	0	0	1	1
2012	13	15	7	0	0.5-0	0	0	0	1
Totals	**47**	**56**	**31**	**0**	**1.5-3**	**0**	**0**	**2**	**2**

MOSER, ANDREW • LB • 5-10, 228 • GUTTENBERG, IOWA

Yr.	G	Tkls	Ast	Sks	TFL-Yd	Int	TD	FF	FR
1999	7	10	7	0	0-0	0	0	0	0
2001	11	17	4	0	1-1	0	0	0	0
Totals	**18**	**27**	**11**	**0**	**1-1**	**0**	**0**	**0**	**0**

MOSER, NIK • DB • 6-0, 205 • FORT DODGE, IOWA

Yr.	G	Tkls	Ast	Sks	TFL-Yd	Int	TD	FF	FR
2002	13	2	1	0	0-0	0	0	0	1
2003	6	43	15	0	5-11	0	0	2	0
2004	12	85	25	0	5.5-26	3	1	1	0
2005	12	66	27	0	5-11	4	0	2	2
Totals	**43**	**196**	**68**	**0**	**15.5-48**	**7**	**1**	**5**	**3**

MOSES, JERRY • WR • 6-2, 189 • WATERLOO, IOWA

Yr.	G	Rec	Yds	Ypr	TD	Lng	Ypg	Att	Yds	TD	Lng
1972		7	74	10.6	0			32	209	0	
1973		0	0	0.0	0			16	37	0	
1974		2	13	6.5	0	12		2	5	0	3
Totals		**9**	**87**	**9.7**	**0**	**12**		**50**	**251**	**0**	**3**

MOSES, J.J. • WR • 5-6, 170 • WATERLOO, IOWA

Yr.	G	Rec	Yds	Ypr	TD	Lng	Ypg	Att	Yds	TD	Lng
1997	5	0	0	0	0	0	0	15	52	0	13
1998	11	13	155	11.9	0	62	14.1	23	80	0	20
1999	11	18	296	16.4	2	28	26.9	17	120	1	29
2000	11	53	775	14.6	4	78	70.5	16	153	2	58
Totals	**38**	**84**	**1226**	**14.6**	**6**	**78**	**32.3**	**71**	**405**	**3**	**58**

MOSES, MILAN • WR • 6-1, 203 • WATERLOO, IOWA

Yr.	G	Rec	Yds	Ypr	TD	Lng	Ypg	Att	Yds	TD	Lng
2004	11	14	155	11.1	0	42	14.1	1	-1	0	0
2005	8	4	41	10.2	0	18	5.1	0	0	0	0
2006	9	24	282	11.8	0	37	31.3	0	0	0	0
2007	10	11	67	6.1	0	19	6.7	0	0	0	0
Totals	**38**	**53**	**545**	**10.3**	**0**	**42**	**14.3**	**1**	**-1**	**0**	**0**

MULDREW, WILLIE • DL • 6-2, 225 • CHICAGO, ILLINOIS

Yr.	G	Tkls	Ast	Sks	TFL-Yd	Int	TD	FF	FR
1966		67	45			0	0		0
1967		107	58			0	0		0
Totals		**174**	**103**			**0**	**0**		**0**

MULHALL, GREG • DB/P • 5-10, 178 • AMES, IOWA

Yr.	G	Tkls	Ast	Sks	TFL-Yd	Int	TD	FF	FR
1970		4	2			0	0		0
1971		9	4			1	0		0
1972		7	4			2	1		0
Totals		**20**	**10**			**3**	**1**		**0**

Yr.	G	P	Yds	Avg	Lng
1970		5	161	32.2	
1971		6	203	33.8	43
1972		24	954	39.7	
Totals		**35**	**1318**	**37.7**	**43**

MULLER, DICK • DL • 6-4, 238 • ALGONA, IOWA

Yr.	G	Tkls	Ast	Sks	TFL-Yd	Int	TD	FF	FR
1969		11	5			0	0		0
Totals		**11**	**5**			**0**	**0**		**0**

MUNGER, DAVE • RB • 5-10, 175 • GREENDALE, WISCONSIN

Yr.	G	Att	Yds	Ypc	TD	Lng	Ypg	Rec	Yds	TD	Lng
1956		23	78	3.4	0			2	-3	0	
Totals		**23**	**78**	**3.4**	**0**			**2**	**-3**	**0**	

MURDOCK, MARCHIE • WR • 6-1, 195 • ARLINGTON, TEXAS

Yr.	G	Rec	Yds	Ypr	TD	Lng	Ypg	Att	Yds	TD	Lng
2016	10	2	29	14.5	0	15	2.9	0	0	0	0
2017	13	41	513	12.5	5	43	39.5	0	0	0	0
Totals	**23**	**43**	**542**	**12.6**	**5**	**43**	**23.6**	**0**	**0**	**0**	**0**

MUTCHERSON, T.J. • DB • 5-11, 201 • TAMPA, FLORIDA

Yr.	G	Tkls	Ast	Sks	TFL-Yd	Int	TD	FF	FR
2013	8	2	0	0	0-0	0	0	0	0
2014	10	76	20	0	2-4	2	0	1	0
Totals	**18**	**78**	**20**	**0**	**2-4**	**2**	**0**	**1**	**0**

MYERS, DOUG • P • 6-2, 185 • SAC CITY, IOWA

Yr.	G	P	Yds	Avg	Lng
1982		32	1365	42.7	80
1983	6	25	876	35.0	51
Totals		**57**	**2241**	**39.3**	**80**

NAPASTUK, SHELDON • DL • 6-5, 272 • NORTH BATTLEFORD, SASKATCHEWAN

Yr.	G	Tkls	Ast	Sks	TFL-Yd	Int	TD	FF	FR
1993	11	31	14	1	2-11	0	0	0	0
1994	11	43	28	1	2-10	0	0	0	1
1995	10	32	25	0	1-4	0	0	1	0
1996	5	7	4	0	1-1	0	0	0	0
Totals	**37**	**113**	**71**	**2**	**6-26**	**0**	**0**	**1**	**1**

NAVARRO, PHIL • LB • 6-2, 238 • COMPTON, CALIFORNIA

Yr.	G	Tkls	Ast	Sks	TFL-Yd	Int	TD	FF	FR
1989	10	98	50	0	0-0	0	0	1	0
Totals	**10**	**98**	**50**	**0**	**0-0**	**0**	**0**	**1**	**0**

NEAL, PATRICK • DL • 6-0, 250 • WEST DES MOINES, IOWA

Yr.	G	Tkls	Ast	Sks	TFL-Yd	Int	TD	FF	FR
2007	1	0	0	0	0-0	0	0	0	0
2008	7	1	0	0	0-0	0	0	0	0
2009	13	27	15	1	3-11	0	0	0	0
2010	12	29	13	1	2-14	0	0	0	0
2011	13	41	18	3	4.5-20	0	0	2	0
Totals	**46**	**98**	**46**	**5**	**9.5-45**	**0**	**0**	**2**	**0**

NEALY, DEVONDRICK • RB • 5-10, 189 • MONTICELLO, FLORIDA

Yr.	G	Att	Yds	Ypc	TD	Lng	Ypg	Rec	Yds	TD	Lng
2012	13	16	81	5.1	0	17	6.2	3	52	0	38
2013	11	41	158	3.9	2	22	14.4	7	60	1	27
2014	12	71	273	3.8	1	49	22.8	18	187	1	53
Totals	**36**	**128**	**512**	**4.0**	**3**	**49**	**14.2**	**28**	**299**	**2**	**53**

NEIL, KENNY • DL • 6-4, 257 • CINCINNATI, OHIO

Yr.	G	Tkls	Ast	Sks	TFL-Yd	Int	TD	FF	FR
1977		4	1		0-0	0	0	0	0
1978		64	31		5-18	0	0	1	0
1979		94	49		7-12	0	0	1	0
1980		68	30		6-45	0	0	3	1
Totals		**230**	**111**		**18-75**	**0**	**0**	**5**	**1**

NELSON, RONY • DL • 6-1, 252 • MIAMI, FLORIDA

Yr.	G	Tkls	Ast	Sks	TFL-Yd	Int	TD	FF	FR
2011	12	9	5	1	1-4	0	0	0	1
2012	13	16	2	2	6-29	0	0	0	0
Totals	**25**	**25**	**7**	**3**	**7-33**	**0**	**0**	**0**	**1**

NETTEN, COLE • PK • 6-1, 210 • ANKENY, IOWA

Yr.	G	PAT	Att	Pct	FG	FGA	Pct	Lng	TP
2013	12	33	34	.970	13	18	.722	41	72
2014	12	35	35	1.00	11	14	.786	47	68
2015	12	35	36	.972	14	19	.737	51	77
2016	12	35	37	.972	16	17	.941	49	83
Totals	**48**	**138**	**142**	**.972**	**54**	**68**	**.794**	**51**	**300**

NICHOLS, DWIGHT • QB/P • 5-10, 164 • KNOXVILLE, IOWA

Yr.	G	Att	Com	Int	Pct	Yds	TD	Lng	Rat	Ypg	Att	Yds	TD	Lng
1957		99	50	7	.505	751	7		123.4		211	668	4	
1958		55	26	1	.473	357	0		98.2		220	815	3	
1959		80	43	5	.538	609	8		138.2		207	749	9	
Totals		**234**	**119**	**13**	**.509**	**1717**	**15**		**122.5**		**638**	**2232**	**16**	

Yr.	G	P	Yds	Avg	Lng
1957		1	46	46.0	
1958		14	419	29.9	
Totals		**15**	**465**	**31.0**	

NICKEL, WALTER • TE • 6-3, 250 • TACOMA, WASHINGTON

Yr.	G	Rec	Yds	Ypr	TD	Lng	Ypg	Att	Yds	TD	Lng
2005	12	20	263	13.1	2	30	21.9	0	0	0	0
2006	12	15	188	12.5	1	32	15.7	0	0	0	0
Totals	**24**	**35**	**451**	**12.9**	**3**	**32**	**18.8**	**0**	**0**	**0**	**0**

NICKERSON, SYLVESTER • RB • 6-0, 207 • GRAND ISLAND, NEBRASKA

Yr.	G	Att	Yds	Ypc	TD	Lng	Ypg	Rec	Yds	TD	Lng
1986	8	34	131	3.9	1	21	16.4	1	4	0	4
1987	8	21	64	3.0	0	15	8.0	2	12	0	9
1988	3	14	74	5.3	0	21	24.7	2	24	0	18
Totals	**19**	**69**	**269**	**3.9**	**1**	**21**	**14.2**	**5**	**40**	**0**	**18**

NISSEN, JIM • DL/TE • 6-2, 223 • CEDAR RAPIDS, IOWA

Yr.	G	Tkls	Ast	Sks	TFL-Yd	Int	TD	FF	FR
1978		19	11		2-4	0	0	1	0
Totals		**19**	**11**		**2-4**	**0**	**0**	**1**	**0**

Yr.	G	Rec	Yds	Ypr	TD	Lng	Ypg	Att	Yds	TD	Lng
1980		4	33	8.3	0	10		0	0	0	0
Totals		**4**	**33**	**8.3**	**0**	**10**		**0**	**0**	**0**	**0**

NITCHIE, MATT • LB • 6-2, 220 • LINCOLN, NEBRASKA

Yr.	G	Tkls	Ast	Sks	TFL-Yd	Int	TD	FF	FR
1990	4	29	16	0	1-1	0	0	2	0
1991	9	66	31	0	2-4	2	0	1	0
1992	3	10	6	0	1-3	0	0	0	0
1993	11	65	29	1	4-22	0	0	1	1
1994	9	87	49	0	2-3	0	0	1	0
Totals	**36**	**257**	**131**	**1**	**10-33**	**2**	**0**	**5**	**1**

NOEL, JAYLIN • WR • 5-10, 185 • KANSAS CITY, MISSOURI

Yr.	G	Rec	Yds	Ypr	TD	Lng	Ypg	Att	Yds	TD	Lng
2021	13	39	269	6.9	0	43	20.7	0	0	0	0
Totals	**24**	**39**	**269**	**6.9**	**0**	**43**	**20.7**	**0**	**0**	**0**	**0**

NOLAND, ZEB • QB • 6-2, 222 • WATKINSVILLE, GEORGIA

Yr.	G	Att	Com	Int	Pct	Yds	TD	Lng	Rat	Ypg	Att	Yds	TD	Lng
2017	4	66	36	1	.545	533	2	67	129.35	133.2	1	-9	0	0
2018	5	110	70	1	.636	722	4	57	128.95	144.4	7	-13	0	28
Totals	**9**	**176**	**106**	**2**	**.602**	**1256**	**6**	**67**	**129.10**	**139.4**	**8**	**-22**	**0**	**28**

NORMAN, DEAN • WR • 6-4, 190 • FAIRFIELD, IOWA

Yr.	G	Rec	Yds	Ypr	TD	Lng	Ypg	Att	Yds	TD	Lng
1948		9	83	9.2	0			0	0	0	
1949		6	55	9.2	0			0	0	0	
Totals		**15**	**138**	**9.2**	**0**			**0**	**0**	**0**	

NORMAN, RON • QB/P • 6-0, 180 • FAIRFIELD, IOWA

Yr.	G	Att	Com	Int	Pct	Yds	TD	Lng	Rat	Ypg	Att	Yds	TD	Lng
1946		82	33	9	.402	356	2		62.8		65	172	1	
1947		110	35	8	.318	504	5		70.8		23	-42	0	
Totals		**192**	**68**	**17**	**.354**	**860**	**7**		**67.4**		**88**	**130**	**1**	

Yr.	G	P	Yds	Avg	Lng
1946		46	1632	35.5	
1947		48	1627	33.9	
Totals		**94**	**3259**	**34.7**	

NORRIS, GRASTON • RB • 5-9, 182 • HOUSTON, TEXAS

Yr.	G	Att	Yds	Ypc	TD	Lng	Ypg	Rec	Yds	TD	Lng
1993	11	20	71	3.6	1	11	6.5	1	7	0	7
1994	10	22	104	4.7	1	14	10.4	4	51	0	26
1995	10	40	233	5.8	3	91	23.3	0	0	0	0
Totals	**31**	**82**	**408**	**5.0**	**5**	**91**	**13.2**	**5**	**58**	**0**	**26**

NORTHRUP, REGGAN • LB • 6-1, 205 • JACKSONVILLE, FLORIDA

Yr.	G	Tkls	Ast	Sks	TFL-Yd	Int	TD	FF	FR
2015	12	32	16	1	2.5-18	0	0	0	1
2016	11	50	24	1	3.5-10	0	0	0	0
2017	11	6	3	0	0-0	0	0	0	0
2018	13	27	12	0	0-0	0	0	0	0
Totals	**47**	**115**	**55**	**2**	**6.0-28**	**0**	**0**	**0**	**1**

NWANGWU, KENE • RB • 6-1, 210 • FRISCO, TEXAS

Yr.	G	Att	Yds	Ypc	TD	Lng	Ypg	Rec	Yds	TD	Lng
2016	12	27	133	4.9	0	14	11.1	1	16	0	16
2017		Redshirted									
2018	13	39	157	4.0	0	24	12.0	2	11	0	11
2019	13	16	115	7.2	0	19	8.8	1	8	0	8
2020	12	61	339	5.6	4	49	28.2	3	22	0	11
Totals	**50**	**143**	**744**	**5.2**	**4**	**49**	**14.9**	**7**	**57**	**0**	**16**

OBERG, BRET • QB • 6-1, 195 • TEHACHAPI, CALIFORNIA

Yr.	G	Att	Com	Int	Pct	Yds	TD	Lng	Rat	Ypg	Att	Yds	TD	Lng
1988	11	179	99	15	.553	1360	6	58	113.4	123.6	102	52	0	17
1989	11	245	152	9	.620	2242	9	71	143.7	203.8	110	273	5	22
Totals	**22**	**424**	**251**	**24**	**.592**	**3602**	**15**	**71**	**130.4**	**163.7**	**212**	**325**	**5**	**22**

O'CONNELL, MICHAEL • DB • 5-11, 208 • IOWA CITY, IOWA

Yr.	G	Tkls	Ast	Sks	TFL-Yd	Int	TD	FF	FR
2007	4	1	0	0	0-0	0	0	0	0
2008	12	21	6	0	0-0	0	0	0	0
2009	13	43	23	0	1-5	1	0	1	1
2010	12	58	31	0	0.5-1	1	0	1	0
Totals	**41**	**123**	**60**	**0**	**1.5-6**	**2**	**0**	**2**	**1**

OLLIE, BRYAN • DB • 5-8, 178 • DES MOINES, IOWA

Yr.	G	Tkls	Ast	Sks	TFL-Yd	Int	TD	FF	FR
2000	5	1	1	0	0-0	0	0	0	0
2001	10	6	3	0	0-0	0	0	0	0
2002	8	1	0	0	0-0	0	0	0	0
2003	12	15	2	0	0-0	0	0	1	0
Totals	**35**	**23**	**6**	**0**	**0-0**	**0**	**0**	**1**	**0**

OMER, DANA • P • 6-0, 190 • SPIRIT LAKE, IOWA

Yr.	G	P	Yds	Avg	Lng
1949		24	819	34.1	
Totals		**24**	**819**	**34.1**	

O'NEAL, JAMES • RB • 6-1, 213 • LONG ISLAND, NEW YORK

Yr.	G	Att	Yds	Ypc	TD	Lng	Ypg	Rec	Yds	TD	Lng
1997	7	58	220	3.8	0	14	31.4	4	45	0	17
Totals	**7**	**58**	**220**	**3.8**	**0**	**14**	**31.4**	**4**	**45**	**0**	**17**

OSBORNE, RON • DB • 5-9, 176 • PAHOKEE, FLORIDA

Yr.	G	Tkls	Ast	Sks	TFL-Yd	Int	TD	FF	FR
1980		67	17		2-5	1	0	1	2
1981		78	29		2-4	1	0	2	3
1982		73	34	0	2-3	4	0	0	3
Totals		**218**	**80**	**0**	**6-12**	**6**	**0**	**3**	**8**

OVERTON, ROB • WR • 6-2, 193 • CARPINTERA, CALIFORNIA

Yr.	G	Rec	Yds	Ypr	TD	Lng	Ypg	Att	Yds	TD	Lng
1973		1	26	26.0	0	26		0	0	0	0
1974		6	92	16.0	1	38		0	0	0	0
Totals		**7**	**118**	**16.9**	**1**	**38**		**0**	**0**	**0**	**0**

OWENS, GARRETT • PK • 5-8, 180 • ARROYO GRANDE, CALIFORNIA

Yr.	G	PAT	Att	Pct	FG	FGA	Pct	Lng	TP
2017	13	45	45	1.00	17	22	.772	45	96
Totals	**13**	**45**	**45**	**1.00**	**17**	**22**	**.772**	**45**	**96**

PADJEN, TOM • WR • 6-2, 205 • CHICAGO HEIGHTS, ILLINOIS

Yr.	G	Rec	Yds	Ypr	TD	Lng	Ypg	Att	Yds	TD	Lng
1971		2	22	11.0	2	15		0	0	0	
Totals		**2**	**22**	**11.0**	**2**	**15**		**0**	**0**	**0**	

PAETZ, CARL • WR • 5-11, 179 • MUSCATINE, IOWA

Yr.	G	Rec	Yds	Ypr	TD	Lng	Ypg	Att	Yds	TD	Lng
1946		5	143	28.6	1			7	-10	0	
Totals		**5**	**143**	**28.6**	**1**			**7**	**-10**	**0**	

PALMISANO, JOE • DL • 6-0, 204 • AKRON, OHIO

Yr.	G	Tkls	Ast	Sks	TFL-Yd	Int	TD	FF	FR
1974		4	4			0	0	0	1
1975		27	15			0	0	0	0
Totals		**31**	**19**			**0**	**0**	**0**	**1**

PALMER, MIKE • RB • 5-10, 193 • STEUBENVILLE, OHIO

Yr.	G	Att	Yds	Ypc	TD	Lng	Ypg	Rec	Yds	TD	Lng
1969		62	207	3.3	1			15	191	1	
1970		54	236	4.4	1			3	76	1	
Totals		**116**	**443**	**3.8**	**2**			**18**	**267**	**2**	

PARIS, STEVE • DB • 6-1, 200 • DALLAS, TEXAS

Yr.	G	Tkls	Ast	Sks	TFL-Yd	Int	TD	FF	FR
2002	12	12	3	0	0-0	1	1	0	0
2003	12	16	8	0	0-0	1	0	0	0
2004	12	83	26	0	4-8	1	0	0	1
2005	12	65	24	0	0.5-0	3	1	0	2
Totals	**48**	**176**	**61**	**0**	**4.5-8**	**6**	**2**	**0**	**3**

PARK, JACOB • QB • 6-4, 205 • CHARLESTON, SOUTH CAROLINA

Yr.	G	Att	Com	Int	Pct	Yds	TD	Lng	Rat	Ypg	Att	Yds	TD	Lng
2016	10	226	133	5	.588	1791	12	67	138.52	179.1	36	59	1	35
2017	4	162	100	5	.617	1181	9	74	135.13	295.2	11	9	1	24
Totals	**14**	**388**	**233**	**10**	**.601**	**2972**	**21**	**74**	**137.10**	**212.3**	**47**	**68**	**2**	**35**

PARKER, RASHAWN • DL • 6-0, 250 • PONCA CITY, OKLAHOMA

Yr.	G	Tkls	Ast	Sks	TFL-Yd	Int	TD	FF	FR
2006	10	25	12	3	4.5-32	0	0	0	0
2007	12	27	14	2	5.5-33	0	0	0	1
2008	12	21	10	1	1-7	0	0	0	0
2009	4	13	7	2	2-8	0	0	1	0
2010	12	30	17	0	3-10	0	0	0	0
Totals	**50**	**116**	**60**	**8**	**16-90**	**0**	**0**	**1**	**1**

PARMENTIER, JOE • RB • 5-11, 251 • LINDENHURST, NEW YORK

Yr.	G	Att	Yds	Ypc	TD	Lng	Ypg	Rec	Yds	TD	Lng
1995	9	1	1	1.0	0	1	0.1	0	0	0	0
1996	11	3	9	3.0	0	6	0.8	0	0	0	0
1997	8	11	23	2.1	0	6	2.9	0	0	0	0
1998	8	9	15	1.7	2	4	1.9	0	0	0	0
Totals	**36**	**24**	**48**	**2.0**	**2**	**6**	**1.3**	**0**	**0**	**0**	**0**

PARROTT, JASON • DB • 6-1, 190 • SANTA ANA, CALIFORNIA

Yr.	G	Tkls	Ast	Sks	TFL-Yd	Int	TD	FF	FR
1998	10	22	11	0	0-0	0	0	0	0
Totals	**10**	**22**	**11**	**0**	**0-0**	**0**	**0**	**0**	**0**

PATTEN, ALAN • DL • 6-4, 240 • HARLAN, IOWA

Yr.	G	Tkls	Ast	Sks	TFL-Yd	Int	TD	FF	FR
1987	11	32	17	0	1-2	0	0	0	0
1988	11	64	37	3.5	3.5-11.5	0	0	2	1
Totals	**22**	**96**	**54**	**3.5**	**4.5-13.5**	**0**	**0**	**2**	**1**

PATTERSON, SUNDIATA • RB • 6-0, 195 • DETROIT, MICHIGAN

Yr.	G	Att	Yds	Ypc	TD	Lng	Ypg	Rec	Yds	TD	Lng
1990	9	49	225	4.6	3	14	25.0	15	132	1	34
1991	11	100	467	4.7	5	55	42.5	11	83	0	17
1992	10	85	386	4.5	1	64	38.6	9	54	0	13
Totals	**30**	**234**	**1078**	**4.6**	**9**	**64**	**35.9**	**35**	**269**	**1**	**34**

PAUKERT, DICK • DL • 6-1, 220 • KOHLER, WISCONSIN

Yr.	G	Tkls	Ast	Sks	TFL-Yd	Int	TD	FF	FR
1965		34	22			0	0		0
Totals		**34**	**22**			**0**	**0**		**0**

PAULSON, LORNIE • RB • 6-2, 202 • COUNCIL BLUFFS, IOWA

Yr.	G	Att	Yds	Ypc	TD	Lng	Ypg	Rec	Yds	TD	Lng
1946		1	2	2.0	0			0	0	0	
1947		24	139	5.8	0			1	4	0	
1948		29	99	3.4	0			3	62	1	
1949		76	296	3.9	1			4	41	0	
Totals		**130**	**536**	**4.1**	**1**			**8**	**107**	**1**	

PAYNE, D'ANDRE • DB • 5-10, 188 • WASHINGTON, D.C.

Yr.	G	Tkls	Ast	Sks	TFL-Yd	Int	TD	FF	FR
2016	11	44	8	0	5.5-10	0	0	0	0
2017	12	48	9	0	6-12	1	0	0	1
2018	11	38	9	1	1.5-12	1	0	1	0
Totals	**34**	**130**	**26**	**1**	**13-34**	**2**	**0**	**1**	**1**

PAYNE, MIKE • RB • 5-10, 198 • GARY, INDIANA

Yr.	G	Att	Yds	Ypc	TD	Lng	Ypg	Rec	Yds	TD	Lng
1979		108	331	3.1	2	25		10	59	1	10
1980		35	122	3.5	1	17		0	0	0	0
Totals		**143**	**453**	**3.2**	**3**	**25**		**10**	**59**	**1**	**10**

PEAVY, BRIAN • DB • 5-9, 194 • HOUSTON, TEXAS

Yr.	G	Tkls	Ast	Sks	TFL-Yd	Int	TD	FF	FR
2015	12	82	28	1	3.5-10	2	0	1	0
2016	12	62	21	0.5	1.5-3	1	0	1	0
2017	13	88	39	0	6-13	2	0	1	2
2018	13	57	16	1	4-15	1	0	3	1
Totals	**50**	**289**	**104**	**2.5**	**15-41**	**6**	**0**	**6**	**3**

PEDERSEN, CHRIS • QB • 6-3, 222 • ANKENY, IOWA

Yr.	G	Att	Com	Int	Pct	Yds	TD	Lng	Rat	Ypg	Att	Yds	TD	Lng
1988	4	8	4	0	.500	41	0	25	93.1	10.3	1	-1	0	-1
1989	9	8	4	0	.500	59	0	25	111.9	6.6	11	75	0	22
1990	9	206	114	7	.553	1601	6	64	123.4	177.9	130	570	3	26
1991	6	90	46	3	.511	598	2	68	107.6	99.7	66	184	1	29
Totals	**28**	**312**	**168**	**10**	**.538**	**2299**	**8**	**68**	**117.8**	**82.1**	**208**	**828**	**4**	**29**

PEDERSEN, COLE • LB • 6-3, 220 • LEON, IOWA

Yr.	G	Tkls	Ast	Sks	TFL-Yd	Int	TD	FF	FR
2020	9	4	3	0	0-0	0	0	0	0
Totals	**9**	**4**	**3**	**0**	**0-0**	**0**	**0**	**0**	**0**

PEDERSEN, GARY • LB • 6-2, 195 • GRAND ISLAND, NEBRASKA

Yr.	G	Tkls	Ast	Sks	TFL-Yd	Int	TD	FF	FR
1990	11	62	32	0	0-0	0	1	2	2
Totals	**11**	**62**	**32**	**0**	**0-0**	**0**	**1**	**2**	**2**

PENN, CHUCK • DB • 6-2, 180 • POMONA, CALIFORNIA

Yr.	G	Tkls	Ast	Sks	TFL-Yd	Int	TD	FF	FR
1972		3	1			0	0		0
1973		3	2			2	0	0	0
Totals		**6**	**3**			**2**	**0**	**0**	**0**

PERINE, LENZY • DL • 6-2, 209 • SAN DIEGO, CALIFORNIA

Yr.	G	Tkls	Ast	Sks	TFL-Yd	Int	TD	FF	FR
1974		3	0			0	0	0	0
1975		26	14			0	0	0	0
1976		43	23		5-15	0	0	5	3
Totals		**72**	**37**		**5-15**	**0**	**0**	**5**	**3**

PERRY, MARK • RB • 6-2, 202 • GRANDVIEW, MISSOURI

Yr.	G	Att	Yds	Ypc	TD	Lng	Ypg	Rec	Yds	TD	Lng
1981	3	1	2	2.0	0	2	0.7	1	3	0	3
Totals	**3**	**1**	**2**	**2.0**	**0**	**2**	**0.7**	**1**	**3**	**0**	**3**

PERTICONE, TOM • DB • 5-11, 189 • CLAIRTON, PENNSYLVANIA

Yr.	G	Tkls	Ast	Sks	TFL-Yd	Int	TD	FF	FR
1976		27	10		0-0	0	0	1	0
1977		82	37		6-29	1	0	4	0
1978		76	36		4-12	0	0	2	0
Totals		**185**	**83**		**10-41**	**1**	**0**	**7**	**0**

PETERS, LEVI • LB • 5-11, 218 • GILMORE CITY, IOWA

Yr.	G	Tkls	Ast	Sks	TFL-Yd	Int	TD	FF	FR
2013	12	15	5	0	0-0	0	0	1	1
2014	2	1	0	0	0-0	0	0	0	0
2015	12	47	20	4	6-18	0	0	3	1
Totals	**26**	**63**	**25**	**4**	**6-18**	**0**	**0**	**4**	**2**

PETERSEN, TROY • DL • 6-4, 290 • DAVENPORT, IOWA

Yr.	G	Tkls	Ast	Sks	TFL-Yd	Int	TD	FF	FR
1991	10	26	14	0	3-9	0	0	0	0
1992	11	77	26	2.5	6.5-17	0	0	0	0
1993	10	50	21	2	4-25	0	0	1	0
1994	11	54	25	1	6-15	0	0	1	0
Totals	**42**	**207**	**86**	**5.5**	**19.5-66**	**0**	**0**	**2**	**0**

PETERSEN, ZACH • DL • 6-5, 275• LONG GROVE, IOWA

Yr.	G	Tkls	Ast	Sks	TFL-Yd	Int	TD	FF	FR
2018	8	4	3	0	0-0	0	0	0	0
2019	13	41	18	2	5.5-19	0	0	2	0
2020	12	19	12	1	2-9	0	0	1	0
2021	13	43	25	0.5	6-15	0	0	0	1
Totals	**46**	**107**	**58**	**3.5**	**13.5-43**	**0**	**0**	**3**	**1**

PETERSON, BLAKE • DE • 6-4, 270 • BERESFORD, SOUTH DAKOTA

Yr.	G	Tkls	Ast	Sks	TFL-Yd	Int	TD	FF	FR
2020	6	6	3	0	0-0	0	0	0	0
2021	13	6	3	2	2-20	0	0	0	0
Totals	**19**	**12**	**6**	**2**	**2-20**	**0**	**0**	**0**	**0**

PETTWAY, LA'MICHAEL • WR • 6-2, 223 • NASHVILLE, ARKANSAS

Yr.	G	Rec	Yds	Ypr	TD	Lng	Ypg	Att	Yds	TD	Lng
2019	13	55	676	12.3	6	51	52.0	0	0	0	0
Totals	**13**	**55**	**676**	**12.3**	**6**	**51**	**52.0**	**0**	**0**	**0**	**0**

PHILLIPS, DEANDRE • DB • 5-9, 196 • MISSION HILLS, CALIFORNIA

Yr.	G	Tkls	Ast	Sks	TFL-Yd	Int	TD	FF	FR
2000	3	3	0	0	0-0	0	0	0	0
2001	11	28	11	0	1-1	1	0	1	0
Totals	**14**	**31**	**11**	**0**	**1-1**	**1**	**0**	**1**	**0**

PHILMON, HANK • RB • 5-9, 163 • DAVENPORT, IOWA

Yr.	G	Att	Yds	Ypc	TD	Lng	Ypg	Rec	Yds	TD	Lng
1953		26	95	3.7	0			4	65	0	
1954		42	238	5.7	3			9	51	0	
1955		23	68	3.0	0			6	85	0	
Totals		**91**	**401**	**4.4**	**3**			**19**	**201**	**0**	

PHILMON, HANK • QB • 5-9, 163 • DAVENPORT, IOWA

Yr.	G	Att	Com	Int	Pct	Yds	TD	Lng	Rat	Ypg	Att	Yds	TD	Lng
1955		4	1	0	.250	9	0		43.9		23	68	0	
Totals		**4**	**1**	**0**	**.250**	**9**	**0**		**43.9**		**23**	**68**	**0**	

PIERSON, DALE • DE • 6-2, 249 • BAKERSFIELD, CALIFORNIA

Yr.	G	Tkls	Ast	Sks	TFL-Yd	Int	TD	FF	FR
2014	12	29	10	2	4.5-18	0	0	1	2
2015	12	41	19	8.5	12.5-67	1	0	1	0
Totals	**24**	**70**	**29**	**10.5**	**17.0-85**	**1**	**0**	**2**	**2**

PIGOTT, KEN • WR • 6-1, 199 • DEKALB, ILLINOIS

Yr.	G	Rec	Yds	Ypr	TD	Lng	Ypg	Att	Yds	TD	Lng
1964		4	44	11.0	0			0	0	0	
Totals		**4**	**44**	**11.0**	**0**			**0**	**0**	**0**	

PITTMAN, GREG • LB • 6-2, 214 • SAN ANTONIO, FLORIDA

Yr.	G	Tkls	Ast	Sks	TFL-Yd	Int	TD	FF	FR
1975		110	63			0	0	1	0
Totals		**110**	**63**			**0**	**0**	**1**	**0**

PITTS, MILON • DB • 6-0, 189 • PASADENA, CALIFORNIA

Yr.	G	Tkls	Ast	Sks	TFL-Yd	Int	TD	FF	FR
1985	10	41	8	0	0-0	1	0	1	3
1986	9	71	27	0	1-6	0	0	0	0
Totals	**19**	**112**	**35**	**0**	**1-6**	**1**	**0**	**1**	**3**

PLANTAN, BILL • QB/PK • 6-0, 182 • LASALLE, ILLINOIS

Yr.	G	Att	Com	Int	Pct	Yds	TD	Lng	Rat	Ypg	Att	Yds	TD	Lng
1952		58	27	8	.466	335	4		90.2		39	38	2	
1953		100	57	9	.570	723	4		112.9		38	116	5	
Totals		**158**	**84**	**17**	**.532**	**1058**	**8**		**104.6**		**77**	**154**	**7**	

Yr.	G	PAT	Att	Pct	FG	FGA	Pct	Lng	TP
1953		11	17	.647					11
Totals		**11**	**17**	**.647**					**11**

POHL, RON • RB • 6-0, 184 • DAVENPORT, IOWA

Yr.	G	Att	Yds	Ypc	TD	Lng	Ypg	Rec	Yds	TD	Lng
1956		23	51	2.2	0			2	26	1	
1957		20	39	1.9	1			1	9	0	
1958		5	18	3.6	1			0	0	0	
Totals		**48**	**108**	**2.3**	**2**			**3**	**35**	**1**	

POPRILO, DON • RB • 5-11, 205 • INWOOD, NEW YORK

Yr.	G	Att	Yds	Ypc	TD	Lng	Ypg	Rec	Yds	TD	Lng
1984	6	37	130	3.5	0	16	21.7	4	7	0	5
1985	9	12	28	2.3	3	15	3.1	2	5	0	3
Totals	**15**	**49**	**158**	**3.2**	**3**	**16**	**10.5**	**6**	**12**	**0**	**5**

PORTER, DARIEN • WR • 6-4, 180 • BETTENDORF, IOWA

Yr.	G	Rec	Yds	Ypr	TD	Lng	Ypg	Att	Yds	TD	Lng
2020	12	1	39	19.5	1	38		0	0	0	0
Totals		**3**	**104**	**34.7**	**2**	**65**		**0**	**0**	**0**	**0**

POSEY, MICHAEL • WR • 6-1, 199 • RAYTOWN, MISSOURI

Yr.	G	Rec	Yds	Ypr	TD	Lng	Ypg	Att	Yds	TD	Lng
1983		1	65	65.0	1	65		0	0	0	0
1984		2	39	19.5	1	38		0	0	0	0
Totals		**3**	**104**	**34.7**	**2**	**65**		**0**	**0**	**0**	**0**

POTTER, JIMMY • DL • 6-2, 228 • HUNTINGTON BEACH, CALIFORNIA

Yr.	G	Tkls	Ast	Sks	TFL-Yd	Int	TD	FF	FR
1974		64	19			0	0	0	0
Totals		**64**	**19**			**0**	**0**	**0**	**0**

POTTER, TOM • DL • 6-4, 225 • SHELDON, IOWA

Yr.	G	Tkls	Ast	Sks	TFL-Yd	Int	TD	FF	FR
1968		19	9			0	0		0
1969		58	31			2	1		1
1971		45	25			0	0		2
Totals		**122**	**65**			**2**	**1**		**3**

POTTS, HAROLD • WR • 6-0, 170 • DAVENPORT, IOWA

Yr.	G	Rec	Yds	Ypr	TD	Lng	Ypg	Att	Yds	TD	Lng
1954		3	48	16.0	2			0	0	0	
1955		14	173	12.4	3			0	0	0	
Totals		**17**	**221**	**13.0**	**5**			**0**	**0**	**0**	

POULLARD, HENRY • DB • 5-9, 165 • LA PORTE, TEXAS

Yr.	G	Tkls	Ast	Sks	TFL-Yd	Int	TD	FF	FR
2001	3	4	0	0	0-0	0	0	0	0
2002	7	1	0	0	0-0	0	0	0	0
2003	3	0	0	0	0-0	0	0	0	0
2004	12	15	5	0	0-0	0	0	1	0
Totals	**25**	**20**	**5**	**0**	**0-0**	**0**	**0**	**1**	**0**

POWERS, JAMARCUS • DB • 5-8, 164 • LA MARQUE, TEXAS

Yr.	G	Tkls	Ast	Sks	TFL-Yd	Int	TD	FF	FR
1998	10	31	5	0	1-1	0	0	1	0
1999	2	2	0	0	0-0	0	0	0	0
2000	11	52	9	0	1-1	1	1	1	3
Totals	**23**	**85**	**14**	**0**	**2-2**	**1**	**1**	**2**	**3**

POWERS, STEVE • LB/PK • 6-1, 192 • ROCKFORD, ILLINOIS

Yr.	G	Tkls	Ast	Sks	TFL-Yd	Int	TD	FF	FR
1968		109	59			3	0		2
1969		45	28			0	0		2
Totals		**154**	**87**			**3**	**0**		**4**

Yr.	G	PAT	Att	Pct	FG	FGA	Pct	Lng	TP
1968		7	8	.875	1	4	.250		10
Totals		**7**	**8**	**.875**	**1**	**4**	**.250**		**10**

PRESTON, GUY • TE • 6-7, 220 • FERGUSON, MISSOURI

Yr.	G	Rec	Yds	Ypr	TD	Lng	Ypg	Att	Yds	TD	Lng
1977		15	271	18.1	2	39		0	0	0	0
1978		23	268	11.7	2	28		0	0	0	0
Totals		**38**	**539**	**14.2**	**4**	**39**		**0**	**0**	**0**	**0**

PROVENZA, ANGELO • LB • 6-0, 207 • AURORA, COLORADO

Yr.	G	Tkls	Ast	Sks	TFL-Yd	Int	TD	FF	FR
1994	6	33	14	0	3-6	0	0	0	0
1995	11	85	30	2	11-41	0	0	0	0
Totals	**17**	**118**	**44**	**2**	**14-47**	**0**	**0**	**0**	**0**

PURCHASE, MYLES • DB • 5-11, 190 • DENVER, COLORADO

Yr.	G	Tkls	Ast	Sks	TFL-Yd	Int	TD	FF	FR
2021	13	14	8	0	0.5-1	0	0	0	0
Totals	**13**	**14**	**8**	**0**	**0.5-1**	**0**	**0**	**0**	**0**

PURDY, BROCK • QB • 6-1, 220 • GILBERT, ARIZONA

Yr.	G	Att	Com	Int	Pct	Yds	TD	Lng	Rat	Ypg	Att	Yds	TD	Lng
2018	10	220	146	7	66.4	2250	16	83	169.91	225.0	100	308	5	29
2019	13	475	312	9	65.7	3982	27	84	151.07	306.3	93	249	8	44
2020	12	365	243	9	66.6	2750	19	65	142.11	229.2	87	382	5	29
2021	13	407	292	8	71.2	3188	19	68	149.0	245.2	85	238	1	23
Totals	**48**	**1467**	**993**	**33**	**67.7**	**12170**	**81**	**84**	**151.1**	**253.5**	**365**	**1177**	**19**	**44**

PUTZ, JASON • DL • 6-3, 258 • FARLEY, IOWA

Yr.	G	Tkls	Ast	Sks	TFL-Yd	Int	TD	FF	FR
1993	10	12	6	0	0-0	0	0	0	0
1994	10	28	11	0	3-6	0	0	0	0
1995	11	104	51	3	7-20	0	0	1	0
Totals	**31**	**144**	**68**	**3**	**10-26**	**0**	**0**	**1**	**0**

QUINN, JOHN • QB • 6-0, 188 • WEST DES MOINES, IOWA

Yr.	G	Att	Com	Int	Pct	Yds	TD	Lng	Rat	Ypg	Att	Yds	TD	Lng
1977		37	13	3	.351	163	1	24	64.8		34	39	1	22
1979		18	4	1	.222	53	0	42	35.8		0	0	0	0
1980		153	69	6	.451	835	4	76	91.7		100	272	1	45
1981		251	140	14	.558	1576	3	57	101.3		80	82	2	37
Totals		**459**	**226**	**24**	**.492**	**2627**	**8**	**76**	**92.6**		**214**	**393**	**4**	**45**

RADKE, TOM • WR • 5-11, 172 • AURELIA, IOWA

Yr.	G	Rec	Yds	Ypr	TD	Lng	Ypg	Att	Yds	TD	Lng
1995	8	5	62	12.4	0	15	7.8	0	0	0	0
1996	7	1	4	4.0	0	4	0.6	0	0	0	0
Totals	**15**	**6**	**66**	**11.0**	**0**	**15**	**4.4**	**0**	**0**	**0**	**0**

RAMENOFSKY, SAM • DL • 5-10, 206 • LASALLE, ILLINOIS

Yr.	G	Tkls	Ast	Sks	TFL-Yd	Int	TD	FF	FR
1965		48	28			0	0		0
Totals		**48**	**28**			**0**	**0**		**0**

RANDALL, TOM • DL • 6-6, 255 • MASON CITY, IOWA

Yr.	G	Tkls	Ast	Sks	TFL-Yd	Int	TD	FF	FR
1974		2	2			0	0	0	0
1975		80	43			0	0	4	1
1976		85	40		3-20	1	0	0	1
1977		119	76		11-48	0	0	0	1
Totals		**286**	**161**		**14-68**	**1**	**0**	**4**	**3**

RANDOLPH, JIM • DB • 6-1, 193 • JACKSONVILLE, FLORIDA

Yr.	G	Tkls	Ast	Sks	TFL-Yd	Int	TD	FF	FR
1975		54	25			1	0	0	1
Totals		**54**	**25**			**1**	**0**	**0**	**1**

RANSOM, JAMES • DL • 6-1, 222 • RIVIERA BEACH, FLORIDA

Yr.	G	Tkls	Ast	Sks	TFL-Yd	Int	TD	FF	FR
1980		52	22		5-20	0	0	2	1
1981		69	39		9-26	0	0	1	2
1982		49	25	1	3-18	0	0	1	0
Totals		**170**	**86**	**1**	**17-64**	**0**	**0**	**4**	**3**

RATIGAN, LARRY • LB • 6-3, 225 • COUNCIL BLUFFS, IOWA

Yr.	G	Tkls	Ast	Sks	TFL-Yd	Int	TD	FF	FR
1988	6	6	3	0	0-0	0	0	0	0
1989	11	81	46	0	5.5-9	0	0	1	1
1990	11	88	45	.5	4.5-8	0	0	0	0
1991	11	46	26	2	4-12	0	0	0	0
Totals	**39**	**221**	**120**	**2.5**	**14-29**	**0**	**0**	**1**	**1**

RAVEN, JOSH • LB • 5-11, 216 • FORT MYERS, FLORIDA

Yr.	G	Tkls	Ast	Sks	TFL-Yd	Int	TD	FF	FR
2006	1	0	0	0	0-0	0	0	0	0
2007	9	6	2	0	0-0	0	0	1	0
2008	8	22	9	0	.5-0	0	0	1	1
2009	12	38	18	3	7-31	0	0	1	1
Totals	**30**	**66**	**29**	**3**	**7.5-31**	**0**	**0**	**3**	**2**

REED, JAMES • DL • 6-0, 285 • SAGINAW, MICHIGAN

Yr.	G	Tkls	Ast	Sks	TFL-Yd	Int	TD	FF	FR
1997	11	71	28	6	10-27	0	0	0	0
1998	11	88	29	4	6-42	0	0	1	0
1999	11	88	40	1	9-31	0	0	0	2
2000	11	86	40	3	6-30	0	0	3	0
Totals	**44**	**333**	**137**	**14**	**31-130**	**0**	**0**	**4**	**2**

REEVES, JEREMY • DB • 5-7, 176 • ALLEN, TEXAS

Yr.	G	Tkls	Ast	Sks	TFL-Yd	Int	TD	FF	FR
2009	10	13	6	0	0-0	0	0	0	0
2010	12	62	18	0	0-0	2	1	0	0
2011	13	70	16	0	3-6	2	0	1	0
2012	13	70	16	0	2-5	1	1	1	0
Totals	**48**	**215**	**56**	**0**	**5-11**	**5**	**2**	**2**	**0**

REEVES, MIKE • QB • 6-0, 180 • CHICAGO, ILLINOIS

Yr.	G	Att	Com	Int	Pct	Yds	TD	Lng	Rat	Ypg	Att	Yds	TD	Lng
1955		14	2	5	.143	31	0		-38.5		10	-41	0	
Totals		**14**	**2**	**5**	**.143**	**31**	**0**		**-38.5**		**10**	**-41**	**0**	

REFFNER, BRIAN • DB • 6-0, 185 • HUTCHINSON, KANSAS

Yr.	G	Tkls	Ast	Sks	TFL-Yd	Int	TD	FF	FR
1985	11	60	20	0	1-1	1	0	1	1
1986	9	78	29	1	2-22	0	0	2	1
Totals	**20**	**138**	**49**	**1**	**3-23**	**1**	**0**	**3**	**2**

Yr.	G	P	Yds	Avg	Lng
1985	11	31	1011	32.6	47
Totals	**11**	**31**	**1011**	**32.6**	**47**

REHBERG, MATT • DL • 6-5, 270 • OMAHA, NEBRASKA

Yr.	G	Tkls	Ast	Sks	TFL-Yd	Int	TD	FF	FR
1987	8	14	5	0	1-6	0	0	0	0
1988	3	5	2	1	1-5	0	0	1	0
1989	11	41	19	0.5	2.5-8	0	0	0	0
1990	11	44	15	0	3-6	0	0	0	1
1991	11	72	24	2	6-18	0	0	1	0
Totals	**44**	**176**	**65**	**3.5**	**13.5-43**	**0**	**0**	**2**	**1**

REIMER, TED • DL • 6-4, 194 • RHINELANDER, WISCONSIN

Yr.	G	Tkls	Ast	Sks	TFL-Yd	Int	TD	FF	FR
1966		8	5			0	0		0
1967		31	16			0	0		0
1968		48	29			1	0		0
Totals		**87**	**50**			**1**	**0**		**0**

REIMERS, BRUCE • DL • 6-6, 257 • HUMBOLDT, IOWA

Yr.	G	Tkls	Ast	Sks	TFL-Yd	Int	TD	FF	FR
1979		8	3		1-2	0	0	0	0
1980		1	0		0-0	0	0	0	1
Totals		**9**	**3**		**1-2**	**0**	**0**	**0**	**1**

RENSINK, GREG • DL • 6-4, 218 • NEWKIRK, IOWA

Yr.	G	Tkls	Ast	Sks	TFL-Yd	Int	TD	FF	FR
1977		43	16		3-12	0	0	0	1
1979		2	1		1-1	0	0	0	0
Totals		**45**	**17**		**4-13**	**0**	**0**	**0**	**1**

REYNOLDS, DARIUS • WR • 6-2, 208 • WOODBRIDGE, VIRGINIA

Yr.	G	Rec	Yds	Ypr	TD	Lng	Ypg	Att	Yds	TD	Lng
2009	4	13	72	5.5	0	18	18.0	0	0	0	0
2010	12	25	283	11.3	2	36	23.6	2	-7	0	2
2011	12	43	695	16.2	7	56	57.9	0	0	0	0
Totals	**28**	**81**	**1050**	**13.0**	**9**	**56**	**37.5**	**2**	**-7**	**0**	**2**

RHAMY, PRESTON • DB • 5-8, 181 • AVOCA, IOWA

Yr.	G	Tkls	Ast	Sks	TFL-Yd	Int	TD	FF	FR
1995	11	16	2	0	0-0	0	0	0	0
1996	10	1	0	0	0-0	0	0	0	0
1997	10	47	13	0	2-3	0	0	1	1
Totals	**31**	**64**	**15**	**0**	**2-3**	**0**	**0**	**1**	**1**

RICE, DAN • RB • 6-0, 175 • CLEAR LAKE, IOWA

Yr.	G	Att	Yds	Ypc	TD	Lng	Ypg	Rec	Yds	TD	Lng
1952		17	66	3.9	0			4	25	0	
1953		31	122	3.9	3			1	-3	0	
Totals		**48**	**188**	**3.9**	**3**			**5**	**22**	**0**	

RICHARDS, RANDY • LB • 6-4, 216 • URBANDALE, IOWA

Yr.	G	Tkls	Ast	Sks	TFL-Yd	Int	TD	FF	FR
1983	11	11	3	0	0-0	0	0	0	0
1984	11	37	22	1	2-3	0	0	0	0
1985	11	33	14	1	4-15	0	0	0	2
1987	11	74	40	1	3-23	0	0	1	0
Totals	**44**	**155**	**79**	**3**	**9-41**	**0**	**0**	**1**	**2**

RICHARDSON, BOB • TE • 6-5, 232 • HAMILTON, ONTARIO

Yr.	G	Rec	Yds	Ypr	TD	Lng	Ypg	Att	Yds	TD	Lng
1970		4	27	6.8	0			0	0	0	
1971		11	122	11.1	0	21		0	0	0	
Totals		**15**	**149**	**9.9**	**0**	**21**		**0**	**0**	**0**	

RICHARDSON, SAM • QB • 6-2, 217 • WINTER PARK, FLORIDA

Yr.	G	Att	Com	Int	Pct	Yds	TD	Lng	Rat	Ypg	Att	Yds	TD	Lng
2012	4	79	46	1	.582	541	8	69	146.6	135.2	41	233	1	34
2013	11	220	121	7	.550	1397	11	97	118.5	127.0	101	356	2	51
2014	11	451	254	9	.563	2669	18	59	115.2	242.6	125	421	3	47
2015	9	213	128	8	.601	1443	8	59	121.8	160.3	47	12	1	19
Totals	**35**	**963**	**549**	**25**	**.570**	**6050**	**45**	**97**	**120.0**	**172.9**	**314**	**1022**	**7**	**51**

RICHARDSON, SAM E. • DB • 5-8, 182 • LEAGUE CITY, TEXAS

Yr.	G	Tkls	Ast	Sks	TFL-Yd	Int	TD	FF	FR
2012	13	4	0	0	0-0	0	0	0	0
2013	12	53	7	0	1-1	0	0	1	0
2014	12	58	11	0	1.5-3	4	0	0	0
2015	10	14	2	0	0-0	0	0	0	0
Totals	**47**	**129**	**20**	**0**	**2.5-4**	**4**	**0**	**1**	**0**

RICK, CLIFF • P/PK/WR • 5-10, 172 • TULSA, OKLAHOMA

Yr.	G	P	Yds	Avg	Lng
1958		28	921	32.9	
1959		41	1447	35.3	
1960		19	616	32.4	
Totals		**88**	**2984**	**33.9**	

Yr.	G	PAT	Att	Pct	FG	FGA	Pct	Lng	TP
1958		9	11	.818	1	2	.500		12
1959		17	22	.773	1	4	.250		26
1960		14	15	.933	0	0	0		14
Totals		**40**	**48**	**.833**	**2**	**6**	**.333**		**52**

Yr.	G	Rec	Yds	Ypr	TD	Lng	Ypg	Att	Yds	TD	Lng
1958		4	31	7.8	0			1	-11	0	
1959		5	28	5.6	1			0	0	0	
1960		1	16	16.0	0			0	0	0	
Totals		**10**	**75**	**7.5**	**1**			**1**	**-11**	**0**	

RICKERT, AL • QB/P • 6-2, 196 • OAK PARK, ILLINOIS

Yr.	G	Att	Com	Int	Pct	Yds	TD	Lng	Rat	Ypg	Att	Yds	TD	Lng
1955		26	7	3	.269	113	0		40.4		11	-24	1	
Totals		**26**	**7**	**3**	**.269**	**113**	**0**		**40.4**		**11**	**-24**	**1**	

Yr.	G	P	Yds	Avg	Lng
1955		18	645	35.8	
1956		4	178	44.5	
1957		7	229	32.7	
Totals		**29**	**1052**	**36.3**	

RIDDER, PAUL • DL • 6-4, 218 • WEST POINT, NEBRASKA

Yr.	G	Tkls	Ast	Sks	TFL-Yd	Int	TD	FF	FR
1972		8	4			0	0		0
1973		19	9			0	0	0	0
Totals		**27**	**13**			**0**	**0**	**0**	**0**

RIDLEY, LESTER • DB • 6-0, 180 • OMAHA, NEBRASKA

Yr.	G	Tkls	Ast	Sks	TFL-Yd	Int	TD	FF	FR
1991	6	10	4	0	0-0	1	0	0	0
1992	8	25	12	1	2-8	1	0	1	1
Totals	**14**	**35**	**16**	**1**	**2-8**	**2**	**0**	**1**	**1**

RIPPEL, FRED • RB/P • 5-10, 164 • GALESBURG, ILLINOIS

Yr.	G	Att	Yds	Ypc	TD	Lng	Ypg	Rec	Yds	TD	Lng
1955		23	122	5.3	0			1	7	0	
1956		50	229	4.6	0			4	61	0	
Totals		**73**	**351**	**4.8**	**0**			**5**	**68**	**0**	

Yr.	G	P	Yds	Avg	Lng
1955		6	186	31.0	
1956		6	195	32.5	
Totals		**12**	**381**	**31.8**	

RIVERA, JOE • P • 6-2, 200• GRINNELL, IOWA

Yr.	G	P	Yds	Avg	Lng
2018	13	2	76	38.0	46
2019	12	54	2194	40.6	65
2020	12	45	1826	40.6	64
Totals	**37**	**101**	**4096**	**40.6**	**65**

ROACH, TOM • RB • 6-0, 207 • ROCK RAPIDS, IOWA

Yr.	G	Att	Yds	Ypc	TD	Lng	Ypg	Rec	Yds	TD	Lng
1978		28	158	5.6	0	38		0	0	0	0
1979		6	41	6.8	1	21		1	8	0	8
1980		35	211	6.0	1	80		7	54	0	17
1981		16	63	3.9	0	13		9	67	0	35
Totals		**85**	**473**	**5.6**	**2**	**80**		**17**	**129**	**0**	**35**

ROBERTSON, JIM • RB • 6-0, 203 • AMES, IOWA

Yr.	G	Att	Yds	Ypc	TD	Lng	Ypg	Rec	Yds	TD	Lng
1951		10	52	5.2	0			0	0	0	
Totals		**10**	**52**	**5.2**	**0**			**0**	**0**	**0**	

ROBERTSON, MARCUS • DB • 6-0, 191 • ALTADENA, CALIFORNIA

Yr.	G	Tkls	Ast	Sks	TFL-Yd	Int	TD	FF	FR
1987	10	51	23	0	1-4	1	0	2	1
1988	11	70	29	0	2-9	3	0	1	2
1989	11	89	33	1	3-6	1	0	3	0
1990	8	47	17	0	1-3	1	0	3	2
Totals	**40**	**257**	**102**	**1**	**7-22**	**6**	**0**	**9**	**5**

ROBERTSON, MATT • LB • 6-1, 235 • FORT LAUDERDALE, FLORIDA

Yr.	G	Tkls	Ast	Sks	TFL-Yd	Int	TD	FF	FR
2003	6	41	17	0	0-0	0	0	0	0
2004	12	39	17	0.5	2.5-5	2	1	0	0
2005	12	103	56	0	5-10	1	0	0	1
Totals	**30**	**183**	**90**	**0.5**	**7.5-15**	**3**	**1**	**0**	**1**

ROBERTSON, TUCKER • DL • 6-3, 270 • SIMI VALLEY, CALIFORNIA

Yr.	G	Tkls	Ast	Sks	TFL-Yd	Int	TD	FF	FR
2018	11	1	1	0	0-0	0	0	0	0
2019	10	8	7	0	0-0	0	0	0	0
2020	11	1	1	0	0-0	0	0	0	0
2021	12	4	2	1	1-2	0	0	0	0
Totals	**44**	**14**	**11**	**1**	**1-2**	**0**	**0**	**0**	**0**

ROBINSON, ALEXANDER • RB • 5-9, 191 • MINNEAPOLIS, MINNESOTA

Yr.	G	Att	Yds	Ypc	TD	Lng	Ypg	Rec	Yds	TD	Lng
2007	11	118	465	3.9	6	37	42.3	23	167	0	35
2008	11	153	703	4.6	6	67	63.9	17	160	0	30
2009	12	232	1195	5.2	6	68	99.6	17	261	3	54
2010	12	202	946	4.7	9	65	78.8	26	201	1	23
Totals	**46**	**705**	**3309**	**4.7**	**27**	**68**	**71.9**	**83**	**789**	**4**	**54**

ROBINSON, DOUG • DB • 6-1, 185 • ST. ANNE, ILLINOIS

Yr.	G	Tkls	Ast	Sks	TFL-Yd	Int	TD	FF	FR
1965		57	33			1	0		1
1966		46	21			0	0		2
1967		70	26			3	0		3
Totals		**173**	**80**			**4**	**0**		**6**

ROBINSON, WILLIE • RB/DB • 6-1, 195 • ARMORY, MISSISSIPPI

Yr.	G	Att	Yds	Ypc	TD	Lng	Ypg	Rec	Yds	TD	Lng
1965		100	366	3.7	5			0	0	0	
1966		82	305	3.7	0			2	25	1	
1967		7	20	2.9	0			0	0	0	
Totals		**189**	**691**	**3.7**	**5**			**2**	**25**	**1**	

Yr.	G	Tkls	Ast	Sks	TFL-Yd	Int	TD	FF	FR
1965		3	1			0	0		0
1966		2	2			0	0		2
Totals		**5**	**3**			**0**	**0**		**2**

RODGERS, MARQUES • RB • 6-3, 215 • JOPLIN, MISSOURI

Yr.	G	Att	Yds	Ypc	TD	Lng	Ypg	Rec	Yds	TD	Lng
1985	8	94	323	3.4	0	39	40.4	14	84	0	12
Totals	**8**	**94**	**323**	**3.4**	**0**	**39**	**40.4**	**14**	**84**	**0**	**12**

RODGERS, OTIS • DL • 6-3, 227 • TAMPA, FLORIDA

Yr.	G	Tkls	Ast	Sks	TFL-Yd	Int	TD	FF	FR
1975		77	34			0	0	0	5
1976		62	22		11-65	0	0	2	4
Totals		**139**	**56**		**11-65**	**0**	**0**	**2**	**9**

ROGERS, CHARLIE • DB • 6-1, 202 • IOWA CITY, IOWA

Yr.	G	Tkls	Ast	Sks	TFL-Yd	Int	TD	FF	FR
2013	12	18	5	0	0-0	1	0	0	0
Totals	**12**	**18**	**5**	**0**	**0-0**	**1**	**0**	**0**	**0**

ROGERS, GLOVER • TE • 6-3, 210 • OPA-LOCKA, FLORIDA

Yr.	G	Rec	Yds	Ypr	TD	Lng	Ypg	Att	Yds	TD	Lng
1975		7	114	16.3	2	38		0	0	0	0
1976		16	270	16.9	2	31		0	0	0	0
Totals		**23**	**384**	**16.7**	**4**	**38**		**0**	**0**	**0**	**0**

ROGERS, TERRON • DB • 6-1, 194 • CHICAGO, ILLINOIS

Yr.	G	Tkls	Ast	Sks	TFL-Yd	Int	TD	FF	FR
1980		12	1		0-0	0	0	0	0
1981		25	16		0-0	0	0	0	0
Totals		**37**	**17**		**0-0**	**0**	**0**	**0**	**0**

ROHACH, GRANT • QB • 6-1, 224 • MOORPARK, CALIFORNIA

Yr.	G	Att	Com	Int	Pct	Yds	TD	Lng	Rat	Ypg	Att	Yds	TD	Lng
2013	7	191	110	7	.576	1208	8	62	117.2	172.6	48	89	1	54
2014	2	54	27	1	.500	283	2	35	102.5	141.5	8	-11	0	12
Totals	**9**	**245**	**137**	**8**	**.559**	**1491**	**10**	**62**	**114.0**	**165.7**	**56**	**78**	**1**	**54**

ROHWEDDER, BOB • WR • 6-2, 195 • ALBERT CITY, IOWA

Yr.	G	Rec	Yds	Ypr	TD	Lng	Ypg	Att	Yds	TD	Lng
1951		5	75	15.0	0			0	0	0	
1952		11	167	15.2	1			0	0	0	
1953		6	89	14.8	0			0	0	0	
Totals		**22**	**331**	**15.0**	**1**			**0**	**0**	**0**	

ROLLINGER, HARLE • PK/WR • 6-0, 200 • LEMARS, IOWA

Yr.	G	PAT	Att	Pct	FG	FGA	Pct	Lng	TP
1946		5	9	.556	3				14
1947		12	15	.800	3				21
Totals		**17**	**24**	**.708**	**6**				**35**

Yr.	G	Rec	Yds	Ypr	TD	Lng	Ypg	Att	Yds	TD	Lng
1946		6	81	13.5	0			1	-2	0	
Totals		**6**	**81**	**13.5**	**0**			**1**	**-2**	**0**	

ROSE, MIKE • LB • 6-4, 250 • BRECKSVILLE, OHIO

Yr.	G	Tkls	Ast	Sks	TFL-Yd	Int	TD	FF	FR
2018	13	75	34	1.5	9-23	0	1	0	1
2019	13	77	38	3.5	9.5-31	1	0	1	0
2020	12	96	42	1.5	10.5-30	5	0	0	0
2021	11	73	37	3.0	12.0-29	0	0	0	0
Totals	**49**	**321**	**151**	**9.5**	**41-113**	**6**	**1**	**1**	**1**

ROSENFELS, SAGE • QB • 6-4, 221 • MAQUOKETA, IOWA

Yr.	G	Att	Com	Int	Pct	Yds	TD	Lng	Rat	Ypg	Att	Yds	TD	Lng
1997	4	10	4	2	.400	37	0	13	31.1	9.3	2	20	0	13
1998	4	9	3	1	.333	48	0	42	55.9	12.0	4	34	0	18
1999	11	235	127	11	.540	1781	10	80	122.4	161.9	80	225	4	52
2000	11	333	172	12	.517	2298	8	78	110.3	208.9	78	381	10	36
Totals	**30**	**587**	**306**	**26**	**.521**	**4164**	**18**	**80**	**113.0**	**138.8**	**164**	**660**	**14**	**52**

ROSS, DENNIS • WR • 6-3, 191 • DETROIT, MICHIGAN

Yr.	G	Rec	Yds	Ypr	TD	Lng	Ypg	Att	Yds	TD	Lng
1985	3	3	38	12.7	0	22	12.7	0	0	0	0
1986	11	23	312	13.6	0	35	28.4	0	0	0	0
1987	10	53	673	12.7	4	39	67.3	3	9	0	5
1988	10	39	506	13.0	3	35	50.6	0	0	0	0
Totals	**34**	**118**	**1529**	**13.0**	**7**	**39**	**44.9**	**3**	**9**	**0**	**5**

ROTHACKER, MARK • RB • 5-11, 167 • AMES, IOWA

Yr.	G	Att	Yds	Ypc	TD	Lng	Ypg	Rec	Yds	TD	Lng
1948		13	41	3.2	0			1	40	0	
1949		2	-18	-9.0	1			0	0	0	
1950		34	150	4.4	1			1	8	0	
Totals		**49**	**173**	**3.5**	**2**			**2**	**48**	**0**	

ROUNDTREE, ANDRE • DL • 6-4, 217 • GARDEN GROVE, CALIFORNIA

Yr.	G	Tkls	Ast	Sks	TFL-Yd	Int	TD	FF	FR
1973		70	31			1	0	2	4
1974		62	29			2	0	2	1
Totals		**132**	**60**			**3**	**0**	**4**	**5**

ROUSE, MATT • WR • 6-0, 185 • LEON, IOWA

Yr.	G	Rec	Yds	Ypr	TD	Lng	Ypg	Att	Yds	TD	Lng
1992	10	5	57	11.4	0	16	5.7	0	0	0	0
Totals	**10**	**5**	**57**	**11.4**	**0**	**16**	**5.7**	**0**	**0**	**0**	**0**

ROWELL, GENE • DL • 6-2, 240 • STITZER, WISCONSIN

Yr.	G	Tkls	Ast	Sks	TFL-Yd	Int	TD	FF	FR
1976		6	3		0-0	0	0	0	0
Totals		**6**	**3**		**0-0**	**0**	**0**	**0**	**0**

RUBIN, AHTYBA • DL • 6-3, 326 • PENSACOLA, FLORIDA

Yr.	G	Tkls	Ast	Sks	TFL-Yd	Int	TD	FF	FR
2006	12	34	16	1	4-4	0	0	0	0
2007	12	42	18	1	4-17	0	0	1	1
Totals	**24**	**76**	**34**	**2**	**8-21**	**0**	**0**	**1**	**1**

RUBLEY, TERRY • QB • 6-2, 180 • DAVENPORT, IOWA

Yr.	G	Att	Com	Int	Pct	Yds	TD	Lng	Rat	Ypg	Att	Yds	TD	Lng
1977		130	73	6	.562	904	4	39	115.5		69	2	2	15
1978		35	21	3	.600	247	5	34	149.3		29	34	0	8
1979		132	71	9	.538	716	1	38	88.2		51	47	1	23
Totals		**297**	**165**	**18**	**.556**	**1867**	**10**	**39**	**107.3**		**149**	**83**	**3**	**23**

RUEMPOLHAMER, STEPHEN • DL • 6-3, 298 • TULSA, OKLAHOMA

Yr.	G	Tkls	Ast	Sks	TFL-Yd	Int	TD	FF	FR
2008	8	8	4	0	0.5-1	0	0	0	2
2009	13	20	12	1	2.5-8	0	0	0	1
2010	12	33	20	2.5	6-21	0	0	0	0
2011	12	30	7	2.5	5-16	1	0	2	1
Totals	**45**	**91**	**43**	**6**	**14-46**	**1**	**0**	**2**	**4**

RUFFOLO, RUDY • DL • 6-3, 261 • KENOSHA, WISCONSIN

Yr.	G	Tkls	Ast	Sks	TFL-Yd	Int	TD	FF	FR
1994	4	4	4	0	0-0	0	0	0	0
1995	11	88	56	3	8-30	0	0	1	1
1996	11	39	18	2	6-26	0	0	0	1
1997	1	6	4	0	0-0	0	0	0	0
Totals	**27**	**137**	**82**	**5**	**14-56**	**0**	**0**	**1**	**2**

RUNK, ADAM • DB • 6-2, 181 • STILLWATER, MINNESOTA

Yr.	G	Tkls	Ast	Sks	TFL-Yd	Int	TD	FF	FR
1998	6	4	3	0	0-0	0	0	0	0
1999	9	30	11	0	1-3	0	0	3	0
2000	11	42	8	0	2-4	1	0	1	0
2001	11	87	23	2	3.5-17	4	0	0	0
Totals	**37**	**163**	**45**	**2**	**6.5-24**	**5**	**0**	**4**	**0**

RUS, JARED • TE • 6-2, 240 • ELDRIDGE, IOWA

Yr.	G	Rec	Yds	Ypr	TD	Lng	Ypg	Att	Yds	TD	Lng
2019	3	0	0	0	0	0	0	0	0	0	0
2020	11	0	0	0	0	0	0	0	0	0	0
2021	13	7	67	9.6	0	19	5.2	0	0	0	0
Totals	**27**	**7**	**67**	**9.6**	**0**	**19**	**2.5**	**0**	**0**	**0**	**0**

RUTH, DE'MONTE • DB • 5-10, 175 • DALLAS, TEXAS

Yr.	G	Tkls	Ast	Sks	TFL-Yd	Int	TD	FF	FR
2015	6	3	1	0	0-0	0	0	0	0
2016	11	5	0	0	0-0	0	0	0	1
2017	13	29	7	0	2-6	0	0	0	1
2018	13	27	10	0	0-0	0	0	1	0
Totals	**43**	**64**	**18**	**0**	**2-6**	**0**	**0**	**1**	**2**

RUTLAND, HIAWATHA • RB • 6-0, 208 • BRADENTON, FLORIDA

Yr.	G	Att	Yds	Ypc	TD	Lng	Ypg	Rec	Yds	TD	Lng
2000	11	18	128	7.1	0	33	11.6	1	7	0	7
2001	11	11	30	2.7	0	10	2.7	1	12	0	12
2002	14	160	614	3.8	6	41	43.9	18	90	0	11
2003	4	30	97	3.2	3	14	24.2	9	84	0	18
Totals	**40**	**219**	**869**	**4.0**	**9**	**41**	**21.7**	**29**	**193**	**0**	**18**

RYEN, TREVER • WR • 5-11, 192 • IDA GROVE, IOWA

Yr.	G	Rec	Yds	Ypr	TD	Lng	Ypg	Att	Yds	TD	Lng
2015	12	18	191	10.6	1	53	15.9	16	71	1	17
2016	12	37	388	10.5	2	44	32.3	1	8	0	8
2017	13	47	469	10.0	1	57	36.1	2	7	0	6
Totals	**37**	**102**	**1048**	**10.3**	**4**	**57**	**28.3**	**19**	**86**	**1**	**17**

SADEK, BRETT • QB • 6-2, 197 • APPLE VALLEY, MINNESOTA

Yr.	G	Att	Com	Int	Pct	Yds	TD	Lng	Rat	Ypg	Att	Yds	TD	Lng
1986	11	22	12	0	.545	179	3	24	167.9	16.3	11	5	1	7
1987	10	229	117	6	.511	1443	7	46	108.9	144.3	84	21	2	9
Totals	**21**	**251**	**129**	**6**	**.514**	**1622**	**10**	**46**	**113.2**	**77.2**	**95**	**26**	**3**	**9**

SANDBLOOM, KEN • DL • 6-5, 255 • FOUNTAIN VALLEY, CALIFORNIA

Yr.	G	Tkls	Ast	Sks	TFL-Yd	Int	TD	FF	FR
1986	10	5	2	1	2-26	0	0	0	1
Totals	**10**	**5**	**2**	**1**	**2-26**	**0**	**0**	**0**	**1**

SANDERS, ELI • RB • 6-0, 195 • CHANDLER, ARIZONA

Yr.	G	Att	Yds	Ypc	TD	Lng	Ypg	Rec	Yds	TD	Lng
2021	4	9	29	3.2	0	11	7.2	3	41	0	19
Totals	**4**	**9**	**29**	**3.2**	**0**	**11**	**7.2**	**3**	**41**	**0**	**19**

SANDERS, TIM • LB • 6-0, 211 • CHICAGO, ILLINOIS

Yr.	G	Tkls	Ast	Sks	TFL-Yd	Int	TD	FF	FR
1993	11	69	26	0	2-2	1	0	1	2
1994	11	126	75	0	4-7	0	0	3	0
1995	11	97	41	0	0-0	0	0	1	1
Totals	**33**	**292**	**142**	**0**	**6-9**	**1**	**0**	**5**	**3**

SANDS, CLIVE • WR • 5-11, 161 • NASSAU, BAHAMAS

Yr.	G	Rec	Yds	Ypr	TD	Lng	Ypg	Att	Yds	TD	Lng
1974		1	56	56.0	0	56		0	0	0	0
1975		1	13	13.0	0	13		0	0	0	0
Totals		**2**	**69**	**34.5**	**0**	**56**		**0**	**0**	**0**	**0**

SANDVIG, ZAC • DB • 5-10, 193 • WEST DES MOINES, IOWA

Yr.	G	Tkls	Ast	Sks	TFL-Yd	Int	TD	FF	FR
2007	4	2	2	0	0-0	0	0	0	0
2008	12	19	6	0	0-0	0	0	1	0
2009	13	11	5	0	0-0	0	0	0	2
2010	12	45	18	0	1-1	1	0	0	0
Totals	**41**	**77**	**31**	**0**	**1-1**	**1**	**0**	**1**	**2**

SAXE, TOM • DL • 5-11, 209 • CLEVELAND, OHIO

Yr.	G	Tkls	Ast	Sks	TFL-Yd	Int	TD	FF	FR
1966		11	5			0	0		0
Totals		**11**	**5**			**0**	**0**		**0**

SCALES, JASON • RB • 5-9, 212 • WEST DES MOINES, IOWA

Yr.	G	Att	Yds	Ypc	TD	Lng	Ypg	Rec	Yds	TD	Lng
2004	10	37	92	2.5	1	17	9.2	1	2	0	2
2005	1	0	0	0	0	0	0	0	0	0	0
2006	9	54	176	3.3	2	14	19.6	4	26	0	11
2007	7	99	333	3.4	3	24	47.6	10	28	0	8
2008	12	60	185	3.1	5	15	15.4	8	58	0	18
Totals	**39**	**250**	**786**	**3.1**	**11**	**24**	**20.2**	**23**	**114**	**0**	**18**

SCATES, JOE • WR • 6-2, 200 • DAYTON, OHIO

Yr.	G	Rec	Yds	Ypr	TD	Lng	Ypg	Att	Yds	TD	Lng
2019	10	2	25	12.5	1	18	2.5	0	0	0	0
2020	11	6	134	22.3	2	44	12.2	0	0	0	0
2021	12	8	145	18.1	1	44	12.1	0	0	0	0
Totals	**33**	**16**	**304**	**19.0**	**4**	**44**	**9.2**	**0**	**0**	**0**	**0**

SCHMIDGALL, DEREC • LB • 6-1, 221 • LINCOLN, NEBRASKA

Yr.	G	Tkls	Ast	Sks	TFL-Yd	Int	TD	FF	FR
2007	6	7	5	0	1.5-6	0	0	1	0
2008	12	11	4	0	1-2	1	1	1	1
2009	13	5	3	0	0-0	0	0	0	0
Totals	**31**	**23**	**12**	**0**	**2.5-8**	**1**	**1**	**2**	**1**

SCHMIDT, MAL • WR • 6-2, 180 • AMES, IOWA

Yr.	G	Rec	Yds	Ypr	TD	Lng	Ypg	Att	Yds	TD	Lng
1951		33	547	16.6	5			0	0	0	
Totals		**33**	**547**	**16.6**	**5**			**0**	**0**	**0**	

SCHNELL, MAURY • RB/P • 6-0, 193 • CARROLL, IOWA

Yr.	G	Att	Yds	Ypc	TD	Lng	Ypg	Rec	Yds	TD	Lng
1949		7	39	5.6	1			0	0	0	
1950		131	490	3.7	1			4	52	0	
1951		83	262	3.2	0			4	6	1	
Totals		**221**	**791**	**3.6**	**2**			**8**	**58**	**1**	

Yr.	G	P	Yds	Avg	Lng
1950		5	178	34.6	
1951		3	110	36.7	
Totals		**8**	**288**	**36.0**	

SCHNOOR, JON • P • 6-0, 169 • ALTOONA, IOWA

Yr.	G	P	Yds	Avg	Lng
1990	11	36	1475	41.0	69
1991	11	59	2324	39.4	61
1992	11	54	2216	41.0	65
Totals	**33**	**149**	**6015**	**40.4**	**69**

SCHOON, GREG • DL • 6-3, 285 • SIOUX RAPIDS, IOWA

Yr.	G	Tkls	Ast	Sks	TFL-Yd	Int	TD	FF	FR
1994	1	2	1	0	0-0	0	0	0	0
1995	9	59	33	0	7-11	0	0	2	0
1996	11	65	35	0	2-5	0	0	2	0
1997	11	65	38	2	5-32	0	0	0	0
Totals	**32**	**191**	**107**	**2**	**14-48**	**0**	**0**	**4**	**0**

SCHREIBER, LARRY • PK/WR • 6-2, 200 • SIOUX CITY, IOWA

Yr.	G	PAT	Att	Pct	FG	FGA	Pct	Lng	TP
1960		1	3	.333	2	3	.667		13
1961		17	19	.895	2	3	.667		23
1962		24	26	.923	1	3	.333		33
Totals		**42**	**48**	**.875**	**5**	**9**	**.556**		**69**

Yr.	G	Rec	Yds	Ypr	TD	Lng	Ypg	Att	Yds	TD
1960		1	20	20.0	1			0	0	0
1961		1	5	5.0	0			0	0	0
1962		8	167	20.1	1			0	0	0
Totals		**10**	**192**	**19.2**	**2**			**0**	**0**	**0**

SCHROEDER, KEITH • LB • 6-0, 210 • DAVENPORT, IOWA

Yr.	G	Tkls	Ast	Sks	TFL-Yd	Int	TD	FF	FR
1969		70	44			1	1		1
1970		161	92			0	0		2
1971		155	73			1	0		2
Totals		**386**	**209**			**2**	**1**		**5**

SCHULTE, PAUL • TE • 6-3, 222 • DES MOINES, IOWA

Yr.	G	Rec	Yds	Ypr	TD	Lng	Ypg	Att	Yds	TD	Lng
1990	7	7	46	6.6	0	5	6.6	0	0	0	0
1991	11	15	189	12.6	1	25	17.2	0	0	0	0
Totals	**18**	**22**	**235**	**10.7**	**1**	**25**	**13.1**	**0**	**0**	**0**	**0**

SCHULTING, TOM • WR • 5-11, 176 • WALNUT CREEK, CALIFORNIA

Yr.	G	Rec	Yds	Ypr	TD	Lng	Ypg	Att	Yds	TD	Lng
1986	11	16	234	14.6	2	31	21.3	0	0	0	0
1987	11	31	443	14.3	1	42	40.3	0	0	0	0
Totals	**22**	**47**	**677**	**14.4**	**3**	**42**	**30.8**	**0**	**0**	**0**	**0**

SCHULZ, SCOTT • DL • 6-4, 244 • PALATINE, ILLINOIS

Yr.	G	Tkls	Ast	Sks	TFL-Yd	Int	TD	FF	FR
1991	5	18	10	0	0-0	0	0	0	1
1993	11	44	24	2.5	6.5-36	0	0	1	0
Totals	**16**	**62**	**34**	**2.5**	**6.5-36**	**0**	**0**	**1**	**1**

SCHWARTZ, RON • WR • 6-1, 195 • SKOKIE, ILLINOIS

Yr.	G	Rec	Yds	Ypr	TD	Lng	Ypg	Att	Yds	TD	Lng
1955		3	23	7.7	0			0	0	0	
1956		2	24	12.0	0			0	0	0	
Totals		**5**	**47**	**9.4**	**0**			**0**	**0**	**0**	

SCHWARTZ, JEREMIAH • RB • 5-11, 232 • ORLANDO, FLORIDA

Yr.	G	Att	Yds	Ypc	TD	Lng	Ypg	Rec	Yds	TD	Lng
2009	8	71	264	3.7	0	23	33.0	1	30	0	30
Totals	**8**	**71**	**264**	**3.7**	**0**	**23**	**33.0**	**1**	**30**	**0**	**30**

SCHWARTZ, MIKE • DB • 6-0, 176 • DES MOINES, IOWA

Yr.	G	Tkls	Ast	Sks	TFL-Yd	Int	TD	FF	FR
1976		7	2		0-0	1	0	1	0
1977		111	58		0-0	1	1	1	1
1978		93	50		0-0	2	0	0	1
1979		88	39		1-1	4	0	1	4
Totals		**299**	**149**		**1-1**	**8**	**1**	**3**	**6**

SCHWEICKERT, JOHN • RB • 5-10, 180 • PERU, ILLINOIS

Yr.	G	Att	Yds	Ypc	TD	Lng	Ypg	Rec	Yds	TD	Lng
1954		6	8	1.3	0			1	7	0	
1955		3	13	4.3	0			0	0	0	
Totals		**9**	**21**	**2.3**	**0**			**1**	**7**	**0**	

SCHWEIZER, JOHN • DB • 5-11, 170 • BURLINGTON, IOWA

Yr.	G	Tkls	Ast	Sks	TFL-Yd	Int	TD	FF	FR
1970		68	37			1	0		0
1971		73	33			6	0		0
1972		86	37			5	1		0
Totals		**224**	**107**			**12**	**1**		**0**

SCOTT, ANTHONY • DL • 6-4, 253 • ALTON, ILLINOIS

Yr.	G	Tkls	Ast	Sks	TFL-Yd	Int	TD	FF	FR
1991	11	8	3	2	2-9	0	0	1	0
1992	8	18	14	0	2-2	0	0	0	1
1993	11	47	17	3	11-55	0	0	0	1
1994	11	62	28	0	7-13	0	0	2	0
Totals	**41**	**135**	**62**	**5**	**22-79**	**0**	**0**	**3**	**2**

SCOTT, WILLIE • DL • 6-2, 224 • ORLANDO, FLORIDA

Yr.	G	Tkls	Ast	Sks	TFL-Yd	Int	TD	FF	FR
2009	3	0	0	0	0-0	0	0	0	0
2010	3	2	1	0	0-0	0	0	0	0
2011	13	34	21	1	4.5-20	0	0	0	1
2012	13	37	16	1	2-7	1	0	0	1
2013	11	28	8	2	4.5-20	0	0	2	1
Totals	**43**	**101**	**46**	**4**	**11-47**	**1**	**0**	**2**	**3**

SEABROOKE, JACK • RB • 6-0, 210 • DES MOINES, IOWA

Yr.	G	Att	Yds	Ypc	TD	Lng	Ypg	Rec	Yds	TD	Lng
1977		5	30	6.0	0	13		0	0	0	0
1978		49	165	3.4	1	14		0	0	0	0
1979		105	441	4.2	2	30		9	52	0	11
1980		49	229	4.7	3	19		0	0	0	0
Totals		**208**	**865**	**4.2**	**6**	**30**		**9**	**52**	**0**	**11**

SEELEY, KANE • LB • 6-2, 235 • PERRY, IOWA

Yr.	G	Tkls	Ast	Sks	TFL-Yd	Int	TD	FF	FR
2013	12	2	1	0	0-0	0	0	0	0
2014	12	52	28	0	1.0-1	0	0	1	0
2015	12	23	11	0	0-0	0	0	1	0
2016	12	78	36	2.0	7.0-17	1	0	0	0
Totals	**48**	**155**	**76**	**2.0**	**8.0-18**	**1**	**0**	**2**	**0**

SEGIN, KENNY • TE • 6-5, 255 • ANKENY, IOWA

Yr.	G	Rec	Yds	Ypr	TD	Lng	Ypg	Att	Yds	TD	Lng
2002	11	2	26	13.0	0	31	2.4	0	0	0	0
2003	12	2	43	21.5	0	36	3.6	0	0	0	0
2004	8	0	0	0	0	0	0	0	0	0	0
Totals	**31**	**4**	**69**	**17.2**	**0**	**36**	**2.2**	**0**	**0**	**0**	**0**

SEILER, MARV • QB • 5-11, 187 • JOLIET, ILLINOIS

Yr.	G	Att	Com	Int	Pct	Yds	TD	Lng	Rat	Ypg	Att	Yds	TD	Lng
1990	2	3	2	0	.667	44	0	23	189.9	22.0	4	-16	0	1
1991	6	20	8	1	.400	84	0	17	65.3	14.0	18	10	0	16
1992	7	39	24	1	.615	286	2	37	134.9	40.9	74	269	0	78
Totals	**15**	**62**	**34**	**2**	**.548**	**414**	**2**	**37**	**115.1**	**27.6**	**96**	**263**	**0**	**78**

SEONBUCHNER, SAM • TE • 6-3, 244 • OCONOMOWOC, WISCONSIN

Yr.	G	Rec	Yds	Ypr	TD	Lng	Ypg	Att	Yds	TD	Lng
2016	11	0	0	0.0	0	0	0.0	0	0	0	0
2017	13	1	5	5.0	0	5	0.4	0	0	0	0
2018	13	5	45	9.0	1	18	3.5	0	0	0	0
Totals	**37**	**6**	**50**	**8.3**	**1**	**18**	**1.4**	**0**	**0**	**0**	**0**

SETTLE, MARK • LB • 6-3, 218 • NEVADA, IOWA

Yr.	G	Tkls	Ast	Sks	TFL-Yd	Int	TD	FF	FR
1975		32	18			1	0	0	0
1976		38	13		2-11	2	0	0	0
1977		110	53		2-5	1	0	1	1
Totals		**180**	**84**		**4-16**	**4**	**0**	**1**	**1**

SHAEFFER, GAGE • DB • 5-11, 199 • EDEN PRAIRIE, MINNESOTA

Yr.	G	Tkls	Ast	Sks	TFL-Yd	Int	TD	FF	FR
2011	4	0	0	0	0-0	0	0	0	0
2012	13	23	8	0	0-0	0	0	1	0
2013	5	2	1	0	0-0	0	0	0	0
Totals	**22**	**25**	**9**	**0**	**0-0**	**0**	**0**	**1**	**0**

SHANE, MIKE • LB • 6-2, 210 • SWEETSER, INDIANA

Yr.	G	Tkls	Ast	Sks	TFL-Yd	Int	TD	FF	FR
1987	10	47	21	0	1-3	0	0	0	0
1988	8	116	50	2	3-22	1	0	3	3
1989	9	68	42	0	1-1	2	0	0	0
Totals	**27**	**231**	**113**	**2**	**5-26**	**3**	**0**	**3**	**3**

SHAW JR., SEAN • WR • 6-6, 220 • JONES, OKLAHOMA

Yr.	G	Rec	Yds	Ypr	TD	Lng	Ypg	Att	Yds	TD	Lng
2019	11	15	231	15.4	5	33	21.0	0	0	0	0
2020	12	21	212	10.1	1	35	17.7	0	0	0	0
2021	11	9	84	9.3	1	17	7.6	0	0	0	0
Totals	**34**	**45**	**527**	**11.7**	**7**	**35**	**15.5**	**0**	**0**	**0**	**0**

SHEFFEY, TERRY • DB • 6-0, 200 • PITTSBURGH, PENNSYLVANIA

Yr.	G	Tkls	Ast	Sks	TFL-Yd	Int	TD	FF	FR
1985	9	3	1	0	0-0	0	0	0	0
1986	11	51	14	0	3-12	0	0	0	1
Totals	**20**	**54**	**15**	**0**	**3-12**	**0**	**0**	**0**	**1**

SHELDRUP, JOHN • P/PK/WR • 6-4, 215 • OAK PARK, ILLINOIS

Yr.	G	P	Yds	Avg	Lng
1956		18	592	32.9	
1958		10	362	36.2	
Totals		**28**	**954**	**34.1**	

Yr.	G	PAT	Att	Pct	FG	FGA	Pct	Lng	TP
1956		6	8	.750					6
Totals		**6**	**8**	**.750**					**6**

Yr.	G	Rec	Yds	Ypr	TD	Lng	Ypg	Att	Yds	TD	Lng
1955		3	31	10.3	0			0	0	0	
1956		6	140	23.3	0			0	0	0	
Totals		**9**	**171**	**19.0**	**0**			**0**	**0**	**0**	

SHOEMAKE, REGGIE • PK/P • 5-10, 165 • LAUREL, MISSISSIPPI

Yr.	G	PAT	Att	Pct	FG	FGA	Pct	Lng	TP
1970		24	27	.889	12	21	.571		60
1971		26	27	.963	9	13	.692		53
Totals		**50**	**54**	**.926**	**21**	**34**	**.618**		**113**

Yr.	G	P	Yds	Avg	Lng
1970		41	1520	37.0	
1971		8	240	30.0	51
Totals		**49**	**1760**	**35.9**	**51**

SHOOK, CAMERON• P • 6-3, 195 • GROSSE POINTE, MICHIGAN

Yr.	G	P	Yds	Avg	Lng
2021	3	6	220	36.7	49
Totals	**3**	**6**	**220**	**36.7**	**49**

SHUDAK, JEFF • PK • 5-10, 175 • COUNCIL BLUFFS, IOWA

Yr.	G	PAT	Att	Pct	FG	FGA	Pct	Lng	TP
1987	11	17	17	1.000	20	25	.800	50	77
1988	11	19	21	.905	12	17	.706	55	55
1989	11	29	30	.967	7	10	.700	50	50
1990	11	27	27	1.000	19	27	.704	53	84
Totals	**44**	**92**	**95**	**.968**	**58**	**79**	**.734**	**55**	**266**

SHUPE, PAUL • RB • 5-11, 180 • CHARITON, IOWA

Yr.	G	Att	Yds	Ypc	TD	Lng	Ypg	Rec	Yds	TD	Lng
1951		1	-3	-3.0	0			0	0	0	
1952		43	108	2.5	0			5	16	0	
1956		24	60	2.5	0			3	91	0	
Totals		**68**	**165**	**2.4**	**0**			**8**	**107**	**0**	

SILAS, DEON • RB • 5-8, 185 • MEMPHIS, TENN.

Yr.	G	Att	Yds	Ypc	TD	Lng	Ypg	Rec	Yds	TD	Lng
2021	5	13	75	5.8	2	18	15.0	1	-4	0	-4
Totals	**5**	**13**	**75**	**5.8**	**2**	**18**	**15.0**	**1**	**-4**	**0**	**-4**

SIMON, HENRY • DL • 6-3, 290 • CHULA VISTA, CALIFORNIA

Yr.	G	Tkls	Ast	Sks	TFL-Yd	Int	TD	FF	FR
2011	10	5	1	0	0.5-2	0	0	0	0
2012	13	18	17	0	0.5-1	0	0	0	0
Totals	**23**	**23**	**18**	**0**	**1-3**	**0**	**0**	**0**	**0**

SIMONDS, JEFF • DB • 6-1, 182 • ROCKFORD, ILLINOIS

Yr.	G	Tkls	Ast	Sks	TFL-Yd	Int	TD	FF	FR
1966		23	12			4	1		1
1967		66	27			4	0		4
1968		13	6			1	0		0
Totals		**102**	**45**			**9**	**1**		**5**

SIMS, DAVID • DB • 5-9, 204 • GAINESVILLE, FLORIDA

Yr.	G	Tkls	Ast	Sks	TFL-Yd	Int	TD	FF	FR
2009	13	88	44	0	3.5-8	5	0	3	1
2010	12	96	41	0	1-1	1	0	3	1
Totals	**25**	**184**	**85**	**0**	**4.5-9**	**6**	**0**	**6**	**2**

SINGLETON, CHRIS • DB • 5-10, 194 • FORT MYERS, FLORIDA

Yr.	G	Tkls	Ast	Sks	TFL-Yd	Int	TD	FF	FR
2005	10	6	2	0	0-0	0	0	0	0
2006	12	48	11	0	0-0	2	0	0	0
2007	12	52	14	0	1-3	4	1	0	0
2008	12	31	6	0	3-7	0	0	1	1
Totals	**46**	**137**	**33**	**0**	**4-10**	**6**	**1**	**1**	**1**

SINGLETON, J.R. • DL • 6-2, 295 • GURNEE, ILL. / WARREN TOWNSHIP

Yr.	G	Tkls	Ast	Sks	TFL-Yd	Int	TD	FF	FR
2020	3	0	0	0	0-0	0	0	0	0
2021	11	12	6	0	2.0-4	0	0	1	0
Totals	**11**	**12**	**6**	**0**	**2.0-4**	**0**	**0**	**1**	**0**

SINGLETON, VERNON • LB • 6-1, 231 • LOS ANGELES, CALIFORNIA

Yr.	G	Tkls	Ast	Sks	TFL-Yd	Int	TD	FF	FR
1984	11	21	9	0	0-0	0	0	0	0
Totals	**11**	**21**	**9**	**0**	**0-0**	**0**	**0**	**0**	**0**

SKRIPSKY, VERN • PK • 6-3, 200 • CEDAR RAPIDS, IOWA

Yr.	G	PAT	Att	Pct	FG	FGA	Pct	Lng	TP
1967		11	11	1.000	3	7	.429		20
1968		7	10	.700	3	7	.429		16
1969		17	19	.895	5	11	.455		32
Totals		**35**	**40**	**.875**	**11**	**25**	**.440**		**68**

SLOTH, RYAN • DB • 5-8, 184 • BELMOND, IOWA

Yr.	G	Tkls	Ast	Sks	TFL-Yd	Int	TD	FF	FR
1999	11	49	12	1	1-8	1	0	0	1
2000	9	16	3	2	2-20	0	0	1	0
Totals	**20**	**65**	**15**	**3**	**3-28**	**1**	**0**	**1**	**1**

SMITH, BILL • RB • 6-2, 196 • GRUNDY CENTER, IOWA

Yr.	G	Att	Yds	Ypc	TD	Lng	Ypg	Rec	Yds	TD	Lng
1960		6	19	3.2	0			0	0	0	
1961		4	21	5.3	0			0	0	0	
Totals		**10**	**40**	**4.0**	**0**			**0**	**0**	**0**	

SMITH, DONNIE • QB • 5-9, 175 •HUNTINGTON BEACH, CALIFORNIA

Yr.	G	Att	Com	Int	Pct	Yds	TD	Lng	Rat	Ypg	Att	Yds	TD	Lng
1992	6	38	14	8	.368	224	1	43	52.9	37.3	36	89	3	22
Totals	**6**	**38**	**14**	**8**	**.368**	**224**	**1**	**43**	**52.9**	**37.3**	**36**	**89**	**3**	**22**

SMITH, FORRY • WR • 6-2, 191 • WATERLOO, IOWA

Yr.	G	Rec	Yds	Ypr	TD	Lng	Ypg	Att	Yds	TD	Lng
1973		1	12	12.0	0	12		0	0	0	0
1974		11	143	13.0	1	20		0	0	0	0
1975		31	493	15.9	2	56		0	0	0	0
Totals		**43**	**648**	**15.1**	**3**	**56**		**0**	**0**	**0**	**0**

SMITH, GREG • WR • 6-0, 176 • HOUSTON, TEXAS

Yr.	G	Rec	Yds	Ypr	TD	Lng	Ypg	Att	Yds	TD	Lng
1978		5	91	18.2	0	22		4	24	0	10
1979		14	213	15.2	0	43		4	16	0	5
Totals		**19**	**304**	**16.0**	**0**	**43**		**8**	**40**	**0**	**10**

SMITH, JAMES • DB • 5-9, 189 • COUNCIL BLUFFS, IOWA

Yr.	G	Tkls	Ast	Sks	TFL-Yd	Int	TD	FF	FR
2006	5	6	2	0	0-0	0	0	0	0
2007	12	79	24	1	4.5-9	2	0	2	2
2008	11	85	27	0	1-1	0	0	1	1
2009	13	92	39	0	0.5-1	1	0	1	3
Totals	**41**	**262**	**92**	**1**	**6-11**	**3**	**0**	**4**	**6**

SMITH, JESSE • LB • 6-0, 231 • ALTOONA, IOWA

Yr.	G	Tkls	Ast	Sks	TFL-Yd	Int	TD	FF	FR
2006	11	7	3	0	0-0	0	0	0	1
2007	12	79	43	1	3.5-11	0	0	2	0
2008	12	84	41	0	5-17	0	0	2	2
2009	13	135	64	0	5-8	2	0	2	0
Totals	**48**	**305**	**151**	**1**	**13.5-36**	**2**	**0**	**6**	**3**

SMITH, JOHNNY • DB • 5-11, 170 • BRADENTON, FLORIDA

Yr.	G	Tkls	Ast	Sks	TFL-Yd	Int	TD	FF	FR
2000	4	5	2	0	0-0	0	0	0	0
2001	7	25	7	0	1-1	1	0	0	0
2002	9	12	3	0	0-0	0	0	0	1
2003	9	14	4	0	0-0	0	0	0	0
Totals	**29**	**56**	**16**	**0**	**1-1**	**1**	**0**	**0**	**1**

SMITH, KOREY • DL • 6-4, 245 • KIRKWOOD, MISSOURI

Yr.	G	Tkls	Ast	Sks	TFL-Yd	Int	TD	FF	FR
2003	8	10	5	0	0-0	0	0	0	0
2004	10	3	2	0	0-0	0	0	0	0
2005	7	1	0	0	0-0	0	0	0	0
Totals	**25**	**14**	**7**	**0**	**0-0**	**0**	**0**	**0**	**0**

SMITH, TYSON • DL • 6-2, 240 • DES MOINES, IOWA

Yr.	G	Tkls	Ast	Sks	TFL-Yd	Int	TD	FF	FR
2000	9	4	2	0	0-0	0	0	0	0
2001	11	58	24	1	3.5-14	0	0	0	0
2002	14	104	29	6	9.5-28	0	0	1	0
2003	1	8	1	0	0-0	0	0	0	0
2004	10	51	24	5.5	12-61	1	0	1	0
Totals	**45**	**225**	**80**	**12.5**	**25-103**	**1**	**0**	**2**	**0**

SMOLDT, DAVID • TE/DL • 6-4, 232 • GRUNDY CENTER, IOWA

Yr.	G	Rec	Yds	Ypr	TD	Lng	Ypg	Att	Yds	TD	Lng
1983		12	113	9.4	1	22		0	0	0	0
1984		26	251	9.7	2	23		0	0	0	0
Totals		**38**	**364**	**9.6**	**3**	**23**		**0**	**0**	**0**	**0**

Yr.	G	Tkls	Ast	Sks	TFL-Yd	Int	TD	FF	FR
1981		5	3		0-0	0	0	0	0
Totals		**5**	**3**		**0-0**	**0**	**0**	**0**	**0**

SNELL, ROY • LB • 6-1, 198 • CANTON, OHIO

Yr.	G	Tkls	Ast	Sks	TFL-Yd	Int	TD	FF	FR
1968		25	7			0	0		0
1969		6	3			0	0		0
1970		4	3			0	0		0
Totals		**35**	**13**			**0**	**0**		**0**

SNOOK, LON • LB • 6-0, 210 • WALLED LAKE, MICHIGAN

Yr.	G	Tkls	Ast	Sks	TFL-Yd	Int	TD	FF	FR
1967		49	21			0	0		1
Totals		**49**	**21**			**0**	**0**		**1**

SOBERS, TONY • DL • 6-0, 208 • SYRACUSE, NEW YORK

Yr.	G	Tkls	Ast	Sks	TFL-Yd	Int	TD	FF	FR
1978		8	3		1-1	0	0	0	0
Totals		**8**	**3**		**1-1**	**0**	**0**	**0**	**0**

SOEHNER, DYLAN • TE • 6-7, 270 • PRAIRIE GROVE, ARKANSAS

Yr.	G	Rec	Yds	Ypr	TD	Lng	Ypg	Att	Yds	TD	Lng
2017	13	0	0	0.0	0	0	0.0	0	0	0	0
2018	13	1	0	0.0	0	0	0.0	0	0	0	0
2019	12	7	107	15.3	1	23	8.9	0	0	0	0
2020	11	18	205	11.4	0	26	18.6	0	0	0	0
Totals	**49**	**26**	**312**	**12.0**	**1**	**26**	**6.4**	**0**	**0**	**0**	**0**

SOLOMON, JOHN • RB • 5-8, 179 • CLYDE, NEW YORK

Yr.	G	Att	Yds	Ypc	TD	Lng	Ypg	Rec	Yds	TD	Lng
1974		2	7	3.5	0	5		0	0	0	0
1975		11	17	1.5	0	7		1	8	0	8
1976		4	22	5.5	0	15		1	13	0	13
1977		7	29	4.1	0	7		7	122	0	26
Totals		**24**	**75**	**3.1**	**0**	**15**		**9**	**143**	**0**	**26**

SOLUS, JIM • DB • 6-1, 170 • OAKLAWN, ILLINOIS

Yr.	G	Tkls	Ast	Sks	TFL-Yd	Int	TD	FF	FR
1978	2	4	2	0	0-0	1	0	0	0
Totals	**2**	**4**	**2**	**0**	**0-0**	**1**	**0**	**0**	**0**

SOUCEK, JON • LB • 5-11, 202 • BLOOMINGTON, MINNESOTA

Yr.	G	Tkls	Ast	Sks	TFL-Yd	Int	TD	FF	FR
1965		7	3			0	0		0
1966		29	19			1	0		0
Totals		**36**	**22**			**1**	**0**		**0**

SPARKS, MIKE • LB • 5-10, 184 • NEWTON, IOWA

Yr.	G	Tkls	Ast	Sks	TFL-Yd	Int	TD	FF	FR
1993	10	6	5	0	0-0	0	0	0	1
1994	9	9	3	0	0-0	0	0	0	0
Totals	**19**	**15**	**8**	**0**	**0-0**	**0**	**0**	**0**	**1**

SPAULDING, ROGER • RB • 5-9, 170 • SACO, MAINE

Yr.	G	Att	Yds	Ypc	TD	Lng	Ypg	Rec	Yds	TD	Lng
1957		18	60	3.3	1			3	30	1	
Totals		**18**	**60**	**3.3**	**1**			**3**	**30**	**1**	

SPEARS JR., MARCEL • LB • 6-1, 218 • OLATHE, KANSAS

Yr.	G	Tkls	Ast	Sks	TFL-Yd	Int	TD	FF	FR
2016	12	4	0	0	0-0	0	0	0	0
2017	13	107	51	1	8.5-17	2	1	2	0
2018	13	69	25	2.5	8-22	2	1	0	1
2019	13	92	36	2.5	8-25	0	0	0	0
Totals	**51**	**272**	**112**	**6**	**24.5-64**	**4**	**2**	**2**	**1**

SPENCE, LEE • RB • 6-1, 187 • CHEROKEE, IOWA

Yr.	G	Att	Yds	Ypc	TD	Lng	Ypg	Rec	Yds	TD	Lng
1951		1	0	0	0			0	0	0	
1952		44	155	3.5	1			1	14	0	
Totals		**45**	**155**	**3.4**	**1**			**1**	**14**	**0**	

SPENCER, CHRIS • WR • 6-4, 202 • OMAHA, NEBRASKA

Yr.	G	Rec	Yds	Ypr	TD	Lng	Ypg	Att	Yds	TD	Lng
1990	11	31	485	15.6	0	47	44.1	0	0	0	0
1991	11	25	356	14.2	1	31	32.4	0	0	0	0
1992	11	26	437	16.8	2	45	39.7	0	0	0	0
Totals	**33**	**82**	**1278**	**15.6**	**3**	**47**	**38.7**	**0**	**0**	**0**	**0**

SPERLING, DERRICK • RB • 6-3, 232 • AMITYVILLE, NEW YORK

Yr.	G	Att	Yds	Ypc	TD	Lng	Ypg	Rec	Yds	TD	Lng
1984	2	19	53	2.8	0	16	26.5	2	4	0	2
Totals	**2**	**19**	**53**	**2.8**	**0**	**16**	**26.5**	**2**	**4**	**0**	**2**

SPREEN, JACK • LB • 6-1, 215 • BEDFORD, INDIANA

Yr.	G	Tkls	Ast	Sks	TFL-Yd	Int	TD	FF	FR
2014	10	0	0	0	0-0	0	0	0	0
2015	10	3	1	0	0-0	0	0	0	0
2016	12	11	2	0	1.0-4	0	0	0	0
2017	13	6	2	0	1.0-4	0	0	0	0
Totals	**45**	**20**	**5**	**0**	**2.0-8**	**0**	**0**	**0**	**0**

SPYKSMA, B.J. • DL • 6-3, 252 • GRIMES, IOWA

Yr.	G	Tkls	Ast	Sks	TFL-Yd	Int	TD	FF	FR
1992	6	1	0	0	0-0	0	0	0	0
1993	10	21	9	1	1-6	0	0	0	0
1994	11	41	25	0	1-2	0	0	0	0
1995	3	25	15	1	3-10	0	0	0	2
Totals	**30**	**88**	**49**	**2**	**5-18**	**0**	**0**	**0**	**2**

ST. CLAIR, JEFF • QB • 6-1, 194 • BETTENDORF, IOWA

Yr.	G	Att	Com	Int	Pct	Yds	TD	Lng	Rat	Ypg	Att	Yds	TD	Lng
1993	3	11	6	0	.545	32	0	22	78.9	10.7	20	125	0	23
1994	8	105	51	5	.486	694	3	62	104.0	86.8	63	87	2	22
1995	10	0	0	0	.000	0	0	0	0.0	0.0	13	-13	0	11
Totals	**21**	**116**	**57**	**5**	**.491**	**726**	**3**	**62**	**101.6**	**34.6**	**96**	**199**	**2**	**23**

STAIDL, AL • LB • 6-0, 200 • LISLE, ILLINOIS

Yr.	G	Tkls	Ast	Sks	TFL-Yd	Int	TD	FF	FR
1966		2	1			0	0		0
1967		20	10			0	0		0
1968		3	1			0	0		0
Totals		**25**	**12**			**0**	**0**		**0**

STALLWORTH, JEFF • DB • 5-9, 174 • OMAHA, NEBRASKA

Yr.	G	Tkls	Ast	Sks	TFL-Yd	Int	TD	FF	FR
1979		49	26		3-19	3	0	0	0
1980		6	3		0-0	1	0	0	1
1981		4	3		0-0	0	0	0	1
Totals		**59**	**32**		**3-19**	**4**	**0**	**0**	**2**

STANDARD, ROB • RB • 5-10, 213 • ST. LOUIS, MISSOURI

Yr.	G	Att	Yds	Ypc	TD	Lng	Ypg	Rec	Yds	TD	Lng
2012	3	8	27	3.4	1	12	9.0	0	0	0	0
2013	10	0	0	0	0	0	0	0	0	0	0
Totals	**13**	**8**	**27**	**3.4**	**1**	**12**	**2.1**	**0**	**0**	**0**	**0**

STANLEY, WAYNE • QB • 6-0, 178 • BELLE GLADE, FLORIDA

Yr.	G	Att	Com	Int	Pct	Yds	TD	Lng	Rat	Ypg	Att	Yds	TD	Lng
1972		7	3	1	.429	22	0		40.7		10	63	1	
1973		116	49	9	.422	723	8		101.8		81	224	3	
1974		121	58	12	.479	842	6	56	102.9		85	119	2	35
1976		146	70	6	.479	1084	11	57	126.9		79	249	4	61
Totals		**390**	**180**	**28**	**.462**	**2671**	**25**	**57**	**110.4**		**255**	**655**	**10**	**61**

STAWNIAK, TOM • TE/DL • 6-5, 249 • OMAHA, NEBRASKA

Yr.	G	Rec	Yds	Ypr	TD	Lng	Ypg	Att	Yds	TD	Lng
1985	11	6	58	9.7	1	18	5.3	0	0	0	0
1986	11	7	75	10.7	1	18	6.8	0	0	0	0
Totals	**22**	**13**	**133**	**10.2**	**2**	**18**	**6.0**	**0**	**0**	**0**	**0**

Yr.	G	Tkls	Ast	Sks	TFL-Yd	Int	TD	FF	FR
1987	11	29	11	3	5-13	1	0	0	1
Totals	**11**	**29**	**11**	**3**	**5-13**	**1**	**0**	**0**	**1**

STEHBENS, JIM • PK • 5-11, 170 • CLINTON, IOWA

Yr.	G	PAT	Att	Pct	FG	FGA	Pct	Lng	TP
1959		10	11	.909	2	6	.333		16
Totals		**10**	**11**	**.909**	**2**	**6**	**.333**		**16**

STEINBACH, CHRIS • RB • 5-10, 175 • YANKTON, SOUTH DAKOTA

Yr.	G	Att	Yds	Ypc	TD	Lng	Ypg	Rec	Yds	TD	Lng
1947		3	10	3.3	0			0	0	0	
Totals		**3**	**10**	**3.3**	**0**			**0**	**0**	**0**	

STENSRUD, ANDY • TE • 6-7, 277 • LAKE MILLS, IOWA

Yr.	G	Rec	Yds	Ypr	TD	Lng	Ypg	Att	Yds	TD	Lng
1997	8	17	277	16.3	3	61	34.6	0	0	0	0
1998	6	8	137	17.1	1	40	22.8	0	0	0	0
1999	4	5	56	11.2	1	25	14.0	0	0	0	0
Totals	**18**	**30**	**470**	**15.7**	**5**	**61**	**26.1**	**0**	**0**	**0**	**0**

STENSRUD, MAYNARD • DL • 6-4, 237 • LAKE MILLS, IOWA

Yr.	G	Tkls	Ast	Sks	TFL-Yd	Int	TD	FF	FR
1974		17	11			0	0	0	1
1975		92	32			0	0	1	0
1976		76	36		10-35	1	1	1	1
Totals		**185**	**79**		**10-35**	**1**	**1**	**2**	**2**

STENSRUD, MIKE • DL • 6-5, 270 • LAKE MILLS, IOWA

Yr.	G	Tkls	Ast	Sks	TFL-Yd	Int	TD	FF	FR
1974		54	29			0	0	2	2
1975		2	2			0	0	0	0
1976		46	25		2-7	0	0	2	0
1977		101	50		14-84	0	0	2	0
1978		86	33		18-62	0	0	3	1
Totals		**289**	**139**		**34-153**	**0**	**0**	**9**	**3**

STEVENS, YOGI • RB • 5-10, 185 • TAMPA BAY, FLORIDA

Yr.	G	Att	Yds	Ypc	TD	Lng	Ypg	Rec	Yds	TD	Lng
1977		3	20	6.7	0	11		0	0	0	0
Totals		**3**	**20**	**6.7**	**0**	**11**		**0**	**0**	**0**	**0**

STEVENSON, AL • RB • 5-9, 182 • ST. LOUIS, MISSOURI

Yr.	G	Att	Yds	Ypc	TD	Lng	Ypg	Rec	Yds	TD	Lng
1951		24	71	3.0	0			0	0	0	
1952		5	34	6.8	0			1	37	1	
Totals		**29**	**105**	**3.6**	**0**			**1**	**37**	**1**	

STEWART, TY • PK • 5-11, 194 • OMAHA, NEBRASKA

Yr.	G	PAT	Att	Pct	FG	FGA	Pct	Lng	TP
1991	11	15	16	.938	12	17	.706	43	51
1992	11	27	27	1.000	10	16	.625	48	57
1993	11	20	22	.909	11	15	.733	58	53
1994	11	15	18	.833	11	20	.550	49	48
Totals	**44**	**77**	**83**	**.928**	**44**	**68**	**.647**	**58**	**209**

Yr.	G	P	Yds	Avg	Lng
1993	11	2	69	34.5	35
1994	11	1	43	43.0	43
Totals	**21**	**3**	**112**	**37.3**	**43**

STOKES, CLIFF • DB • 6-1, 175 • TALLAHASSEE, FLORIDA

Yr.	G	Tkls	Ast	Sks	TFL-Yd	Int	TD	FF	FR
2012	10	26	7	0	0-0	0	0	0	0
2013	12	3	0	0	0-0	0	0	0	0
Totals	**22**	**29**	**7**	**0**	**0-0**	**0**	**0**	**0**	**0**

STORM, BRAD • LB • 6-0, 212 • BELLE PLAINE, IOWA

Yr.	G	Tkls	Ast	Sks	TFL-Yd	Int	TD	FF	FR
1972		102	44			1	0		0
1973		80	34			0	0	3	2
1974		159	76			2	0	4	0
Totals		**341**	**154**			**3**	**0**	**7**	**2**

STOWE, OTTO • WR • 6-2, 185 • SPRINGFIELD, ILLINOIS

Yr.	G	Rec	Yds	Ypr	TD	Lng	Ypg	Att	Yds	TD	Lng
1968		34	421	12.4	1			0	0	0	
1969		39	508	13.0	3			5	33	1	
1970		59	822	13.9	6			6	25	0	
Totals		**132**	**1751**	**13.3**	**10**			**11**	**58**	**1**	

STRACHAN, MIKE • RB • 6-2, 199 • MIAMI, FLORIDA

Yr.	G	Att	Yds	Ypc	TD	Lng	Ypg	Rec	Yds	TD	Lng
1972		268	1260	4.7	8			17	141	0	
1973		272	1103	4.1	3			7	55	1	
1974		189	647	3.4	1			6	49	0	
Totals		**729**	**3010**	**4.1**	**12**			**30**	**245**	**1**	

STRAIGHT, MATT • DB • 6-0, 194 • LOGAN, IOWA

Yr.	G	Tkls	Ast	Sks	TFL-Yd	Int	TD	FF	FR
1993	11	8	5	0	0-0	0	0	0	0
1994	11	96	48	1	3-14	1	0	0	0
1995	11	117	43	0	4-8	3	0	1	0
Totals	**33**	**221**	**96**	**1**	**7-22**	**4**	**0**	**1**	**0**

STUBER, DICK • QB/P • 6-0, 170 • AMES, IOWA

Yr.	G	Att	Com	Int	Pct	Yds	TD	Lng	Rat	Ypg	Att	Yds	TD	Lng
1953		20	7	1	.350	36	0		40.1		23	-15	0	
Totals		**20**	**7**	**1**	**.350**	**36**	**0**		**40.1**		**23**	**-15**	**0**	

Yr.	G	P	Yds	Avg	Lng
1953		14	503	35.9	
Totals		**14**	**503**	**35.9**	

STUDNIARZ, LLOYD • DL • 6-3, 234 • CHICAGO, ILLINOIS

Yr.	G	Tkls	Ast	Sks	TFL-Yd	Int	TD	FF	FR
1977		2	1		0-0	0	0	0	0
1978		18	11		1-1	0	0	0	0
1979		27	10		2-7	0	0	0	1
1980		14	8		4-20	0	0	0	0
Totals		**61**	**30**		**7-28**	**0**	**0**	**0**	**1**

STUELKE, JIM • WR • 6-3, 193 • COUNCIL BLUFFS, IOWA

Yr.	G	Rec	Yds	Ypr	TD	Lng	Ypg	Att	Yds	TD	Lng
1954		3	34	11.3	1			0	0	0	
1955		3	79	26.3	0			0	0	0	
1957		15	226	15.1	1			0	0	0	
Totals		**21**	**339**	**16.1**	**2**			**0**	**0**	**0**	

STUREK, STEVE • WR • 5-9, 160 • OMAHA, NEBRESKA

Yr.	G	Rec	Yds	Ypr	TD	Lng	Ypg	Att	Yds	TD	Lng
1959		4	74	18.5	1			4	16	0	
1961		2	17	8.5	0			0	0	0	
Totals		**6**	**91**	**15.2**	**1**			**4**	**16**	**0**	

STURTZ, JIM • RB • 5-9, 175 • BOONE, IOWA

Yr.	G	Att	Yds	Ypc	TD	Lng	Ypg	Rec	Yds	TD	Lng
1949		2	10	5.0	0			0	0	0	
Totals		**2**	**10**	**5.0**	**0**			**0**	**0**	**0**	

SUFFREN, HUGHES • WR • 6-3, 188 • BONNER SPRINGS, MISSOURI

Yr.	G	Rec	Yds	Ypr	TD	Lng	Ypg	Att	Yds	TD	Lng
1985	10	31	433	14.0	4	67	43.3	0	0	0	0
1987	4	1	64	64.0	1	64	16.0	0	0	0	0
Totals	**14**	**32**	**497**	**15.5**	**5**	**67**	**35.5**	**0**	**0**	**0**	**0**

SULLIVAN, PAUL • QB • 5-9, 180 • CHICAGO, ILLINOIS

Yr.	G	Att	Com	Int	Pct	Yds	TD	Lng	Rat	Ypg	Att	Yds	TD	Lng
1959		10	6	1	.600	91	1		149.4		14	42	1	
1960		6	3	0	.500	51	0		121.4		8	20	0	
Totals		**16**	**9**	**1**	**.563**	**142**	**1**		**138.9**		**22**	**62**	**1**	

SUMMERS, LAMAR • WR • 6-0, 193 • CHICAGO, ILLINOIS

Yr.	G	Rec	Yds	Ypr	TD	Lng	Ypg	Att	Yds	TD	Lng
1979		7	74	10.6	0	28		4	4	0	6
1981		4	53	13.3	0	17		0	0	0	0
Totals		**11**	**127**	**11.5**	**0**	**28**		**4**	**4**	**0**	**6**

SUMRALL, R.J. • WR • 6-1, 202 • ORLANDO, FLORIDA

Yr.	G	Rec	Yds	Ypr	TD	Lng	Ypg	Att	Yds	TD	Lng
2005	12	20	311	15.6	0	60	25.9	1	-2	0	0
2006	12	25	310	12.4	0	32	25.8	1	-7	0	0
2007	12	54	434	8.0	0	25	36.2	1	-3	0	0
2008	12	57	750	13.2	7	49	62.5	0	0	0	0
Totals	**48**	**156**	**1805**	**11.6**	**7**	**60**	**37.6**	**3**	**-12**	**0**	**0**

SUTHERLAND, JIM • QB/P • 5-10, 168 • AMES, IOWA

Yr.	G	Att	Com	Int	Pct	Yds	TD	Lng	Rat	Ypg	Att	Yds	TD	Lng
1946		10	2	2	.200	26	0		1.8		0	0	0	
1948		19	5	1	.263	63	1		61.0		1	-4	0	
1949		5	4	0	.800	39	1		211.5		0	0	0	
Totals		**34**	**11**	**3**	**.324**	**128**	**2**		**65.7**		**1**	**-4**	**0**	

Yr.	G	P	Yds	Avg	Lng
1946		2	79	39.5	
1948		14	433	30.9	
Totals		**16**	**512**	**32.0**	

SUTTLE, COREY • DE • 6-4, 247 • JEFFERSON CITY, MISSOURI

Yr.	G	Tkls	Ast	Sks	TFL-Yd	Int	TD	FF	FR
2020	7	1	0	0	0-0	0	0	0	0
2021	7	4	2	0	0-0	0	0	0	0
Totals	**14**	**5**	**2**	**0**	**0-0**	**0**	**0**	**0**	**0**

SUTTON, TYMAR • LB • 5-10, 218 • MCKEESPORT, PENNSYLVANIA

Yr.	G	Tkls	Ast	Sks	TFL-Yd	Int	TD	FF	FR
2017	11	4	1	0	0-0	0	0	0	0
2018	7	0	0	0	0-0	0	0	0	0
2019	13	4	3	0	0-0	0	0	0	0
Totals	**31**	**8**	**4**	**0**	**0-0**	**0**	**0**	**0**	**0**

SWALE, MIKE • WR • 6-2, 200 • MASON CITY, IOWA

Yr.	G	Rec	Yds	Ypr	TD	Lng	Ypg	Att	Yds	TD	Lng
1952		1	13	13.0	0			0	0	0	
Totals		**1**	**13**	**13.0**	**0**			**0**	**0**	**0**	

SWEENEY, JIM • DL • 6-2, 220 • SIOUX CITY, IOWA

Yr.	G	Tkls	Ast	Sks	TFL-Yd	Int	TD	FF	FR
1977		5	3		0-0	0	0	1	0
1978		23	16		0-0	0	0	0	0
1979		21	13		3-5	0	0	0	1
Totals		**49**	**32**		**3-5**	**0**	**0**	**1**	**1**

SWITZER, LARRY • QB • 6-1, 188 • OSCEOLA, IOWA

Yr.	G	Att	Com	Int	Pct	Yds	TD	Lng	Rat	Ypg	Att	Yds	TD	Lng
1962		39	17	3	.436	325	2		115.1		26	-20	0	
1963		17	3	3	.176	38	0		1.1		16	0	0	
Totals		**56**	**20**	**6**	**.357**	**363**	**2**		**80.5**		**42**	**-20**	**0**	

SYRIA, MARTINEZ • RB • 6-0, 205 • HUMBLE, TEXAS

Yr.	G	Att	Yds	Ypc	TD	Lng	Ypg	Rec	Yds	TD	Lng
2014	5	20	47	2.3	1	7	9.4	1	6	0	6
Totals	**5**	**20**	**47**	**2.3**	**1**	**7**	**9.4**	**1**	**6**	**0**	**6**

SYRIE, KAMARI • DB • 5-10, 200 • HURST, TEXAS

Yr.	G	Tkls	Ast	Sks	TFL-Yd	Int	TD	FF	FR
2014	12	12	3	0	1-1	0	0	0	0
Totals	**12**	**12**	**3**	**0**	**1-1**	**0**	**0**	**0**	**0**

TAMPA, T.J. • DB • 6-2, 178 • ST. PETERSBURG, FLORIDA

Yr.	G	Tkls	Ast	Sks	TFL-Yd	Int	TD	FF	FR
2020	9	5	2	0	1-2	0	0	0	0
2021	13	18	1	0	0.5-1	0	0	0	0
Totals	**22**	**23**	**3**	**0**	**1.5-3**	**0**	**0**	**0**	**0**

TATE, MICHAEL • DL • 6-4, 285 • TULSA, OKLAHOMA

Yr.	G	Tkls	Ast	Sks	TFL-Yd	Int	TD	FF	FR
2007	1	0	0	0	0-0	0	0	0	0
2008	11	24	11	0	4.5-6	0	0	0	0
Totals	**12**	**24**	**11**	**0**	**4.5-6**	**0**	**0**	**0**	**0**

TAU'FO'OU, MATT • LB • 5-11, 239 • SAN CARLOS, CALIFORNIA

Yr.	G	Tkls	Ast	Sks	TFL-Yd	Int	TD	FF	FR
2009	2	1	0	0	0-0	0	0	0	0
2010	5	20	13	0	0.5-0	0	0	0	0
2011	12	72	40	0	4-6	0	0	0	0
Totals	**19**	**93**	**53**	**0**	**4.5-6**	**0**	**0**	**0**	**0**

TAYLOR, KURTIS • DL • 6-2, 255 • FORT DODGE, IOWA

Yr.	G	Tkls	Ast	Sks	TFL-Yd	Int	TD	FF	FR
2004	5	0	0	0	0-0	0	0	0	0
2005	12	7	3	0	0-0	0	0	0	0
2007	12	41	19	6.5	8-62	0	0	1	1
2008	12	37	12	5	11-46	1	0	1	0
Totals	**41**	**85**	**34**	**11.5**	**19-108**	**1**	**0**	**2**	**1**

TAYLOR, MICHAEL • DL • 6-4, 211 • DETROIT, MICHIGAN

Yr.	G	Tkls	Ast	Sks	TFL-Yd	Int	TD	FF	FR
1984	10	14	11	0	1-3	0	0	0	0
1985	11	4	0	0	0-0	0	0	0	0
Totals	**21**	**18**	**11**	**0**	**1-3**	**0**	**0**	**0**	**0**

TAYLOR, TRENT • DE • 6-2, 267 • LAKELAND, FLORIDA

Yr.	G	Tkls	Ast	Sks	TFL-Yd	Int	TD	FF	FR
2014	12	37	19	2	5-14	0	0	0	0
2015	9	11	5	1	3-15	0	0	0	0
Totals	**21**	**48**	**24**	**3**	**8-29**	**0**	**0**	**0**	**0**

TEBRINK, TIM • DL • 6-4, 295 • ALTON, IOWA

Yr.	G	Tkls	Ast	Sks	TFL-Yd	Int	TD	FF	FR
2001	8	12	7	0	0-0	0	0	1	0
2002	14	49	28	1.5	3.5-11	0	0	2	1
2003	11	8	5	0	0-0	0	0	0	0
2004	12	13	6	0.5	0-0	0	0	0	0
Totals	**45**	**82**	**46**	**2**	**3.5-11**	**0**	**0**	**3**	**1**

TERRY, WAYE • QB • 6-3, 207 • VALLEY CITY, NORTH DAKOTA

Yr.	G	Att	Com	Int	Pct	Yds	TD	Lng	Rat	Ypg	Att	Yds	TD	Lng
2003	6	96	42	4	.438	415	2	62	78.6	69.2	40	74	1	13
Totals	**6**	**96**	**42**	**4**	**.438**	**415**	**2**	**62**	**78.6**	**69.2**	**40**	**74**	**1**	**13**

THARPE, NIGEL • DL • 6-3, 290 • DETROIT, MICHIGAN

Yr.	G	Tkls	Ast	Sks	TFL-Yd	Int	TD	FF	FR
1997	11	29	16	1	1-11	0	0	0	0
1998	11	20	7	1	2-11	0	0	0	0
1999	11	33	21	1	4-15	0	0	1	0
2000	11	35	20	0	2-6	0	0	0	0
Totals	**44**	**117**	**64**	**3**	**9-43**	**0**	**0**	**1**	**0**

THIBODEAUX, PAUL • RB • 5-11, 188 • CHICAGO, ILLINOIS

Yr.	G	Att	Yds	Ypc	TD	Lng	Ypg	Rec	Yds	TD	Lng
1987	9	14	114	8.1	1	73	12.7	1	15	0	15
1988	5	11	107	9.7	2	67	21.4	1	14	0	14
1989	11	29	134	4.6	2	17	12.2	2	-1	0	3
Totals	**25**	**54**	**355**	**6.6**	**5**	**73**	**14.2**	**4**	**28**	**0**	**15**

THIES, GREG • DL • 6-5, 250 • CRESCO, IOWA

Yr.	G	Tkls	Ast	Sks	TFL-Yd	Int	TD	FF	FR
1972		3	1			0	0		0
Totals		**3**	**1**			**0**	**0**		**0**

THOMAS, CLINT • LB • 6-2, 220 • ROCKPORT, MISSOURI

Yr.	G	Tkls	Ast	Sks	TFL-Yd	Int	TD	FF	FR
1993	11	23	10	0	1-3	0	0	0	0
1994	9	39	22	0	1-2	0	0	0	0
Totals	**9**	**39**	**22**	**0**	**1-2**	**0**	**0**	**0**	**0**

THOMAS, JHAUSTIN • DE • 6-6, 275 • ATLANTA, GEORGIA

Yr.	G	Tkls	Ast	Sks	TFL-Yd	Int	TD	FF	FR
2015	8	15	6	1	2.5-11	0	0	0	0
2016	12	23	5	3	9.5-34	1	0	0	0
Totals	**20**	**38**	**11**	**4**	**12.0-45**	**1**	**0**	**0**	**0**

THOMAS, JOSHUA • RB • 5-11, 224 • BUFORD, GEORGIA

Yr.	G	Att	Yds	Ypc	TD	Lng	Ypg	Rec	Yds	TD	Lng
2015	12	75	295	3.9	7	42	24.6	4	33	0	14
Totals	**12**	**75**	**295**	**3.9**	**7**	**42**	**24.6**	**4**	**33**	**0**	**14**

THOMAS, KIRK • RB • 5-11, 210 • SPRINGFIELD, ILLINOIS

Yr.	G	Att	Yds	Ypc	TD	Lng	Ypg	Rec	Yds	TD	Lng
1983	7	2	-6	-3.0	0	0	-0.9	2	14	0	9
1984	6	5	14	2.8	0	6	2.3	1	3	1	3
1985	11	103	326	3.2	0	17	29.6	17	159	1	22
Totals	**24**	**110**	**334**	**3.0**	**0**	**17**	**13.9**	**20**	**176**	**2**	**22**

THOMAS, STEVE • LB • 6-2, 236 • CINCINNATI, OHIO

Yr.	G	Tkls	Ast	Sks	TFL-Yd	Int	TD	FF	FR
1982		15	7	0	0-0	0	0	0	0
1983	8	15	10	1	3-12	0	0	0	0
Totals		**30**	**17**	**1**	**3-12**	**0**	**0**	**0**	**0**

THOMPSON, JIM • P • 6-4, 210 • ANKENY, IOWA

Yr.	G	P	Yds	Avg	Lng
1984	11	85	3157	37.1	72
Totals	**11**	**85**	**3157**	**37.1**	**72**

THOMPSON, TYEASE • RB • 5-10, 180 • LAKELAND, FLORIDA

Yr.	G	Att	Yds	Ypc	TD	Lng	Ypg	Rec	Yds	TD	Lng
2004	11	21	77	3.7	0	13	7.0	2	-3	0	1
Totals	**11**	**21**	**77**	**3.7**	**0**	**13**	**7.0**	**2**	**-3**	**0**	**1**

TIDD, KIM • WR • 6-0, 185 • MARSHALLTOWN, IOWA

Yr.	G	Rec	Yds	Ypr	TD	Lng	Ypg	Att	Yds	TD	Lng
1952		3	37	12.3	0			0	0	0	
1953		10	226	22.6	1			1	10	0	
1954		0	0	0	0			20	128	0	
Totals		**13**	**263**	**20.2**	**1**			**21**	**138**	**0**	

TILLER, JEROME • QB/WR • 6-3, 204 • SAN ANTONIO, TEXAS

Yr.	G	Att	Com	Int	Pct	Yds	TD	Lng	Rat	Ypg	Att	Yds	TD	Lng
2009	7	73	41	4	.562	376	1	47	93.0	53.7	44	216	2	20
2011	8	82	39	0	.476	363	1	39	88.8	45.4	42	66	0	21
2012	13	1	0	0	0	0	0	0	0.0	0	0	0	0	0
Totals	**28**	**156**	**80**	**4**	**.513**	**739**	**2**	**47**	**90.2**	**26.4**	**86**	**282**	**2**	**21**

Yr.	G	Rec	Yds	Ypr	TD	Lng	Ypg	Att	Yds	TD	Lng
2012	13	18	174	9.7	1	20	13.4	0	0	0	0
Totals	**13**	**18**	**174**	**9.7**	**1**	**20**	**13.4**	**0**	**0**	**0**	**0**

TIMMONS, MARC • DB • 5-8, 162 • BRADENTON, FLORIDA

Yr.	G	Tkls	Ast	Sks	TFL-Yd	Int	TD	FF	FR
2000	10	58	19	0	0-0	3	1	0	1
2001	11	74	10	0	1-1	2	0	0	0
2002	13	36	8	0	0-0	1	0	2	0
2003	12	80	26	0	3-9	2	0	0	2
Totals	**46**	**248**	**63**	**0**	**4-10**	**8**	**1**	**2**	**3**

TISDALE, OBERT • QB/DB • 6-2, 193 • WATERLOO, IOWA

Yr.	Att	Com	Int	Pct	Yds	TD	Rat	Att	Yds	TD
1968	25	8	3	.320	140	1	68.2	23	46	1
1969	189	79	10	.418	896	5	79.8	151	-50	4
Totals	**214**	**87**	**13**	**.407**	**1036**	**6**	**78.4**	**174**	**-4**	**5**

Yr.	G	Tkls	Ast	Sks	TFL-Yd	Int	TD	FF	FR
1970		60	39			0	0		3
Totals		**60**	**39**			**0**	**0**		**3**

TITUS, LOWELL • WR • 6-0, 190 • DES MOINES, IOWA

Yr.	G	Rec	Yds	Ypr	TD	Lng	Ypg	Att	Yds	TD	Lng
1950		1	19	19.0	0			0	0	0	
Totals		**1**	**19**	**19.0**	**0**			**0**	**0**	**0**	

TONGAMOA, KAMILO • DL • 6-5, 290 • VAN NUYS, CALIFORNIA

Yr.	G	Tkls	Ast	Sks	TFL-Yd	Int	TD	FF	FR
2017	4	1	0	0	1-1	0	0	0	0
Totals	**4**	**1**	**0**	**0**	**1-1**	**0**	**0**	**0**	**0**

TRAUSCH, MERLIN • DL • 6-3, 226 • BRYAN, OHIO

Yr.	G	Tkls	Ast	Sks	TFL-Yd	Int	TD	FF	FR
1965		7	4			0	0		0
Totals		**7**	**4**			**0**	**0**		**0**

TRENT, VERNELL • DL • 6-3, 275 • JACKSONVILLE, FLORIDA

Yr.	G	Tkls	Ast	Sks	TFL-Yd	Int	TD	FF	FR
2014	12	10	5	0	0.5-0	0	0	0	0
2015	12	8	6	0	0-0	0	0	1	0
2016	12	11	5	0	0.5-1	0	0	0	0
2017	13	15	9	0	1-1	0	0	1	0
Totals	**49**	**44**	**25**	**0**	**2-2**	**0**	**0**	**2**	**0**

TRIBUNE, NIGEL • DB • 5-11, 195 • JACKSONVILLE, FLORIDA

Yr.	G	Tkls	Ast	Sks	TFL-Yd	Int	TD	FF	FR
2013	10	30	6	0	0-0	1	0	0	0
2014	11	64	15	0	2-2	3	0	0	0
2015	11	37	8	0	1-3	0	0	2	2
2016	10	14	2	0	0.5-0	0	0	0	0
Totals	**42**	**145**	**31**	**0**	**3.5-5**	**4**	**0**	**2**	**2**

TRIEB, DARRIN • LB • 6-3, 210 • CHICAGO, ILLINOIS

Yr.	G	Tkls	Ast	Sks	TFL-Yd	Int	TD	FF	FR
1986	11	80	32	3	13-60	0	0	3	2
Totals	**11**	**80**	**32**	**3**	**13-60**	**0**	**0**	**3**	**2**

TROYAN, RON • LB • 6-0, 214 • LOVELAND, OHIO

Yr.	G	Tkls	Ast	Sks	TFL-Yd	Int	TD	FF	FR
1980		14	4		0-0	0	0	0	0
Totals		**14**	**4**		**0-0**	**0**	**0**	**0**	**0**

TRYON, MIKE • QB • 6-1, 188 • AMES, IOWA

Yr.	G	Att	Com	Int	Pct	Yds	TD	Lng	Rat	Ypg	Att	Yds	TD	Lng
1975		8	3	2	.375	51	0	34	41.1		12	51	0	18
1976		13	7	1	.538	95	1	17	125.2		13	31	0	15
1977		4	0	1	.000	0	0	0	-50		3	-2	0	7
Totals		**25**	**10**	**4**	**.400**	**146**	**1**	**34**	**70.3**		**28**	**80**	**0**	**18**

TUCKER, DEMOND • DL • 6-0, 295 • HAZELHURST, MISSISSIPPI

Yr.	G	Tkls	Ast	Sks	TFL-Yd	Int	TD	FF	FR
2015	12	28	10	6	13-51	0	0	1	0
2016	12	45	25	0	4-9	0	0	0	0
Totals	**24**	**73**	**35**	**6**	**17-60**	**0**	**0**	**1**	**0**

TUCKER, TONY • DB • 6-0, 182 • HAMPTON, VIRGINIA

Yr.	G	Tkls	Ast	Sks	TFL-Yd	Int	TD	FF	FR
1984	9	22	14	0	0-0	0	0	0	0
1985	6	15	6	0	0-0	0	0	0	1
Totals	**15**	**37**	**20**	**0**	**0-0**	**0**	**0**	**0**	**1**

TURK, MIKE • DL • 6-1, 188 • EUCLID, OHIO

Yr.	G	Tkls	Ast	Sks	TFL-Yd	Int	TD	FF	FR
1965		9	7			0	0		0
Totals		**9**	**7**			**0**	**0**		**0**

TURNER, AB • LB • 6-0, 220 • EL CAJON, CALIFORNIA

Yr.	G	Tkls	Ast	Sks	TFL-Yd	Int	TD	FF	FR
1998	11	61	15	0	4-9	0	0	0	0
1999	9	41	13	0	0-0	1	0	0	0
2000	11	71	26	1	5-10	0	0	0	0
Totals	**31**	**173**	**54**	**1**	**9-19**	**1**	**0**	**0**	**0**

TURNER, GEOFF • WR • 5-8, 184 • URBANDALE, IOWA

Yr.	G	Rec	Yds	Ypr	TD	Lng	Ypg	Att	Yds	TD	Lng
1994	11	21	236	11.2	0	26	21.5	3	15	0	9
Totals	**11**	**21**	**236**	**11.2**	**0**	**26**	**21.5**	**3**	**15**	**0**	**9**

TURNER, PAUL • WR • 6-1, 175 • MASSILLON, OHIO

Yr.	G	Rec	Yds	Ypr	TD	Lng	Ypg	Att	Yds	TD	Lng
1982		2	35	17.5	0	20		0	0	0	0
Totals		**2**	**35**	**17.5**	**0**	**20**		**0**	**0**	**0**	**0**

TWEETEN, RAY • P • 6-3, 204 • WASHINGTON, IOWA

Yr.	G	P	Yds	Avg	Lng
1955		6	237	39.5	
Totals		**6**	**237**	**39.5**	

TYSON, MIKE • RB • 5-11, 190 • CHARLESTON, WEST VIRGINIA

Yr.	G	Att	Yds	Ypc	TD	Lng	Ypg	Rec	Yds	TD	Lng
1973		67	316	4.7	0			1	5	0	5
Totals		**67**	**316**	**4.7**	**0**			**1**	**5**	**0**	**5**

ULRICH, CHRIS • RB • 5-9, 211 • FORT DODGE, IOWA

Yr.	G	Att	Yds	Ypc	TD	Lng	Ypg	Rec	Yds	TD	Lng
1992	10	103	474	4.6	3	35	47.4	7	38	0	13
1993	9	79	336	4.3	1	27	37.3	3	25	0	10
Totals	**19**	**182**	**810**	**4.5**	**4**	**35**	**42.6**	**10**	**63**	**0**	**13**

UTTER, BOB • QB • 5-10, 184 • ST. CLAIR SHORES, MICHIGAN

Yr.	G	Att	Com	Int	Pct	Yds	TD	Lng	Rat	Ypg	Att	Yds	TD	Lng
1990	7	64	39	0	.609	511	2	43	136.2	73.0	30	45	1	16
1991	2	28	16	3	.571	186	0	27	91.5	93.0	12	26	1	10
1992	7	86	50	5	.581	712	2	83	123.7	101.7	89	161	3	27
1993	10	105	60	9	.571	893	6	77	130.3	89.3	99	383	4	50
Totals	**26**	**283**	**165**	**17**	**.583**	**2302**	**10**	**83**	**126.3**	**88.5**	**230**	**615**	**9**	**50**

UWAZURIKE, EYIOMA • DE • 6-6, 310 • DETROIT, MICHIGAN

Yr.	G	Tkls	Ast	Sks	TFL-Yd	Int	TD	FF	FR
2017	13	16	9	0.5	4-8	0	0	0	0
2018	9	27	15	1	5-12	0	0	0	0
2019	13	32	13	1.5	5.5-20	0	1	0	2
2020	12	27	11	3	8-29	0	0	0	0
2021	13	42	26	9	12-79	0	0	0	0
Totals	**60**	**144**	**74**	**15**	**34.5-148**	**0**	**1**	**0**	**2**

VALASA, JOHN • DB • 6-2, 196 • ROSELLE PARK, NEW JERSEY

Yr.	G	Tkls	Ast	Sks	TFL-Yd	Int	TD	FF	FR
1975		7	2			0	0	0	0
Totals		**7**	**2**			**0**	**0**	**0**	**0**

VAN DER KAMP, KIRBY • P • 6-4, 211 • WEST DES MOINES, IOWA

Yr.	G	P	Yds	Avg	Lng
2010	11	60	2710	45.2	74
2011	13	68	2901	42.7	67
2012	13	77	3157	41.0	60
2013	12	84	3493	41.6	65
Totals	**49**	**289**	**12261**	**42.4**	**74**

VAN GALDER, TIM • QB • 6-2, 179 • MADISON, WISCONSIN

Yr.	G	Att	Com	Int	Pct	Yds	TD	Lng	Rat	Ypg	Att	Yds	TD	Lng
1964		105	35	6	.333	354	0		50.2		27	10	0	
1965		228	100	14	.439	1418	6		92.5		84	148	3	
1966		245	124	16	.506	1645	6		102.0		117	104	5	
Totals		**578**	**259**	**36**	**.448**	**3417**	**12**		**88.9**		**228**	**262**	**8**	

VANCE, O'RIEN • LB • 6-2, 248 • CEDAR RAPIDS, IOWA

Yr.	G	Tkls	Ast	Sks	TFL-Yd	Int	TD	FF	FR
2018	11	24	10	1.5	4.5-21	0	0	0	1
2019	12	66	32	6.5	9-48	0	0	1	1
2020	12	68	38	1.0	6-18	0	0	0	2
2021	10	36	21	1.0	2.5-10	0	0	0	0
Totals	**45**	**194**	**101**	**10.0**	**22.0-97**	**0**	**0**	**1**	**4**

VAUGHN, GERRY • LB • 5-11, 225 • ATLANTA, GEORGIA

Yr.	G	Tkls	Ast	Sks	TFL-Yd	Int	TD	FF	FR
2018	2	0	0	0	0-0	0	0	0	0
2019	13	4	3	0	0-0	0	0	0	0
2020	12	24	14	0	0-0	0	0	0	1
2021	13	45	29	1.5	5.5-20	0	0	0	0
Totals	**40**	**72**	**46**	**1.5**	**5.5-20**	**0**	**0**	**0**	**1**

VAUGHN, TOM • RB • 5-11, 195 • TROY, OHIO

Yr.	G	Att	Yds	Ypc	TD	Lng	Ypg	Rec	Yds	TD	Lng
1962		104	597	5.7	9			1	18	0	
1963		190	795	4.2	9			2	15	0	
1964		129	497	3.9	4			5	48	0	
Totals		**423**	**1889**	**4.7**	**22**			**8**	**81**	**0**	

VIECELI, LOU • LB • 5-9, 197 • SOUTH HOLLAND, ILLINOIS

Yr.	G	Tkls	Ast	Sks	TFL-Yd	Int	TD	FF	FR
1977		1	1		0-0	0	0	0	0
1978		9	4		2-5	0	0	0	0
1979		84	44		5-10	0	0	0	1
1980		27	10		0-0	0	0	0	1
Totals		**121**	**59**		**7-15**	**0**	**0**	**0**	**2**

VIERS, BOYD • LB • 6-1, 230 • OMAHA, NEBRASKA

Yr.	G	Tkls	Ast	Sks	TFL-Yd	Int	TD	FF	FR
2002	1	0	0	0	0-0	0	0	0	0
2003	8	15	6	0	0-0	0	0	0	0
2004	5	8	5	0	0-0	0	0	0	0
Totals	**14**	**23**	**11**	**0**	**0-0**	**0**	**0**	**0**	**0**

VOETBERG, BOB • WR • 6-2, 185 • TRAER, IOWA

Yr.	G	Rec	Yds	Ypr	TD	Lng	Ypg	Att	Yds	TD	Lng
1950		2	23	11.5	0			0	0	0	
1951		17	210	12.4	2			0	0	0	
Totals		**19**	**233**	**12.3**	**2**			**0**	**0**	**0**	

VOLKENS, CRAIG • DL • 6-2, 210 • REINBECK, IOWA

Yr.	G	Tkls	Ast	Sks	TFL-Yd	Int	TD	FF	FR
1975		5	1			0	0	0	0
1976		50	21		3-8	0	0	2	2
1977		69	33		10-55	0	0	1	0
Totals		**124**	**55**		**13-63**	**0**	**0**	**3**	**2**

VONDRA, CHARLES • LB • 6-0, 200 • AMES, IOWA

Yr.	G	Tkls	Ast	Sks	TFL-Yd	Int	TD	FF	FR
1987	10	42	12	0	2-4	1	0	0	0
1988	11	29	17	0	0-0	0	0	0	0
1989	11	73	36	0	1-7	1	0	0	1
Totals	**32**	**144**	**65**	**0**	**3-11**	**2**	**0**	**0**	**1**

VONDRAK, GREG • LB • 6-2, 210 • SIOUX CITY, IOWA

Yr.	G	Tkls	Ast	Sks	TFL-Yd	Int	TD	FF	FR
1972		40	17			1	0		1
Totals		**40**	**17**			**1**	**0**		**1**

VOY, TERRY • DL • 6-0, 202 • ACKLEY, IOWA

Yr.	G	Tkls	Ast	Sks	TFL-Yd	Int	TD	FF	FR
1966		64	43			0	0		0
1968		13	8			0	0		0
Totals		**77**	**51**			**0**	**0**		**0**

WADE, MICHAEL • WR • 5-10, 186 • NORTH CHICAGO, ILLINOIS

Yr.	G	Rec	Yds	Ypr	TD	Lng	Ypg	Att	Yds	TD	Lng
1980		1	5	5.0	0	5		19	111	1	23
1981		27	343	12.7	0	57		5	30	0	14
1982		13	223	17.2	1	33		5	-4	0	10
1983		1	17	17.0	0	17		0	0	0	0
Totals		**42**	**588**	**14.0**	**1**	**57**		**29**	**137**	**1**	**23**

WAGER, DICK • RB • 5-11, 176 • DAVENPORT, IOWA

Yr.	G	Att	Yds	Ypc	TD	Lng	Ypg	Rec	Yds	TD	Lng
1953		5	19	3.8	0			1	-11	0	
Totals		**5**	**19**	**3.8**	**0**			**1**	**-11**	**0**	

WAGGONER, J.D. • DE • 6-3, 255 • DALLAS, TEXAS

Yr.	G	Tkls	Ast	Sks	TFL-Yd	Int	TD	FF	FR
2015	12	23	11	1	3-4	0	0	0	0
2016	5	12	5	1	2-7	0	0	0	0
2017	13	42	17	4.5	13.5-38	0	0	1	1
Totals	**30**	**77**	**33**	**6.5**	**18.5-49**	**0**	**0**	**1**	**1**

WAGNER, MICHAEL • RB • 5-7, 188 • WEST COVINA, CALIFORNIA

Yr.	G	Att	Yds	Ypc	TD	Lng	Ypg	Rec	Yds	TD	Lng
1999	1	6	30	5.0	0	17	30.0	0	0	0	0
2000	10	85	396	4.7	5	66	39.6	2	14	1	13
2001	11	47	113	2.4	1	13	10.3	0	0	0	0
2002	13	153	542	3.5	7	28	41.7	14	41	0	18
2003	12	96	420	4.4	3	32	35.0	10	41	0	11
Totals	**47**	**387**	**1501**	**3.9**	**16**	**66**	**31.9**	**26**	**96**	**1**	**18**

WALKER, BO • QB • 6-0, 170 • OTTUMWA, IOWA

Yr.	G	Att	Com	Int	Pct	Yds	TD	Lng	Rat	Ypg	Att	Yds	TD	Lng
1952		8	2	1	.250	1	0		1.1		11	77	0	
Totals		**8**	**2**	**1**	**.250**	**1**	**0**		**1.1**		**11**	**77**	**0**	

WALKER, DERRICK • LB/QB • 6-2, 235 • HOUSTON, TEXAS

Yr.	G	Tkls	Ast	Sks	TFL-Yd	Int	TD	FF	FR
2000	11	61	25	2	3-27	0	0	1	1
Totals	**11**	**61**	**25**	**2**	**3-27**	**0**	**0**	**1**	**1**

Yr.	G	Att	Com	Int	Pct	Yds	TD	Lng	Rat	Ypg	Att	Yds	TD	Lng
1999	5	18	9	2	.500	106	0	50	77.2	21.2	15	70	0	14
Totals	**5**	**18**	**9**	**2**	**.500**	**106**	**0**	**50**	**77.2**	**21.2**	**15**	**70**	**0**	**14**

WALKER, GEORGE • DB/WR • 6-3, 212 • CHICAGO, ILLINOIS

Yr.	G	Tkls	Ast	Sks	TFL-Yd	Int	TD	FF	FR
1982		39	14	1	1-12	1	0	0	0
1983	11	54	25	0	0-0	4	0	1	1
1984	9	13	6	0	0-0	0	0	1	1
Totals	**20**	**106**	**45**	**1**	**1-12**	**5**	**0**	**2**	**2**

Yr.	G	Rec	Yds	Ypr	TD	Lng	Ypg	Att	Yds	TD	Lng
1980		3	41	13.7	0	15		0	0	0	0
Totals		**3**	**41**	**13.7**	**0**	**15**		**0**	**0**	**0**	**0**

WALKER, SHAWN • DB • 5-11, 167 • KANSAS CITY, MISSOURI

Yr.	G	Tkls	Ast	Sks	TFL-Yd	Int	TD	FF	FR
1989	4	8	2	0	0-0	0	0	0	0
1990	10	43	16	0	1-1	1	0	1	0
1991	11	38	14	0	1-1	0	0	0	0
1992	11	49	17	0	1-7	2	0	0	0
Totals	**36**	**138**	**49**	**0**	**3-9**	**3**	**0**	**1**	**0**

WALLACE, SENECA • QB • 5-10, 193 • SACRAMENTO, CALIFORNIA

Yr.	G	Att	Com	Int	Pct	Yds	TD	Lng	Rat	Ypg	Att	Yds	TD	Lng
2001	11	269	167	9	.621	2044	11	54	132.7	185.8	114	475	7	60
2002	14	443	244	18	.551	3245	15	60	119.7	231.8	123	437	8	48
Totals	**25**	**712**	**411**	**27**	**.577**	**5289**	**26**	**60**	**124.6**	**211.6**	**237**	**912**	**15**	**60**

WALLER, ANDY • DL • 6-2, 212 • POYNETTE, WISCONSIN

Yr.	G	Tkls	Ast	Sks	TFL-Yd	Int	TD	FF	FR
1968		60	33			0	0		1
1969		42	22			0	0		0
Totals		**102**	**55**			**0**	**0**		**1**

WALTER, MARV • RB • 6-0, 200 • NORTHBORO, IOWA

Yr.	G	Att	Yds	Ypc	TD	Lng	Ypg	Rec	Yds	TD	Lng
1955		20	81	4.1	0			1	20	0	
1956		56	183	3.3	2			2	7	0	
Totals		**76**	**264**	**3.5**	**2**			**3**	**27**	**0**	

WARDER, JOHN • QB • 6-0, 187 • PHOENIX, ARIZONA

Yr.	G	Att	Com	Int	Pct	Yds	TD	Lng	Rat	Ypg	Att	Yds	TD	Lng
1966		7	3	2	.429	32	0		24.1		24	40	0	
1967		196	80	14	.408	949	3		72.3		181	271	3	
1968		201	89	9	.443	1184	7		96.3		151	355	3	
Totals		**404**	**172**	**25**	**.426**	**2165**	**10**		**83.4**		**356**	**666**	**6**	

WARDLAW, STEVE • DB • 5-10, 181 • ABBEVILLE, SOUTH CAROLINA

Yr.	G	Tkls	Ast	Sks	TFL-Yd	Int	TD	FF	FR
1970		17	7			1	0		1
1971		7	2			1	0		0
Totals		**24**	**9**			**2**	**0**		**1**

WARMACK, HUSSEIN • RB • 6-3, 237 • DETROIT, MICHIGAN

Yr.	G	Att	Yds	Ypc	TD	Lng	Ypg	Rec	Yds	TD	Lng
1989	6	9	29	3.2	0	13	4.8	0	0	0	0
1990	4	4	19	4.8	0	13	4.8	7	127	1	30
1991	3	0	0	0	0	0	0	0	0	0	0
1993	11	26	114	4.4	0	21	10.4	1	4	0	4
Totals	**24**	**39**	**162**	**4.2**	**0**	**21**	**6.8**	**8**	**131**	**1**	**30**

WARREN, CURTIS • RB • 6-0, 205 • GARDENA, CALIFORNIA

Yr.	G	Att	Yds	Ypc	TD	Lng	Ypg	Rec	Yds	TD	Lng
1986	11	30	148	4.9	2	58	13.5	6	48	0	14
1988	10	93	387	4.2	3	25	38.7	2	10	0	6
Totals	**21**	**123**	**535**	**4.3**	**5**	**58**	**25.4**	**8**	**58**	**0**	**14**

WARREN, MIKE • RB • 6-0, 215 • LAWTON, OKLAHOMA

Yr.	G	Att	Yds	Ypc	TD	Lng	Ypg	Rec	Yds	TD	Lng
2015	12	227	1339	5.9	5	76	111.6	14	70	0	22
2016	11	134	559	4.2	3	20	50.8	12	98	0	38
2017	7	34	105	3.1	1	11	11.7	1	0	0	0
2018	2	0	0	0	0	0	0	0	0	0	0
Totals	**32**	**395**	**2003**	**5.1**	**9**	**76**	**62.6**	**27**	**168**	**0**	**38**

WASHINGTON, CHRIS • LB • 6-4, 219 • CHICAGO, ILLINOIS

Yr.	G	Tkls	Ast	Sks	TFL-Yd	Int	TD	FF	FR
1980		8	7		0-0	0	0	0	0
1981		168	58		5-13	0	0	3	0
1982		147	49	1	3-8	1	0	0	0
1983	11	134	66	0	3-9	0	0	1	1
Totals		**457**	**180**	**1**	**11-30**	**1**	**0**	**4**	**1**

WASHINGTON, JACQUES • DB • 6-1, 220 • OWASSO, OKLAHOMA

Yr.	G	Tkls	Ast	Sks	TFL-Yd	Int	TD	FF	FR
2010	9	12	5	0	0-0	0	0	0	0
2011	13	90	28	1	1-10	1	0	1	1
2012	13	90	37	0	2-4	3	0	1	0
2013	12	119	40	1	5-15	2	0	0	2
Totals	**47**	**311**	**110**	**2**	**8-29**	**6**	**0**	**2**	**3**

WASHINGTON, JERRY • DB • 6-0, 194 • PEORIA, ILLINOIS

Yr.	G	Tkls	Ast	Sks	TFL-Yd	Int	TD	FF	FR
1977		10	8		2-3	0	0	1	0
1978		59	30		2-32	0	0	0	0
Totals		**69**	**38**		**4-35**	**0**	**0**	**1**	**0**

WASHINGTON, TONY • DB • 6-1, 178 • DEARBORN, MICHIGAN

Yr.	G	Tkls	Ast	Sks	TFL-Yd	Int	TD	FF	FR
1968		75	47			3	0		2
1969		75	45			5	0		2
1970		92	49			6	0		2
Totals		**242**	**141**			**14**	**0**		**6**

WATERS, JEFF • DB • 6-2, 184 • CARSON, CALIFORNIA

Yr.	G	Tkls	Ast	Sks	TFL-Yd	Int	TD	FF	FR
1998	11	93	36	0	0-0	0	0	1	2
1999	11	107	36	0	1-9	2	0	1	0
Totals	**22**	**200**	**72**	**0**	**1-9**	**2**	**0**	**2**	**2**

WATKINS, DAN • DL • 6-2, 225 • CHICAGO, ILLINOIS

Yr.	G	Tkls	Ast	Sks	TFL-Yd	Int	TD	FF	FR
1989	8	29	17	0	0-0	0	0	0	0
1990	5	47	17	0	2-3	0	0	0	0
1991	8	49	21	4	7-19	0	0	0	1
1992	10	56	29	7	8-66	0	0	0	0
Totals	**31**	**181**	**84**	**11**	**17-88**	**0**	**0**	**0**	**1**

WATKINS, TOM • RB • 6-0, 182 • CHICAGO, ILLINOIS

Yr.	G	Att	Yds	Ypc	TD	Lng	Ypg	Rec	Yds	TD	Lng
1958		20	74	3.7	0			4	88	1	
1959		161	843	5.2	8			2	32	0	
1960		163	688	4.2	9			1	8	0	
Totals		**344**	**1605**	**4.7**	**17**			**7**	**128**	**1**	

WATLEY, TYRONE • WR • 5-9, 187 • TULARE, CALIFORNIA

Yr.	G	Rec	Yds	Ypr	TD	Lng	Ypg	Att	Yds	TD	Lng
1996	11	27	419	15.5	4	45	38.1	0	0	0	0
1997	11	50	827	16.5	8	81	75.2	0	0	0	0
Totals	**22**	**77**	**1246**	**16.2**	**12**	**81**	**56.6**	**0**	**0**	**0**	**0**

WATSABAUGH, JIM • RB • 5-11, 180 • OMAHA, NEBRASKA

Yr.	G	Att	Yds	Ypc	TD	Lng	Ypg	Rec	Yds	TD	Lng
1959		4	15	3.8	0			0	0	0	
Totals		**4**	**15**	**3.8**	**0**			**0**	**0**	**0**	

WATSON, AL • RB • 6-1, 211 • OMAHA, NEBRASKA

Yr.	G	Att	Yds	Ypc	TD	Lng	Ypg	Rec	Yds	TD	Lng
1982	2	3	34	11.3	1	25	17.0	0	0	0	0
1983	4	12	59	4.9	1	24	14.8	0	0	0	0
1984	4	36	109	3.0	1	13	27.3	3	18	0	12
1985	5	35	88	2.5	1	10	17.6	4	40	0	12
Totals	**15**	**86**	**290**	**3.4**	**4**	**25**	**19.3**	**7**	**58**	**0**	**12**

WATSON, JANSEN • DB • 5-9, 174 • KISSIMMEE, FLORIDA

Yr.	G	Tkls	Ast	Sks	TFL-Yd	Int	TD	FF	FR
2010	9	9	3	0	0-0	0	0	0	0
2011	13	12	4	0	0-0	0	0	0	0
2012	10	41	8	0	0.5-3	0	0	0	0
2013	10	29	9	0	2.5-4	1	0	1	0
Totals	**42**	**91**	**24**	**0**	**3-7**	**1**	**0**	**1**	**0**

WAUGH, HARRY • PK • 6-1, 224 • BURLINGTON, IOWA

Yr.	G	PAT	Att	Pct	FG	FGA	Pct	Lng	TP
1949		2	5	.400					2
Totals		**2**	**5**	**.400**					**2**

WEBB, DON • WR • 5-10, 172 • JEFFERSON CITY, MISSOURI

Yr.	G	Rec	Yds	Ypr	TD	Lng	Ypg	Att	Yds	TD	Lng
1958		4	79	19.8	0			40	208	1	
1959		24	309	12.9	2			0	0	0	
1960		13	203	15.6	2			0	0	0	
Totals		**41**	**591**	**14.4**	**4**			**40**	**208**	**1**	

WEBER, VIC • RB • 6-1, 182 • HARLAN, IOWA

Yr.	G	Att	Yds	Ypc	TD	Lng	Ypg	Rec	Yds	TD	Lng
1946		1	4	4.0	0			5	50	0	
1947		74	249	3.4	0			8	119	2	
Totals		**75**	**253**	**3.4**	**0**			**13**	**169**	**2**	

WEBSTER, LESLIE • RB • 5-11, 195 • OMAHA, NEBRASKA

Yr.	G	Att	Yds	Ypc	TD	Lng	Ypg	Rec	Yds	TD	Lng
1965		137	498	3.6	5			7	93	0	
1966		149	572	3.8	6			7	56	0	
1967		109	322	3.0	2			6	57	0	
Totals		**395**	**1392**	**3.5**	**13**			**20**	**206**	**0**	

WEEKS, BILL • QB • 6-0, 160 • HAMPTON, IOWA

Yr.	G	Att	Com	Int	Pct	Yds	TD	Lng	Rat	Ypg	Att	Yds	TD	Lng
1948		54	23	4	.426	257	1		73.9		12	-58	0	
1949		176	79	10	.449	1247	7		106.2		53	10	4	
1950		220	116	16	.527	1552	9		110.9		58	121	6	
Totals		**450**	**218**	**30**	**.484**	**3056**	**17**		**104.6**		**123**	**73**	**10**	

WEIDEMANN, STEVE • DL • 6-3, 200 • DOWS, IOWA

Yr.	G	Tkls	Ast	Sks	TFL-Yd	Int	TD	FF	FR
1977		28	9		1-6	0	0	0	0
1978		105	63		7-30	0	0	0	2
Totals		**133**	**72**		**8-36**	**0**	**0**	**0**	**2**

WEIFORD, ERIC • LB • 5-11, 215 • OELWEIN, IOWA

Yr.	G	Tkls	Ast	Sks	TFL-Yd	Int	TD	FF	FR
1998	3	4	2	0	0-0	0	0	0	0
1999	11	67	25	1	3-12	0	0	0	1
2000	6	8	2	0	0-0	0	0	0	0
Totals	**20**	**79**	**29**	**1**	**3-12**	**0**	**0**	**0**	**1**

WEIR, CHRIS • DL • 6-1, 269 • MIAMI, FLORIDA

Yr.	G	Tkls	Ast	Sks	TFL-Yd	Int	TD	FF	FR
2007	5	3	1	0	0.5-0	0	0	0	0
2008	8	7	4	0	0-0	0	0	0	0
Totals	**13**	**10**	**5**	**0**	**0.5-0**	**0**	**0**	**0**	**0**

WELDING, CHAD • DB • 6-6, 198 • SIOUX CITY, IOWA

Yr.	G	Tkls	Ast	Sks	TFL-Yd	Int	TD	FF	FR
1987	10	34	14	0	0-0	0	0	0	0
Totals	**10**	**34**	**14**	**0**	**0-0**	**0**	**0**	**0**	**0**

WERON, STEVE • DB • 5-11, 207 • ST. CHARLES, ILLINOIS

Yr.	G	Tkls	Ast	Sks	TFL-Yd	Int	TD	FF	FR
1989	6	10	6	0	0-0	0	0	0	0
1990	4	8	5	0	0-0	0	0	0	0
1991	9	10	3	0	0-0	0	0	0	0
Totals	**19**	**28**	**14**	**0**	**0-0**	**0**	**0**	**0**	**0**

WESLEY, JAUAN • WR • 5-11, 181 • MARKHAM, ILLINOIS

Yr.	G	Rec	Yds	Ypr	TD	Lng	Ypg	Att	Yds	TD	Lng
2014	8	10	107	10.7	0	33	13.4	1	-3	0	-3
2015	10	30	301	10.0	2	41	30.1	3	7	0	11
Totals	**18**	**40**	**408**	**10.2**	**2**	**41**	**22.7**	**4**	**4**	**0**	**11**

WEST, JARVIS • WR • 5-7, 171 • ST. PETERSBURG, FLORIDA

Yr.	G	Rec	Yds	Ypr	TD	Lng	Ypg	Att	Yds	TD	Lng
2011	13	25	141	5.6	0	19	10.8	4	6	0	4
2012	13	31	290	9.4	3	23	22.3	7	26	1	19
2013	8	15	105	7.0	1	15	13.1	1	0	0	0
2014	11	46	349	7.6	1	45	31.7	1	4	0	4
Totals	**45**	**117**	**885**	**7.6**	**5**	**45**	**19.7**	**13**	**36**	**1**	**19**

WHITAKER, CHRIS • LB • 5-10, 232 • EAST ST. LOUIS, ILLINOIS

Yr.	G	Tkls	Ast	Sks	TFL-Yd	Int	TD	FF	FR
1999	10	32	11	2	5-30	0	0	0	0
2000	9	39	12	1	3-11	0	0	0	0
2001	1	4	0	0	0-0	0	0	0	0
2002	12	33	12	1	2-2	0	0	0	0
2003	12	35	9	0	2-5	0	0	0	0
Totals	**44**	**143**	**44**	**4**	**12-48**	**0**	**0**	**0**	**0**

WHITE, DARIUS • DE • 6-1, 251 • PALMETTO, FLORIDA

Yr.	G	Tkls	Ast	Sks	TFL-Yd	Int	TD	FF	FR
2013	1	0	0	0	0-0	0	0	0	1
2014	12	15	6	0	1-1	0	0	0	0
2015	11	9	4	0	0-0	0	0	0	0
Totals	**24**	**24**	**10**	**0**	**1-1**	**0**	**0**	**0**	**1**

WHITE, JAMES • RB • 5-8, 192 • DALLAS, TEXAS

Yr.	G	Att	Yds	Ypc	TD	Lng	Ypg	Rec	Yds	TD	Lng
2010	8	5	12	2.4	0	4	1.5	1	5	0	0
2011	13	159	743	4.7	8	76	57.2	21	165	1	25
2012	11	99	505	5.1	2	56	45.9	20	137	0	42
2013	11	32	118	3.7	1	11	10.7	11	90	1	32
Totals	**43**	**295**	**1378**	**4.7**	**11**	**76**	**32.0**	**53**	**397**	**2**	**42**

WHITE, LAWRENCE • DB • 6-0, 197 • BAKERSFIELD, CALIFORNIA

Yr.	G	Tkls	Ast	Sks	TFL-Yd	Int	TD	FF	FR
2017	13	16	6	0	0-0	0	0	0	0
2018	11	50	14	1	2.5-13	0	0	0	0
2019	13	84	34	1	4-9	2	0	0	0
2020	12	60	20	0	1.5-11	1	0	0	1
Totals	**49**	**210**	**74**	**2**	**8-35**	**3**	**0**	**0**	**1**

WHITE, RICK • DL • 6-0, 200 • BURLINGTON, IOWA

Yr.	G	Tkls	Ast	Sks	TFL-Yd	Int	TD	FF	FR
1976		21	13		0-0	0	0	2	0
1977		88	47		3-7	0	0	3	0
1978		92	46		17-72	0	0	4	1
Totals		**201**	**106**		**20-79**	**0**	**0**	**9**	**1**

WHITVER, JACK • WR • 5-10, 183 • GRINELL, IOWA

Yr.	G	Rec	Yds	Ypr	TD	Lng	Ypg	Att	Yds	TD	Lng
2000	2	1	8	8.0	0	0	4.0	0	0	0	0
2001	11	21	272	13.0	3	54	24.7	0	0	0	0
2002	14	52	685	13.3	0	42	48.9	1	12	0	12
Totals	**27**	**74**	**965**	**13.0**	**3**	**54**	**35.7**	**1**	**12**	**0**	**12**

WILCOX, TOM • DL • 6-3, 225 • WATERLOO, IOWA

Yr.	G	Tkls	Ast	Sks	TFL-Yd	Int	TD	FF	FR
1971		23	15			0	0		1
Totals		**23**	**15**			**0**	**0**		**1**

WILHELMI, SY • WR • 6-5, 198 • LEMARS, IOWA

Yr.	G	Rec	Yds	Ypr	TD	Lng	Ypg	Att	Yds	TD	Lng
1948		7	49	7.0	1			0	0	0	
1950		38	443	11.7	1			0	0	0	
Totals		**45**	**492**	**10.9**	**2**			**0**	**0**	**0**	

WILKE, DOUG • DL • 6-4, 212 • MAUSTON, WISCONSIN

Yr.	G	Tkls	Ast	Sks	TFL-Yd	Int	TD	FF	FR
1972		37	17			0	0		3
1973		7	1			0	0	0	0
Totals		**44**	**18**			**0**	**0**	**0**	**3**

WILKERSON, REGGIE • DB • 5-11, 180 • OCALA, FLORIDA

Yr.	G	Tkls	Ast	Sks	TFL-Yd	Int	TD	FF	FR
2017	12	80	34	0	1.5-3	1	0	0	0
Totals	**12**	**80**	**34**	**0**	**1.5-3**	**1**	**0**	**0**	**0**

WILKINSON, CHUCK • DL • 6-1, 205 • DOWNERS GROVE, ILLINOIS

Yr.	G	Tkls	Ast	Sks	TFL-Yd	Int	TD	FF	FR
1968		45	27			1	0		2
1969		23	9			1	0		0
1970		63	38			1	0		2
Totals		**131**	**74**			**3**	**0**		**4**

WILKINSON, RON • RB • 5-11, 185 • LOS ANGELES, CALIFORNIA

Yr.	G	Att	Yds	Ypc	TD	Lng	Ypg	Rec	Yds	TD	Lng
1988	6	22	117	5.3	0	63	19.5	2	32	0	25
1989	10	51	293	5.7	3	35	29.3	9	63	0	15
Totals	**16**	**73**	**410**	**5.6**	**3**	**63**	**25.6**	**11**	**95**	**0**	**25**

WILLER, WENDELL • QB/P • 5-10, 155 • TIPTON, IOWA

Yr.	G	Att	Com	Int	Pct	Yds	TD	Lng	Rat	Ypg	Att	Yds	TD	Lng
1946		25	7	2	.280	125	1		67.2		16	57	0	
Totals		**25**	**7**	**2**	**.280**	**125**	**1**		**67.2**		**16**	**57**	**0**	

Yr.	G	P	Yds	Avg	Lng
1946		2	96	48.0	
Totals		**2**	**96**	**48.0**	

WILLIAMS, BOB • DB • 5-11, 175 • OMAHA, NEBRASKA

Yr.	G	Tkls	Ast	Sks	TFL-Yd	Int	TD	FF	FR
1968		75	44			0	0		1
1969		72	37			0	0		2
1970		4	1			0	0		0
Totals		**151**	**82**			**0**	**0**		**3**

WILLIAMS, DRENARD • DB • 5-11, 177 • BEAUMONT, TEXAS

Yr.	G	Tkls	Ast	Sks	TFL-Yd	Int	TD	FF	FR
2006	11	19	5	0	0-0	0	0	0	1
2007	5	6	0	0	0-0	0	0	0	0
Totals	**16**	**25**	**5**	**0**	**0-0**	**0**	**0**	**0**	**1**

WILLIAMS, ED • WR • 6-3, 197 • OPA-LOCKA, FLORIDA

Yr.	G	Rec	Yds	Ypr	TD	Lng	Ypg	Att	Yds	TD	Lng
1994	11	13	186	14.3	0	30	16.9	1	-3	0	-3
1995	11	46	639	13.9	7	90	58.1	1	7	0	7
1996	10	34	491	14.4	3	59	49.1	0	0	0	0
1997	10	39	534	13.7	5	75	53.4	0	0	0	0
Totals	**42**	**132**	**1850**	**14.0**	**15**	**90**	**44.0**	**2**	**4**	**0**	**7**

WILLIAMS, JAKE• WR • 6-2, 203 • WEST DES MOINES, IOWA

Yr.	G	Rec	Yds	Ypr	TD	Lng	Ypg	Att	Yds	TD	Lng
2008	4	0	0	0	0	0	0	0	0	0	0
2009	13	36	403	11.2	5	47	31.0	0	0	0	0
2010	12	35	404	11.5	4	39	33.7	0	0	0	0
Totals	**29**	**71**	**807**	**11.4**	**9**	**47**	**27.8**	**0**	**0**	**0**	**0**

WILLIAMS, JASON • RB • 6-2, 200 • OMAHA, NEBRASKA

Yr.	G	Att	Yds	Ypc	TD	Lng	Ypg	Rec	Yds	TD	Lng
1990	4	19	137	7.2	0	43	34.3	1	16	0	16
Totals	**4**	**19**	**137**	**7.2**	**0**	**43**	**34.3**	**1**	**16**	**0**	**16**

WILLIAMS, KEVIN • DB • 5-10, 175 • SAN DIEGO, CALIFORNIA

Yr.	G	Tkls	Ast	Sks	TFL-Yd	Int	TD	FF	FR
1983	9	31	13	1	2-16	1	0	1	1
1984	11	55	22	0	1-3	2	0	0	0
Totals	**20**	**86**	**35**	**1**	**3-19**	**3**	**0**	**1**	**1**

WILLIAMS, LESTER • DL • 6-1, 227 • CEDAR RAPIDS, IOWA

Yr.	G	Tkls	Ast	Sks	TFL-Yd	Int	TD	FF	FR
1982		65	36	2	6-42	0	1	0	2
1983	11	91	48	7	18-81	0	0	1	1
1984	11	98	60	3	4-21	0	0	0	1
1985	11	75	41	2	6-21	1	0	1	0
Totals		**329**	**185**	**14**	**34-165**	**1**	**1**	**2**	**4**

WILLIAMS, LOPEZ • DB • 5-10, 180 • DUARTE, CALIFORNIA

Yr.	G	Tkls	Ast	Sks	TFL-Yd	Int	TD	FF	FR
1987	11	51	22	0	1-2	2	0	0	0
Totals	**11**	**51**	**22**	**0**	**1-2**	**2**	**0**	**0**	**0**

WILLIAMS, MARK • DB • 6-3, 186 • DES MOINES, IOWA

Yr.	G	Tkls	Ast	Sks	TFL-Yd	Int	TD	FF	FR
1972		1	0			0	0		0
1973		25	13			0	0	0	0
1975		3	2			0	0	0	0
1976		60	30		6-22	1	0	1	2
Totals		**89**	**45**		**6-22**	**1**	**0**	**1**	**2**

WILLIAMS, MIKE • RB • 5-11, 191 • BOWIE, MARYLAND

Yr.	G	Att	Yds	Ypc	TD	Lng	Ypg	Rec	Yds	TD	Lng
1974		98	468	4.8	0	50		4	34	0	15
1975		165	781	4.7	6	57		1	8	0	8
Totals		**263**	**1249**	**4.7**	**6**	**57**		**5**	**42**	**0**	**15**

WILLIAMS, OTIS • RB • 5-11, 181 • LIMA, OHIO

Yr.	G	Att	Yds	Ypc	TD	Lng	Ypg	Rec	Yds	TD	Lng
1962		4	55	13.8	0			1	40	1	
1963		57	185	3.2	0			0	0	0	
1964		9	38	4.2	1			2	-2	0	
Totals		**70**	**278**	**4.0**	**1**			**3**	**38**	**1**	

WILLIAMS, SCOTT • DB • 6-2, 180 • URBANDALE, IOWA

Yr.	G	Tkls	Ast	Sks	TFL-Yd	Int	TD	FF	FR
1982		7	3	0	0-0	0	0	0	0
1983	6	9	8	0	0-0	0	0	0	0
Totals		**16**	**11**	**0**	**0-0**	**0**	**0**	**0**	**0**

WILLIAMS, SHERMAN • RB • 5-7, 169 • OMAHA, NEBRASKA

Yr.	G	Att	Yds	Ypc	TD	Lng	Ypg	Rec	Yds	TD	Lng
1989	1	12	68	5.7	1	18	68.0	0	0	0	0
1990	8	92	309	3.4	3	30	38.6	14	163	0	39
1991	8	52	206	4.0	0	22	25.8	3	2	0	4
1992	10	52	214	4.1	4	24	21.4	1	-3	0	-3
Totals	**27**	**208**	**797**	**3.8**	**8**	**30**	**29.5**	**18**	**162**	**0**	**39**

WILLIAMS, TRACY • DB • 6-0, 220 • SPRING, TEXAS

Yr.	G	Tkls	Ast	Sks	TFL-Yd	Int	TD	FF	FR
1994	2	2	2	0	0-0	0	0	0	0
1995	11	6	1	0	0-0	0	0	0	0
1996	9	65	27	0	0-0	2	1	0	1
1997	3	7	2	0	1-2	0	0	0	1
Totals	**25**	**80**	**32**	**0**	**1-2**	**2**	**1**	**0**	**2**

WILLIAMS, TYRONE • WR • 5-10, 173 • OAK PARK, ILLINOIS

Yr.	G	Rec	Yds	Ypr	TD	Lng	Ypg	Att	Yds	TD	Lng
1989	11	13	282	21.7	1	42	25.6	0	0	0	0
Totals	**11**	**13**	**282**	**21.7**	**1**	**42**	**25.6**	**0**	**0**	**0**	**0**

WILSON, DARREN • WR • 6-3, 198 • OAK PARK, ILLINOIS

Yr.	G	Rec	Yds	Ypr	TD	Lng	Ypg	Att	Yds	TD	Lng
1989	13	5	59	11.8	0	28	4.5	0	0	0	0
Totals	**13**	**5**	**59**	**11.8**	**0**	**28**	**4.5**	**0**	**0**	**0**	**0**

WILSON JR., DARREN • WR • 6-3, 206 • ALPHARETTA, GEORGIA

Yr.	G	Rec	Yds	Ypr	TD	Lng	Ypg	Att	Yds	TD	Lng
2019	13	5	59	11.8	0	28	4.5	0	0	0	0
2020	8	2	27	13.5	1	17	3.4	0	0	0	0
2021	13	11	110	10.0	0	49	8.5	0	0	0	0
Totals	**34**	**18**	**196**	**10.9**	**1**	**49**	**5.8**	**0**	**0**	**0**	**0**

WILTSIE, LEROY • WR • 6-3, 217 • DES MOINES, IOWA

Yr.	G	Rec	Yds	Ypr	TD	Lng	Ypg	Att	Yds	TD	Lng
1946		3	39	13.0	0			0	0	0	
Totals		**3**	**39**	**13.0**	**0**			**0**	**0**	**0**	

WILTZ, JOMAL • DB • 5-10, 178 • GALENA PARK, TEXAS

Yr.	G	Tkls	Ast	Sks	TFL-Yd	Int	TD	FF	FR
2015	12	41	13	0	0-0	0	0	0	0
2016	12	49	17	0.5	2-9	2	0	0	0
Totals	**24**	**90**	**30**	**0.5**	**2-9**	**2**	**0**	**0**	**0**

WIMBERLY, AARON • RB • 5-9, 177 • SNELLVILLE, GEORGIA

Yr.	G	Att	Yds	Ypc	TD	Lng	Ypg	Rec	Yds	TD	Lng
2013	10	141	567	4.0	2	35	56.7	18	211	2	58
2014	11	147	642	4.4	7	30	58.4	27	222	1	21
Totals	**21**	**288**	**1209**	**4.2**	**9**	**35**	**57.6**	**45**	**433**	**3**	**58**

WINGENDER, JIM • RB • 6-1, 204 • OMAHA, NEBRASKA

Yr.	G	Att	Yds	Ypc	TD	Lng	Ypg	Rec	Yds	TD	Lng
1973		1	4	4.0	0	4		0	0	0	0
1974		38	161	4.2	0	19		2	29	0	20
1975		195	1070	5.5	3	64		4	18	0	12
Totals		**234**	**1235**	**5.3**	**3**	**64**		**6**	**47**	**0**	**20**

WINSTEAD, JID • WR • 6-3, 195 • ROGERSVILLE, TENNESSEE

Yr.	G	Rec	Yds	Ypr	TD	Lng	Ypg	Att	Yds	TD	Lng
1958		2	86	43.0	1			0	0	0	
Totals		**2**	**86**	**43.0**	**1**			**0**	**0**	**0**	

WIPERT, JIM • LB • 5-11, 205 • IRONTON, OHIO

Yr.	G	Tkls	Ast	Sks	TFL-Yd	Int	TD	FF	FR
1965		65	45			0	0		0
Totals		**65**	**45**			**0**	**0**		**0**

WITHROW, MARK • LB • 6-1, 205 • EDINA, MINNESOTA

Yr.	G	Tkls	Ast	Sks	TFL-Yd	Int	TD	FF	FR
1968		100	58			3	0		2
1969		103	63			3	0		0
1970		101	72			3	0		0
Totals		**304**	**193**			**9**	**0**		**2**

WODKA, JEFF • TE • 6-5, 236 • DES MOINES, IOWA

Yr.	G	Rec	Yds	Ypr	TD	Lng	Ypg	Att	Yds	TD	Lng
1982		3	24	8.0	0	14		0	0	0	0
1983		9	69	7.7	2	20		1	3	1	3
1984	11	6	56	9.3	0	13		0	0	0	0
1985	11	35	390	11.1	0	36		0	0	0	0
Totals		**53**	**539**	**10.2**	**2**	**36**		**1**	**3**	**1**	**3**

WOODLEY, JOE • RB/LB • 5-10, 227 • WEST DES MOINES, IOWA

Yr.	G	Att	Yds	Ypc	TD	Lng	Ypg	Rec	Yds	TD	Lng
2000	11	8	18	2.3	2	6	1.6	0	0	0	0
2001	11	5	6	1.2	2	2	0.5	0	0	0	0
Totals	**22**	**13**	**24**	**1.8**	**4**	**6**	**1.1**	**0**	**0**	**0**	**0**

Yr.	G	Tkls	Ast	Sks	TFL-Yd	Int	TD	FF	FR
2001	11	4	3	0	0-0	0	0	0	0
2002	10	17	7	0	0-0	0	0	1	0
2003	12	68	31	0	3-7	2	0	0	0
Totals	**33**	**89**	**41**	**0**	**3-7**	**2**	**0**	**1**	**0**

WOODS, WALKER • DB • 5-11, 192 • WAUKEE, IOWA

Yr.	G	Tkls	Ast	Sks	TFL-Yd	Int	TD	FF	FR
2011	13	5	1	0	0-0	0	0	0	0
2012	13	7	2	0	0-0	0	0	0	0
Totals	**26**	**12**	**3**	**0**	**0-0**	**0**	**0**	**0**	**0**

WOODS III, WALTER • DL • 6-0, 318 • PALMDALE, CALIFORNIA

Yr.	G	Tkls	Ast	Sks	TFL-Yd	Int	TD	FF	FR
2010	1	0	0	0	0-0	0	0	0	0
2011	12	4	1	0	2-3	0	0	0	1
2012	13	8	2	1	3-8	0	0	0	0
2013	9	4	2	0	.5-1	0	0	0	0
Totals	**35**	**16**	**5**	**1**	**5.5-12**	**0**	**0**	**0**	**1**

WOODY, JEFF • RB • 5-9, 174 • PLEASANT HILL, IOWA

Yr.	G	Att	Yds	Ypc	TD	Lng	Ypg	Rec	Yds	TD	Lng
2010	12	47	191	4.1	1	16	15.9	0	0	0	0
2011	13	90	381	4.2	6	25	29.3	4	30	0	14
2012	13	40	193	4.8	2	43	14.8	3	9	2	8
2013	12	30	74	2.5	5	16	6.2	0	0	0	0
Totals	**50**	**207**	**839**	**4.1**	**14**	**43**	**16.8**	**7**	**39**	**2**	**14**

WORD, MATT • LB • 6-0, 235 • MIAMI, FLORIDA

Yr.	G	Tkls	Ast	Sks	TFL-Yd	Int	TD	FF	FR
1999	10	22	8	0	2-2	0	0	0	0
2000	11	63	22	1	5-14	0	0	0	0
2001	11	108	31	3	10.5-49	1	1	1	1
2002	14	139	49	2	8-22	0	0	3	0
Totals	**46**	**332**	**110**	**6**	**25.5-87**	**1**	**1**	**4**	**1**

WORSHAM, DAVID • QB • 6-2, 200 • SAN ANTONIO, TEXAS

Yr.	G	Att	Com	Int	Pct	Yds	TD	Lng	Rat	Ypg	Att	Yds	TD	Lng
1980		22	8	3	.364	130	0	30	58.7		14	-49	1	7
Totals		**22**	**8**	**3**	**.364**	**130**	**0**	**30**	**58.7**		**14**	**-49**	**1**	**7**

WOSTOUPAL, MEL • WR • 6-2, 195 • WEST POINT, NEBRASKA

Yr.	G	Rec	Yds	Ypr	TD	Lng	Ypg	Att	Yds	TD	Lng
1954		12	151	12.6	0			0	0	0	
1955		2	9	4.5	0			0	0	0	
Totals		**14**	**160**	**11.4**	**0**			**0**	**0**	**0**	

WRIGHT III, JAMES • TE • 6-3, 240 • HOUSTON, TEXAS

Yr.	G	Rec	Yds	Ypr	TD	Lng	Ypg	Att	Yds	TD	Lng
2003	12	3	27	9.0	0	17	2.2	0	0	0	0
2004	11	14	126	9.0	0	31	11.5	0	0	0	0
Totals	**23**	**17**	**153**	**9.0**	**0**	**31**	**6.7**	**0**	**0**	**0**	**0**

YELK, TONY • P/PK • 6-1, 205 • ARLINGTON, WISCONSIN

Yr.	G	P	Yds	Avg	Lng
2001	11	45	1973	43.8	64
2002	14	46	1945	42.3	64
2003	10	73	3022	41.4	62
2005	12	0	0	0	0
Totals	**47**	**164**	**6940**	**42.3**	**64**

Yr.	G	PAT	Att	Pct	FG	FGA	Pct	Lng	TP
2001	11	38	39	.974	8	18	.444	47	62
2002	14	0	0	0	1	3	.333	45	3
2003	10	0	0	0	2	4	.500	51	6
2005	12	5	6	.833	2	3	.667	29	11
Totals	**47**	**43**	**45**	**.956**	**13**	**28**	**.464**	**51**	**82**

YOUNG, ANTHONY • DB • 5-8, 172 • ONTARIO, CALIFORNIA

Yr.	G	Tkls	Ast	Sks	TFL-Yd	Int	TD	FF	FR
2010	8	17	9	0	0-0	0	0	0	1
Totals	**8**	**17**	**9**	**0**	**0-0**	**0**	**0**	**0**	**1**

YOUNG, BROOKS • RB • 6-0, 165 • HARVEY, ILLINOIS

Yr.	G	Att	Yds	Ypc	TD	Lng	Ypg	Rec	Yds	TD	Lng
1955		12	16	1.3	0			1	6	0	
Totals		**12**	**16**	**1.3**	**0**			**1**	**6**	**0**	

YOUNG, CHRIS • WR • 5-11, 197 • AUSTIN, TEXAS

Yr.	G	Rec	Yds	Ypr	TD	Lng	Ypg	Att	Yds	TD	Lng
2010	2	0	0	0	0	0	0	0	0	0	0
2011	12	6	68	11.3	1	18	5.7	0	0	0	0
2012	13	38	411	10.8	2	42	31.6	0	0	0	0
Totals	**27**	**44**	**479**	**10.9**	**3**	**42**	**17.7**	**0**	**0**	**0**	**0**

YOUNG, DATRONE • DB • 5-9, 176 • DELRAY BEACH, FLORIDA

Yr.	G	Tkls	Ast	Sks	TFL-Yd	Int	TD	FF	FR
2018	8	12	2	0	0-0	0	0	0	0
2019	13	19	7	0	1-1	0	0	0	0
2020	11	25	7	0	1-1	0	0	0	0
2021	11	31	9	0	2.0-5	1	0	0	0
Totals	**43**	**87**	**25**	**0**	**4.0-5**	**1**	**0**	**0**	**0**

YOUNG, ISHEEM • DB • 5-10, 208 • PHILADELPHIA, PENNSYLVANIA

Yr.	G	Tkls	Ast	Sks	TFL-Yd	Int	TD	FF	FR
2020	12	50	15	0	2-2	1	0	0	1
2021	12	56	23	0	0.5-0	2	0	2	1
Totals	**24**	**106**	**38**	**0**	**2.5-2**	**3**	**0**	**2**	**2**

YOUNG, LANCE • WR • 6-0, 181 • ST. LOUIS, MISSOURI

Yr.	G	Rec	Yds	Ypr	TD	Lng	Ypg	Att	Yds	TD	Lng
2001	10	9	102	11.3	3	29	10.2	0	0	0	0
2002	14	43	704	16.4	6	50	50.3	0	0	0	0
2003	12	32	467	14.6	1	47	38.9	0	0	0	0
Totals	**36**	**84**	**1273**	**15.2**	**10**	**50**	**35.4**	**0**	**0**	**0**	**0**

YOUNGBLUT, ROGER • DL • 6-5, 233 • ORAN, IOWA

Yr.	G	Tkls	Ast	Sks	TFL-Yd	Int	TD	FF	FR
1983	4	7	4	1	2-12	0	0	0	0
Totals	**4**	**7**	**4**	**1**	**2-12**	**0**	**0**	**0**	**0**

ZITEK, JOEL • WR • 6-1, 202 • ULYSSES, NEBRASKA

Yr.	G	Rec	Yds	Ypr	TD	Lng	Ypg	Att	Yds	TD	Lng
2008	7	7	68	9.7	0	19	9.7	0	0	0	0
2009	13	1	11	11.0	0	11	0.8	0	0	0	0
Totals	**20**	**8**	**79**	**8.6**	**0**	**19**	**4.0**	**0**	**0**	**0**	**0**