

IDAHO STATE
FOOTBALL

MEDIA GUIDE

2024





2024

IDAHO STATE FOOTBALL

ROAR BENGALS ROAR

UNIVERSITY QUICK FACTS

LOCATION.....POCATELLO, IDAHO
 FOUNDED.....MARCH 11, 1901
 ENROLLMENT.....13,220
 PRESIDENT.....ROBERT WAGNER
 AD.....PAULINE THIROIS
 CONFERENCE.....BIG SKY CONFERENCE
 NICKNAME.....BENGALS
 COLORS.....ORANGE, BLACK, WHITE, GREY
 STADIUM.....ICCU DOME
 PLAYING SURFACE.....FIELDTURF

TEAM QUICK FACTS

2023 RECORD.....3-7
 BIG SKY RECORD/FINISH.....3-4, T-6
 LETTERMEN RETURNING.....61
 LETTERMEN LOST.....17
 STARTERS RETURNING.....16
 STARTERS LOST.....6

RETURNING STARTERS

OFFENSE -


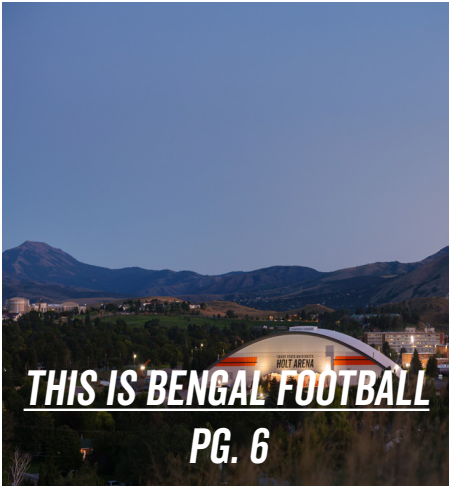
QB #0 JORDAN COOKE
 WR #15 CHRISTIAN FREDERICKSEN
 WR #9 ALFRED JORDAN JR.
 OL #50 ALEX RAMIREZ
 OL #58 VICENTE HUGHES
 OL #76 JAEDON GARCIA

DEFENSE -

LB #0 ADRIAN RODRIGUEZ
 CB #1 JOSH ALFORD
 CB #2 TYLOR BOHANNON
 LB #4 KRIS SANCHEZ
 S #6 CALVIN PITCHER
 S #9 HERMAN SMITH
 S #22 MASON YOUNG
 DL #29 CORTLAND HORTON
 DL #47 ZACK CONNER

COACHING STAFF

HEAD COACH.....CODY HAWKINS
 OFFENSIVE COOR.....BUDDY BLEVINS
 DEFENSIVE COOR.....JOSH RUNDA
 SPECIAL TEAMS.....SCOTT THIESSEN
 RUNNING BACKS.....JACOB THOMAS
 OFFENSIVE LINE.....JOHN HUGHES
 INSIDE RECEIVERS.....NICK ALAIMALO
 DEFENSIVE LINE.....CODY CRAWFORD
 CORNERS.....DEVIN HOLIDAY
 WIDE RECEIVERS.....KEITH PRICE
 QBS.....KOLNEY CASSEL
 DLINE ASST.....ISAIAH LEE
 SW&T.....JEFF PITMAN
 S&T.....BRANDON STEPHENS
 OPS.....DYNAMITE KUHN
 FOOTBALL VIDEO COOR.....JARRETT MEEKER
 HEAD ATHLETIC TRAINER.....DUSTIN ENSLINGER



1. MEDIA INFORMATION
 QUICK FACTS.....2
 TABLE OF CONTENTS.....3
 MEDIA INFORMATION.....4

2. THIS IS BENGAL FOOTBALL
 ICCU DOME - HISTORY AND TRADITION.....6-7
 JARED ALLEN STRENGTH AND CONDITIONING.....8
 FUELING STATION.....9
 BLACKLABEL SUPPLEMENTS.....9
 FOOTBALL HISTORY (PLAYERS, TRADITION).....10
 1981 NATIONAL CHAMPIONSHIP16
 'BENGALS IN THE PROS'17

3. 2024 ISU BENGALS
 ALPHABETICAL/NUMERICAL ROSTERS.....18-21
 ROSTER BREAKDOWN.....22
 'WHERE ARE THEY FROM'.....23
 PRONUNCIATION GUIDE.....24

5. COACHING STAFF
 HEAD COACH CODY HAWKINS.....25
 OC BUDDY BLEVINS.....26
 DC JOSH RUNDA.....27
 DOFO DYNAMITE KUHN.....28
 RB JACOB THOMAS.....29
 REC NICK ALAIMALO.....30
 ST/S SCOTT THIESSEN.....31
 OL JOHN HUGHES.....32
 CB DEVIN HOLIDAY.....33
 WR KEITH PRICE.....34
 DL CODY CRAWFORD.....35
 QB KOLNEY CASSELL.....36
 DL ISAIAH LEE.....37
 DAN HAWKINS.....38

4. MEET THE BENGALS
 2024 TEAM CAPTAINS.....39
 CHRISTIAN FREDERICKSEN WR.....40
 CORTLAND HORTON DL.....41
 HUNTER HAYS QB.....42

JOSH ALFORD DB.....43
 CALVIN PITCHER S.....44
 TEAM BIOS.....45

6. 2024 OPPONENTS
 OPPONENT INFO.....56
 ALL-TIME OPPONENT SERIES HISTORIES.....119

7. 2023 SEASON REVIEW
 2023 SEASON STATISTICS.....68
 2023 GAME BY GAME RECAPS.....85

8. IDAHO STATE RECORDS
 SEASON RECORDS.....92
 CAREER RECORDS.....95
 SINGLE GAME RECORDS.....98
 CLASS RECORDS.....103
 OVERALL RECORDS.....106
 ICCU DOME/HOLT ARENA RECORDS.....107
 YEAR BY YEAR LEADERS.....108
 YEAR BY YEAR RESULTS.....112
 HONORS.....122
 HOMECOMING GAME RESULTS.....125
 GAME RECORDS.....127
 OPPONENT HISTORY.....128

9. UNIVERSITY INFO
 UNIVERSITY HISTORY/INFORMATION.....143
 ROBERT WAGNER.....144
 PAULINE THIRO.....145
 ATHLETICS STAFF ROSTER/CONTACTS.....148

10. THE BIG SKY CONFERENCE
 CONFERENCE INFO.....150
 CONFERENCE MAP.....151



MEDIA GUIDE CREDITS
 THE 2024 IDAHO STATE FOOTBALL MEDIA GUIDE IS A PRODUCT OF THE IDAHO STATE ATHLETICS MEDIA RELATIONS DEPARTMENT AND WAS WRITTEN, EDITED AND EESIGNED BY JONATHAN MATCH, ASSOCIATE ATHLETIC DIRECTOR FOR MEDIA RELATIONS. EDITORIAL ASSISTANCE WAS PROVIDED BY RYAN CHENEY, ASSISTANT SPORTS INFORMATION DIRECTOR, KAILI TUCKER, SPORTS INFORMATION ASSISTANT, SCOTT GROSS AND BRADLEY BUGGER

IDAHO STATE UNIVERSITY ACKNOWLEDGES THAT THE POCATELLO CAMPUS IS LOCATED WITHIN THE BOUNDARIES OF THE ORIGINAL FORT HALL RESERVATION ON THE TRADITIONAL LANDS OF THE SHOSHONE AND BANNOCK PEOPLES.

COVER: COVER DESIGNED BY IDAHO STATE ATHLETICS MEDIA RELATIONS



MEDIA INFORMATION

weekly release is also sent out via ISU's email list.

PRESS FACILITIES

The press box is located on the South Side of Holt Arena. The three tiered press box houses all facets of print, radio, and television media members, as well as the official stat crew and game operations personnel.

Credentials are required in order to guarantee a seat, and must be requested by the end of business on Wednesday the week of a game. Credential requests can be mailed to:

Associate. A.D. for Media Relations
Idaho State University
Campus Box 8173
Pocatello, ID 83209
Requests can also be phoned to 214-449-5852 or emailed to matcjona@isu.edu

RADIO & TELEVISION

ISU will provide space and credentials for up to three radio members upon request. Each visiting radio station has two phone lines for their use. Television broadcast facilities are available with prior arrangement through Jeff Tingey, Athletic Director, and the Athletic Director of the opposing team.

PARKING

Parking passes are available from the Sports Information Office, and they will be sent to the visiting SID the week of the game. The passes will allow you to park on the South Side of Holt, closest to the media working areas.

NON-WORKING PRESS SEATING

Area and space in the press box is severely limited, so only credentialed media are allowed in the press area. Members of the media who have guests accompanying them to Holt Arena need to contact Steve Schaack to make arrangements.

SERVICES

Idaho State athletic media relations provides each credentialed media member with pre-game statistics for each team, notes for each team, media information, game programs, flip cards, and Big Sky Conference information.

The press box also contains an in-house public address system, which is used to broadcast scores to the media as well as interesting notes and facts throughout the game for the media's use.

ISU uses Genius Sports NCAA LiveStats, and provides the media with detailed play-by-play, and final offensive and defensive stats.

The post-game press room is located in the marketing and promotion office halfway up the southwest ramp, next to the Bengal Cage. ISU's locker room and training room is off limits to the media.

After games, the head coach and one or two players from offense and defense will address the media. Other players will be available for one-on-one interviews after the post-game formal interview sessions. The press room in the sports information office will be used for post-game filing.

RELEASES & STATISTICS

Idaho State's statistics are updated right after games and posted on the internet at www.isubengals.com. The weekly release is also emailed to all media members on ISU's email lists for football. The conference release as well as the opponents'

PHOTOGRAPHY /SIDELINE CONTROL

All photographers must work outside the 25-yard lines as dictated by NCAA rules. Photographers and media members are not allowed to linger in the team areas. Stewards are available on the field to help media members across the team areas to the other side of the field.

INTERVIEW POLICY

Once fall practice begins, the following interview policy will be in effect.

*Interviews with players will only be done on the weekly Weekly press conference which begin a 11:30.

*Calling student-athletes or coaches at home is strictly prohibited.

INTERNET All of Idaho State's information regarding rosters, schedules, news, and statistics can be found on the official home page of Idaho State athletics, www.isubengals.com.

WEEKLY PRESS CONFERENCE

During the season coach Cody Hawkins will hold a weekly press conference in the Studio office beginning at 11:00 a.m.





IDAHO STATE



42.9621° N, 112.4506° W

ROAR, BENGALS, ROAR



FOOTBALL

2024 SCHEDULE



HOME | AWAY

| | | | | | |
|-------|-------|-------|-------|-------|-------|
| 8.31 | 9.07 | 9.14 | 9.21 | 9.28 | 10.05 |
| 10.12 | 10.19 | 10.26 | 11.09 | 11.16 | 11.23 |



@BENGALGRIDIRON

@IDAHOSTATEFB

ISUBENGALS.COM






54 YEARS OF TRADITION IDAHO STATE'S FOOTBALL DOME

Originally named the ASISU Minidome—named after the Associated Students of Idaho State University, who funded construction with a student fee increase—it opened 54 years ago in 1970 at the north end of the ISU campus. The indoor facility replaced the outdoor “Spud Bowl”, now known as Davis Field, as the Bengals’ home football stadium. Its first event was the Bengals’ spring football game on May 9, held on a rainy Saturday night.



The venue was renamed in 1988 to honor Milton W. “Dubby” Holt (1914–2007), ISU’s athletic director from 1967 to 1989. As assistant athletic director, Holt conceived the indoor arena in 1966 and it was designed by architect Cedric M. Allen. Although a controversial design proposal for the time, ISU students voted to appropriate not more than \$2.8 million to the project two years later. The arena was built entirely with these voluntary student funds. With over 56% in favor, ISU students approved a \$12 increase in semester fees to fund the stadium in early 1968.



Holt Arena is the oldest enclosed stadium on a college campus in the United States and the second-oldest overall. Only the Astrodome in Houston, completed in 1965, predates it. Since the Astrodome’s closure in 2006, Holt Arena has been the oldest enclosed stadium in use. The football field is aligned east-west and the arched roof runs length-wise; maximum height is above midfield and decreases toward the endzones.

Holt Arena also serves as home for the ISU indoor track and field team and men’s basketball team. It also hosts high school football games, the famous Simplot Games high school indoor track meet, along with other sporting events, rodeos, concerts, and other activities.

During ISU’s run in basketball to the Elite Eight in 1977, they won the Big Sky regular season title, which allowed them to host the four-team conference tournament, which they also won. The Bengals were allowed to stay home for the first round of the 32-team NCAA tournament, as the Minidome





had a pair of first round games (sub-regionals) on Saturday, March 12. UCLA defeated Louisville and hometown ISU beat Long Beach State. (Five days later, Idaho State stunned UCLA in the Sweet Sixteen at the West regional in Provo, Utah.)

It is one of three indoor football stadiums currently in use in the Big Sky Conference, along with the Kibbie Dome and Walkup Skydome. During the final six seasons of Idaho's absence from Big Sky football (2012–2017), the Alerus Center at the University of North Dakota in Grand Forks was another indoor stadium used in Big Sky football, but UND left the Big Sky after the 2017 football season for the Missouri Valley Football Conference

In early 2024, Idaho State University and Idaho Central Credit Union announced a landmark naming-rights partnership to rename the facility the 'ICCU Dome' for six million dollars over the course of the next 12 years. The money received from the naming rights will allow the Bengal football team to only play one FBS opponent each year over the next decade, leaving room on the schedule for more home games and more FCS level opponents.



ALL-TIME TOP ATTENDANCE

1. 13,895 - NOV. 22, 1980 VS BOISE STATE
2. 13,444 - 1981 VS WEBER STATE
3. 13,000 - 1971 VS BOISE STATE
4. 12,983 - 1983 VS IDAHO
5. 12,500 - 1970 VS IDAHO
6. 12,400 - 1970 VS BOISE STATE
7. 12,176 - 1984 VS BOISE STATE
8. 12,153 - 1981 VS RHODE ISLAND (PLAYOFF)
9. 12,101 - 1982 VS BOISE STATE
10. 12,008 - 1981 VS SOUTH CAROLINA STATE
11. 12,000 - 1975 VS BOISE STATE
12. 12,000 - 1972 VS IDAHO
13. 12,000 - 1970 VS MONTANA

*POST 2022 RENOVATION CAPACITY OF THE ICCU DOME IS 10,000

TOP ATTENDANCE SINCE 2000

- 1- 11,015 - OCT. 6, 2018, VS. IDAHO, W, 62-28
- 2- 10, 273 - OCT. 8, 2005 VS. NO. 3 MONTANA, L, 32-10
- 3- 10,016 - SEPT. 23, 2006 VS. NAU, L 33-27
- 4- 9, 405 - SEPT. 24, 2005 VS. NO. 5 EASTERN WASHINGTON, W, 34-30
- 5- 9,323 - NOV. 8, 2014 VS. NO. 21 CAL POLY, W, 30-28
- 6- 9,129 - SEPT. 29, 2018 VS. NAU, W., 56-42
- 7- 9,124 - OCT. 8, 2011 VS. NO. 14 MONTANA, L, 33-0
- 8- 8,942 - OCT. 17, 2015 VS. NO. 8 EASTERN WASHINGTON, L 45-28
- 9- 8,851 - OCT. 27, 2018 VS. MONTANA STATE, W, 24-17
- 10- 8,731 - OCT. 12, 2019 VS. NORTH DAKOTA, W, 55-20
- 11- 8, 645 - NOV. 10, 2007 VS. NO. 3 MONTANA, L, 27-14
- 12 - 8,301 - NOV. 4, 2023 VS WEBER STATE, L 33-21
- 12- 8,288 - OCT. 1, 2011 VS. PORTLAND STATE, L, 42-35
- 13 - 8012 - SEPT. 22, 2023 VS NORTHERN COLORADO, W, 35-21
- 14- 8,002 - W SEPT. 10, 2011 VS. WESTERN STATE, W, 44-7



JARED ALLEN STRENGTH AND CONDITIONING CENTER

The beginning of 2010 marked a new era in Idaho State’s ability to train and compete when Jared Allen donated \$200,000 to renovate the ISU weight room. The newly remodeled center was named in honor of Allen and is now known as The Jared Allen Strength and Conditioning Center at the Idaho Orthopaedic and Sports Center.

In 2023, thanks to an anonymous \$500,000 gift embarked on a renovation of the facility including new, professional level, PLAE equipment and weights.


Allen’s contributions included the replacement of all the strength and conditioning equipment, all-new rubber flooring and a new paint job. In the fall of 2017, The Jared Allen Strength and Conditioning Center at the Idaho Orthopaedic and Sports Center received \$27,000 worth of equipment upgrades as part of the Everything Matters campaign.



The Powerade Foundation also contributed to recent 2017 upgrades including a mural of Allen in addition to refueling and recovering stations.

As a player at Idaho State, Allen was twice named All-America, including consensus first team honors in 2003, a year in which he broke the Idaho State single season and career sack records, leading the nation in sacks, tackles for loss, and forced fumbles. Allen was honored at the end of his senior season by being named the 2003 winner of the Buck Buchanan Award from the Sports Network as the I-AA Defensive Player of the Year.

Allen went on to have a successful career in the National Football League. Allen was drafted by the Kansas City Chiefs in the fourth round of the 2004 NFL Draft. In 2008, Allen was traded to the Minnesota Vikings where he played until 2013 until he joined the Chicago Bears from 2014-15. Allen played his final season in 2015 with the Carolina Panthers as part of the team that advanced to Super Bowl 50. Before his retirement, Allen signed a one-day contract with Minnesota so he could retire as a Viking.





Idaho State University athletics has announced the opening of the Bengal Nutrition Fueling Station creating yet another advantage for all 15 NCAA Division I teams and placing the Bengals ahead of its peers.

Thanks to the generous support of Dairy West and local dairy farm families, this state-of-the-art space is located directly adjacent to the Jared Allen Strength and Conditioning Center as well as the athletic training room inside the ISU Sports Medicine Building. Serving as the distribution hub for all nutrition and dietary products for all 340+ student-athletes, this addition maximizes the work of ISU's sports dietitian, Natalie Christensen, and dietetic staff interns.

Director of Athletics Pauline Thiros is excited to offer this resource to Bengal student-athletes, "The nutrition and recovery of our student-athletes is a big priority for us. The generosity of these committed partners is not only elevating the performance of our teams, it is safeguarding their health. No matter what time limitations they have between training and class, we know our students can get the right nutrition, and get it quick, before jumping to their next obligation. They work hard and they deserve the opportunity to fuel properly. We are so grateful to our partners for making the best nutrition program in the Big Sky Conference possible."



The Bengal Nutrition Fueling Station features a full line of BlackLabel Supplements products as well as various every day foods such as smoothies, fruit, bagels, sandwiches, string cheese, yogurt, trail mix, and granola bars among other options thanks to the financial generosity and in-kind gifts from countless groups including: Portneuf Health Trust, Harper's Homemade, Ridley's Family Markets, 5th Street Bagelry, Jamba Juice, Kate's Real Bars, and Coca-Cola.

"We are incredibly grateful to all of our community partners for supporting this fueling station. It will be instrumental in helping our athletes fuel and nourish their bodies around exercise," says Idaho State University Sports Dietitian Natalie Christensen. "It creates a safe space that prompts athletes to prioritize caring for themselves in the midst of their intensely busy schedules. Oftentimes this leads to them seeking more nutrition information where I can really help them hone in on their individual needs."

In addition to serving as the main vehicle for powering the Bengals, the Bengal Nutrition Fueling Station has been specifically designed to educate Idaho State University student-athletes about nutrition and healthy eating habits while providing conveniently located dietary and nutritional support 24 hours a day to meet student-athletes demanding schedules.

Furthering the notion of food education and healthy eating habits, all Bengal student-athletes are provided the opportunity to participate in individual consultations, menu planning and meal coordination courses, and cooking classes.

Idaho State University athletics has announced its partnership with BlackLabel Supplements as the presenting sponsor of ISU Sports Performance and the official supplement partner for the Bengals — the first-of-its-kind agreement in the Big Sky Conference.

Based in Chubbuck, Idaho, BlackLabel Supplements was launched in 2018 as a sports performance/supplement company by Troy Bell, and a number of Kulak CrossFit coaches. The group set out to create an all-in-one pre-workout so consumers would not have to buy multiple different supplements and Pre-Hustle (BlackLabel Supplements pre-workout powder) was born. Since then, BlackLabel Supplements has continued adding quality products to its line, with options suitable for both high-level athletes that want every advantage they can get to recreational athletes. From performance to recovery, BlackLabel Supplements offers a wide array of products with the goal of creating new student-athlete inspired offerings in the near future.

"BlackLabel Supplements is owned by two incredible Idaho State University alumni in Troy and Jamie Bell, both former Bengal student-athletes. Their willingness to step forward with this extraordinary gift is a testament to the Bengal family's renewed desire to support excellence in our programs," said Idaho State University Director of Athletics, Pauline Thiros. "We are so proud to now call Black Label Supplements the Official Supplement Partner for the Bengals, and to literally fuel the growth and successful performance of our teams with a superior product."



BlackLabel Supplements Owner and CEO, Troy Bell shares, "As alumni of Idaho State University and lifetime Pocatello residents, we (Jamie and I) see the BlackLabel partnership as an incredible opportunity to support and promote our alma mater. We are so excited about the future of Idaho State athletics!". Troy goes on to say, "We know that providing the athletes with exceptional supplements and nutrition will make a big difference in performance and their overall success as student-athletes. It is an honor to share our supplement line that we love and are passionate about with Idaho State University — the University we love and have so much passion for."

The multi-year deal, valued at more than a quarter of a million dollars annually, signifies a tremendous investment in the health and nutrition of more than 340 Bengal student-athletes. With BlackLabel Supplements on board, ISU will benefit from products held to the highest manufacturing standard and research proven ingredients.

"This gift is a tremendous benefit for our student-athletes. They need nutrition to perform, and the robust delivery of BlackLabel Supplements products from our fueling stations will advance the wellness of every Bengal," Thiros said when the partnership was announced. From football to tennis, men and women, fully scholarshiped students and walk-ons, every student-athlete deserves to have their wellness supported. BlackLabel Supplements is making that possible. This is monumental!"




**GREAT
MOMENTS
IN
ISU FOOTBALL
HISTORY**



September 1902. Idaho State's First Game. The University was barely a year old when Idaho State's football team took the field for the first of five games in their inaugural season. The team didn't need to look far for an opponent, as the squad took on the Pocatello High School team and won 17-0. The ISU squad defeated Pocatello three more times during the year, and Idaho Falls High School once to finish their first season with a perfect 5-0 mark.

November 1907. Birth of a Champion. Under the first year of head coach John Morris, the 1907 Bengals won their first-ever recognized title, winning the Idaho Scholastic Championship. Under the direction of Ben Lowrie, the earliest recognized captain in the program's history, the Bengals clinched the title with a 34-0 whitewash of Payette High School.

September 1920. ISU's First Great Coach Debuts. In Idaho State's first 17 seasons, the Bengals went through seven coaches, but in 1920, the Bengals saw the coaching debut of Ralph Hutchinson, and ISU football, and ISU athletics would be forever changed. Hutchinson, who years earlier helped change ISU's nickname from the "Bantams" to the "Tigers", defeated Blackfoot High School 20-7 in his first game. He would go on to coach eight seasons, leading the Bengals to a 25-24-1 record. He also is credited with starting ISU's first booster organization, the "I" Club, as well as helping the school adopt the nickname "Bengals" in 1927.



November 18, 1931. Plasty's Boys Plaster Montana-Western. The 1931 squad headed to Dillon, Montana for the season finale at Montana-Western with a 6-1 record. In Idaho State's first seven games the team had scored 112 points. Against the overmatched Bulldogs, they nearly doubled that total as the Bengals ran all over the place, but mostly in the end zone as they delivered the school's all-time shellacking, handing Western a 111-0 pasting. While it had to be fun, it probably was old hat for head coach Felix Plastino, who saw his Bengals run up 103 points against Montana-Western on Homecoming just one year earlier.

November 1935. The Greatest Defense Ever Closes Out the Season. Under first year head coach Guy Wicks, Idaho State's 1935 Bengals were the first team to play an entire season of at least eight games without a loss, going 7-0-1, but it was ISU's defense from that squad that will go down as the best in school history. Over the eight game season, the Bengals pitched four shutouts, allowing just 26 points and four touchdowns all season. The defense actually was a carry over from the 1934 squad, as those two teams combined to allow a paltry 57 points over 15 games with seven shutouts.

October 29, 1937. Dubby Holt's Record Return. Idaho State's 1937 Homecoming victory over the College of Idaho was like most of ISU's other early Homecoming wins, except for the play of Dubby Holt. The man who raced Jesse Owens to a dead heat took a punt on his own 12-yard line, and left everyone in a cloud of dust. When he finally stopped 88 yards later, he owned the longest punt return for a touchdown in school history. In the following 71 years, that record hasn't been topped, and it is still the longest standing individual record in ISU football history.

October, 1940. Atkinson's Last Gasp Pass Stuns Albion. In a game that featured four lead changes, it was the last that was the most dramatic. Trailing 26-24, the Bengals had moved into Albion territory with a chance for one final play. In an era where the forward pass wasn't used by the Bengals all that much, tailback George Atkinson took a pitch and lofted a pass down field and into the end zone, where Pete Gallagher came down with it after the official's gun went off to signal the end of the game. That late score is the first recorded walk-off winning play in ISU's history, and it gave ISU a 31-26 win.

September 30, 1950. Lyle Andersen's Sneak Surprises Everyone. Senior quarterback Lyle Andersen might be Idaho State's least likely 100-yard rusher ever. In a home game against Western State, the Bengals found themselves backed up on their own 1-yard line. Head coach John Vesser called for a quarterback sneak up the middle by Andersen to clear some room on first down. Andersen plowed past his center, and found the field wide open. Amazingly, Andersen went untouched 99 yards for a touchdown, demoralizing Western State and setting the stage for a 53-13 win. Andersen would rush for 109 yards in the contest.

October 11, 1952. Williams wasn't the best, but he was the first. Idaho State has gained a reputation for producing some of college football's best kickers and punters, but that tradition began way back in 1952, during Idaho State's first-ever undefeated season. Carl Williams, a defensive back and a running back by trade kicked a field goal in Idaho State's 17-6 win over Colorado College. That field goal was the first ever in the history of the storied Bengal program.

September 27, 1958. Babe Caccia Becomes ISU's Winningest Coach. Entering the 1958 season, the Bengals were coming off a fourth conference title, and 13 consecutive wins. Also entering the 1958 season, Babe Caccia had won 41 games in his ISU coaching career, equaling the total of the man he replaced, John Vesser, for the most in school history. Opening against the Eastern Washington Eagles, and led by All-American guard Dee Pankratz, the Bengals won 30-7, and Caccia would go on to win 37 more games, giving him 79 in his brilliant 11-year career.



CACCIA SPEAKS TO THE TEAM PRIOR TO THE 1951 OPENER



BENGAL FOOTBALL HISTORY

September 27, 1958. The Koetter Era Begins. The 1958 season opener against Eastern Washington marked the college debut of what can be called the first family of ISU football. Jim Koetter lettered in both 1958-59, the first member of the Koetter family to touch ISU football. Jim later coached the Bengals for five years, leading ISU to their second playoff berth. Two of his sons also played for ISU. Dirk Koetter was a quarterback on the 1981 national championship team, and is currently the offensive coordinator for the Jacksonville Jaguars. Brent Koetter twice led Idaho State in interceptions and later coached both Pocatello and Highland High School to state football Titles



THE BENGALS DIVE FOR A TD AGAINST EWU IN 1958

September 19, 1959. The Bengals participate in Hawaiian History. In 1959, America grew from 48 to 50 states with the addition of Alaska and Hawaii to the United States. Hawaii, the 50th state, turned out to be Idaho State's football opponent on Statehood Day. The Rainbows, missing the big celebration back home, had their own at Davis Field as they defeated the Bengals 14-8. Unfazed by the loss, the Bengals wound up winning the final six games of the season, claiming their fifth and final Rocky Mountain Conference championship.

October 8, 1960. The Defense Goes on the Offensive. The 1960 Homecoming game against Colorado College was a 77-8 blitzing by the Bengals, a game that still holds the record for ISU's largest margin of victory at 69 points. However, the game also holds a different distinction. In that game ISU recorded a record six interceptions, and they returned three of those for touchdowns, including an 82-yard score by Burdette Mallack and a 97-yard return by LeRoy Russell. The three scores meant ISU's defense actually outscored Colorado College's offense three touchdowns to one.

November 9, 1963. A Rivalry is Born. The 1963 meeting between Idaho State and Weber State might have been the second meeting between the two schools, but it was the beginning of a rivalry. Trailing 26-8, the Bengals reeled off the final 28 points, including 20 in the fourth quarter as the Bengals clinched the first-ever Big Sky Conference football title with a 36-26 victory.

November 23, 1963. The Bengals Pause to Remember. The 1963 season was one in which the Bengals began play in the Big Sky Conference, winning the first ever Sky title. The season ended with a 5-3 record, but Idaho State's ninth game was supposed to be against Wichita State, the first meeting ever between the two programs. That meeting never took place. The game was cancelled that week as Pocatello, and all of America mourned the assassination of President John F. Kennedy. The game was never made up, and the two teams never faced each other again. The 1963 team took part in two major moments in ISU football history, the first ever Division I game with Weber State, and the postponement of the final game of the season due to the assassination of John F. Kennedy.

September 20, 1969. The Flea Buzzes Parsons College. In the 1969 season opening win over Parsons College, Ed "The Flea" Bell torched the competition for a school record 261 yards receiving and a record four touchdowns. Bell's opening onslaught set the stage for his record setting 1969 season in which he set single season records with 20 touchdowns and 1,522 yards, and 96 catches, numbers which may never be equaled.

September 26, 1970. The Birth of Dome Field Advantage. The brainchild of then Athletic Director Milton 'Dubby' Holt, the ASISU Minidome, as it was originally named, opened for ISU football with a game against the UNLV Rebels. What transpired was a 64-34 Bengal win in a slugfest. Ken Warren grabbed a career-high 151 receiving yards in a game that still stands as an ISU record for points in a game at Holt Arena.

December 1972. Steve Beller Becomes ISU's First Academic All-American. The 1972 Bengals under Bob Griffin were successful on the field at 7-3, and kicker Steve Beller proved successful on and off it. Beller hit on 29-of-32 extra points and 6-of-10 field goals during the year, but his work in the classroom earned him Academic All-American honors from the College Sports Information Directors of America, becoming the first Idaho State football player to earn football's highest academic honor.

September 24, 1977. Eastern Montana Lays an Egg. Just looking at the final score among the seasons, Idaho State's 47-15 win over Eastern Montana in 1977 seems like a blip on a non-stellar 3-8 season, but it's what's not there that is so amazing. Despite needing to pass to make a comeback, the Bengals held Eastern Montana to zero yards passing. Even more amazing, the Bengals didn't even allow a completion. That never happened before, and it hasn't happened since.

September 2, 1978. The Land of the Rising Sun. There are home games, there are road games, there are neutral site games, and then there is the 1978 season opener. Idaho State and Utah State, located just 90 miles apart, opened the 1978 season...in Osaka, Japan. As part of a cultural exchange, the two programs traveled halfway around the world to open the season. The travel took its toll on both teams as the Bengals dropped a sloppy game to Utah State 10-0. The travel took its toll coming back too as ISU was shutout the next week, although they finally broke into the win column in their home opener, beating Portland State 27-13.

November 11, 1978. Talk About the Defense Not Showing Up. Idaho State's trip to the University of Idaho for a late 1978 Big Sky game figured to be a leisurely one hour flight. Head Coach Bud Hake had two planes to take the team, offense on one plane, the defense on the other. An hour later the offense's plane touched down, but the defense's plane never left the runway in Pocatello. Mechanical problems forced the cancellation of the flight, and since the team left the day of the game, the Bengals were forced to take a loss, 2-0, against the Vandals, although it was officially recorded by NCAA as a "no contest".

September 27, 1980. The Beginning of a New Era. Before the Bengals could become the greatest, they had to learn how to win, and that moment came early in 1980. In just the third game under new head coach Dave Kragthorpe, the Bengals ended a 19-game losing streak, at the time the longest in I-AA history, with

BENGAL FOOTBALL CHAMPIONSHIPS

- 1952 ROCKY MOUNTAIN CONFERENCE
- 1953 ROCKY MOUNTAIN CONFERENCE
- 1955 ROCKY MOUNTAIN CONFERENCE
- 1957 ROCKY MOUNTAIN CONFERENCE
- 1959 ROCKY MOUNTAIN CONFERENCE
- 1963 BIG SKY CONFERENCE*
- 1981 BIG SKY CONFERENCE
- 1981 NCAA 1-AA NATIONAL CHAMPION
- 2002 BIG SKY CONFERENCE

* FIRST BIG SKY CHAMPIONSHIP AWARDED



a 59-33 thrashing of Portland State and their five receiver run-and-shoot offense. After 20 games, the Bengals finally tasted victory, and just 20 games later, they would taste a national championship.

November 21, 1981. Case DeBruijn's Kick Ends an Epic Battle. For the finale of the 1981 season, Idaho State and Weber State met at Holt Arena for the Big Sky title. ISU survived a 100-yard kickoff return for a touchdown by Weber State, and the game came down to overtime. After surviving again, this on a missed 32-yard field goal by Roger Ruzek that would have won it for the Wildcats in the second overtime, Hall of Fame kicker Case DeBruijn nailed a 33-yard field goal at the end of the third overtime to give ISU a 33-30 win and the Big Sky title in the longest game in ISU History

December 19, 1981. The Bengals Reach the Pinnacle. Idaho State climbed the long road back from worst to first as All-American quarterback Mike Machurek threw for 330 yards, the last of his eight career 300-yard games as the Bengals defeated Eastern Kentucky 34-23 in Wichita Falls, Texas to win the I-AA National Championship. The win capped a remarkable turnaround from an 0-11 season just two years prior.

November 23, 1985. Merrill Hoge Becomes ISU's First 1,000-yard Rusher. Heading into the 1985 season finale against Eastern Washington, Pocatello native Merrill Hoge had rushed for 892 yards, and he needed nine yards to better his school record for rushing yards in a season. He also needed 108 to become the first Bengal to ever rush for 1,000 yards. Despite a 42-21 loss, Hoge did his part, rushing for 149 yards, his second-best single-game total ever to get to 1,041 yards, becoming the first ISU rusher to 1,000 yards. To date, he is just one of four to accomplish the feat.

September 12, 1987. A Good Ol' Fashioned Texas Shootout. The season opener between Idaho State and Texas A&I (now Texas A&M Kingsville) kept the scoreboard operator busy the entire night. The two teams combined for the first combined 100-point game in Holt Arena history as the Javalinas defeated the Bengals 52-51 in a classic game. Big efforts abounded, including a 93-yard kickoff return for a touchdown and 100 yards receiving by Butch Caston and a 103-yard rushing effort by Corky Federico. Despite ISU's record 28-point third quarter outburst, ISU fell a point short.

November 10, 1990. Jason's Back One Last Time. Jason Whitmer, ISU's starting quarterback from 1987-90, won just nine games in his career, but it wasn't for a lack of trying. Whitmer threw for 300 yards a record 12 times, including a 336-yard performance in his last win, a 30-27 decision over Mesa State. Whitmer's four year career ended with ISU career records for yards, attempts, completions, touchdowns and of course, 300-yard games.

September 12, 1992. The Globe of Death. The Philadelphia Eagles have "The Miracle at the Meadowlands", the San Francisco 49ers have "The Catch", but the Idaho State Bengals have "The Globe of Death". After Boise State scored a touchdown with 22 seconds left to give the Broncos what seemed like a 20-17 win, BSU kicked off, and the Bengals pulled out their bag of tricks. After Carlos Reed received the squib kick, all 11 players huddled together and then sprinted out in different directions. Robert Johnson actually had the ball and returned it to the BSU 42-yard line, and a personal foul moved the ball into field goal range (the play was confusing for the statisticians too, as Sylvester Jones was officially credited with the return). Going for the win, backup quarterback Paul Putnam hit Rommie Wheeler for a touchdown with five seconds left for an improbable 24-20 win.

September 21, 1996. Marcus Jackson Suffers a Tragic Injury. It was a simple tackle late in the first half of an otherwise non-descript 47-0 rout of Montana-Western. It was a tackle that would change a life and touch a community. Marcus Jackson suffered a traumatic spinal injury on the tackle, becoming paralyzed from the neck down. Jackson, however, returned to school the following year, and in the summer of 1999, he truly became one of the most heroic figures in ISU history when he battled to earn a bachelor's degree, despite what some would say was an insurmountable handicap. Insurmountable to most, but not to Marcus Jackson.

November 16, 1996. Ed Coleman's Shining Moment. Ed Coleman played only one season for Idaho State University, as a reserve running back who basically was not even on the two-deep during the season. But, pressed into service in the next-to-last game of 1996, Coleman had his day in the sun as he rushed for 232 yards against Portland State, the second-most in school history at that time. The game would prove to be the only 100-yard rushing game of Coleman's career.

October 23, 1997. James Ferrell Kicks ISU into an Inadvertent Controversy. Leading 43-31 over Southern Utah with four seconds left, Idaho State kicker James Ferrell stood on the sidelines with four made field goals, seemingly settling for a tie of the ISU single-game record. However, head coach Tom Walsh called timeout to allow Ferrell, a fifth-year senior, an opportunity to set the record. Ferrell kicked that record breaking field goal, but Walsh's timeout infuriated Thunderbird head coach C. Ray Gregory, who felt that ISU had tried to run up the score. Gregory publicly announced he was giving up potatoes for a year, and he would only eat them again after defeating ISU the next season. Gregory's potato fast lasted another year as ISU dealt the T-Birds a 50-33 loss the following season.

September 19, 1998. A Game Without a Touchdown. Big Sky football usually means lots of offense and lots of scoring, unless it's the 1998 meeting between the Bengals and the Weber State Wildcats. Despite a 254-yard rushing effort by Wildcat Morgan Welch, neither the Wildcats nor the Bengals could find the endzone. Weber State got two Scott Shields field goals, and ISU got only a Pete Garces field goal in a 6-3 loss to Weber State. The game remains the only game in Holt Arena history without a touchdown being scored.



PETE GARCES TIED THE NCAA RECORD FOR THE LONGEST FIELD GOAL WITHOUT A TEE WHEN HE KICKED THIS 60-YARD FIELD GOAL AGAINST CAL STATE NORTHRIDGE IN THE 1998 SEASON FINALE, A WIN THAT KNOCKED NORTHRIDGE FROM THE I-AA PLAYOFFS





November 21, 1998. Pete Garces's Big Boot. Pete Garces was a late signee to the Idaho State roster, but he might have been 1998's most important. Possessing arguably the strongest leg in school history, Garces would go on to tie an NCAA record for most career 50-yard field goals with 11. In the '98 finale against Cal State Northridge, ISU tight end Robert McBride dropped a sure touchdown pass on third down from the Matador 42. With the crowd still buzzing, Peter Garces trotted out for a 60-yard field goal. The ball was hit with such force that it crossed the goalposts midway up, giving him the longest I-AA field goal without a tee at that time. The points were the difference in the season ending 32-29 win.

September 4 & 11, 1999. The Mackay Missile Runs Rampant. Entering 1999, junior running back Nick Whitworth wanted to show ISU's new coaching staff he could be an impact running back. Mission accomplished. Whitworth opened the season with a 221-yard effort against Eastern Oregon, the most rushing yards by an ISU back in Holt Arena history, bettering the old record that had stood for eight years. Whitworth's record never made it to eight days as he rolled up a Holt and school record 273 yards on the ground against Ft. Lewis the very next week. His 494 yards in back-to-back games easily stands as a school record.

October 16 and 23, 1999. McCarthy's Back-to-Back Explosion. The son of ISU Hall of Fame tight end John McCarthy, quarterback Kevin McCarthy spent most of his career as a backup quarterback, but he was thrust into a starting role in 1999, and McCarthy showed everyone what he could do. McCarthy threw for the second-most yards in ISU history with a 477-yard performance against Eastern Washington. Just one week later, McCarthy was at it again, throwing for 553 yards against Southern Utah. The 1,030 yards ranks as the most ever by an ISU quarterback in back-to-back games.

September 9, 2000. A Personal Comeback for DeRonn Finley. In an otherwise forgettable 58-10 season opening thrashing of Montana Tech, DeRonn Finley returned to the Bengal lineup nearly two years after suffering multiple leg fractures in a spring break car accident that claimed the life of his teammate Jacori Rufus. Finley, who was told he would never walk again, would go on to lead the 2000 team in receptions, receiving yards, punt return average, kickoff return average, and all-purpose yards and was a finalist for the Disney Most Inspirational Athlete Award.

November 18, 2000. Nick Whitworth's Career Capper Quite the Effort. The Mackay Missile, running back Nick Whitworth, ended his career in grand style. With ISU at 5-5, the Bengals traveled to frozen Logan, Utah for a finale with 5-5 Utah State. Whitworth rushed for 201 yards, and caught a critical seven-yard pass on 4th-and-7 that led to the go ahead touchdown as the Bengals shocked the FBS Aggies 27-24. Whitworth's 200-yard game was the third of his career, a school record.

November 16, 2002. Eddie Johnson's Record Setting Night. Punter Eddie Johnson entered his final career home game with one last shot to set a Holt Arena punting record. He ended up setting five. Johnson uncorked six punts for a ridiculous 61.5-yard average, and a 61.3-yard net average, setting both ISU and NCAA single-game records in the process. Included in those six punts were a 67-yard boot, a 70-yard boot, and a Holt Arena record tying 80-yard kick, which traveled off his foot at the ISU 8-yard line and landed on the Cal Poly 10 before bounding through the end zone, past the Bengal Dancers, and off the wall beyond the field of play. Johnson was eventually drafted in the sixth round by the Minnesota Vikings in 2003 NFL Draft.

October 4, 2003. Idaho State and Eastern Washington Ignite Offensive Fireworks. It was what Big Sky football was all about...offense. Idaho State and Eastern Washington hooked up for 958 yards, 165 plays, 15 touchdowns, 107 points, and one heck of a comeback. Down 42-28 with just over five minutes left, the Bengals scored and forced an Eagle punt. Emery Beckles returned it 65 yards, setting up the tying touchdown with three minutes left. Running back Isaac Mitchell gave the Bengals a 55-52 win in the second overtime with the team's eighth and final touchdown of the night.

October 18, 2003. Mark Hetherington's Heroics Cap a Homecoming Epic. In a game that will go down as one of the all-time classics, the Bengals ended 10 years of frustration with a 43-40 double overtime win over fifth-ranked Montana. In a game that featured six lead changes and six ties, the Griz tied the game at 34 on a 54-yard field goal with no time left. After both teams traded field goals, Montana was up 40-37 in the second overtime when quarterback Mark Hetherington, who threw for 398 yards in the contest, found sophomore Shedrack Okoebor for a 13-yard touchdown, giving the Bengals a 43-40 win, and the capacity crowd a Homecoming to remember.

December 17, 2003. Jared Allen Wins the Buchanan Award. Jared Allen's 2003 season was monstrous by anyone's standards, leading the nation with a school record 17.5 sacks. Allen also led the nation in forced fumbles, and ranked third in tackles for losses. His season's crowning moment however came off the field, when he was awarded the Buck Buchanan Award as the national best defensive player in I-AA football. He became Idaho State's first major college football award winner, and was later drafted in the fourth round by the Kansas City Chiefs, which interestingly, is where Buck Buchanan spent most of his professional career.



November 6, 2005. Jaret Johnson's Miracle Kick. Things looked bleak when Portland State's Eric Azorr kicked a field goal for a 34-33 Viking lead, and ISU got the ball at their own 35 with no time outs and 23 seconds left. However, the Bengals ran off five plays, including a key 12-yard completion by Matt Hagler to Akilah Lacey to the PSU 37 with seven seconds left. Out trotted senior kicker Jaret Johnson, who was having an All-American season, other than a signature kick. Johnson lined up for a career-long 54-yarder, and drilled it home, giving the Bengals a 36-34 win, and Johnson the longest game-winning kick in Idaho State history. It also gave him his signature kick on the way to First Team All-American honors.

November 8, 2014. Idaho State knocked off a ranked team for the first time since beating No. 5 Eastern Washington 34-30 in 2005. The Bengals had lost 24 straight games against a ranked team before the win. The victory also marked the first five-game win streak for the Bengals since 1995 when the team started 5-0.

Nov. 22, 2014. Idaho State knocks off Weber State for the first time since 2002. The 46-28 victory gave ISU an 8-4 record and a 6-2 Big Sky Conference mark. This is only the seventh time in program history ISU has won eight games or more. ISU finished 6-0 at home for the first time since 2003 and senior Daniel McSurdy rushed for 266 yards and two touchdowns in his final home game. The 266 yards was the third-best rushing performance in school history. Idaho State also broke a 57-year old single-season rushing record with 2,718 rushing yards. The previous mark was 2,442 by the 1957 team.

Dec. 15, 2014. Justin Arias was named a finalist for the Walter Payton Award, an honor that goes to the Most Outstanding Player in FCS football. Arias was invited to Philadelphia where he finished third in the voting. Arias wasn't added as a candidate until November 4 when the Bengals were 6-3.

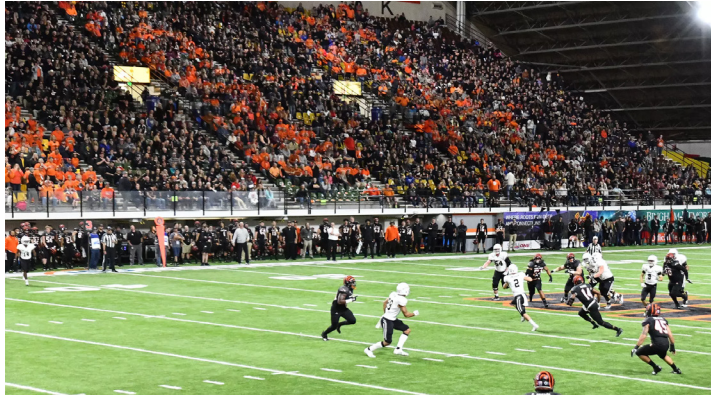


January 12, 2015. Idaho State finished the 2014 season ranked No. 25 in the final Sports Network Poll. It marked the first time ISU was ranked to end the season since 2003 when they were No. 22 in the Sports Network and ESPN/USA Today polls.

Sept. 16, 2017: Idaho State 30 Nevada 28

The Idaho State football team knocked off Nevada 30-28 on Saturday evening at Mackay Stadium. The Bengals led the entire game and fought off a late Wolf Pack rally to earn the victory. The victory is first win over an FBS team since beating Utah State 27-24 in 2000. The win ended a 27-game losing streak against FBS team. The last win over an FBS team was 27-24 at Utah State in 2000.

Oct. 6, 2018: Welcome Back Vandals. Prior to the 2018 football season, the Idaho Vandals became the first team in NCAA history to drop from FBS back to FCS affiliation as they rejoined the Big Sky. The two teams were set to meet in the middle of the season and ISU's Holt Arena would be the home for the contest. Excitement was in the air and over 11,000 people came to Pocatello to watch the Bengals thrash the Vandals 62-28 in their first meeting in years. Bengal QB Tanner Gueller threw for a team-record 8 touchdown passes and the win was featured on ESPN and CBS Sports.




11,015 IN ATTENDANCE FOR THE BENGALS 62-28 WIN OVER IDAHO

Oct. 14, 2023: A comeback for the Ages - Coming off of a Homecoming win over UNC and a narrow loss to the Griz in Missoula, first-year head coach Cody Hawkins and the Bengals welcomed the #22 Eastern Washington Eagles to Holt Arena. With 1:48 to play in the 3rd, the Eagles held a 41-14 lead over the Bengals and the game seemed good as over. The Orange and Black had other ideas, scoring four straight touchdowns over the final 15 minutes of the game, capped by Hunter Hays' 1-yard rushing touchdown to put the Bengals up 42-41. The Eagles missed their potential game-winning field goal and the Bengals completed the 27 point comeback, one of the best in Idaho State University history.



1981 NCAA 1-AA NATIONAL CHAMPIONS



In the fall of 1981, the Idaho State University football team shocked the nation, as the Bengals capped an improbable season with a I-AA national championship.

The season was all the more remarkable because in 1979 the Bengals went 0-11, and the championship came just 14 months after ending the longest losing streak in I-AA history at 19 games.

After an opening win over Eastern Washington, the Bengals took out defending national champion Boise State in Boise 21-10. They followed that with home wins over a strong Nevada team and Northern Arizona, and a road win at Portland State.

ISU lost at Montana 24-21, but they would not falter again. They knocked off Idaho on the road 24-14, and then scored impressive home wins over Montana State 21-3, and Utah State, 50-24, setting up a winner-take-all showdown with Weber State for the Big Sky title and a berth in the NCAA playoffs. The game went to three overtimes, with ISU surviving a missed 32-yard field goal in the second overtime by WSU's Roger Ruzek that would have won the game. In the third overtime, Case deBruijn nailed a 33-yard field goal for a 33-30 win.

Idaho State then waltzed to the championship game after home wins against Rhode Island 51-0, and South Carolina State 41-12.

In the Pioneer Bowl, as the I-AA game was called, ISU went up against perennial power Eastern Kentucky, but the Bengals would not be denied, winning the title with a 34-23 victory.





All-Time Idaho State NFL Roster

Tanner Conner Miami Dolphins - 2022

Josh Hill - New Orleans Saints 2013-21

Evan Dietrich-Smith - Seattle, Green Bay, Tampa 2011-14

**Allen, Jared, DL, Kansas City Chiefs, 2004-07
Minnesota Vikings, 2008-11**

Beals, Shawn, KR, Philadelphia Eagles, 1988
Bell, Ed, WR, New York Jets, 1970-75

San Diego Chargers, 1976

Berry, John, DB, San Francisco 49ers, 1985

Busch, Mike, QB, New York Giants, 1987

Bugord, Seth, QB, Kansas City Chiefs, 2002

**Charleston, Jeff, DL, Houston Texans, 2006
Indianapolis Colts, 2007**

New Orleans Saints, 2008-Present Clark, D.J., CB,
Carolina Panthers, 2009/Green Bay Packers 2009

Cook, Bob, DB, San Francisco 49ers, 1959

Courtney, Matt, DB, San Francisco 49ers, 1987

DeBruijn, Case, P, Kansas City Chiefs, 1982

Fitzgerald, Jamie, DB, Minnesota Vikings, 1987

Garces, Pete, K, Detroit Lions, 2000

Garnett, Rene, DB, New England Patriots, 1975

Grant, Will, C, Buffalo Bills, 1978-87

Seattle Seahawks, 1985

Griggs, Shane, QB, Green Bay Packers, 2001

Gutierrez, Matt, QB, New England Patriots, 2007-09

Chicago Bears 2010

Washington Redskins 2011 Hancock,

Mike, TE, Washington Redskins, 1973-74 Harris, Carlis, WR,
Denver Broncos, 1971

Hoge, Merrill, RB, Pittsburgh Steelers, 1987-93

Chicago Bears, 1994

Hudgens, Kevin, DE, Atlanta Falcons, 1986

Jackson, Ruben, DB, Los Angeles Raiders, 1991

Jewell, Tom, T, San Francisco 49ers, 1961

Johnson, Eddie, P, Minnesota Vikings, 2003

Jones, Blayne, Oakland Raiders (AFL), 1961

Kendon, Matt, DT, New England Patriots, 1975

Key, Sale, WR, Cincinnati Bengals, 2005

Lane, Jim, C, Detroit Lions, 1983

Logan, Clyde, WR, Cincinnati Bengals, 2008

MacDonald, Dan, LB, Denver Broncos, 1987

Machurek, Mike, QB, Detroit Lions, 1982-84

Mathis, Greg, DB, Oakland Raiders, 1974

Miller, Don, LB, Seattle Seahawks, 1990

Miller, John, T, Detroit Lions, 1964

Mitchell, Isaac, RB, Buffalo Bills, 2004

Morieno, Joel, DL, New York Jets, 1978

O'Neal, Ken, TE, New Orleans Saints, 1987

Otto, Bob, DL, Seattle Seahawks, 1985

Dallas Cowboys, 1986

Houston Oilers, 1987

Price, Phil, DB, Oakland Raiders, 1972

Robinson, Josh, DB, Baltimore Ravens, 2002

Roman, John, G, Baltimore Colts, 1975

New York Jet 1976-82

Scribner, Rick, G, Green Bay Packers, 1977

Smith-Dietrich, Evan, OL,

Green Bay

Packers, 2009-Present

Stephenson, Al, T, Baltimore

Colts, 1956

Taylor, Dan, T, Dallas

Cowboys 1983

Thompson, Edwin, TE, Kansas

City Chiefs, 2005

Togafau, Pago, LB, Ari-

zona Cardinals/Philadelphia

Eagles, 2007

New Orleans Saints, 2008

Arizona Cardinals, 2009

Tennessee Titans/Arizona

Cardinals, 2010

Toner, Tom, LB, Green Bay

Packers, 1973

Tripp, Paul, T, San Fran-

cisco 49ers, 1957

Vertefeuille, Brian, T, San Diego

Chargers, 1974

Wagstaff, Jim, DB, Detroit

Lions, 1958

Chicago Cardinals, 1959

Buffalo Bills, 1960-61

Carolina Panthers, 2009

Zeidman, Dan, PK,



Eddie Johnson

Idaho State NFL Draft Choices

| Year | Rd | Pick | Sel. | Name | Team | Position |
|------|----|------|------|----------------------|----------|----------|
| 2004 | 4 | 30 | 126 | Jared Allen | Chiefs | DE |
| 2003 | 6 | 7 | 180 | Eddie Johnson | Vikings | P |
| 1987 | 10 | 10 | 261 | Merril Hoge | Steelers | RB |
| 1986 | 8 | 3 | 197 | Kevin Hudgens | Falcons | DE |
| 1985 | 9 | 24 | 248 | Bob Otto | Seahawks | DE |
| 1983 | 11 | 21 | 300 | Dan Taylor | Cowboys | T |
| | 12 | 14 | 321 | Jim Lane | Lions | C |
| 1982 | 6 | 15 | 154 | Mike Machurek | Lions | QB |
| | 8 | 19 | 214 | Case DeBruijn | Chiefs | P |
| 1977 | 3 | 18 | 74 | Rick Scribner | Packers | G |
| 1975 | 11 | 12 | 272 | Rene Garnett | Patriots | DB |
| | 12 | 11 | 297 | Matt Kendon | Patriots | DT |
| | 13 | 1 | 313 | John Roman | Colts | G |
| 1974 | 13 | 2 | 314 | Brian Vertefeuille | Chargers | T |
| | 15 | 19 | 383 | Greg Mathis | Raiders | DB |
| 1973 | 6 | 22 | 152 | Tom Toner | Packers | LB |
| | 8 | 11 | 193 | Mike Hankock | Redskins | TE |
| 1972 | 10 | 20 | 254 | Phillip Price | Raiders | DB |
| 1971 | 10 | 9 | 243 | Carlis Harris | Broncos | WR |
| 1970 | 9 | 20 | 228 | Ed Bell | Jets | WR |
| 1964 | 13 | 5 | 173 | John Miller | Lions | T |
| 1961 | 17 | 9 | 233 | Tom Jewell | 49ers | T |
| 1959 | 16 | 6 | 186 | Bob Cook | 49ers | B |
| 1958 | 21 | 12 | 253 | Jim Wagstaff | Lions | B |
| 1957 | 22 | 7 | 260 | Paul Tripp | 49ers | T |
| 1956 | 23 | 6 | 271 | Al (Bear) Stephenson | Colts | T |





2024 TEAM ROSTER

| Number | First Name | Last Name | Position | Year | Hometown | Previous School | |
|--------|---------------|-----------------|-----------|-------------|------------|---------------------------|--------------------------------------|
| 0 | Adrian | Rodriguez | LB | 6'1" | 230 | Jr. California | NMSU |
| 0 | Damien | Morgan | WR | 5'10" | 168 | R-So. | Chabot College |
| 1 | Josh | Alford | CB | 5'10" | 180 | Sr. California | St. John Bosco HS |
| 1 | Jordan | Cooke | QB | 6'4" | 192 | Jr. California | Diablo Valley CC |
| 2 | Tylor | Bohannon | CB | 6'2" | 180 | Sr. California | Montana State |
| 2 | Alfred | Jordan Jr. | WR | 5'10" | 169 | Sr. Missouri | Riverside City College |
| 4 | Aaron | Blancas | WR | 5'9" | 172 | Sr. California | Fresno City CC |
| 4 | Kris | Sanchez | LB | 6'4" | 222 | Sr. California | Palomar College |
| 5 | Jayden | Bell | S | 6'3" | 200 | R-So. Pocatello, ID | Highland HS |
| 5 | Brett | Spencer | QB | 6'0" | 193 | Fr. Weiser HS | Weiser ID |
| 6 | Calvin | Pitcher | S | 6'1" | 207 | Sr. California | Centennial HS |
| 6 | Jeff | Weimer | WR | 6'2" | 215 | Sr. Salinas, CA | UNLV |
| 7 | Hunter | Hays | QB | 6'4" | 206 | Sr. Cody, Wyoming | Cody HS |
| 7 | Nathan | Reynolds | LB | 6'3" | 245 | So. Meridian, ID | Meridian HS |
| 8 | Jackson | Sharman | QB | 6'2" | 189 | R-Fr. California | West Torrance HS |
| 8 | Teilor | Tuioi | LB | 6'1" | 223 | Sr. Lincoln, NE | New Mexico Military Institute |
| 9 | Jayden | Davis | S | 6'0" | 205 | Jr. Oakland, CA | Central Michigan University |
| 9 | Tsion | Nunnally | WR | 6'4" | The | Jr. Santa Rosa, CA | Washington State |
| 10 | Jagger | Giles | LB | 5'11" | 217 | Sr. California | Grossmont College |
| 10 | Keegan | Thompson | QB | 6'5" | 204 | Jr. Rigby, ID | Rigby HS |
| 11 | Junior | Damuni | S | 6'0" | 215 | Jr. Providence, UT | Ridgeline HS |
| 11 | Ian | Duarte | WR | 5'10" | 166 | R-Fr. Santa Clara, CA | Eagle HS |
| 12 | Damir | Abdullah | WR | 6'4" | 202 | Jr. West Covina, CA | Colorado State |
| 12 | Jamari | Boone | S | 6'0" | 200 | So. Vallejo, CA | College of San Francisco |
| 13 | Raiden | Brown | WR | 5'11" | 158 | R-Fr. Long Beach, CA | Long Beach Poly |
| 13 | Jackson | Daniels | CB | 6'2" | 170 | Fr. San Diego, CA | Helix HS |
| 14 | Michael | Shulikov | WR | 6'6" | 218 | Jr. Boise, ID | Centennial |
| 14 | Dekker | Hagler | S | 6'0" | 186 | R-Fr. Middleton, ID | Middleton HS |
| 15 | Noa | Calaycay | CB | 6'1" | 156 | So. Vienna, Austria | Vikining Football Academy |
| 15 | Christian | Fredericksen | WR | 6'4" | 206 | Sr. Rigby, ID | Rigby HS |
| 16 | Devin | Rodriguez | LB | 6'1" | 207 | Fr. Pocatello, Idaho | Pocatello HS |
| 16 | Koby | Tracy | QB | 6'4" | 191 | Chubbuck, Idaho | Utah Tech |
| 18 | Davis | Harsin | QB | 6'1" | 180 | Fr. Eagle, ID | Eagle HS |
| 18 | Makeo | Sneddon | S | 6'0" | 190 | Fr. Eagle HS | Eagle, Idaho |
| 20 | Donald | Austin | RB | 6'0" | 220 | Sr. Harland, WI | Southwest Minnesota State University |
| 20 | Jaylon | Brown | CB | 6'1" | 175 | Jr. Chandler, AZ | College of the Sequoias |
| 21 | Justice | Jackson | RB | 5'11" | 217 | Sr. Antioch, CA | Eastern Washington |
| 21 | Rylan | Leathers | S | 5'11" | 185 | Fr. Amarillo, TX | Amarillo HS |
| 22 | Aiden | Garcia | WR | 6'3" | 181 | R-So. Queen Creek AZ | Higley HS |
| 22 | Mason | Young | S | 5'10" | 198 | Jr. Salt Lake City, UT | Saddleback CC |
| 23 | Cam | Gherardi | S | 6'3" | 180 | Fr. Palos Verdes, CA | Long Beach Poly HS |
| 23 | Carson | Sudbury | RB | 5'11" | 185 | Fr. South Jordan UT | Bingham HS |
| 24 | Keoua | Kauhi II | RB | 5'8" | 195 | Sr. Kaneohe, HI | Mt. San Antonio College |
| 24 | Adonijah | Richards | CB | 5'9" | 177 | R-So. San Diego, CA | Ridley College |
| 25 | Cortland | Horton | DL | 6'3" | 255 | Sr. Eagle, ID | Eagle HS |
| 26 | Matthew | Sanchez | S | 6'0" | 195 | Sr. Fresno, CA | Fresno City College |
| 26 | Mason | Lindberg | K | 6'1" | 180 | Fr. Mountain View HS | Mesa, AZ |
| 27 | Vae | Casu | LB | 6'0" | 218 | Jr. West Jordan, UT | Cyprus HS |
| 28 | Dason | Brooks | LB | 5'11" | 226 | So. Chandler, AZ | Chandler HS |
| 28 | Kaiden | Villaro | LB | 6'3" | 206 | Fr. Buhl Idaho | Buhl HS |
| 29 | Jackson | Riddle | RB | | | Pocatello, ID | Highland HS |
| 31 | Mike | Lindsay | CB | 6'1" | 177 | Fr. Los Angeles, CA | Bishop Alemany HS |
| 32 | Kolton | Kirby | S | 6'0" | 196 | So. Hyrum, UT | Mountain Crest HS |
| 32 | Hunter | Roddy | RB | 5'11" | 225 | So. Murietta, CA | Army |

2024 TEAM ROSTER



| | | | | | | | | |
|----|--------------|---------------|----|-------|-----|-------|----------------------|-------------------------|
| 34 | Deville | Dickerson | CB | 5'10" | 150 | R-So. | Lompac, CA | Lompoc HS |
| 36 | Sanbourne | Melson | CB | 6'0" | 181 | Fr. | Portland, OR | Jefferson HS |
| 37 | Scott | Atkinson | LS | 5'9" | 183 | Sr. | Burlingame, CA | Hawaii |
| 38 | Leka | Tu'akoi | DL | 6'3" | 203 | Fr. | Salt Lake City, UT | east high |
| 39 | Darrell | Gipson | LB | 6'3" | 235 | Fr. | Lacey, WA | Timberline HS |
| 40 | Gabe | Panikowsky | K | 5'10" | 185 | R-So. | San Diego CA | Sac State |
| 42 | Maka Tu'Akoi | Tu'Akoi | DL | 6'6" | 210 | Jr. | Salt Lake City, UT | Utah State |
| 43 | Tuaoa | Tauili'ili | DL | 6'4" | 324 | So. | Tacoma, WA | Lincoln HS |
| 44 | Jacob | Perez | LB | 6'3" | 229 | Fr. | Idaho Falls, ID | Bonneville HS |
| 45 | Emmitt | Salee | LB | 6'0" | 230 | So. | Meridian, ID | Meridian HS |
| 46 | Logan | George | DL | 6'5" | 250 | So. | Pocatello, ID | Highland HS |
| 47 | Zack | Conner | DL | 6'5" | 227 | R-Sr. | Kent, WA | Kentridge HS |
| 48 | Brody | Swearhart | LB | 6'0" | 193 | Fr. | Meridian HS | Rocky Mountain HS |
| 49 | Ross | Bolger | K | 5'11" | 200 | Sr. | Dublin, Ireland | Dublin, Ireland |
| 50 | Alex | Ramirez | OL | 6'1" | 310 | Sr. | Modesto, CA | Modesto Junior College |
| 51 | Curtis | Hill | DL | 6'3" | 282 | Jr. | Tacoma, WA | Graham-Kapowsin HS |
| 51 | Louie | Cresto | DL | 6'3" | 261 | Jr. | Twin Falls ID | Nevada |
| 52 | Spencer | Tatafu | DL | 6'2" | 272 | R-Sr. | Portland, OR | Parkrose HS |
| 52 | Stryker | Rashid | DL | 6'5" | 270 | So. | Weber, UT | Utah Tech |
| 53 | Messiah | Moye | OL | 5'9" | 275 | Sr. | San Mateo, CA | College of San Mateo |
| 54 | Jorgen | Miller | OL | 6'3" | 273 | So. | Hyrum, UT | Mountain Crest HS |
| 55 | Gunnar | Clark | OL | 6'2" | 306 | So. | Mountain Home, ID | Mountain Home HS |
| 56 | Kal | Renner | LB | 6'1" | 210 | Fr. | Eagle, ID | Eagle, Idaho |
| 57 | Exander | Miller | OL | 6'4" | 246 | Fr. | Mountain Crest HS | Hyrum, UT |
| 58 | Vicente | Hughes | OL | 6'2" | 315 | Sr. | Brentwood, CA | Diablo Valley CC |
| 59 | Brady | Phillips | DL | 6'3" | 280 | Fr. | Kelso, WA | Air Force Prep |
| 60 | Hunter | Hill | OL | 6'2" | 280 | So. | Tacoma, WA | Graham-Kapowsin HS |
| 60 | Noa | Tandy | OL | 6'3" | 250 | Fr. | Etiwanda HS | Rancho Cucamonga, CA |
| 61 | Zachary | Shiroma | OL | 6'0" | 273 | Jr. | Milliani, HI | Milliani, Hawaii |
| 63 | Matix | Carpenter | OL | 6'0" | 261 | Fr. | Portland, OR | Central Catholic HS |
| 65 | Qai | Smith | DL | 6'3" | 305 | Jr. | San Pablo CA | Contra Costa College |
| 66 | Justin | Frost | OL | 6'5" | 264 | Fr. | Summerville, OR | Imbler HS |
| 68 | Miguel | Santos | OL | 6'3" | 251 | Fr. | Ogden Utah | Ben Lommond HS |
| 70 | Ryan | Carter | LS | 6'0" | 242 | So. | Peoria, AZ | Arizona Christian |
| 71 | Osiel | Moreno | OL | 6'3" | 290 | So. | Cathedral City, CA | Mt. San Antonio College |
| 72 | William | Davis | OL | 6'3" | 307 | Fr. | Portland, OR | Franklin HS |
| 73 | Talin | Togia | OL | 6'4" | 316 | R-So. | Rigby, ID | BYU |
| 75 | Jake | Hellmann | OL | 6'5" | 300 | Jr. | Pleasant View, UT | Utah State |
| 76 | Jaedon | Garcia | OL | 6'3" | 350 | R-So. | Kapolei, HI | Waianae HS |
| 77 | Messiah | Johnson | OL | 6'3" | 300 | Fr. | Salinas, CA | Everett Alvares HS |
| 78 | Josiah | Sagale | OL | 6'2" | 302 | R-So. | Oceanside, CA | El Camino CC |
| 79 | Ty | Hyde | OL | 6'7" | 250 | Sr. | Preston, ID | Utah Tech |
| 80 | Julian | Mason | WR | 5'10" | 174 | R-So. | Tacoma, WA | Graham-Kapowsin HS |
| 81 | Braden | Albrecht | WR | 6'3" | 195 | Fr. | Kahului, HI | Maui HS |
| 82 | Jeremiah | Crum | WR | 5'8" | 180 | Jr. | League City, TX | City College San Fran |
| 83 | Josh | Ball | WR | 5'10" | 158 | Fr. | Carlsbad, CA | Carlsbad HS |
| 84 | Taylor | Freeman | WR | 6'1" | 184 | Fr. | Rigby Idaho | Rigby HS |
| 85 | Davian | Munoz | WR | 5'10" | 165 | Fr. | Harrisville, UT | |
| 86 | Kolton | Tanner | WR | 5'9" | 178 | Fr. | Lehi, UT | Lehi, UT |
| 87 | Robert | Vega | WR | 6'2" | 207 | Jr. | Rancho Cucamonga, CA | Citrus College |
| 88 | Eric | Johnson | WR | | | | | |
| 89 | Adam | Watts | WR | 5'9" | 177 | R-Fr. | Vancouver, WA | Colombia River |
| 90 | Beau | Jaques | DL | 6'2" | 235 | Fr. | Meridian, ID | Owyhee HS |
| 91 | Joseph | Perez-Garibay | DL | 6'0" | 330 | Jr. | Wooster, OH | Wooster HS |
| 92 | Zion | To'oto'o | DL | 6'2" | 245 | R-So. | Kapolei, HI | Kapolei HS |
| 93 | Ethan | Cutler | K | 6'1" | 175 | So. | Eagle, ID | Eastern Oregon |



2024 TEAM ROSTER - ALPHABETIC



| # | First | Last | Position | | | |
|---|-----------|--------------|----------|----------|---------------|----|
| | Damir | Abdullah | WR | Tsion | Nunnally | WR |
| | Braden | Albrecht | WR | Gabe | Panikowsky | K |
| | Josh | Alford | CB | Jacob | Perez | LB |
| | Scott | Atkinson | LS | Joseph | Perez-Garibay | DL |
| | Donald | Austin | RB | Brady | Phillips | DL |
| | Josh | Ball | WR | Calvin | Pitcher | S |
| | Braxton | Battleson | S | Alex | Ramirez | OL |
| | Jayden | Bell | S | Stryker | Rashid | OL |
| | Aaron | Blancas | WR | Kal | Renner | LB |
| | Tylor | Bohannon | CB | Nathan | Reynolds | LB |
| | Ross | Bolger | K | Adonijah | Richards | CB |
| | Jamari | Boone | S | Malik | Richardson | DL |
| | Dason | Brooks | LB | Hunter | Roddy | RB |
| | Raiden | Brown | WR | Adrian | Rodriguez | LB |
| | Jaylon | Brown | CB | Devin | Rodriguez | LB |
| | Noa | Calaycay | CB | David | Rowe | DL |
| | Matix | Carpenter | OL | Josiah | Sagale | OL |
| | Ryan | Carter | LS | Emmitt | Salee | LB |
| | Gunnar | Clark | OL | Kris | Sanchez | LB |
| | Zack | Conner | DL | Matthew | Sanchez | S |
| | Jordan | Cooke | QB | Miguel | Santos | OL |
| | Louie | Cresto | DL | Jackson | Sharman | QB |
| | Jeremiah | Crum | WR | Nalu | Shimizu | OL |
| | Ethan | Cutler | K | Zachary | Shiroma | OL |
| | Junior | Damuni | S | Michael | Shulikov | WR |
| | Jackson | Daniels | CB | Qai | Smith | DL |
| | William | Davis | OL | Makeo | Sneddon | S |
| | Jayden | Davis | S | Brett | Spencer | QB |
| | Deville | Dickerson | CB | Carson | Sudbury | RB |
| | Ian | Duarte | WR | Brody | Swearhart | LB |
| | Jake | East | DL | Noa | Tandy | OL |
| | Christian | Fredericksen | WR | Kolton | Tanner | WR |
| | Taylor | Freeman | WR | Spencer | Tatafu | DL |
| | Justin | Frost | OL | Tuaoa | Tauili'ili | DL |
| | Aiden | Garcia | WR | Keegan | Thompson | QB |
| | Jaedon | Garcia | OL | Zion | To'oto'o | DL |
| | Vae | Gasu | LB | Talin | Togiai | OL |
| | Logan | George | DL | Koby | Tracy | QB |
| | Cam | Gherardi | S | Maka | Tu'Akoi | DL |
| | Jagger | Giles | LB | Leka | Tu'akoi | DL |
| | Darrell | Gipson | LB | Teilor | Tuioti | LB |
| | Dekker | Hagler | S | Robert | Vega | WR |
| | Davis | Harsin | QB | Kaiden | Villaro | LB |
| | Hunter | Hays | QB | Adam | Watts | WR |
| | Jake | Hellmann | OL | Jeff | Weimer | WR |
| | Curts | Hill | DL | Mason | Young | S |
| | Hunter | Hill | OL | | | |
| | Cortland | Horton | DL | | | |
| | Vicente | Hughes | OL | | | |
| | Kodiak | Hussey | RB | | | |
| | Ty | Hyde | OL | | | |
| | Justice | Jackson | RB | | | |
| | Beau | Jaques | DL | | | |
| | Messiah | Johnson | OL | | | |
| | Alfred | Jordan Jr. | WR | | | |
| | Keoua | Kauhi II | RB | | | |
| | Kolton | Kirby | S | | | |
| | Frank | Kissick | LB | | | |
| | Ryland | Leathers | S | | | |
| | Mason | Lindberg | K | | | |
| | Mike | Lindsay | CB | | | |
| | Julian | Mason | WR | | | |
| | Sanbourne | Melson | CB | | | |
| | Jorgen | Miller | OL | | | |
| | Exander | Miller | OL | | | |
| | Osiel | Moreno | OL | | | |
| | Damien | Morgan | WR | | | |
| | Messiah | Moye | OL | | | |
| | Davian | Munoz | WR | | | |





2024 TEAM ROSTER - BREAKDOWN

Returning Letterwinners

Offense (28)

1 Jordan Cooke QB
 4 Aaron Blancas WR
 7 Hunter Hays QB
 8 Jackson Sharman QB
 9 Alfred Jordan Jr. WR
 10 Keegan Thompson QB
 11 Ian Duarte WR
 12 Damir Abdullah WR
 14 Michael Shulikov WR
 15 Christian Fredericksen WR
 16 Damien Morgan WR
 18 Raiden Brown WR
 22 Aiden Garcia WR
 24 Keoua Kahui II RB
 50 Alex Ramirez OL
 53 Messiah Moye OL
 54 Jorgen Miller OL
 55 Gunnar Clark OL
 58 Vicente Hughes OL
 61 Zachary Shiroma OL
 72 William Davis OL
 73 Talin Togiai OL
 73 Jaedon Garcia OL
 80 Julian Mason WR
 86 Kolton Tanner WR
 87 Robert Vega WR
 89 Adam Watts WR
 94 Josiah Sagale OL

Defense (33)

0 Adrian Rodriguez LB
 1 Josh Alford CB
 2 Tylor Bohannon CB
 4 Kris Sanchez LB
 5 Jayden Bell S
 6 Calvin Pitcher S
 10 Jagger Giles LB
 11 Junior Damuni S
 12 Noa Calaycay CB
 17 Nathan Reynolds LB
 22 Mason Young S
 23 Teilor Tuioti LB
 24 Adonijah Richards CB
 26 Mathew Snachez S
 27 Vae Gasu LB
 28 Dason Brooks LB
 29 Cortland Horton DL
 30 Dekker Hagler S
 32 Kolton Kirby S
 34 Deville Dickerson CB
 36 Sanbourne Melson CB
 43 Tua'oa Tauili'ili DL
 44 Jacob Perez LB
 45 Emmitt Salee LB
 46 Logan George DL
 47 Zack Conner DL
 52 Spencer Tatafu DL
 55 Zion To'oto'o DL
 56 Kal Renner LB
 91 Joseph Perez-Garibay DL
 93 Beau Jaques DL
 96 David Rowe DL
 97 Malik Richardson DL

Special Teams

37 Scott Atkinson LS
 49 Ross Bolger K/P

Returning Starters

OFFENSE (8)

1 Jordan Cooke QB
 9 Alfred Jordan Jr. WR
 15 Christian Fredericksen WR
 50 Alex Ramirez OL
 54 Jorgen Miller OL
 55 Gunnar Clark OL
 58 Vicente Hughes OL
 73 Jaedon Garcia OL

DEFENSE (9)

0 Adrian Rodriguez LB
 1 Josh Alford CB
 2 Tylor Bohannon CB
 6 Calvin Pitcher S
 17 Nathan Reynolds LB
 23 Teilor Tuioti
 29 Cortland Horton DL
 46 Logan George
 96 David Rowe

SPECIAL TEAMS (2)

37 Scott Atkinson LS
 49 Ross Bolger K/P

Transfers

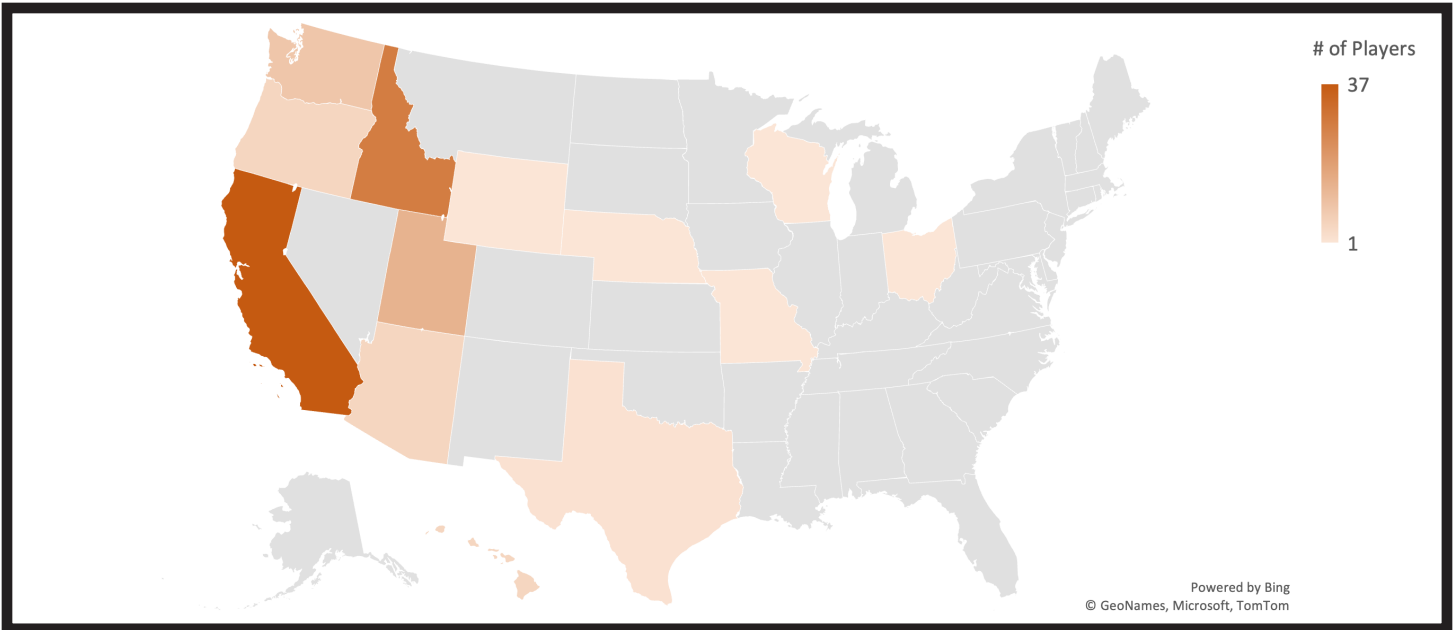
DI Transfers

Jayden Davis S Central Michigan
 Jake Hellmann OL Utah State
 Ty Hyde OL Utah Tech
 Jusice Jackson RB EWU
 Tsion Nunnally WR WSU
 Game Panikowsky K SAC State
 Stryker Rashid OL Utah Tech
 Hunter Roddy RB Army
 Koby Tracy QB Utah Tech
 Maka Tu'Akoi DL Utah State
 Jeff Weimer WR UNLV

Non-DI Transfers

Donald Austin RB SW Minnesota St.
 Jamari Boone S C of San Fran.
 Jaylon Brown CB C of Sequoias
 Ryan Carter Arizona Christian
 Jeremiah Crum WR C. of San Fran.
 Ethan Cutler K Eastern Oregon
 Kodiak Hussey RB Willamette U
 Osiel Moreno OL Mt. San Antonio
 Qai Smith DL Contra Costa C.





THE BENGALS HAVE PLAYERS FROM 13 DIFFERENT STATES AND 3 DIFFERENT COUNTRIES ON THE 2024 ROSTER!

| State | # of Players |
|------------|--------------|
| California | 37 |
| Idaho | 28 |
| Utah | 14 |
| Washington | 9 |
| Arizona | 5 |
| Hawaii | 5 |
| Oregon | 5 |
| Texas | 2 |
| Missouri | 1 |
| Nebraska | 1 |
| Wisconsin | 1 |
| Wyoming | 1 |
| Ohio | 1 |

ROSS BOLGER - K
COMES TO THE BENGALS FROM IRELAND



NOA CALAYCAY - DB
COMES TO THE BENGALS FROM AUSTRIA





- #4 Aaron Blancas - Blawn-Kas
- #6 Jeff Weimer - Jeff Why-Mer
- 8 Teilor Tuioti - Taylor Too-Ee-O-Tee
- 9 Tsion Nunnally - Zion None-Uh-Lee
- 11 Junior Damuni - Da-Moon-ee
- 12 Damir Adbullah - Ab-Doo-Lah
- 14 Michael Shulikov - Shoe-Lick-Kov
- 15 Noa Calaycay - Ka-lay-kay
- 18 Makeo Sneddon - Ma-Kay-Oh
- 23 Cam Gherardi - Jer-Are-Dee
- 24 Keoua Kauhi - Kay-Oh-wah Cow-Wee
- 27 Vaeaega Gasu - Vai-Ay-Gah Nasu
- 38 Leka Tu'Akoi - Leh-kah Two-Ah-Koi
- 40 Gabe Panikowsky - Pan-ih-Cow-Ski
- 42 Maka Tu'Akoi - Mah-Kah Two-ah-koi
- 52 Spencer Tatafu - Tah-Tah-Foo
- 61 Zachary Shiroma - Shir-Oh-mah
- 65 - Qai Smith - K-ai
- 71 - Osiel Moreno - O-see-El More-Eh-No
- 73 Talin Togiai - Tal-In Toe-Gee-I
- 90 Beau Jaques - Bow Jakes
- 92 Zion To'oto'o - Zion Toe-Oh-toe-OH
- 96 David Rowe - Rhymes with Ouch



CODY HAWKINS HEAD COACH

2ND SEASON
ALL TIME AT ISU | 3-8
ALL TIME CONFERENCE | 3-5



On Dec. 9, 2022 Cody Hawkins was named Head Coach of the Idaho State football program. In his first season at the helm of the Bengals' program. Hawkins went 3-8 with wins over #22 Eastern Washington, Portland State and Northern Colorado. Hawkins coached the Bengals to the No.1 passing offense in NCAA D1-FCS averaging 330.09 passing yards per game. led by All-American wide receiver Chedon James.



HAWKINS HUGS PLAYERS AFTER BENGALS 42-41 COMEBACK VICTORY OVER #22 EASTERN WASHINGTON ON 10/14/23

Previously at UC Davis as the offensive coordinator, The 2022 season marked Cody Hawkins fifth season as a member of the Aggie coaching staff, and his third as the offensive coordinator. He brought an extensive and successful coaching career at the youth, high school, collegiate, professional and international levels prior to his arrival at UC Davis in 2017.

Hawkins also brings an extensive knowledge of the game after learning from Washington head coach Chris Petersen, Ohio State head coach Urban Meyer, Texas head coach Tom Herman, former Boise State head coach Dirk Koetter, and former Montreal Alouettes head coach Marc Trestman.

Hawkins began his UC Davis coaching journey as a volunteer assistant but was elevated to the position of Assistant Director of Football Operations and Recruiting following the team's historic 2018 season. Under his guidance, Aggie wideouts played a crucial role in the team's success, helping UC Davis ranking third nationally in passing offense and eighth in scoring offense.

That year, UC Davis finished as the top offense in the Big Sky Conference, which helped the Aggies set 46 new Big Sky-era records, faced more ranked teams (or teams receiving votes) since joining the league, won five games against Division I competition, equal to the combined total from the previous three seasons, and won five Big Sky Player of the Week awards, matching the total from the last four years.

Junior organizational studies major Keelan Doss highlighted UC Davis' receiving group by ending his season with 115 receptions, 10.5 receptions per game and 136.3 receiving yards, top numbers among all players at the FBS and Football Championship Subdivision levels when the Aggies' season ended. Doss, the Big Sky's Offensive Player of the Year and finalist for the Walter Payton Award which is presented to the most outstanding offensive player in the nation, also led all FCS players with 1,499 receiving yards.

Hawkins joined UC Davis after leading Los Angeles Valley College to its best record in school history (11-0), a conference and state championship at its offensive coordinator and quarterbacks coach. Under his tutelage, LAVC averaged 43.3 points per game, with numerous players continuing their playing career at the Division I level.

Team USA also experienced a similar level of offensive success and averaged 54 points a game throughout Hawkins' career as its quarterback coach and play caller.

Prior to his tenure with the National Team, Hawkins led Westview High School's offense as its coordinator, and helped develop Ohio State's wide receivers, running backs and quarterbacks.

At WHS (Beaverton, Ore.), Hawkins helped it earned its first playoff appearance in seven years thanks to a new offensive system that he installed. Thanks to his coaching, the team experienced a deep postseason run after leading all Oregon high schools with 3,254 passing yards, in addition to its 36 passing touchdowns.

As a member of the Buckeyes' football staff, Hawkins assisted with the mental and physical development of its offensive players, developed a comprehensive social media strategy, and content, as part of the program's elite recruiting process.

Hawkins' coaching career began in 2011 as a player/coach for the Stockholm Mean Machines, the country's oldest and most successful football organization. When he returned the U.S., he led Bishop Kelly High School (Boise, Idaho), to a 9-2 record and a berth in the state semifinals. That season, the Knights' offense enjoyed one of its most prolific seasons in school history by scoring a conference-high 42 points per game.

Success earned by those teams lead to an opportunity to coach elite quarterbacks from across the country as the quarterback coach for Elite 11/The Opening, where he became the only quarterback in the history of Nike's program to attend as an invitee, college counselor and coach.

It was this experience that led to his opportunity at Ohio State.

An elite quarterback himself, Hawkins compiled a 40-0 record as a starter at Bishop Kelly High School. In addition to leading his school to consecutive state championships, he earned Idaho Statesman State Player of the Year (2004 and 2005) and Gatorade Player of the Year (2005) accolades before continuing his playing career at Colorado.



HAWKINS COACHING DURING PRACTICE

While competing for the Buffaloes, he earned the Kordell Stewart Career Achievement Award, the Eddie Crowder Award for outstanding leadership twice, and the Derek Singleton Award (leadership, enthusiasm and dedication) on three occasions.



BUDDY BLEVINS

CO-OFFENSIVE COORDINATOR



EMAIL: jamesblevins@isu.edu

COLLEGE: Colorado Mesa (2012)

PRIMARY RECRUITING AREAS: Colorado, South East Idaho, Cache Valley

AT A GLANCE:

- Began his playing career at Drake University as a Wide Receiver before finishing his playing career at Colorado Mesa University
- Played arena football for the Wyoming Calvary (IFL) in 2012 and Oklahoma Defenders (CIF) in 2013
- Has served as an Academic Coordinator, Recruiting Coordinator, and Video Coordinator in addition to his coaching responsibilities
- Well versed in offensive schemes such as spread, Run N Shoot, pro style, and tempo offenses
- Grew up as a triplet
- Finalist for 2019 Footballscoop.com Offensive Coordinator of the Year

| Season | Team/School | Position/Title |
|-----------|----------------------------|--|
| 2011 | Colorado Mesa | Assistant Wide Receivers Coach |
| 2012 | Northern Colorado | Assistant Wide Receivers Coach |
| 2014 | Midwestern State TX | Graduate Assistant WR Coach |
| 2015 | Texas A&M Kingsville | Graduate Assistant TE Coach |
| 2015-2017 | Panhandle State University | Recruiting Coordinator/Wide Receivers |
| 2017-2018 | Panhandle State University | Offensive Coordinator/Wide Receivers |
| 2018-2019 | Trinity International | Offensive Coordinator/WR's & QB's |
| 2019-2020 | Fort Valley State | Offensive Coordinator/WR's |
| 2020-2021 | Western New Mexico | Offensive Coordinator/WR's & QB's |
| 2021 | Stetson University | Passing Game Coordinator/Wide Receivers |
| 2021 | Cal Davis University | Offensive Analyst |
| 2022-2024 | Central State University | Assistant Head Coach/Offensive Coordinator |
| 2024 | Idaho State University | Co-Offensive Coordinator |

Arriving in Pocatello in January 2024, Coach Buddy Blevins brings offensive acumen with passing game concepts specifically akin to wide receiver play. His extensive resume has seen him work in rural settings, urban areas, private schools, state universities, Christian based schools, and most recently time at a Historic Black College and University all while elevating offenses at every stop as a play caller.

With Panhandle State in Oklahoma, Blevins help turn around a program that reached it's first top 25 ranking in 31 years by directing an offense that ranked in the top 25 in both rushing and passing. His next foray was in the NAIA ranks in Illinois, directing Trinity International to set three single game schools records in passing yards, passing attempts, and passing completions. His offense set an NAIA single game passing record with 732 yards and ranked 3rd nationally in total passing yards.

While at Fort Valley State D2 in Georgia, he took the offense from last to first in virtually every offensive category: scoring offense, passing offense, total offense, and red zone offense. This helped FVSU to it's first winning season in seven years while increasing points per game going from 131st to 15th in all of D2 football. Blevins then moved onto Central State in Ohio ascending to the role of Assistant Head Coach where his offense scored more than 30 points in five games, had three of the top four Wide Receivers in the conference, and increased the number of first downs, yards per game, and totaled 712 yards in one game. By 2023, the offense again led the way paving the way for a four-game win streak, the first time Central State had more than back-to-back wins in 27 years for the program, and included a victory over FCS Mississippi Valley.

Originally hailing from Wildwood in Missouri, Coach Blevins is no stranger to the Big Sky Conference with previous stints at Northern Colorado and Cal Davis. He graduated from Colorado Mesa in 2012 and is married to his wife Morgan. The couple are proud parents of Olivia.



JOSH RUNDA

DEFENSIVE COORDINATOR



AT A GLANCE:

- A proponent of the vaunted 3-3-5 defense
- Has previously served as Defensive Line Coach, Strength and Conditioning Coach, Special Teams Coordinator, and Recruiting Coordinator
- Helped Iowa State to the 2021 Cheez-It Bowl
- A record setting linebacker at Bluffton University he was a three-time all-conference selection and twice named to the All-Ohio College football team

CAREER BACKGROUND:

| Season | Team/School | Position/Title |
|-----------|----------------------------|--|
| 2014-2015 | Bluffton University | Graduate Assistant/Linebackers/JV Head Coach |
| 2016 | Ohio Wesleyan | Special Teams Coordinator/Defensive Line Coach |
| 2017 | University of Indianapolis | Linebackers Coach |
| 2018 | Wilmington College | Linebackers/Defensive Pass Game Coordinator |
| 2018-2019 | Bluffton University | Defensive Coordinator/Linebackers |
| 2020 | Bluffton University | Assistant Head Coach/Defensive Coordinator |
| 2021-2022 | Iowa State | Defensive Quality Control |
| 2023 | Idaho State | Defensive Coordinator/Linebackers |

Utilizing a three high safety look, using split field coverage concepts, Coach Runda is well versed in running a 3-3-5 defense. Most recently at Iowa State, he helped the Cyclones rank ninth nationally in total defense only allowing two teams to gain 350 yards. Ranked second in Big 12 conference play, the Iowa State defense also totaled 33 sacks and limited offenses to 187.8 passing yards per game en route to the 2021 Cheez-It Bowl.

Coach Runda began his coaching career at his alma mater, Bluffton University, initially mentoring the Linebacking corps while heading up the JV squad and additionally serving as the recruiting coordinator whilst overseeing the Strength Conditioning program. A one-year stint at Ohio Wesleyan followed where he coached the Defensive Ends and coordinated Special Teams. He then moved onto the University of Indianapolis where he coached the Linebackers before joining Wilmington College to coach Linebackers and having defensive pass game oversight before returning to Bluffton University as Defensive Coordinator.

As Defensive Coordinator at Bluffton, Coach Runda would later add Assistant Head Coach to his title, he helped Montez Archer Jr to Heartland Conference Defensive Player of the Year and Newcomer of the Year.

A three-time all-conference middle linebacker, Runda was twice named to the All-Ohio College Football Third Team at Bluffton University where he stills holds the Bluffton single-season record for solo tackles (70), ranks second in career tackles for a loss, and fourth in career total tackles (274).

A native of Lima, Ohio he earned two degrees from Bluffton University: 2013 Bachelors in Broadcasting and Journalism and added a Master's in Business Administration in 2016. He resides in Pocatello with his wife Nikki.



DYNAMITE KUHN

DIRECTOR OF FOOTBALL OPERATIONS



AT A GLANCE:

- Began career in training camp with the Buffalo Bills
- In Austin, TX was part of an expansion front office of an Arena Football League franchise
- Has spent time in the Ivy League, Big Sky Conference, Ohio Valley Conference, and Mid America Conference
- Helped Georgia Southern successfully transition from FCS to FBS Football
- Has served on five different college all-star coaching staffs: Texas vs. the Nation (2011), East West Shrine Game (2013, 2014, 2016), and the FCS Tropic Bowl (2017)
- Built rosters in the Spring League, (which became the USFL) and the Alabama Airborne of the now defunct Major League Football

CAREER BACKGROUND:

| Season | Team/School | Position/Title |
|-----------|-----------------------------|--|
| 2001 | Buffalo Bills NFL | Pro Personnel Intern |
| 2003-2006 | Austin Wranglers AFL | Director of Operations |
| 2006-2009 | University of Pennsylvania | Director of Football Operations |
| 2009 | Portland State University | Director of Video/Football Operations |
| 2011-2012 | Hartford Colonials UFL | Chief of Staff |
| 2013 | Georgia Southern University | Executive Assistant to Head Coach |
| 2014-2016 | Tennessee State University | Director of Football Operations |
| 2017-2018 | Brevard College | Recruiting Coordinator |
| 2019 | Howard University | Director of Video/Football Operations |
| 2019-2020 | Houston Roughnecks XFL | Director of Football Operations |
| 2020-2021 | Spring League Conquerors | Pro Personnel |
| 2022 | Alabama Airborne MLFB | Pro Personnel |
| 2023 | Idaho State University | Special Teams Quality Control/Assistant Football Ops |
| 2024 | Idaho State University | Director of Football Operations |

COACH DYNO:

A veteran of both college and professional football, Daniel “Dynamite” Kuhn first arrived in Pocatello prior to training camp in August 2023. Last season he served as Special Teams Quality Control and was elevated by Cody Hawkins to Director of Football Operations in January 2024 with fiduciary responsibilities, coordinating team travel, and day-to-day logistics of the football program.

Most recently Dynamite spent time in the 2020 version of the XFL serving on the league wide competition committee as Director of Football Operations under June Jones for the undefeated Houston Roughnecks. He has spent time as Director of Football Operations on the East Coast (University of Pennsylvania, Howard University, Hartford Colonials of the United Football League) on the West Coast (Portland State under Jerry Glanville), and worked in D-III where he served as Recruiting Coordinator for Brevard College in North Carolina from 2017-2019.

While at Georgia Southern Dynamite had construction oversight of a football specific endzone complex, helped the program transition from FCS to FBS, and was part of the staff that defeated Florida in Gainesville. At Tennessee State, Dynamite negotiated a nonconference game against Georgia State and orchestrated a Pro Day that had more TSU players drafted than any other school in Tennessee with back-to-back multiple FCS draft picks. Recruiting classes under his tenure at Penn accounted for Ivy League titles in 3 out of the next 4 years He began his career as a pro personnel intern with the Buffalo Bills.

In addition, Dynamite has served on five different all-star coaching staffs including the NFL affiliated East West Shrine Game on three separate occasions (2013, 2014 opposite future Bengals colleague Keith Price , 2016) working with future NFL/CFL players OT Terron Armstead, OG Laurent Duvernay-Tardif, and quarterbacks Jimmy Garoppolo, Collin Klein, and Vernon Adams. A native of Zachary, Louisiana he graduated from Nicholls State University, where he was a competitive powerlifter, and added a Certificate of Leadership from e-Cornell in 2022. He is a proud member of the Hispanic Texas High School Football Coaches Association.



JACOB THOMAS

RUNNING BACKS



AT A GLANCE:

- Former offensive linemen playing under NFL Hall of Famer, Jackie Slater
- Served on a Hawaii staff that finished tied second in the WAC Western division and accepted a bowl bid
- Previous Big Sky Coaching experience at Cal Davis
- Helped Lenoir Rhyne to a 8-3 record
- Selected to attend the 2015 NCAA Career in Sports Forum

CAREER BACKGROUND:

| Season | Team/School | Position/Title |
|-----------|--------------------------|-----------------------------------|
| 2016-2018 | Azusa Pacific University | Tight Ends Coach |
| 2018 | University of Hawaii | Graduate Assistant Offensive Line |
| 2019-2020 | Azusa Pacific University | Offensive Line/Camp Coordinator |
| 2021 | University of Cal Davis | Quality Control Offensive Line |
| 2022 | Lenoir-Rhyne University | Offensive Line |
| 2023 | Idaho State University | Running Backs |

COACH THOMAS:

As a player at Azusa Pacific, Coach Thomas made 39 appearances and started 28 games while facing injury setbacks after appearing in 8 contests as a true freshman. His position coach was an NFL Hall of Famer, Jackie Slater, and despite injury obstacles Jake Thomas immediately went into coaching following graduation starting off as a Tight Ends Coach at his alma mater.

An opportunity to learn the Run-N-Shoot offense came next at the University of Hawaii, where he assisted with the offensive line unit that lead the FBS in passing under Head Coach, Nick Rolovich. Coach Thomas was part of the staff that went to the Hawaii Bowl, the first winning Hawaii season since 2010.

Coach Thomas returned to Azusa Pacific in 2019 as offensive line coach working not only with the linemen but having input in the run game coordination and overseeing camps and clinics. After 55 years Azusa Pacific ended its football program and Coach Thomas moved on to California Davis.

With Cal Davis, the team finished ranked #13 in FCS football and three members of the offensive line went on to All-Big Sky Conference honors. The team averaged 33.2 points per game with 226.4 rushing yards per game. Coach Thomas headed East next to Hickory, North Carolina to perennial D2 playoff contender Lenoir-Rhyne University.

Despite an 8-3 record, LR narrowly missed out on a playoff bid and Coach Thomas would move onto Idaho State in 2023. With the Bengals, Thomas leads the running back room and is also the academics liaison for the football program. He is married to his wife, Katie, and the couple welcomed their first son, Weston, in November of 2023.



NICK ALAIMALO

INSIDE RECEIVERS



AT A GLANCE:

- Phonetic pronunciation is Al-uh-ih-mal-oh
- Played both fullback and linebacker at New Mexico Highlands. Went onto play professional with the New Mexico Wildcats in the American Indoor Football league
- 2015 Minority Internship with the Kansas City Chiefs
- Has vast experience with special teams, also worked with defensive backs, and held Recruiting Coordinator title at Snow Community College
- Worked for Hall of Famer Dennis Erickson both at the college level and in the pros

CAREER BACKGROUND:

| Season | Team/School | Position/Title |
|-----------|--------------------------|---|
| 2009-2010 | New Mexico Highlands | Graduate Assistant Running Backs |
| 2010-2012 | Arizona State University | Offensive Quality Control/Running Backs |
| 2012-2013 | University of Utah | Quality Control/Cornerbacks and Special Teams |
| 2014-2016 | University of Utah | Special Teams |
| 2016-2017 | University of Utah | Graduate Assistant Offensive Analyst |
| 2017-2018 | Snow Junior College | Defensive Coordinator/DB's/Special Teams |
| 2018-2019 | Salt Lake Stallions AAF | Running Backs Coach |
| 2019-2022 | Robert Morris University | Run Game Coordinator/RB's/Special Teams |
| 2022 | Idaho State University | Running Backs Coach/Associate Special Teams |
| 2023 | Idaho State University | Inside WR's Coach/Associate Special Teams |

COACH NICK:

Originally arriving to Pocatello, ID in March of 2022, Coach Nick has been instrumental in slot wide receiver production and working specifically with the shield in punt protection while assisting with all aspects of special teams.

After playing linebacker and running back at New Mexico Highlands, he moved into the coaching ranks at his alma mater assisting in running back development. In 2010, he joined Arizona State beginning his long-standing relationship with Dennis Erickson and helping the Sun Devils to a Las Vegas Bowl berth.

In 2012, he joined the Utah Utes working with a cornerback group that combined for 21 pass deflections, 4 interceptions, and 4 forced fumbles. As his time progressed at Utah, he began working with the return game and help produce a Pac 12 All-American. Coach Erickson joined the Utes in 2013 as Co-Offensive Coordinator and Coach Nick moved into a Graduate Assistant role to focus on running backs. Under Erickson's offense, Utah had four running backs combine for 1,450 yards while also having a running back being the 2nd leading receiver with 37 catches. Two running backs were selected in the NFL draft.

Coach Nick was selected for the Bill Walsh Diversity Fellowship and assigned to the Kansas City Chiefs, working directly with Assistant Head Coach, Eric Bieniemy, throughout training camp and preseason games.

After leaving the University of Utah, Coach Nick spent two seasons as Defensive Coordinator at Snow Junior College overseeing a defense that ranked #2 nationally, with the #1 run defense, along with holding opponents to 17 points a game. An opportunity to work in the pros came next, working under Coach Erickson with the Salt Lake Stallions of the now defunct Alliance of American Football. In the AAF, Coach Nick mentored two former NFL veterans and had the 3rd leading rusher in the league.

After the AAF, Coach Nick headed East to work at Robert Morris University, located outside of Pittsburg, PA, where he served as Run Game Coordinator and Special Teams Coordinator where he had 7 punts inside the 20-yard line, a punt return average of 12.4 yards along with a 18.5 kick return average. He also developed an All-Conference running back, two players in the top 10 in rushing in conference, and 7 touchdowns between six different running backs before joining the Bengals.

In his first season at Idaho State, as running backs coach, he had 1,248 rushing yards between five different backs accounting for 7 touchdowns and adding 339 receiving yards. Moving to slot receivers in 2023, Coach Nick tutored Chedon James to All Big Sky honors, leading the country in receptions and being a Walter Payton Award Finalist, the highest award in FCS football.

A former prep player at vaunted Long Beach Poly, Nick Alaimalo, is a native of Carson, CA and will evaluate and filter the California Junior College system. In addition, with five previous years living and recruiting in Utah, Coach Nick will lead Bengal recruiting efforts in the "Crossroads of the West" specifically the Eastern portions of Salt Lake City to Provo. He is married to his wife Joi and they have a daughter, Kaleah.



SCOTT THIESSEN

SAFETIES / SPECIAL TEAMS



AT A GLANCE:

- Playing experience at every position in the defensive secondary
- Earned academic All-American honors in both junior college and FCS football
- Experience as an educator, coach, and coordinator
- Previous head coaching experience at the military prep level

CAREER BACKGROUND:

| Season | Team/School | Position/Title |
|-----------|------------------------|---|
| 2004 | Modesto Junior College | Cornerbacks Coach |
| 2006-2011 | Chapman University | Secondary Coach |
| 2012-2019 | Air Force Academy Prep | Head Coach/Defensive Coordinator/DB's |
| 2020-2022 | Lamar University | Outside Linebackers/Special Teams Coordinator |
| 2023 | Idaho State University | Safeties Coach |
| 2024 | Idaho State University | Safeties |

COACH THIESS:

Modesto, California native, Scott Thiessen originally started his playing career at Modesto Junio College before transferring to Youngstown State. An academic All-American twice over, he began his coaching career with Modesto before joining Chapman University where he coached both corners and safeties over the course of six seasons before embarking on an eight-year tenure in Colorado.

Located on the campus of the United States Air Force Academy in Colorado Springs, the Prep School is a post high school secondary education realm designed for potential cadets for the Air Force and United State Space Force. As AF Prep Head Coach, the main objective is retention and player development. Under Coach Thiessen's tutelage he maintained a 67% retention rate, sending 70% of the roster to the Air Force Academy, an astounding success rate considering a new 55-man roster would arrive every season. Overseeing a staff of 8-12 coaches, a combination of both civilian and military personnel, during his time Coach Thiess coached Outside Linebackers (2012), Defensive Line (2013), and Defensive Backs (2014-2015) whilst also calling defensive plays and coordinating special teams.

In 2020, Thiess joined Lamar University in Beaumont, TX and had recruiting responsibilities in Northeast Dallas metro, Northeast Texas to Shreveport, LA and the Kansas Junior College system. His special team units lead the WAC in kickoffs, averaging 28.25 yard per return with 2 touchdowns, had a net punting average of 38.7 yards, and was top 20 in FCS in punt returns while adding a block punt. Under his guidance, the Outside Linebackers led the team in tackles for loss and sacks.

With Idaho State's 3-3-5 defense, Coach Thiess has responsibility of the field, boundary, and deep middle safety affectionally referred to as the "stripes" for the Bengals. In between coaching stints, he utilized his Masters of Arts in Special Education to teach in elementary school and middle school. Scott Thiessen is married to his wife, Alayne, and they have two sons, Carter and Ryder.





JOHN HUGHES

OFFENSIVE LINE



AT A GLANCE:

- Began his playing career at Western Washington before finishing at Humboldt State as a three-year starter on the offensive line earning All-Conference honors his junior and senior season
- Maintained a 4.0 GPA while obtaining his Master Degree at Akron while also helping the Zips attain #1 run defense in MAC and #3 in the nation against the run
- 2014 selection for the NCAA Future Football Coaches Academy
- Experience coaching on both sides of the ball with years of recruiting the Inland Empire
- Elevated to Co-Offensive Coordinator at Utah Tech only surrendering six sacks while coaching an offensive line that averaged 4.8 yards per carry

CAREER BACKGROUND:

| Season | Team/School | Position/Title |
|-----------|------------------------|---|
| 2012-2013 | Humboldt State | Tight Ends Coach |
| 2013-2015 | Sacramento State | Assistant Defensive Line |
| 2015-2016 | Akron University | Graduate Assistant Linebackers |
| 2016-2018 | University of Colorado | Graduate Assistant Offensive Line |
| 2018 | Western Colorado | Offensive Line Coach |
| 2019-2022 | Utah Tech University | Offensive Line/Run Game Coordinator |
| 2023 | Utah Tech | Co-Offensive Coordinator/Offensive Line |

COACH HUGHES:

A technician rooted in offensive line fundamentals, John Hughes joined the Bengals in December of 2023.

Following his playing career at Humboldt State, he immediately joined the staff as a Tight Ends Coach. He then switched sides of the ball, working as Defensive Line assistant in the Big Sky Conference at Sacramento State for two seasons before moving onto the Akron Zips. With Akron he helped a staunch defense win the Famous Idaho Potato Bowl.

A Power Five opportunity came next as Coach Hughes settled into his forte of offensive line play. With the Colorado Buffaloes, he helped the team achieve the most wins since 2001 while assisting in recruiting offensive lineman across the country. His first full-time assignment was with Western Colorado where he orchestrated run game and pass protection drill work along with working on game preparation specializing in opponent front 7 with focus on stunts and pressures.

In 2019, he joined Dixie State (now Utah Tech) helping mentor three all-conference players in the RMAC and when Utah Tech moved to the WAC he helped another player obtain all-conference honors. His 2019 offensive line paved the way for the Trailblazer's career rushing touchdown leader and helped set a single-season record of 31 touchdowns. In Utah Tech inaugural FCS season in 2021, the offensive line protection only allowed six sacks in 194 pass attempts and opened up the ground game averaging 122.4 rushing yards to complement a Blazers offense that averaged 420.8 offensive yards per game. He added Co-Offensive Coordinator responsibilities in his final season with Utah Tech.

Born in Redlands, CA he competed as both a wrestler and on the gridiron at Redlands High School. A noted California recruiter, he has experience in Orange County, the Inland Empire, and the vaunted California Junior Colleges. He is married to his wife Kercia and they have three children.



DEVIN HOLIDAY

CORNERS



AT A GLANCE:

- Four-year letterman at Arizona with three bowl appearances (Advocare, Fiesta, New Mexico)
- Experience in high school, D2, and D-III
- Was on the staff with the Fighting Illini when they went to the Redbox Bowl
- Previously held titles of Pass Game Coordinator and Recruiting Coordinator

CAREER BACKGROUND:

| Season | Team/School | Position/Title |
|--------|-------------------------|---|
| 2017 | Mission Hills Valley HS | Secondary Coach |
| 2018 | Ohio Wesleyan | Cornerbacks Coach |
| 2019 | University of Illinois | Defensive Analyst |
| 2020 | Lake Erie College | Secondary/Defensive Pass Game Coordinator |
| 2021 | Ashland University | Safeties/Defensive Pass Game Coordinator |
| 2022 | Idaho State University | Safeties/Recruiting Coordinator |
| 2023 | Idaho State University | Cornerbacks Coach |

COACH HOLLIDAY:

With 38 appearances at both safety and cornerback during his time at Arizona, Devin Holliday was part of a team that won the Pac-12 South Division and made three bowl games.

Coach Holliday began his coaching career in his native San Diego, spending a season coaching the secondary at Mission Hills Valley High School overseeing both corner and safeties before moving onto the college coaching ranks in Ohio.

With Ohio Wesleyan in D-III, he mentored two all-conference cornerbacks and help engineer the #1 pass defense in the conference. A one-year stint in the Big 10 followed at the University of Illinois, working closely with the defensive backs under former NFL Head Coach, Lovie Smith and the vaunted “Tampa 2” Defense. Coach Holliday also spent time in the D2 ranks at Lake Erie College and Ashland University working in the secondary and providing Defensive Pass Game coordination.

He joined Idaho State in 2022 working originally with safeties before transitioning to cornerbacks in 2023.





KEITH PRICE

WIDE RECEIVERS



AT A GLANCE:

- Undrafted free agent with the Seattle Seahawks
- CFL playing experience, AAF
- Earned academic All-American honors in both junior college and FCS football
- Experience as an educator, coach, and coordinator

CAREER BACKGROUND:

| Season | Team/School | Position/Title |
|--------|-------------------|-----------------------------------|
| 2018 | Lynwood HS | QB Coach |
| 2018 | LA Pierce College | QB Coach |
| 2021 | Boise State | Recruiting Assistant |
| 2022 | Boise State | Wide Receivers Graduate Assistant |
| 2023 | Idaho State | Outside WR Coach |

COACH KP:

After a decorated career as a three-year starting quarterback the University of Washington, twice being nominated for the Davey O'Brien award along with being a finalist for the coveted Johnny Unitas Golden Arm award, Keith "KP" Price also received two All-Pac 12 Honorable mentions during his time with the Huskies. He then went on to play professionally for four seasons in the Canadian Football League most notably with the Saskatchewan Roughriders and the British Columbia Lions before finishing his pro career in the Alliance of American Football with the Birmingham Iron. Returning to his native California, KP began his coaching career in the high school ranks before beginning his college coaching career at LA Piece College. His next foray came in the recruiting ranks at Boise State where he identified and evaluated both high school and transfer portal students. In addition to updating recruiting boards for the staff, he helped net a highly ranked recruiting class for Boise State. He was elevated to WR's GA the next season and had pass game drawings, film breakdown, opponent scout cards in addition to assisting with coaching the wideouts which proved vital in his foray as he joined the Idaho State Bengals in 2023.



CODY CRAWFORD

DEFENSIVE LINE



- Three-year letterman at Albion College, two MIAA championships in is playing career, and two trips to the D-III playoffs
- Team Captain his senior year, tied a school record for most receiving touchdowns in a game
- Worked alongside Josh Runda at the University of Indianapolis
- Added Recruiting Coordinator title while coaching Defensive Line at Allegheny College

CAREER BACKGROUND:

| Season | Team/School | Position/Title |
|-----------|-----------------------------|---|
| 2015 | Albion College (MI) | Running Backs Coach |
| 2016-2017 | University of Indianapolis | Running Backs Coach/Assistant Video Coordinator |
| 2018 | Allegheny College (PA) | Running Backs Coach |
| 2019-2020 | Allegheny College (PA) | Defensive Line |
| 2020 | Allegheny College (PA) | Recruiting Coordinator/Defensive Line |
| 2021-2023 | Central Michigan University | Offensive Quality Control |
| 2024 | Idaho State University | Defensive Line Coach |

COACH CRAW:

With coaching experience on both sides of the ball, Cody Crawford arrived in Pocatello prior to spring football practices in 2024. A former record setting player at D-III Albion College in his native Michigan, following his playing career he immediately joined the coaching ranks at his alma mater. As running backs coach at Alleghany, he helped two players to all-conference honors while ranking second in the nation in total offense (560 yards per game) and sixth in scoring offense (47 point per game). Coach Craw then moved onto D2 University of Indianapolis, serving on the same staff as Bengals Defensive Coordinator Josh Runda , where he coached a pair of All conference performers, one attained conference rookie of the year, and helped lead the ground game to averaging 230 yards per game with 27 touchdowns to help an offense average 38.2 point per game. UIndy were crowned conference champions during his tenure with an 11-1 record and made a D2 playoff appearance before a Group of Five opportunity presented itself. Joining the Central Michigan Chippewas in 2021, Coach Craw served as Offensive Quality Control under Head Coach Jim McElwain. Finishing co-champions of the Mid-Conference West division, the 2021 Chippewas went onto defeat Washington State in the Sun Bowl. Growing up in East Lansing, Coach Crawford's primary focus will be on defensive line play. His forte in offensive game planning will be valuable for the Idaho State defense.



KOLNEY KASSEL

QUARTERBACKS



AT A GLANCE:

- Playing experience at Sacramento State, Southern Methodist University, and University of Hawaii
- Exposed to the West Coast, Run N Shoot and Air Raid styles of offense
- Spent a season coaching his younger brother as Offensive Coordinator at West Valley High School leading the State of Washington in passing yards
- Also has Wide Receiver coaching experience

CAREER BACKGROUND:

| Season | Team/School | Position/Title |
|-----------|------------------------|------------------------------|
| 2019-2020 | Hawaii | Offensive Graduate Assistant |
| 2020-2021 | Washington State | Offensive Quality Control |
| 2022 | West Valley HS | Offensive Coordinator |
| 2023 | Utah Tech | Inside Wide Receivers |
| 2024 | Idaho State University | Quarterbacks |

COACH CASSEL:

A former well-traveled quarterback, Cassel began his college career at Southern Methodist University playing for one of the preeminent proponents of the Run N Shoot offense, June Jones. While at SMU he was also mentored by Offensive Coordinator, Hal Mumme credited with the rapid-fire Air Raid Offense. After a redshirt season, he started a game against Texas A&M, but injuries limited him in to five games in 2014 and head coaching change he moved onto the Big Sky Conference playing for Sacramento State for three seasons where he ventured into West Coast offensive principles. With a year of eligibility left, he transferred to Hawaii in 2018 where he played for another Run N Shoot disciple, Nick Rolovich. Upon finishing his playing career, he immediately joined the coaching ranks beginning as an Offensive Graduate Assistant for Coach Rolovich.

At Hawaii, Cassel was part of an offensive staff that produced the #3 passing attack in the nation, the #1 ranked total offense and #1 ranked passing attack in the Mountain West Conference. He worked closely with quarterback Cole McDonald, who ended up becoming a 7th round draft pick by the Tennessee Titans.

When Rolovich left Hawaii for Washington State, Cassel accompanied him to the mainland ascending to Offensive Quality Control in Pullman, Washington. Deploying the Run N Shoot in the Pac-12, Wazzu would end up #3 in passing yards per game and #3 in total passing yards. Cassel then spent the 2022 season in the high school ranks as Offensive Coordinator at West Valley High School and lead the State of Washington in total passing. Coaching his younger brother at quarterback, Cassel orchestrated an offense with Air Raid offense mixed with Run N Shoot passing concepts to develop three receivers in the top 25 in the state, lead the state with 372.8 passing yards per game, and a QB rating of 116.

Most recently Coach Cassel was part of the Utah Tech staff alongside fellow Bengal, , and coached the inside wide receivers achieving the 15th ranked passing offense in FCS football. Cassel mentored Jerry Rice Award Finalist, Beau Sparks, before arriving to Idaho State in February of 2024.

A native of Yakima, WA Cassel earned his Communication degree from Sacramento State in 2017 and completed his Master's from Grand Canyon in 2020. He is married to his wife, Adysen, and resides in Pocatello, ID.



ISAIAH LEE

ASSISTANT DEFENSIVE LINE COACH



AT A GLANCE:

- Academic All-Big 12 first team in 2022, second team in 2020 and 2021
- Big 12 honorable mention in 2020
- Made Big 12 Commissioner’s Honor roll in Spring of 2022 and Fall of 2022
- 12 game starter in 2022 with 22 tackles, 1.5 tackles for a loss, and a field goal block

CAREER BACKGROUND:

| Season | Team/School | Position/Title |
|--------|------------------------|--------------------------------|
| 2024 | Idaho State University | Assistant Defensive Line Coach |

COACH ZAY:

A former nose tackle in the 3-3-5 defense for the Iowa State Cyclone, Isaiah “Zay” Lee joined the Idaho State coaching staff prior to spring football practice in 2024. Logged 39 games, with 25 starts, during his playing career in Ames, Iowa the former Chicago native was an integral part of the Cyclones defensive line. In the Cheez-It Bowl, Zay Lee registered 0.5 sacks and had a career high in tackles against Clemson. He will bring his playing experience, working in tandem with Cody Crawford to elevate defensive line play for the Bengals while honing in on local recruiting efforts and helping to identify Junior College defensive linemen.



DAN HAWKINS

DIRECTOR OF PLAYER DEVELOPMENT



Coach Dan Hawkins

- Played fullback for legendary UC Davis head coach Jim Sochor from 1981-82
- Member of the 1982 football team that advanced to the NCAA Division II Championship after winning the 12th of 20 consecutive conference titles
- First-generation college student
- Served as an assistant coach for his mentor, Sochor, from 1983-85
- Graduated from UC Davis in 1984 with a bachelor's degree in physical education
- Earned a master's degree in educational administration from Saint Mary's (Calif.) College in 1993
- First college head coaching opportunity took place at Willamette University
- That football program, one that enjoyed just three winning seasons in the eight prior to Hawkins' arrival, posted a combined 39-12-1 mark during his tenure (1993-97)
- Included in that winning overall record is a pair of 5-0 conference records, a 13-1 overall record and NAIA national runner-up finish in 1997
- Turned Boise State from a "school with the blue football turf" into a perennial national power as its head coach from 2001-05
- During the Hawkins era, the Broncos posted a 56-11 overall record, which included a 37-3 record and 31-game win streak in the Western Athletic Conference
- Boise State led the country in scoring (45.6) and total offense (501.5) in 2002
- Hawkins coached 20 All-WAC first-team selections, three All-Americans, and 10 players that played in the NFL
- Coach Hawkins led the Broncos to four WAC titles, collected Coach of the Year honors in 2002 and '04, and ended the 2004 season as a finalist for the Paul "Bear" Bryant College Football Coach of the Year Award
- Took over a rebuilding Colorado (2006-10) program and gained invaluable experience during his tenure with the Big XII Conference
- Remained within the collegiate ranks after Colorado and served as a studio analyst at ESPN before returning to UC Davis



2024 Team Captains



15 CHRISTIAN
FREDERICKSEN



29 CORTLAND
HORTON



6 CALVIN
PITCHER



7 HUNTER
HAYS



1 JOSH
ALFORD





CHRISTIAN FREDERICKSEN

6 - 4 | SENIOR | WIDE RECEIVER



- **FREDERICKSEN ENTERS HIS FOURTH YEAR FOR THE BENGALS IN 2024 AND HIS THIRD AS A STARTING MEMBER OF ISU'S RECEIVER CORPS.**
- **FREDERICKSEN HELPED LEAD THE BENGAL OFFENSE TO THE NO. 1 PASSING OFFENSE IN NCAA D1 FCS LAST SEASON AS HE AVERAGED 14.9 YARDS PER RECEPTION AND SCORED FIVE TOUCHDOWNS FOR THE ORANGE AND BLACK.**
- **FREDERICKSEN WAS NAMED ONE OF THE TOP-25 RETURNING WIDE RECEIVERS IN 2024 BY SAM HERDER AND HERO SPORTS**
- **AT THE CONCLUSION OF THE 2023 REGULAR SEASON, FREDERICKSEN RANKED NATIONALLY:**
 - ✓ **30TH IN RECEIVING YARDS, 791 TOTAL YARDS, 4TH IN THE BIG SKY CONFERENCE**
 - ✓ **32ND IN RECEIVING YARDS PER GAME, 71.9 YARDS PER GAME, 4TH IN THE BIG SKY CONFERENCE**
 - ✓ **59TH IN RECEIVING TOUCHDOWNS, 5TH IN THE BIG SKY CONFERENCE**
 - ✓ **74TH IN YARDS PER RECEPTION, 14.92 YARDS PER RECEPTION, 3RD IN BIG SKY CONFERENCE.**

CAREER STATISTICS

| SEASON | TEAM | gp | Scoring | | | | | | | | | |
|---------|------|----|---------|------|-----|-----|-----|------|----|-------|-------|-----|
| | | | td | rush | rcv | ret | pat | 2pat | fg | total | avg/g | |
| 2020-21 | ISU | 6 | 2 | 0 | 2 | 0 | 0 | 0 | 0 | 0 | 12 | 2.0 |
| 2021-22 | ISU | 10 | 0 | 0 | 0 | 0 | 0 | 0 | 0 | 0 | 0 | 0.0 |
| 2022-23 | ISU | 11 | 2 | 0 | 2 | 0 | 0 | 0 | 0 | 0 | 12 | 1.1 |
| 2023-24 | ISU | 11 | 5 | 0 | 5 | 0 | 0 | 0 | 0 | 0 | 32 | 2.9 |

| Receptions | | | | | | | All Purpose | | | | | | |
|------------|-----|----|----|-------|-------|-------|-------------|-----|----|----|----|-------|-------|
| rec | yds | td | lg | rec/g | yds/r | yds/g | rush | rcv | pr | kr | ir | total | avg/g |
| 21 | 248 | 2 | 32 | 3.5 | 11.8 | 41.3 | 0 | 248 | 0 | 0 | 0 | 248 | 41.3 |
| 9 | 120 | 0 | 24 | 0.9 | 13.3 | 12.0 | 0 | 120 | 0 | 0 | 0 | 120 | 12.0 |
| 14 | 217 | 2 | 36 | 1.3 | 15.5 | 19.7 | 0 | 217 | -7 | 0 | 0 | 210 | 19.1 |
| 53 | 791 | 5 | 38 | 4.8 | 14.9 | 71.9 | 0 | 791 | 0 | 0 | 0 | 791 | 71.9 |

Single Game Highs

| Statistic | Value | |
|-----------------------|-------|---|
| Total Passes | 1 | at Idaho 11/18/23 |
| Receptions | 8 | at Utah St. 09/09/23 |
| Receptions Yards | 119 | vs Eastern Wash. 10/14/23 |
| Receptions Touchdowns | 2 | at Utah St. 09/09/23 |
| Longest Reception | 38 | vs Eastern Wash. 10/14/23 |
| Total Tackles | 1 | vs North Dakota 09/04/21, at Northern Ariz. 10/02/21, at Idaho 11/18/23 |



CORTLAND HORTON

6 - 3 | SENIOR | DEFENSIVE END



- HORTON HAS SHOWN STEADY IMPROVEMENT ON THE BENGAL DEFENSIVE LINE OVER THE PAST TWO SEASONS. AFTER LIMITED PLAYING TIME HIS FIRST SEASON, HORTON HAS MADE A NAME FOR HIMSELF THE PREVIOUS TWO YEARS, RACKING UP 82 TACKLES IN 21 GAMES PLAYED SINCE 2022.
- HORTON HAS HELPED LEAD THE BENGAL DEFENSIVE LINE TO A CONTINUAL IMPROVEMENT SINCE THE 2021 SEASON, INCREASING ISU'S TACKLES FOR LOSS FROM 37 IN 2021 TO 62 TOTAL IN THE 2023 SEASON, NEARLY DOUBLING THE TEAMS TOTAL.
- HORTON ENDED THE 2023 SEASON RANKED:

- ✓ 118TH IN SACKS NATIONALLY, 14TH IN THE BIG SKY.
- ✓ 17TH IN TACKLES FOR LOSS IN THE BIG SKY, WITH 10.5 ON THE SEASON.

CAREER STATISTICS

Tackles

| SEASON | TEAM | GP | Tackles | | | | | | | | | Interceptions | Receptions | | | | | | | |
|--------------|------|-----------|-----------|-----------|-----------|----------------|----------|----------|----------|----------|----------|---------------|------------|----------|----------|----------|------------|------------|------------|-----|
| | | | ua | a | total | tfl | pbu | ff | fr | blk | sacks | int | rec | yds | td | lg | rec/g | yds/r | yds/g | |
| 2021-22 | ISU | 7 | 2 | 5 | 7 | 0-0 | 0 | 0 | 0 | 0 | 0 | 0 | 0 | 0 | 0 | 0 | 0 | 0.0 | 0.0 | 0.0 |
| 2022-23 | ISU | 11 | 12 | 26 | 38 | 6.5-23 | 0 | 0 | 0 | 0 | 2 | 0 | 0 | 0 | 0 | 0 | 0.0 | 0.0 | 0.0 | |
| 2023-24 | ISU | 10 | 15 | 29 | 44 | 7-31 | 0 | 0 | 0 | 0 | 4 | 0 | 0 | 0 | 0 | 0 | 0.0 | 0.0 | 0.0 | |
| TOTAL | | 28 | 29 | 60 | 89 | 13.5-54 | 0 | 0 | 0 | 0 | 6 | 0 | 0 | 0 | 0 | 0 | 0.0 | 0.0 | 0.0 | |

Single Game Highs

| Statistic | Value | |
|------------------------|-------|--|
| Total Tackles | 7 | vs Northern Ariz. 10/22/22, vs UC Davis 11/11/23 |
| Total Sacks | 1 | 6 times |
| Total Tackles For Loss | 2 | vs Northern Colo. 09/23/23, vs Central Ark. 09/17/22 |





2024 TEAM CAPTAINS

HUNTER HAYS

6 - 4 | SENIOR | QUARTERBACK



- HAYS ENTERS HIS FINAL YEAR AS A LEADER OF THE BENGAL OFFENSE IN 2024.
- AFTER MOVING INTO A QUARTERBACK SPECIALIST ROLE RATHER THAN A PURE STARTER, HAYS HAS KICKSTARTED THE BENGALS RED-ZONE OFFENSE UNDER HAWKINS SCHEME.
- HAYS RAN FOR 2034 YARDS IN 2023. RUSHING FOR 6 TOUCHDOWNS, INCLUDING THE GAME LEADING TD TO PUT THE BENGALS UP 42-41 OVER EWU IN THE BENGALS' COMEBACK.
-
- ✓ RESPONSIBLE FOR 15 TOUCHDOWNS IN 2023 (6 RUSHING AND 9 PASSING)
- ✓ AS A QB, RANKED 76TH IN THE FCS IN RUSHING TOUCHDOWNS IN 2023

CAREER STATISTICS

Rushing and Passing

| SEASON | TEAM | gp | Rushing | | | | | | Passing | | | | | | | |
|--------------|------|-----------|------------|------------|----------|-----------|------------|-------------|-------------------|-------------|-----------|-----------|-------------|-------------|--------------|--------------|
| | | | att | yds | td | lg | avg/c | avg/g | comp-att-int | yds | td | lg | pct | avg/p | avg/g | effic |
| 2020-21 | ISU | 4 | 0 | 0 | 0 | 0 | 0.0 | 0.0 | 0-0-0 | 0 | 0 | 0 | 0.0 | 0.0 | 0.0 | 0.0 |
| 2021-22 | ISU | 9 | 69 | 96 | 0 | 22 | 1.4 | 10.7 | 92-169-7 | 1066 | 6 | 71 | 54.4 | 11.6 | 118.4 | 110.9 |
| 2022-23 | ISU | 8 | 71 | 238 | 1 | 32 | 3.4 | 29.8 | 125-197-6 | 1251 | 5 | 71 | 63.5 | 10.0 | 156.4 | 119.1 |
| 2023-24 | ISU | 11 | 61 | 234 | 6 | 37 | 3.8 | 21.3 | 89-141-5 | 882 | 9 | 39 | 63.1 | 9.9 | 80.2 | 129.6 |
| TOTAL | | 32 | 201 | 568 | 7 | 37 | 2.8 | 17.8 | 306-507-18 | 3199 | 20 | 71 | 60.4 | 10.5 | 100.0 | 119.3 |

Scoring and Total Offense

| SEASON | TEAM | gp | Scoring | | | | | | | | | Total Offense | | | | |
|--------------|------|-----------|----------|----------|----------|----------|----------|----------|----------|----------|-----------|---------------|------------|-------------|-------------|--------------|
| | | | td | rush | rcv | ret | pat | 2pat | fg | total | avg/g | rush | pass | total | avg/g | |
| 2020-21 | ISU | 4 | 0 | 0 | 0 | 0 | 0 | 0 | 0 | 0 | 0 | 0.0 | 0 | 0 | 0 | 0.0 |
| 2021-22 | ISU | 9 | 0 | 0 | 0 | 0 | 0 | 0 | 0 | 0 | 0 | 0.0 | 96 | 1066 | 1162 | 129.1 |
| 2022-23 | ISU | 8 | 1 | 1 | 0 | 0 | 0 | 0 | 0 | 0 | 6 | 0.8 | 238 | 1251 | 1489 | 186.1 |
| 2023-24 | ISU | 11 | 6 | 6 | 0 | 0 | 0 | 0 | 1 | 0 | 36 | 3.3 | 234 | 882 | 1116 | 101.5 |
| TOTAL | | 32 | 7 | 7 | 0 | 0 | 0 | 0 | 1 | 0 | 42 | 1.3 | 568 | 3199 | 3767 | 117.7 |

| Statistic | Value | |
|------------------------|-------|--|
| Rushing Attempts | 21 | vs Northern Ariz. 10/22/22 |
| Rushing Yards Net | 93 | at Portland St. 10/21/23 |
| Rushing Touchdowns | 2 | at Portland St. 10/21/23 |
| Longest Rushing | 37 | at Portland St. 10/21/23 |
| Total Passes | 40 | at Northern Ariz. 10/02/21 |
| Completed Passes | 25 | vs Central Ark. 09/17/22, at Northern Colo. 09/24/22 |
| Passes Yards | 284 | vs Central Ark. 09/17/22 |
| Touchdowns from passes | 2 | 4 times |
| Longest Pass | 71 | vs UC Davis 10/09/21, vs Cal Poly 10/15/22 |
| Receptions | 1 | vs Weber St. 10/30/21 |
| Total Tackles | 1 | vs Sacramento St. 09/25/21 |



JOSH ALFORD

5 - 10 | SENIOR | CORNER



- ALFORD ENTERS HIS FINAL YEAR FOR THE BENGALS LEADING THE IDAHO STATE DEFENSIVE BACKS
- HAD A CAREER-HIGH 51 TOTAL TACKLES WITH 26 UNASSISTED AND 25 TACKLE ASSISTS
- AGAINST NORTHERN COLORADO, HAD A 60 YARD CHASE DOWN TACKLE THAT RESULTED IN A TOUCHBACK, SAVING A TOUCHDOWN IN THE ISU WIN AND GARNERING NATIONAL ATTENTION ON ESPN AND CBS SPORTS.

✓ RANKED 20TH IN THE BIG SKY IN PASSES DEFENDED IN 2023, WITH 7 BREAKUPS.

CAREER STATISTICS

| All Purpose | | | | | | |
|-------------|----------|----------|----------|-----------|-----------|------------|
| rush | rcv | pr | kr | ir | total | avg/g |
| 0 | 0 | 0 | 0 | 17 | 17 | 2.8 |
| 0 | 0 | 0 | 0 | 0 | 0 | 0.0 |
| 0 | 0 | 0 | 0 | 6 | 6 | 0.5 |
| 0 | 0 | 0 | 0 | 0 | 0 | 0.0 |
| 0 | 0 | 0 | 0 | 23 | 23 | 0.6 |

Tackles

| SEASON | TEAM | GP | Tackles | | | | | | | | Interceptions | Receptions | | | | | | | |
|--------------|------|-----------|-----------|-----------|------------|-------------|-----------|----------|----------|----------|---------------|------------|----------|----------|----------|----------|------------|------------|------------|
| | | | ua | a | total | tfl | pbu | ff | fr | blk | sacks | int | rec | yds | td | lg | rec/g | yds/r | yds/g |
| 2020-21 | ISU | 6 | 16 | 5 | 21 | 0-0 | 3 | 0 | 1 | 0 | 0 | 1 | 0 | 0 | 0 | 0 | 0.0 | 0.0 | 0.0 |
| 2021-22 | ISU | 10 | 13 | 11 | 24 | 0-0 | 7 | 0 | 0 | 0 | 0 | 1 | 0 | 0 | 0 | 0 | 0.0 | 0.0 | 0.0 |
| 2022-23 | ISU | 11 | 38 | 9 | 47 | 1-2 | 9 | 0 | 0 | 0 | 0 | 1 | 0 | 0 | 0 | 0 | 0.0 | 0.0 | 0.0 |
| 2023-24 | ISU | 11 | 26 | 25 | 51 | 2-10 | 7 | 2 | 0 | 0 | 0 | 0 | 0 | 0 | 0 | 0 | 0.0 | 0.0 | 0.0 |
| TOTAL | | 38 | 93 | 50 | 143 | 3-12 | 26 | 2 | 1 | 0 | 0 | 3 | 0 | 0 | 0 | 0 | 0.0 | 0.0 | 0.0 |

Single Game Highs

| Statistic | Value | |
|------------------------|-------|---|
| Total Tackles | 11 | at Sacramento St. 10/28/23 |
| Total Tackles For Loss | 1 | vs Central Ark. 09/17/22, at Sacramento St. 10/28/23 |
| Total Interceptions | 1 | vs Eastern Wash. 03/13/21, vs UC Davis 10/09/21, vs Cal Poly 10/15/22 |





CALVIN PITCHER

6 - 1 | SENIOR | SAFETY



- CALVIN PITCHER HAS CEMENTED HIMSELF AS ONE OF THE TOP SAFETIES IN THE BIG SKY CONFERENCE AS HE HEADS INTO HIS SENIOR SEASON WEARING THE ORANGE AND BLACK.
- PITCHER FINISHED THE 2023 SEASON RANKED 4TH IN THE CONFERENCE IN TACKLES AVERAGING 7.9 PER GAME ON THE SEASON
- AGAINST THE BEARS ON 09/23, PITCHER HAD A CAREER HIGH 13 TOTAL TACKLES, LEADING THE TEAM TO THE HOMECOMING VICTORY

✓ #4 IN BIG SKY IN TACKLES

✓ #59 NATIONALLY IN TACKLES PER GAME AT 7.9 AVERAGE

CAREER STATISTICS

Tackles

| SEASON | TEAM | GP | Tackles | | | | | | | | | Interceptions | Receptions | | | | | | |
|--------------|------|-----------|-----------|-----------|------------|------------|----------|----------|----------|----------|----------|---------------|------------|----------|----------|------------|------------|------------|-------|
| | | | ua | a | total | tfl | pbu | ff | fr | blk | sacks | int | rec | yds | td | lg | rec/g | yds/r | yds/g |
| 2021-22 | ISU | 9 | 7 | 9 | 16 | 0-0 | 1 | 0 | 0 | 0 | 0 | 0 | 0 | 0 | 0 | 0 | 0.0 | 0.0 | 0.0 |
| 2022-23 | ISU | 10 | 37 | 25 | 62 | 0-0 | 1 | 1 | 1 | 0 | 0 | 0 | 0 | 0 | 0 | 0.0 | 0.0 | 0.0 | |
| 2023-24 | ISU | 11 | 46 | 41 | 87 | 3-8 | 1 | 2 | 0 | 0 | 0 | 1 | 0 | 0 | 0 | 0.0 | 0.0 | 0.0 | |
| TOTAL | | 30 | 90 | 75 | 165 | 3-8 | 3 | 3 | 1 | 0 | 0 | 1 | 0 | 0 | 0 | 0.0 | 0.0 | 0.0 | |

Single Game Highs

| Statistic | Value | |
|------------------------|-------|---|
| Total Tackles | 13 | vs Northern Colo. 09/23/23 |
| Total Tackles For Loss | 1 | vs UNI 09/16/23, at Portland St. 10/21/23 |
| Total Interceptions | 1 | at Sacramento St. 10/28/23 |



ADRIAN RODRIGUEZ

(#0) LB

Jr / 6-1
Hesperia, CA
NMSU

Idaho State (2023)

Appeared in all 11 of the Bengals' games in the 2023 season... Had 21 total tackles with 15 unassisted... Had six tackles for loss during the season... Against Montana on 9/30 had a season-best five tackles and two tackles for loss.



JORDAN COOKE

(#1) QB

Jr / 6-4
Santa Rosa, CA
Diablo Valley CC

Idaho State (2023)

Joined the Bengals for the 2023 season after transferring from Diablo Valley CC... Helped lead the Bengals to the #1 passing offense in the nation in 2023... Had the #4 passing average per game in the Big Sky with 2453 yards on the season going 209-355-13... Threw 12 touchdown passes on the season... Had a DI career-long pass of 65 yards against Eastern Washington as he helped lead the Bengals to a comeback victory on 10/14/23. Also set his career-high in single-game passing yards in the same game with 389 in the game... Against Montana on 09/30/2023 had a career-high 31 pass completions.



AARON BLANCAS

(#4) WR

Sr / 5-9
Selma, CA
Fresno City CC

Idaho State (2023)

Joined the Bengals for the 2023 season from Fresno City CC... Appeared in 11 games... Had 117 receiving yards and 60 punt return yards on the season... scored a receiving touchdown in the Bengals comeback victory over Eastern Washington on 10/14/23... At Portland State on 10/21/23 had a career-long 40 yard punt return.



JOSH ALFORD

(#1) CB

Sr / 5-10
Long Beach, CA
St. John Bosco HS

Idaho State (2023)

Appeared in all 11 games for the Bengals in 2023... Had a career-high 51 total tackles with 26 unassisted and 25 tackle assists... Had two tackles for loss for 10 yards total... had seven pass break ups... Against the Sacramento State Hornets on 10/28/23 had a career-high 11 tackles in the game.

Idaho State (2022)

Appeared and started in all 11 games serving as a first-year Team Captain... notching career high 38 solo tackles... 47 total tackles... one interception... one tackle for loss... and an astounding 10 pass breakups.

Idaho State (2021)

Appeared and started in 10 games ... had 24 tackles ... one interception vs. UC Davis ... had seven pass breakups ... had a season-best four tackles vs. Sac State, NAU, Cal Poly.

High School

Three-years academic high honor roll ... awarded top student junior year in US history ... SJB Scholar Athlete patch all four years of high school ... 3.6 GPA ... team captain ... 2019 high school football national champion ... 2019 CIF Southern Section and State Champion ... All-CIF Div. 1 ... Max-Preps Second-Team All-State ... Long Beach Press Telegram first-team defense ... first-team All-Trinity League ... active in community with South LA community clean up with Greater Cornerstone Baptist Church.



TYLOR BOHANNON

(#2) CB

Sr / 6-2
North Sacramento, CA
Montana State

Idaho State (2023)

Appeared in all 11 games for the Bengals in 2023... Had a career-high 29 tackles on the season with 21 solo tackles... Against Portland State on 10/21/23 had a game-clinching interception allowing the Bengals to kneel out the clock.

Idaho State (2022)

Played in 9 games for the Bengals... Had 21 total tackles with 16 unassisted and five tackle assists... Had one tackle for loss on the season.

Idaho State (2021)

Appeared in seven games, played primarily on special teams ... had three tackles, two coming against Sacramento State.

Montana State (2019)

Redshirted... overcame early-season injuries to post productive redshirt season.

High School

Two-time all-conference performer as a receiver and defensive back at Grant.



KRIS SANCHEZ

(#4) LB

Sr / 6-4
Carlsbad, CA
Palomar College

Idaho State (2023)

Played in all 11 of the Bengals games in 2023... Had 65 total tackles during the season with 31 unassisted... Had four tackles for loss... Against Northern Colorado on 09/23 had a career-best 10 total tackles... Against Weber State on 11/04 had 1.5 tackles for loss... had one interception on the season.

Idaho State (2022)

Appeared in eight games for the Bengals... Had 16 tackles with nine unassisted.



JAYDEN BELL

(#5) S

R-So. / 6-3
Pocatello, ID
Highland HS





CALVIN PITCHER

(#6) S

Sr / 6-1
Corona, CA
Centennial HS

Idaho State (2023)

Played in all 11 of the Bengals' games in the 2023 season... Was named a team captain in the preseason due to his leadership on and off of the field... Represented Idaho State at the 2023 Big Sky Football Kickoff in Spokane where he represented the Bengal football team... Had a career-high 87 tackles during the season with 46 unassisted and 41 tackle assists... Had two forced fumbles and an interception during the year... Had three tackles for loss during the 2023 campaign... Against Northern Colorado on 09/23 had a career-high 13 tackles against the Bears... Was named 2nd team All-Big Sky in 2023 for his efforts on the field.

Idaho State (2022)

Played in 10 of the Bengals' 11 game in 2022... Had 62 total tackles with 37 unassisted during the season... Had one pass breakup, one forced fumble and one fumble recovery during the season.

Idaho State (2021)

Appeared in nine games at safety ... had 16 tackles with a season-high seven vs. Weber State ... had one quarterback hurry at BYU.

Personal

Parents are Josh and Tammy ... Josh played football at Idaho State ... health science major ... prepped at Cody High School and graduated with a 4.0 GPA ... birthday is Oct. 31, 2001.




JACKSON SHARMAN

(#8) QB

R-Fr. / 6-2
Torrance, CA
West Torrance HS

Idaho State (2023)

Appeared in two games for the Bengals at QB in the 2023 season... Threw for 174 yards on 18-32-2... Against Idaho on 11/18/23 threw for 124 yards with two touchdowns... Had a season-long pass of 44 yards against Idaho on 11/18... Rushed for 22 yards on four carries.



KEEGAN THOMPSON

(#10) QB

Jr / 6-5
Rigby, ID
Rigby HS

Idaho State (2023)

Did not see action.



HUNTER HAYS

(#7) QB

Sr / 6-4
Cody, WY
Cody HS

Idaho State (2023)

Appeared in all 11 games for the Bengals in 2023 at quarterback... Rushed for 234 yards on 61 touches scoring a career-high six touchdowns... Threw for 882 yards on 89 completions during the season... passed for nine touchdowns during the 2023 season... Helped lead the bengals to the No. 1 passing offense in the FCS during the 2023 season... against Portland State on 10/21/23 had a career-high 93 rushing yards with two rushing touchdowns in the win.

Idaho State (2022)

Appeared in 8 games in 2022... passed for a career-high 1251 yards on 125-197-6 passes... Threw for five touchdowns in the season... Rushed for 238 yards on 71 touches scoring one rushing touchdown... Completed 25 passes against Central Arkansas and Northern Colorado tying career-best in completions.

Idaho State (2021)

Appeared in nine games ... completed 92 passes for 1,066 yards ... had six touchdown passes and seven interceptions ... threw for a career-high 281 yards and two touchdowns in a win over No. 7 UC Davis ... carried the ball 69 times for 96 yards ... had 52 yards rushing vs. UC Davis on 13 carries ... passed for 208 yards at NAU.

High School

All-conference quarterback in 2018 and 2019 ... second-team all-conference in basketball in 2018 ... lettered in basketball baseball, soccer and football.



ALFRED JORDAN JR.

(#9) WR

Sr / 5-10
St. Louis, MO
Riverside City College

Idaho State (2023)

In his first season for the Bengals appeared in all 11 games... Had 479 receiving yards on 44 catches averaging 10.9 yards per reception... Scored three touchdowns in the 2023 season... Against Portland State on 10/21 had a career-high 133 reception yards including his season-long reception of 55 yards.



JUNIOR DAMUNI

(#11) S

Jr / 6-0
Providence, UT
Ridgeline HS

Idaho State (2023)

Played in 8 games for the Bengals in the 2023 season... Had 22 total tackles (10 unassisted, 12 assisted)... Had one tackle for a loss of one yard... Against Idaho and San Diego State tied career high of five tackles.

Idaho State (2022)

Appeared in four games for the Bengals in 2022... Had two tackles on the season

High School

Captain of the football and the Region 12 defensive MVP ... 72 tackles, four interceptions, three fumble recoveries ... three-sport athlete (Football, basketball and track) ... 3.5 GPA ... eagle scout.



JAGGER GILES

(#10) LB

Sr / 5-11
San Diego, CA
Crossmont College

Idaho State (2023)

Played in 10 games for the Bengals in 2023... had 24 tackles on the season (14 unassisted, 10 assisted)... Assisted on one tackle for loss... Three times in 2023 had four tackles in



IAN DUARTE

(#11) WR

R-Fr. / 5-10
Santa Clara, CA
Eagle HS

Idaho State (2023)

Appeared in one game for the Bengals in 2023... Against



DAMIR ABDULLAH

(#12) WR

Jr / 6-4
West Covina, CA
Colorado State

Idaho State (2023)

Appeared in two games for the Bengals in 2023.

Idaho State (2022)

Played in all 11 games for the Bengals in 2022... had 217 receiving yards on 14 receptions with two touchdowns.

Idaho State (2021)

Appeared in 10 games ... caught nine passes for 120 yards with a season-long 24-yarder ... had a season-best 34 yards receiving at Portland State.

High School

3.9 GPA plans to major in business marketing ... lettered in football and basketball ... team captain ... all-state, all-conference and all-district receiver.

Personal

Parents are Chris and Kim Fredericksen ... graduated from high school in 2020 with a 3.95 GPA.



MASON YOUNG

(#22) S

Jr / 5-10
Salt Lake City, UT
Saddleback CC

Idaho State (2023)

Appeared in 10 of the Bengals 11 games in 2023... Had 75 total tackles with 47 unassisted and 28 tackle assists... Had 1.5 tackles for loss with one sack on the season... Had two pass break ups and one forced fumble along with one interception... Against Montana on 09/30 had season-high 10 tackles.



NOA CALAYCAY

(#12) CB

So. / 6-1
Vienna, Austria
Vikiring Football Academy

Idaho State (2023)

Did not see action.



DAMIEN MORGAN

(#16) WR

R-So. / 5-10
Modesto, CA
Chabot College

Idaho State (2023)

Appeared in one game for the Bengals during the season... Had 10 reception yards on two catches against Sacramento State on 10/28... Had a Tackle against Sacramento State on 10/28.



TEILOR TUIOTI

(#8) LB

Sr / 6-1
Lincoln, NE
New Mexico Military Institute

Idaho State (2023)

Appeared in all 11 games for the Bengals in the 2023 season... Had 55 total tackles with 19 unassisted... Had two pass break ups and a fumble recovery... Had one interception during the 2023 season against Idaho on 11/18... Against Northern Colorado and Eastern Washington had nine total tackles.

Idaho State (2022)

Played in 10 games for the Bengals... Had 24 tackles with 1.5 tackles for loss... Had 1.5 sacks during the season.



MICHAEL SHULIKOV

(#14) WR

Jr / 6-6
Boise, ID
Centennial HS

Idaho State (2023)

Appeared in five games for the Bengals in 2023... Had 95 yards on five receptions averaging 19 yards per catch with two touchdowns scored during the season... Against UNI on 9/16 had a career-best 54 total yards and a season-long 34 yard catch.



NATHAN REYNOLDS

(#17) LB

So. / 6-1
Meridian, ID
Meridian HS

Idaho State (2023)

Appeared in nine games for the Bengals in the 2023 season... Had 26 total tackles with six unassisted and 1.5 tackles for loss... Had one pass break up and one interception on the season... Against UC Davis on 11/11 had career-best eight total tackles.



KEOUA KAUII II

(#24) RB

Sr / 5-8
Kaneohe, HI
Mt. San Antonio College

Idaho State (2023)

Appeared in 10 of the Bengals' 11 games in 2023... Rushed for 55 yards on 15 touches during the season... Had 114 kick return yards during the season... Against San Diego State on 09/02 had a career long reception of 23 yards... Against UC Davis on 11/11 had a career-long kick return of 26 yards.

Idaho State (2022)

In his first season for the Bengals appeared in nine games... Rushed for 229 yards on 53 touches averaging 4.3 yards per carry and 25.4 yards per game... Scored one rushing touchdown.



CHRISTIAN FREDERICKSEN

(#15) WR

Sr / 6-4
Rigby, ID
Rigby HS

Idaho State (2023)

Had a breakout year for the Bengals in 2023... Finished the season with 791 receiving yards on 53 receptions... had five touchdowns on the season... against Utah State had a career-high eight receptions... In the Bengal's comeback victory over Eastern Washington on 10/14/23 had a career-high 119 receiving yards with his career-high long reception of 38 yards... Finished the season ranked #30 in Receiving yards in the FCS, #32 in Receiving yards per game, #59 in receiving yards and #46 in receptions per game... Finished



RAIDEN BROWN

(#18) WR

R-Fr. / 5-11
Long Beach, CA
Long Beach Poly

Idaho State (2022)

In his first season for the Bengals appeared in nine games... Rushed for 229 yards on 53 touches averaging 4.3 yards per carry and 25.4 yards per game... Scored one rushing touchdown.



AIDEN GARCIA

(#22) WR

R-So. / 6-3
Queen Creek, AZ
Higley HS






ADONIYAH RICHARDS

(#24) CB

R-So. / 5-9
San Diego, CA
Ridley College

Idaho State (2023)

Appeared in three games for the Bengals in 2023... Had two tackles during the season and 1.5 tackles for loss.



CORTLAND HORTON

(#29) DL

Sr / 6-3
Eagle, ID
Eagle HS

Idaho State (2023)

Was named a captain for the 2023 season for the Bengals... Played in 10 of the Bengals 11 games in 2023... Had a career-high 44 tackles with 15 unassisted... Had 7 tackles for loss of 31 yards, including four sacks on the season... Against UC Davis on 11/11/23 tied his career-best 7 single game tackles... against Northern Colorado on 09/23/23 had a career-best two tackles for loss.

Idaho State (2022)

Appeared in all 11 of the Bengals games in 2022... Had 33 tackles on the season (12 unassisted, 26 tackle assists)... had 6.5 tackles for a loss of 23 yards on the season with two sacks.

Idaho State (2021)

Played in seven games for the Bengals in 2021... Had 7 tackles on the season

High School

Two-time first-team 5A All SIC DL/OL ... first-team all-state OL second-team all-state DL ... two-time state placer in wrestling ... two-time ... state in placer in shot put ... Team Captain.

Stats

| Year | GP | Solo | TOT | Tfl-Yds | Sacks-Yds | Int | PD |
|-------|----|------|-----|---------|-----------|-----|----|
| 2021 | 6 | 2 | 7 | 0-0 | 0-0 | 0 | 0 |
| 2022 | 1 | 0 | 1 | 0-0 | 0-0 | 0 | 0 |
| 2023 | 1 | 2 | 4 | 1-7 | 0-0 | 0 | 0 |
| Total | 8 | 4 | 12 | 1-7 | 0-0 | 0 | 0 |



DEVILLE DICKERSON

(#34) CB

R-So. / 5-10
Lompoc, CA
Lompoc HS

Idaho State (2023)

Appeared in six games for the Bengals in 2023... Against Utah State on 09/09/23 had a career-long kick return of 20 yards... Also had three tackles on the season, two unassisted.



MATTHEW SANCHEZ

(#26) S

Sr / 6-0
Fresno, CA
Fresno City College

Idaho State (2023)

Appeared in six games after joining the Bengals in 2023... Had 13 total tackles with seven unassisted and six tackle assists... had one pass breakup during the season... Against Northern Colorado on 09/23 had a season-high five tackles.



SANBOURNE MELSON

(#36) CB

Fr / 6-0
Portland, OR
Jefferson HS

Idaho State (2023)

Redshirted; did not see action.



VAE GASU

(#27) LB

Jr / 6-0
West Jordan, UT
Cyprus HS

Idaho State (2023)

Did not see action.

Idaho State (2022)

Played in nine games for the Bengals in 2022... had 15 tackles (six solo, nine assisted)... against San Diego State on 09/10/22 had a career-high four tackles.

Idaho State (2021)

Appeared in nine games and had three tackles, two coming against Sacramento State ... saw time at linebacker and on special teams.



DEKKER HAGLER

(#30) S

R-Fr. / 6-0
Middleton, ID
Middleton HS



SCOTT ATKINSON

(#37) LS

Sr / 5-9
Burlingame, CA
Hawaii

Idaho State (2023)

Joined the Bengals in 2023 as a specialist Long Snapper... Appeared in 11 games for the Bengals.



DASON BROOKS

(#28) LB

So. / 5-11
Chandler, AZ
Chandler HS

Idaho State (2023)

Appeared in 11 games for the Bengals in 2023... Had 25 tackles with 13 unassisted and 12 tackle assists... Had 1.5 tackles for loss on the season with 10 yards lost... Had one fumble recovery on the season.



KOLTON KIRBY

(#32) S

So. / 6-0
Hyrum, UT
Mountain Crest HS

Idaho State (2023)

Appeared in 3 games for the Bengals in 2023... had three tackles during the season (one unassisted and two tackle assists).



TUAOA TAUILI'ILI

(#43) DL

So. / 6-4
Tacoma, WA
Lincoln Hs

Idaho State (2023)

Appeared in all 11 of the Bengals games in the 2023 season... Had a season-best 4 tackles against UC Davis on 11/11... Had 19 total tackles on the season with three tackles for loss.



JACOB PEREZ

(#44) LB

Fr / 6-3
Idaho Falls, ID
Bonneville HS

Idaho State (2023)

Did not see action.




EMMITT SALLEE

(#45) LB

So. / 6-0
Meridian, ID
Meridian HS

Idaho State (2023)

Did not see action.



ROSS BOLGER

(#49) K

Sr / 5-11
Dublin, Ireland

Idaho State (2023)

Joined the Bengals in 2023... Appeared in 11 games for the Bengals punting and kicking... Punted 1,940 yards on the season averaging 41.3 yards per punt... Had a season long 66 yard punt against UC Davis on 11/11/2023... Against UC Davis on 11/11/23 had a career-high six punts inside the 20 yard line... Assisted on tackles against Montana and Portland State in 2023.



SPENCER TATFU

(#52) DL

R-Sr. / 6-2
Portland, OR
Parkrose HS

Idaho State (2023)

Did not see action.

Idaho State (2022)

Played in six game for the Bengals... Had 10 tackles on the season with a season-best 4 at San Diego State on 9/10... against UNLV on 08/27 had a career-best two sacks.

Idaho State (2021)

Appeared in seven games ... had seven tackles with a season-high three coming at NAU ... had two tackles vs. UC Davis ... had a fumble recovery vs. Weber State.

High School

Two-time first-team all-league at linebacker ... MAC Scholar Athlete Award ... was on the honor roll ... parents are Spencer and Aviance ... communications major ... second place in state for discus and shot put ... two-time Northwest Oregon Conference Discus champion and two-time shot put champion ... birthday is Feb. 24, 2000.



LOGAN GEORGE

(#46) DL

So. / 6-5
Pocatello, ID
Highland HS

Idaho State (2023)

Appeared in 10 games for the Bengals his first season for Idaho State... Had 31 total tackles, 11th highest on the team... Had 4.5 tackles for loss on the season for a loss of 10 yards... Had one fumble forced and recovered in 2023 and one pass breakup... Against Weber State and Idaho had season-high six tackles.



ALEX RAMIREZ

(#50) OL

Sr / 6-1
Modesto, CA
Modesto Junior College

Idaho State (2023)

After joining the Bengals in 2023, appeared in 10 of the 11 games played in the 2023 season at offensive line.



ZACK CONNER

(#47) DL

R-Sr. / 6-5
Kent, WA
Kentridge HS

Idaho State (2023)

Appeared in 10 of the Bengals contests in 2023... Had a career-high 14 tackles on the season with two unassisted... Against UNI on 09/16/23 had a career-high four tackles... Had 1.5 tackles for loss with seven yards lost... Recorded his first career solo sack against Sacramento State on 10/28/23.

Idaho State (2022)

Appeared in nine games... Had nine tackles with three unassisted.

Idaho State (2021)

Appeared in eight games ... saw time on special teams and linebacker ... had three tackles (1 vs. BYU, Weber State and UC Davis).



CURTIS HILL

(#51) DL

Jr / 6-3
Tacoma, WA
Graham-Kapowsin HS

Idaho State (2023)

Played in 10 of the Bengals 11 games in 2023... Had 10 tackles on the season with two unassisted and 10 tackle assists.

Idaho State (2022)

Appeared in seven games for the Bengals... Had 13 tackles on the season with six unassisted...had one pass breakup... against Weber State on 11/12 had a career-high four tackles.



MESSIYAH MOYE

(#53) OL

Sr / 5-9
San Mateo, CA
College of San Mateo

Idaho State (2023)

did not see action.



JORGEN MILLER

(#54) OL

So. / 6-3
Hyrum, UT
Mountain Crest HS

Idaho State (2023)

Appeared in 6 games for the Bengals in 2023.





GUNNAR CLARK

(#55) OL

So. / 6-2
Mountain Home, ID
Mountain Home HS

Idaho State (2023)

Did not see action.




ZACHARY SHIROMA

(#61) OL

Jr / 6-0
Mililani, HI

Idaho State (2023)

Appeared in one game at the offensive line position for the Bengals in 2023.



KOLTON TANNER

(#86) WR

Fr / 5-9
Lehi, UT

Idaho State (2023)

Appeared in one game for the Bengals in the 2023 season.



ZION TO'OTO'O

(#55) DL

R-So. / 6-2
Kapolei, HI
Kapolei HS

Idaho State (2023)

Did not see action.



WILLIAM DAVIS

(#72) OL

Fr / 6-3
Portland, OR
Franklin HS

Idaho State (2023)

Appeared in one game at offensive line for the Bengals in 2023.



ROBERT VEGA

(#87) WR

Jr / 6-2
Rancho Cucamonga, CA
Citrus College

Idaho State (2023)

Did not see action.



KALL RENNER

(#56) LB

Fr / 6-1
Eagle, ID
Eagle HS

Idaho State (2023)

Joined the Bengals in 2023, did not see action.



TALIN TOGIAI

(#73) OL

R-So. / 6-4
Ridby, ID
BYU

Idaho State (2023)

After joining the Bengals in the 2023 season, appeared in two games at the offensive line position.



ADAM WATTS

(#89) WR

R-Fr. / 5-9
Vancouver, WA
Columbia River

Idaho State (2023)

Appeared in three games for the Bengals in the 2023 season... Against Idaho on 11/18 had four receptions and first career touchdown... Against Northern Colorado completed a 31 yard pass.



VICENTE HUGHES

(#58) OL

Sr / 6-2
Brentwood, CA
Diablo Valley CC

Idaho State (2023)

Played in eight of the Bengals' 11 games this season at offensive line.



JAEDON GARCIA

(#76) OL

R-So. / 6-3
Kapolei, HI
Waianae HS

Idaho State (2023)

Appeared in 10 of the Bengals games at offensive line.



JOSEPH PEREZ-GARIBAY

(#91) DL

Jr / 6-0
Wooster HS

Idaho State (2023)

Did not see action.



JULIAN MASON

(#80) WR

R-So. / 5-10
Tacoma, WA
Graham-Kapowsin HS

Idaho State (2023)

Appeared in seven of the Bengals games this season... Had 33 reception yards on five catches averaging 6.6 yards per reception... Against Utah State on 9/9 had a career-long 12 yard reception... Against Portland State on 10/21 had two tackles in special teams coverage.



BEAU JAQUES

(#93) DL

Fr / 6-2
Meridian, ID
Owyhee HS

Idaho State (2023)

Did not see action.



HUNTER HILL

(#60) OL

So. / 6-2
Tacoma, WA
Graham-Kapowsin HS

Idaho State (2023)

Did not see action.



JOSIAH SAGALE

(#94) OL

R-So. / 6-2
Oceanside, CA
El Camino CC

Idaho State (2023)

Appeared in three games for the Bengals in the 2023 season.



DAVID ROWE

(#96) DL

Sr / 6-5
Rexburg, ID
Madison HS

Idaho State (2023)

Played in all 11 of the Bengals' games in 2023... Had 36 total tackles and a team-high 10 tackles for loss in the season... Against Portland State had a career high two sacks and 2.5 tackles for loss.

Idaho State (2022)

Appeared in 10 games for the Bengals... Had 47 tackles during the season with 19 unassisted and two sacks... Had 6.5 total tackles for loss... Against UC Davis had a career-high 10 total tackles.

Idaho State (2021)

Appeared in all 11 games and had 35 tackles, two tackles for loss, .5 sack, three pass breakups and one quarterback hurry... had a season-high seven tackles vs. UC Davis and Idaho... had six tackles vs. Weber State... had one tackle for loss vs. UC Davis.

Idaho State (2021)

Earned the High Country All-Academic Award... earned High Country second-team defensive line and honorable mention offensive line honors... first-team Region 5 and 6 on the offensive line and second team on the defensive line was coached by Mitch Buck... parents are BJ and Camille.



BRADEN ALBRECHT

(#81) WR

Fr / 6-3
Kahului, HI
Maui HS

Idaho State (2023)

Did not see action.



JAYLON BROWN

(#20) CB

Jr / 6-1
Chandler, AZ
College of the Sequoias

College of Sequoias (2023)

Appeared in 11 games recording 11 tackles with 2 assists... Averaged 2.3 tackles per game... Had 1 sack during the season for a loss of eight yards... Had 1 interception.



DONALD AUSTIN

(#20) RB

Sr / 6-0
Harland, WI
Southwest Minnesota
State University

SWMS (2022)

Played in all 11 games... finished season with 100 attempts and 565 yards with one touchdown... season-high 217 yards with one touchdown vs. Sioux Falls.

SWMS (2021)

Played in two games with one start... rushed for 76 yards on 10 carries vs. Minnesota State... caught three passes for 47 yards vs. Augustana.

High School

2021 graduate of St. John's Northwestern HS... played for coach Mike Fink... first team all-conference as a junior at both running back and linebacker... named all-region... played three games in 2020 and rushed for 590 yards and six touchdowns... rushed for 1,027 yards and 11 touchdowns in 2019... racked up 90 tackles and 10 sacks during junior season.



MATIX CARPENTER

(#63) OL

Fr / 6-0
Portland, OR
Central Catholic HS

Idaho State (2023)

Did not see action.



RYAN CARTER

(#70) LS

So. / 6-0
Peoria, AZ
Arizona Christian

Idaho State (2023)

Did not see action.



JOSH BALL

(#83) WR

Fr / 5-10
Carlsbad, CA
Carlsbad HS

Idaho State (2023)

Did not see action.



LOUIE CRESTO

(#51) DL

Jr / 6-3
Twin Falls, ID
Nevada

Idaho State (2023)

Did not see action.



MALIK RICHARDSON

(#97) DL

Fr / 6-2
Oakland, CA
McClymonds HS

Idaho State (2023)

Appeared in one game for the Bengals in 2023 with two tackles against Sacramento State on 10/28.



JANARI BOONE

(#12) S

So. / 6-0
Vallejo, CA
College of San Francisco

College of San Francisco (2023)

Had 29 solo tackles averaging 4.8 per game and added 19 assists... Had one interception during the 2023 season... Recorded 4 pass break ups and had 2 tackles for loss.



JEREMIAH CRUM

(#82) WR

Jr / 5-8
League City, TX
College of San Francisco

College of San Francisco (2023)

Appeared in 10 games... Had 538 receiving yards on 33 receptions in 2023 averaging 53.8 yards per game... Averaged 16.3 yards per catch on the season and 17.6 yards per catch in conference play... Scored 7 touchdowns in 2023... Had a career-long catch of 60 yards.





ETHAN CUTLER

(#93) K

So. / 6-1
Eagle, ID
Eastern Oregon University

Eastern Oregon University (2023)

Cutler punted a total of 1731 yards, averaging 38.47 yards. Made 7 out of 9 field goals in the 2023 season with 77.78%.

Eastern Oregon University (2022)

Cutler punted a total of 2079 yards, averaging 34.65 yards. He made 6 out of 11 field goals in the 2022 season with 54.55 percent.

Personal

Son of Nathan and Jeannie Cutler...Native of Eagle, Idaho. Where he graduated from Eagle High School.




JACKSON DANIELS

(#13) CB

Fr / 6-2
San Diego, CA
Helix HS

Idaho State (2023)

Did not see action.



JAYDEN DAVIS

(#9) S

Jr / 6-0
Oakland, CA
Central Michigan University

Central Michigan (2023)

As a junior defensive back, played in one game ... saw action vs. New Hampshire (9/9).

Central Michigan (2022)

As a sophomore defensive back, started eight games and played in all 12 contests at safety ... Started the season's first five games and the season's last three games at safety ... made a total of 44 tackles (20 solo, 24 assisted), finished with 2.5 tackles for loss, and forced a fumble ... finished with at least one tackle in 11 of 12 games ... concluded season with five tackles (two solo) at Eastern Michigan (11/25) ... made a career-high eight tackles (three solo) vs. Buffalo (11/9) ... made six tackles (two solo) and forced a fumble at Toledo (10/1) ... made four tackles (two solo) at Penn State (9/24) ... made five tackles (four solo) vs. Bucknell (9/17) ... made five tackles vs. South Alabama (9/10) ... finished with four tackles in first career start in season opener vs. Oklahoma State (9/1).

Contra Costa College (2021)

Played one season at Contra Costa College.

Diablo Valley College (2020)

Made 47 tackles (28 solo), intercepted two passes in 10 games played as a freshman at Diablo Valley College in Pleasant Hill, Calif.

High School

A 2020 graduate of Bishop O'Dowd High School in Oakland, Calif., where he played for Head Coach Napolean Kaufman ... two-time First Team All-League player as a running back and defensive back ... earned San Jose Mercury News All-Area honorable mention honors as a senior ... helped guide his team to a sectional title and second place finish in the regional ... finished his junior season with 85 tackles (48 solo), 5.0 tackles for loss, 3.0 sacks and a fumble recovery on defense, and totaled 1,098 all-purpose yards and 10 touchdowns ... rated a three-star player by 247sports.com ... also played basketball.

Personal

Born Jayden Davis on January 10, 2002 ... chose Central Michigan over offers from Air Force, Army, Navy, Nevada, South Dakota.




JAKE EAST

(#83) DL

Fr / 6-4
Ogden, UT
Ben Lommond HS

Idaho State (2023)

Did not see action.



TAYLOR FREEMAN

(#84) WR

Fr / 6-1
Rigby, ID
Rigby HS

Idaho State (2023)

Did not see action.



JUSTIN FROST

(#66) OL

Fr / 6-5
Summerville, OR
Imbler HS

Idaho State (2023)

Did not see action.



CAM GHERARDI

(#23) S

Fr / 6-3
Palos Verdes, CA
Long Beach Poly HS

Idaho State (2023)

Did not see action.




DARRELL GIPSON

(#39) LB

Fr / 6-3
Lacey, WA
Timberline HS

Idaho State (2023)

Did not see action.



DAVIS HARSIN

(#18) QB

Fr / 6-1
Eagle, ID
Eagle HS

Idaho State (2023)

Did not see action.



JAKE HELLMANN

(#75) OL

Jr / 6-5
Pleasant View, UT
Utah State

Utah State (2023)

Redshirted the season as he did not appear in any games.

Junior College

Spent two seasons at College of San Mateo in California... Started all 13 games along the offensive line as a sophomore as he helped the Bulldogs to a 12-1 record and a California Community College Athletic Association state championship ... Also helped the team win the NorCal League Championship and the Bay-6 Conference title... Part of an offensive line that averaged 36.2 points and 378.3 yards per game, including 200.9 rushing yards... Helped the Bulldogs to a 10-2 record and an appearance in the Northern California Championship Game during his freshman season.

High School

Earned Utah Class 6A honorable mention all-state honors as he was the 6A Offensive Tackle of the Year as a prep senior at Weber (Utah) High School... Started all nine games as he helped the Warriors to a 7-2 record and a region title.

Personal

One of three sons of Marc and Melanie Hellmann... Majoring in integrated studies.



KODIAK HUSSEY

RB

Jr / 5-8
Idaho Falls, ID
Willamette University

Willamette University

In 2018 played in seven games where he had 10 catches for 109 yards and 1 touchdown.

High School

Was voted Second Team All-State and was his team's offensive MVP as a senior at Skyline High School in Idaho ... Son of Mindy Hussey.



TY HYDE

(#79) OL

Sr / 6-7
Preston, ID
Utah Tech

Utah Tech (2022)

Started all 11 games at the tackle position (7 right tackle/4 left tackle) ... helped protect the Trailblazers' "Spread and Shred" attack, which was the WAC's top passing offense (310.36 ypg) and led the conference in passing touchdowns (28), and was second in the WAC in total offense (425.36 ypg) ... also part of an offense line that helped produce the WAC's top rusher in (Quali Conley - 1,095 yds - UT school record).

Utah Tech (2021)

Started in two of the three games he appeared in during the spring ... was part of an offensive line that averaged 420.8 ypg (122.4 rush/game), and surrendered only six total sacks in 194 total pass attempts.

High School

Earned three varsity letters in football at Preston High School and was a first team all-region selection at both quarterback and defensive end ... was also a two-time player of the year in basketball and helped lead the Indians to two Idaho state basketball titles ... graduated in May 2020.

Personal

Born in Logan, Utah ... parents are Tony Hyde and Karie Johnson ... also recruited by Weber State and Idaho State ... favorite team is the Dallas Cowboys ... favorite athlete is Damian Lillard ... currently majoring in communication.

High School

Three-star recruit by 247 Sports...In his senior season, he earned First-Team All-Bay Valley League honors as a wide receiver...Had 25 receptions for 493 yards and six touchdowns in five games played, averaging 19.6 yards per catch with a long of 72...Helped the Lions to a 10-2 record and advance to the CIF Division I North Coast Section Football Playoffs...They lost in the semifinal round to Pittsburg High School 21-14 after a quarterfinal victory against California High School 50-18...Was coached in high school by Ryan Partridge...Was a First-Team all-league running back in both 2017 and 2018 while competing for Berean Christian in Walnut Creek, Calif...Also competed in track and field in high school.

Personal

Born 3/2/02 in Walnut Creek, Calif...His parents are Ramon and Ruth Jackson...He is a first-generation college student in his family...Creates Christian rap music as a hobby.



MIKE LINDSAY

(#31) CB

Fr / 6-1
Los Angeles, CA
Bishop Alemany HS

Idaho State (2023)

Did not see action.



EXANDER MILLER

(#57) OL

Fr / 6-4
Hyrum, UT
Mountain Crest HS

Idaho State (2023)

Did not see action.



MESSIAH JOHNSON

(#77) OL

Fr / 6-3
Salinas, CA
Everett Alvarez HS

Idaho State (2023)

Did not see action.



OSIEL MORENO

(#71) OL

So. / 6-3
Cathedral City, CA
Mt. San Antonio College

Mt. San Antonio College (2023)

Appeared in five games at offensive line in 2023.



JUSTICE JACKSON

(#21) RB

Sr / 5-11
Antioch, CA
Eastern Washington

Eastern Washington

Played in 37 games, while starting in one in his time at Eastern, racking up 224 carries for over 1,200 yards and 10 touchdowns.

2022

Played in all 11 games for the Eagles, making one start...Tallied 83 carries for 403 yards and two touchdowns on the ground, also catching 16 passes for 101 yards...Returned three kicks for 109 yards (36.3 average)...Against Sacramento State (10/15/22), he had 10 rushes for 50 yards and a touchdown, also catching two passes for 15 yards...Had a season-high 79-yard rushing performance on 18 carries against Cal Poly (10/22/22)...Against Portland State, he had six carries for 73 yards, including a new career-long of 62 yards for a touchdown. Caught three passes for an additional 18 yards...Against Northern Colorado (11/19/22), he returned two kicks for 46 and 44 yards respectively.

2021

Big Sky Conference All-Academic Team...Played in all 13 games for the Eagles, going for 54 carries, 317 yards, and three touchdowns on the ground...Caught two passes for 22 receiving yards...Against Central Washington on 9/11/21, Jackson carried the ball 11 times for 100 yards and a touchdown, including a long of 43...The next week (9/18/21), at Western Illinois, he went for 46 yards on four carries (11.5 per rush) and a touchdown...Against Idaho (10/16/21), he ran the ball 11 times for 55 yards and recorded his third touchdown of the season.



FRANK KISSICK

(#95) LB

Fr / 6-2
Fall City, WA
Mount Si HS

Idaho State (2023)

Did not see action.




DAVIAN MUNOZ

(#85) WR

Fr / 5-10
Harrisville, UT

Idaho State (2023)

Did not see action.



RYLAN LEATHERS

(#21) S

Fr / 5-11
Amarillo, TX
Amarillo HS

Idaho State (2023)

Did not see action.




TSION NUNNALLY

(#9) WR

Jr / 6-4
Santa Rosa, CA
Washington State University

Washington State (2022)

Appeared in 11 games...caught seven passes for 70 yards, averaged 10.0 yards-per-catch with a long of 39...in season-opening win over Idaho, made first career catch...appeared on special teams in win at No. 19 Wisconsin...had two-yard catch against No. 15 Oregon...caught two passes for 18 yards at Oregon State...caught two passes for career-high 41 yards including 39-yard grab against No. 14 Utah...made two tackles on kickoff in win over Arizona State...had four-yard catch against Fresno State in LA Bowl.



MASON LINDBERG

(#26) K

Fr / 6-1
Mesa, AZ
Mountain View HS

Idaho State (2023)

Did not see action.





Washington State (2021)

Appeared in four games on season, did not catch a pass... made collegiate debut on offense in win at Cal, targeted once ...appeared on offense late in win at Arizona State, at No. 3 Oregon, Arizona...redshirt season.

High School

Attended Cardinal Newman High School in Santa Rosa, Calif...as a JUNIOR, caught 45 passes for 770 yards and 10 touchdowns...also rushed for two touchdowns, broke up four passes and had an interception...helped CNHS to a CIF State Division 3-AA Championship...senior season moved to January due to Covid-19...rated three-star prospect by ESPN.com, 247Sports.com and Rivals.com...rated the No. 68 prospect in California by 247Sports.com.



GABE PANIKOWSKY

(#40) K

R-So. / 5-10
San Diego, CA
Sacramento State

Riverside City College (2023)

Went 15-of-21 in field goals with a season long make of 44 yards...Hit 67-of-72 PAT scoring 112 points at 93%

Sacramento State (2022)

Played in 11 games as a kickoff specialist.. Averaged 62.7 yards per kickoff with 17 touchbacks on 48 attempts...Had five touchbacks against Utah Tech in his first collegiate game..Was credited with a tackle at Weber State.

High School

A 2021 graduate of Torrey Pines HS in San Diego...Named the Avocado League Kicker of the Year, was a first team all-league selection and earned first team all-North County as a kicker/punter...Made a 55-yard field goal as a junior for his career long...Never missed a PAT in his varsity career...Also competed in track and field, basketball, soccer and fencing for the Falcons.

Personal

Majoring in communications..Parents are Stan and Kris Panikowski.



BRADY PHILLIPS

(#59) DL

Fr / 6-3
Kelso, WA
Air Force Prep

Idaho State (2023)

Did not see action.




STRYKER RASHID

(#52) DL

So. / 6-5
Weber, UT
Utah Tech

Utah Tech (2022)

Played in 3 games on the offensive line before redshirting.



HUNTER RODDY

(#32) RB

So. / 5-11
Murietta, CA
Army

Personal

Stared at Chaparral High School in Ternecula, Calif., where he rushed for 1,188 yards and 12 touchdowns as a senior... Finished with 39 career rushing touchdowns...All-state selection at Running back...Was an honor roll student all four years...Majoring in Kinesiology.



DEVIN RODRIGUEZ

(#16) LB

Fr / 6-1
Pocatello, ID
Pocatello HS

Idaho State (2023)

Did not see action.



MIGUEL SANTOS

(#68) OL

Fr / 6-3

Idaho State (2023)

Did not see action.



QAI SMITH

(#65) DL

Jr. / 6-3
San Pablo, CA
Contra Costa College

Contra Costa College (2023)

Appeared in three games in 2023 for the Comets... had three tables and one assist... Had one tackle for a loss of one yard.



MAKEO SNEDDON

(#18) S

Fr / 6-0
Eagle, ID
Eagle HS

Idaho State (2023)

Did not see action.




BRETT SPENCER

(#5) QB

Fr / 6-0
Weiser, ID
Weiser HS

Idaho State (2023)

Did not see action.



CARSON SUDBURY

(#23) RB

Fr / 5-11
South Jordan, UT
Bingham HS

Idaho State (2023)

Did not see action.



BRODY SWEARHART

(#48) LB

Fr / 6-0
Meridian, ID
Rocky Mountain HS

Idaho State (2023)

Did not see action.




NOA TANDY

(#60) OL

Fr / 6-3
Rancho Cucamonga, CA
Etiwanda HS

Idaho State (2023)

Did not see action.



KOBY TRACY

(#16) QB

Fr / 6-4
Chubbuck, ID
Utah Tech

Utah Tech (2022)

Battled through injuries to start in four of the five games last season ... threw for 1,244 yards and a career-high nine touchdowns in those five games, while completing nearly 52 percent (88-171-3) of his attempts ... tossed at least two touchdown passes in four of his five outings, highlighted by a career-high 388 yards and three TDs in the home opener vs. Chadron State (9/10) ... hat effort came on the heels of a 339-yard night with a pair of touchdown tosses off the bench a week earlier in the season opener at Sacramento State (9/3).



Utah Tech (Fall 2021)

Played in eight games and got the start under center in the final five game of the season ... completed 147-of-241 passes for 1,664 yards and eight touchdowns overall ... threw for a career high 314 yards on 25-of-39 passing and one touchdown at Delaware (10/30) ... tossed three touchdown passes and racked up 281 yards on 18-of-23 passing in the win over Fort Lewis (11/13) ... posted his second 300-plus yard game in the season finale vs. Missouri State (11/20), completing 24-of-49 of his passes for 307 yards and a touchdown ... had at least one TD pass in six of his final seven appearances ... earned Academic All-WAC honors.

Utah Tech (Spring 2021)

Appeared in two games off the bench and completed 11-of-26 passes for 155 yards and two TDs ... both touchdown tosses came in the fourth quarter vs. Tarleton (3/13), against with he threw for 123 yards on 6-of-17 passing ... also rushed for seven yards in the TSU game ... completed 5-of-9 throws for 32 yards in the spring finale vs. Fort Lewis (3/27).

Utah Tech (2019)


Sat out the season as a redshirt.

High School

Prepped at Highland High School, where he helped lead the Rams to a 21-3 record as a starter, including a state title as junior ... completed 250 passes for 2,895 yards and 29 touchdowns as a senior ... graduated in 2019.

Personal

Born in Jerome, Idaho ... parents are Jake and Connie Tracy ... also recruited by Carroll College ... currently majoring in mathematics with an emphasis in actuarial science.



MAKA TU'AKOI

(#42) DL

Jr / 6-6
Salt Lake City, UT
Utah State

Utah State (2023)

Played in two games during the season and had one tackle against Idaho State (9/9) ... Also played at San Diego State (11/4).

Junior College

Recorded 26 tackles, which included 6.0 tackles for loss, to go along with one forced fumble and one fumble recovery as a redshirt freshman at Independence (Kansas) Community College ... Had a season-high eight tackles against Iowa Western CC and posted a season-best 3.0 tackles for loss against Garden City CC ... Redshirted during the 2021 season.

High School

Earned honorable mention all-region honors as a prep senior at Alta High School in Sandy, Utah ... As a prep senior, he recorded 43 tackles, which included 2.5 sacks and 6.5 tackles for loss, to go along with four pass breakups ... Had a season-best eight tackles against Mountain Ridge HS ... Also played basketball.

Personal

One of four children of Paula and Shayla Tu'akoi ... His cousin, Zach Meyer, was a member of Utah State's track & field team ... Majoring in interdisciplinary studies ... Name is pronounced Mah-kuh Two-uh-koy.



LEKA TU'AKOI

(#38) DL

Fr / 6-3
Salt Lake City, UT
Alta HS

Idaho State (2023)

Did not see action.



KAIDEN VILLARO

(#95) LB

Fr / 6-3
Buhl, ID
Buhl HS

Idaho State (2023)

Did not see action.



JEFF WEIMER

(#6) WR

Sr / 6-2
Salinas, CA
UNLV

UNLV

A midyear signee who competed in spring practice and is listed No. 1 at one wide receiver spot heading into fall ... One of four Rebel additions in this class out of 2021 national champion City College of San Francisco ... Rated as a three-star JUCO prospect by 247Sports and ESPN ... Ranked the No. 7 junior college wide receiver in the nation and No. 5 overall junior college recruit from the state of California by 247Sports.

Junior College

As a sophomore this fall, helped CCSF to a perfect 13-0 record and a California Community College Athletic Association (CCCCAA) State Championship, the program's first title since 2015 ... Led the conference with 75 receptions for 1,253 yards and 17 touchdowns ... Averaged 104.4 yards per game and 16.7 yards per catch ... Spent his freshman season at Hartnell College in Salinas, CA ... Caught 78 passes for 1,040 yards and 11 touchdowns for the Panthers ... Averaged 94.5 yards per game and 13.3 yards per catch.

High School

A 2018 graduate of Salinas HS ... Started 19 games during his junior and senior season for the Cowboys, helping them to a 12-2 record as a senior in 2017 ... Recorded 70 receptions for 771 yards and 10 touchdowns during senior campaign en route to all-conference honors ... As a junior in 2016, tallied 37 catches for 349 yards and two touchdowns.

Personal

Jeff Anthony Weimer was born in Monterey, CA ... The son of Jeff and Evelyn Weimer ... Has one younger brother, Ricky ... Majoring in sociology.





2024 OPPONENTS

GAME 1

ISU AT OREGON STATE

08/31/2024 | 4:30 PM MT | CORVALLIS, OR



2024 Schedule

| | | |
|-------|-----------------|----------|
| 08/31 | vs Idaho State | 3:30 PM |
| 09/07 | at SDSU | 7:30 PM |
| 09/14 | vs Oregon | 12:30 PM |
| 09/21 | vs Purdue | 5:30 PM |
| 10/05 | vs Colorado St. | 3:30 PM |
| 10/12 | at Nevada | 4:30 PM |
| 10/19 | vs UNLV | 12:30 PM |
| 10/26 | at Cal | TBA |
| 11/9 | vs SJSU | 12:30 PM |
| 11/16 | at Air Force | 12:30 PM |
| 11/23 | vs WSU | 3:30 PM |
| 11/29 | at Boise State | 9:00 AM |

2023 Schedule (8-5, 5-4)

| | | |
|-------|---------------|----------|
| 09/03 | at SJSU | W, 42-17 |
| 09/09 | vs UC Davis | W, 55-7 |
| 09/16 | vs SDSU | W, 26-9 |
| 09/23 | at WSU | L, 38-35 |
| 09/29 | vs Utah | W, 21-7 |
| 10/7 | at Cal | W, 52-40 |
| 10/14 | vs UCLA | W, 36-24 |
| 10/28 | at Arizona | L, 27-24 |
| 11/4 | at Colorado | W, 26-19 |
| 11/11 | vs Stanford | W, 62-17 |
| 11/18 | vs Washington | L, 22-20 |
| 11/24 | at Oregon | L, 31-7 |

Tony the Tiger Sun Bowl
12/29 vs Notre Dame L, 40-8

General Information

Location.....Corvallis, OR
 Founded.....1868
 Enrollment.....33,193
 Affiliation.....NCAA DI FBS
 Conference.....PAC
 Nickname.....Beavers
 Colors.....Orange and Black
 Homefield.....Reser Stadium
 Capacity.....35,548
 President.....Jayathi Murthy
 Athletic Director.....Scott Barnes

Team Information

Head Coach.....Trent Bray
 Alma Mater, Year.....Oregon State, 2007
 Record at OSU.....0-0
 Career Record.....0-0
 Contact.....737-2614
 Lettermen Returning/Lost
 Starters Returning/Lost
 2023 Overall Record.....8-5
 2023 Conference Record.....5-4

Series Notes

This is just the 3rd all-time meeting of the two programs and OSU leads 2-0, this is also the first meeting since the 2016 season. | The Bengals

Series Information

Results

ISU trails the all-time series 0-2

Current Streak: OSU 2
Home: 0-0
Away: 0-2

Last 10 (or History)

| Year | Site | Date | Res | Score |
|------|------|-------|-----|-------|
| 2007 | A | 09/15 | L | 61-10 |
| 2016 | A | 09/17 | L | 37-7 |

Top Bengal Performances against Oregon State

Rushing

J. Ford - 8/122 yds - 1 TD - 9/17/16

Passing

R. Hill - 23-38, 295 yds, 1 td - 9/15/07
 T. Gueller - 28-46, 227 yds - 9/17/2016

Receiving

E. Thompson - 12/174 yds - 09/15/07
 J. Cook - 6/78 yds - 09/17/16

Tackles/Int/Fr

M. Jenkins - 11 tackles, 2 sacks



2024 OPPONENTS

GAME 2

ISU VS WESTERN OREGON

09/07/2024 | 4:00 PM MT | POCATELLO, ID



2024 Schedule

| | | |
|-------|-------------------|----------|
| 09/07 | at Idaho State | 4:00 PM |
| 09/14 | at Cal Poly | 5:00 PM |
| 09/21 | at Sul Ross State | 11:00 AM |
| 09/28 | vs West TX A&M | 1:05 PM |
| 10/5 | at W. NM U | 1:00 PM |
| 10/12 | vs E. NM U | 1:05 PM |
| 10/19 | at UTPB | 4:00 PM |
| 10/26 | vs TAMUK | 1:05 PM |
| 11/2 | at MSUTX | 5:00 PM |
| 11/9 | vs Angelo St | 1:05 PM |
| 11/16 | at CWU | 1:00 PM |

2023 Schedule (3-8, 2-6)

| | | |
|-------|--------------------|----------|
| 08/31 | at South Dakota St | L, 45-7 |
| 09/09 | vs Lincoln(CA) | W, 29-14 |
| 09/16 | at E. NM U | L, 30-29 |
| 09/23 | vs CWU | L, 17-7 |
| 09/30 | at West TX AM | W, 37-36 |
| 10/7 | vs W. NM U | W, 31-10 |
| 10/14 | at MN ST U | L, 45-14 |
| 10/21 | MSUTX | L, 33-6 |
| 10/28 | UTPB | L, 28-16 |
| 11/4 | TAMUK | L, 27-34 |
| 11/11 | Angelo St | L, 31-13 |

Location.....Monouth, OR
 Founded.....1856
 Enrollment.....6,214
 Affiliation.....NCAA DII
 Conference.....GNAC
 Nickname.....Wolves
 Colors.....Red and Black
 Homefield.....McArthur Field
 Capacity.....3,000
 President.....Jesse Peters
 Athletic Director.....Randi Lydum

Head Coach.....Arne Ferguson
 Alma Mater, Year.....Western Oregon, 1991
 Record at WOU.....0-0
 Career Record.....0-0
 Contact.....737-2614
 Lettermen Returning/Lost
 Starters Returning/Lost
 2023 Overall Record.....3-8
 2023 Conference Record.....2-6

Series Notes

This is just the 2nd all-time meeting of the two programs. The first came in 2017, a home-opener win for the Bengals on August 31 37-6.

The previous meeting, a scrappy WOU took a 6-3 lead into the locker room at halftime before the Bengals scored 31 second half points to secure the win.

Series Information

Results

ISU leads the all-time series 1-0

Current Streak: ISU 1
Home: 1-0
Away: 0-0

Last 10 (or History)

| Year | Site | Date | Res | Score |
|------|------|-------|-----|-------|
| 2017 | H | 08/31 | W | 37-6 |

Top Bengal Performances against Oregon State

Rushing

T. Flanagan - 14-103, 1 TDs

Passing

T. Gueller - 33-289, 3 TDS

Receiving

T. Conner 4-78, 1 TD

Tackles/Int/Fr

A. Ricks, 10 Tackles, 2 Breakups





2024 OPPONENTS

GAME 3

ISU AT NORTH DAKOTA

09/14/2024 | 12:00 PM MT | GRAND FORKS, ND



2024 Schedule

| | | |
|-------|-----------------|----------|
| 08/31 | at Iowa State | 2:30 PM |
| 09/07 | vs Montana | 6:00 PM |
| 09/14 | vs Idaho State | 1:00 PM |
| 09/21 | vs San Diego | 1:00 PM |
| 09/28 | vs Murray St. | 1:00 PM |
| 10/5 | at NDSU | 2:30 PM |
| 10/19 | vs UNI | 1:00 PM |
| 10/26 | at YSU | 5:00 PM |
| 11/2 | at Indiana St. | 12:00 PM |
| 11/9 | vs SDSU | 1:00 PM |
| 11/16 | vs South Dakota | 12:00 PM |
| 11/23 | at Illinois St. | 12:00 PM |

2023 Schedule (8-5, 5-4)

| | | |
|-------|-----------------|-------------|
| 09/02 | vs Drake | W, 55-7 |
| 09/09 | vs NAU | W, 37-22 |
| 09/16 | at Boise St. | L, 42-18 |
| 09/30 | at #1 SDSU | L, 42-21 |
| 10/07 | vs W. Illinois | W, 49-10 |
| 10/14 | vs #6 NDSU | W, 49-24 |
| 10/21 | at UNI | L, 27-0 |
| 10/28 | vs Indiana St. | W, 36-33 OT |
| 11/04 | at Murray St. | W, 45-31 |
| 11/11 | at #6 S. Dakota | L, 14-10 |
| 11/18 | vs Illinois St. | W, 22-21 |

FCS Playoffs

11/25 vs #15 Sac State L, 42-35

Location.....Grand Forks, ND-
 Founded.....1883
 Enrollment.....14648
 Affiliation.....NCAA DI FCS
 Conference.....MVFC
 Nickname.....Hawks
 Colors.....Green and White
 Homefield.....Alerus Center
 Capacity.....21,000
 President..... Dr. Andrew Armacost
 Athletic Director..... Bill Chaves

Head Coach.....Bubba Schweigert
 Alma Mater, Year.....Jamestown, 1988
 Record at OSU.....0-0
 Career Record.....0-0
 Contact..... 737-2614
 Lettermen Returning/Lost
 Starters Returning/Lost
 2023 Overall Record.....8-5
 2023 Conference Record.....5-4

Series Notes

This will be the 10th meeting of the Bengals and Fighting Hawks, and just the fourth time for the Bengals at the Alerus Center in Grand Forks, ND.

In the past five meetings, the Bengals lead the series 3-2, but UND has the last win, a 35-14 result in Pocatello during the 2021 season.

Series Information

Results

ISU trails the all-time series 6-3

Current Streak Leader: UND 1

Home: 1-5

Away: 2-1

Last 10 (or History)

| Year | Site | Date | Res | Score |
|------|------|-------|----------|-------|
| 2021 | H | 9/4 | L, 35-14 | |
| 2019 | H | 10/12 | W, 55-20 | |
| 2018 | A | 9/22 | W, 25-21 | |
| 2016 | H | 10/22 | L, 28-21 | |
| 2015 | A | 10/10 | W, 37-31 | |
| 2013 | H | 10/5 | L, 28-25 | |
| 2008 | H | 9/18 | L, 38-35 | |
| 1966 | A | 9/24 | L, 41-0 | |
| 1965 | H | 11/6 | L, 27-0 | |

Top Bengal Performances against UND

Rushing

T. Flanagan - 20/167 Yds, 1 TD - 75 Yd rush - 10/10/15

Passing

M. Sanders 32/49 - 427 Yds 4 TD - 10/10/15

M. Struck 23/41 - 396 Yds 5 TDs - 10/12/2019

Receiving

KW Williams - 12/204 yds - 2 TDs - 10/10/15

Tackles/Int/Fr

K. Graves - 14 tackles, 1 Int - 9/22/18



2024 OPPONENTS

GAME 4

ISU VS SOUTHERN UTAH

09/21/2024 | 4:00 PM MT | POCATELLO, IDAHO



2024 Schedule

| | | |
|-------|----------------------|----------|
| 08/29 | at Utah | 7:00 PM |
| 09/07 | at UTEP | 7:00 PM |
| 09/14 | vs UC Davis | 6:00 PM |
| 09/21 | at Idaho State | 4:00 PM |
| 09/28 | at Austin Peay | 12:00 PM |
| 10/05 | vs Tarleton St. | 6:00 PM |
| 10/12 | vs ECU | 2:00 PM |
| 10/26 | at W. Georgia | 12:00 PM |
| 11/02 | at Abilene Christian | 2:00PM |
| 11/09 | vs N. Alabama | 1:00 PM |
| 11/16 | at UCA | 3:00 PM |
| 11/23 | vs Utah Tech | 1:00 PM |

2023 Schedule (6-5, 4-2)

| | | |
|-------|--------------------|----------|
| 08/31 | at Arizona State | L, 24-21 |
| 09/09 | at BYU | L, 41-16 |
| 09/16 | at #16 UC Davis | L, 23-21 |
| 09/23 | vs W. Illinois | W, 37-17 |
| 09/30 | vs #25 UCA | L, 29-27 |
| 10/07 | at Tarleton St. | W, 27-26 |
| 10/21 | vs #24 Austin Peay | L, 48-45 |
| 10/28 | vs ACU | W, 52-14 |
| 11/4 | vs Lincoln (CA) | W, 35-6 |
| 11/11 | at SFA | W, 45-17 |
| 11/18 | at Utah Tech | W, 24-16 |

Location.....Corvallis, OR
 Founded.....1868
 Enrollment.....33,193
 Affiliation.....NCAA DI FBS
 Conference.....PAC
 Nickname.....Beavers
 Colors.....Orange and Black
 Homefield.....Reser Stadium
 Capacity.....35,548
 President..... Jayathi Murthy
 Athletic Director..... Scott Barnes

Head Coach.....Trent Bray
 Alma Mater, Year.....Oregon State, 2007
 Record at OSU.....0-0
 Career Record.....0-0
 Contact..... 737-2614
 Lettermen Returning/Lost
 Starters Returning/Lost
 2023 Overall Record.....8-5
 2023 Conference Record.....5-4

Series Notes

This is the 19th meeting of the Bengals and Thunderbirds and the 12th game played in Pocatello. The Bengals lead the home series 9-3 with the last home loss coming in 2016, a 52-27 game.

In the previous 10 games, the Bengals lead 6-4, with the last win coming off of a field goal as time expired in Cedar City during the Spring 2021 season.

Series Information

Results

ISU leads the all-time series 11-7-1

Current Streak: ISU 1

Home: 9-3

Away: 2-4-1

Last 10 (or History)

| Year | Site | Date | Res | Score |
|--------|------|-------|-----------|-------|
| S 2021 | A | 03/06 | W, 26-24 | |
| 2019 | A | 10/26 | L, 59-34 | |
| 2016 | H | 10/29 | L, 52-27 | |
| 2014 | H | 11/18 | W, 56-28 | |
| 2013 | A | 10/26 | L, 19-9 | |
| 2005 | H | 9/1 | W, 38-13) | |
| 2004 | A | 11/20 | L, 45-31 | |
| 2003 | H | 11/22 | W, 36-17 | |
| 2002 | A | 11/23 | W, 42-17 | |
| 2001 | H | 11/17 | W, 30-23 | |

Top Bengal Performances against Oregon State

Rushing

X. Finney - 25/170 Yds 3 TDs - 10/18/14

Passing

J. Arias - 30/50 465 Yds, 4Tds 10/18/14

Receiving

KW Williams 10/99 2 Tds - 10/18/14

Tackles/Int/Fr

K. Graves 14 Tackles, 1.5 TFL, 1 INT 45 Yds 10/26/19





2024 OPPONENTS

GAME 5

ISU VS MONTANA STATE

09/28/2024 | 4:00 PM MT | POCATELLO, ID



2024 Schedule

| | | |
|-------|----------------|---------|
| 08/24 | at New Mexico | 2:00 PM |
| 08/31 | at Utah Tech | 8:00 PM |
| 09/07 | vs Maine | 6:00 PM |
| 09/21 | vs Mercyhurst | |
| 09/28 | at Idaho State | 4:00 PM |
| 10/05 | vs N. Colorado | |
| 10/12 | vs Idaho | |
| 10/19 | at PSU | |
| 11/02 | at EWU | |
| 11/09 | vs Sac State | |
| 11/16 | at UC Davis | |
| 11/23 | vs Montana | |

2023 Schedule (8-4, 6-2)

| | | |
|-------|--------------|----------|
| 09/02 | vs Utah Tech | W, 63-20 |
| 09/09 | at SDSU | L, 20-16 |
| 09/16 | vs Stetson | W, 57-20 |
| 09/23 | at Weber St. | W, 40-0 |
| 09/30 | vs PSU | W, 38-22 |
| 10/14 | vs Cal Poly | W, 59-19 |
| 10/21 | at Sac State | W, 42-30 |
| 10/28 | at Idaho | L, 24-21 |
| 11/4 | vs NAU | W, 45-21 |
| 11/11 | vs EWU | W, 57-14 |
| 11/18 | at Montana | L, 37-7 |

FCS Playoffs

| | | |
|------|---------|----------|
| 12/2 | vs NDSU | L, 35-34 |
|------|---------|----------|

Location.....Corvallis, OR
 Founded.....1868
 Enrollment.....33,193
 Affiliation.....NCAA DI FBS
 Conference.....PAC
 Nickname.....Beavers
 Colors.....Orange and Black
 Homefield.....Reser Stadium
 Capacity.....35,548
 President.....Jayathi Murthy
 Athletic Director.....Scott Barnes

Head Coach.....Trent Bray
 Alma Mater, Year.....Oregon State, 2007
 Record at OSU.....0-0
 Career Record.....0-0
 Contact.....737-2614
 Lettermen Returning/Lost
 Starters Returning/Lost
 2023 Overall Record.....8-5
 2023 Conference Record.....5-4

Series Notes

The tradition of Bengals and Bobcats squaring off continues in 2024 with the 85th all-time meeting of the two programs. This is the 43rd meeting in Pocatello.

ISU and MSU first met in 1923 and are both original members of the Big Sky Conference.

Series Information

Results

MSU Leads the all-time series 50-31-3

Current Streak: MSU 2

Home: 22-18-2

Away: 9-31-1

Last 10 (or History)

| Year | Site | Date | Res | Score |
|------|------|-------|-----|------------|
| 2022 | A | 10/8 | L | 6-37 |
| 2021 | A | 10/23 | L | 9-27 |
| 2018 | H | 10/27 | W | 24-17 |
| 2017 | A | 10/28 | L | 28-14 |
| 2015 | H | 11/14 | L | 44-20 |
| 2014 | A | 11/15 | L | 44-39 |
| 2011 | A | 10/29 | L | 54-13 |
| 2010 | H | 10/30 | L | 23-20 (OT) |
| 2009 | A | 10/31 | L | 41-10 |
| 2008 | H | 10/4 | L | 33-21 |

Top Bengal Performances against Montana State

Rushing

A. Anderson, 271 Yds - 10/8/94
 A. Anderson, 161 Yds - 10/19/93
 J. Barnett - 148 Yds - 10/1/05

Passing

M. Hetherington, 348 yds - 10/2/04
 J. Whitmer, 306 Yds - 11/14/87
 T. Gueller, 218 Yds, 2 Tds - 10/27/18

Receiving

M. Thompson - 149 Yds - 10/8/93
 Ed Bell - 144 Yds - 10/12/68

Tackles/Int/Fr

C. Holland - 18 tackles - 1 TFL - 1 Sack 10/27/18



2024 OPPONENTS

GAME 6

ISU AT CAL POLY

10/05/2024 | 6:00 PM | SAN LUIS OBISPO, CA



2024 Schedule

| | | |
|-------|----------------|---------|
| 08/31 | at San Diego | |
| 07/07 | at Stanford | |
| 09/14 | vs WOU | 5:00 PM |
| 09/28 | at UNC | |
| 10/05 | vs Idaho State | 5:00 PM |
| 10/12 | at UC Davis | |
| 10/19 | at Idaho | |
| 11/02 | vs Montana | 2:00 PM |
| 11/09 | vs NAU | 5:00 PM |
| 11/16 | vs Sac State | 2:00 PM |
| 11/23 | at Weber State | |

2023 Schedule (3-8, 1-7)

| | | |
|-------|----------------|----------|
| 09/02 | vs San Diego | W, 27-10 |
| 09/09 | at SJSU | L, 59-3 |
| 09/16 | vs Lincoln(CA) | W, 41-20 |
| 09/23 | at PSU | L, 59-21 |
| 09/30 | vs UC Davis | L, 31-13 |
| 10/07 | vs Idaho | L, 42-14 |
| 10/14 | at MSU | L, 59-19 |
| 10/21 | vs UNC | W, 24-17 |
| 11/04 | at EWU | L, 48-13 |
| 11/11 | at Sac State | L, 41-30 |
| 11/18 | vs Weber St. | L, 48-21 |

Location.....San Luis Obispo, CA
 Founded.....1901
 Enrollment.....21,778
 Nickname.....Mustangs
 Official Colors.....Forest Green & Gold
 Conference.....Big Sky
 University President..... Jeffrey D. Armstrong
 Director of Athletics..... Don Oberhelman
 Athletics Department Official Athletics Website..... GoPoly.com
 Coaching Staff
 Head Coach.....Paul Wulff

(Washington State, '90)
 Record at Cal Poly..... 3-8 (2nd season)
 Career Record.....65-88 (13 years)

2023 Record: 3-8 overall
 2023 Conference: Big Sky (1-7, 11th Place)
 Basic Offense: Multiple Formations
 Basic Defense: 4-3
 Lettermen Returning 61 total
 Starters Returning (Five or More Games) 22 total (9 offense / 10 defense / 3 specialists)
 Starters Lost (Five or More Games) 9 total (5 offense / 3 defense / 1 specialist)

Series Notes

The Bengals have taken two of the last five against the Cal Poly Mustangs with the last win coming in 2022, the last meeting of the two programs.

The series is headed into its 87th year with the first meeting of the two programs in 1937 in Pocatello.

Series Information

Results

ISU trails the all-time series 10-14

Current Streak: ISU 1
Home: 7-5
Away: 3-10

Last 10 (or History)

| Year | Site | Date | Res | Score |
|------|------|-------|-----|-------|
| 2022 | H | 10/15 | W, | 40-31 |
| 2021 | A | 11/13 | L, | 32-29 |
| 2018 | A | 11/10 | L, | 37-14 |
| 2017 | H | 9/30 | W, | 38-34 |
| 2015 | A | 10/3 | L, | 58-26 |
| 2014 | H | 11/8 | W, | 30-28 |
| 2012 | A | 11/10 | L, | 70-14 |
| 2008 | A | 11/1 | L, | 49-10 |
| 2006 | H | 10/27 | L, | 48-28 |
| 2005 | A | 11/19 | L, | 35-10 |

Top Bengal Performances against Cal Poly

Rushing

A. Anderson - 129 yds - 9-9-95

Passing

H. Hays - 202 yards

There have been no 300 yard passing games

Receiving

J. Taylor - 149 yds - 10-27-07

X. Guillory - 120 yds - 10/15/22

Tackles/Int/Fr





2024 OPPONENTS

GAME 7

ISU VS PORTLAND STATE

10/12/2024 | 4:00 PM MT | POCATELLO, ID



Location.....Portland, OR
 Founded.....1946
 Enrollment.....27,229
 Affiliation.....NCAA DI FBS
 Conference.....Big Sky
 Nickname.....Vikings
 Colors.....Green and Black
 Homefield.....Hillsboro Stadium
 Capacity.....7,600
 President.....Ann Cudd
 Athletic Director.....Matt Billings

Head Coach.....Bruce Barnum
 Alma Mater, Year.....Eastern Washington, 87
 Lettermen Returning/Lost.....42/28
 Starters Returning/Lost.....14/11
 2023 Overall Record.....5-6
 2023 Conference Record.....4-4

2024 Schedule

| | | |
|-------|-------------------|----------|
| 08/31 | Washington St. | 12:00 PM |
| 09/07 | at Weber State | 6:00 PM |
| 09/14 | vs South Dakota | 6:00 PM |
| 09/21 | at Boise State | 7:45 PM |
| 09/28 | at Chattanooga | 6:00 PM |
| 10/05 | vs UC Davis | 1:00 PM |
| 10/12 | at Idaho State | 4:00 PM |
| 10/19 | vs Montana St. | 1:00 PM |
| 11/2 | at Sacramento St. | 6:00 PM |
| 11/9 | vs Idaho | 1:00 PM |
| 11/16 | at Montana | 1:00 PM |
| 11/23 | vs N. Colorado | 1:00 PM |

2023 Schedule (5-6, 4-4)

| | | |
|-------|----------------|----------|
| 09/02 | at Oregon | L, 81-7 |
| 09/09 | at Wyoming | L, 31-17 |
| 09/16 | vs N. American | W, 91-0 |
| 09/23 | vs Cal Poly | W, 59-21 |
| 09/30 | at Montana St. | L, 38-22 |
| 10/14 | at NAU | W, 45-21 |
| 10/21 | vs Idaho State | L, 38-24 |
| 10/28 | vs EWU | W, 47-35 |
| 11/04 | at UC Davis | L, 37-23 |
| 11/11 | vs Montana | L, 34-10 |
| 11/18 | at UNC | W, 27-23 |

Series Notes

This will be the 27th out of 28 years that the Bengals and Vikings have faced off on the gridiron.

Idaho state leads the all-time series 27-18-1 with the tie coming in 1987. In the past five meetings ISU and PSU are deadlocked at 5-5.

Series Information

Results

ISU leads the all-time series 27-18

Current Streak: ISU 1
Home: 16-7
Away: 11-11

Last 10 (or History)

| Year | Site | Date | Res | Score |
|------|------|-------|----------|-------|
| 2023 | A | 10/21 | W, 38-24 | |
| 2021 | A | 10/16 | L, 31-10 | |
| 2019 | H | 9/28 | W, 51-24 | |
| 2018 | A | 11/3 | W, 48-45 | |
| 2017 | H | 10/21 | W, 59-30 | |
| 2016 | A | 10/1 | L, 45-20 | |
| 2015 | H | 9/12 | L, 34-14 | |
| 2014 | A | 11/1 | W, 31-13 | |
| 2013 | H | 11/9 | L, 38-31 | |
| 2012 | A | 10/6 | L, 77-10 | |

Top Bengal Performances against Portland State

Rushing

J. Ford - 8/122 yds - 1 TD - 9/17/16

Passing

R. Hill - 23-38, 295 yds, 1 td - 9/15/07
 T. Gueller - 28-46, 227 yds - 9/17/2016

Receiving

E. Thompson - 12/174 yds - 09/15/07
 J. Cook - 6/78 yds - 09/17/16

Tackles/Int/Fr

M. Jenkins - 11 tackles, 2 sacks



2024 OPPONENTS

GAME 8

ISU AT NORTHERN ARIZONA

10/19/2024 | 2:00 PM MT | FLAGSTAFF, AZ



Location.....Flagstaff, AZ
 Founded.....1899
 Enrollment.....29,031
 Affiliation.....NCAA DI FBS
 Conference.....Big Sky
 Nickname.....Lumberjacks
 Colors.....Blue and Yellow
 Homefield.....Walkup Skydome
 Capacity.....11,230
 President.....Jose Luis Cruz Rivera
 Athletic Director.....Mike Marlow

Head Coach.....Brian Wright
 Alma Mater, Year.....Wooster, 1994
 Record at OSU.....0-0
 Career Record.....0-0
 Lettermen Returning/Lost.....28/30
 Starters Returning/Lost.....12/16
 2023 Overall Record.....5-6
 2023 Conference Record.....5-3

2024 Schedule

| | | |
|-------|-------------------|----------|
| 08/31 | vs Lincoln(CA) | 1:00 PM |
| 09/07 | at Arizona | 7:00 PM |
| 09/14 | at Utah Tech | 6:00 PM |
| 09/21 | at Incarnate Word | 4:00 PM |
| 09/28 | vs Sac State | 1:00 PM |
| 10/05 | at Idaho | 3:00 PM |
| 10/12 | at Montana | 2:00 PM |
| 10/19 | vs Idaho State | 1:00 PM |
| 11/02 | vs Weber State | 1:00 PM |
| 11/09 | at Cal Poly | 6:00 PM |
| 11/16 | At UNC | 12:00 PM |
| 11/23 | vs EWU | 1:00 PM |

2023 Schedule (5-6, 5-3)

| | | |
|-------|----------------|----------|
| 09/02 | at Arizona | L, 38-3 |
| 09/09 | at UND | L, 37-22 |
| 09/16 | vs Utah Tech | L, 50-36 |
| 09/23 | vs Montana | W, 28-14 |
| 09/30 | at Sac State | L, 31-30 |
| 10/07 | at Weber St. | W, 27-10 |
| 10/17 | vs PSU | L, 45-21 |
| 10/28 | vs UC Davis | W, 38-21 |
| 11/04 | at Montana St. | L, 45-21 |
| 11/11 | vs UNC | W, 28-7 |
| 11/18 | at EWU | W, 49-42 |

Series Notes

This is the 56th meeting of the Bengals and Lumberjacks going back to 1951

The Bengals' last win came in 2018, a 56-42 shootout in Pocatello.

Series Information

Results

ISU trails the all-time series 18-36-1

Current Streak: NAU 2

Home: 15-14

Away: 3-22-1

Last 10 (or History)

| Year | Site | Date | Res | Score |
|------|------|-------|---------------|-------|
| 2022 | H | 10/22 | L, 10-24 | |
| 2021 | A | 10/2 | L, 48-17 | |
| 2018 | H | 9/29 | W, 56-42 | |
| 2016 | A | 10/15 | L, 52-7 | |
| 2013 | A | 10/19 | L, 39-30 | |
| 2012 | H | 11/3 | L, 50-10 | |
| 2011 | A | 9/24 | L, 20-3 | |
| 2010 | H | 9/25 | L, 32-7 (HC) | |
| 2009 | A | 10/24 | L, 40-12 | |
| 2008 | H | 10/18 | L, 52-30 (HC) | |

Top Bengal Performances against NAU

Rushing

J. Peoples - 210 Yds - 10-5-1991
 D. Thornton - 163 Yds - 10-7-1961
 J. Madison - 149 Yds - 09-29-18

Passing

V. Harris - 397 Yds - 10-20-1983
 M. Gutierrez - 394 Yds - 9-23-06
 J. Arias - 395 Yds - 10-19-13

Receiving

A. Lacey - 216 Yds - 9-23-06
 T. Waters - 145 Yds - 10-28-95





2024 OPPONENTS

GAME 9

ISU VS SACRAMENTO STATE

10/26/2024 | 4:00 PM MT | POCATELLO, IDAHO



2024 Schedule

| | | |
|-------|-----------------|----------|
| 08/29 | at San Jose St. | 7:00 PM |
| 09/07 | at Fresno State | TBA |
| 09/14 | vs Nicholls | 6:00 PM |
| 09/21 | at TAMC | 4:00 PM |
| 09/28 | at NAU | 1:00 PM |
| 10/12 | vs EWU | 6:00 PM |
| 10/19 | vs Weber St. | 6:00 PM |
| 10/26 | at Idaho State | 4:00 PM |
| 11/02 | vs Portland St. | 6:00 PM |
| 11/09 | at Montana St. | 12:00 PM |
| 11/16 | at Cal Poly | 2:00 PM |
| 11/23 | vs UC Davis | 2:00 PM |

2023 Schedule (8-5, 4-4)

| | | |
|-------|----------------|----------|
| 08/31 | at Nicholls | W, 38-24 |
| 09/09 | vs TAMC | W, 34-6 |
| 09/16 | at Stanford | W, 30-23 |
| 09/23 | at Idaho | L, 36-27 |
| 09/30 | vs NAU | W, 31-30 |
| 10/14 | at UNC | W, 21-13 |
| 10/21 | vs Montana St. | L, 42-30 |
| 10/28 | vs Idaho State | W, 51-16 |
| 11/04 | at Montana | L, 34-7 |
| 11/11 | vs Cal Poly | W, 41-30 |
| 11/18 | at UC Davis | L, 31-21 |

FCS Playoffs

| | | |
|-------|-----------------|----------|
| 11/25 | at North Dakota | W, 42-35 |
| 12/02 | at South Dakota | L, 34-24 |

Location.....Sacramento, CA
 Founded.....1947
 Enrollment.....30,661
 Affiliation.....NCAA DI Fcs
 Conference.....Big Sky
 Nickname.....Hornets
 Colors.....Green and White
 Homefield.....Hornet Stadium
 Capacity.....21,195
 President.....J. Luke Wood
 Athletic Director..... Mark Orr

Head Coach.....Andy Thompson
 Alma Mater, Year.....Montana, 2004
 Record at SAC.....First Year-
 Career Record.....Same
 Lettermen Returning/Lost.....49/32
 Starters Returning/Lost.....13/14
 2023 Overall Record.....8-5
 2023 Conference Record.....4-4

Series Notes

The Bengals and Hornets meet for the 23rd time in program history this fall and the 13th time in Pocatello.

The Bengals lead the series in Pocatello 7-5 while the Hornets lead the overall series.

Series Information

Results

ISU trails the all-time series 8-14

Current Streak: SAC +3

Home: 7-5

Away: 1-9

Last 10 (or History)

| Year | Site | Date | Res | Score |
|------|------|-------|----------|-------|
| 2023 | A | 10/28 | L, 16-51 | |
| 2021 | H | 9/25 | L, 23-21 | |
| 2017 | A | 10/14 | L 41-21 | |
| 2016 | H | 9/24 | W, 42-34 | |
| 2015 | A | 10/24 | L, 38-13 | |
| 2014 | H | 9/27 | W, 44-24 | |
| 2012 | H | 9/29 | L, 54-31 | |
| 2011 | A | 11/12 | L, 24-9 | |
| 2010 | H | 11/13 | L, 45-17 | |
| 2009 | A | 10/10 | L, 38-17 | |

Top Bengal Performances against Sac State

Rushing

I. Mitchell - 160 Yds - 09/27/03
 M. Dean - 154 Yds - 09/24/16
 X. Finney - 138 Yds - 09/27/14

Passing

J. Arias - 413 Yds - 09/27/14
 Doug Baughman - 392 Yds - 09/22/01

Receiving

M. Mangum - 174 Yds - 09/27/14
 J. Cook - 118 Yds - 09/24/16



2024 OPPONENTS

GAME 10

ISU AT WEBER STATE

11/09/2024 | 1:00 PM MT | OGDEN, UTAH



WEBER STATE

2024 Schedule

| | | |
|-------|-----------------|---------|
| 08/31 | at Washington | 9:00 PM |
| 09/07 | vs Portland St. | 6:00 PM |
| 09/14 | at Lamar | 5:00 PM |
| 09/21 | at NW State | 5:00 PM |
| 09/28 | vs McNeese | 6:00 PM |
| 10/05 | at Montana | 1:00 PM |
| 10/12 | vs UNC | 6:00 PM |
| 10/19 | at Sac State | 7:00 PM |
| 11/02 | at NAU | 2:00 PM |
| 11/09 | vs Idaho State | 1:00 PM |
| 11/16 | at Idaho | 6:00 PM |
| 11/23 | vs Cal Poly | 1:00 PM |

2023 Schedule (6-5, 4-4)

| | | |
|-------|----------------|----------|
| 08/31 | vs CWU | W, 35-10 |
| 09/09 | vs UNI | W, 34-17 |
| 09/16 | at Utah | L, 31-7 |
| 09/23 | vs Montana St. | L, 40-0 |
| 09/30 | at UNC | W, 28-21 |
| 10/7 | vs NAU | L, 27-10 |
| 10/14 | vs UC Davis | L, 17-16 |
| 10/21 | at EWU | L, 31-23 |
| 11/04 | at Idaho State | W, 33-21 |
| 11/11 | vs Idaho | W, 31-29 |
| 11/18 | at Cal Poly | W, 48-21 |

Location.....Ogden, Utah
 Founded.....1889
 Enrollment.....30,536
 Affiliation.....NCAA DI FCS
 Conference.....Big Sky
 Nickname.....Wildcats
 colors.....Purple and White
 Homefield.....Stewart Stadium
 Capacity.....13,441
 President.....Dr. Brad Mortensen
 Athletic Director.....Tim Crompton

Head Coach.....Mickey Mental
 Alma Mater, Year.....Baldwin Wallace - 08
 Record at WSU.....6-5 / 4-4
 Career Record.....22-7 / 17-5

Lettermen Returning.....46
 Starters Returning.....12
 2023 Overall Record.....6-5
 2023 Conference Record.....4-4

Series Notes

ISU and Weber face off once again in the 64th meeting of the Bengals and Wildcats.

Weber is riding a 10 game win streak into the series. The Bengals have a mountain to climb at Stewart Stadium where the bengals haven't won since 1984

Series Information

Results

ISU trails the all-time series 48-15

Current Streak: OSU +10

Home: 10-24

Away: 5-25

Last 10 (or History)

| Year | Site | Date | Res | Score |
|--------|------|-------|----------|-------|
| 2023 | H | 11/04 | L, 21-33 | |
| 2022 | A | 11/12 | L, 7-45 | |
| 2021 | H | 10/30 | L, 40-17 | |
| S 2021 | A | 4/10 | L, 20-15 | |
| S 2021 | H | 2/27 | L, 49-21 | |
| 2019 | A | 11/23 | L, 38-10 | |
| 2018 | H | 11/17 | L, 26-13 | |
| 2017 | A | 11/18 | L, 35-7 | |
| 2016 | H | 11/19 | L, 34-28 | |
| 2015 | A | 11/21 | L, 35-14 | |

Top Bengal Performances against Weber State

Rushing

D. McSurdy - 266 YDS - 11/22/2014*

E. McGill - 178 Yds - 11/12/1977

M. Hoge - 167 Yds - 11/21/1987

Passing

J. Whitmer - 469 Yds - 11/21/1987

M. Machurek - 355 Yds -- 9/20/1980

J. Arias - 322 Yds - 11/22/2014

Receiving

K. Pettit - 174 Yds - 11/21/1987

* 272 Rushing Yards is Idaho State single game D1 opponent record.





2024 OPPONENTS

GAME 11

ISU AT EASTERN WASHINGTON

11/16/2024 | 1:00 PM MT | CHENEY, WA



Location.....Cheney, WA
 Founded.....1882
 Enrollment.....13,453
 Affiliation.....NCAA DI FCS
 Conference.....Big Sky
 Nickname.....Eagles
 Colors.....Red and Black
 Homefield.....Roos field
 Capacity.....8,600
 President.....Shari McMahan
 Athletic Director.....Tim Collins

Head Coach.....Aaron Best
 Alma Mater, Year.....EWU, 2001
 Record at EWU.....48-32
 Career Record.....Same
 2023 Overall Record.....4-7
 2023 Conference Record.....3-5

2024 Schedule

| | | |
|-------|----------------|----------|
| 08/29 | vs Monmouth | 6:00 PM |
| 09/07 | vs Drake | 4:00 PM |
| 09/14 | at SELU | TBA |
| 09/21 | at Nevada | 12:00 PM |
| 09/28 | vs Montana | 5:00 PM |
| 10/12 | at Sac State | 6:00 PM |
| 10/19 | vs UC Davis | 4:00 PM |
| 10/26 | at Idaho | 6:00 PM |
| 11/02 | vs Montana St. | 1:00 PM |
| 11/09 | at UNC | 11:00 AM |
| 11/16 | vs Idaho State | 1:00 PM |
| 11/23 | at NAU | 12:00 PM |

2023 Schedule (4-7, 3-5)

| | | |
|-------|-----------------|--------------|
| 09/02 | vs NDSU | L, 35-10 |
| 09/09 | at Fresno St. | L, 34-31 2OT |
| 09/16 | vs SELU | W, 40-29 |
| 09/23 | at UC Davis | W, 27-24 |
| 09/30 | vs Idaho | L, 44-36 |
| 10/14 | at Idaho State | L, 41-41 |
| 10/21 | vs Weber St. | W, 31-23 |
| 10/28 | at Portland St. | L, 47-35 |
| 11/04 | vs Cal Poly | W, 48-13 |
| 11/11 | at Montana St. | L, 57-14 |
| 11/18 | vs NAU | L, 49-42 |

Series Notes

The Bengals broke a 12-game losing streak vs the Eagles in 2023 with a 42-41 comeback victory. Now the Bengals and Eagles meet on Roos Field in Cheney, WA for the rematch.

Series Information

Results

ISU trails the all-time series 31-9

Current Streak: ISU +1

Home: 5-19

Away: 4-12

Last 10 (or History)

| Year | Site | Date | Res | Score |
|--------|------|-------|--------------|-------|
| 2023 | H | 10/14 | W, 42-41 | |
| S 2021 | H | 03/13 | L, 46-42 | |
| 2019 | H | 11/9 | L, 48-5 | |
| 2016 | A | 11/12 | L, 48-17 | |
| 2015 | H | 10/17 | L, 45-28 | |
| 2014 | A | 10/4 | L, 56-53 | |
| 2013 | H | 11/2 | L, 55-34 | |
| 2011 | H | 11/19 | L, 45-14 | |
| 2010 | A | 11/20 | L, 34-7 | |
| 2009 | H | 9/19 | L, 38-8 (HC) | |

Top Bengal Performances against Eastern Washington

Rushing

I. Mitchell - 186 Yards - 11-24-01
 M. Hoge - 149 Yds - 11-23-1985

Passing

K. McCarthy 477 Yds - 10-16-1999
 V. Harris - 418 Yds - 10-27-1984
 T. Cavanaugh 399 Yds - 11-9-1991
 J. Cooke - 389 Yds - 10/14/2023

Receiving

C. James - 206 Yds - 10/14/2023
 E. Mirador - 160 Yds - 10-16-1999

Tackles/Int/Fr

M. Jenkins - 11 tackles, 2 sacks



2024 OPPONENTS

GAME 12

ISU VS IDAHO

11/23/2024 | 4:00 PM MT | POCATELLO, IDAHO



2024 Schedule

| | | |
|-------|-----------------|----------|
| 08/31 | at Oregon | 4:30 PM |
| 09/07 | at Wyoming | 12:30 PM |
| 09/14 | vs UAlbany | 1:00 PM |
| 09/21 | at Abilene C. | 5:00 PM |
| 09/28 | at UC Davis | 7:00 PM |
| 10/05 | vs NAU | 2:00 PM |
| 10/12 | at Montana St. | 7:15 PM |
| 10/19 | vs Cal Poly | 1:00 PM |
| 10/26 | vs EWU | 6:00 PM |
| 11/09 | at Portland St. | 1:00 PM |
| 11/16 | vs Weber State | 5:00 PM |
| 11/23 | at Idaho State | 3:00 PM |

2023 Schedule (9-4, 6-2)

| | | |
|-------|----------------|----------|
| 08/31 | at Lamar | W, 42-17 |
| 09/09 | at Nevada | W, 33-6 |
| 09-16 | at Cal | L, 31-17 |
| 09/23 | vs Sac State | W, 36-27 |
| 09/30 | at EWU | W, 44-36 |
| 10/07 | at Cal Poly | W, 42-14 |
| 10/14 | vs Montana | L, 23-21 |
| 10/27 | vs Montana St. | W, 24-21 |
| 11/04 | at UNC | W, 27-13 |
| 11/11 | at Weber St. | L, 31-29 |
| 11/18 | vs Idaho St. | W, 63-21 |

FCS Playoffs

| | | |
|-------|----------------|----------|
| 12/02 | vs S. Illinois | W, 20-17 |
| 12/09 | vs UAlbany | L, 30-22 |

Location.....Moscow, ID
 Founded.....1889
 Enrollment.....11,303
 Affiliation.....NCAA DI FCS
 Conference.....Big Sky
 Nickname.....Vandals
 Colors.....Silver and Pride Gold
 Homefield.....ASUI Kibbie Dome
 Capacity.....16,000
 President.....C. Scott Green
 Athletic Director.....Terry Gawlik

Head Coach.....Jason Eck
 Alma Mater, Year.....Wisconsin, 1999
 Record at OSU.....16-9
 Big Sky Record.....12-4

2023 Overall Record.....9-4
 2023 Conference Record.....6-2

Series Notes

The Bengals and Vandals meet for the 7th time since the return to the FCS for the Idaho Vandals battling for the newly minted Potato State Trophy. In the last six meeting the Vandals lead the series 4-2.

Both teams have recorded wins scoring 60+ points over the other.

Series Information

Results

ISU trails the all-time series 13-31

Current Streak: Idaho +3

Home: 8-14

Away: 5-17

Top Bengal Performances against Idaho

Rushing

C. Federico - 133 Yds - 10-6-1987

J. Dunne - 133 Yds - 9-26-1969

Last 10 (or History)

| Year | Site | Date | Res | Score |
|--------|------|-------|----------|-------|
| 2023 | A | 11/18 | L, 63-21 | |
| 2022 | H | 11/19 | L, 7-38 | |
| 2021 | H | 11/20 | L, 14-0 | |
| S 2021 | H | 04/03 | W, 24-22 | |
| 2019 | A | 10/19 | L, 45-21 | |
| 2018 | H | 10/6 | W, 62-28 | |
| 2008 | A | 9/6 | L, 42-27 | |
| 2006 | A | 9/16 | L, 27-24 | |
| 1998 | A | 10/3 | L, 52-3 | |
| 1997 | H | 9/13 | L, 43-0 | |
| 1995 | H | 9/30 | W, 26-21 | |

Passing

T. Gueller - 492 Yds - 10-6-2018

T. Van Der Waal - 398 - 04-03-2021

M. Machurek - 359 Yds - 10-31-1981

Receiving

T. Conner - 208 Yds - 04-03-2021

M. Gueller - 184 Yds - 10-6-2018

M. Dean - 156 Yds - 10-6-2018

S. Carter - 142 Yds - 10-9-1993





2023 ISU FOOTBALL STATISTICS

2023-24 Idaho St. Football Game Results All games

Page 1/1
as of Jul 16, 2024

Team Results

| | Date | Opponent | | Score | Overall | Conf | Time | Attend |
|---|------------|-------------------|---|-------|---------|------|------|--------|
| | 09/02/2023 | at San Diego St. | L | 28-36 | 0-1 | 0-0 | 3:42 | 22345 |
| | 09/09/2023 | at Utah St. | L | 28-78 | 0-2 | 0-0 | 3:03 | 20034 |
| | 09/16/2023 | UNI | L | 17-41 | 0-3 | 0-0 | 2:57 | 6120 |
| * | 09/23/2023 | Northern Colo. | W | 35-21 | 1-3 | 1-0 | 3:21 | 8012 |
| * | 09/30/2023 | at Montana | L | 20-28 | 1-4 | 1-1 | 3:10 | 26678 |
| * | 10/14/2023 | Eastern Wash. | W | 42-41 | 2-4 | 2-1 | 3:24 | 6763 |
| * | 10/21/2023 | at Portland St. | W | 38-24 | 3-4 | 3-1 | 3:04 | 2174 |
| * | 10/28/2023 | at Sacramento St. | L | 16-51 | 3-5 | 3-2 | 3:21 | 13733 |
| * | 11/04/2023 | Weber St. | L | 21-33 | 3-6 | 3-3 | 3:18 | 8233 |
| * | 11/11/2023 | UC Davis | L | 14-21 | 3-7 | 3-4 | 2:56 | 7001 |
| * | 11/18/2023 | at Idaho | L | 21-63 | 3-8 | 3-5 | 3:19 | 9854 |





2023-24 Idaho St. Football
Team Game-by-Game
All games

| Date | Opponent | Rushing | | | | Receiving | | | | Passing | | | | Kick Returns | | | | Punt Returns | | | | tot off | | |
|------------------|-------------------|------------|-------------|-----------|-----------|------------|-------------|-----------|-----------|------------|------------|-----------|-------------|--------------|-----------|-----------|------------|--------------|-----------|-----------|------------|----------|-----------|-------------|
| | | no. | yds | td | lg | no. | yds | td | lg | cmp | att | int | yds | td | lg | no. | yds | td | lg | no. | yds | | td | lg |
| 09/02/2023 | at San Diego St. | 17 | 22 | 1 | 10 | 31 | 322 | 2 | 39 | 31 | 63 | 3 | 322 | 2 | 39 | 3 | 91 | 0 | 33 | 0 | 0 | 0 | 0 | 344 |
| 09/09/2023 | at Utah St. | 30 | 101 | 1 | 16 | 34 | 323 | 3 | 28 | 34 | 53 | 2 | 323 | 3 | 28 | 3 | 59 | 0 | 24 | 0 | 0 | 0 | 0 | 424 |
| 09/16/2023 | UNI | 17 | 28 | 1 | 11 | 30 | 318 | 1 | 34 | 30 | 44 | 1 | 318 | 1 | 34 | 2 | 32 | 0 | 17 | 0 | 0 | 0 | 0 | 346 |
| 09/23/2023 | Northern Colo. | 30 | 103 | 3 | 14 | 26 | 326 | 2 | 32 | 26 | 42 | 1 | 326 | 2 | 32 | 0 | 0 | 0 | 0 | 0 | 0 | 0 | 0 | 429 |
| 09/30/2023 | at Montana | 13 | 45 | 0 | 17 | 31 | 289 | 3 | 28 | 31 | 47 | 2 | 289 | 3 | 28 | 1 | 18 | 0 | 18 | 0 | 0 | 0 | 0 | 334 |
| 10/14/2023 | Eastern Wash. | 20 | 49 | 3 | 38 | 38 | 523 | 3 | 65 | 38 | 55 | 2 | 523 | 3 | 65 | 1 | 22 | 0 | 22 | 0 | 0 | 0 | 0 | 572 |
| 10/21/2023 | at Portland St. | 35 | 165 | 4 | 37 | 21 | 297 | 1 | 55 | 21 | 32 | 0 | 297 | 1 | 55 | 2 | 38 | 0 | 23 | 2 | 38 | 0 | 40 | 462 |
| 10/28/2023 | at Sacramento St. | 19 | 42 | 0 | 10 | 30 | 292 | 2 | 34 | 30 | 56 | 4 | 292 | 2 | 34 | 4 | 62 | 0 | 24 | 1 | 0 | 0 | 0 | 334 |
| 11/04/2023 | Weber St. | 16 | -30 | 1 | 20 | 30 | 354 | 2 | 47 | 30 | 55 | 1 | 354 | 2 | 47 | 1 | 17 | 0 | 17 | 1 | 8 | 0 | 8 | 324 |
| 11/11/2023 | UC Davis | 24 | 77 | 0 | 30 | 33 | 333 | 2 | 40 | 33 | 56 | 2 | 333 | 2 | 40 | 2 | 64 | 0 | 38 | 2 | 14 | 0 | 10 | 410 |
| 11/18/2023 | at Idaho | 22 | 50 | 0 | 19 | 21 | 254 | 3 | 44 | 21 | 40 | 4 | 254 | 3 | 44 | 2 | 38 | 0 | 20 | 0 | 0 | 0 | 0 | 304 |
| Idaho St. | | 243 | 652 | 14 | 38 | 325 | 3631 | 24 | 65 | 325 | 543 | 22 | 3631 | 24 | 65 | 21 | 441 | 0 | 38 | 6 | 60 | 0 | 40 | 4283 |
| Opponents | | 446 | 2477 | 28 | 60 | 248 | 2773 | 26 | 75 | 248 | 361 | 8 | 2773 | 26 | 75 | 30 | 645 | 0 | 50 | 12 | 165 | 1 | 79 | 5250 |

Idaho St. Averages

| Games | Avg/ rush | Avg/ catch | Pass effic | KR avg | PR avg | All purpose avg/game | Total offense avg/game |
|-------|-----------|------------|------------|--------|--------|----------------------|------------------------|
| 11 | 2.7 | 11.2 | 122.5 | 21.0 | 10.0 | 442.6 | 389.4 |

| Date | Opponent | Tackles | | | Sacks | Fumble | Pass Defense | | | blkd | PAT attempts | | | off | | | | |
|------------------|-------------------|------------|------------|------------|-----------------|---------------|--------------|-------------|---------------|-----------|--------------|----------|--------------|----------|----------|----------|------------|------------|
| | | ua | a | total | tfl-yds | no-yds | ff | fr-yds | int-yds | qbh | brup | kick | kick | rush | rcv | saf | t/o | pts |
| 09/02/2023 | at San Diego St. | 44 | 22 | 66 | 5.0-12 | 1-3 | 3 | 2-0 | 1-0 | 3 | 2 | 0 | 2-2 | 0 | 1 | 0 | 0 | 28 |
| 09/09/2023 | at Utah St. | 36 | 44 | 80 | 5.0-15 | 1-8 | 0 | 0-0 | 0-0 | 1 | 1 | 0 | 4-4 | 0 | 0 | 0 | 0 | 28 |
| 09/16/2023 | UNI | 31 | 52 | 83 | 7.0-10 | 0-0 | 0 | 0-0 | 0-0 | 0 | 4 | 0 | 2-2 | 0 | 0 | 0 | 0 | 17 |
| 09/23/2023 | Northern Colo. | 43 | 40 | 83 | 6.0-18 | 2-12 | 1 | 1-0 | 2-5 | 1 | 4 | 0 | 5-5 | 0 | 0 | 0 | 0 | 35 |
| 09/30/2023 | at Montana | 44 | 30 | 74 | 7.0-46 | 3-33 | 0 | 0-0 | 0-0 | 0 | 2 | 0 | 2-2 | 0 | 0 | 0 | 0 | 20 |
| 10/14/2023 | Eastern Wash. | 39 | 42 | 81 | 3.0-12 | 1-5 | 0 | 0-0 | 0-0 | 0 | 5 | 0 | 6-6 | 0 | 0 | 0 | 0 | 42 |
| 10/21/2023 | at Portland St. | 38 | 20 | 58 | 6.0-23 | 2-13 | 1 | 0-0 | 1-0 | 3 | 5 | 0 | 5-5 | 0 | 0 | 0 | 0 | 38 |
| 10/28/2023 | at Sacramento St. | 42 | 44 | 86 | 5.0-24 | 1-6 | 1 | 2-0 | 1-31 | 5 | 2 | 0 | 1-2 | 0 | 0 | 0 | 0 | 16 |
| 11/04/2023 | Weber St. | 36 | 46 | 82 | 9.0-26 | 2-7 | 0 | 0-0 | 1-28 | 4 | 8 | 1 | 1-2 | 0 | 1 | 0 | 0 | 21 |
| 11/11/2023 | UC Davis | 24 | 46 | 70 | 2.0-8 | 0-0 | 0 | 0-0 | 1-10 | 1 | 3 | 0 | 2-2 | 0 | 0 | 0 | 0 | 14 |
| 11/18/2023 | at Idaho | 36 | 46 | 82 | 6.0-24 | 1-8 | 1 | 1-0 | 1-11 | 4 | 1 | 0 | 3-3 | 0 | 0 | 0 | 7 | 21 |
| Idaho St. | | 413 | 432 | 845 | 61.0-218 | 14-95 | 7 | 6-0 | 8-85 | 22 | 37 | 1 | 33-35 | 0 | 2 | 0 | 7 | 280 |
| Opponents | | 363 | 284 | 647 | 65.0-262 | 34-200 | 6 | 6-35 | 22-260 | 45 | 60 | 0 | 55-56 | 0 | 0 | 2 | 110 | 437 |

| Date | Opponent | Punting | | | | | | | | | | Field Goals | | | Kickoffs | | | |
|------------------|-------------------|-----------|-------------|-------------|-----------|----------|----------|-----------|-----------|-----------|--------------|-------------|----------|-----------|-------------|-------------|-----------|----------|
| | | no. | yds | avg | long | blkd | tb | fc | 50+ | i20 | md-att | long | blkd | no. | yds | avg | tb | ob |
| 09/02/2023 | at San Diego St. | 3 | 122 | 40.7 | 49 | 0 | 0 | 0 | 0 | 0 | 2-2 | 33 | 0 | 6 | 279 | 46.5 | 1 | 0 |
| 09/09/2023 | at Utah St. | 6 | 241 | 40.2 | 46 | 0 | 1 | 3 | 0 | 0 | 0-0 | 0 | 0 | 5 | 213 | 42.6 | 0 | 2 |
| 09/16/2023 | UNI | 3 | 107 | 35.7 | 40 | 0 | 0 | 2 | 0 | 1 | 1-1 | 49 | 0 | 3 | 109 | 36.3 | 1 | 1 |
| 09/23/2023 | Northern Colo. | 5 | 239 | 47.8 | 55 | 0 | 0 | 0 | 2 | 4 | 0-1 | 0 | 0 | 6 | 312 | 52.0 | 2 | 0 |
| 09/30/2023 | at Montana | 3 | 114 | 38.0 | 44 | 0 | 0 | 3 | 0 | 1 | 0-1 | 0 | 0 | 4 | 217 | 54.3 | 2 | 0 |
| 10/14/2023 | Eastern Wash. | 3 | 124 | 41.3 | 45 | 0 | 1 | 1 | 0 | 0 | 0-1 | 0 | 0 | 7 | 426 | 60.9 | 1 | 1 |
| 10/21/2023 | at Portland St. | 3 | 134 | 44.7 | 51 | 0 | 0 | 1 | 1 | 0 | 1-2 | 22 | 0 | 7 | 383 | 54.7 | 1 | 1 |
| 10/28/2023 | at Sacramento St. | 4 | 115 | 28.8 | 40 | 0 | 0 | 0 | 0 | 1 | 1-1 | 27 | 0 | 3 | 178 | 59.3 | 1 | 0 |
| 11/04/2023 | Weber St. | 7 | 273 | 39.0 | 51 | 0 | 1 | 0 | 1 | 0 | 0-0 | 0 | 0 | 5 | 225 | 45.0 | 1 | 2 |
| 11/11/2023 | UC Davis | 7 | 338 | 48.3 | 66 | 0 | 0 | 0 | 4 | 6 | 0-0 | 0 | 0 | 3 | 195 | 65.0 | 1 | 0 |
| 11/18/2023 | at Idaho | 4 | 171 | 42.8 | 61 | 0 | 0 | 0 | 2 | 0 | 0-0 | 0 | 0 | 4 | 223 | 55.8 | 1 | 1 |
| Idaho St. | | 48 | 1978 | 41.2 | 66 | 0 | 3 | 10 | 10 | 13 | 5-9 | 49 | 0 | 53 | 2760 | 52.1 | 12 | 8 |
| Opponents | | 43 | 1727 | 40.2 | 69 | 1 | 4 | 17 | 5 | 18 | 10-17 | 47 | 0 | 75 | 4799 | 64.0 | 35 | 0 |





2023 ISU FOOTBALL STATISTICS



2023-24 Idaho St. Football Opponents Game-by-Game All games

| Date | Opponent | Rushing | | | | Receiving | | | | Passing | | | | Kick Returns | | | | Punt Returns | | | | tot off | | |
|------------------|-------------------|------------|-------------|-----------|-----------|------------|-------------|-----------|-----------|------------|------------|-----------|-------------|--------------|-----------|-----------|------------|--------------|-----------|-----------|------------|----------|-----------|-------------|
| | | no. | yds | td | lg | no. | yds | td | lg | cmp | att | int | yds | td | lg | no. | yds | td | lg | no. | yds | | td | lg |
| 09/02/2023 | at San Diego St. | 47 | 304 | 4 | 56 | 13 | 85 | 0 | 29 | 13 | 20 | 1 | 85 | 0 | 29 | 4 | 80 | 0 | 35 | 2 | 17 | 0 | 11 | 389 |
| 09/09/2023 | at Utah St. | 41 | 380 | 5 | 60 | 22 | 211 | 4 | 47 | 22 | 28 | 0 | 211 | 4 | 47 | 3 | 70 | 0 | 50 | 3 | 16 | 0 | 14 | 591 |
| 09/16/2023 | UNI | 39 | 139 | 3 | 12 | 29 | 388 | 2 | 53 | 29 | 40 | 0 | 388 | 2 | 53 | 0 | 0 | 0 | 0 | 0 | 0 | 0 | 0 | 527 |
| 09/23/2023 | Northern Colo. | 40 | 242 | 3 | 26 | 22 | 223 | 0 | 75 | 22 | 32 | 2 | 223 | 0 | 75 | 3 | 65 | 0 | 34 | 2 | 13 | 0 | 12 | 465 |
| 09/30/2023 | at Montana | 51 | 174 | 2 | 19 | 18 | 220 | 2 | 39 | 18 | 25 | 0 | 220 | 2 | 39 | 2 | 32 | 0 | 17 | 0 | 0 | 0 | 0 | 394 |
| 10/14/2023 | Eastern Wash. | 32 | 150 | 2 | 23 | 33 | 403 | 3 | 38 | 33 | 47 | 0 | 403 | 3 | 38 | 5 | 127 | 0 | 29 | 0 | 0 | 0 | 0 | 553 |
| 10/21/2023 | at Portland St. | 28 | 100 | 2 | 18 | 26 | 265 | 1 | 47 | 26 | 40 | 1 | 265 | 1 | 47 | 5 | 93 | 0 | 23 | 0 | 0 | 0 | 0 | 365 |
| 10/28/2023 | at Sacramento St. | 49 | 273 | 3 | 55 | 21 | 314 | 4 | 69 | 21 | 32 | 1 | 314 | 4 | 69 | 2 | 38 | 0 | 29 | 1 | 23 | 0 | 23 | 587 |
| 11/04/2023 | Weber St. | 36 | 184 | 0 | 25 | 26 | 222 | 3 | 26 | 26 | 42 | 1 | 222 | 3 | 26 | 2 | 37 | 0 | 20 | 2 | 7 | 0 | 4 | 406 |
| 11/11/2023 | UC Davis | 37 | 268 | 3 | 60 | 14 | 126 | 0 | 22 | 14 | 24 | 1 | 126 | 0 | 22 | 2 | 40 | 0 | 24 | 1 | 10 | 0 | 10 | 394 |
| 11/18/2023 | at Idaho | 46 | 263 | 1 | 29 | 24 | 316 | 7 | 49 | 24 | 31 | 1 | 316 | 7 | 49 | 2 | 63 | 0 | 46 | 1 | 79 | 1 | 79 | 579 |
| Opponents | | 446 | 2477 | 28 | 60 | 248 | 2773 | 26 | 75 | 248 | 361 | 8 | 2773 | 26 | 75 | 30 | 645 | 0 | 50 | 12 | 165 | 1 | 79 | 5250 |
| Idaho St. | | 243 | 652 | 14 | 38 | 325 | 3631 | 24 | 65 | 325 | 543 | 22 | 3631 | 24 | 65 | 21 | 441 | 0 | 38 | 6 | 60 | 0 | 40 | 4283 |

Opponents Averages

| Games | Avg/ rush | Avg/ catch | Pass effic | KR avg | PR avg | All purpose avg/game | Total offense avg/game |
|-------|-----------|------------|------------|--------|--------|----------------------|------------------------|
| 11 | 5.6 | 11.2 | 152.6 | 21.5 | 13.8 | 574.5 | 477.3 |

| Date | Opponent | Tackles | | | Sacks | Fumble | Pass Defense | | | blkd | PAT attempts | | | off | | | | |
|------------------|-------------------|------------|------------|------------|-----------------|---------------|--------------|-------------|---------------|-----------|--------------|----------|--------------|----------|----------|----------|------------|------------|
| | | ua | a | total | tfl-yds | no-yds | ff | fr | yds | qbh | brup | kick | kick | rush | rcv | saf | t/o | pts |
| 09/02/2023 | at San Diego St. | 32 | 10 | 42 | 4.0-14 | 3-13 | 0 | 0-0 | 3-0 | 14 | 9 | 0 | 4-4 | 0 | 0 | 1 | 10 | 36 |
| 09/09/2023 | at Utah St. | 33 | 48 | 81 | 8.0-21 | 3-15 | 1 | 1-0 | 2-122 | 3 | 8 | 0 | 9-10 | 0 | 0 | 0 | 20 | 78 |
| 09/16/2023 | UNI | 32 | 22 | 54 | 7.0-28 | 4-20 | 1 | 1-0 | 1-21 | 0 | 3 | 0 | 5-5 | 0 | 0 | 0 | 14 | 41 |
| 09/23/2023 | Northern Colo. | 29 | 38 | 67 | 4.0-10 | 1-3 | 0 | 0-0 | 1-0 | 3 | 2 | 0 | 3-3 | 0 | 0 | 0 | 0 | 21 |
| 09/30/2023 | at Montana | 23 | 28 | 51 | 3.0-5 | 1-1 | 0 | 0-0 | 2-0 | 1 | 2 | 0 | 4-4 | 0 | 0 | 0 | 7 | 28 |
| 10/14/2023 | Eastern Wash. | 38 | 18 | 56 | 9.0-42 | 4-33 | 0 | 0-0 | 2-62 | 0 | 3 | 0 | 5-5 | 0 | 0 | 0 | 10 | 41 |
| 10/21/2023 | at Portland St. | 36 | 26 | 62 | 4.0-9 | 2-6 | 0 | 0-0 | 0-0 | 3 | 3 | 0 | 3-3 | 0 | 0 | 0 | 0 | 24 |
| 10/28/2023 | at Sacramento St. | 43 | 16 | 59 | 2.0-12 | 1-7 | 0 | 0-0 | 4-23 | 12 | 6 | 0 | 6-6 | 0 | 0 | 0 | 14 | 51 |
| 11/04/2023 | Weber St. | 33 | 22 | 55 | 10.0-67 | 7-60 | 2 | 2-35 | 1-0 | 3 | 12 | 0 | 4-4 | 0 | 0 | 1 | 0 | 33 |
| 11/11/2023 | UC Davis | 43 | 22 | 65 | 9.0-25 | 5-20 | 2 | 2-0 | 2-15 | 2 | 7 | 0 | 3-3 | 0 | 0 | 0 | 14 | 21 |
| 11/18/2023 | at Idaho | 21 | 34 | 55 | 5.0-29 | 3-22 | 0 | 0-0 | 4-17 | 4 | 5 | 0 | 9-9 | 0 | 0 | 0 | 21 | 63 |
| Opponents | | 363 | 284 | 647 | 65.0-262 | 34-200 | 6 | 6-35 | 22-260 | 45 | 60 | 0 | 55-56 | 0 | 0 | 2 | 110 | 437 |
| Idaho St. | | 413 | 432 | 845 | 61.0-218 | 14-95 | 7 | 6-0 | 8-85 | 22 | 37 | 1 | 33-35 | 0 | 2 | 0 | 7 | 280 |

| Date | Opponent | Punting | | | | | | | | | | Field Goals | | | Kickoffs | | | |
|------------------|-------------------|-----------|-------------|-------------|-----------|----------|----------|-----------|-----------|-----------|--------------|-------------|----------|-----------|-------------|-------------|-----------|----------|
| | | no. | yds | avg | long | blkd | tb | fc | 50+ | i20 | md-att | long | blkd | no. | yds | avg | tb | ob |
| 09/02/2023 | at San Diego St. | 5 | 216 | 43.2 | 48 | 0 | 1 | 2 | 0 | 1 | 2-2 | 43 | 0 | 7 | 451 | 64.4 | 3 | 0 |
| 09/09/2023 | at Utah St. | 3 | 136 | 45.3 | 69 | 0 | 0 | 1 | 1 | 2 | 1-1 | 37 | 0 | 12 | 778 | 64.8 | 6 | 0 |
| 09/16/2023 | UNI | 1 | 43 | 43.0 | 43 | 0 | 0 | 1 | 0 | 1 | 2-3 | 47 | 0 | 8 | 511 | 63.9 | 5 | 0 |
| 09/23/2023 | Northern Colo. | 4 | 140 | 35.0 | 37 | 0 | 0 | 1 | 0 | 0 | 0-1 | 0 | 0 | 4 | 260 | 65.0 | 4 | 0 |
| 09/30/2023 | at Montana | 4 | 123 | 30.8 | 37 | 0 | 0 | 2 | 0 | 1 | 0-1 | 0 | 0 | 5 | 322 | 64.4 | 2 | 0 |
| 10/14/2023 | Eastern Wash. | 3 | 110 | 36.7 | 40 | 0 | 0 | 2 | 0 | 3 | 2-4 | 32 | 0 | 8 | 520 | 65.0 | 1 | 0 |
| 10/21/2023 | at Portland St. | 6 | 255 | 42.5 | 51 | 0 | 1 | 2 | 1 | 2 | 1-1 | 41 | 0 | 4 | 258 | 64.5 | 2 | 0 |
| 10/28/2023 | at Sacramento St. | 2 | 99 | 49.5 | 62 | 0 | 1 | 0 | 1 | 1 | 1-1 | 30 | 0 | 8 | 470 | 58.8 | 4 | 0 |
| 11/04/2023 | Weber St. | 6 | 243 | 40.5 | 58 | 1 | 0 | 3 | 2 | 3 | 1-3 | 22 | 0 | 5 | 322 | 64.4 | 2 | 0 |
| 11/11/2023 | UC Davis | 9 | 362 | 40.2 | 48 | 0 | 1 | 3 | 0 | 4 | 0-0 | 0 | 0 | 4 | 260 | 65.0 | 0 | 0 |
| 11/18/2023 | at Idaho | 0 | 0 | 0.0 | 0 | 0 | 0 | 0 | 0 | 0 | 0-0 | 0 | 0 | 10 | 647 | 64.7 | 6 | 0 |
| Opponents | | 43 | 1727 | 40.2 | 69 | 1 | 4 | 17 | 5 | 18 | 10-17 | 47 | 0 | 75 | 4799 | 64.0 | 35 | 0 |
| Idaho St. | | 48 | 1978 | 41.2 | 66 | 0 | 3 | 10 | 10 | 13 | 5-9 | 49 | 0 | 53 | 2760 | 52.1 | 12 | 8 |





2023-24 Idaho St. Football
Overall Team Statistics
All games

Team Statistics

| | ISU | OPP |
|----------------------------------|----------------|----------------|
| Scoring | 280 | 437 |
| Points per game | 25.5 | 39.7 |
| Points Off Turnovers | 7 | 110 |
| First Downs | 243 | 269 |
| Rushing | 57 | 126 |
| Passing | 163 | 123 |
| Penalty | 23 | 20 |
| Rushing Yardage | 652 | 2477 |
| Yards gained rushing | 944 | 2700 |
| Yards lost rushing | 292 | 223 |
| Rushing attempts | 243 | 446 |
| Average per rush | 2.7 | 5.6 |
| Average per game | 59.3 | 225.2 |
| TDs Rushing | 14 | 28 |
| Passing Yardage | 3631 | 2773 |
| Comp-Att-Int | 325-543-22 | 248-361-8 |
| Average per pass | 6.7 | 7.7 |
| Average per catch | 11.2 | 11.2 |
| Average per game | 330.1 | 252.1 |
| TDs Passing | 24 | 26 |
| Total offense | 4283 | 5250 |
| Total plays | 786 | 807 |
| Average per play | 5.4 | 6.5 |
| Average per game | 389.4 | 477.3 |
| Kick returns: #-Yards | 21-441 | 30-645 |
| Punt returns: #-Yards | 6-60 | 12-165 |
| Int returns: #-Yards | 8-85 | 22-260 |
| Kick return average | 21.0 | 21.5 |
| Punt return average | 10.0 | 13.8 |
| Int return average | 10.6 | 11.8 |
| Fumbles-Lost | 15-6 | 10-6 |
| Penalties-Yards | 56-534 | 87-752 |
| Average per game | 48.5 | 68.4 |
| Punts-Yards | 48-1978 | 43-1727 |
| Average per punt | 41.2 | 40.2 |
| Net punt average | 36.8 | 36.8 |
| Kickoffs-Yards | 53-2760 | 75-4799 |
| Average per kick | 52.1 | 64.0 |
| Net kick average | 32.3 | 40.3 |
| Time of possession / game | 26:18 | 33:42 |
| 3rd-down conversion | 61/154 | 64/146 |
| 3rd-down pct | 40% | 44% |
| 4rd-down conversion | 12/29 | 10/17 |





2023 ISU FOOTBALL STATISTICS

2023-24 Idaho St. Football
Overall Team Statistics
All games

Page 2/2
as of Jul 16, 2024

| | ISU | OPP |
|------------------------------------|--------------------|--------------------|
| 4rd-down pct | 41% | 59% |
| Sacks by-Yards | 14-95 | 34-200 |
| Misc Yards | 0 | 0 |
| Touchdowns scored | 38 | 58 |
| Field goals - attempts | 5-9 | 10-17 |
| On-Side kicks | 2-4 | 2-2 |
| Red-zone scores | (31-36) 86% | (44-50) 88% |
| Red-zone touchdowns | (27-36) 75% | (38-50) 76% |
| PAT-attempts | (33-35) 94% | (55-56) 98% |
| 2-point conversion-attempts | (2-3) 67% | (0-2) 0% |
| Attendance | 36129 | 94818 |
| Games / Avg per game | 5/7226 | 6/15803 |
| Neutral site games | - | 0/0 |

Score by Periods

| Team | 1st | 2nd | 3rd | 4th | OT | TOT |
|-----------|-----|-----|-----|-----|----|-----|
| Idaho St. | 48 | 75 | 56 | 101 | 0 | 280 |
| Opponents | 108 | 164 | 98 | 67 | 0 | 437 |





Team Defense

| ## | Player | gp | Tackles | | | | tfl/yds | Sacks no-yds | Pass defense | | | Fumbles | | blkd | |
|----|-------------------|----|---------|----|-----|--------|---------|-----------------|--------------|------|-----|---------|----|------|-----|
| | | | ua | a | tot | | | | int-yds | brup | qbh | fr-yds | ff | kick | saf |
| 6 | Calvin Pitcher | 11 | 46 | 41 | 87 | 3-8 | . | 1-31 | 1 | 1 | . | 2 | . | . | |
| 22 | Mason Young | 10 | 47 | 28 | 75 | 1.5-21 | 1-17 | 1-0 | 2 | . | . | 1 | . | . | |
| 4 | Kris Sanchez | 11 | 31 | 34 | 65 | 4-16 | . | 1-10 | . | 2 | . | . | . | . | |
| 23 | Teilor Tuioti | 11 | 19 | 36 | 55 | 0.5-1 | . | 1-11 | 2 | . | 1-0 | . | . | . | |
| 1 | Josh Alford | 11 | 26 | 25 | 51 | 2-10 | . | . | 7 | 1 | . | 2 | . | . | |
| 29 | Cortland Horton | 10 | 15 | 29 | 44 | 7-31 | 4-22 | . | . | 5 | . | . | . | . | |
| 21 | Jihad Brown | 11 | 31 | 11 | 42 | 2.5-8 | . | . | 6 | . | 1-0 | 1 | . | . | |
| 96 | David Rowe | 11 | 18 | 18 | 36 | 10-38 | 4-24 | . | 1 | 1 | . | . | . | . | |
| 46 | Logan George | 10 | 11 | 20 | 31 | 4.5-10 | 0.5-1 | . | 1 | 2 | 1-0 | 1 | . | . | |
| 2 | Tylor Bohannon | 11 | 21 | 8 | 29 | 1-8 | 1-8 | 1-0 | 10 | . | . | . | . | . | |
| 18 | Nick Larriva | 9 | 16 | 12 | 28 | 2-2 | . | . | . | . | . | . | . | . | |
| 17 | Nathan Reynolds | 9 | 6 | 20 | 26 | 1.5-3 | . | 1-28 | 1 | 2 | . | . | . | . | |
| 28 | Dason Brooks | 11 | 13 | 12 | 25 | 1.5-10 | 1-8 | . | . | . | 1-0 | . | . | . | |
| 10 | Jagger Giles | 10 | 14 | 10 | 24 | 0.5-1 | . | . | . | . | 1-0 | . | . | . | |
| 14 | Tyler Williams | 4 | 8 | 15 | 23 | . | . | . | 1 | . | . | . | . | . | |
| 11 | Junior Damuni | 8 | 10 | 12 | 22 | 1-1 | . | . | . | 1 | . | . | . | . | |
| 9 | Herman Smith | 8 | 12 | 9 | 21 | 1-4 | . | . | 2 | 1 | . | . | . | . | |
| 0 | Adrian Rodriguez | 11 | 15 | 6 | 21 | 6-11 | . | . | . | 2 | . | . | . | . | |
| 43 | Tuaao Tauili'ilil | 11 | 5 | 14 | 19 | 3-14 | 1.5-9 | . | . | . | . | . | . | . | |
| 7 | Chestar Geffard | 7 | 4 | 12 | 16 | 3-9 | . | . | . | 1 | . | . | . | . | |
| 47 | Zack Conner | 10 | 2 | 12 | 14 | 1.5-7 | 1-6 | . | . | 1 | . | . | . | . | |
| 26 | Matthew Sanchez | 6 | 7 | 6 | 13 | . | . | 2-5 | 1 | . | . | . | . | . | |
| 31 | Riis Weber | 6 | 6 | 6 | 12 | . | . | . | . | . | . | . | . | . | |
| 51 | Curtis Hill | 10 | 2 | 8 | 10 | . | . | . | . | 1 | . | . | . | . | |
| 25 | Todd Payne | 10 | 3 | 5 | 8 | 2.5-3 | . | . | 1 | 1 | . | . | . | . | |
| 17 | Cyrus Wallace | 11 | 5 | 1 | 6 | . | . | . | . | . | . | . | . | . | |
| 38 | William Wallis | 4 | 2 | 3 | 5 | . | . | . | . | . | . | . | . | . | |
| 80 | Julian Mason | 7 | 1 | 3 | 4 | . | . | . | . | . | . | . | . | . | |
| 34 | Deville Dickerson | 6 | 2 | 1 | 3 | . | . | . | . | . | . | . | . | . | |
| 32 | Colton Kirby | 3 | 1 | 2 | 3 | . | . | . | . | . | . | . | . | . | |
| 32 | Soujah Gasu | 11 | 3 | . | 3 | . | . | . | . | . | . | . | . | . | |
| 8 | Quade Renfro | 2 | . | 2 | 2 | . | . | . | . | . | . | . | . | . | |
| 97 | Malik Richardson | 1 | . | 2 | 2 | . | . | . | . | . | . | . | . | . | |
| 49 | Ross Bolger | 11 | 1 | 1 | 2 | . | . | . | . | . | . | . | . | . | |
| 24 | Adonijah Richards | 3 | 1 | 1 | 2 | 1.5-2 | . | . | 1 | . | . | . | . | . | |
| 20 | Aiden Taylor | 11 | 1 | 1 | 2 | . | . | . | . | . | . | . | . | . | |
| 2 | Chedon James | 11 | 2 | . | 2 | . | . | . | . | . | . | . | . | . | |
| 16 | Viliata Tua | 2 | . | 1 | 1 | . | . | . | . | . | . | . | . | . | |
| 16 | Damien Moun | 1 | 1 | . | 1 | . | . | . | . | . | . | . | . | . | |
| 14 | Michael Shulikov | 5 | . | 1 | 1 | . | . | . | . | . | . | . | . | . | |
| 13 | Kaysen Isom | 8 | . | 1 | 1 | . | . | . | . | . | . | . | . | . | |





2023 ISU FOOTBALL STATISTICS



2023-24 Idaho St. Football Overall Defense Statistics All games

Page 2/2
as of Jul 16, 2024

| ## | Player | gp | Tackles | | | | tfl/yds | Sacks no-yds | Pass defense | | | Fumbles | | blkd | |
|---------------|-----------------------|-----------|------------|------------|------------|---------------|--------------|-----------------|--------------|-----------|------------|----------|----------|----------|-----|
| | | | ua | a | tot | | | | int-yds | brup | qbh | fr-yds | ff | kick | saf |
| 22 | Aiden Garcia | 2 | 1 | . | 1 | . | . | . | . | . | . | . | . | . | . |
| 39 | Yoann Kinaga | 5 | 1 | . | 1 | . | . | . | . | . | . | . | . | . | . |
| 40 | Gerald Norte | 1 | 1 | . | 1 | . | . | . | . | . | . | . | . | . | . |
| 84 | Shane Dailey Jr. | 8 | 1 | . | 1 | . | . | . | . | . | . | . | 1 | . | . |
| 24 | Keoua Kauhi | 10 | . | 1 | 1 | . | . | . | . | . | . | . | . | . | . |
| 9 | Alfred Jordan Jr. | 11 | . | 1 | 1 | . | . | . | . | . | . | . | . | . | . |
| 15 | Christian Fredrickson | 11 | 1 | . | 1 | . | . | . | . | . | . | . | . | . | . |
| 5 | Raiden Hunter | 11 | . | 1 | 1 | . | . | . | . | . | . | . | . | . | . |
| Totals | | 11 | 413 | 432 | 845 | 61-218 | 14-95 | 8-85 | 37 | 22 | 6-0 | 7 | 1 | 0 | |
| Opponents | | 11 | 363 | 284 | 647 | 65-262 | 34-200 | 22-260 | 60 | 45 | 6-35 | 6 | 0 | 2 | |




Team Game Highs
 All games

Idaho St. - Game Highs

| | | |
|-------------------------|------|--------------------------------|
| RUSHES | 35 | at Portland St. (10/21/2023) |
| YARDS RUSHING | 165 | at Portland St. (10/21/2023) |
| YARDS PER RUSH | 4.7 | at Portland St. (10/21/2023) |
| TD RUSHES | 4 | at Portland St. (10/21/2023) |
| PASS ATTEMPTS | 63 | at San Diego St. (09/02/2023) |
| PASS COMPLETIONS | 38 | Eastern Wash. (10/14/2023) |
| YARDS PASSING | 523 | Eastern Wash. (10/14/2023) |
| YARDS PER PASS | 9.5 | Eastern Wash. (10/14/2023) |
| TD PASSES | 3 | at Idaho (11/18/2023) |
| | 3 | Eastern Wash. (10/14/2023) |
| | 3 | at Montana (09/30/2023) |
| | 3 | at Utah St. (09/09/2023) |
| TOTAL PLAYS | 83 | at Utah St. (09/09/2023) |
| TOTAL OFFENSE | 572 | Eastern Wash. (10/14/2023) |
| YARDS PER PLAY | 7.6 | Eastern Wash. (10/14/2023) |
| POINTS | 42 | Eastern Wash. (10/14/2023) |
| SACKS BY | 3 | at Montana (09/30/2023) |
| FIRST DOWNS | 29 | Eastern Wash. (10/14/2023) |
| PENALTIES | 9 | Weber St. (11/04/2023) |
| | 9 | Eastern Wash. (10/14/2023) |
| PENALTY YARDS | 85 | Weber St. (11/04/2023) |
| TURNOVERS | 4 | at Idaho (11/18/2023) |
| | 4 | UC Davis (11/11/2023) |
| | 4 | at Sacramento St. (10/28/2023) |
| PUNTS | 7 | UC Davis (11/11/2023) |
| | 7 | Weber St. (11/04/2023) |
| PUNTING AVG | 48.3 | UC Davis (11/11/2023) |
| LONG PUNT | 66 | UC Davis (11/11/2023) |
| PUNTS INSIDE 20 | 6 | UC Davis (11/11/2023) |
| LONG PUNT RETURN | 40 | at Portland St. (10/21/2023) |





2023 ISU FOOTBALL STATISTICS



2023-24 Idaho St. Football Opponent Match Highs All games

Page 1/1
as of Jul 16, 2024

Opponent - Game Highs

| | | |
|-------------------------|------|--------------------------------|
| RUSHES | 51 | at Montana (09/30/2023) |
| YARDS RUSHING | 380 | at Utah St. (09/09/2023) |
| YARDS PER RUSH | 9.3 | at Utah St. (09/09/2023) |
| TD RUSHES | 5 | at Utah St. (09/09/2023) |
| PASS ATTEMPTS | 47 | Eastern Wash. (10/14/2023) |
| PASS COMPLETIONS | 33 | Eastern Wash. (10/14/2023) |
| YARDS PASSING | 403 | Eastern Wash. (10/14/2023) |
| YARDS PER PASS | 10.2 | at Idaho (11/18/2023) |
| TD PASSES | 7 | at Idaho (11/18/2023) |
| TOTAL PLAYS | 81 | at Sacramento St. (10/28/2023) |
| TOTAL OFFENSE | 591 | at Utah St. (09/09/2023) |
| YARDS PER PLAY | 8.6 | at Utah St. (09/09/2023) |
| POINTS | 78 | at Utah St. (09/09/2023) |
| SACKS BY | 7 | Weber St. (11/04/2023) |
| FIRST DOWNS | 32 | Eastern Wash. (10/14/2023) |
| | 32 | UNI (09/16/2023) |
| PENALTIES | 14 | at San Diego St. (09/02/2023) |
| PENALTY YARDS | 125 | at San Diego St. (09/02/2023) |
| TURNOVERS | 3 | at Sacramento St. (10/28/2023) |
| | 3 | Northern Colo. (09/23/2023) |
| | 3 | at San Diego St. (09/02/2023) |
| PUNTS | 9 | UC Davis (11/11/2023) |
| PUNTING AVG | 49.5 | at Sacramento St. (10/28/2023) |
| LONG PUNT | 69 | at Utah St. (09/09/2023) |
| PUNTS INSIDE 20 | 4 | UC Davis (11/11/2023) |
| LONG PUNT RETURN | 79 | at Idaho (11/18/2023) |





Opponent Match Lows
All games



Opponent - Game Lows

| | | |
|-------------------------|-----|--------------------------------|
| RUSHES | 28 | at Portland St. (10/21/2023) |
| YARDS RUSHING | 100 | at Portland St. (10/21/2023) |
| YARDS PER RUSH | 3.4 | at Montana (09/30/2023) |
| TD RUSHES | 0 | Weber St. (11/04/2023) |
| PASS ATTEMPTS | 20 | at San Diego St. (09/02/2023) |
| PASS COMPLETIONS | 13 | at San Diego St. (09/02/2023) |
| YARDS PASSING | 85 | at San Diego St. (09/02/2023) |
| YARDS PER PASS | 4.3 | at San Diego St. (09/02/2023) |
| TD PASSES | 0 | UC Davis (11/11/2023) |
| | 0 | Northern Colo. (09/23/2023) |
| | 0 | at San Diego St. (09/02/2023) |
| TOTAL PLAYS | 61 | UC Davis (11/11/2023) |
| TOTAL OFFENSE | 365 | at Portland St. (10/21/2023) |
| YARDS PER PLAY | 5.2 | at Montana (09/30/2023) |
| POINTS | 21 | UC Davis (11/11/2023) |
| | 21 | Northern Colo. (09/23/2023) |
| SACKS BY | 1 | at Sacramento St. (10/28/2023) |
| | 1 | at Montana (09/30/2023) |
| | 1 | Northern Colo. (09/23/2023) |
| FIRST DOWNS | 17 | UC Davis (11/11/2023) |
| PENALTIES | 3 | at Idaho (11/18/2023) |
| PENALTY YARDS | 15 | at Idaho (11/18/2023) |
| INTERCEPTIONS BY | 0 | at Portland St. (10/21/2023) |
| PUNTS | 0 | at Idaho (11/18/2023) |
| PUNTING AVG | 0.0 | at Idaho (11/18/2023) |
| LONG PUNT | 0 | at Idaho (11/18/2023) |
| PUNTS INSIDE 20 | 0 | at Idaho (11/18/2023) |
| | 0 | Northern Colo. (09/23/2023) |
| LONG PUNT RETURN | 0 | at Portland St. (10/21/2023) |
| | 0 | Eastern Wash. (10/14/2023) |
| | 0 | at Montana (09/30/2023) |
| | 0 | UNI (09/16/2023) |





Idaho St. - Individual Game Highs

| | | |
|----------------------------|------|--|
| RUSHES | 13 | Hunter Hays vs Northern Colo. (09/23/2023) |
| YARDS RUSHING | 93 | Hunter Hays at Portland St. (10/21/2023) |
| TD RUSHES | 2 | Hunter Hays at Portland St. (10/21/2023) |
| | 2 | Soujah Gasu vs Eastern Wash. (10/14/2023) |
| LONG RUSH | 38 | Soujah Gasu vs Eastern Wash. (10/14/2023) |
| PASS ATTEMPTS | 47 | Jordan Cooke at Montana (09/30/2023) |
| PASS COMPLETIONS | 31 | Jordan Cooke at Montana (09/30/2023) |
| YARDS PASSING | 389 | Jordan Cooke vs Eastern Wash. (10/14/2023) |
| TD PASSES | 3 | Jordan Cooke at Montana (09/30/2023) |
| LONG PASS | 65 | Jordan Cooke vs Eastern Wash. (10/14/2023) |
| RECEPTIONS | 15 | Chedon James vs Eastern Wash. (10/14/2023) |
| YARDS RECEIVING | 206 | Chedon James vs Eastern Wash. (10/14/2023) |
| TD RECEPTIONS | 2 | Chedon James at Montana (09/30/2023) |
| | 2 | Christian Fredrickson at Utah St. (09/09/2023) |
| LONG RECEPTION | 65 | Chedon James vs Eastern Wash. (10/14/2023) |
| PUNTS | 7 | Ross Bolger vs UC Davis (11/11/2023) |
| | 7 | Ross Bolger vs Weber St. (11/04/2023) |
| PUNTING AVG | 48.3 | Ross Bolger vs UC Davis (11/11/2023) |
| LONG PUNT | 66 | Ross Bolger vs UC Davis (11/11/2023) |
| PUNTS INSIDE 20 | 6 | Ross Bolger vs UC Davis (11/11/2023) |
| LONG PUNT RETURN | 40 | Aaron Blancas at Portland St. (10/21/2023) |
| LONG KICKOFF RETURN | 38 | Chedon James vs UC Davis (11/11/2023) |
| TACKLES | 13 | Calvin Pitcher vs Northern Colo. (09/23/2023) |
| SACKS | 2 | David Rowe at Portland St. (10/21/2023) |
| TACKLES FOR LOSS | 2.5 | Logan George vs Weber St. (11/04/2023) |
| | 2.5 | David Rowe at Portland St. (10/21/2023) |





2023-24 Idaho St. Football
Combined Team Statistics
All games

Team Results

| Date | Opponent | | Score | Att. |
|--------------|-------------------|---|-------|-------|
| 09/02/2023 | at San Diego St. | L | 28-36 | 22345 |
| 09/09/2023 | at Utah St. | L | 28-78 | 20034 |
| 09/16/2023 | UNI | L | 17-41 | 6120 |
| * 09/23/2023 | Northern Colo. | W | 35-21 | 8012 |
| * 09/30/2023 | at Montana | L | 20-28 | 26678 |
| * 10/14/2023 | Eastern Wash. | W | 42-41 | 6763 |
| * 10/21/2023 | at Portland St. | W | 38-24 | 2174 |
| * 10/28/2023 | at Sacramento St. | L | 16-51 | 13733 |
| * 11/04/2023 | Weber St. | L | 21-33 | 8233 |
| * 11/11/2023 | UC Davis | L | 14-21 | 7001 |
| * 11/18/2023 | at Idaho | L | 21-63 | 9854 |

Game Records

| Record | Overall | Home | Away | Neutral |
|----------------|---------|------|------|---------|
| ALL GAMES | 3-8 | 2-3 | 1-5 | 0-0 |
| CONFERENCE | 3-5 | 2-2 | 1-3 | 0-0 |
| NON-CONFERENCE | 0-3 | 0-1 | 0-2 | 0-0 |

Team Statistics

| | ISU | OPP |
|------------------------------------|--------------------|--------------------|
| First Downs | 243 | 269 |
| Rushing | 57 | 126 |
| Passing | 163 | 123 |
| Penalty | 23 | 20 |
| Rushing Yardage | 652 | 2477 |
| Rushing attempts | 243 | 446 |
| Average per rush | 2.7 | 5.6 |
| Average per game | 59.3 | 225.2 |
| TDs Rushing | 14 | 28 |
| Passing Yardage | 3631 | 2773 |
| Comp-Att-Int | 325-543-22 | 248-361-8 |
| Average per pass | 6.7 | 7.7 |
| Average per catch | 11.2 | 11.2 |
| Average per game | 330.1 | 252.1 |
| TDs Passing | 24 | 26 |
| Total offense | 4283 | 5250 |
| Average per play | 5.4 | 6.5 |
| Average per game | 389.4 | 477.3 |
| Kick returns: #-Yards | 21-441 | 30-645 |
| Punt returns: #-Yards | 6-60 | 12-165 |
| Int returns: #-Yards | 8-85 | 22-260 |
| Fumbles-Lost | 15-6 | 10-6 |
| Penalties-Yards | 56-534 | 87-752 |
| Punts-Avg | 48-41.2 | 43-40.2 |
| Time of possession / game | 26:18 | 33:42 |
| 3rd-down conversion | 61/154 | 64/146 |
| 4rd-down conversion | 12/29 | 10/17 |
| PAT-attempts | (33-35) 94% | (55-56) 98% |
| 2-point conversion-attempts | (2-3) 67% | (0-2) 0% |

Rushing

| Player | gp | att | gain | loss | net | avg | td | lg | avg/g |
|-------------------|-----------|------------|-------------|------------|-------------|------------|-----------|-----------|--------------|
| Hunter Hays | 11 | 61 | 289 | 55 | 234 | 3.8 | 6 | 37 | 21.3 |
| Soujah Gasu | 11 | 49 | 244 | 13 | 231 | 4.7 | 2 | 38 | 21.0 |
| Aiden Taylor | 11 | 29 | 126 | 15 | 111 | 3.8 | 3 | 21 | 10.1 |
| Raiden Hunter | 11 | 25 | 97 | 5 | 92 | 3.7 | 1 | 25 | 8.4 |
| Keoua Kauhi | 10 | 15 | 55 | 0 | 55 | 3.7 | 0 | 16 | 5.5 |
| Jackson Sharman | 2 | 4 | 22 | 0 | 22 | 5.5 | 0 | 19 | 11.0 |
| Matthew Cavallero | 2 | 3 | 12 | 6 | 6 | 2.0 | 0 | 7 | 3.0 |
| Adam Watts | 3 | 1 | 0 | 2 | -2 | -2.0 | 0 | 0 | -0.7 |
| Shane Dailey Jr. | 8 | 1 | 0 | 14 | -14 | -14.0 | 0 | 0 | -1.8 |
| Jordan Cooke | 11 | 48 | 99 | 146 | -47 | -1.0 | 2 | 17 | -4.3 |
| Team | 11 | 7 | 0 | 36 | -36 | -5.1 | 0 | 0 | -3.3 |
| Total | 11 | 243 | 944 | 292 | 652 | 2.7 | 14 | 38 | 59.3 |
| Opponents | 11 | 446 | 2700 | 223 | 2477 | 5.6 | 28 | 60 | 225.2 |

Passing

| Player | gp | effic | comp-att-int | pct | yds | td | lg | avg/g |
|-----------------------|-----------|--------------|-------------------|-------------|-------------|-----------|-----------|--------------|
| Jordan Cooke | 11 | 120.7 | 209-355-13 | 58.9 | 2453 | 12 | 65 | 223.0 |
| Hunter Hays | 11 | 129.6 | 89-141-5 | 63.1 | 882 | 9 | 39 | 80.2 |
| Jackson Sharman | 2 | 110.1 | 18-32-2 | 56.3 | 174 | 2 | 44 | 87.0 |
| Matthew Cavallero | 2 | 144.2 | 7-11-1 | 63.6 | 90 | 1 | 28 | 45.0 |
| Adam Watts | 3 | 156.3 | 2-3-0 | 66.7 | 32 | 0 | 31 | 10.7 |
| Christian Fredrickson | 11 | -200.0 | 0-1-1 | 0.0 | 0 | 0 | 0 | 0.0 |
| Total | 11 | 122.5 | 325-543-22 | 59.9 | 3631 | 24 | 65 | 330.1 |
| Opponents | 11 | 152.6 | 248-361-8 | 68.7 | 2773 | 26 | 75 | 252.1 |

Receiving

| Player | gp | no | yds | avg | td | lg | avg/g |
|-----------------------|-----------|------------|-------------|-------------|-----------|-----------|--------------|
| Chedon James | 11 | 102 | 1045 | 10.2 | 8 | 65 | 95.0 |
| Christian Fredrickson | 11 | 53 | 791 | 14.9 | 5 | 38 | 71.9 |
| Cyrus Wallace | 11 | 47 | 587 | 12.5 | 4 | 40 | 53.4 |
| Alfred Jordan Jr. | 11 | 44 | 479 | 10.9 | 3 | 55 | 43.5 |
| Soujah Gasu | 11 | 13 | 151 | 11.6 | 0 | 31 | 13.7 |
| Aaron Blancas | 11 | 11 | 117 | 10.6 | 1 | 25 | 10.6 |
| Shane Dailey Jr. | 8 | 9 | 70 | 7.8 | 0 | 21 | 8.8 |
| Keoua Kauhi | 10 | 8 | 51 | 6.4 | 0 | 23 | 5.1 |
| Aiden Taylor | 11 | 8 | 47 | 5.9 | 0 | 17 | 4.3 |
| Raiden Hunter | 11 | 7 | 73 | 10.4 | 0 | 47 | 6.6 |
| Julian Mason | 7 | 5 | 33 | 6.6 | 0 | 12 | 4.7 |
| Michael Shulikov | 5 | 5 | 95 | 19.0 | 2 | 34 | 19.0 |
| Adam Watts | 3 | 4 | 8 | 2.0 | 1 | 7 | 2.7 |
| Kaysen Isom | 8 | 3 | 54 | 18.0 | 0 | 31 | 6.8 |
| Ian Duarte | 1 | 2 | 10 | 5.0 | 0 | 9 | 10.0 |
| Damien Moun | 1 | 2 | 10 | 5.0 | 0 | 5 | 10.0 |
| Jordan Cooke | 11 | 1 | 1 | 1.0 | 0 | 1 | 0.1 |
| Daniel Carrillo | 1 | 1 | 9 | 9.0 | 0 | 9 | 9.0 |
| Total | 11 | 325 | 3631 | 11.2 | 24 | 65 | 330.1 |
| Opponents | 11 | 248 | 2773 | 11.2 | 26 | 75 | 252.1 |

Interceptions

| Player | no | yds | avg | td | lg |
|------------------|-----------|------------|-------------|----------|-----------|
| Matthew Sanchez | 2 | 5 | 2.5 | 0 | 5 |
| Tylor Bohannon | 1 | 0 | 0.0 | 0 | 0 |
| Calvin Pitcher | 1 | 31 | 31.0 | 0 | 31 |
| Teilor Tuioti | 1 | 11 | 11.0 | 0 | 11 |
| Kris Sanchez | 1 | 10 | 10.0 | 0 | 10 |
| Mason Young | 1 | 0 | 0.0 | 0 | 0 |
| Nathan Reynolds | 1 | 28 | 28.0 | 0 | 28 |
| Total | 8 | 85 | 10.6 | 0 | 31 |
| Opponents | 22 | 260 | 11.8 | 2 | 75 |





2023 ISU FOOTBALL STATISTICS



2023-24 Idaho St. Football Combined Team Statistics All games

Field Goals

| Player | fg | pct. | 01-19 | 20-29 | 30-39 | 40-49 | 50-99 | lg | blk |
|------------------|--------------|-------------|------------|------------|------------|------------|------------|-----------|----------|
| Thomas Kopcho | 5-9 | 55.6 | 0-0 | 2-4 | 2-2 | 1-3 | 0-0 | 49 | 0 |
| Opponents | 10-17 | 58.8 | 0-0 | 2-3 | 4-6 | 4-7 | 0-1 | 47 | 0 |

Scoring

| Player | td | fg | PAT | | | | | | pts |
|-----------------------|-----------|--------------|--------------|----------|----------|----------|----------|----------|------------|
| | | | kick | rush | rcv | pass | dxp | saf | |
| Chedon James | 8 | - | - | - | - | - | - | - | 48 |
| Thomas Kopcho | - | 5-9 | 32-34 | - | - | - | - | - | 47 |
| Hunter Hays | 6 | - | - | - | - | 1 | - | - | 36 |
| Christian Fredrickson | 5 | - | - | - | 1 | - | - | - | 32 |
| Cyrus Wallace | 4 | - | - | - | - | - | - | - | 24 |
| Alfred Jordan Jr. | 3 | - | - | - | 1 | - | - | - | 20 |
| Aiden Taylor | 3 | - | - | - | - | - | - | - | 18 |
| Soujah Gasu | 2 | - | - | - | - | - | - | - | 12 |
| Jordan Cooke | 2 | - | - | - | - | 1 | - | - | 12 |
| Michael Shulikov | 2 | - | - | - | - | - | - | - | 12 |
| Raiden Hunter | 1 | - | - | - | - | - | - | - | 6 |
| Aaron Blancas | 1 | - | - | - | - | - | - | - | 6 |
| Adam Watts | 1 | - | - | - | - | - | - | - | 6 |
| Yoann Kinaga | - | - | 1-1 | - | - | - | - | - | 1 |
| Total | 38 | 5-9 | 33-35 | 0 | 2 | 2 | 0 | 0 | 280 |
| Opponents | 58 | 10-17 | 55-56 | 0 | 0 | 0 | 0 | 2 | 437 |

Score by Periods

| Team | 1st | 2nd | 3rd | 4th | OT | TOT |
|-----------|-----|-----|-----|-----|----|-----|
| Idaho St. | 48 | 75 | 56 | 101 | 0 | 280 |
| Opponents | 108 | 164 | 98 | 67 | 0 | 437 |

Punting

| Player | no. | yds | avg | lg | tb | fc | i20 | 50+ | blk |
|------------------|-----------|-------------|-------------|-----------|----------|-----------|-----------|-----------|----------|
| Ross Bolger | 47 | 1940 | 41.3 | 66 | 3 | 9 | 13 | 10 | 0 |
| Thomas Kopcho | 1 | 38 | 38.0 | 38 | 0 | 1 | 0 | 0 | 0 |
| Total | 48 | 1978 | 41.2 | 66 | 3 | 10 | 13 | 10 | 0 |
| Opponents | 43 | 1727 | 40.2 | 69 | 4 | 17 | 18 | 5 | 1 |

Punt Returns

| Player | no. | yds | avg | td | lg |
|-------------------|-----------|------------|-------------|----------|-----------|
| Aaron Blancas | 5 | 60 | 12.0 | 0 | 40 |
| Deville Dickerson | 1 | 0 | 0.0 | 0 | 0 |
| Total | 6 | 60 | 10.0 | 0 | 40 |
| Opponents | 12 | 165 | 13.8 | 1 | 79 |

Kick Returns

| Player | no. | yds | avg | td | lg |
|-------------------|-----------|------------|-------------|----------|-----------|
| Chedon James | 10 | 251 | 25.1 | 0 | 38 |
| Keoua Kauhi | 6 | 114 | 19.0 | 0 | 26 |
| Deville Dickerson | 2 | 35 | 17.5 | 0 | 20 |
| Soujah Gasu | 1 | 18 | 18.0 | 0 | 18 |
| Damien Moun | 1 | 16 | 16.0 | 0 | 16 |
| Aiden Taylor | 1 | 7 | 7.0 | 0 | 7 |
| Total | 21 | 441 | 21.0 | 0 | 38 |
| Opponents | 30 | 645 | 21.5 | 0 | 50 |

All Purpose

| Player | g | rush | rcv | pr | kr | ir | total | avg/g |
|-----------------------|-----------|-------------|-------------|------------|------------|------------|-------------|--------------|
| Chedon James | 11 | 0 | 1045 | 0 | 251 | 0 | 1296 | 117.8 |
| Christian Fredrickson | 11 | 0 | 791 | 0 | 0 | 0 | 791 | 71.9 |
| Cyrus Wallace | 11 | 0 | 587 | 0 | 0 | 0 | 587 | 53.4 |
| Alfred Jordan Jr. | 11 | 0 | 479 | 0 | 0 | 0 | 479 | 43.5 |
| Soujah Gasu | 11 | 231 | 151 | 0 | 18 | 0 | 400 | 36.4 |
| Hunter Hays | 11 | 234 | 0 | 0 | 0 | 0 | 234 | 21.3 |
| Keoua Kauhi | 10 | 55 | 51 | 0 | 114 | 0 | 220 | 22.0 |
| Aaron Blancas | 11 | 0 | 117 | 60 | 0 | 0 | 177 | 16.1 |
| Raiden Hunter | 11 | 92 | 73 | 0 | 0 | 0 | 165 | 15.0 |
| Aiden Taylor | 11 | 111 | 47 | 0 | 7 | 0 | 165 | 15.0 |
| Michael Shulikov | 5 | 0 | 95 | 0 | 0 | 0 | 95 | 19.0 |
| Shane Dailey Jr. | 8 | -14 | 70 | 0 | 0 | 0 | 56 | 7.0 |
| Kaysen Isom | 8 | 0 | 54 | 0 | 0 | 0 | 54 | 6.8 |
| Deville Dickerson | 6 | 0 | 0 | 0 | 35 | 0 | 35 | 5.8 |
| Julian Mason | 7 | 0 | 33 | 0 | 0 | 0 | 33 | 4.7 |
| Calvin Pitcher | 11 | 0 | 0 | 0 | 0 | 31 | 31 | 2.8 |
| Nathan Reynolds | 9 | 0 | 0 | 0 | 0 | 28 | 28 | 3.1 |
| Damien Moun | 1 | 0 | 10 | 0 | 16 | 0 | 26 | 26.0 |
| Jackson Sharman | 2 | 22 | 0 | 0 | 0 | 0 | 22 | 11.0 |
| Teilor Tuioti | 11 | 0 | 0 | 0 | 0 | 11 | 11 | 1.0 |
| Kris Sanchez | 11 | 0 | 0 | 0 | 0 | 10 | 10 | 0.9 |
| Ian Duarte | 1 | 0 | 10 | 0 | 0 | 0 | 10 | 10.0 |
| Daniel Carrillo | 1 | 0 | 9 | 0 | 0 | 0 | 9 | 9.0 |
| Matthew Cavallero | 2 | 6 | 0 | 0 | 0 | 0 | 6 | 3.0 |
| Adam Watts | 3 | -2 | 8 | 0 | 0 | 0 | 6 | 2.0 |
| Matthew Sanchez | 6 | 0 | 0 | 0 | 0 | 5 | 5 | 0.8 |
| Jordan Cooke | 11 | -47 | 1 | 0 | 0 | 0 | -46 | -4.2 |
| Total | 11 | 652 | 3631 | 60 | 441 | 85 | 4869 | 442.6 |
| Opponents | 11 | 2477 | 2773 | 165 | 645 | 260 | 6320 | 574.5 |

Total Offense

| Player | g | plays | rush | pass | total | avg/g |
|-------------------|-----------|------------|-------------|-------------|-------------|--------------|
| Jordan Cooke | 11 | 403 | -47 | 2453 | 2406 | 218.7 |
| Hunter Hays | 11 | 202 | 234 | 882 | 1116 | 101.5 |
| Soujah Gasu | 11 | 49 | 231 | 0 | 231 | 21.0 |
| Jackson Sharman | 2 | 36 | 22 | 174 | 196 | 98.0 |
| Aiden Taylor | 11 | 29 | 111 | 0 | 111 | 10.1 |
| Matthew Cavallero | 2 | 14 | 6 | 90 | 96 | 48.0 |
| Raiden Hunter | 11 | 25 | 92 | 0 | 92 | 8.4 |
| Keoua Kauhi | 10 | 15 | 55 | 0 | 55 | 5.5 |
| Adam Watts | 3 | 4 | -2 | 32 | 30 | 10.0 |
| Shane Dailey Jr. | 8 | 1 | -14 | 0 | -14 | -1.8 |
| Total | 11 | 786 | 652 | 3631 | 4283 | 389.4 |
| Opponents | 11 | 807 | 2477 | 2773 | 5250 | 477.3 |





Team Defense

| ## | Player | gp | Tackles | | | tfl/yds | Sacks no-yds | Pass defense | | | Fumbles | | blkd | |
|----|-----------------------|-----------|------------|------------|------------|---------------|-----------------|--------------|-----------|-----------|------------|----------|----------|----------|
| | | | ua | a | tot | | | int-yds | brup | qbh | fr-yds | ff | kick | saf |
| 6 | Calvin Pitcher | 11 | 46 | 41 | 87 | 3-8 | . | 1-31 | 1 | 1 | . | 2 | . | . |
| 22 | Mason Young | 10 | 47 | 28 | 75 | 1.5-21 | 1-17 | 1-0 | 2 | . | . | 1 | . | . |
| 4 | Kris Sanchez | 11 | 31 | 34 | 65 | 4-16 | . | 1-10 | . | 2 | . | . | . | . |
| 23 | Teilor Tuoti | 11 | 19 | 36 | 55 | 0.5-1 | . | 1-11 | 2 | . | 1-0 | . | . | . |
| 1 | Josh Alford | 11 | 26 | 25 | 51 | 2-10 | . | . | 7 | 1 | . | 2 | . | . |
| 29 | Cortland Horton | 10 | 15 | 29 | 44 | 7-31 | 4-22 | . | . | 5 | . | . | . | . |
| 21 | Jihad Brown | 11 | 31 | 11 | 42 | 2.5-8 | . | . | 6 | . | 1-0 | 1 | . | . |
| 96 | David Rowe | 11 | 18 | 18 | 36 | 10-38 | 4-24 | . | 1 | 1 | . | . | . | . |
| 46 | Logan George | 10 | 11 | 20 | 31 | 4.5-10 | 0.5-1 | . | 1 | 2 | 1-0 | 1 | . | . |
| 2 | Tylor Bohannon | 11 | 21 | 8 | 29 | 1-8 | 1-8 | 1-0 | 10 | . | . | . | . | . |
| 18 | Nick Larriva | 9 | 16 | 12 | 28 | 2-2 | . | . | . | . | . | . | . | . |
| 17 | Nathan Reynolds | 9 | 6 | 20 | 26 | 1.5-3 | . | 1-28 | 1 | 2 | . | . | . | . |
| 28 | Dason Brooks | 11 | 13 | 12 | 25 | 1.5-10 | 1-8 | . | . | . | 1-0 | . | . | . |
| 10 | Jagger Giles | 10 | 14 | 10 | 24 | 0.5-1 | . | . | . | . | 1-0 | . | . | . |
| 14 | Tyler Williams | 4 | 8 | 15 | 23 | . | . | . | 1 | . | . | . | . | . |
| 11 | Junior Damuni | 8 | 10 | 12 | 22 | 1-1 | . | . | . | 1 | . | . | . | . |
| 0 | Adrian Rodriguez | 11 | 15 | 6 | 21 | 6-11 | . | . | . | 2 | . | . | . | . |
| 9 | Herman Smith | 8 | 12 | 9 | 21 | 1-4 | . | . | 2 | 1 | . | . | . | . |
| 43 | Tuaoa Tauili'ilili | 11 | 5 | 14 | 19 | 3-14 | 1.5-9 | . | . | . | . | . | . | . |
| 7 | Chestar Geffard | 7 | 4 | 12 | 16 | 3-9 | . | . | . | 1 | . | . | . | . |
| 47 | Zack Conner | 10 | 2 | 12 | 14 | 1.5-7 | 1-6 | . | . | 1 | . | . | . | . |
| 26 | Matthew Sanchez | 6 | 7 | 6 | 13 | . | . | 2-5 | 1 | . | . | . | . | . |
| 31 | Riis Weber | 6 | 6 | 6 | 12 | . | . | . | . | . | . | . | . | . |
| 51 | Curtis Hill | 10 | 2 | 8 | 10 | . | . | . | . | 1 | . | . | . | . |
| 25 | Todd Payne | 10 | 3 | 5 | 8 | 2.5-3 | . | . | 1 | 1 | . | . | . | . |
| 17 | Cyrus Wallace | 11 | 5 | 1 | 6 | . | . | . | . | . | . | . | . | . |
| 38 | William Wallis | 4 | 2 | 3 | 5 | . | . | . | . | . | . | . | . | . |
| 80 | Julian Mason | 7 | 1 | 3 | 4 | . | . | . | . | . | . | . | . | . |
| 32 | Soujah Gasu | 11 | 3 | . | 3 | . | . | . | . | . | . | . | . | . |
| 34 | Deville Dickerson | 6 | 2 | 1 | 3 | . | . | . | . | . | . | . | . | . |
| 32 | Colton Kirby | 3 | 1 | 2 | 3 | . | . | . | . | . | . | . | . | . |
| 8 | Quade Renfro | 2 | . | 2 | 2 | . | . | . | . | . | . | . | . | . |
| 2 | Chedon James | 11 | 2 | . | 2 | . | . | . | . | . | . | . | . | . |
| 20 | Aiden Taylor | 11 | 1 | 1 | 2 | . | . | . | . | . | . | . | . | . |
| 24 | Adonijah Richards | 3 | 1 | 1 | 2 | 1.5-2 | . | . | 1 | . | . | . | . | . |
| 49 | Ross Bolger | 11 | 1 | 1 | 2 | . | . | . | . | . | . | . | . | . |
| 97 | Malik Richardson | 1 | . | 2 | 2 | . | . | . | . | . | . | . | . | . |
| 5 | Raiden Hunter | 11 | . | 1 | 1 | . | . | . | . | . | . | . | . | . |
| 15 | Christian Fredrickson | 11 | 1 | . | 1 | . | . | . | . | . | . | . | . | . |
| 84 | Shane Dailey Jr. | 8 | 1 | . | 1 | . | . | . | . | . | . | . | 1 | . |
| 13 | Kaysen Isom | 8 | . | 1 | 1 | . | . | . | . | . | . | . | . | . |
| 22 | Aiden Garcia | 2 | 1 | . | 1 | . | . | . | . | . | . | . | . | . |
| 24 | Keoua Kauhi | 10 | . | 1 | 1 | . | . | . | . | . | . | . | . | . |
| 9 | Alfred Jordan Jr. | 11 | . | 1 | 1 | . | . | . | . | . | . | . | . | . |
| 14 | Michael Shulikov | 5 | . | 1 | 1 | . | . | . | . | . | . | . | . | . |
| 16 | Damien Moun | 1 | 1 | . | 1 | . | . | . | . | . | . | . | . | . |
| 16 | Viliata Tua | 2 | . | 1 | 1 | . | . | . | . | . | . | . | . | . |
| 39 | Yoann Kinaga | 5 | 1 | . | 1 | . | . | . | . | . | . | . | . | . |
| 40 | Gerald Norte | 1 | 1 | . | 1 | . | . | . | . | . | . | . | . | . |
| | Totals | 11 | 413 | 432 | 845 | 61-218 | 14-95 | 8-85 | 37 | 22 | 6-0 | 7 | 1 | 0 |
| | Opponents | 11 | 363 | 284 | 647 | 65-262 | 34-200 | 22-260 | 60 | 45 | 6-35 | 6 | 0 | 2 |





2023 ISU FOOTBALL STATISTICS



2023-24 Idaho St. Football Rushing/Receiving Game-by-Game All games

Rushing

| Player | No-Yds/TD | SDSU | USU | UNI | UNC | Mont | EWU | PSU | SacSt | Weber | UCD | UI |
|-------------------|-----------|--------|--------|---------|---------|--------|---------|---------|--------|---------|---------|---------|
| Hunter Hays | 61-234/6 | 9-18/1 | 1-9/0 | 3-24/0 | 13-55/1 | 1--1/0 | 4-0/1 | 10-93/2 | 7-22/0 | 6--3/1 | 4-12/0 | 3-5/0 |
| Soujah Gasu | 49-231/2 | - | 6-30/0 | 5-7/0 | 2-3/0 | 3-11/0 | 8-72/2 | 8-23/0 | 2-5/0 | 3-1/0 | 6-55/0 | 6-24/0 |
| Jordan Cooke | 48--47/2 | 2--2/0 | 5--3/0 | 5--16/0 | 2-6/1 | 5-22/0 | 4--20/0 | 6-15/1 | 4-1/0 | 4--33/0 | 9--1/0 | 2--16/0 |
| Aiden Taylor | 29-111/3 | 1-2/0 | 3-13/0 | 1-1/1 | 8-33/1 | 2-7/0 | 2-0/0 | 3-14/1 | 2-1/0 | 1-6/0 | 3-23/0 | 3-11/0 |
| Raiden Hunter | 25-92/1 | 1-5/0 | 9-25/1 | 2-8/0 | 3-6/0 | 2-6/0 | 1--2/0 | 3-35/0 | 3-8/0 | 1-1/0 | - | - |
| Keoua Kauhi | 15-55/0 | 3-11/0 | 6-27/0 | 1-4/0 | 1-1/0 | - | - | 2-5/0 | 1-5/0 | - | 1-2/0 | DNP |
| Jackson Sharman | 4-22/0 | DNP | DNP | DNP | DNP | DNP | DNP | DNP | - | DNP | DNP | 4-22/0 |
| Matthew Cavallero | 3-6/0 | DNP | - | DNP | DNP | DNP | DNP | DNP | DNP | DNP | DNP | 3-6/0 |
| Adam Watts | 1--2/0 | DNP | DNP | DNP | - | DNP | DNP | DNP | DNP | 1--2/0 | DNP | - |
| Shane Dailey Jr. | 1--14/0 | DNP | - | DNP | - | - | - | - | - | - | 1--14/0 | DNP |

Receiving

| Player | No-Yds/TD | SDSU | USU | UNI | UNC | Mont | EWU | PSU | SacSt | Weber | UCD | UI |
|-----------------------|------------|--------|---------|---------|---------|--------|----------|---------|---------|--------|----------|----------|
| Chedon James | 102-1045/8 | 7-66/1 | 9-48/0 | 8-121/0 | 7-64/1 | 7-79/2 | 15-206/1 | 7-45/1 | 10-77/1 | 9-86/0 | 13-108/1 | 10-145/0 |
| Christian Fredrickson | 53-791/5 | 5-66/1 | 8-116/2 | 5-65/0 | 7-108/0 | 5-75/0 | 7-119/0 | 4-62/0 | 3-63/0 | 4-41/0 | 3-53/1 | 2-23/1 |
| Cyrus Wallace | 47-587/4 | 5-50/0 | 2-20/0 | 1-4/0 | 2-35/0 | 8-79/1 | 7-92/1 | 2-27/0 | 6-50/0 | 5-80/1 | 7-94/0 | 2-56/1 |
| Alfred Jordan Jr. | 44-479/3 | 4-46/0 | 4-31/0 | 5-31/0 | 4-46/1 | 7-30/0 | 3-40/0 | 5-133/0 | 3-42/1 | 4-55/1 | 5-25/0 | - |
| Soujah Gasu | 13-151/0 | 1-10/0 | 1-17/0 | 2-11/0 | 2-55/0 | 1-5/0 | 2-20/0 | - | - | 2-9/0 | 1-12/0 | 1-12/0 |
| Aaron Blancas | 11-117/1 | 3-20/0 | - | 2-19/0 | - | - | 2-35/1 | 2-13/0 | 1-21/0 | 1-9/0 | - | - |
| Shane Dailey Jr. | 9-70/0 | DNP | 2-26/0 | DNP | 1-2/0 | 2-24/0 | - | - | 1-5/0 | 2-8/0 | 1-5/0 | DNP |
| Keoua Kauhi | 8-51/0 | 1-23/0 | 2-0/0 | 1-1/0 | 1--1/0 | - | - | - | 2-13/0 | 1-15/0 | - | DNP |
| Aiden Taylor | 8-47/0 | 1-9/0 | - | 3-6/0 | - | - | 2-11/0 | 1-17/0 | - | 1-4/0 | - | - |
| Raiden Hunter | 7-73/0 | 1-13/0 | 2-10/0 | 1-6/0 | - | 1--3/0 | - | - | - | 1-47/0 | 1-0/0 | - |
| Michael Shulikov | 5-95/2 | - | 2-25/1 | 2-54/1 | 1-16/0 | - | DNP | DNP | DNP | DNP | DNP | DNP |
| Julian Mason | 5-33/0 | 2-10/0 | 1-12/0 | DNP | DNP | - | DNP | - | 2-11/0 | - | DNP | - |
| Adam Watts | 4-8/1 | DNP | DNP | DNP | - | DNP | DNP | DNP | DNP | - | DNP | 4-8/1 |
| Kaysen Isom | 3-54/0 | - | 1-18/0 | DNP | - | - | DNP | - | - | DNP | 2-36/0 | - |
| Ian Duarte | 2-10/0 | DNP | DNP | DNP | DNP | DNP | DNP | DNP | DNP | DNP | DNP | 2-10/0 |
| Damien Moun | 2-10/0 | DNP | DNP | DNP | DNP | DNP | DNP | DNP | 2-10/0 | DNP | DNP | DNP |
| Daniel Carrillo | 1-9/0 | 1-9/0 | DNP | DNP | DNP | DNP | DNP | DNP | DNP | DNP | DNP | DNP |
| Jordan Cooke | 1-1/0 | - | - | - | 1-1/0 | - | - | - | - | - | - | - |





2023-24 Idaho St. Football
Passing Game-by-Game
All games

Page 1/1
as of Jul 16, 2024

| #0 Matthew Cavallero | Comp | Att | Int | Pct | Yards | TD | Long | Sacked | Effic. |
|----------------------|----------|-----------|----------|-------------|-----------|----------|-----------|------------|--------------|
| Utah St. | 3 | 6 | 1 | 50.0 | 24 | 0 | 21 | 0-0 | 50.3 |
| Idaho | 4 | 5 | 0 | 80.0 | 66 | 1 | 28 | 1-6 | 256.9 |
| Totals | 7 | 11 | 1 | 63.6 | 90 | 1 | 28 | 1-6 | 144.2 |

| #1 Jordan Cooke | Comp | Att | Int | Pct | Yards | TD | Long | Sacked | Effic. |
|-----------------|------------|------------|-----------|-------------|-------------|-----------|-----------|---------------|--------------|
| San Diego St. | 19 | 42 | 2 | 45.2 | 177 | 1 | 27 | 1-6 | 79.0 |
| Utah St. | 20 | 30 | 1 | 66.7 | 185 | 1 | 28 | 3-15 | 122.8 |
| UNI | 23 | 35 | 1 | 65.7 | 249 | 0 | 24 | 4-20 | 119.8 |
| Northern Colo. | 14 | 23 | 1 | 60.9 | 218 | 1 | 32 | 0-0 | 146.1 |
| Montana | 31 | 47 | 2 | 66.0 | 289 | 3 | 28 | 0-0 | 130.2 |
| Eastern Wash. | 25 | 39 | 1 | 64.1 | 389 | 2 | 65 | 3-24 | 159.7 |
| Portland St. | 16 | 25 | 0 | 64.0 | 259 | 1 | 55 | 2-6 | 164.2 |
| Sacramento St. | 6 | 14 | 1 | 42.9 | 49 | 0 | 16 | 0-0 | 58.0 |
| Weber St. | 23 | 45 | 1 | 51.1 | 277 | 2 | 47 | 4-33 | 113.0 |
| UC Davis | 27 | 46 | 2 | 58.7 | 297 | 1 | 40 | 5-20 | 111.4 |
| Idaho | 5 | 9 | 1 | 55.6 | 64 | 0 | 27 | 2-16 | 93.1 |
| Totals | 209 | 355 | 13 | 58.9 | 2453 | 12 | 65 | 24-140 | 120.7 |

| #7 Hunter Hays | Comp | Att | Int | Pct | Yards | TD | Long | Sacked | Effic. |
|----------------|-----------|------------|----------|-------------|------------|----------|-----------|-------------|--------------|
| San Diego St. | 12 | 21 | 1 | 57.1 | 145 | 1 | 39 | 2-7 | 121.3 |
| Utah St. | 11 | 17 | 0 | 64.7 | 114 | 2 | 21 | 0-0 | 159.9 |
| UNI | 7 | 9 | 0 | 77.8 | 69 | 1 | 34 | 0-0 | 178.8 |
| Northern Colo. | 10 | 17 | 0 | 58.8 | 76 | 1 | 18 | 1-3 | 115.8 |
| Eastern Wash. | 13 | 16 | 1 | 81.3 | 134 | 1 | 19 | 1-9 | 159.7 |
| Portland St. | 5 | 7 | 0 | 71.4 | 38 | 0 | 14 | 0-0 | 117.0 |
| Sacramento St. | 17 | 31 | 2 | 54.8 | 193 | 2 | 34 | 1-7 | 115.5 |
| Weber St. | 7 | 10 | 0 | 70.0 | 77 | 0 | 21 | 3-27 | 134.7 |
| UC Davis | 6 | 10 | 0 | 60.0 | 36 | 1 | 11 | 0-0 | 123.2 |
| Idaho | 1 | 3 | 1 | 33.3 | 0 | 0 | 0 | 0-0 | -33.3 |
| Totals | 89 | 141 | 5 | 63.1 | 882 | 9 | 39 | 9-54 | 129.6 |

| #8 Jackson Sharman | Comp | Att | Int | Pct | Yards | TD | Long | Sacked | Effic. |
|--------------------|-----------|-----------|----------|-------------|------------|----------|-----------|------------|--------------|
| Sacramento St. | 7 | 11 | 1 | 63.6 | 50 | 0 | 24 | 0-0 | 83.6 |
| Idaho | 11 | 21 | 1 | 52.4 | 124 | 2 | 44 | 0-0 | 123.9 |
| Totals | 18 | 32 | 2 | 56.3 | 174 | 2 | 44 | 0-0 | 110.1 |

| #15 Christian Fredrickson | Comp | Att | Int | Pct | Yards | TD | Long | Sacked | Effic. |
|---------------------------|----------|----------|----------|------------|----------|----------|----------|------------|---------------|
| Idaho | 0 | 1 | 1 | 0.0 | 0 | 0 | 0 | 0-0 | -200.0 |
| Totals | 0 | 1 | 1 | 0.0 | 0 | 0 | 0 | 0-0 | -200.0 |

| #89 Adam Watts | Comp | Att | Int | Pct | Yards | TD | Long | Sacked | Effic. |
|----------------|----------|----------|----------|-------------|-----------|----------|-----------|------------|--------------|
| Northern Colo. | 2 | 2 | 0 | 100.0 | 32 | 0 | 31 | 0-0 | 234.4 |
| Idaho | 0 | 1 | 0 | 0.0 | 0 | 0 | 0 | 0-0 | 0.0 |
| Totals | 2 | 3 | 0 | 66.7 | 32 | 0 | 31 | 0-0 | 156.3 |





Idaho St. Inside Opponent Red-Zone

| Date | Opponent | Score | Times In RZ | Times Scored | Total Pts | Total TDs | Rush TDs | Pass TDs | FGs Made | Failed to score inside RZ | | | | | |
|--------------------------------|-------------------|---------|-------------|--------------|------------|-----------|-----------|-----------|----------|---------------------------|----------|----------|----------|-----------|----------|
| | | | | | | | | | | FGA | Down | Int | Fumb | Half Game | |
| 09/02/2023 | at San Diego St. | L 28-36 | 4 | 4 | 21 | 2 | 1 | 1 | 2 | 2 | 0 | 0 | 0 | 0 | 0 |
| 09/09/2023 | at Utah St. | L 28-78 | 4 | 4 | 28 | 4 | 1 | 3 | 0 | 0 | 0 | 0 | 0 | 0 | 0 |
| 09/16/2023 | UNI | L 17-41 | 1 | 1 | 7 | 1 | 1 | 0 | 0 | 0 | 0 | 0 | 0 | 0 | 0 |
| 09/23/2023 | Northern Colo. | W 35-21 | 5 | 4 | 28 | 4 | 3 | 1 | 0 | 1 | 0 | 0 | 0 | 0 | 0 |
| 09/30/2023 | at Montana | L 20-28 | 3 | 2 | 13 | 2 | 0 | 2 | 0 | 1 | 0 | 0 | 0 | 0 | 0 |
| 10/14/2023 | Eastern Wash. | W 42-41 | 4 | 4 | 28 | 4 | 2 | 2 | 0 | 0 | 0 | 0 | 0 | 0 | 0 |
| 10/21/2023 | at Portland St. | W 38-24 | 5 | 5 | 31 | 4 | 3 | 1 | 1 | 1 | 0 | 0 | 0 | 0 | 0 |
| 10/28/2023 | at Sacramento St. | L 16-51 | 3 | 2 | 10 | 1 | 0 | 1 | 1 | 1 | 1 | 0 | 0 | 0 | 0 |
| 11/04/2023 | Weber St. | L 21-33 | 3 | 1 | 7 | 1 | 1 | 0 | 0 | 0 | 0 | 1 | 1 | 0 | 0 |
| 11/11/2023 | UC Davis | L 14-21 | 2 | 2 | 14 | 2 | 0 | 2 | 0 | 0 | 0 | 0 | 0 | 0 | 0 |
| 11/18/2023 | at Idaho | L 21-63 | 2 | 2 | 14 | 2 | 0 | 2 | 0 | 0 | 0 | 0 | 0 | 0 | 0 |
| Totals 31 of 36 (86.1%) | | | 36 | 31 | 201 | 27 | 12 | 15 | 4 | 6 | 1 | 1 | 1 | 0 | 0 |

Opponents Inside Idaho St. Red-Zone

| Date | Opponent | Score | Times In RZ | Times Scored | Total Pts | Total TDs | Rush TDs | Pass TDs | FGs Made | Failed to score inside RZ | | | | | |
|--------------------------------|----------------|---------|-------------|--------------|------------|-----------|-----------|-----------|----------|---------------------------|----------|----------|----------|-----------|----------|
| | | | | | | | | | | FGA | Down | Int | Fumb | Half Game | |
| 09/02/2023 | San Diego St. | L 28-36 | 3 | 2 | 14 | 2 | 2 | 0 | 0 | 0 | 0 | 0 | 1 | 0 | 0 |
| 09/09/2023 | Utah St. | L 28-78 | 6 | 6 | 37 | 5 | 2 | 3 | 1 | 1 | 0 | 0 | 0 | 0 | 0 |
| 09/16/2023 | UNI | L 17-41 | 7 | 5 | 31 | 4 | 3 | 1 | 1 | 2 | 0 | 0 | 0 | 0 | 1 |
| 09/23/2023 | Northern Colo. | W 35-21 | 3 | 3 | 21 | 3 | 3 | 0 | 0 | 0 | 0 | 0 | 0 | 0 | 0 |
| 09/30/2023 | Montana | L 20-28 | 5 | 4 | 28 | 4 | 2 | 2 | 0 | 0 | 0 | 0 | 0 | 0 | 1 |
| 10/14/2023 | Eastern Wash. | W 42-41 | 5 | 5 | 27 | 3 | 1 | 2 | 2 | 2 | 0 | 0 | 0 | 0 | 0 |
| 10/21/2023 | Portland St. | W 38-24 | 2 | 2 | 14 | 2 | 2 | 0 | 0 | 0 | 0 | 0 | 0 | 0 | 0 |
| 10/28/2023 | Sacramento St. | L 16-51 | 6 | 6 | 38 | 5 | 3 | 2 | 1 | 1 | 0 | 0 | 0 | 0 | 0 |
| 11/04/2023 | Weber St. | L 21-33 | 4 | 3 | 17 | 2 | 0 | 2 | 1 | 2 | 0 | 0 | 0 | 0 | 0 |
| 11/11/2023 | UC Davis | L 14-21 | 2 | 2 | 14 | 2 | 2 | 0 | 0 | 0 | 0 | 0 | 0 | 0 | 0 |
| 11/18/2023 | Idaho | L 21-63 | 7 | 6 | 42 | 6 | 1 | 5 | 0 | 0 | 1 | 0 | 0 | 0 | 0 |
| Totals 44 of 50 (88.0%) | | | 50 | 44 | 283 | 38 | 21 | 17 | 6 | 8 | 1 | 0 | 1 | 0 | 2 |





2023 GAME RECAPS

GAME 1

SAN DIEGO STATE 36, IDAHO STATE 28

09/02/2023 - SNAPDRAGON STADIUM

THE IDAHO STATE BENGALS WALKED INTO SNAPDRAGON STADIUM IN HEAD COACH CODY HAWKINS FIRST CAREER GAME AT THE HELM AND BATTLED FOR FOUR QUARTERS WITH AN FBS OPPONENT. AFTER SDSU GAINED AN EARLY LEAD, THE BENGALS SURGED BACK CLOSING THE GAP TO A 20-17 HALFTIME DEFICIT. IDAHO STATE PUT TOGETHER A TOUGH FOURTH QUARTER, SCORING 15, TO MAKE A GAME OF IT IN SAN DIEGO BEFORE FALLING JUST SHORT. THE BENGALS CONTROLLED THE BALL IN THE GAME WITH 24 FIRST DOWNS, BUT SDSU'S EXPLOSIVE SCORING EARNED THE AZTECS THE WIN.

Date: 09/02/2023
Site: San Diego, California (Snapdragon Stadium)
Attendance: 22,345

| Score By Quarters | 1st | 2nd | 3rd | 4th | Total |
|-------------------|-----|-----|-----|-----|-------|
| ISU | 3 | 10 | 0 | 15 | 28 |
| SDS | 10 | 10 | 9 | 7 | 36 |

Scoring Summary

| Qtr | Time | Scoring Play | ISU | SDS |
|-----|-------|--|-----|-----|
| 1st | 08:49 | ISU - Kopcho,Thomas 32 yd field goal 11 plays, 61 yards, TOP 03:10 | 3 | 0 |
| 1st | 06:50 | SDS - Browning,Jack 43 yd field goal 6 plays, 33 yards, TOP 01:48 | 3 | 3 |
| 1st | 02:54 | SDS - Mayden,Jalen 24 yd run (Browning,Jack kick), 2 plays, 32 yards, TOP 00:44 | 3 | 10 |
| 2nd | 14:50 | ISU - Kopcho,Thomas 33 yd field goal 8 plays, 59 yards, TOP 03:04 | 6 | 10 |
| 2nd | 06:35 | SDS - Armstead,Jaylon 4 yd run (Browning,Jack kick), 12 plays, 68 yards, TOP 07:12 | 6 | 17 |
| 2nd | 01:10 | SDS - Browning,Jack 41 yd field goal 7 plays, 25 yards, TOP 03:22 | 6 | 20 |
| 2nd | 00:14 | ISU - Fredrickson,Christian 24 yd pass from Cooke,Jordan (Kopcho,Thomas kick) 6 plays, 65 yards, TOP 00:50 | 13 | 20 |
| 3rd | 08:48 | SDS - 0 yd safety | 13 | 22 |
| 3rd | 06:09 | SDS - Blake,Martin 3 yd run (Browning,Jack kick), 5 plays, 27 yards, TOP 02:32 | 13 | 29 |
| 4th | 13:34 | ISU - James,Chedon 8 yd pass from Hays,Hunter (Jordan Jr., Alfred pass) 14 plays, 80 yards, TOP 04:59 | 21 | 29 |
| 4th | 06:50 | SDS - Mayden,Jalen 56 yd run (Browning,Jack kick), 3 plays, 70 yards, TOP 01:22 | 21 | 36 |
| 4th | 00:39 | ISU - Hays,Hunter 2 yd run (Kopcho,Thomas kick), 12 plays, 68 yards, TOP 03:01 | 28 | 36 |

| Team Statistics | ISU | SDS |
|------------------------------|---------|---------|
| FIRST DOWNS | 24 | 18 |
| Rushing | 6 | 13 |
| Passing | 12 | 4 |
| Penalty | 6 | 1 |
| NET YARDS RUSHING | 22 | 304 |
| Attempts | 17 | 47 |
| Avg. Per Rush | 1.3 | 6.5 |
| Rushing TDs | 1 | 4 |
| Yards Gained | 47 | 314 |
| Yds. Lost | 25 | 10 |
| NET YARDS Passing | 322 | 85 |
| Comp. - Att. - Int. | 31-63-3 | 13-20-1 |
| Avg. / Att. | 5.1 | 4.3 |
| Avg. / Comp. | 10.4 | 6.5 |
| TDs | 2 | 0 |
| TOTAL OFFENSE YARDS | 344 | 389 |
| Plays | 80 | 67 |
| Avg. / Play | 4.3 | 5.8 |
| Fumbles - Lost | 2-0 | 3-2 |
| Penalties - Yards | 6-50 | 14-125 |
| PUNTS-YARDS | 3-122 | 5-216 |
| Avg. / Punt | 40.7 | 43.2 |
| Net / Punt | 35.0 | 39.2 |
| Inside 20 | 1 | 1 |
| 50+ Yards | 0 | 0 |
| Touchbacks | 0 | 1 |
| Fair Catch | 0 | 2 |
| KICKOFFS-YARDS | 6-279 | 7-451 |
| Avg. Yards / Kickoff | 46.5 | 64.4 |
| Net Yards / Kickoff | 29.8 | 42.9 |
| Touchbacks | 1 | 3 |
| Fair Catch | 0 | 23 |
| RETURNS | | |
| Punt: Total - Yards - TDs | 0-0-0 | 2-17-0 |
| Punt: Avg. / Return | NaN | 8.5 |
| Kickoff: Total - Yards - TDs | 3-91-0 | 4-80-0 |
| Kickoff: Avg. / Return | 30.3 | 20.0 |
| INT: Total - Yards - TDs | 1-0-0 | 3-0-0 |
| Fumble: Total - Yards - TDs | 0-0-0 | 0-0-0 |
| MISCELLANEOUS | | |
| Miscellaneous Yards | 0 | 0 |
| Possession Time | 25:32 | 34:28 |
| 1st Quarter | 7:25 | 7:35 |
| 2nd Quarter | 4:03 | 10:57 |
| 3rd Quarter | 5:33 | 9:27 |
| 4th Quarter | 8:31 | 6:29 |
| 3rd Down Conversions | 7 of 15 | 5 of 13 |
| 4th Down Conversions | 0 of 3 | 0 of 0 |
| Red-Zone Scores-Chances | 4-4 | 2-3 |
| Touchdowns | 2-4 | 2-3 |
| Field Goals | 2-4 | 0-3 |
| Sacks: Total - Yards | 2-7 | 3-13 |
| PAT: Total - Made | 2-2 | 4-4 |
| Field Goals: Total - Made | 2-2 | 2-2 |



FULL BOX SCORE

GAME 2

UTAH STATE 78, IDAHO STATE 28

09/09 - MAVERIK STADIUM

THE UTAH STATE AGGIES TOOK ADVANTAGE OF A 44 POINT 2ND QUARTER TO RUN AWAY WITH THE WIN OVER THE IDAHO STATE BENGALS IN LOGAN, UTAH. AFTER A 7-7 TIED FIRST QUARTER, UTAH STATE'S RUN GAME AND DEFENSE CONVERTED BACK TO BACK TOUCHDOWNS TO RUN AWAY WITH THE LEAD.

Date: 09/09/2023
Site: Logan, Utah (Maverik Stadium)
Attendance: 20,034

| Score By Quarters | 1st | 2nd | 3rd | 4th | Total |
|-------------------|-----|-----|-----|-----|-------|
| ISU | 7 | 7 | 7 | 7 | 28 |
| USU | 7 | 44 | 14 | 13 | 78 |

Scoring Summary

| Qtr | Time | Scoring Play | ISU | USU |
|-----|-------|--|-----|-----|
| 1st | 14:33 | USU - Briggs,Robert 58 yd run (Testa,William kick), 2 plays, 65 yards, TOP 00:27 | 0 | 7 |
| 1st | 10:59 | ISU - Fredrickson,Christian 9 yd pass from Cooke,Jordan (Kopcho,Thomas kick) 7 plays, 75 yards, TOP 03:34 | 7 | 7 |
| 2nd | 14:51 | USU - Booth,Davon 8 yd run (Testa,William kick), 8 plays, 80 yards, TOP 02:40 | 7 | 14 |
| 2nd | 12:09 | USU - Booth,Davon 40 yd run (Testa,William kick), 3 plays, 67 yards, TOP 01:25 | 7 | 21 |
| 2nd | 06:35 | USU - Vaughn,Terrill 4 yd pass from Legas,Cooper (Testa,William kick) 11 plays, 75 yards, TOP 04:02 | 7 | 28 |
| 2nd | 05:44 | USU - Larsen,Ike 47 yd interception () | 7 | 34 |
| 2nd | 05:24 | USU - Royals,Jalen 20 yd pass from Legas,Cooper (Nimrod,Elliott kick) 1 plays, 20 yards, TOP 00:07 | 7 | 41 |
| 2nd | 04:08 | USU - Faison,Rahsul 60 yd run (Nimrod,Elliott kick), 2 plays, 80 yards, TOP 00:19 | 7 | 48 |
| 2nd | 00:16 | ISU - Fredrickson,Christian 15 yd pass from Hays,Hunter (Kopcho,Thomas kick) 10 plays, 75 yards, TOP 03:52 | 14 | 48 |
| 2nd | 00:01 | USU - Nimrod,Elliott 37 yd field goal 1 plays, yards, TOP 00:05 | 14 | 51 |
| 3rd | 08:58 | USU - Vaughn,Terrill 5 yd pass from Williams,Levi (Nimrod,Elliott kick) 11 plays, 62 yards, TOP 03:58 | 14 | 58 |
| 3rd | 08:58 | ISU - Hunter,Raiden 1 yd run (Kopcho,Thomas kick), 13 plays, 77 yards, TOP 00:32 | 14 | 65 |
| 3rd | 00:00 | ISU - Shulikov,Michael 12 yd pass from Hays,Hunter (Kopcho,Thomas kick) 11 plays, 75 yards, TOP 00:00 | 21 | 65 |
| 4th | 09:15 | USU - Jones,Cooper 1 yd run (), 11 plays, 63 yards, TOP 04:44 | 28 | 65 |
| 4th | 04:25 | USU - Jones,Cooper 1 yd run (), 11 plays, 63 yards, TOP 04:44 | 28 | 71 |
| 4th | 00:54 | USU - Francois,Jahquie 75 yd interception (Nimrod,Elliott kick) | 28 | 78 |

| Team Statistics | ISU | USU |
|------------------------------|---------|---------|
| FIRST DOWNS | 28 | 23 |
| Rushing | 9 | 16 |
| Passing | 18 | 7 |
| Penalty | 1 | 0 |
| NET YARDS RUSHING | 101 | 380 |
| Attempts | 30 | 41 |
| Avg. Per Rush | 3.4 | 9.3 |
| Rushing TDs | 1 | 5 |
| Yards Gained | 119 | 395 |
| Yds. Lost | 18 | 15 |
| NET YARDS Passing | 323 | 211 |
| Comp. - Att. - Int. | 34-53-2 | 22-28-0 |
| Avg. / Att. | 6.1 | 7.5 |
| Avg. / Comp. | 9.5 | 9.6 |
| TDs | 3 | 4 |
| TOTAL OFFENSE YARDS | 424 | 591 |
| Plays | 83 | 69 |
| Avg. / Play | 5.1 | 8.6 |
| Fumbles - Lost | 2-1 | 1-0 |
| Penalties - Yards | 0-0 | 4-35 |
| PUNTS-YARDS | 7-283 | 3-136 |
| Avg. / Punt | 40.4 | 45.3 |
| Net / Punt | 35.3 | 45.3 |
| Inside 20 | 0 | 2 |
| 50+ Yards | 0 | 1 |
| Touchbacks | 1 | 0 |
| Fair Catch | 3 | 1 |
| KICKOFFS-YARDS | 5-213 | 12-778 |
| Avg. Yards / Kickoff | 42.6 | 64.8 |
| Net Yards / Kickoff | 28.6 | 49.9 |
| Touchbacks | 0 | 6 |
| Fair Catch | 0 | 74 |
| RETURNS | | |
| Punt: Total - Yards - TDs | 0-0-0 | 3-18-0 |
| Punt: Avg. / Return | NaN | 5.3 |
| Kickoff: Total - Yards - TDs | 3-59-0 | 3-70-0 |
| Kickoff: Avg. / Return | 19.7 | 23.3 |
| INT: Total - Yards - TDs | 0-0-0 | 2-122-2 |
| Fumble: Total - Yards - TDs | 0-0-0 | 1-0-0 |
| MISCELLANEOUS | | |
| Miscellaneous Yards | 0 | 0 |
| Possession Time | 33:31 | 26:29 |
| 1st Quarter | 7:40 | 7:20 |
| 2nd Quarter | 8:43 | 6:17 |
| 3rd Quarter | 8:59 | 6:01 |
| 4th Quarter | 8:09 | 6:51 |
| 3rd Down Conversions | 7 of 16 | 5 of 10 |
| 4th Down Conversions | 1 of 2 | 2 of 2 |
| Red-Zone Scores-Chances | 4-4 | 6-6 |
| Touchdowns | 4-4 | 5-6 |
| Field Goals | 0-4 | 1-6 |
| Sacks: Total - Yards | 1-8 | 2-9 |
| PAT: Total - Made | 4-4 | 9-10 |
| Field Goals: Total - Made | 0-0 | 1-1 |



FULL BOX SCORE





2023 GAME RECAPS

GAME 3

NORTHERN IOWA 41, IDAHO STATE 17 09/16 - HOLT ARENA

THE IDAHO VANDALS ROUTED THE BENGALS IN THE FINAL GAME OF THE 2023 REGULAR SEASON. IDAHO TOOK ADVANTAGE OF A 56-0 FIRST HALF TO KEEP THE BENGALS OUT OF CONTENTION IN THE CONTEST. CHEDON JAMES PASSED THE 1,000 YARD MARK DURING THE GAME AND FRESHMAN QUARTERBACK JACKSON SHARMAN THREW HIS FIRST CAREER TOUCHDOWN PASS.

Date: 09/09/2023
Site: Logan, Utah (Maverik Stadium)
Attendance: 20,034

| Score By Quarters | 1st | 2nd | 3rd | 4th | Total |
|-------------------|-----|-----|-----|-----|-------|
| ISU | 7 | 7 | 7 | 7 | 28 |
| USU | 7 | 44 | 14 | 13 | 78 |

Scoring Summary

| Qtr | Time | Scoring Play | ISU | USU |
|-----|-------|--|-----|-----|
| 1st | 14:33 | USU - Briggs,Robert 58 yd run (Testa,William kick), 2 plays, 65 yards, TOP 00:27 | 0 | 7 |
| 1st | 10:59 | ISU - Fredrickson,Christian 9 yd pass from Cooke,Jordan (Kopcho,Thomas kick) 7 plays, 75 yards, TOP 03:34 | 7 | 7 |
| 2nd | 14:51 | USU - Booth,Davon 8 yd run (Testa,William kick), 8 plays, 80 yards, TOP 02:40 | 7 | 14 |
| 2nd | 12:09 | USU - Booth,Davon 40 yd run (Testa,William kick), 3 plays, 67 yards, TOP 01:25 | 7 | 21 |
| 2nd | 06:35 | USU - Vaughn,Terrell 4 yd pass from Legas,Cooper (Testa,William kick) 11 plays, 75 yards, TOP 04:02 | 7 | 28 |
| 2nd | 05:44 | USU - Larsen,Ike 47 yd interception () | 7 | 34 |
| 2nd | 05:24 | USU - Royals,Jalen 20 yd pass from Legas,Cooper (Nimrod,Elliott kick) 1 plays, 20 yards, TOP 00:07 | 7 | 41 |
| 2nd | 04:08 | USU - Faison,Rahsul 60 yd run (Nimrod,Elliott kick), 2 plays, 60 yards, TOP 00:19 | 7 | 48 |
| 2nd | 00:16 | ISU - Fredrickson,Christian 15 yd pass from Hays,Hunter (Kopcho,Thomas kick) 10 plays, 75 yards, TOP 03:52 | 14 | 48 |
| 2nd | 00:01 | USU - Nimrod,Elliott 37 yd field goal 1 plays, yards, TOP 00:05 | 14 | 51 |
| 3rd | 08:58 | USU - Vaughn,Terrell 5 yd pass from Williams,Levi (Nimrod,Elliott kick) 11 plays, 62 yards, TOP 03:40 | 14 | 58 |
| 3rd | 03:58 | USU - Shulikov,Micha 47 yd pass from Williams,Levi (Nimrod,Elliott kick) 2 plays, 46 yards, TOP 00:32 | 14 | 65 |
| 3rd | 00:00 | ISU - Shulikov,Michael 12 yd pass from Hays,Hunter (Kopcho,Thomas kick) 11 plays, 75 yards, TOP 03:58 | 21 | 65 |
| 4th | 09:15 | ISU - Hunter,Raiden 1 yd run (Kopcho,Thomas kick), 13 plays, 77 yards, TOP 04:34 | 28 | 65 |
| 4th | 04:25 | USU - Jones,Cooper 1 yd run (), 11 plays, 63 yards, TOP 04:44 | 28 | 71 |
| 4th | 00:54 | USU - Francois,Jaiden 75 yd interception (Nimrod,Elliott kick) | 28 | 78 |

| Team Statistics | ISU | USU |
|---------------------|---------|---------|
| FIRST DOWNS | 28 | 23 |
| Rushing | 9 | 16 |
| Passing | 18 | 7 |
| Penalty | 1 | 0 |
| NET YARDS RUSHING | 101 | 380 |
| Attempts | 30 | 41 |
| Avg. Per Rush | 3.4 | 9.3 |
| Rushing TDs | 1 | 5 |
| Yards Gained | 119 | 395 |
| Yds. Lost | 18 | 15 |
| NET YARDS PASSING | 323 | 211 |
| Comp. - Att. - Int. | 34-53-2 | 22-28-0 |
| Avg. / Att. | 6.1 | 7.5 |
| Avg. / Comp. | 9.5 | 9.6 |
| TDs | 3 | 4 |

| TOTAL OFFENSE YARDS | ISU | USU |
|---------------------|-------|-------|
| Plays | 83 | 69 |
| Avg. / Play | 5.1 | 8.6 |
| Fumbles - Lost | 2-1 | 1-0 |
| Penalties - Yards | 0-0 | 4-35 |
| PUNTS-YARDS | 7-283 | 3-136 |
| Avg. / Punt | 40.4 | 45.3 |
| Net / Punt | 35.3 | 45.3 |
| Inside 20 | 0 | 2 |
| 50+ Yards | 0 | 1 |
| Touchbacks | 1 | 0 |
| Fair Catch | 3 | 1 |

| KICKOFFS-YARDS | ISU | USU |
|------------------------------|--------|---------|
| Avg. Yards / Kickoff | 42.6 | 64.8 |
| Net Yards / Kickoff | 28.6 | 49.9 |
| Touchbacks | 0 | 6 |
| Fair Catch | 0 | 74 |
| RETURNS | | |
| Punt: Total - Yards - TDs | 0-0-0 | 3-16-0 |
| Punt: Avg. / Return | Na | 5.3 |
| Kickoff: Total - Yards - TDs | 3-59-0 | 3-70-0 |
| Kickoff: Avg. / Return | 19.7 | 23.3 |
| INT: Total - Yards - TDs | 0-0-0 | 2-122-2 |
| Fumble: Total - Yards - TDs | 0-0-0 | 1-0-0 |

| MISCELLANEOUS | ISU | USU |
|---------------------------|---------|---------|
| Miscellaneous Yards | 0 | 0 |
| Possession Time | 33:31 | 26:29 |
| 1st Quarter | 7:40 | 7:20 |
| 2nd Quarter | 8:43 | 6:17 |
| 3rd Quarter | 8:59 | 6:01 |
| 4th Quarter | 8:09 | 6:51 |
| 3rd Down Conversions | 7 of 16 | 5 of 10 |
| 4th Down Conversions | 1 of 2 | 2 of 2 |
| Red-Zone Scores-Chances | 4-4 | 6-6 |
| Touchdowns | 4-4 | 5-6 |
| Field Goals | 0-4 | 1-6 |
| Sacks: Total - Yards | 1-8 | 2-9 |
| PAT: Total - Made | 4-4 | 9-10 |
| Field Goals: Total - Made | 0-0 | 1-1 |



FULL BOX SCORE

GAME 4

IDAHO STATE 35, NORTHERN COLORADO 21 09/23 - HOLT ARENA

THE IDAHO STATE BENGALS RETURNED HOME FOR HOMECOMING 2023 LOOKING TO PICK UP THE FIRST WIN OF THE SEASON. THE BENGALS JUMPED OUT TO A FIRST HALF 21-7 LEAD OVER THE BEARS, CAPPED BY A 60 YARD CHASEDOWN TACKLE BY JOSH ALFORD TO SAVE A TOUCHDOWN AND KEEP THE BENGAL LEAD. THE BEARS TIED THE GAME IN THE THIRD QUARTER BUT TOUCHDOWN RUNS BY AIDEN TAYLOR AND HUNTE HAYS IN THE 2ND HALF EARNED THE BENGALS THE FIRST WIN OF CODY HAWKINS' CAREER.

Date: 09/23/2023
Site: Pocatello, Idaho (Holt Arena)
Attendance: 8,012

| Score By Quarters | 1st | 2nd | 3rd | 4th | Total |
|-------------------|-----|-----|-----|-----|-------|
| UNC | 7 | 0 | 14 | 0 | 21 |
| ISU | 7 | 14 | 7 | 7 | 35 |

Scoring Summary

| Qtr | Time | Scoring Play | UNC | ISU |
|-----|-------|---|-----|-----|
| 1st | 07:04 | UNC - Stewart,Darius 16 yd run (Green,Hunter kick), 9 plays, 83 yards, TOP 04:37 | 7 | 0 |
| 1st | 00:03 | ISU - Jordan Jr., Alfred 32 yd pass from Cooke,Jordan (Kopcho,Thomas kick) 7 plays, 74 yards, TOP 02:37 | 7 | 7 |
| 2nd | 05:31 | ISU - Cooke,Jordan 1 yd run (Kopcho,Thomas kick), 10 plays, 72 yards, TOP 04:25 | 7 | 14 |
| 2nd | 00:20 | ISU - James,Chedon 1 yd pass from Hays,Hunter (Kopcho,Thomas kick) 7 plays, 62 yards, TOP 01:14 | 7 | 21 |
| 3rd | 10:32 | UNC - Simon,Jacob 1 yd run (Green,Hunter kick), 9 plays, 63 yards, TOP 04:22 | 14 | 21 |
| 3rd | 05:09 | UNC - Afari,David 18 yd run (Green,Hunter kick), 9 plays, 73 yards, TOP 04:00 | 21 | 21 |
| 3rd | 02:45 | ISU - Taylor,Aiden 8 yd run (Kopcho,Thomas kick), 6 plays, 75 yards, TOP 02:24 | 21 | 28 |
| 4th | 05:05 | ISU - Hays,Hunter 2 yd run (Kopcho,Thomas kick), 12 plays, 58 yards, TOP 05:56 | 21 | 35 |

| Team Statistics | UNC | ISU |
|---------------------|---------|---------|
| FIRST DOWNS | 25 | 26 |
| Rushing | 15 | 9 |
| Passing | 8 | 14 |
| Penalty | 2 | 3 |
| NET YARDS RUSHING | 242 | 103 |
| Attempts | 40 | 30 |
| Avg. Per Rush | 6.1 | 3.4 |
| Rushing TDs | 3 | 3 |
| Yards Gained | 264 | 113 |
| Yds. Lost | 22 | 10 |
| NET YARDS PASSING | 223 | 326 |
| Comp. - Att. - Int. | 22-32-2 | 26-42-1 |
| Avg. / Att. | 7.0 | 7.8 |
| Avg. / Comp. | 10.1 | 12.5 |
| TDs | 0 | 2 |

| TOTAL OFFENSE YARDS | UNC | ISU |
|---------------------|-------|-------|
| Plays | 72 | 72 |
| Avg. / Play | 6.5 | 6 |
| Fumbles - Lost | 1-1 | 0-0 |
| Penalties - Yards | 8-68 | 4-50 |
| PUNTS-YARDS | 4-140 | 5-239 |
| Avg. / Punt | 35 | 47.8 |
| Net / Punt | 35.0 | 45.2 |
| Inside 20 | 0 | 4 |
| 50+ Yards | 0 | 2 |
| Touchbacks | 0 | 0 |
| Fair Catch | 1 | 0 |

| KICKOFFS-YARDS | UNC | ISU |
|------------------------------|--------|-------|
| Avg. Yards / Kickoff | 65.0 | 52.0 |
| Net Yards / Kickoff | 45.0 | 34.5 |
| Touchbacks | 4 | 2 |
| Fair Catch | 0 | 5 |
| RETURNS | | |
| Punt: Total - Yards - TDs | 2-13-0 | 0-0-0 |
| Punt: Avg. / Return | 6.5 | Na |
| Kickoff: Total - Yards - TDs | 3-65-0 | 0-0-0 |
| Kickoff: Avg. / Return | 21.7 | Na |
| INT: Total - Yards - TDs | 1-0-0 | 2-5-0 |
| Fumble: Total - Yards - TDs | 0-0-0 | 0-0-0 |

| MISCELLANEOUS | UNC | ISU |
|---------------------------|---------|---------|
| Miscellaneous Yards | 0 | 0 |
| Possession Time | 31:13 | 28:47 |
| 1st Quarter | 10:04 | 4:56 |
| 2nd Quarter | 6:31 | 8:29 |
| 3rd Quarter | 9:54 | 5:06 |
| 4th Quarter | 4:44 | 10:16 |
| 3rd Down Conversions | 1 of 11 | 6 of 13 |
| 4th Down Conversions | 2 of 3 | 1 of 1 |
| Red-Zone Scores-Chances | 3-3 | 4-5 |
| Touchdowns | 3-3 | 4-5 |
| Field Goals | 0-3 | 0-5 |
| Sacks: Total - Yards | 0-0 | 2-12 |
| PAT: Total - Made | 3-3 | 5-5 |
| Field Goals: Total - Made | 0-1 | 0-1 |



FULL BOX SCORE



2023 GAME RECAPS

GAME 5

#17 MONTANA 28. IDAHO STATE 20

09/30 - WA GRIZ STADIUM

IDAHO STATE WENT NORTH FOR THE FIRST RANKED ROAD TEST OF THE BIG SKY CONFERENCE SEASON. PLAYING AGAINST THE GRIZ IN A SOLD OUT WA GRIZ STADIUM. ISU AND THE #17 RANKED UM TRADED TOUCHDOWNS, BUT A DEFENSIVE BATTLE ENSUED AND THE FIRST HALF ENDED WITH A 7-7 STALEMATE. UM SCORED TWO TOUCHDOWNS IN THE 3RD QUARTER WHICH PROVED TO BE THE DECIDER AS THE BENGALS MATCHED THEM FOR THE REST OF THE GAME, FALLING JUST SHORT WITH THE 28-20 LOSS.

Date: 09/30/2023
Site: Missoula, Montana (Washington-Grizzly)
Attendance: 26,678

| Score By Quarters | 1st | 2nd | 3rd | 4th | Total |
|-------------------|-----|-----|-----|-----|-------|
| ISU | 7 | 0 | 7 | 6 | 20 |
| UM | 7 | 0 | 14 | 7 | 28 |

Scoring Summary

| Qtr | Time | Scoring Play | ISU | UM |
|-----|-------|---|-----|----|
| 1st | 09:21 | UM - McDowell,Clifton 8 yd run (Glasgow,Grant kick), 11 plays, 58 yards, TOP 05:34 | 0 | 7 |
| 1st | 00:38 | ISU - James,Chedon 4 yd pass from Cooke,Jordan (Kopcho,Thomas kick) 10 plays, 61 yards, TOP 04:29 | 7 | 7 |
| 3rd | 12:40 | UM - Fontes,Aaron 2 yd pass from McDowell,Clifton (Glasgow,Grant kick) 6 plays, 50 yards, TOP 02:14 | 7 | 14 |
| 3rd | 09:44 | ISU - James,Chedon 28 yd pass from Cooke,Jordan (Kopcho,Thomas kick) 7 plays, 75 yards, TOP 02:56 | 14 | 14 |
| 3rd | 05:09 | UM - Shafer,Evan 15 yd pass from Racanelli,Sawyer (Glasgow,Grant kick) 9 plays, 75 yards, TOP 04:35 | 14 | 21 |
| 4th | 14:11 | ISU - Wallace,Cyrus 6 yd pass from Cooke,Jordan () 12 plays, 82 yards, TOP 05:52 | 20 | 21 |
| 4th | 07:37 | UM - Gillman,Eli 3 yd run (Glasgow,Grant kick), 12 plays, 67 yards, TOP 06:29 | 20 | 28 |

| Team Statistics | ISU | UM |
|----------------------|---------|---------|
| FIRST DOWNS | 19 | 24 |
| Rushing | 3 | 11 |
| Passing | 14 | 12 |
| Penalty | 2 | 1 |
| NET YARDS RUSHING | 45 | 174 |
| Attempts | 13 | 51 |
| Avg. Per Rush | 3.5 | 3.4 |
| Rushing TDs | 0 | 2 |
| Yards Gained | 47 | 224 |
| Yds. Lost | 2 | 50 |
| NET YARDS PASSING | 289 | 220 |
| Comp. - Att. - Int. | 31-47-2 | 18-25-0 |
| Avg. / Att. | 6.1 | 8.8 |
| Avg. / Comp. | 9.3 | 12.2 |
| TDs | 3 | 2 |
| TOTAL OFFENSE YARDS | 334 | 394 |
| Plays | 60 | 76 |
| Avg. / Play | 5.6 | 5.2 |
| Fumbles - Lost | 0-0 | 0-0 |
| Penalties - Yards | 7-50 | 9-72 |
| PUNTS-YARDS | 3-114 | 4-123 |
| Avg. / Punt | 38 | 30.8 |
| Net / Punt | 38.0 | 30.8 |
| Inside 20 | 1 | 1 |
| 50+ Yards | 0 | 0 |
| Touchbacks | 0 | 0 |
| Fair Catch | 3 | 2 |
| KICKOFFS-YARDS | 4-217 | 5-322 |
| Avg. Yards / Kickoff | 54.3 | 64.4 |
| Net Yards / Kickoff | 36.3 | 52.8 |
| Touchbacks | 2 | 2 |
| Fair Catch | 0 | 47 |

| Field Goals | Qtr. | Clock | Yds. | Result |
|---------------|------|-------|------|--------|
| Kopcho,Thomas | 2nd | 01:39 | 26 | D |
| Kickoffs | | | | |
| Boieger,Ross | 4 | 2:17 | 2 | 0 |

| MISCELLANEOUS | ISU | UM |
|---------------------------|---------|---------|
| Miscellaneous Yards | 0 | 0 |
| Possession Time | 25:06 | 34:54 |
| 1st Quarter | 7:27 | 7:33 |
| 2nd Quarter | 6:18 | 8:42 |
| 3rd Quarter | 8:11 | 6:49 |
| 4th Quarter | 3:10 | 11:50 |
| 3rd Down Conversions | 7 of 13 | 5 of 12 |
| 4th Down Conversions | 0 of 1 | 1 of 1 |
| Red-Zone Scores-Chances | 2-3 | 4-5 |
| Touchdowns | 2-3 | 4-5 |
| Field Goals | 0-3 | 0-5 |
| Sacks: Total - Yards | 3-33 | 0-0 |
| PAT: Total - Made | 2-2 | 4-4 |
| Field Goals: Total - Made | 0-1 | 0-1 |



FULL BOX SCORE

GAME 6

IDAHO STATE 42, #22 EWU 41

10/14 - HOLT ARENA

IT WAS A COMEBACK FOR THE AGES AS IDAHO STATE TOOK DOWN THE #22 RANKED EASTERN WASHINGTON EAGLES IN HOLT ARENA ON OCT. 14. DOWN 41-14 WITH 1:48 TO PLAY IN THE 3RD, IDAHO STATE STAGED A 27 POINT COMEBACK CAPPED BY TYLOR BOHANNONS RECOVERY OF AN INSIDE KICK AND HUNTER HAYS' 1 YARD TD RUN TO SECURE THE BENGALS 42-41 VICTORY OVER THE EAGLES. THE WIN SNAPPED A 10 GAME LOSING STREAK TO EWU AND EARNED THE BENGALS THEIR 2ND BIG SKY WIN OF THE SEASON.

Date: 10/14/2023
Site: Pocatello, Idaho (Holt Arena)
Attendance: 6,763

| Score By Quarters | 1st | 2nd | 3rd | 4th | Total |
|-------------------|-----|-----|-----|-----|-------|
| EWU | 14 | 21 | 6 | 0 | 41 |
| ISU | 0 | 14 | 7 | 21 | 42 |

Scoring Summary

| Qtr | Time | Scoring Play | EWU | ISU |
|-----|-------|---|-----|-----|
| 1st | 04:58 | EWU - Chism III,Eyton 13 yd pass from Visperas,Keoua (McKee,Soren kick) 6 plays, 80 yards, TOP 05:27 | 7 | 0 |
| 1st | 01:08 | EWU - Altahir,Tuna 8 yd run (McKee,Soren kick), 4 plays, 57 yards, TOP 01:13 | 14 | 0 |
| 2nd | 14:30 | EWU - Wortham,Michael 23 yd run (McKee,Soren kick), 4 plays, 69 yards, TOP 01:30 | 21 | 0 |
| 2nd | 12:53 | ISU - Gasu,Soujah 38 yd run (Kingsa,Yoanni kick), 4 plays, 75 yards, TOP 01:37 | 21 | 7 |
| 2nd | 08:35 | EWU - Chism III,Eyton 10 yd pass from Visperas,Keoua (McKee,Soren kick) 12 plays, 72 yards, TOP 04:10 | 28 | 7 |
| 2nd | 01:15 | EWU - Williams,Miles 32 yd pass from Visperas,Keoua (McKee,Soren kick) 2 plays, 41 yards, TOP 01:11 | 35 | 7 |
| 2nd | 00:04 | ISU - James,Chedon 2 yd pass from Hays,Hunter (Kopcho,Thomas kick) 7 plays, 75 yards, TOP 02:27 | 35 | 14 |
| 3rd | 05:11 | EWU - McKee,Soren 32 yd field goal 13 plays, 61 yards, TOP 06:14 | 38 | 14 |
| 3rd | 01:48 | EWU - McKee,Soren 30 yd field goal 4 plays, -5 yards, TOP 01:00 | 41 | 14 |
| 3rd | 00:46 | ISU - Wallace,Cyrus 15 yd pass from Cooke,Jordan (Kopcho,Thomas kick) 2 plays, 75 yards, TOP 01:02 | 41 | 21 |
| 4th | 10:06 | ISU - Gasu,Soujah 1 yd run (Kopcho,Thomas kick), 6 plays, 90 yards, TOP 02:04 | 41 | 28 |
| 4th | 03:28 | ISU - Blancas,Aaron 25 yd pass from Cooke,Jordan (Kopcho,Thomas kick) 7 plays, 68 yards, TOP 02:23 | 41 | 35 |
| 4th | 00:52 | ISU - 1 yd run (Kopcho,Thomas kick), 7 plays, 36 yards, TOP 02:31 | 41 | 42 |

| Team Statistics | EWU | ISU |
|----------------------|---------|---------|
| FIRST DOWNS | 32 | 29 |
| Rushing | 8 | 3 |
| Passing | 20 | 24 |
| Penalty | 4 | 2 |
| NET YARDS RUSHING | 150 | 49 |
| Attempts | 32 | 20 |
| Avg. Per Rush | 4.7 | 2.5 |
| Rushing TDs | 2 | 3 |
| Yards Gained | 162 | 90 |
| Yds. Lost | 12 | 41 |
| NET YARDS PASSING | 403 | 523 |
| Comp. - Att. - Int. | 33-47-0 | 38-55-2 |
| Avg. / Att. | 8.6 | 9.5 |
| Avg. / Comp. | 12.2 | 13.8 |
| TDs | 3 | 3 |
| TOTAL OFFENSE YARDS | 553 | 572 |
| Plays | 79 | 75 |
| Avg. / Play | 7.0 | 7.6 |
| Fumbles - Lost | 0-0 | 0-0 |
| Penalties - Yards | 9-68 | 9-74 |
| PUNTS-YARDS | 3-110 | 3-124 |
| Avg. / Punt | 36.7 | 41.3 |
| Net / Punt | 36.7 | 34.7 |
| Inside 20 | 3 | 0 |
| 50+ Yards | 0 | 0 |
| Touchbacks | 0 | 1 |
| Fair Catch | 2 | 1 |
| KICKOFFS-YARDS | 8-520 | 7-426 |
| Avg. Yards / Kickoff | 65.0 | 60.9 |
| Net Yards / Kickoff | 59.8 | 39.9 |
| Touchbacks | 1 | 1 |
| Fair Catch | 150 | 0 |

| Field Goals | Qtr. | Clock | Yds. | Result |
|---------------|------|-------|------|--------|
| Kopcho,Thomas | 3rd | 11:25 | 43 | D |
| Kickoffs | | | | |
| Boieger,Ross | 7 | 4:26 | 1 | 1 |

| MISCELLANEOUS | EWU | ISU |
|---------------------------|----------|---------|
| Miscellaneous Yards | 0 | 0 |
| Possession Time | 33:29 | 26:31 |
| 1st Quarter | 7:23 | 7:37 |
| 2nd Quarter | 10:06 | 4:54 |
| 3rd Quarter | 8:00 | 7:00 |
| 4th Quarter | 8:00 | 7:00 |
| 3rd Down Conversions | 10 of 16 | 6 of 12 |
| 4th Down Conversions | 0 of 0 | 1 of 2 |
| Red-Zone Scores-Chances | 5-5 | 4-4 |
| Touchdowns | 3-5 | 4-4 |
| Field Goals | 2-5 | 0-4 |
| Sacks: Total - Yards | 4-33 | 1-5 |
| PAT: Total - Made | 5-5 | 6-6 |
| Field Goals: Total - Made | 2-4 | 0-1 |



FULL BOX SCORE



2023 GAME RECAPS

GAME 7

IDAHO STATE 38, PORTLAND STATE 24 10/21 - HILLSBORO STADIUM

ISU TRAVELED TO HILLSBORO STADIUM ON 10/21 TO FACE OFF AGAINST THE PSU VIKINGS IN A BIG SKY ROAD TEST. THE BENGALS OFFENSE WAS FIRING ON ALL CYLINDERS AS ISU CRUISED TO A 28-17 FIRST HALF LEAD. AFTER A SCORELESS THIRD WHERE THE VIKINGS CUT THE LEAD TO 28-24, IDAHO STATE SCORED ON HUNTER HAYS 37 YARD RUN AND A THOMAS KOPCHO FIELDGOAL TO PUT THE GAME AWAY AND SECURE THE HAYS WIN.

Date: 10/21/2023
Site: Hillsboro, Oregon (Hillsboro Stadium)
Attendance: 2,174

| Score By Quarters | 1st | 2nd | 3rd | 4th | Total |
|-------------------|-----|-----|-----|-----|-------|
| ISU | 14 | 14 | 0 | 10 | 38 |
| PSU | 7 | 10 | 7 | 0 | 24 |

Scoring Summary

| Qtr | Time | Scoring Play | ISU | PSU |
|-----|-------|--|-----|-----|
| 1st | 10:24 | ISU - Cooke,Jordan 3 yd run (Kopcho,Thomas kick), 9 plays, 81 yards, TOP 03:25 | 7 | 0 |
| 1st | 07:59 | ISU - James,Chedon 12 yd pass from Cooke,Jordan (Kopcho,Thomas kick) 2 plays, 29 yards, TOP 00:30 | 14 | 0 |
| 1st | 00:17 | PSU - Van Buren,Andrew 3 yd run (Smith,Gianni kick), 9 plays, 45 yards, TOP 04:10 | 14 | 7 |
| 2nd | 07:40 | PSU - Spiker,Marquis 30 yd pass from Chachere,Dante (Smith,Gianni kick) 8 plays, 70 yards, TOP 03:56 | 14 | 14 |
| 2nd | 06:01 | ISU - Hays,Hunter 1 yd run (Kopcho,Thomas kick), 7 plays, 75 yards, TOP 01:39 | 21 | 14 |
| 2nd | 00:46 | ISU - Taylor,Aiden 3 yd run (Kopcho,Thomas kick), 6 plays, 81 yards, TOP 02:28 | 28 | 14 |
| 2nd | 00:00 | PSU - Smith,Gianni 41 yd field goal 7 plays, 42 yards, TOP 00:41 | 28 | 17 |
| 3rd | 06:09 | PSU - Chachere,Dante 3 yd run (Smith,Gianni kick), 14 plays, 79 yards, TOP 07:43 | 28 | 24 |
| 4th | 13:16 | ISU - Hays,Hunter 37 yd run (Kopcho,Thomas kick), 8 plays, 80 yards, TOP 02:51 | 35 | 24 |
| 4th | 03:47 | ISU - Kopcho,Thomas 22 yd field goal 12 plays, 71 yards, TOP 06:35 | 38 | 24 |

| Team Statistics | ISU | PSU |
|------------------------------|---------|---------|
| FIRST DOWNS | 27 | 21 |
| Rushing | 9 | 6 |
| Passing | 16 | 13 |
| Penalty | 2 | 2 |
| NET YARDS RUSHING | 165 | 100 |
| Attempts | 35 | 28 |
| Avg. Per Rush | 4.7 | 3.6 |
| Rushing TDs | 4 | 2 |
| Yards Gained | 193 | 118 |
| Yds. Lost | 28 | 18 |
| NET YARDS PASSING | 297 | 265 |
| Comp. - Att. - Int. | 21-32-0 | 26-40-1 |
| Avg. / Att. | 9.3 | 6.6 |
| Avg. / Comp. | 14.1 | 10.2 |
| TDs | 1 | 1 |
| TOTAL OFFENSE YARDS | 462 | 365 |
| Plays | 67 | 68 |
| Avg. / Play | 6.9 | 5.4 |
| Fumbles - Lost | 3-0 | 1-0 |
| Penalties - Yards | 4-50 | 9-77 |
| PUNTS-YARDS | 3-134 | 6-255 |
| Avg. / Punt | 44.7 | 42.5 |
| Net / Punt | 44.7 | 32.8 |
| Inside 20 | 0 | 2 |
| 50+ Yards | 1 | 1 |
| Touchbacks | 0 | 1 |
| Fair Catch | 1 | 2 |
| KICKOFFS-YARDS | 7-383 | 4-258 |
| Avg. Yards / Kickoff | 54.7 | 64.5 |
| Net Yards / Kickoff | 38.6 | 45.0 |
| Touchbacks | 1 | 2 |
| Fair Catch | 0 | 0 |
| RETURNS | | |
| Punt: Total - Yards - TDs | 2-38-0 | 0-0-0 |
| Punt: Avg. / Return | 19.0 | NaN |
| Kickoff: Total - Yards - TDs | 2-38-0 | 5-93-0 |
| Kickoff: Avg. / Return | 19.0 | 18.6 |
| INT: Total - Yards - TDs | 1-0-0 | 0-0-0 |
| Fumble: Total - Yards - TDs | 0-0-0 | 0-0-0 |
| MISCELLANEOUS | | |
| Miscellaneous Yards | 0 | 0 |
| Possession Time | 28:03 | 31:57 |
| 1st Quarter | 6:09 | 8:51 |
| 2nd Quarter | 7:31 | 7:29 |
| 3rd Quarter | 3:33 | 11:27 |
| 4th Quarter | 10:50 | 4:10 |
| 3rd Down Conversions | 5 of 10 | 7 of 14 |
| 4th Down Conversions | 0 of 0 | 0 of 0 |
| Red-Zone Scores-Chances | 5-5 | 2-2 |
| Touchdowns | 4-5 | 2-2 |
| Field Goals | 1-5 | 0-2 |
| Sacks: Total - Yards | 2-13 | 2-6 |
| PAT: Total - Made | 5-5 | 3-3 |
| Field Goals: Total - Made | 1-2 | 1-1 |

| Passing | Cmp | Att. | Yds. | TD | INT | Long | Sack |
|--------------|-----|------|------|----|-----|------|------|
| Cooke,Jordan | 16 | 25 | 259 | 1 | 0 | 55 | 2 |
| Hays,Hunter | 5 | 7 | 38 | 0 | 0 | 14 | 0 |
| Totals | 21 | 32 | 297 | 1 | 0 | 55 | 2 |

| Rushing | Att. | Gain | Loss | Net <th>TD<th>Lg.</th><th>Avg.</th></th> | TD <th>Lg.</th> <th>Avg.</th> | Lg. | Avg. |
|---------------|------|------|------|--|-------------------------------|-----|------|
| Hays,Hunter | 10 | 94 | 1 | 93 | 2 | 37 | 9.3 |
| Hunter,Raiden | 3 | 36 | 1 | 35 | 0 | 25 | 11.7 |
| Gasu,Soujah | 8 | 23 | 0 | 23 | 0 | 10 | 2.9 |
| Cooke,Jordan | 6 | 21 | 6 | 15 | 1 | 8 | 2.5 |
| Taylor,Aiden | 3 | 14 | 0 | 14 | 1 | 8 | 4.7 |
| Kauih,Keoua | 2 | 5 | 0 | 5 | 0 | 3 | 2.5 |
| Davis,Mike | 0 | 0 | 0 | 0 | 0 | 0 | 0.0 |
| TEAM | 3 | 0 | 20 | -20 | 0 | 0 | -6.7 |
| Totals | 35 | 193 | 28 | 165 | 4 | 37 | 4.7 |

| Receiving | Rec. | Yds | TD | Long. |
|------------------------|------|-----|----|-------|
| Jordan Jr., Alfred | 5 | 133 | 0 | 55 |
| Frederickson,Christian | 4 | 62 | 0 | 25 |
| James,Chedon | 7 | 45 | 1 | 14 |
| Wallace,Cyrus | 2 | 27 | 0 | 14 |
| Taylor,Aiden | 1 | 17 | 0 | 17 |
| Blancas,Aaron | 2 | 13 | 0 | 10 |
| Dalley Jr.,Shane | 0 | 0 | 0 | 0 |
| Totals | 21 | 297 | 1 | 55 |

| Punting | Punts | Yds. | Avg. | Long | In. 20 | TB | 50+ Yds. |
|-------------|-------|------|------|------|--------|----|----------|
| Bolger,Ross | 3 | 134 | 44.7 | 51 | 0 | 0 | 1 |
| Totals | 3 | 134 | 44.7 | 51 | 0 | 0 | 1 |

| All Returns | Re | Yds. | Lg | Re | Yds. | Lg |
|-----------------|----|------|----|----|------|----|
| Blancas,Aaron | 2 | 38 | 40 | 0 | 0 | 0 |
| Kauih,Keoua | 0 | 0 | 0 | 2 | 38 | 23 |
| Bohannon,Taylor | 0 | 0 | 0 | 0 | 0 | 0 |
| Total | 2 | 38 | 40 | 2 | 38 | 23 |

| Field Goals | Qtr. | Clock | Yds. | Result |
|---------------|------|-------|------|--------|
| Kopcho,Thomas | 2nd | 11:36 | 48 | D |
| Kopcho,Thomas | 4th | 03:47 | 22 | GOOD |

| Kickoffs | No. | Yds. | TB | OB | Avg. |
|-------------|-----|------|----|----|------|
| Bolger,Ross | 7 | 383 | 1 | 1 | 54.0 |



FULL BOX SCORE

GAME 8

#6 SACRAMENTO STATE 51, IDAHO STATE 16 10/28 - HORNET STADIUM

ISU TRAVELED TO SACRAMENTO ON A COLD, WINDY OCTOBER EVENING. AFTER GOING DOWN 14-0 IN THE FIRST QUARTER, THE BENGALS SCORED A QUICK 2ND QTR TD AND FG FOLLOWED BY HUNTER HAYS CONNECTING WITH ALFRED JORDAN JR TO PUT THE BENGALS UP 16-14 IN THE 2ND. SACRAMENTO STATE USED ITS #6 OFFENSE TO PULL AWAY OVER THE 2ND HALF, AND THE SAC DEFENSE HELD THE BENGALS SCORELESS TO EARN THE WIN.

Date: 10/28/2023
Site: Sacramento, California (Hornet Stadium)
Attendance: 13,733

| Score By Quarters | 1st | 2nd | 3rd | 4th | Total |
|-------------------|-----|-----|-----|-----|-------|
| ISU | 0 | 16 | 0 | 0 | 16 |
| SAC | 14 | 10 | 20 | 7 | 51 |

Scoring Summary

| Qtr | Time | Scoring Play | ISU | SAC |
|-----|-------|---|-----|-----|
| 1st | 11:17 | SAC - Gipson,Jared 23 yd pass from Bennett,Kaiden (Schreiner,Zach kick) 9 plays, 75 yards, TOP 03:43 | 0 | 7 |
| 1st | 00:45 | SAC - Kuntz,Coleman 1 yd run (Schreiner,Zach kick), 9 plays, 86 yards, TOP 04:12 | 0 | 14 |
| 2nd | 14:05 | ISU - James,Chedon 25 yd pass from Hays,Hunter () 5 plays, 48 yards, TOP 01:36 | 6 | 14 |
| 2nd | 07:14 | ISU - Kopcho,Thomas 27 yd field goal 10 plays, 71 yards, TOP 04:14 | 9 | 14 |
| 2nd | 05:46 | ISU - Jordan Jr., Alfred 16 yd pass from Hays,Hunter (Kopcho,Thomas kick) 5 plays, 37 yards, TOP 01:28 | 16 | 14 |
| 2nd | 03:13 | SAC - Gandy,Devin 13 yd pass from Conklin,Carson (Schreiner,Zach kick) 7 plays, 61 yards, TOP 02:27 | 16 | 21 |
| 2nd | 00:00 | SAC - Schreiner,Zach 30 yd field goal 8 plays, 83 yards, TOP 01:12 | 16 | 24 |
| 3rd | 07:53 | SAC - Hill,Carlos 69 yd pass from Conklin,Carson () 2 plays, 73 yards, TOP 00:34 | 16 | 30 |
| 3rd | 03:04 | SAC - Tau-Tolliver,Elijah 4 yd run (Schreiner,Zach kick), 8 plays, 35 yards, TOP 03:34 | 16 | 37 |
| 3rd | 01:17 | SAC - Johnson,Michael 8 yd run (Schreiner,Zach kick), 4 plays, 29 yards, TOP 01:16 | 16 | 44 |
| 4th | 08:30 | SAC - Martin,Marshall 6 yd pass from Conklin,Carson (Schreiner,Zach kick) 12 plays, 53 yards, TOP 06:57 | 16 | 51 |

| Team Statistics | ISU | SAC |
|------------------------------|---------|---------|
| FIRST DOWNS | 16 | 26 |
| Rushing | 6 | 13 |
| Passing | 10 | 12 |
| Penalty | 0 | 1 |
| NET YARDS RUSHING | 42 | 273 |
| Attempts | 19 | 49 |
| Avg. Per Rush | 2.2 | 5.6 |
| Rushing TDs | 0 | 3 |
| Yards Gained | 59 | 303 |
| Yds. Lost | 17 | 30 |
| NET YARDS PASSING | 292 | 314 |
| Comp. - Att. - Int. | 30-56-4 | 21-32-1 |
| Avg. / Att. | 5.2 | 9.8 |
| Avg. / Comp. | 9.7 | 15.0 |
| TDs | 2 | 4 |
| TOTAL OFFENSE YARDS | 334 | 587 |
| Plays | 75 | 81 |
| Avg. / Play | 4.5 | 7.2 |
| Fumbles - Lost | 1-0 | 3-2 |
| Penalties - Yards | 4-47 | 8-69 |
| PUNTS-YARDS | 4-115 | 2-99 |
| Avg. / Punt | 28.8 | 49.5 |
| Net / Punt | 23.0 | 39.5 |
| Inside 20 | 1 | 1 |
| 50+ Yards | 0 | 1 |
| Touchbacks | 0 | 1 |
| Fair Catch | 0 | 0 |
| KICKOFFS-YARDS | 3-178 | 8-470 |
| Avg. Yards / Kickoff | 59.3 | 58.8 |
| Net Yards / Kickoff | 40.0 | 41.0 |
| Touchbacks | 1 | 4 |
| Fair Catch | 0 | 0 |
| RETURNS | | |
| Punt: Total - Yards - TDs | 1-0-0 | 1-23-0 |
| Punt: Avg. / Return | 0.0 | 23.0 |
| Kickoff: Total - Yards - TDs | 4-62-0 | 2-38-0 |
| Kickoff: Avg. / Return | 15.5 | 19.0 |
| INT: Total - Yards - TDs | 1-31-0 | 4-23-0 |
| Fumble: Total - Yards - TDs | 1-0-0 | 0-0-0 |
| MISCELLANEOUS | | |
| Miscellaneous Yards | 0 | 0 |
| Possession Time | 24:55 | 35:05 |
| 1st Quarter | 4:47 | 10:13 |
| 2nd Quarter | 8:38 | 6:22 |
| 3rd Quarter | 7:03 | 7:57 |
| 4th Quarter | 4:27 | 10:33 |
| 3rd Down Conversions | 5 of 17 | 9 of 16 |
| 4th Down Conversions | 2 of 5 | 1 of 2 |
| Red-Zone Scores-Chances | 2-3 | 6-6 |
| Touchdowns | 1-3 | 5-6 |
| Field Goals | 1-3 | 1-6 |
| Sacks: Total - Yards | 1-6 | 1-7 |
| PAT: Total - Made | 1-2 | 6-6 |
| Field Goals: Total - Made | 1-1 | 1-1 |



FULL BOX SCORE



2023 GAME RECAPS

GAME 9

WEBER STATE 33, IDAHO STATE 21 11/04 - HOLT ARENA

AFTER A SCORELESS FIRST QUARTER, WEBER STATE CONNECTED ON THREE STRAIGHT 2ND QUARTER TOUCHDOWNS TO PULL AWAY IN A WIN OVER THE BENGALS. IDAHO STATE MADE A GO OF IT, SCORING 21 2ND HALF POINTS, BUT WERE OUTGAINED RUSHING 184 TO -30 AS THE WILDCATS PULLED AWAY FOR THE WIN.

Date: 11/04/2023
Site: Pocatello, Idaho (Holt Arena)
Attendance: 8,233

| Score By Quarters | 1st | 2nd | 3rd | 4th | Total |
|-------------------|-----|-----|-----|-----|-------|
| WSU | 0 | 21 | 0 | 12 | 33 |
| ISU | 0 | 0 | 7 | 14 | 21 |

Scoring Summary

| Qtr | Time | Scoring Play | WSU | ISU |
|-----|-------|---|-----|-----|
| 2nd | 10:55 | WSU - Thrower,Jaden 23 yd pass from Munoz,Richie (Thompson,Kyle kick) 11 plays, 80 yards, TOP 05:45 | 7 | 0 |
| 2nd | 06:23 | WSU - Sharp,Jacob 19 yd pass from Munoz,Richie (Thompson,Kyle kick) 7 plays, 66 yards, TOP 03:16 | 14 | 0 |
| 2nd | 04:00 | WSU - Meacham,Hayden 26 yd pass from Munoz,Richie (Thompson,Kyle kick) 5 plays, 55 yards, TOP 02:22 | 21 | 0 |
| 3rd | 05:11 | ISU - Hays,Hunter 20 yd run (Kopcho,Thomas kick), 6 plays, 85 yards, TOP 02:57 | 21 | 7 |
| 4th | 14:51 | WSU - Beck,Garrett 35 yd fumble recovery (Thompson,Kyle kick) | 28 | 7 |
| 4th | 13:33 | ISU - Wallace,Cyrus 35 yd pass from Cooke,Jordan () 6 plays, 83 yards, TOP 01:10 | 28 | 13 |
| 4th | 10:57 | WSU - Kelly,Jack 0 yd safety | 30 | 13 |
| 4th | 07:42 | WSU - Thompson,Kyle 22 yd field goal 7 plays, 45 yards, TOP 03:15 | 33 | 13 |
| 4th | 00:25 | ISU - Jordan Jr., Alfred 37 yd pass from Cooke,Jordan (Fredrickson,Christian pass) 1 plays, 37 yards, TOP 00:07 | 33 | 21 |

| Team Statistics | WSU | ISU |
|----------------------|---------|---------|
| FIRST DOWNS | 21 | 19 |
| Rushing | 10 | 1 |
| Passing | 9 | 14 |
| Penalty | 2 | 4 |
| NET YARDS RUSHING | 184 | -30 |
| Attempts | 36 | 16 |
| Avg. Per Rush | 5.1 | -1.9 |
| Rushing TDs | 0 | 1 |
| Yards Gained | 202 | 36 |
| Yds. Lost | 18 | 66 |
| NET YARDS PASSING | 222 | 354 |
| Comp. - Att. - Int. | 26-42-1 | 30-55-1 |
| Avg. / Att. | 5.3 | 6.4 |
| Avg. / Comp. | 8.5 | 11.8 |
| TDs | 3 | 2 |
| TOTAL OFFENSE YARDS | 406 | 324 |
| Plays | 78 | 71 |
| Avg. / Play | 5.2 | 4.6 |
| Fumbles - Lost | 0-0 | 2-2 |
| Penalties - Yards | 7-75 | 9-85 |
| PUNTS-YARDS | 6-243 | 7-273 |
| Avg. / Punt | 40.5 | 39 |
| Net / Punt | 39.2 | 35.1 |
| Inside 20 | 3 | 0 |
| 50+ Yards | 2 | 1 |
| Touchbacks | 0 | 1 |
| Fair Catch | 3 | 0 |
| KICKOFFS-YARDS | 5-322 | 5-225 |
| Avg. Yards / Kickoff | 64.4 | 45.0 |
| Net Yards / Kickoff | 53.0 | 33.6 |
| Touchbacks | 2 | 1 |
| Fair Catch | 47 | 0 |

| Punting | Punts | Yds. | Avg. | Long | In. 20 | TB | 50+ Yds. |
|---------|-------|------|------|------|--------|----|----------|
| | 7 | 273 | 39.0 | 51 | 0 | 1 | 1 |
| Totals | 7 | 273 | 39.0 | 51 | 0 | 1 | 1 |

| All Returns | Re | t. | Yds. | Lg | Kickoffs | Re | t. | Yds. | Lg | Interceptions | Re | t. | Yds. | Lg |
|-------------|----|----|------|----|----------|----|----|------|----|---------------|----|----|------|----|
| | 1 | 8 | 8 | 0 | 0 | 0 | 0 | 0 | 0 | 0 | 0 | 0 | 0 | 0 |
| | 0 | 0 | 0 | 0 | 1 | 17 | 17 | 0 | 0 | 0 | 0 | 0 | 0 | 0 |
| | 0 | 0 | 0 | 0 | 0 | 0 | 0 | 0 | 0 | 1 | 28 | 28 | 0 | 0 |
| Totals | 1 | 8 | 8 | 1 | 17 | 17 | 1 | 28 | 28 | 0 | 0 | 0 | 0 | 0 |

| Field Goals | Qtr. | Clock | Yds. | Result |
|-------------|------|-------|------|--------------------|
| | | | | No data to report. |

| Field Goals | No. | Yds. | TB | OB | Avg. |
|-------------|-----|------|----|----|------|
| | 1 | 35 | 0 | 1 | 35.0 |
| | 4 | 190 | 1 | 1 | 47.0 |
| Totals | 5 | 225 | 1 | 2 | 45.0 |

| MISCELLANEOUS | WSU | ISU |
|---------------------------|---------|---------|
| Miscellaneous Yards | 0 | 0 |
| Possession Time | 35:40 | 24:20 |
| 1st Quarter | 8:54 | 6:06 |
| 2nd Quarter | 11:56 | 3:04 |
| 3rd Quarter | 6:57 | 8:03 |
| 4th Quarter | 7:53 | 7:07 |
| 3rd Down Conversions | 5 of 17 | 1 of 15 |
| 4th Down Conversions | 0 of 2 | 3 of 5 |
| Red-Zone Scores-Chances | 3-4 | 1-3 |
| Touchdowns | 2-4 | 1-3 |
| Field Goals | 1-4 | 0-3 |
| Sacks: Total - Yards | 7-60 | 2-7 |
| PAT: Total - Made | 4-4 | 1-2 |
| Field Goals: Total - Made | 1-3 | 0-0 |



FULL BOX SCORE

GAME 10

UC DAVIS 21, IDAHO STATE 14 11/11 - HOLT ARENA

UC DAVIS CAME TO POCATELLO AS THEN HEAD COACH DAN HAWKINS FACED OFF AGAINST BENGAL HEAD COACH CODY HAWKINS IN A FATHER-SON BIG SKY BATTLE. THE TEAMS TRADED TOUCHDOWNS WITH A TIED 14-14 GAME AT THE END OF THE 3RD QUARTER. UC DAVIS' RUN GAME PROVED TO BE THE DECIDING FACTOR AS THEY GAINED 268 YARDS ON THE GROUND, SCORING WITH 2:05 LEFT TO PLAY IN THE GAME AND TAKING THE WIN OVER THE BENGALS.

Date: 11/11/2023
Site: Pocatello, Idaho (Holt Arena)
Attendance: 7,001

| Score By Quarters | 1st | 2nd | 3rd | 4th | Total |
|-------------------|-----|-----|-----|-----|-------|
| UCD | 0 | 7 | 7 | 7 | 21 |
| ISU | 7 | 0 | 7 | 0 | 14 |

Scoring Summary

| Qtr | Time | Scoring Play | UCD | ISU |
|-----|-------|---|-----|-----|
| 1st | 02:19 | ISU - Fredrickson,Christian 7 yd pass from Hays,Hunter (Kopcho,Thomas kick) 12 plays, 95 yards, TOP 05:36 | 0 | 7 |
| 2nd | 09:47 | UCD - Larison,Lan 3 yd run (Ridley,Hunter kick), 8 plays, 87 yards, TOP 04:33 | 7 | 7 |
| 3rd | 08:22 | ISU - James,Chedon 5 yd pass from Cooke,Jordan (Kopcho,Thomas kick) 5 plays, 49 yards, TOP 01:52 | 7 | 14 |
| 3rd | 01:05 | UCD - Larison,Lan 12 yd run (Ridley,Hunter kick), 2 plays, 17 yards, TOP 00:48 | 14 | 14 |
| 4th | 02:05 | UCD - Larison,Lan 23 yd run (Ridley,Hunter kick), 10 plays, 92 yards, TOP 05:18 | 21 | 14 |

| Team Statistics | UCD | ISU |
|----------------------|---------|---------|
| FIRST DOWNS | 17 | 19 |
| Rushing | 9 | 4 |
| Passing | 7 | 14 |
| Penalty | 1 | 1 |
| NET YARDS RUSHING | 268 | 77 |
| Attempts | 37 | 24 |
| Avg. Per Rush | 7.2 | 3.2 |
| Rushing TDs | 3 | 0 |
| Yards Gained | 278 | 112 |
| Yds. Lost | 10 | 35 |
| NET YARDS PASSING | 126 | 333 |
| Comp. - Att. - Int. | 14-24-1 | 33-56-2 |
| Avg. / Att. | 5.3 | 5.9 |
| Avg. / Comp. | 9.0 | 10.1 |
| TDs | 0 | 2 |
| TOTAL OFFENSE YARDS | 394 | 410 |
| Plays | 61 | 80 |
| Avg. / Play | 6.5 | 5.1 |
| Fumbles - Lost | 0-0 | 3-2 |
| Penalties - Yards | 7-53 | 4-35 |
| PUNTS-YARDS | 9-362 | 7-338 |
| Avg. / Punt | 40.2 | 48.3 |
| Net / Punt | 36.4 | 46.9 |
| Inside 20 | 4 | 6 |
| 50+ Yards | 0 | 4 |
| Touchbacks | 1 | 0 |
| Fair Catch | 3 | 0 |
| KICKOFFS-YARDS | 4-260 | 3-195 |
| Avg. Yards / Kickoff | 65.0 | 65.0 |
| Net Yards / Kickoff | 49.0 | 45.0 |
| Touchbacks | 0 | 1 |
| Fair Catch | 50 | 0 |

| Punting | Punts | Yds. | Avg. | Long | In. 20 | TB | 50+ Yds. |
|---------|-------|------|------|------|--------|----|----------|
| | 7 | 338 | 48.3 | 66 | 6 | 0 | 4 |
| Totals | 7 | 338 | 48.3 | 66 | 6 | 0 | 4 |

| All Returns | Re | t. | Yds. | Lg | Kickoffs | Re | t. | Yds. | Lg | Interceptions | Re | t. | Yds. | Lg |
|-------------|----|----|------|----|----------|----|----|------|----|---------------|----|----|------|----|
| | 2 | 14 | 10 | 0 | 0 | 0 | 0 | 0 | 0 | 0 | 0 | 0 | 0 | 0 |
| | 0 | 0 | 0 | 1 | 38 | 38 | 0 | 0 | 0 | 0 | 0 | 0 | 0 | 0 |
| | 0 | 0 | 0 | 1 | 26 | 26 | 0 | 0 | 0 | 1 | 10 | 10 | 0 | 0 |
| | 0 | 0 | 0 | 0 | 0 | 0 | 0 | 0 | 0 | 1 | 10 | 10 | 0 | 0 |
| Totals | 2 | 14 | 10 | 2 | 64 | 38 | 1 | 26 | 38 | 1 | 10 | 10 | 0 | 0 |

| Field Goals | Qtr. | Clock | Yds. | Result |
|-------------|------|-------|------|--------------------|
| | | | | No data to report. |

| Field Goals | No. | Yds. | TB | OB | Avg. |
|-------------|-----|------|----|----|------|
| | 3 | 195 | 1 | 0 | 65.0 |
| Totals | 3 | 195 | 1 | 0 | 65.0 |

| MISCELLANEOUS | UCD | ISU |
|---------------------------|---------|---------|
| Miscellaneous Yards | 0 | 0 |
| Possession Time | 32:11 | 27:42 |
| 1st Quarter | 5:39 | 9:21 |
| 2nd Quarter | 8:10 | 6:50 |
| 3rd Quarter | 8:21 | 6:32 |
| 4th Quarter | 10:01 | 4:59 |
| 3rd Down Conversions | 3 of 12 | 6 of 18 |
| 4th Down Conversions | 0 of 0 | 2 of 4 |
| Red-Zone Scores-Chances | 2-2 | 2-2 |
| Touchdowns | 2-2 | 2-2 |
| Field Goals | 0-2 | 0-2 |
| Sacks: Total - Yards | 5-20 | 0-0 |
| PAT: Total - Made | 3-3 | 2-2 |
| Field Goals: Total - Made | 0-0 | 0-0 |



FULL BOX SCORE



2023 GAME RECAPS

GAME 11

#6 IDAHO 63, IDAHO STATE 21 11/18 - ASUI KIBBIE DOME

THE IDAHO VANDALS Routed the Bengals in the final game of the 2023 regular season. Idaho took advantage of a 56-0 first half to keep the Bengals out of contention in the contest. Chedon James passed the 1,000 yard mark during the game and freshman quarterback Jackson Sharman threw his first career touchdown pass.

Date: 11/18/2023
Site: Moscow, Idaho (Kibbie Dome)
Attendance: 9,854

| Score By Quarters | 1st | 2nd | 3rd | 4th | Total |
|-------------------|-----|-----|-----|-----|-------|
| ISU | 0 | 0 | 7 | 14 | 21 |
| UID | 28 | 28 | 0 | 7 | 63 |

Scoring Summary

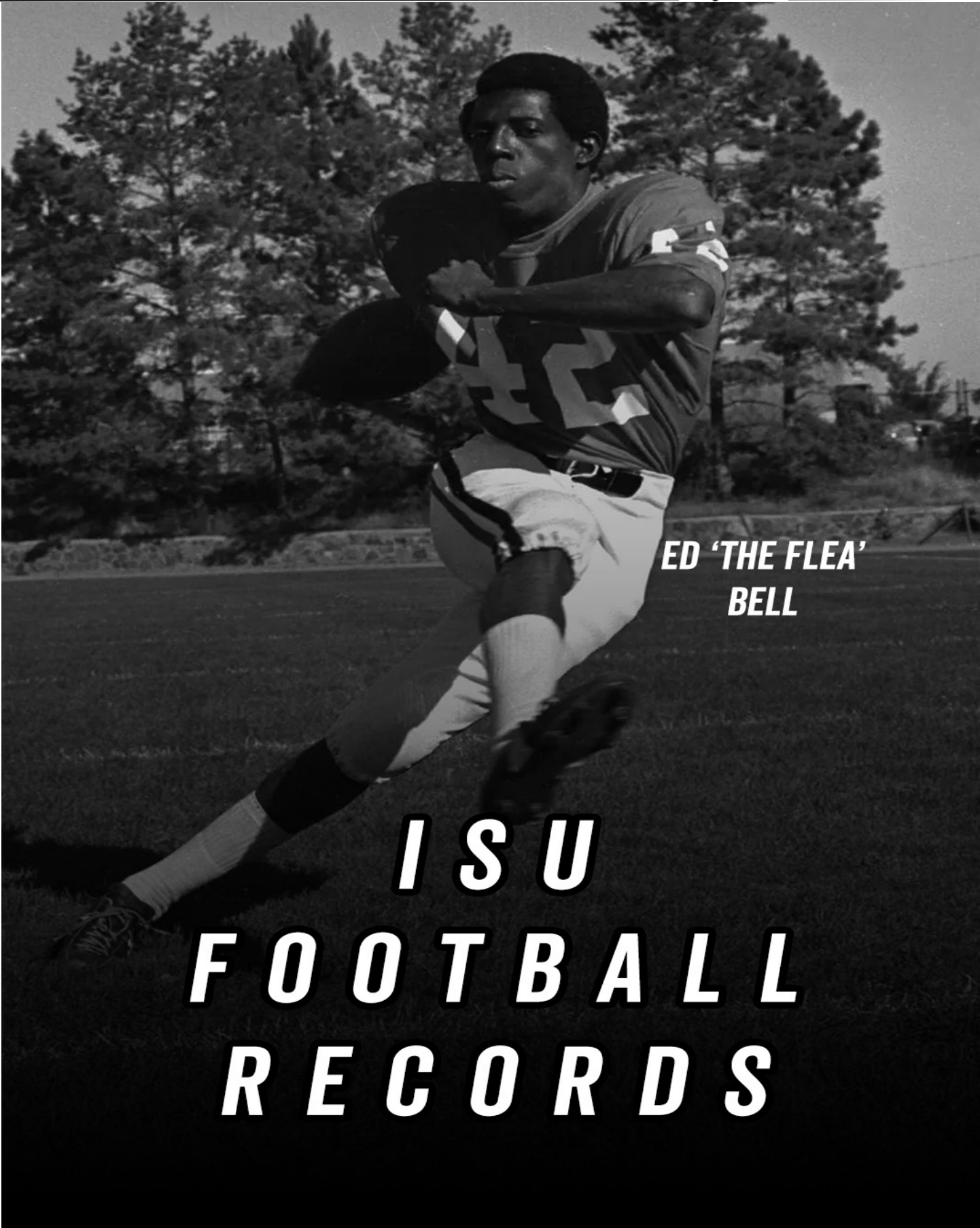
| Qtr | Time | Scoring Play | ISU | UID |
|-----|-------|---|-----|-----|
| 1st | 10:00 | UID - Woods,Anthony 7 yd run (Chavez,Ricardo kick), 10 plays, 65 yards, TOP 04:53 | 0 | 7 |
| 1st | 06:07 | UID - Hatten,Hayden 24 yd pass from Layne,Jack (Chavez,Ricardo kick) 5 plays, 58 yards, TOP 02:27 | 0 | 14 |
| 1st | 03:06 | UID - Dwyer,Jordan 45 yd pass from Layne,Jack (Chavez,Ricardo kick) 2 plays, 75 yards, TOP 00:42 | 0 | 21 |
| 1st | 01:42 | UID - Jackson,Jermaine 79 yd punt return (Chavez,Ricardo kick) | 0 | 28 |
| 2nd | 14:23 | UID - Cox,Jake 3 yd pass from Layne,Jack (Chavez,Ricardo kick) 4 plays, 28 yards, TOP 01:49 | 0 | 35 |
| 2nd | 12:12 | UID - Jackson,Jermaine 15 yd pass from Layne,Jack (Chavez,Ricardo kick) 3 plays, 60 yards, TOP 01:12 | 0 | 42 |
| 2nd | 08:38 | UID - Woods,Anthony 13 yd pass from Layne,Jack (Chavez,Ricardo kick) 5 plays, 33 yards, TOP 02:16 | 0 | 49 |
| 2nd | 03:04 | UID - Hatten,Hayden 11 yd pass from Layne,Jack (Chavez,Ricardo kick) 10 plays, 79 yards, TOP 04:48 | 0 | 56 |
| 3rd | 06:14 | ISU - Fredrickson,Christian 11 yd pass from Sharman,Jackson (Kopcho,Thomas kick) 7 plays, 58 yards, TOP 03:00 | 7 | 56 |
| 4th | 10:34 | ISU - Watts,Adam 5 yd pass from Sharman,Jackson (Kopcho,Thomas kick) 3 plays, 61 yards, TOP 01:09 | 14 | 56 |
| 4th | 08:02 | UID - Schuster,Jack 18 yd pass from Wagner,Jack (Chavez,Ricardo kick) 4 plays, 54 yards, TOP 02:25 | 14 | 63 |
| 4th | 04:40 | ISU - Wallace,Cyrus 28 yd pass from Cavallero,Matthew (Kopcho,Thomas kick) 9 plays, 75 yards, TOP 03:22 | 21 | 63 |

| Team Statistics | ISU | UID |
|------------------------------|---------|---------|
| FIRST DOWNS | 14 | 30 |
| Rushing | 3 | 14 |
| Passing | 11 | 13 |
| Penalty | 0 | 3 |
| NET YARDS RUSHING | 50 | 263 |
| Attempts | 22 | 46 |
| Avg. Per Rush | 2.3 | 5.7 |
| Rushing TDs | 0 | 1 |
| Yards Gained | 75 | 283 |
| Yds. Lost | 25 | 20 |
| NET YARDS PASSING | 254 | 316 |
| Comp. - Att. - Int. | 21-40-4 | 24-31-1 |
| Avg. / Att. | 6.4 | 10.2 |
| Avg. / Comp. | 12.1 | 13.2 |
| TDs | 3 | 7 |
| TOTAL OFFENSE YARDS | 304 | 579 |
| Plays | 62 | 77 |
| Avg. / Play | 4.9 | 7.5 |
| Fumbles - Lost | 1-0 | 1-1 |
| Penalties - Yards | 3-29 | 3-15 |
| PUNTS-YARDS | 4-171 | 0-0 |
| Avg. / Punt | 42.8 | 0 |
| Net / Punt | 23.0 | NaN |
| Inside 20 | 0 | 0 |
| 50+ Yards | 2 | 0 |
| Touchbacks | 0 | 0 |
| Fair Catch | 0 | 0 |
| KICKOFFS-YARDS | 4-223 | 10-647 |
| Avg. Yards / Kickoff | 55.8 | 64.7 |
| Net Yards / Kickoff | 35.0 | 48.9 |
| Touchbacks | 1 | 6 |
| Fair Catch | 0 | 47 |
| RETURNS | | |
| Punt: Total - Yards - TDs | 0-0-0 | 1-79-1 |
| Punt: Avg. / Return | NaN | 79.0 |
| Kickoff: Total - Yards - TDs | 2-38-0 | 2-63-0 |
| Kickoff: Avg. / Return | 19.0 | 31.5 |
| INT: Total - Yards - TDs | 1-11-0 | 4-17-0 |
| Fumble: Total - Yards - TDs | 0-0-0 | 0-0-0 |
| MISCELLANEOUS | | |
| Miscellaneous Yards | 0 | 0 |
| Possession Time | 21:16 | 38:44 |
| 1st Quarter | 5:39 | 9:21 |
| 2nd Quarter | 4:11 | 10:49 |
| 3rd Quarter | 6:55 | 8:05 |
| 4th Quarter | 4:31 | 10:29 |
| 3rd Down Conversions | 5 of 13 | 7 of 13 |
| 4th Down Conversions | 1 of 4 | 3 of 6 |
| Red-Zone Scores-Chances | 2-2 | 6-7 |
| Touchdowns | 2-2 | 6-7 |
| Field Goals | 0-2 | 0-7 |
| Sacks: Total - Yards | 1-8 | 3-22 |
| PAT: Total - Made | 3-3 | 9-9 |
| Field Goals: Total - Made | 0-0 | 0-0 |

| Team Statistics | ISU | UID |
|------------------------------|---------|---------|
| NET YARDS RUSHING | 50 | 263 |
| Attempts | 22 | 46 |
| Avg. Per Rush | 2.3 | 5.7 |
| Rushing TDs | 0 | 1 |
| Yards Gained | 75 | 283 |
| Yds. Lost | 25 | 20 |
| NET YARDS PASSING | 254 | 316 |
| Comp. - Att. - Int. | 21-40-4 | 24-31-1 |
| Avg. / Att. | 6.4 | 10.2 |
| Avg. / Comp. | 12.1 | 13.2 |
| TDs | 3 | 7 |
| TOTAL OFFENSE YARDS | 304 | 579 |
| Plays | 62 | 77 |
| Avg. / Play | 4.9 | 7.5 |
| Fumbles - Lost | 1-0 | 1-1 |
| Penalties - Yards | 3-29 | 3-15 |
| PUNTS-YARDS | 4-171 | 0-0 |
| Avg. / Punt | 42.8 | 0 |
| Net / Punt | 23.0 | NaN |
| Inside 20 | 0 | 0 |
| 50+ Yards | 2 | 0 |
| Touchbacks | 0 | 0 |
| Fair Catch | 0 | 0 |
| KICKOFFS-YARDS | 4-223 | 10-647 |
| Avg. Yards / Kickoff | 55.8 | 64.7 |
| Net Yards / Kickoff | 35.0 | 48.9 |
| Touchbacks | 1 | 6 |
| Fair Catch | 0 | 47 |
| RETURNS | | |
| Punt: Total - Yards - TDs | 0-0-0 | 1-79-1 |
| Punt: Avg. / Return | NaN | 79.0 |
| Kickoff: Total - Yards - TDs | 2-38-0 | 2-63-0 |
| Kickoff: Avg. / Return | 19.0 | 31.5 |
| INT: Total - Yards - TDs | 1-11-0 | 4-17-0 |
| Fumble: Total - Yards - TDs | 0-0-0 | 0-0-0 |
| MISCELLANEOUS | | |
| Miscellaneous Yards | 0 | 0 |
| Possession Time | 21:16 | 38:44 |
| 1st Quarter | 5:39 | 9:21 |
| 2nd Quarter | 4:11 | 10:49 |
| 3rd Quarter | 6:55 | 8:05 |
| 4th Quarter | 4:31 | 10:29 |
| 3rd Down Conversions | 5 of 13 | 7 of 13 |
| 4th Down Conversions | 1 of 4 | 3 of 6 |
| Red-Zone Scores-Chances | 2-2 | 6-7 |
| Touchdowns | 2-2 | 6-7 |
| Field Goals | 0-2 | 0-7 |
| Sacks: Total - Yards | 1-8 | 3-22 |
| PAT: Total - Made | 3-3 | 9-9 |
| Field Goals: Total - Made | 0-0 | 0-0 |



FULL BOX SCORE



**ED 'THE FLEA'
BELL**

**ISU
FOOTBALL
RECORDS**





SINGLE SEASON RECORDS

Passing Attempts

| | | | |
|-----|-------------------|-----|------|
| 1. | Justin Arias | 522 | 2014 |
| 2. | Mark Hetherington | 504 | 2004 |
| 3. | Paul Peterson | 489 | 1983 |
| 4. | Paul Peterson | 444 | 1982 |
| 5. | Vern Harris | 441 | 1984 |
| 6. | Mike Machurek | 426 | 1981 |
| 7. | Gino Mariani | 415 | 1986 |
| 8. | Kevin McCarthy | 414 | 1999 |
| 9. | Russel Hill | 408 | 2008 |
| 10. | Shane Griggs | 396 | 2000 |

Passing Completions

| | | | |
|-----|-------------------|-----|------|
| 1. | Kevin Yost | 349 | 2012 |
| 2. | Justin Arias | 318 | 2014 |
| 3. | Mark Hetherington | 270 | 2004 |
| 4. | Mike Machurek | 253 | 1981 |
| 5. | Russel Hill | 252 | 2008 |
| 6. | Paul Peterson | 244 | 1983 |
| 7. | Vern Harris | 239 | 1984 |
| 8. | Doug Baughman | 236 | 2002 |
| 9. | Paul Peterson | 228 | 1982 |
| 10. | Kevin McCarthy | 227 | 1999 |
| 11. | Rob Wetta | 208 | 1994 |
| 12. | Doug Baughman | 207 | 2001 |
| | Shane Griggs | 207 | 2000 |
| | Gino Mariani | 207 | 1986 |

Passing Yards

| | | | |
|-----|-------------------|-------|------|
| 1. | Justin Arias | 4,076 | 2014 |
| 2. | Kevin Yost | 3690 | 2012 |
| 3. | Mike Machurek | 3,674 | 1981 |
| 4. | Vern Harris | 3,468 | 1984 |
| 5. | Mark Hetherington | 3,192 | 2004 |
| 6. | Tanner Gueller | 3101 | 2014 |
| 7. | Paul Peterson | 3,041 | 1983 |
| 8. | Kevin McCarthy | 3,033 | 1999 |
| 9. | Doug Baughman | 2,936 | 2002 |
| 10. | Shane Griggs | 2,861 | 2000 |
| 11. | Doug Baughman | 2,638 | 2001 |

Touchdown Passes

| | | | |
|-----|-------------------|----|------|
| 1. | Justin Arias | 38 | 2014 |
| 2. | Mike Machurek | 29 | 1981 |
| 3. | Tanner Gueller | 27 | 2018 |
| 4. | Mark Hetherington | 23 | 2003 |
| | Kevin McCarthy | 23 | 1999 |
| 5. | Doug Baughman | 21 | 2002 |
| 6. | Doug Baughman | 20 | 2001 |
| | Jason Whitmer | 20 | 1987 |
| 7. | Mark Hetherington | 19 | 2004 |
| | Gino Mariani | 19 | 1986 |
| | Paul Peterson | 19 | 1983 |
| 10. | Shane Griggs | 18 | 2000 |

Rushing Attempts

| | | | |
|----|------------------|-----|------|
| 1. | Xavier Finney | 259 | 2014 |
| 2. | Merril Hoge | 213 | 1984 |
| 3. | Alfredo Anderson | 208 | 1995 |
| 4. | Josh Barnett | 203 | 2007 |
| 5. | Josh Barnett | 200 | 2006 |
| 6. | Nick Whitworth | 199 | 2000 |
| 7. | Merril Hoge | 198 | 1985 |
| 8. | James Madison | 194 | 2018 |

| | | | |
|-----|------------------|-----|------|
| 9. | Isaac Mitchell | 182 | 2002 |
| 10. | Boyd Hall | 164 | 1959 |
| 11. | Alfredo Anderson | 161 | 1993 |

Rushing Yards

| | | | |
|-----|------------------|-------|------|
| 1. | Xavier Finney | 1,495 | 2014 |
| 2. | Alfredo Anderson | 1,192 | 1995 |
| 3. | Alfredo Anderson | 1,159 | 1993 |
| 4. | Josh Barnett | 1,117 | 2006 |
| 5. | Nick Whitworth | 1,106 | 1999 |
| 6. | Merril Hoge | 1,041 | 1985 |
| 7. | Josh Barnett | 1,022 | 2007 |
| 8. | James Madison | 1,020 | 2018 |
| 9. | Isaac Mitchell | 968 | 2002 |
| 10. | Nick Whitworth | 933 | 2000 |
| 11. | Merril Hoge | 900 | 1984 |

Rushing Touchdowns

| | | | |
|----|------------------|----|------|
| 1. | Ken Cornist | 14 | 2005 |
| | Xavier Finney | 14 | 2014 |
| 2. | Billy Shaw | 13 | 1964 |
| 3. | Isaac Mitchell | 12 | 2002 |
| | Boyd Hall | 12 | 1959 |
| 5. | Alfredo Anderson | 11 | 1995 |
| | Merril Hoge | 11 | 1984 |
| | James Madison | 11 | 2014 |
| 7. | Merril Hoge | 10 | 1985 |
| | Boyd Hall | 10 | 1960 |
| | Bus Connor | 10 | 1952 |
| | Bus Connor | 10 | 1953 |

Receptions

| | | | |
|-----|----------------|-----|------|
| 1. | Rodrick Rumble | 112 | 2011 |
| 2. | Chedon James | 102 | 2023 |
| 3. | Ed Bell | 96 | 1969 |
| 4. | Eddie Thompson | 83 | 2007 |
| | Madison Mangum | 83 | 2014 |
| 5. | Dwain Wilson | 78 | 1981 |
| 6. | Eddie Thompson | 70 | 2008 |
| 7. | Sale' Key | 67 | 2004 |
| | Merril Hoge | 67 | 1985 |
| | Ed Bell | 67 | 1968 |
| 8. | Tom Hoffman | 65 | 1971 |
| 9. | Shawn Beals | 62 | 1987 |
| | Mitch Gueller | 62 | 2018 |
| 10. | Rommie Wheeler | 60 | 1994 |

Receiving Yards

| | | | |
|-----|----------------|-------|------|
| 1. | Ed Bell | 1,522 | 1969 |
| 2. | Rodrick Rumble | 1,348 | 2011 |
| 3. | Mitch Gueller | 1,259 | 2018 |
| 4. | Madison Mangum | 1,234 | 2014 |
| 5. | Ed Bell | 1,086 | 1968 |
| 6. | Tom Hoffman | 1,072 | 1971 |
| 7. | Chedon James | 1,045 | 2023 |
| 8. | Shawn Beals | 1,022 | 1987 |
| 9. | Charles Ewing | 945 | 1981 |
| 10. | Sale' Key | 943 | 2004 |
| 11. | KW Williams | 922 | 2014 |

Receiving Touchdowns

| | | | |
|----|--------------|----|------|
| 1. | Ed Bell | 20 | 1969 |
| 2. | Justin Young | 11 | 1996 |



SINGLE SEASON RECORDS

| | | | |
|-----|----------------|----|------|
| | KW Williams | 11 | 2016 |
| | Luke Austin | 11 | 2013 |
| 3. | Akliah Lacey | 10 | 2006 |
| | Chris Corp | 10 | 1981 |
| | Ed Bell | 10 | 1968 |
| | Madison Mangum | 10 | 2014 |
| | KW Williams | 10 | 2014 |
| 6. | Sale' Key | 9 | 2004 |
| | Brett Fowler | 9 | 2003 |
| | Shawn Beals | 9 | 1987 |
| | Mitch Gueller | 9 | 2018 |
| | Charles Ewing | 9 | 1981 |
| 10. | Sale' Key | 8 | 2003 |
| | Chedon James | 8 | 2023 |

| | | | |
|-----|-------------------|-------|------|
| 6. | Doug Baughman | 273.5 | 2002 |
| 7. | Jason Whitmer | 270.3 | 1987 |
| 8. | Mark Hetherington | 269.7 | 2004 |
| 9. | Jerry Dunne | 261.1 | 1969 |
| 10. | Shane Griggs | 256.3 | 2000 |

| All-Purpose Yards | Year | Gms | Rush/rec | PR/KR | YDS/YPG |
|-------------------|------|-----|----------|----------|------------|
| 1Merril Hoge | 1985 | 11 | 104-708 | 0-364 | 2113-192.1 |
| 2Tavoy Moore | 2010 | 11 | 267-421 | 275-1086 | 2034-184.9 |
| 3Ed Bell | 1969 | 10 | 0-1522 | 0-321 | 1843-184.3 |
| 4Nick Whitworth | 1999 | 11 | 1106-462 | 0-309 | 1877-170.6 |
| 5DeRonn Finley | 2000 | 11 | -2-849 | 502-468 | 1817-162.2 |
| 6Alfredo Anderson | 1995 | 11 | 1192-393 | 10-218 | 1811-164.6 |
| 7Carlis Harris | 1970 | 6 | 0-351 | 251-346 | 948-158.0 |
| 8Merril Hoge | 1986 | 11 | 631-399 | 1-641 | 1677-152.0 |
| 9Ed Bell | 1968 | 9 | 19-1086 | 134-78 | 1317-146.3 |
| 10Dwain Wilson | 1981 | 10 | 459-556 | 0-398 | 1413-141.3 |

Extra Points

| | | | |
|----|----------------|-------|------|
| 1. | Zak Johnson | 52-55 | 2014 |
| 2. | Case deBruijn | 48-51 | 1981 |
| 3. | Javier Garcia | 39-42 | 2000 |
| 4. | James Ferrell | 38-39 | 1995 |
| | Jeremy Hershey | 38-40 | 2003 |
| 5. | Rene Weitmann | 37-38 | 1985 |
| | Perry Larson | 37-41 | 1983 |
| | Javier Garcia | 37-42 | 2001 |
| 8. | Pete Garces | 34-36 | 1999 |
| 9. | Andy Norrell | 31-32 | 1993 |
| | James Ferrell | 31-34 | 1996 |
| | Brandon Jones | 31-34 | 2007 |
| | Jeremy Hershey | 31-37 | 2002 |

| Scoring | Year | Gms | TD | PAT/FG | PTS/PPG | |
|---------|----------------|------|----|--------|---------|----------|
| 1 | Ed Bell | 1969 | 10 | 21 | 4-4 | 130-13.0 |
| 2 | Boyd Hall | 1959 | 8 | 12 | 4-4 | 76-9.50 |
| 3 | Merril Hoge | 1985 | 11 | 16 | 2-0 | 98-8.91 |
| 4 | Billy Shaw | 1964 | 9 | 13 | 0-0 | 78-8.67 |
| 5 | Ken Cornist | 2005 | 11 | 15 | 0-0 | 90-8.18 |
| 6 | Carlis Harris | 1970 | 6 | 8 | 0-0 | 48-8.00 |
| 7 | Luke Austin | 2012 | 12 | 8 | 0-0 | 48-8.00 |
| 8 | Zak Johnson | 2014 | 12 | | 52-14 | 94-7.833 |
| 9 | Darren Goodman | 1990 | 11 | 0 | 25-20 | 85-7.73 |
| 10 | Jeremy Hershey | 2003 | 12 | 0 | 38-18 | 92-7.67 |

Field Goals

| | | | |
|----|----------------|-------|------|
| 1. | Darren Goodman | 20-28 | 1990 |
| 2. | Jeremy Hershey | 18-26 | 2003 |
| | Brendon Garcia | 18-24 | 2013 |
| 3. | Jaret Johnson | 17-19 | 2005 |
| | Perry Larson | 17-25 | 1983 |
| 5. | James Ferrell | 15-19 | 1996 |
| | Perry Larson | 15-21 | 1984 |
| | Case deBruijn | 15-26 | 1981 |
| 8. | Javier Garcia | 14-18 | 2001 |
| | Pete Garces | 14-18 | 1998 |
| | Matt Maloney | 14-22 | 1987 |
| | Jeremy Hershey | 14-26 | 2002 |

| Kick Scoring | Year | Gms | XPM/A | FGM/A | Pts/PPG | |
|--------------|------------------|------|-------|-------|---------|----------|
| 1 | Zak Johnson | 2014 | 12 | 52-55 | 14-19 | 94-7.833 |
| 2 | Darren Goodman | 1990 | 11 | 25-25 | 20-28 | 85-7.73 |
| 3 | Jeremy Hershey | 2003 | 12 | 38-40 | 18-26 | 92-7.67 |
| 4 | Campbell Sheidow | 2018 | 11 | 46-49 | 12-18 | 82-7.45 |
| 5 | Perry Larson | 1983 | 12 | 37-41 | 17-25 | 88-7.33 |
| 6 | Pete Garces | 1999 | 10 | 34-36 | 13-19 | 73-7.30 |
| 7 | Jaret Johnson | 2005 | 11 | 29-31 | 17-19 | 80-7.27 |
| 8 | Javier Garcia | 2001 | 11 | 37-42 | 14-18 | 79-7.27 |
| 9 | Case deBruijn | 1981 | 13 | 48-51 | 15-26 | 93-7.15 |
| 10 | James Ferrell | 1996 | 11 | 31-34 | 15-19 | 76-6.91 |

Punting Average

| | | | |
|-----|-------------------|-----------------|------|
| 1. | David Harrington | 48.7 (56-2727) | 2011 |
| 1. | Eddie Johnson | 46.3 (49-2,270) | 2001 |
| 2. | Eddie Johnson | 46.2 (51-2,357) | 2002 |
| 3. | Kevin Ryan | 45.7 (58-2646) | 2021 |
| 4. | Thomas Washington | 45.0 (24-1,079) | 1994 |
| 5. | Jon Vanderwielen | 44.7 (74-3,308) | 2009 |
| 6. | Case deBruijn | 44.6 (73-3,261) | 1979 |
| 7. | Tom Zaun | 44.4 (25-1,109) | 1955 |
| 8. | David Harrington | 44.3 (69-3,060) | 2010 |
| 9. | Case deBruijn | 44.0 (67-2,945) | 1980 |
| 10. | Case deBruijn | 43.9 (57-2,504) | 1981 |

| Kickoff Return Average | Year | Avg/(no.-yds)/TDs |
|------------------------|----------------|--------------------|
| 1 | Carlis Harris | 1969 33.0 22-726 2 |
| 2 | Carlis Harris | 1968 31.0 14-434 0 |
| 3 | Robert Johnson | 1992 29.7 14-416 0 |
| 4 | Carlis Harris | 1970 28.8 12-346 1 |
| 5 | JD Ponciano | 2007 27.9 20-558 2 |
| 6 | Frank Selto | 1987 27.5 26-716 2 |
| 7 | Adam Johnson | 1993 25.8 17-439 0 |
| 8 | DeRonn Finley | 1998 25.7 22-565 1 |
| 9 | Kenyon Blue | 2008 25.5 18-459 0 |
| 10 | Rene Garnett | 1973 25.2 26-656 0 |

Kickoff Return Total Yards

| Total Yards | Yds>Returns/TDs |
|-------------|-----------------------------|
| 1 | Tavoy Moore 2010 1086 45 2 |
| 2 | JD Ponciano 2008 996 48 0 |
| 3 | JD Ponciano 2009 741 36 0 |
| 4 | Carlis Harris 1969 726 22 2 |
| 5 | Frank Selto 1987 716 26 2 |
| 6 | Rene' Garnett 1973 656 26 0 |
| 7 | Merril Hoge 1986 641 34 0 |
| 8 | Monte Walzer 1997 614 26 1 |

Total Offense

| | | | |
|----|----------------|-------|------|
| 1. | Justin Arias | 339.7 | 2014 |
| 2. | Kevin Yost | 329.5 | 2012 |
| 2. | Tanner Gueller | 315.5 | 2018 |
| 3. | Mike Machurek | 295.9 | 1981 |
| 4. | Vern Harris | 295.8 | 1984 |
| 5. | Kevin McCarthy | 277.8 | 1999 |



SINGLE SEASON RECORDS

| | | | | | |
|----|---------------|------|-----|----|---|
| 9 | Tony Roland | 1988 | 611 | 28 | 0 |
| 10 | DeRonn Finley | 1998 | 565 | 22 | 1 |

Punt Return Average Avg./(No.-YDS)/TDS

| | | | |
|-----|--------------------------|---------------|---|
| 1. | Carlis Harris (1970) | 22.8 (11-251) | 2 |
| 2. | Louie Hurst (1970) | 21.0 (9-189) | 0 |
| 3. | Tavoy Moore (2010) | 18.3 (15-275) | 2 |
| 4. | Emery Beckles (2003) | 16.4 (23-377) | 1 |
| 5. | DeRonn Finley (2000) | 15.2 (33-502) | 3 |
| 6. | Ed Bell(1968) | 14.9 (9-134) | 0 |
| 7. | Phil Price (1971) | 14.7 (21-306) | 0 |
| 8. | Billy Satterfield (1967) | 14.6 (13-190) | 1 |
| 9. | Emery Beckles(2002) | 14.2 (37-526) | 1 |
| 10. | Trevor Bell(1997) | 13.9 (17-236) | 1 |

Punt Return Total Yards Yds/Returns/TDS

| | | | | |
|-----|------------------------|-----|----|---|
| 1. | Emery Beckles(2002) | 526 | 37 | 1 |
| 2. | DeRonn Finley(2000) | 502 | 33 | 3 |
| 3. | Matt Courtney(1983) | 454 | 44 | 1 |
| 4. | Emery Beckles(2003) | 377 | 23 | 1 |
| 5. | Jamie FitzGerald(1985) | 372 | 40 | 1 |
| 6. | Jason Girley(2001) | 324 | 32 | 1 |
| 7. | Phil Price(1971) | 306 | 21 | 0 |
| 8. | Darren Dubois(1999) | 280 | 29 | 0 |
| 9. | Tavoy Moore(2010) | 275 | 15 | 8 |
| 10. | Carlis Harris(1970) | 251 | 11 | 2 |

Interceptions No./ Yds / Avg /TD

| | | | | | |
|-----|--------------------------|----|-----|------|---|
| 1. | Billy Satterfield (1968) | 10 | 65 | 6.5 | 0 |
| 2. | Trevor Bell (1997) | 8 | 148 | 18.5 | 0 |
| 3. | Trevor Bell (1996) | 7 | 55 | 7.9 | 0 |
| 4. | Quinton Freeman (2002) | 6 | 15 | 2.5 | 0 |
| 5. | Josh Robinson (2000) | 6 | 101 | 16.8 | 1 |
| 6. | Louie Hurst (1970) | 6 | 115 | 19.2 | 0 |
| 7. | Phil Spain (1972) | 6 | 80 | 13.7 | 0 |
| 8. | Brent Koetter (1984) | 6 | 56 | 9.3 | 0 |
| 9. | Walter Johnson (1984) | 6 | 56 | 9.3 | 1 |
| 10. | Matt Courtney (1983) | 6 | 92 | 15.3 | 0 |
| 11. | Reggie Allen (1983) | 6 | 34 | 5.7 | 0 |



CAREER RECORDS

Passing Attempts

| | | | |
|-----|-------------------|-------|-------------|
| 1. | Jason Whitmer | 1,349 | 1987-90 |
| 2. | Tanner Guller | 1,241 | 2015-18 |
| 3. | Russel Hill | 1,171 | 2007-10 |
| 4. | Paul Peterson | 933 | 1982-83 |
| 5. | Mark Hetherington | 842 | 2003-04 |
| 6. | Mike Machurek | 816 | 1980-81 |
| 7. | Doug Baughman | 748 | 2001-02 |
| 8. | Shane Griggs | 711 | 1996, 99-00 |
| 9. | Vern Harris | 703 | 1984-85 |
| 10. | Robb Wetta | 677 | 1994-95 |
| 11. | Kevin McCarthy | 674 | 1997-00 |

Passing Completions

| | | | |
|-----|-------------------|-----|-------------|
| 1. | Jason Whitmer | 721 | 1987-90 |
| 2. | Tanner Gueller | 708 | |
| 2. | Russel Hill | 663 | 2007-10 |
| 3. | Paul Peterson | 472 | 1982-83 |
| 4. | Mark Hetherington | 468 | 2003-04 |
| 5. | Mike Machurek | 449 | 1980-81 |
| 6. | Doug Baughman | 443 | 2001-02 |
| 7. | Robb Wetta | 386 | 1994-95 |
| 8. | Vern Harris | 378 | 1984-85 |
| 9. | Shane Griggs | 352 | 1996, 99-00 |
| 10. | Kevin McCarthy | 351 | 1997-00 |

Passing Yards

| | | | |
|----|-------------------|-------|---------------|
| 1 | Jason Whitmer | 9,081 | 1987-90 |
| 2 | Tanner Gueller | 9,061 | 2015-18 |
| 3 | Justin Arias | 7,971 | 2011, 2013-14 |
| 4 | Russel Hill | 7,529 | 2007-10 |
| 5 | Kevin Yost | 6,663 | 2011-12 |
| 6 | Mark Hetherington | 5,718 | 2003-04 |
| 7 | Paul Peterson | 5,664 | 1982-83 |
| 8 | Doug Baughman | 5,574 | 2001-02 |
| 9 | Vern Harris | 5,503 | 1984-85 |
| 10 | Mike Machurek | 5,149 | 1980-81 |
| 11 | Shane Griggs | 5,023 | 1996, 1999-00 |

Touchdown Passes

| | | | |
|----|-------------------|----|---------------|
| 1 | Tanner Gueller | 74 | 2015-18 |
| 2 | Justin Arias | 64 | 2011, 2013-14 |
| 3 | Jason Whitmer | 55 | 1987-90 |
| 4 | Mike Machurek | 45 | 1980-81 |
| 5 | Mark Hetherington | 42 | 2003-04 |
| 6 | Doug Baughman | 41 | 2001-02 |
| 7 | Shane Griggs | 40 | 1996, 1999-00 |
| 8 | Kevin Yost | 39 | 2011-12 |
| 9 | Russel Hill | 36 | 2007-10 |
| 10 | Vern Harris | 32 | 1984-85 |
| 11 | Paul Peterson | 32 | 1982-83 |

Rushing Attempts

| | | | |
|----|------------------|-----|---------|
| 1 | Xavier Finney | 736 | 2012-15 |
| 2 | Josh Barnett | 677 | 2004-07 |
| 3 | Merril Hoge | 591 | 1983-86 |
| 4 | Alfredo Andeson | 569 | 1993-96 |
| 5 | Isaac Mitchell | 521 | 2000-03 |
| 6 | Ty Flanagan | 470 | 2016-19 |
| 7 | Nick Whitworth | 463 | 1997-00 |
| 8 | James Madison | 424 | 2015-18 |
| 9 | Kennedy Nkeyasen | 405 | 1994-98 |
| 10 | Mike Davis | 390 | 1970-72 |

| | | | |
|----|------------------|-------|------------|
| 1 | Xavier Finney | 3,542 | 2012-15 |
| 2 | Josh Barnett | 3,408 | 2004-07 |
| 3 | Alfredo Anderson | 3,379 | 1993-96 |
| 4 | Merril Hoge | 2,713 | 1983-86 |
| 5 | Isaac Mitchell | 2,536 | 2000-03 |
| 6 | Ty Flanagan | 2,494 | 2016-19 |
| 7 | Nick Whitworth | 2,353 | 1997-00 |
| 8 | James Madison | 2,104 | 2015-18 |
| 9 | Kennedy Nkeyasen | 1,665 | 1994-98 |
| 10 | Craig Joseph | 1,570 | 1994-96,98 |

Rushing Touchdowns

| | | | |
|----|------------------|----|---------|
| 1 | Isaac Mitchell | 34 | 2000-03 |
| 2 | Merril Hoge | 31 | 1983-86 |
| 3 | Xavier Finney | 26 | 2012-15 |
| 4 | Ty Flanagan | 24 | 2016-19 |
| 5 | Alfredo Anderson | 24 | 1993-96 |
| 6 | Bus Connor | 24 | 1951-53 |
| 7 | Ken Cornist | 22 | 2004-08 |
| 8 | Boyd Hall | 22 | 1959-60 |
| 9 | Billy Shaw | 17 | 1963-64 |
| 10 | James Madison | 17 | 2014-18 |

Receptions

| | | | |
|----|--------------------|-----|---------|
| 1 | Rodrick Rumble | 223 | 2009-12 |
| 2 | Eddie Thompson | 219 | 2005-08 |
| 3 | KW Williams | 188 | 2013-16 |
| 4 | Sale' Key | 187 | 2001-04 |
| 5 | Merril Hoge | 182 | 1983-86 |
| 6 | Mitch Gueller | 178 | 2016-19 |
| 7 | Ed "The Flea" Bell | 172 | 1967-69 |
| 8 | Michael Dean | 170 | 2016-19 |
| 9 | Madison Mangum | 160 | 2013-15 |
| 10 | Shedrack Okoebor | 157 | 2002-05 |

Receiving Yards

| | | | |
|----|--------------------|-------|---------|
| 1 | Mitch Gueller | 3,249 | 2016-19 |
| 2 | Rodrick Rumble | 2,863 | 2009-12 |
| 3 | Ed "The Flea" Bell | 2,676 | 1967-69 |
| 4 | Sale' Key | 2,635 | 2001-04 |
| 5 | Michael Dean | 2,567 | 2016-19 |
| 6 | Eddie Thompson | 2,400 | 2005-08 |
| 7 | Akilah Lacey | 2,366 | 2003-06 |
| 8 | KW Williams | 2,365 | 2013-16 |
| 9 | Shawn Beals | 2,208 | 1984-87 |
| 10 | Madison Mangum | 2,204 | 2013-15 |

Receiving Touchdowns

| | | | |
|----|----------------|----|---------|
| 1 | Ed Bell | 30 | 1967-69 |
| 2 | KW Williams | 28 | 2013-16 |
| 3 | Sale' Key | 27 | 2001-04 |
| 4 | Michael Dean | 26 | 2016-19 |
| 5 | Akilah Lacey | 25 | 2003-06 |
| 6 | Brett Fowler | 25 | 2000-03 |
| 7 | Mitch Gueller | 24 | 2016-19 |
| 8 | Luke Austin | 21 | 2010-13 |
| 9 | Madison Mangum | 19 | 2013-15 |
| 10 | Rodrick Rumble | 18 | 2009-12 |
| 11 | Tom Hoffmann | 18 | 1970-74 |

Extra Points

| | | | |
|---|---------------|---------|---------|
| 1 | Zak Johnson | 116-123 | 2014-17 |
| 2 | James Ferrell | 102-110 | 1994-97 |



CAREER RECORDS

| | | | | | | | | | |
|----|----------------|-------|---------|-----------------|---------|----|----|-------|----------|
| 3 | Brendon Garcia | 89-95 | 2010-13 | 6Jaret Johnson | 2004-05 | 17 | 0 | 44-23 | 113-6.65 |
| 4 | Perry Larson | 83-89 | 1982-84 | 7Pete Garces | 1998-99 | 21 | 0 | 55-27 | 136-6.48 |
| 5 | Javier Garcia | 76-84 | 2000-01 | 8Javier Garcia | 2000-01 | 22 | 0 | 76-22 | 142-6.45 |
| 6 | Jeremy Hershey | 69-77 | 2002-03 | 9Darren Goodman | 1990-91 | 21 | 0 | 49-27 | 130-6.19 |
| 7 | Steve Beller | 64-72 | 1971-74 | 10Billy Shaw | 1962-64 | 26 | 24 | 16-0 | 160-6.15 |
| 8 | Rene Weitmann | 62-65 | 1985-86 | | | | | | |
| 9 | Pete Garces | 55-59 | 1998-99 | | | | | | |
| 10 | Louie Hurst | 55-69 | 1969-71 | | | | | | |

Field Goals

| | | | |
|-----|----------------|-------|---------|
| 1. | Perry Larson | 41-61 | 1982-84 |
| 2. | James Ferrell | 37-57 | 1994-97 |
| 3. | Jeremy Hershey | 32-52 | 2002-03 |
| 4. | Pete Garces | 27-37 | 1998-99 |
| | Darren Goodman | 27-41 | 1990-91 |
| 6. | Jaret Johnson | 23-31 | 2004-05 |
| | Steve Beller | 23-45 | 1971-74 |
| 8. | Javier Garcia | 22-33 | 2000-01 |
| 9. | Rene Weitmann | 21-33 | 1985-86 |
| | Zak Johnson | 21-33 | 2014-17 |
| 10. | Matt Bombard | 20-31 | 1988-89 |

Punting Average

| | | | |
|-----|------------------|-------------------|---------|
| 1. | Eddie Johnson | 46.3 (100-4,627) | 2001-02 |
| 2. | David Harrington | 44.3 (69-3,060) | 2010-11 |
| 3. | Jon Vanderwielen | 43.6 (139-6,062) | 2006-09 |
| 4. | Kyle McQuown | 43.5 (132-5,745) | 2003-04 |
| 5. | Case deBuijn | 43.4 (271-11,760) | 1978-81 |
| 6. | Dan Zeidman | 42.1 (170-7,159) | 2005-07 |
| 7. | Jeff Kaiser | 41.7 (161-6,712) | 1982-84 |
| 8. | Steve Beller | 40.7 (193-7,855) | 1972-74 |
| 9. | Wally Buono | 40.5 (207-8,393) | 1969-71 |
| 10. | Ben Simpson | 40.5 (251-10,170) | 1997-00 |

Total Offense

| | Gms | Plays-yds | TDS | YPG |
|---------------------------|-----|-----------|-----|--------|
| 1. Kevin Yost(11-12) | 22 | 1225-6541 | 39 | 297.3 |
| 2Vern Harris(84-85) | 19 | 813-5302 | 36 | 279.0 |
| 3Mike Machurek(80-81) | 23 | 922-5880 | 50 | 255.7 |
| 4Doug Baughman(01-02) | 22 | 880-5599 | 41 | 254.5 |
| 5Justin Arias (11-14) | 32 | 1306-7985 | 66 | 249.65 |
| 6Mark Hetherington(03-04) | 22 | 923-5358 | 41 | 243.5 |
| 7Paul Peterson(82-83) | 23 | 915-5330 | 38 | 231.7 |
| 8Tanner Gueller(15-18) | 42 | 1536-9720 | 78 | 231.4 |
| 9Jason Whitmer(87-90) | 39 | 1617-8449 | 58 | 216.6 |
| 10Shane Griggs(96-00) | 25 | 867-5232 | 47 | 209.3 |

All-Purpose Yards

| | YDS | YPG |
|-------------------------------|------|-------|
| 1. Tavoy Moore(2010) | 2034 | 184.9 |
| 2. DeRonn Finley (1998, 00) | 3095 | 140.7 |
| 3. Ed Bell (1967-69) | 3341 | 139.2 |
| 4. Carlis Harris (1968-70) | 3409 | 136.4 |
| 5. Alfredo Anderson (1993-96) | 4945 | 133.6 |
| 6. Merrill Hoge (1983-86) | 5453 | 133.0 |
| 7. JD Ponciano (2007-09) | 2981 | 99.4 |
| 8. Dwain Wilson (1980-81) | 2377 | 99.0 |
| 9. Josh Barnett (2004-07) | 3912 | 97.8 |
| 10. Emery Beckles (2002-03) | 1946 | 97.3 |

Scoring

| | Year | Games | TDS | PAT-FG | PTS-PPG |
|-----------------|---------|-------|-----|--------|----------|
| 1Boyd Hall | 1958-59 | 16 | 22 | 10-0 | 142-8.88 |
| 2Ed Bell | 1968-69 | 25 | 32 | 4-0 | 196-7.84 |
| 3Bus Connor | 1951-54 | 33 | 40 | 0-0 | 240-7.27 |
| 4Jeremy Hershey | 2002-03 | 23 | 0 | 69-32 | 165-7.17 |
| 5Merril Hoge | 1983-86 | 40 | 44 | 4-0 | 268-6.70 |

Kick Scoring

| | Year | Games | XPM-A | FGM-A | PTS-PPG |
|-----------------|-------------|-------|---------|-------|----------|
| 1Jeremy Hershey | 2002-03 | 23 | 69-77 | 32-52 | 165-7.17 |
| 2Jaret Johnson | 2004-05 | 17 | 44-49 | 23-31 | 113-6.65 |
| 3Pete Garces | 1998-99 | 21 | 55-59 | 27-37 | 136-6.48 |
| 4Javier Garcia | 2000-01 | 22 | 76-84 | 22-33 | 142-6.45 |
| 5Darren Goodman | 1990-91 | 21 | 49-50 | 27-41 | 130-6.19 |
| 6Perry Larsen | 1982-84 | 34 | 83-89 | 41-61 | 206-6.06 |
| 7Rene Weitmann | 1985-86 | 22 | 62-65 | 21-33 | 125-5.68 |
| 8Matt Bombard | 1988-89 | 16 | 28-31 | 20-31 | 88-5.50 |
| 9James Ferrell | 1994-97 | 44 | 102-110 | 37-57 | 213-4.84 |
| 10 Matt Maloney | 1985, 87-88 | 18 | 34-36 | 16-29 | 82-4.55 |

Kickoff Return Average

| | Avg. (No-Yds) TD |
|-----------------------------|--------------------|
| 1. Carlis Harris (1968-70) | 31.4 (48-1,506) 3 |
| 2. Frank Selto (1986-87) | 26.8 (30-803) 2 |
| 3. Tavoy Moore (2010) | 24.1 (45-1086) 2 |
| 4. DeRonn Finley(1998, 00) | 23.5 (44-1,033) 1 |
| 5. George Kelley (1987-90) | 23.4 (24-561) 0 |
| 6. Rene' Garnett (1971-74) | 22.3 (51-1,140) 0 |
| 7. Emery Beckles (2002-03) | 22.1 (37-817) 0 |
| 8. JD Ponciano(2007-09) | 22.1 (104-2,295) 2 |
| 9. Al Smith(1990-91) | 22.0 (22-549) 0 |
| 10. Monte' Walzer (1997-99) | 21.9 (52-1,141) 1 |

Kickoff Return Total yards

| | Yds Returns TD |
|---------------------------------|----------------|
| 1. Kenyon Blue (2004-05, 07-08) | 1,915 89 0 |
| 2. JD Ponciano (2007-pres.) | 2,295 104 2 |
| 3. Carlis Harris (1968-70) | 1,506 48 3 |
| 4. Monte' Walzer (1997-99) | 1,141 52 1 |
| 5. Rene' Garnett (1971-74) | 1,140 51 0 |
| 6. Nick Whitworth (1997-00) | 1,079 51 0 |
| 7. DeRonn Finley (1998, 00) | 1,033 44 1 |
| 8. Butch Caston (1985-87) | 1,030 49 1 |
| 9. Merrill Hoge (1983-86) | 1,005 54 0 |
| 10. Rob Vera(1988-91) | 918 46 0 |

Punt Return Average Avg.

| | (No-Yds) TD |
|-------------------------------|-----------------|
| 1. Tavoy Moore(2010-11) | 18.3 (15-275) 2 |
| 2. Carlis Harris (1968-70) | 16.3 (19-310) 2 |
| 3. Emery Beckles(2002-03) | 15.1 (60-903) 2 |
| 4. Phil Price(1970-71) | 14.6 (22-322) 0 |
| 5. DeRonn Finley(1998, 00) | 13.6 (47-639) 3 |
| 6. Billy Satterfield(1967-68) | 13.0(24-311) 1 |
| 7. Eric Alden(1992-93) | 12.4 (31-383) 0 |
| 8. Louie Hurst(1969-71) | 12.3 (24-294) 0 |
| 9. Trevor Bell(1995-97) | 12.1 (39-471) 1 |
| 10. Eddie Thompson(2005-08) | 11.4 (43-491)1 |

Punt Return Total Yards

| | Yards Returns TD |
|---------------------------------|------------------|
| 1. Emery Beckles (2002-03) | 903 60 2 |
| 2. DeRonn Finley (1998, 00) | 639 47 3 |
| 3. Matt Courtney(1981-83) | 673 72 2 |
| 4. Kenyon Blue (2004-05, 07-08) | 570 58 1 |
| 5. Mike Marks(1986-89) | 569 73 0 |
| 6. Eddie Thompson(2005-08) | 491 43 1 |
| 7. Trevor Bell(1995-97) | 471 39 1 |
| 8. Eric Alden(1992-93) | 383 31 0 |



CAREER RECORDS

| | | | | |
|-----|---------------------------|-----|----|---|
| 9. | Jamie FitzGerald(1984-85) | 372 | 40 | 1 |
| 10. | Darren Dubois(1999-00) | 333 | 34 | 0 |

| <u>Interceptions</u> | | <u>No Yds Avg Td</u> | | | |
|----------------------|-----------------------------|----------------------|-----|------|---|
| 1. | Trevor Bell (1995-97) | 17 | 203 | 11.9 | 0 |
| 2. | Josh Robinson (1998-00) | 16 | 186 | 11.6 | 1 |
| 3. | D.J. Clark (2005-2008) | 15 | 289 | 19.3 | 3 |
| 4. | Dave Benko (1972-73, 75-76) | 15 | 93 | 6.2 | 0 |
| 5. | John Berry (1980-81, 83-84) | 12 | 216 | 18.0 | 2 |
| 6. | Quinton Freeman (2002 -05) | 11 | 142 | 12.9 | 0 |
| 7. | Louie Hurst (1969-71) | 11 | 191 | 17.4 | 0 |
| 8. | Brent Koetter (1981-84) | 11 | 145 | 13.2 | 1 |
| 9. | Billy Satterfield (1967-68) | 11 | 65 | 5.9 | 0 |
| 10. | Bob Matsey (1977-80) | 10 | 146 | 14.6 | 0 |
| 11. | Walter Johnson (1982-85) | 10 | 69 | 6.9 | 1 |





SINGLE GAME RECORDS

Passing Attempts

| | |
|--------|---|
| 1. 74 | Paul Peterson at Nevada 10-1-83 |
| 2. 73 | Kevin Yost vs Sac State 9-29-2012 |
| 3. 68 | Kevin McCarthy at SUU 10-23-99 |
| 4. 67 | Vern Harris at Montana 10-12-85 |
| 5. 66 | Paul Peterson at Cal Poly 10-22-83 |
| 6. 65 | Russel Hill at Idaho 9-6-08 |
| 7. 63 | Mike Machurek at Weber St. 9-20-80 |
| 8. 62 | Mark Hetherington at San Diego St. 9-4-04 |
| 9. 60 | Mark Hetherington at N. Colo. 9-18-04 |
| 60 | Paul Peterson Idaho 9-24-83 |
| 10. 59 | Tom Lee at Montana 10-16-71 |
| 59 | Jerry Dunne at Montana 10-18-69 |

Passing Completions

| | | | |
|---|-------------------|------------------------|------------|
| 1 | Kevin Yost 47 | vs. Northern Colorado | 9-17-2011 |
| 2 | Kevin Yost 44 | at Sacramento State | 9-29-2012 |
| 3 | Justin Arias 44 | vs. Eastern Washington | 11-2-2013 |
| 4 | Kevin Yost 41 | at Air Force | 9-1-2012 |
| 5 | Kevin Yost 40 | vs. Black Hills State | 9-8-2012 |
| 6 | Justin Arias 40 | vs. North Dakota | 10-5-2013 |
| 7 | Jason Whitmer 38 | vs. Idaho | 11-4-1989 |
| 8 | Kevin Yost 37 | at Cal Poly | 11-10-2012 |
| 9 | Kevin McCarthy 37 | at SUU | 10-23-1999 |

Passing Yards

| | | | |
|-----|-------------------|-----|--------------------------|
| 1. | Vern Harris | 589 | at Montana 10-12-85 |
| 2. | Kevin McCarthy | 533 | at SUU 10-23-99 |
| 3. | Kevin Yost | 529 | vs Sac State 9-29-2012 |
| 4. | Tanner Gueller | 492 | vs Idaho 10-6-2018 |
| 5. | Kevin McCarthy | 477 | at EWU 10-16-99 |
| 6. | Jason Whitmer | 469 | Weber State 11-21-87 |
| 7. | Mark Hetherington | 453 | SUU 11-22-03 |
| 8. | Mike Machurek | 426 | Utah State 11-14-81 |
| 9. | Mike Machurek | 420 | at Portland St. 10-10-81 |
| 10. | Vern Harris | 418 | at EWU 10-27-84 |

Touchdown Passes

| | | | |
|----|-------------------|---|-------------------------|
| 1. | Tanner Gueller | 8 | vs Idaho 10-6-18 |
| 2. | Jerry Dunne | 6 | Parsons 9-20-69 |
| 3. | Matt Struck | 5 | North Dakota 10-12-2019 |
| | Mark Hetherington | 5 | EWU 10-4-03 |
| | Doug Baughman | 5 | Mont. Tech 9-8-01 |
| | Kevin McCarthy | 5 | at SUU 10-23-99 |
| | Joel Jund* | 5 | Weber St. 10-19-91 |
| | Jason Whitmer | 5 | at Mont. St. 10-1-88 |
| | Vern Harris | 5 | Mont. St. 10-19-85 |
| | Mike Machurek | 5 | Utah St. 11-14-81 |

*In Relief

Top-50 Single Game Passing Marks

| | |
|---------|---|
| 1. 589 | Vern Harris at Montana (10-12-85) |
| 2. 553 | Kevin McCarthy at SUU (10-23-99) |
| 3. 529 | Kevin Yost vs Sac State (09-29-2012) |
| 4. 492 | Tanner Gueller vs Idaho (10-6-2018) |
| 5. 477 | Kevin McCarthy at E. Wash. (10-16-99) |
| 6. 469 | Jason Whitmer vs. Weber St. (11-21-87) |
| 7. 453 | Mark Hetherington vs. SUU (11-22-03) |
| 8. 426 | Mike Machurek vs. Utah St. (11-14-81) |
| 9. 420 | Mike Machurek at Portland St. (10-10-81) |
| 10. 418 | Vern Harris at E. Washington (10-27-84) |
| 11. 415 | Mark Hetherington at Montana (10-9-04) |
| 12. 413 | Justin Arias vs Sacramento State (09-27-14) |
| 13. 404 | Russel Hill vs. North Dakota (9-18-08) |

| | |
|---------|--|
| 14. 399 | Trevor Cavanaugh at EWU (11-9-91) |
| 15. 398 | Mark Hetherington vs. Montana (10-18-03) |
| 16. 397 | Vern Harris at NAU (10-20-83) |
| 17. 394 | Matt Gutierrez vs. NAU (9-23-06) |
| 18. 392 | Doug Baughman at Sac St. (9-22-01) |
| 19. 390 | Jason Whitmer vs. NAU (10-28-1989) |
| 20. 386 | Mark Hetherington vs. EWU (10-4-03) |
| 21. 385 | Shane Griggs vs. SUU (10-21-00) |
| 385 | Jerry Dunne at Montana (10-18-69) |
| 22. 382 | Jason Whitmer at Boise St. (10-24-87) |
| 23. 376 | Russel Hill at Weber State (11-3-07) |
| 24. 371 | Paul Peterson vs. Nevada (11-26-83) |
| 24. 370 | Paul Peterson at Nevada (10-1-83) |
| 25. 365 | Vern Harris at UNLV (10-13-83) |
| 26. 364 | Doug Baughman vs. EWU (11-24-01) |
| 27. 362 | Rob Wetta vs. Boise State (10-15-94) |
| 28. 361 | Russel Hill vs. NAU (10-18-08) |
| 29. 360 | Mark Hetherington at No. Colo. (9-18-04) |
| 30. 359 | Mike Machurek at Idaho (10-31-81) |
| 31. 356 | Shane Griggs at NAU (11-2-1996) |
| 356 | Paul Peterson at Drake (9-11-82) |
| 356 | Jerry Dunne vs. Parsons (9-20-69) |
| 33. 355 | Shane Griggs vs. NAU (10-7-00) |
| 355 | Mike Machurek at Weber St. (9-20-80) |
| 35. 354 | Mark Hetherington at Sac St. (9-27-03) |
| 36. 353 | Mike Machurek vs. Rhode Island (12-5-81) |
| 37. 352 | Jason Whitmer vs. Idaho (11-4-89) |
| 38. 350 | Doug Baughman vs. NAU (11-9-02) |
| 350 | Russel Hill vs. Montana State (10-4-08) |
| 40. 349 | Russel Hill at Sacramento St. (11-17-07) |
| 349 | Vern Harris vs. Montana (9-22-84) |
| 42. 348 | Mark Hetherington vs. Mont. St. (10-2-04) |
| 43. 346 | Vern Harris at Texas-EI Paso (9-8-84) |
| 44. 342 | Larry Kerychuk vs. Portland St. (9-14-68) |
| 342 | Klye Blum vs. Sac. State (11-22-08) |
| 46. 337 | Paul Peterson vs. Cal St. Fullerton (10-29-83) |
| 47. 336 | Jason Whitmer vs. Mesa State (11-10-90) |
| 48. 334 | Gino Mariani vs. Cal State Chico (9-6-86) |
| 49. 333 | Shane Griggs vs. CSU Northridge (9-30-00) |
| 333 | Rob Wetta at North Texas (11-11-95) |

Top Ten Longest Pass Plays (All-Time)

| | |
|------|--|
| 1. | 97TD Tanner Gueller to Mitch Gueller vs Portland State (10-21-17) |
| 2. | 95td Gary Anderson to Alfredo Anderson vs. W. Montana (9-21-1996) |
| 3. | 92td Jerry Dunne to Ken Warren vs. UNLV (9-26-1970) |
| 4. | 87 TD Tanner Gueller to Demonte Horton vs Idaho on 10-6-18 |
| 4. | 89td Vern Harris to Ta d Pearson at Northern Arizona (10-20-1984) |
| 5. | 86td Virgil Gardner to Sam Carter at Boise State (10-23-1993) |
| 86td | Joel Jund to Sylvester Jones vs. Southern Utah (9-8-1990) |
| 6. | 85td Doug Baughman to Isaac Mitchell at E. Washington (10-5-2002) |
| 7. | 82td Dan Halt to Ed Bell vs. Parsons (9-20-1969) |
| 8. | 81td Russel Hill to Jaron Taylor vs. Cal Poly (10-27-2007) |
| 81td | Virgil Gardner to Alfredo Anderson at New Mexico (11-6-1993) |
| 10. | 80td Matt Gutierrez to Akilah Lacey vs. Northern Arizona (9-23-2006) |

(NOTE: The longest pass by a non quarterba as Jermain Anderson's 79-yard pass to Brett Fowler. The play was a double-pass, with Anderson as a wide receiver. Baughman's 85-yard pass to Mitchell was a screen pass, as was Gardner's 81-yard pass to Anderson.)



SINGLE GAME RECORDS

Rushing Attempts

| | | | | |
|-----|------------------|----|----------------------|----------|
| 1. | Craig Joseph | 41 | CSU Northridge | 11-9-96 |
| | Alfredo Anderson | 41 | at Mont. St. | 10-8-94 |
| 2. | Xavier Finney | 37 | vs Northern Colorado | 10-12-13 |
| 3. | Mike Jones | 36 | Portland State | 10-13-01 |
| 4. | Mike Jones | 34 | at Utah St. | 10-20-01 |
| 5. | Eddie McGill | 33 | Weber State | 11-12-77 |
| | Eddie McGill | 33 | at Fresno St. | 10-29-77 |
| | Boyd Hall | 33 | College of Idaho | 10-24-59 |
| 8. | Mike Jones | 32 | at Weber State | 10-27-01 |
| | Ed Coleman | 32 | at Portland St. | 11-16-96 |
| 10. | Craig Joseph | 31 | at NAU | 11-2-96 |
| | Dale Neussen | 31 | Portland St. | 9-23-78 |

Rushing Yards

| | | | | |
|-----|------------------|-----|-----------------|-------------|
| 1. | Nick Whitworth | 273 | Fort Lewis | 9-11-99 |
| 2. | Daniel McSurdy | 272 | vs Weber State | 11/22/2014* |
| 3. | Alfredo Anderson | 271 | at Mont. State | 10-8-94 |
| 4. | Xavier Finney | 236 | at N. Colorado | 10-25-14 |
| 4. | Edward Coleman | 232 | at Portland St. | 11-16-96 |
| 5. | Nick Whitworth | 221 | E. Oregon | 9-4-99 |
| 6. | Eddie McGill | 213 | at Montana | 10-15-79 |
| 7. | John Peoples | 210 | NAU | 10-5-91 |
| 8. | Nick Whitworth | 201 | at Utah St. | 11-18-00 |
| 9. | Mike Jones | 200 | Portland St. | 10-13-01 |
| 10. | Sylvester Jones | 187 | Boise State | 9-12-92 |
| 11. | Isaac Mitchell | 186 | EWU | 11-24-01 |

*D1 Record

Rushing Touchdowns

| | | | | |
|----|----------------|---|----------------------|------------|
| 1. | Ty Flanagan | 4 | vs Portland state | 10-21-17 |
| | Isaac Mitchell | 4 | EWU | 11-24-01 |
| | Jerry Dunne | 4 | at Idaho | 9-26-69 |
| 4. | James Madison | 3 | vs. Western State | 8-31-2018 |
| 5. | Xavier Finney | 3 | Sacramento State | 9-27-2014 |
| | | | SUU | 10-18-2014 |
| 6. | Daniel McSurdy | 3 | at Northern Colorado | 10-25-2014 |

3 rushing touchdowns has taken place numerous times. Madison, Finney and McSurdy was the most recent.

Top 50 Single Game Rushing Marks

| | | | |
|-----|-----|------------------------------------|--------------|
| 1. | 273 | Nick Whitworth vs. Fort Lewis | (9-11-99) |
| 2. | 272 | Daniel McSurdy vs Weber State | (11-22-2014) |
| 2. | 271 | Alfredo Anderson at Mont. St. | (10-8-94) |
| 4. | 253 | James Madison at Northern Colorado | (09-23-2017) |
| 3. | 232 | Edward Coleman at Portland St. | (11-16-96) |
| 4. | 221 | Nick Whitworth vs. E. Oregon | (9-4-1999) |
| 5. | 213 | Eddie McGill at Montana | (10-15-79) |
| 6. | 210 | John Peoples vs. NAU | (10-5-91) |
| 7. | 201 | Nick Whitworth at Utah State | (11-18-00) |
| 8. | 200 | Mike Jones vs. Portland State | (10-13-01) |
| 9. | 187 | Sylvester Jones vs. Boise State | (9-12-92) |
| 10. | 186 | Isaac Mitchell vs. EWU | (11-24-01) |
| 11. | 185 | Josh Barnett vs. Fort Lewis | (9-9-06) |
| 12. | 184 | Jack Frisch vs. Western State | (9-30-1950) |
| 13. | 183 | Alfredo Anderson vs. SUU | (9-23-95) |
| | 183 | Boyd Hall vs. College of Idaho | (10-24-59) |
| 15. | 179 | Josh Barnett at Portland St. | (10-14-06) |
| | 179 | Kennedy Nkeyasen at Port. St. | (9-26-98) |
| 17. | 178 | Eddie McGill vs. Weber State | (11-12-77) |
| 18. | 174 | Craig Joseph vs. CSU Northridge | (11-9-96) |
| | 173 | Josh Barnett at No. Colorado | (10-7-06) |

| | | | |
|-----|-----|---------------------------------|------------|
| 20. | 167 | Merril Hoge vs. Weber State | (11-16-85) |
| 21. | 165 | Bus Connor vs. Western State | (11-7-53) |
| 22. | 164 | Alfredo Anderson at Boise St. | (10-21-95) |
| 23. | 163 | Darl Thornton at N. Arizona | (10-7-61) |
| 24. | 162 | Alfredo Anderson at Montana | (9-18-93) |
| 25. | 161 | Alfredo Anderson vs. Mont. St. | (10-16-93) |
| | 161 | Sylvester Jones vs. Mesa State | (9-5-92) |
| 27. | 160 | Isaac Mitchell at Sac St. | (9-27-03) |
| | 160 | Alfredo Anderson at Boise St. | (10-23-93) |
| 29. | 155 | Larry Kent vs. Colorado College | (10-3-53) |
| 30. | 151 | Boyd Hall vs. No. Colorado | (10-31-59) |
| 31. | 149 | Merril Hoge vs. E. Washington | (11-23-85) |
| 32. | 148 | Josh Barnett at Mont. State | (10-1-05) |
| 33. | 147 | Mike Davis at South Dakota | (9-18-71) |
| | 147 | Bus Connor at Lewis and Clark | (11-15-52) |
| 35. | 146 | Cleavon Bradshaw vs. Sac St. | (10-5-96) |
| 36. | 142 | Bus Connor vs. E. Washington | (9-19-53) |
| 37. | 141 | Kennedy Nkeyasen vs. Port. St. | (11-15-97) |
| | 141 | Sylvester Jones at NAU | (9-26-92) |
| 39. | 140 | Mike Jones at Utah State | (10-20-01) |
| | 140 | Merril Hoge at Portland St. | (9-14-85) |
| 41. | 139 | Josh Barnett vs. Portland St. | (10-20-07) |
| | 139 | Craig Joseph at NAU | (11-2-96) |
| 43. | 137 | Ron Pugmire vs. Western State | (10-5-57) |
| 44. | 136 | Josh Barnett vs. S. Oregon | (9-8-07) |
| | 136 | Boyd Hall vs. Montana St. | (10-17-59) |
| 46. | 135 | Josh Barnett at Montana St. | (9-29-07) |
| | 135 | David Beverly vs. Portland St. | (11-1-03) |
| | 135 | Nick Whitworth at Sac State | (9-6-99) |
| 49. | 134 | Nick Whitworth vs. Sac State | (9-23-00) |
| | 134 | Jim Witkowski at E. Michigan | (10-6-72) |
| | 134 | Boyd Hall vs. Western State | (10-3-59) |

Most 100 Yard Rushing Games

| Player | 100-yd | 200-yd | High |
|------------------|--------|--------|------|
| Josh Barnett | 15 | 0 | 185 |
| Alfredo Anderson | 13 | 1 | 271 |
| Isaac Mitchell | 11 | 0 | 186 |
| Merril Hoge | 8 | 0 | 167 |
| Xavier Finney | 13 | 1 | 236 |
| Nick Whitworth | 6 | 3 | 273 |
| Boyd Hall | 6 | 0 | 183 |
| Bus Connor | 6 | 0 | 165 |
| Eddie McGill | 4 | 1 | 213 |
| Sylvester Jones | 4 | 0 | 187 |
| Corky Federico | 4 | 0 | 133 |
| Mike Jones | 3 | 1 | 200 |
| Kennedy Nkeyasen | 3 | 0 | 179 |
| Craig Joseph | 3 | 0 | 174 |
| Larry Kent | 3 | 0 | 155 |
| Mike Davis | 3 | 0 | 147 |
| Jerry Dunne | 3 | 0 | 133 |
| Rob Vera | 3 | 0 | 125 |
| Jack Frisch | 2 | 0 | 184 |
| Scott Hersley | 2 | 0 | 131 |
| George Kelley | 2 | 0 | 124 |
| Rene' Garnett | 2 | 0 | 120 |
| Mike Acker | 2 | 0 | 116 |
| Clint Knickrehm | 2 | 0 | 102 |

(Note 100-yd game totals include the 200-yd games)

Tied with 1: Ed Coleman (200-yard game), Darl Thornton, Cleavon Bradshaw, Ron Pugmire, David Beverly, Jim Witkowski, Anthony Elgaaen, George Kom, Joe Sarratore, Kevin Crocker, Robert Johnson, Butch Caston, Ken Cornist, Billy Shaw, Thomas Washington, Pal





SINGLE GAME RECORDS

Sartori, Jerry Mahoney, Tyrone Watley, Kenyon Blue, Keith Berry, Dale Neussen, Lyle Andersen, Bill Hardy, Rod Gilner, Kevin Wellard, Wade Wilhite, Jim Wagstaff, Nick Yorges, Carl Williams, Frank Selto, Bruce Bachmeier

Top Ten Longest Running Plays (All-Time)

- 99TD Lyle Andersen vs. Western State (9-30-50)
- 86TD Robert Johnson at Weber St. (10-24-92)
- 85TD Alfredo Anderson vs. Chadron St. (9-4-93)
- 83TD Nick Whitworth vs. Fort Lewis (9-11-99)
83TD Alfredo Anderson vs. SUU (9-23-95)
- 82TD Isaac Mitchell vs. SUU (11-17-01)
82TD Kennedy Nkeyasen vs. Port. St. (11-15-97)
82TD Billy Shaw vs. Western State (10-28-62)

82TD Ronald Pugmire vs. Western St. (10-5-57)
10. 80td Charles Atkinson at Nevada (10-2-36)
(Lyle Andersen's 99-yard touchdown is the longest run by an ISU quarterback as well. The play was actually a quarterback sneak designed to get off the goal line)

Receptions

- Eddie Thompson 17 at Idaho 9-6-2008
- Ed Bell 15 Montana 10-16-1969
- Ed Bell 14 at Boise State 11-2-1968
- Ed Bell 13 at South Dakota State 11-9-1968
- Eddie Thompson 12 at Oregon State 9-15-2007
Ed Bell 12 at Portland State 11-1-1969
- Eddie Thompson 11 at Weber State 11-3-2007
Isaiah Burel 11 at Cal Poly 11-1-2008
Eugene Mirador 11 at Eastern Washington 10-16-1999
Troy Waters 11 Northern Arizona 10-28-1995
Shawn Beals 11 at Nevada 10-31-1987
Tom Hoffman 11 at Montana 10-16-1971

Receiving Yards

- Ed Bell 261 Parsons 9-20-1969
- Shawn Beals 222 at Montana 10-12-1985
- Akilah Lacey 216 Northern Arizona 9-23-2006
- Ed Bell 205 at Boise State 11-2-1968
- Tom Hofmann 194 Eastern Michigan 10-9-1971
- Tom Hofmann 178 at Montana 10-16-1971
- Akilah Lacey 177 at Montana 10-9-2004
- Ed Bell 175 Portland State 9-14-1968
- Eddie Thompson 174 at Oregon State 9-15-2007
Kevin Pettit 174 Weber State 11-21-1987

Receiving Touchdowns

- Ed Bell 4 Parsons 9-20-1969
Chris Corp 4 Utah State 11-14-1981
Michael Dean 4 Idaho 10-6-2018
- (numerous times, last 2x by)
Kelvin Krosch 3 Portland State 11-14-2009
Akilah Lacey 3 at No. Colorado 10-7-2006

Top 50 Single Game Receiving Marks

- 261 Ed Bell vs. Parsons (9-20-1969)
- 222 Shawn Beals at Montana (10-12-1985)
- 216 Akilah Lacey vs. Northern Arizona (9-23-2006)
- 205 Ed Bell at Portland State (11-2-1968)
- 194 Tom Hofmann vs. Eastern Michigan (10-9-1971)
- 184 Mitch Gueller vs Idaho (10-7-2018)
- 178 Tom Hofmann at Montana (10-16-1971)
- 177 Akilah Lacey at Montana (10-9-2004)
- 175 Ed Bell vs. Portland State (9-14-1968)

- 174 Eddie Thompson at Oregon State (9-15-2007)
174 Kevin Pettit vs. Weber State (11-21-1987)
174 Madison Mangum vs Sac Stae (09-27-14)
- 172 Jody Griswold at Montana (10-12-1985)
- 167 Rommie Wheeler at Boise State (10-15-1994)
167 Rommie Wheeler at Boise State (10-23-1993)
167 Ed Bell at Montana (10-18-1969)
- 163 Chris Corp vs. Utah State (11-14-1981)
- 162 Jerry Bird vs. Eastern Kentucky (N) (12-19-1981)
- 160 DeRonn Finley vs. Southern Utah (10-21-2000)
160 Eugene Mirador at E. Washington (10-16-1999)
160 Charles Ewing vs. Rhode Island (12-5-1981)
- 159 Jaron Taylor vs. North Dakota (9-18-2008)
- 158 Charles Ewing vs. South Carolina St. (12-12-81)
- 157 Kelvin Krosch vs. Portland State (11-14-2009)
- 156 Shawn Beals at Boise State (10-24-1987)
156 Michael Dean vs Idaho (10-7-2018)
- 155 Brett Fowler vs. Southern Utah (11-22-2003)
- 151 Eddie Thompson vs. NAU (10-18-2008)
151 Al Smith at Eastern Washington (11-9-1991)
151 Greg Smith vs. Portland State (9-23-1978)
151 Ken Warren vs. UNLV (9-26-1970)
- 149 Jaron Taylor vs. Cal Poly (10-27-2007)
149 Sylvester Jones at Weber State (9-15-1990)
149 Michael Thompson vs. Montana St. (10-8-83)
- 147 Carlis Harris vs. Portland State (9-14-1968)
- 146 Shawn Beals vs. Weber State (11-21-1987)
- 145 Eddie Thompson at Weber State (11-3-2007)
145 Brett Fowler at Utah State (9-14-2002)
145 Troy Waters vs. Northern Arizona (10-28-1995)
- 144 Ed Bell at Montana State (10-12-1968)
- 143 Tom Hofmann at UNLV (11-23-1974)
- 142 Sam Carter vs. Idaho (10-9-1993)
- 140 DeRonn Finley vs. Northern Arizona (10-7-2000)
140 Alfredo Anderson at New Mexico (11-6-1993)
- 138 Tad Pearson at Northern Arizona (10-20-1984)
138 Tom Hofmann vs. Weber State (11-21-1971)
- 137 Eddie Thompson vs. No. Colorado (10-6-2007)
136 Joe Funk vs. Mesa State (11-10-1990)
- 135 Sylvester Jones vs. Southern Utah (9-8-1990)
- 134 Bob Odom vs. Omaha (9-13-1966)
- 132 James Jackson at Montana (10-18-1969)
132 Ed Bell at South Dakota State (11-9-1968)
132 Madison Mangum at EWU (10-4-14)
- 131 Joe Funk vs. Southern Utah (9-8-1990)
131 Sam Carter vs. Minnesota-Duluth (11-19-1994)
131 Rommie Wheeler vs. Adams State (9-3-1994)

Most 100-Yard Receiving Games

| Player | 100-yd | 200-yd | High |
|-----------------|--------|--------|------|
| Ed Bell | 8 | 2 | 261 |
| Shawn Beals | 8 | 1 | 222 |
| Eddie Thompson | 7 | 0 | 174 |
| Akilah Lacey | 6 | 1 | 216 |
| Tom Hofmann | 6 | 0 | 194 |
| Rommie Wheeler | 6 | 0 | 167 |
| Brett Fowler | 6 | 0 | 155 |
| Joe Funk | 6 | 0 | 136 |
| Sale' Key | 6 | 0 | 130 |
| DeRonn Finley | 5 | 0 | 160 |
| Jaron Taylor | 4 | 0 | 157 |
| Butch Caston | 4 | 0 | 125 |
| Chris Corp | 3 | 0 | 163 |
| Sylvester Jones | 3 | 0 | 149 |



SINGLE GAME RECORDS

| | | | |
|------------------|---|---|-----|
| Shedrack Okoebor | 2 | 0 | 129 |
| Eugene Mirador | 2 | 0 | 160 |
| Charles Ewing | 2 | 0 | 160 |
| Kelvin Krosch | 2 | 0 | 157 |
| Greg Smith | 2 | 0 | 151 |
| Troy Waters | 2 | 0 | 145 |
| Sam Carter | 2 | 0 | 142 |
| Alfredo Anderson | 2 | 0 | 140 |
| Rod Childs | 2 | 0 | 130 |
| Elliot Giles | 2 | 0 | 119 |
| David Steel | 2 | 0 | 115 |
| Tom Sharp | 2 | 0 | 111 |
| Lamont Allen | 2 | 0 | 110 |
| Jaxon Ernst | 2 | 0 | 109 |
| Chris Cawdry | 2 | 0 | 107 |

(Note 100-yd game totals include the 200-yd games)

Tied with 1: Kevin Pettit, Jody Griswold, Jerry Bird, Al Smith, Ken Warren, Michael Thompson, Carlis Harris, Tad Pearson, Bob Odom, James

Jackson, Isaiah Burel, Chris Brinagh, Lamont Jones, Ken O'Neal, Blake

Stamper, Bus Connor, Charles James, Jesse Levin, Torrey Sheets, Todd Jones, Nick Whitworth, Craig Norby, Jason Girley, Tom Fischer, Justin Young, Jeff Davenport, Ed Scott, Wade Wilhite, Isaac Mitchell, John Ed Bell McCalister, Brooks Douglass.

Extra Points

- Jaret Johnson 7 (of 7) at Northern Colorado 9-18-2004
- Jeremy Hershey 7 (of 7) Montana-Western 8-30-2003
- Jeremy Hershey 7 (of 7) Eastern Washington 10-4-2003
- Javier Garcia 7 (of 7) MSU-Northern 9-29-2001
- Javier Garcia 7 (of 8) Montana State 11-11-2000
- Javier Garcia 7 (of 8) Montana Tech 9-9-2000
- Randy Nate 7 (of 7) Mesa State 9-5-1992
- Steve Beller 7 (of 7) Weber State 11-4-1972
- Many tied at 6

Field Goals

- Jeremy Hershey 5 (of 5) No. Colorado 9-13-2003
- James Ferrell 5 (of 5) Southern Utah 10-23-1997
- Case deBruijn 4 (of 5) Weber State 11-21-1981
- Many tied at 3

Longest Field Goals of All-Time

- 60 Pete Garces vs. CSU Northridge (11-21-1998)
- 59 Joe Petrone vs. Portland State (9-14-1968)
- 56 Andy Norell vs. Idaho (10-9-1993)
- 55 Jarrett Huk at Arizona State (9-5-2009)
- 55 Pete Garces at Eastern Washington (10-16-1999)
- 55 Pete Garces vs. Portland State (9-25-1999)
- 55 Perry Larson vs. Boise State (10-6-1984)
- 55 Pete Garces at New Mexico (9-5-1998)
- 54 Jaret Johnson vs. Portland State (11-5-2005)
- 54 Javier Garcia at Northern Arizona (10-6-2001)
- 54 Pete Garces vs. Montana State (11-13-1999)
- 54 Pete Garces vs. Montana (10-30-1999)
- 54 Pete Garces vs. Sacramento State (11-7-1998)
- 54 Andy Norell vs. Idaho (10-9-1993)
- 53 Jeremy Hershey vs. Montana (10-18-2003)
- 53 Javier Garcia vs. Southern Utah (11-17-2001)
- 53 Pete Garces vs. Sacramento State (11-7-1998)
- 53 Darren Goodman vs. Southern Utah (9-8-1990)
- 52 Jarrett Huk at Weber State (9-19-200)
- 52 Pete Garces at Idaho (10-3-1998)

- 52 James Ferrell vs. Weber State (11-23-1996)
- 52 Rene Weitmann at Weber State (10-25-1986)
- 52 Perry Larson vs. Nevada (11-17-1984)
24. 51 Jeremy Hershey vs. Montana State (10-12-2002)
- 51 Rene Weitmann vs. Cal State Chico (9-6-1986)
- 51 Pete Garces vs. Southern Utah (10-24-1998)
- 51 James Ferrell vs. CSU Northridge (11-9-1996)
- 51 Darren Goodman vs. Northern Iowa (9-22-1990)
- 51 Perry Larson vs. Montana (9-22-1984)
30. 50 Dan Zeidman vs. Fort Lewis (9-9-2006)
- 50 Jaret Johnson at Kentucky (9-10-2005)
- 50 Jeremy Hershey at Utah State (9-14-2002)
- 50 Pete Garces at Weber State (9-18-1999)
- 50 Darren Goodman at Nevada (10-12-1991)
- 50 Case deBruijn vs. E. Washington (9-12-1981)
- 50 Case deBruijn vs. Montana (10-18-1990)
- 50 Brendon Garcia vs. Mont. Western (09-04-2010)
- 50 Brendon Garcia vs. Portland State (10-02-2010)

Longest Kickoff Returns (All-Time)

- 100td Tavoy Moore at Montana (10-9-2010)
 - 100td JD Ponciano vs. Montana (11-10-2007)
 - 100td Jake LaRue vs. Wyoming (9-17-1949)
 - 99td Benjamin Omayebu vs Sacramento State (9-25-2021)
 - 97td DeRonn Finley at Portland State (9-26-1998)
 - 97td Frank Selto at Boise State (10-24-1987)
 - 97td Carlis Harris at UNLV (11-8-1969)
 - 97td Jake LaRue vs. Colorado College (10-1-1948)
 - 95td JD Ponciano at Weber State (11-3-2007)
 - 95td Carlis Harris at Montana State (10-11-1969)
 - 93td Butch Caston vs. Texas A&I (9-12-1987)
- (NOTE: LaRue had previously been credited with a 100-yard touchdown against Colorado College also in 1949, but that score was actually his 97-yarder the previous year. Ponciano's return was five-yards deep)

Longest Punt Returns (All-Time, 70+ yards)

- 88td Milton "Dubby" Holt vs. College of Idaho (11-11-37)
 - 86td Alfredo Anderson vs. Adams State (9-3-1994)
 - 85td DeRonn Finley vs. Sacramento State (9-23-1900)
 - 85td Billy Satterfield vs. South Dakota State (9-23-1967)
 - 84td Tavoy Moore at Montana (10-9-2010)
 - 83td Emery Beckles at Weber State (10-25-03)
 - 83td Carlis Harris at Idaho (10-3-1970)
 - 80td Emery Beckles vs. Northern Arizona (11-9-2002)
 - 80td Vern Adams vs. Montana State (11-12-1950)
 - 80td Mike Gates vs. Ricks College (10-25-1936)
- (NOTE: Anderson's 86-yard touchdown is the modern record, which is from 1947 forward, when ISU became a four-year school. Dubby Holt returned a punt 88-yards for a touchdown against the College of Idaho in 1937's Homecoming game)

Longest Interception Returns (All-Time)

- 100td Dustin Tew at Weber State (10-16-2010)
- 100td D.J. Clark at Weber State (11-3-2007)
- 100td Ernie James vs. Northern Colorado (9-13-2003)
- 100td Jacori Rufus vs. Southern Utah (10-24-1998)
- 98td Parr Sainsbury vs. Colorado College (10-18-48)
- 97td LeRoy Russell vs. Colorado College (10-8-1960)
- 92td Bobby Halcy at Weber State (10-25-1986)
- 90td Charles Atkinson at Gooding (9-24-1937)
- 86td Ken Parks at Nevada (11-1-1975)
- 82td Burdette Mallack vs. Colorado College (10-8-60)
- 80td Rex Thomas vs. Ricks College (10-6-1934)





SINGLE GAME RECORDS

(Rufus and Clark's interceptions both occurred two-yards deep in the end zone, while James' was at the goalline. Rufus tragically passed away from a car accident the following March. Sainsbury's touchdown return was his last as a Bengal, as back injuries forced him to retire)

Most Total Yards

| | | | |
|--------|----------------|-------------|--|
| 1. 587 | Vern Harris | 589 passing | -2 rushing 1985 at Montana |
| 2. 583 | Tanner Gueller | 492 passing | 81 rushing 10-6-2018 vs. Idaho |
| 2. 535 | Kevin McCarthy | 553 passing | -18 rushing 1999 at SUU |
| 3. 517 | Kevin Yost | 508 passing | 9 rushing 2011 vs. Northern Colorado |
| 4. 515 | Kevin McCarthy | 477 passing | 38 rushing 1999 vs. Eastern Washington |
| 5. 513 | Kevin Yost | 529 passing | -16 rushing 2012 vs. Sacramento State |
| 6. 466 | Justin Arias | 439 passing | 27 rushing 2013 vs. Dixie State |



CLASS RECORDS

Passing Efficiency –

Seniors:

1981 Mike Machurek 148.8
 2014 Justin Arias 146.7
 2002 Doug Baughman 134.5
 1985 Vern Harris 130.8
 2012 Kevin Yost 128.1
 2000 Shane Griggs 121.4
 1991 Trevor Cavanaugh 118.6

Juniors:

2003 Mark Hetherington 137.9
 1993 Virgil Gardner 137.6
 2001 Doug Baughman 132.4
 1999 Kevin McCarthy 130.8
 2015 Michael Sanders 130.8
 1984 Vern Harris 122.6

Sophomores:

1998 Seth Burford 123.7
 2016 Tanner Gueller 118.4
 1995 Rob Wetta 117.2
 1969 Dan Halt 112.8
 2008 Russel Hill 120.0
 2005 Matt Hagler 111.5

Freshmen:

1987 Jason Whitmer 131.7
 2007 Russel Hill 128.8
 1994 Rob Wetta 118.1
 1996 Shane Griggs 112.8
 2015 Tanner Gueller 95.5
 1997 Seth Burford 93.8

Passing Yards – Seniors:

2014 Justin Arias 4076
 2012 Kevin Yost 3690
 1981 Mike Machurek 3674
 2004 Mark Hetherington 3192
 2018 Tanner Gueller 3101
 1983 Paul Peterson 3041
 2002 Doug Baughman 2936

Juniors:

1984 Vern Harris 3468
 1999 Kevin McCarthy 3033
 1982 Paul Peterson 2670
 2001 Doug Baughman 2638
 1986 Gino Mariani 2599

Sophomores:

2008 Russel Hill 2634
 2016 Tanner Gueller 2754
 1988 Jason Whitmer 2250
 1995 Robb Wetta 2031
 2005 Matt Hagler 1820
 1975 Steve Tosches 1176

Freshmen:

1987 Jason Whitmer 2616
 1994 Rob Wetta 2332
 2007 Russel Hill 2313
 1996 Shane Griggs 1823
 1974 Steve Tosches 903

Rushing Yards – Seniors:

2007 Josh Barnett 1022
 2018 James Madison
 2000 Nick Whitworth 933
 2019 Ty Flanagan 895
 2015 Xavier Finney 891
 2003 Isaac Mitchell 883
 1992 Sylvester Jones 828
 1998 Kennedy Nkeyasen 688

Juniors:

2014 Xavier Finney 1495
 1995 Alfredo Anderson 1192
 2006 Josh Barnett 1117
 1999 Nick Whitworth 1106
 1985 Merrill Hoge 1041
 2002 Isaac Mitchell 968

Sophomores:

1984 Merrill Hoge 900
 2005 Josh Barnett 793
 1994 Alfredo Anderson 791
 2017 Ty Flanagan 634
 1991 Scott Hersley 623
 1996 Anthony Elgaaen 584

Freshmen:

1993 Alfredo Anderson 1159
 2005 Ken Cornist 783
 2004 Josh Barnett 480
 1992 Robert Johnson 386
 1992 Marcus Teal 359

Receptions - Seniors:

1969 Ed Bell 96
 1981 Dwain Wilson 78
 2012 Rodrick Rumble 74
 2008 Eddie Thompson 70
 2015 Madison Mangum 70
 2012 Josh Hill 70
 1987 Shawn Beals 62
 1994 Rommie Wheeler 60

Juniors:

2007 Eddie Thompson 83
 1985 Merrill Hoge 67
 1968 Ed Bell 67
 2003 Sale' Key 58
 2008 Jaron Taylor 55

Sophomores:

1971 Tom Hofmann 65
 2008 Isaiah Burel 56
 1984 Merrill Hoge 52
 2017 Michael Dean 52
 2003 Shedrack Okoebor 49
 1990 Sylvester Jones 48

Freshmen:

2013 Broc Malcom 51
 2013 Chad Hansen 45
 2001 Jason Girley 40
 2005 Eddie Thompson 39
 1999 Jesse Levin 38

1999 Eugene Mirador 38
 2001 Sale' Key 32

Receiving Yards – Seniors:

1969 Ed Bell 1522
 1987 Shawn Beals 1022
 2012 Rodrick Rumble
 2004 Sale' Key 943
 1994 Rommie Wheeler 882
 2000 DeRonn Finley 849

Juniors:

2011 Rodrick Rumble 1348
 2014 Madison Mangum 1234
 2018 Mitch Gueller 1259
 1968 Ed Bell 1086
 2007 Eddie Thompson 907
 2003 Sale' Key 882
 2002 Brett Fowler 741
 2008 Jaron Taylor 735

Sophomores:

1971 Tom Hofmann 1072
 2014 KW Williams 922
 2017 Mitch Gueller 871
 2004 Akilah Lacey 803
 1985 Shawn Beals 649
 1995 Justin Young 619
 2007 Jaron Taylor 616

Freshmen:

2013 Broc Malcom 524
 2016 Mitch Gueller 509
 2003 Akilah Lacey 507
 1999 Jesse Levin 490
 2005 Eddie Thompson 428
 1999 Eugene Mirador 418
 2001 Jason Girley 404

Field Goals – Seniors:

2003 Jeremy Hershey 18-26
 2013 Brendon Garcia 18-24
 2005 Jaret Johnson 17-19
 1984 Perry Larson 15-21
 2001 Javier Garcia 14-18
 1999 Pete Garces 13-19
 1997 James Ferrell 13-19

Juniors:

1990 Darren Goodman 20-28
 1983 Perry Larson 17-25
 1996 James Ferrell 15-19
 2002 Jeremy Hershey 14-26
 1998 Pete Garces 14-18
 1987 Matt Maloney 14-22

Sophomores:

2019 Kevin Ryan 12-15
 1982 Perry Larson 9-15
 1992 Randy Nate 8-12
 1975 Ricardo Restrepo 8-13
 1972 Steve Beller 6-10
 1979 Case deBruijn 4-7

Freshmen:





CLASS RECORDS

2014 Zak Johnson 14-19
 2018 Campbell Sheidow 12-18
 2022 Ian Hershey 7-11
 1994 James Ferrell 5-7
 1978 Case deBruijn 3-5

Extra Points – Seniors:

1981 Case DeBruijn 48-51
 2018 Campbell Sheidow 46-49
 2003 Jeremy Hershey 38-40
 2001 Javier Garcia 37-42
 1999 Pete Garces 34-36
 1993 Andy Norrell 31-32
 2007 Branden Jones 31-34

Juniors:

2000 Javier Garcia 39-42
 1985 Rene Weitmann 37-38
 2016 Zak Johnson 32-33
 2002 Jeremy Hershey 31-37
 1987 Matt Maloney 29-31
 1990 Darren Goodman 25-25
 1952 Carl Williams 25-32

Sophomores:

1995 James Ferrell 38-39
 1972 Steve Beller 29-32
 2019 Kevin Ryan 26-28
 2015 Zak Johnson 23-26
 1992 Randy Nate 22-22
 1975 Ricardo Restrepo 17-18
 1982 Perry Larson 17-17

Freshmen:

2014 Zak Johnson 52-55
 2017 Parker Johnson 21-23
 2010 Brendon Garcia 20-20
 2022 Ian Hershey 16-18
 1994 James Ferrell 17-18
 1971 Steve Beller 13-14
 1978 Case deBruijn 5-7

Punting Average – Seniors:

2011 David Harrington 48.7
 2002 Eddie Johnson 46.2
 2009 Jon Vanderwielen 44.7
 1981 Case deBruijn 43.9
 2007 Dan Zeidman 42.7
 1990 Duffy Daugherty 42.4

Juniors:

2001 Eddie Johnson 46.3
 2021 Kevin Ryan 45.6
 2010 David Harrington 44.3
 1980 Case deBruijn 44.0
 2006 Dan Zeidman 43.6
 1958 Neil Henderson 43.3
 1970 Wally Buono 42.5

Sophomores:

1994 Thomas Washington 45.0
 1979 Case deBruijn 44.7
 1955 Tom Zaun 43.3
 2004 Kyle McQuown 43.1
 1965 Paul Shaner 42.6

Freshmen:

2003 Kyle McQuown 43.9
 1978 Case deBruijn 41.2
 1975 Steve Holzer 39.4
 1997 Ben Simpson 39.0
 2022 Ian Hershey 38.7
 1988 Randy Nate 37.7

Punt Return Average – Seniors:

1970 Carlis Harris 22.8
 2003 Emery Beckles 16.4
 2000 DeRonn Finley 15.2
 1974 Rene' Garnett 15.0
 1971 Phil Price 14.7

Juniors:

2010 Tavoy Moore 18.3
 1973 Rene' Garnett 15.8
 1967 Billy Satterfield 15.1
 1968 Ed Bell 14.9
 2002 Emery Beckles 14.2

Sophomores:

2006 Eddie Thompson 11.5
 1992 Rommie Wheeler 11.0
 1977 Rick Riedel 11.0
 1995 Trevor Bell 10.9
 1981 Matt Courtney 10.3

Freshmen:

1977 Sonny Booker 11.4
 1993 Adam Johnson 11.0
 2001 Jason Girley 10.1
 2019 Malakai Rango 9.6
 2004 Kenyon Blue 8.5
 1986 Mike Marks 7.3

Kick Return Average – Seniors:

1970 Carlis Harris 28.8
 1987 Frank Selto 27.5
 2008 Kenyon Blue 25.5
 1971 Phil Price 23.9
 1981 Dwain Wilson 22.3

Juniors:

1969 Carlis Harris 33.0
 2007 JD Ponciano 27.9
 1998 DeRonn Finley 25.7
 1973 Rene' Garnett 25.2
 1964 George Douglas 25.0

Sophomores:

1968 Carlis Harris 31.0
 1997 Monte' Walzer 23.6
 1972 Rene' Garnett 22.5
 1995 Justin Young 21.8
 1998 Nick Whitworth 21.7

Freshmen:

1992 Robert Johnson 29.7
 2019 Malakai Rango 27.8
 1993 Adam Johnson 25.8
 2012 Aaron Prier 23.9
 1996 Cleavon Bradshaw 23.5
 1972 Kevin Crocker 22.3

1997 Nick Whitworth 19.6

Total Offense – Seniors

2014 Justin Arias 342.1
 2012 Kevin Yost 329.5
 2018 Tanner Gueller 315.5
 1981 Mike Machurek 295.9
 2002 Doug Baughman 273.5
 2004 Mark Hetherington 269.7
 2000 Shane Griggs 256.3
 1983 Paul Peterson 244.3

Total Offense – Juniors

1984 Vern Harris 295.7
 2013 Justin Arias 289.6
 1999 Kevin McCarthy 277.8
 2001 Doug Baughman 235.5
 1989 Jason Whitmer 226.8
 1982 Paul Peterson 218.0

Total Offense – Sophomores

2016 Tanner Gueller 250.6
 2008 Russel Hill 250.6
 1995 Robb Wetta 213.0
 1988 Jason Whitmer 178.7
 2005 Matt Hagler 175.5
 1995 Gary Anderson 135.8

Total Offense – Freshmen

1987 Jason Whitmer 270.3
 1994 Robb Wetta 201.5
 2007 Russel Hill 199.2
 1996 Shane Griggs 188.0
 1993 Alfredo Anderson 120.0

All Purpose Yardage – Seniors

1969 Ed Bell 184.3
 2000 DeRonn Finley 165.2
 1986 Merrill Hoge 152.0
 1954 Bus Connor 137.6
 1987 Butch Caston 136.8

Juniors:

1985 Merrill Hoge 192.1
 2010 Tavoy Moore 184.9
 1999 Nick Whitworth 170.6
 1995 Alfredo Anderson 164.8
 1968 Ed Bell 146.3

Sophomores:

1984 Merrill Hoge 129.9
 1994 Alfredo Anderson 123.5
 1968 Carlis Harris 120.1
 1971 Tom Hofmann 107.2
 2005 Kenyon Blue 100.5

Freshmen:

1993 Alfredo Anderson 128.5
 1996 Cleavon Bradshaw 88.1
 2005 Ken Cornist 84.9
 1992 Robert Johnson 84.1
 2001 Jason Girley 80.6

Interceptions – Seniors:

1968 Billy Satterfield 10



CLASS RECORDS

1997 Trevor Bell 8
 1984 Brent Koetter 6
 1984 Walter Johnson 6
 1983 Matt Courtney 6
 1972 Phil Spain 6

Juniors:

1996 Trevor Bell 7
 2000 Josh Robinson 6
 1981 Willie Allen 6
 1970 Louie Hurst 6
 1991 Michael Key 5
 1990 Mark EchoHawk 5
 1972 Art Edgson 5

Sophomores:

2017 Adkin Aguirre 5
 1999 Josh Robinson 5
 1995 Jarmaine Johns 5
 1982 Brent Koetter 4
 1982 Brent Koetter 4
 1981 Matt Courtney 4
 1978 Karl Richens 4
 1977 Brett Helmandollar 4
 1973 Art Edgson 4

Freshmen:

2002 Quinton Freeman 6
 1990 Mark Echohawk 5
 1972 Dave Benko 5
 2005 D. J. Clark 3
 1992 Brion Bethel 3
 1980 John Berry 3

Fumble Recoveries – Seniors:

1997 Trevor Bell 6
 2011 AJ Storms 4
 1988 Paul Schwenke 4
 2014 Mitch Beckstead 3
 2003 Jared Allen 3
 2003 Atari Callen 3
 1996 Josh Hays 3
 1994 Rick Brown 3
 1990 Marvin Metoyer 3
 1985 Earl Davis 3
 1971 Dennis Shorrock 3
 1971 Larry Rodriguez 3
 1971 Jake Palas 3
 1971 Wally Buono 3

Juniors:

2011 Donovan Henley 4
 2009 Chris Holmesley 3
 1995 Erick Johnson 3
 1994 Ike Johnson 3
 1993 Sean Mottishaw 3
 1978 Bob Matsey 3
 1978 Jim Arbuckle 3
 1970 Jake Palas 3
 1970 Dennis Shorrock 3

Sophomores:

1985 Jamie FitzGerald 5
 2009 A.J. Storms 3
 2004 Pago Togafau 3

2001 Jared Allen 3
 1999 Cantrell Hayes 2
 1995 Josh Hays 2
 1979 George Semons 2

Freshmen:

2001 LaDerick Daniels 3
 1994 Josh Hays 3
 1978 Dave Walser 3
 2001 Jeremy Heinrich 2
 1983 Lynn Hirschi 2
 1980 John Berry 2
 2011 Ryan Coleman 2

Tackles – Seniors:

1973 Joe Mattie 208
 1987 Mike Calley 165
 1987 Clete Edmunson 156
 1991 Craig Barr 138
 1982 Bill Snapp 135
 1980 Gregg Feightner 135

Juniors:

2010 AJ Storms 146
 1981 Bill Snapp 142
 2001 Bart Brooks 118
 2007 Ryan Phipps 116
 1994 Brian Geltz 116
 2009 Phillip Arias 113

Sophomores:

1981 Lem Galeai 154
 1969 Mike Heberlein 124
 2004 Pago Tagafau 122
 1984 Ron Manu 122
 1974 Wayne Hill 122

Freshmen:

2014 Mario Jenkins 120
 2012 Taison Manu 77
 2000 Cedric Dawson 74
 2003 Anthony Henderson 68
 1994 Moneer Scott 58
 2001 LaDerick Daniels 55
 1999 Mike Clancy 52

Sacks – Seniors:

2003 Jared Allen 17.5
 1996 Josh Hays 12.5
 2005 Jeff Charleston 12.0
 2014 Austin Graves 9.0
 1991 Herman Mitchell 9.0
 1985 Earl Davis 9.0

Juniors:

1995 Josh Hays 13.5
 2002 Jared Allen 10.5
 2002 Mark Weivoda 7.5
 1996 Telly Lockette 7.5
 1993 Tom Prudhomme 7.5

Sophomores:

1994 Josh Hays 16.5
 1991 Sean Mottishaw 13.0
 1992 Rod Murphy 9.0

2001 Jared Allen 6.5
 1985 Jerry Oates 6.0

Freshmen:

1994 Ahmad Lewis 7.0
 2016 Chance Salutregui 4.5
 2015 Rasheed Williams 4.5
 2000 Jared Allen 4.0
 1998 Trevor McKenna 4.0
 2000 Cedric Dawson 3.0
 2002 Jeremy Mowe 1.5
 2002 Zach Raphael 1.5
 2001 Mike Rose 1.5





OVERALL RECORDS

Passing - Overall

Attempts

Game - 74, Paul Peterson vs. Nevada, 11-23-1983
Season - 504, Mark Hetherington, 2004
Career - 1349, Jason Whitmer, 1987-90

Completions

Game - 38, Jason Whitmer vs. Idaho, 11-4-1989
Season- 270, Mark Hetherington, 2004
Career- 721, Jason Whitmer, 1987-90

TDs

Game 8 - Tanner Gueller vs Idaho 10-6-2018
6, Jerry Dunne vs. Parsons, 9-20-1969
Season - 29, Mike Machurek, 1981
Career - 55, Jason Whitmer, 1987-90

Yardage

Game - 589, Vern Harris vs. Montana, 10-12-1985
Season - 3674, Mike Machurek, 1981
Career - 9081, Jason Whitmer 1987-90

Interceptions

Game- 7, Mick Spoon vs. Montana, 10-21-1978
Season- 24, Tom Lee, 1972
Career - 53, Jason Whitmer, 1987-90

RUSHING RECORDS - Carries

Game- 41, Alfredo Anderson vs. Montana State, 10-4-1994
Season- 216, Isaac Mitchell, 2003
Career - 677, Josh Barnett, 2004-07

Yards

Game - 273, Nick Whitworth vs. Ft. Lewis, 9-11-1999
Season- 1192, Alfredo Anderson, 1995
Career- 3412, Josh Barnett, 2004-07

Catches

Game- 15, Ed Bell vs. Montana, 10-18-1969
Season -96, Ed Bell, 1969
Career- 219, Eddie Thompson, 2005-08

Yards

Game - 261, Ed Bell vs. Parsons, 9-20-1969
Season - 1522, Ed Bell 1969
Career - 2676, Ed Bell, 1967-69

TDs

Game- 4, Ed Bell vs. Parsons, 9-20-1969
4, Chris Corp vs Utah State, 11-14-1981
Season - 20, Ed Bell, 1969
Career- 30, Ed Bell, 1967-69

Field Goals

Game 5, James Ferrell vs. Southern Utah, 10-23-1997
5, Jeremy Hershey vs. No. Colorado, 9-13-2003
Season 20, Darren Goodman, 1990
Career 41, Perry Larson, 1982-84 (41-61)
Consec. 8, Darren Goodman, 1990; Javier Garcia, 2002;
Jaret Johnson, 2005 (twice)

Points

Game 18, James Ferrell vs. Southern Utah, 10-23-1997
18, Jeremy Hershey vs. No. Colorado, 9-13-2003
Season 93, Case deBruijn, 1981
Career 213, James Ferrell, 1994-97

Extra Point Percentage

Game 1.000, Many
Season 1.000, (25-25) Darren Goodman, 1990
Career .980, (49-50) Darren Goodman, 1990-91

Extra Points

Game 7, (7x, last) Jaret Johnson at No. Colo., 9-18-04 (7-7)
Season 48, Case deBruijn, 1981 (48-51)
Career 102, James Ferrell, 1994-97 (102-110)
Consec. 49, Darren Goodman, 1990-91

Punts

Game 14, Kyle McQuown vs. Boise State, 9-6-2003
14, Steve Beller vs Idaho, 11-17-1973
Season 79, Larry Kerychuk, 1967; Wally Buono, 1971
Career 256, Case deBruijn, 1978-81

Yards

Game 582, Steve Beller vs Idaho, 11-17-1973
Season 3,308, Jon Vanderwielen, 2009
Career 11,760, Case deBruijn, 1978-81

Average

Game 61.5 (6), Eddie Johnson vs. Cal Poly, 11-16-2002
Season 46.3, Eddie Johnson, 2001
Career 46.3, Eddie Johnson, 2001-02

Net punting

Game 61.3 (6), Eddie Johnson vs. Cal Poly, 11-16-2002
Season 44.3, Eddie Johnson, 2001

Overall - Kickoff Returns-Number

Season 48, JD Ponciano, 2008
Career 104, JD Ponciano, 2007-09

Yardage

Season 1086, Tavoy Moore, 2010
Career 2,295, JD Ponciano, 2007-09

Average

Season 33.0, Carlis Harris, 1969
Career 31.4, Carlis Harris, 1968-70

Overall - Punt Returns-Number

Season 37, Emery Beckles, 2002
Career 67, Matt Courtney, 1980-83

Yardage

Season 526, Emery Beckles, 2002
Career 903, Emery Beckles, 2002-03

Average

Season 22.8, Carlis Harris, 1970
Career 16.3, Carlis Harris, 1968-70

Tackles

Game 27, Joe Mattie vs. NAU, 1973
27, Mike Calley vs. NAU, 1987
Season 208, Joe Mattie, 208



HOLT ARENA/ICCU DOME RECORDS

Career 414, Mike Calley, 1984-87

Sacks

Game 5, Josh Hays vs. Boise State, 1994
Season 17.5, Jared Allen, 2003
Career 42.5, Josh Hays, 1993-96

Passing - Holt Arena

Attempts

ISU 60, Paul Peterson vs. Idaho, 9-24-1983
Opp 62, Ken Hobart (Idaho), 9-24-1983

Complete

ISU 38, Jason Whitmer vs. Idaho, 11-4-1989
Opp 47, Jamie Martin (Weber State), 10-19-1991
Yards
ISU 492, Tanner Gueller vs Idaho 10-6-2018
ISU 469, Jason Whitmer vs. Weber State, 11-21-1987
Opp 624, Jamie Martin (Weber State), 11-23-1991

TD

ISU 8, Tanner Gueller vs Idaho 10-6-2018
ISU 5, Mike Machurek vs. Utah State, 11-14-1981
5, Vern Harris vs. Montana State, 10-19-1985
5, Joel Jund vs. Weber State, 10-19-1991
5, Doug Baughman vs. Montana Tech, 9-8-2001
5, Mark Hetherington vs. E. Wash., 10-4-2003

Opp 6, Doug Nussmeier (Idaho), 10-9-1993
6, Travis Brown (Northern Arizona), 10-9-1999

Interceptions

ISU 7, Mick Spoon vs. Montana, 10-21-1978
Opp 5, Ken Hobart (Idaho), 9-24-1983

Long Play

ISU 95, Gary Anderson to Alfredo Anderson vs. W. Montana, 9-21-1996
Opp 92, Neal Lomax to Stu Gaussoin (Portland State), 9-23-1978

Rushing - Holt Arena

Carries

ISU 36, Mike Jones vs. Portland State, 10-13-2001
Opp 43, Charvez Foger (Nevada), 11-19-1988

Yards

ISU 273, Nick Whitworth vs. Ft. Lewis, 9-11-1999
Opp 262, Matt Cannon (Southern Utah), 10-21-2000
Long Gain
ISU 85td, Alfredo Anderson vs. Chadron State, 9-4-1993
Opp 96td, Taiwan Jones (Eastern Washington), 10-3-2009

TD

ISU 4, Isaac Mitchell vs. Eastern Washington, 11-24-2001
Opp 3, Many times, last by Taiwan Jones (Eastern Washington), 10-3-2009

Receiving - Holt Arena

Receptions

ISU 11, Troy Waters vs. Northern Arizona, 10-28-1995

Opp 15, Alfred Pupunu (Weber State), 11-21-1991
Yards
ISU 216, Akilah Lacey vs. Northern Arizona, 9-23-2006
Opp 268, Ramses Barden (Cal Poly), 10-27-2007

TD

ISU 4, Chris Corp vs. Utah State, 11-14-1981
Opp 3, Keith Neal (Idaho), 10-9-1993
3, Cheo Angel (Portland State), 9-25-1999
3, Jake Larson (Montana-Western), 8-28-2003
3, Vincent Jackson (Northern Colorado), 9-13-2003
3, Michael Jefferson (Montana State), 10-21-2006
3, Ramses Barden (Cal Poly), 10-27-2007

Holt Arena - Field Goals

Number

ISU 5, James Ferrell vs. Southern Utah, 10-23-1997
5, Jeremy Hershey vs. Northern Colorado, 9-13-2003
Opp 5, Marty Zendajas (Nevada), 11-17-1984

Longest

ISU 60, Pete Garces vs. CS Northridge, 11-21-1998
Opp 56, Tony Zendejas (Nevada) 11-23-1983

Holt Arena Records

Punts Returned

ISU 8, Jamie FitzGerald vs. Northern Colorado, 9-7-1985
Opp 6, Johnny Jones (Los Angeles State), 9-25-1971
6, Jeremy Cooper (Northern Arizona), 10-9-1999
Punt Returns Yards
ISU 209, Carlis Harris vs. Idaho, 10-3-1970

TD

ISU 2, Carlis Harris vs. Idaho, 10-3-1970
Longest Punt Return
ISU 86td, Alfredo Anderson vs. Adams State, 9-3-1994
Opp 69, Rob Fries (Eastern Washington), 10-27-1984

Blocked FG Return for a TD

ISU None
Opp 75, Kal Kelley (Montana Tech), 9-9-2000

Kickoff Return Yards

ISU 183, John McCalister vs. Weber State, 11-23-1991
Opp 214, Marv Ellis (Utah State), 11-14-1981

Longest Kickoff Return

ISU 100td, JD Ponciano vs. Montana, 11-10-2007
Opp 100td, Junior Crockett (Weber State), 11-21-1981





YEAR BY YEAR LEADERS

Total Offense

| | |
|---------------------------------|-------|
| 1952.....Bus Connor..... | 67.0 |
| 1954.....Larry Brackenbury..... | 66.8 |
| 1957.....George Kom..... | 71.7 |
| 1958.....Joe Sarratore..... | 65.0 |
| 1959.....Boyd Hall..... | 112.3 |
| 1960.....Boyd Hall..... | 63.1 |
| 1961.....Darl Thornton..... | 65.0 |
| 1962.....Bill Loehr..... | 87.7 |
| 1963.....Billy Shaw..... | 103.4 |
| 1964.....Billy Shaw..... | 93.0 |
| 1965.....Don Neves..... | 112.0 |
| 1966.....Bill Ingram..... | 115.0 |
| 1967.....Bill Ingram..... | 87.2 |
| 1968.....Larry Kerychuk..... | 142.4 |
| 1969.....Jerry Dunne..... | 209.3 |
| 1970.....Jerry Dunne..... | 136.7 |
| 1971.....Tom Lee..... | 149.8 |
| 1972.....Tom Lee..... | 149.6 |
| 1973.....Gary Wood..... | 65.3 |
| 1974.....Steve Tosches..... | 77.7 |
| 1975.....Steve Tosches..... | 108.8 |
| 1976.....Steve Holzer..... | 65.1 |
| 1977.....Eddie McGill..... | 79.9 |
| 1978.....Mick Spoon..... | 127.4 |
| 1979.....Eddie McGill..... | 65.1 |
| 1980.....Mike Machurek..... | 211.7 |
| 1981.....Mike Machurek..... | 295.9 |
| 1982.....Paul Peterson..... | 218.0 |
| 1983.....Paul Peterson..... | 244.5 |
| 1984.....Vern Harris..... | 295.7 |
| 1985.....Vern Harris..... | 186.2 |
| 1986.....Gino Mariani..... | 216.0 |
| 1987.....Jason Whitmer..... | 270.3 |
| 1988.....Jason Whitmer..... | 178.7 |
| 1989.....Jason Whitmer..... | 226.8 |
| 1990.....Jason Whitmer..... | 203.3 |
| 1991.....Trevor Cavanaugh..... | 219.8 |
| 1992.....Sylvester Jones..... | 86.6 |
| 1993.....Virgil Gardner..... | 151.3 |
| 1994.....Robb Wetta..... | 201.5 |
| 1995.....Robb Wetta..... | 213.0 |
| 1996.....Shane Griggs..... | 188.0 |
| 1997.....Seth Burford..... | 115.3 |
| 1998.....Seth Burford..... | 97.7 |
| 1999.....Kevin McCarthy..... | 277.8 |
| 2000.....Shane Griggs..... | 256.3 |
| 2001.....Doug Baughman..... | 235.5 |
| 2002.....Doug Baughman..... | 273.5 |
| 2003.....Mark Hetherington..... | 217.4 |
| 2004.....Mark Hetherington..... | 269.7 |
| 2005.....Matt Hagler..... | 175.5 |
| 2006.....Matt Gutierrez..... | 200.3 |
| 2007.....Russel Hill..... | 199.2 |
| 2008.....Russel Hill..... | 250.6 |
| 2009.....Russel Hill..... | 167.0 |
| 2010.....Russel Hill..... | 100.7 |
| 2011.....Kevin Yost..... | 265.2 |
| 2012.....Kevin Yost..... | 329.5 |
| 2013.....Justin Arias..... | 289.6 |
| 2014.....Justin Arias..... | 342.1 |
| 2015.....Michael Sanders..... | 229.8 |
| 2016.....Tanner Gueller..... | 250.6 |
| 2017.....Tanner Gueller..... | 260.1 |
| 2018.....Tanner Gueller..... | 315.5 |
| 2019.....Matt Struck..... | 217.8 |
| *2020.....Tyler VanderWaal..... | 323.5 |
| 2021.....Hunter Hays..... | 129.1 |
| 2022.....Hunter Hays..... | 186.1 |
| 2023.....Jordan Cooke..... | 218.8 |

All-Purpose Yardage

| | |
|------------------------------|-------|
| 1952.....Bus Connor..... | 75.7 |
| 1954.....Bus Connor..... | 137.7 |
| 1957.....Jim Wagstaff..... | 83.9 |
| 1958.....Joe Sarratore..... | 69.3 |
| 1959.....Boyd Hall..... | 112.3 |
| 1960.....Boyd Hall..... | 67.8 |
| 1961.....Stan Brown..... | 90.1 |
| 1962.....Bill Jencks..... | 66.6 |
| 1963.....Bill Harvey..... | 94.8 |
| 1964.....Billy Shaw..... | 65.9 |
| 1965.....Paul McCormick..... | 72.2 |
| 1966.....Mike Acker..... | 84.3 |
| 1967.....Mike Acker..... | 83.8 |
| 1968.....Ed Bell..... | 146.3 |

| | |
|--------------------------------|-------|
| 1969.....Ed Bell..... | 184.3 |
| 1970.....Carlis Harris..... | 59.7 |
| 1971.....Tom Hofmann..... | 107.2 |
| 1972.....Rene' Garnett..... | 100.1 |
| 1973.....Rene' Garnett..... | 118.4 |
| 1974.....Tom Hofmann..... | 57.9 |
| 1975.....Kevin Crocker..... | 67.1 |
| 1976.....Curt Ashton..... | 84.7 |
| 1977.....Eddie McGill..... | 88.3 |
| 1978.....Greg Smith..... | 65.9 |
| 1979.....Eddie McGill..... | 60.5 |
| 1980.....Dwain Wilson..... | 64.6 |
| 1981.....Dwain Wilson..... | 119.1 |
| 1982.....Cliff Baxter..... | 60.5 |
| 1983.....Michael Thompson..... | 62.6 |
| 1984.....Merril Hoge..... | 129.9 |
| 1985.....Merril Hoge..... | 192.1 |
| 1986.....Merril Hoge..... | 152.0 |
| 1987.....Butch Caston..... | 136.8 |
| 1988.....Rob Vera..... | 70.5 |
| 1989.....Chris Schrade..... | 82.0 |
| 1990.....George Kelly..... | 123.3 |
| 1991.....Al Smith..... | 92.9 |
| 1992.....Sylvester Jones..... | 86.6 |
| 1993.....Alfredo Anderson..... | 128.5 |
| 1994.....Alfredo Anderson..... | 123.5 |
| 1995.....Alfredo Anderson..... | 164.8 |
| 1996.....Alfredo Anderson..... | 90.8 |
| 1997.....Monte' Walzer..... | 68.2 |
| 1998.....DeRonn Finley..... | 116.2 |
| 1999.....Nick Whitworth..... | 170.6 |
| 2000.....DeRonn Finley..... | 165.2 |
| 2001.....Mike Jones..... | 89.3 |
| 2002.....Isaac Mitchell..... | 129.7 |
| 2003.....Emery Beckles..... | 105.8 |
| 2004.....Sale' Key..... | 85.7 |
| 2005.....Kenyon Blue..... | 100.5 |
| 2006.....Josh Barnett..... | 115.1 |
| 2007.....Josh Barnett..... | 107.8 |
| 2008.....JD Ponciano..... | 114.0 |
| 2009.....JD Ponciano..... | 128.9 |
| 2010.....Russel Hill..... | 100.7 |
| 2011.....Rodrick Rumble..... | 122.5 |
| 2012.....Rodrick Rumble..... | 111.8 |
| 2013.....Xavier Finney..... | 87.1 |
| 2014.....Xavier Finney..... | 134.5 |
| 2015.....Xavier Finney..... | 97.5 |
| 2016.....Jakori Ford..... | 103.8 |
| 2017.....James Madison..... | 114.6 |
| 2018.....Mitch Gueller..... | 114.5 |
| 2019.....Ty Flanagan..... | 99.6 |
| *2020.....Tanner Conner..... | 114.2 |
| 2021.....Tanner Conner..... | 70.4 |
| 2022.....Benjamin Omayebu..... | 73.0 |
| 2023.....Chedon James..... | 117.8 |

Passing Efficiency

| | |
|---------------------------------|-------|
| 1952.....Reid Gunnell..... | 226.3 |
| 1954.....Larry Brackenbury..... | 101.5 |
| 1957.....Ken Peterson..... | 130.9 |
| 1958.....Gary Tomlinson..... | 108.2 |
| 1959.....Not Available..... | |
| 1960.....Bill Loehr..... | 119.9 |
| 1961.....Chuck Forrester..... | 199.5 |
| 1964.....Billy Shaw..... | 71.4 |
| 1965.....Don Neves..... | 95.0 |
| 1966.....Bill Ingram..... | 91.7 |
| 1967.....Bill Ingram..... | 70.2 |
| 1968.....Larry Kerychuk..... | 116.5 |
| 1969.....Dan Halt..... | 112.8 |
| 1970.....Jerry Dunne..... | 89.1 |
| 1971.....Tom Lee..... | 90.1 |
| 1972.....Tom Lee..... | 90.0 |
| 1973.....Gary Wood..... | 54.4 |
| 1974.....Steve Tosches..... | 111.9 |
| 1975.....Steve Tosches..... | 97.5 |
| 1976.....Steve Holzer..... | 74.0 |
| 1977.....Mick Spoon..... | 73.5 |
| 1978.....Mick Spoon..... | 87.5 |
| 1979.....John Coatta..... | 69.4 |
| 1980.....Mike Machurek..... | 107.2 |
| 1981.....Mike Machurek..... | 148.8 |
| 1982.....Paul Peterson..... | 101.1 |
| 1983.....Paul Peterson..... | 106.0 |
| 1984.....Vern Harris..... | 122.6 |
| 1985.....Vern Harris..... | 130.8 |
| 1986.....Gino Mariani..... | 108.9 |

| | |
|---------------------------------|-------|
| 1987.....Jason Whitmer..... | 131.7 |
| 1988.....Jason Whitmer..... | 103.4 |
| 1989.....Jason Whitmer..... | 117.0 |
| 1990.....Jason Whitmer..... | 111.5 |
| 1991.....Trevor Cavanaugh..... | 118.6 |
| 1992.....Shawn Behr..... | 77.0 |
| 1993.....Virgil Gardner..... | 137.6 |
| 1994.....Rob Wetta..... | 118.1 |
| 1995.....Rob Wetta..... | 117.2 |
| 1996.....Shane Griggs..... | 112.8 |
| 1997.....Seth Burford..... | 93.8 |
| 1998.....Seth Burford..... | 123.7 |
| 1999.....Kevin McCarthy..... | 130.8 |
| 2000.....Shane Griggs..... | 121.4 |
| 2001.....Doug Baughman..... | 132.4 |
| 2002.....Doug Baughman..... | 134.5 |
| 2003.....Mark Hetherington..... | 137.9 |
| 2004.....Mark Hetherington..... | 112.1 |
| 2005.....Matt Hagler..... | 111.5 |
| 2006.....Matt Gutierrez..... | 116.9 |
| 2007.....Russel Hill..... | 128.8 |
| 2008.....Russel Hill..... | 120.0 |
| 2009.....Russel Hill..... | 104.2 |
| 2010.....Russel Hill..... | 99.36 |
| 2011.....Kevin Yost..... | 116.7 |
| 2012.....Kevin Yost..... | 128.1 |
| 2013.....Justin Arias..... | 116.9 |
| 2014.....Justin Arias..... | 146.7 |
| 2015.....Michael Sanders..... | 126.4 |
| 2016.....Tanner Gueller..... | 118.4 |
| 2017.....Tanner Gueller..... | 145.8 |
| 2018.....Tanner Gueller..... | 153.7 |
| 2019.....Matt Struck..... | 125.6 |
| *2020.....Tyler VanderWaal..... | 132.9 |
| 2021.....Hunter Hays..... | 110.9 |
| 2022.....Hunter Hays..... | 119.1 |
| 2023.....Hunter Hays..... | 129.6 |

Passing Yards

| | |
|---------------------------------|------|
| 1952.....Reid Gunnell..... | 283 |
| 1954.....Larry Brackenbury..... | 292 |
| 1957.....Ken Peterson..... | 464 |
| 1958.....Gary Tomlinson..... | 181 |
| 1959.....Lyle Petty..... | 168 |
| 1960.....Bill Loehr..... | 384 |
| 1961.....Chuck Forrester..... | 182 |
| 1962.....Bill Loehr..... | 407 |
| 1963.....Billy Shaw..... | 465 |
| 1964.....Billy Shaw..... | 244 |
| 1965.....Don Neves..... | 696 |
| 1966.....Bill Ingram..... | 1188 |
| 1967.....Bill Ingram..... | 970 |
| 1968.....Larry Kerychuk..... | 1238 |
| 1969.....Jerry Dunne..... | 1570 |
| 1970.....Jerry Dunne..... | 1018 |
| 1971.....Tom Lee..... | 1627 |
| 1972.....Tom Lee..... | 1588 |
| 1973.....Gary Wood..... | 729 |
| 1974.....Steve Tosches..... | 903 |
| 1975.....Steve Tosches..... | 1176 |
| 1976.....Steve Holzer..... | 590 |
| 1977.....Mick Spoon..... | 824 |
| 1978.....Mick Spoon..... | 1274 |
| 1979.....Dirk Koetter..... | 474 |
| 1980.....Mike Machurek..... | 2397 |
| 1981.....Mike Machurek..... | 3674 |
| 1982.....Paul Peterson..... | 2623 |
| 1983.....Paul Peterson..... | 3041 |
| 1984.....Vern Harris..... | 3468 |
| 1985.....Vern Harris..... | 2035 |
| 1986.....Gino Mariani..... | 2599 |
| 1987.....Jason Whitmer..... | 2616 |
| 1988.....Jason Whitmer..... | 2250 |
| 1989.....Jason Whitmer..... | 1967 |
| 1990.....Jason Whitmer..... | 2248 |
| 1991.....Trevor Cavanaugh..... | 2169 |
| 1992.....Shawn Behr..... | 743 |
| 1993.....Virgil Gardner..... | 1308 |
| 1994.....Robb Wetta..... | 2332 |
| 1995.....Robb Wetta..... | 2031 |
| 1996.....Shane Griggs..... | 1823 |
| 1997.....Seth Burford..... | 690 |
| 1998.....Seth Burford..... | 951 |
| 1999.....Kevin McCarthy..... | 3033 |
| 2000.....Shane Griggs..... | 2861 |
| 2001.....Doug Baughman..... | 2638 |
| 2002.....Doug Baughman..... | 2936 |

| | |
|---------------------------------|------|
| 2003.....Mark Hetherington..... | 2526 |
| 2004.....Mark Hetherington..... | 3192 |
| 2005.....Matt Hagler..... | 1820 |
| 2006.....Matt Gutierrez..... | 2237 |
| 2007.....Russel Hill..... | 2313 |
| 2008.....Russel Hill..... | 2634 |
| 2009.....Russel Hill..... | 1388 |
| 2010.....Russel Hill..... | 1194 |
| 2011.....Kevin Yost..... | 2973 |
| 2012.....Kevin Yost..... | 3690 |
| 2013.....Justin Arias..... | 3547 |
| 2014.....Justin Arias..... | 4076 |
| 2015.....Michael Sanders..... | 2131 |
| 2016.....Tanner Gueller..... | 2351 |
| 2017.....Tanner Gueller..... | 2754 |
| 2018.....Tanner Gueller..... | 3101 |
| 2019.....Matt Struck..... | 2334 |
| *2020.....Tyler VanderWaal..... | 1843 |
| 2021.....Hunter Hays..... | 1066 |
| 2022.....Hunter Hays..... | 1251 |
| 2023.....Jordan Cooke..... | 2453 |

Rushing Yards

| | |
|--------------------------------|------|
| 1952.....Bus Connor..... | 469 |
| 1953.....Bus Connor..... | 438 |
| 1954.....Bus Connor..... | 398 |
| 1955.....Larry Kent..... | 487 |
| 1956.....Not Available..... | |
| 1957.....George Kom..... | 623 |
| 1958.....Joe Sarratore..... | 390 |
| 1959.....Boyd Hall..... | 898 |
| 1960.....Boyd Hall..... | 505 |
| 1961.....Darl Thornton..... | 415 |
| 1962.....Bill Jencks..... | 466 |
| 1963.....Billy Shaw..... | 362 |
| 1964.....Billy Shaw..... | 593 |
| 1965.....Don Neves..... | 312 |
| 1966.....Mike Acker..... | 463 |
| 1967.....Mike Acker..... | 561 |
| 1968.....Lewis Cook..... | 303 |
| 1969.....Jerry Dunne..... | 523 |
| 1970.....Jerry Dunne..... | 349 |
| 1971.....Mike Davis..... | 706 |
| 1972.....Rene' Garnett..... | 632 |
| 1973.....Rene' Garnett..... | 518 |
| 1974.....Ken Monroe..... | 356 |
| 1975.....Tony McCright..... | 490 |
| 1976.....Kevin Wellard..... | 462 |
| 1977.....Eddie McGill..... | 801 |
| 1978.....Don Woolley..... | 211 |
| 1979.....Eddie McGill..... | 573 |
| 1980.....Dwain Wilson..... | 407 |
| 1981.....Dwain Wilson..... | 563 |
| 1982.....Mike Holliday..... | 374 |
| 1983.....Ron Gilner..... | 387 |
| 1984.....Merril Hoge..... | 900 |
| 1985.....Merril Hoge..... | 1041 |
| 1986.....Merril Hoge..... | 631 |
| 1987.....Corky Federico..... | 570 |
| 1988.....Rob Vera..... | 220 |
| 1989.....Rob Vera..... | 554 |
| 1990.....George Kelley..... | 562 |
| 1991.....Scott Hersley..... | 623 |
| 1992.....Sylvester Jones..... | 828 |
| 1993.....Alfredo Anderson..... | 1159 |
| 1994.....Alfredo Anderson..... | 791 |
| 1995.....Alfredo Anderson..... | 1192 |
| 1996.....Craig Joseph..... | 820 |
| 1997.....Kennedy Nkeyasen..... | 619 |
| 1998.....Kennedy Nkeyasen..... | 688 |
| 1999.....Nick Whitworth..... | 1106 |
| 2000.....Nick Whitworth..... | 933 |
| 2001.....Mike Jones..... | 881 |
| 2002.....Isaac Mitchell..... | 968 |
| 2003.....Isaac Mitchell..... | 883 |
| 2004.....Josh Barnett..... | 480 |
| 2005.....Josh Barnett..... | 793 |
| 2006.....Josh Barnett..... | 1117 |
| 2007.....Josh Barnett..... | 1022 |
| 2008.....Clint Knickrehm..... | 456 |
| 2009.....Clint Knickrehm..... | 434 |
| 2010.....Corey White..... | 274 |
| 2011.....Jarrod Daniels..... | 157 |
| 2012.....Xavier Finney..... | 288 |
| 2013.....Xavier Finney..... | 868 |
| 2014.....Xavier Finney..... | 1495 |
| 2015.....Xavier Finney..... | 891 |



YEAR BY YEAR LEADERS

| | |
|------------------------------|------|
| 2016.....Jakon Ford..... | 461 |
| 2017.....James Madison..... | 933 |
| 2018.....James Madison..... | 1020 |
| 2019.....Ty Flanagan..... | 895 |
| *2020.....Malakai Rango..... | 351 |
| 2021.....Tyevin Ford..... | 519 |
| 2022.....Raideen Hunter..... | 463 |
| 2023.....Hunter hays..... | 289 |

Receptions

| | |
|--|-----|
| 1949.....Jake LaRue..... | 15 |
| 1952.....Nolan Ford..... | 10 |
| 1954.....Bus Connor..... | 10 |
| 1957.....Bob Cook..... | 10 |
| 1958.....Neil Henderson/John VentryRon Pugmire..... | 5 |
| 1959.....Neil Henderson..... | 6 |
| 1960.....Don Papenberg..... | 5 |
| 1961.....Jim Fransen..... | 4 |
| 1962.....Kent Dean..... | 6 |
| 1963.....Bill Harvey..... | 11 |
| 1964.....Ron Arnold..... | 5 |
| 1965.....Ron Arnold..... | 22 |
| 1966.....John McCarthy..... | 23 |
| 1967.....Jim Rackley..... | 16 |
| 1968.....Ed Bell..... | 67 |
| 1969.....Ed Bell..... | 96 |
| 1970.....Carlis Harris/Tom Ude..... | 22 |
| 1971.....Tom Hofmann..... | 65 |
| 1972.....Tom Fischer..... | 26 |
| 1973.....Tom Hofmann..... | 20 |
| 1974.....Tom Hofmann..... | 23 |
| 1975.....Craig Norby..... | 22 |
| 1976.....Craig Norby..... | 19 |
| 1977.....Don Woolley..... | 19 |
| 1978.....Greg Smith..... | 49 |
| 1979.....Greg Smith..... | 33 |
| 1980.....Rod Childs..... | 41 |
| 1981.....Dwain Wilson..... | 78 |
| 1982.....Cliff Baxter..... | 44 |
| 1983.....Ken O'Neal..... | 41 |
| 1984.....Merril Hoge..... | 52 |
| 1985.....Merril Hoge..... | 67 |
| 1986.....Merril Hoge..... | 49 |
| 1987.....Shawn Beals..... | 62 |
| 1988.....Kevin Pettit..... | 28 |
| 1989.....Joe Funk..... | 43 |
| 1990.....Joe Funk..... | 50 |
| 1991.....Sylvester Jones..... | 48 |
| 1992.....Rommie Wheeler..... | 21 |
| 1993.....Josh Gibbs..... | 26 |
| 1994.....Rommie Wheeler..... | 60 |
| 1995.....Justin Young..... | 44 |
| 1996.....Justin Young..... | 28 |
| 1997.....Jaxon Ernst..... | 31 |
| 1998.....DeRonn Finley..... | 44 |
| 1999.....Jesse Levin/Eugene Mirador..... | 38 |
| 2000.....DeRonn Finley..... | 49 |
| 2001.....Jason Girley..... | 40 |
| 2002.....Eugene Mirador..... | 47 |
| 2003.....Sale' Key..... | 58 |
| 2004.....Sale' Key..... | 67 |
| 2005.....Eddie Thompson..... | 39 |
| 2006.....Akilah Lacey..... | 37 |
| 2007.....Eddie Thompson..... | 83 |
| 2008.....Eddie Thompson..... | 70 |
| 2009.....Jaron Taylor..... | 51 |
| 2010.....Tavoy Moore..... | 34 |
| 2011.....Rodrick Rumble..... | 112 |
| 2012.....Rodrick Rumble..... | 74 |
| 2013.....Luke Austin..... | 65 |
| 2014.....Madison Mangum..... | 83 |
| 2015.....Madison Mangum..... | 70 |
| 2016.....KW Williams..... | 64 |
| 2017.....Michael Dean..... | 52 |
| 2018.....Michael Dean..... | 49 |
| 2019.....Michael Dean..... | 49 |
| *2020.....Tanner Conner..... | 34 |
| 2021.....Tanner Conner..... | 42 |
| 2022.....Xavier Guillory..... | 52 |
| 2023.....Chedon James..... | 102 |

Receiving Yards

| | |
|----------------------------|-----|
| 1949.....Jake LaRue..... | 304 |
| 1952.....Lamont Jones..... | 256 |

| | |
|---|------|
| 1954.....Bus Connor..... | 123 |
| 1957.....Bob Hodson..... | 124 |
| 1958.....Ron Pugmire/N. Henderson..... | 69 |
| 1959.....Neil Henderson..... | 115 |
| 1960.....Herman Noblisse..... | 116 |
| 1961.....Jim Fransen..... | 94 |
| 1962.....Kent Dean..... | 113 |
| 1963.....Bill Harvey..... | 220 |
| 1964.....Ron Arnold/George Douglas..... | 63 |
| 1965.....Ron Arnold..... | 230 |
| 1966.....Bob Odom..... | 535 |
| 1967.....Jim Ackley..... | 204 |
| 1968.....Ed Bell..... | 1086 |
| 1969.....Ed Bell..... | 1522 |
| 1970.....Carlis Harris..... | 351 |
| 1971.....Tom Hofmann..... | 1072 |
| 1972.....Tom Fischer..... | 458 |
| 1973.....Tom Hofmann..... | 352 |
| 1974.....Tom Hofmann..... | 517 |
| 1975.....Craig Norby..... | 361 |
| 1976.....Craig Norby..... | 278 |
| 1977.....Greg Smith..... | 209 |
| 1978.....Greg Smith..... | 659 |
| 1979.....Greg Smith..... | 382 |
| 1980.....Rod Childs..... | 640 |
| 1981.....Charles Ewing..... | 945 |
| 1982.....Ken O'Neal..... | 536 |
| 1983.....Blake Stamper..... | 555 |
| 1984.....Jody Griswold..... | 557 |
| 1985.....Merril Hoge..... | 708 |
| 1986.....Butch Caston..... | 534 |
| 1987.....Shawn Beals..... | 1022 |
| 1988.....Torrey Sheets..... | 373 |
| 1989.....Joe Funk..... | 552 |
| 1990.....Joe Funk..... | 760 |
| 1991.....Sylvester Jones..... | 557 |
| 1992.....Rommie Wheeler..... | 333 |
| 1993.....Sam Carter..... | 538 |
| 1994.....Rommie Wheeler..... | 882 |
| 1995.....Justin Young..... | 619 |
| 1996.....Elliot Giles..... | 486 |
| 1997.....Jaxon Ernst..... | 421 |
| 1998.....DeRonn Finley..... | 576 |
| 1999.....Brian Goodell..... | 515 |
| 2000.....DeRonn Finley..... | 849 |
| 2001.....Brett Fowler..... | 552 |
| 2002.....Brett Fowler..... | 741 |
| 2003.....Sale' Key..... | 882 |
| 2004.....Sale' Key..... | 943 |
| 2005.....Eddie Thompson..... | 428 |
| 2006.....Akilah Lacey..... | 753 |
| 2007.....Eddie Thompson..... | 907 |
| 2008.....Eddie Thompson..... | 754 |
| 2009.....Jaron Taylor..... | 547 |
| 2010.....Rodrick Rumble..... | 464 |
| 2011.....Rodrick Rumble..... | 1348 |
| 2012.....Rodrick Rumble..... | 1006 |
| 2013.....Luke Austin..... | 951 |
| 2014.....Madison Mangum..... | 1234 |
| 2015.....Madison Mangum..... | 894 |
| 2016.....KW Williams..... | 683 |
| 2017.....Mitch Guellere..... | 871 |
| 2018.....Mitch Gueller..... | 1259 |
| 2019.....Michael Dean..... | 800 |
| *2020.....Tanner Conner..... | 685 |
| 2021.....Tanner Conner..... | 735 |
| 2022.....Xavier Guillory..... | 785 |
| 2023.....Chedon James..... | 1045 |

Scoring

| | |
|-----------------------------|----|
| 1948.....Jake LaRue..... | 36 |
| 1949.....Jay Paris..... | 65 |
| 1952.....Bus Connor..... | 60 |
| 1953.....Bus Connor..... | 60 |
| 1954.....Bus Connor..... | 42 |
| 1955.....Larry Kent..... | 54 |
| 1956.....Not Available..... | |
| 1957.....George Kom..... | 53 |
| 1958.....Ron Pugmire..... | 38 |
| 1959.....Boyd Hall..... | 76 |
| 1960.....Boyd Hall..... | 66 |
| 1961.....Darl Thornton..... | 44 |
| 1962.....Bill Jencks..... | 36 |
| 1963.....Billy Shaw..... | 49 |
| 1964.....Billy Shaw..... | 78 |
| 1965.....Don Neves..... | 43 |
| 1966.....Bob Odom..... | 22 |

| | |
|--------------------------------|-----|
| 1967.....Mike Acker..... | 18 |
| 1968.....Ed Bell..... | 66 |
| 1969.....Ed Bell..... | 130 |
| 1970.....Louie Hurst..... | 49 |
| 1971.....Tom Hofmann..... | 42 |
| 1972.....Rene' Garnett..... | 48 |
| 1973.....Tom Hofmann..... | 36 |
| 1974.....Steve Beller..... | 32 |
| 1975.....Kevin Crocker..... | 42 |
| 1976.....Ricardo Restrepo..... | 32 |
| 1977.....Jeff Fillmore..... | 24 |
| 1978.....Greg Smith..... | 30 |
| 1979.....Bruce Bachmeier..... | 30 |
| 1980.....Case deBruijn..... | 52 |
| 1981.....Case deBruijn..... | 93 |
| 1982.....Perry Larson..... | 44 |
| 1983.....Perry Larson..... | 88 |
| 1984.....Merril Hoge..... | 84 |
| 1985.....Merril Hoge..... | 98 |
| 1986.....Merril Hoge..... | 62 |
| 1987.....Matt Maloney..... | 71 |
| 1988.....Todd Jones..... | 30 |
| 1989.....Matt Bombard..... | 59 |
| 1990.....Darren Goodman..... | 85 |
| 1991.....Darren Goodman..... | 45 |
| 1992.....Randy Nate..... | 46 |
| 1993.....Andy Norrell..... | 52 |
| 1994.....Alfredo Anderson..... | 60 |
| 1995.....Alfredo Anderson..... | 84 |
| 1996.....James Ferrell..... | 76 |
| 1997.....James Ferrell..... | 53 |
| 1998.....Pete Garces..... | 63 |
| 1999.....Pete Garces..... | 73 |
| 2000.....DeRonn Finley..... | 66 |
| 2001.....Javier Garcia..... | 79 |
| 2002.....Isaac Mitchell..... | 78 |
| 2003.....Jeremy Hershey..... | 92 |
| 2004.....Sale' Key..... | 54 |
| 2005.....Ken Cornist..... | 90 |
| 2006.....Akilah Lacey..... | 60 |
| 2007.....Branden Jones..... | 61 |
| 2008.....Clint Knickrehm..... | 50 |
| 2009.....Jarrett Huk..... | 42 |
| 2010.....Brendon Garcia..... | 44 |
| 2011.....Rodrick Rumble..... | 54 |
| 2012.....Luke Austin..... | 48 |
| 2013.....Brendon Garcia..... | 79 |
| 2014.....Zak Johnson..... | 94 |
| 2015.....Madison Mangum..... | 56 |
| 2016.....KW Williams..... | 66 |
| 2017.....Ty Flanagan..... | 66 |
| 2018.....Campbell Sheidow..... | 82 |
| 2019.....Kevin Ryan..... | 62 |
| *2020.....Kevin Ryan..... | 41 |
| 2021.....David Alish..... | 37 |
| 2022.....Ian Hershey..... | 37 |
| 2023.....Chedon James..... | 48 |

Field Goals

| | |
|--------------------------------|-------|
| 1952.....Carl Williams..... | 1 |
| 1953-59.....None..... | |
| 1960.....Don Gatewood..... | 1 |
| 1961-63.....None..... | |
| 1964.....Don Neves..... | 1 |
| 1965.....Don Neves..... | 1 |
| 1966.....Lowell Van Orman..... | 1 |
| 1967.....Rich Carrillo..... | 3-5 |
| 1968.....Joe Petrone..... | 5-20 |
| 1969.....Doug Flint..... | 2-4 |
| 1970.....Louie Hurst..... | 9-16 |
| 1971.....Louie Hurst..... | 6-10 |
| 1972.....Steve Beller..... | 6-10 |
| 1973.....Steve Beller..... | 4-10 |
| 1974.....Steve Beller..... | 9-16 |
| 1975.....Ricardo Restrepo..... | 8-13 |
| 1976.....Ricardo Restrepo..... | 6-13 |
| 1977.....Jeff Fillmore..... | 5-12 |
| 1978.....Case deBruijn..... | 3-5 |
| 1979.....Case deBruijn..... | 4-7 |
| 1980.....Case deBruijn..... | 8-15 |
| 1981.....Case deBruijn..... | 15-26 |
| 1982.....Perry Larson..... | 9-15 |
| 1983.....Perry Larson..... | 17-25 |
| 1984.....Perry Larson..... | 15-21 |
| 1985.....Rene Weitmann..... | 13-19 |
| 1986.....Rene Weitmann..... | 8-14 |
| 1987.....Matt Maloney..... | 14-22 |

| | |
|--------------------------------|-------|
| 1988.....Matt Bombard..... | 7-11 |
| 1989.....Matt Bombard..... | 13-20 |
| 1990.....Darren Goodman..... | 20-28 |
| 1991.....Darren Goodman..... | 7-13 |
| 1992.....Randy Nate..... | 8-12 |
| 1993.....Andy Norrell..... | 7-15 |
| 1994.....James Ferrell..... | 5-7 |
| 1995.....James Ferrell..... | 4-12 |
| 1996.....James Ferrell..... | 15-19 |
| 1997.....James Ferrell..... | 13-19 |
| 1998.....Pete Garces..... | 14-18 |
| 1999.....Pete Garces..... | 13-19 |
| 2000.....Javier Garcia..... | 8-15 |
| 2001.....Javier Garcia..... | 14-18 |
| 2002.....Jeremy Hershey..... | 14-26 |
| 2003.....Jeremy Hershey..... | 18-26 |
| 2004.....Jaret Johnson..... | 6-12 |
| 2005.....Jaret Johnson..... | 17-19 |
| 2006.....Dan Zeidman..... | 6-8 |
| 2007.....Branden Jones..... | 10-16 |
| 2008.....Mike Ramos..... | 9-11 |
| 2009.....Jarrett Huk..... | 9-13 |
| 2010.....Brendon Garcia..... | 8-14 |
| 2011.....Brendon Garcia..... | 9-11 |
| 2012.....Brendon Garcia..... | 6-12 |
| 2013.....Brendon Garcia..... | 18-24 |
| 2014.....Zak Johnson..... | 14-19 |
| 2015.....Zak Johnson..... | 3-6 |
| 2016.....Zak Johnson..... | 3-4 |
| 2017.....Parker Johnson..... | 7-8 |
| 2018.....Campbell Sheidow..... | 12-18 |
| 2019.....Kevin Ryan..... | 12-15 |
| *2020.....Kevin Ryan..... | 8-13 |
| 2021.....David Alish..... | 8-12 |
| 2022.....Ian Hershey..... | 7-11 |
| 2023.....Thomas Kopcho..... | 5-9 |

Extra Points

| | |
|--|-------|
| 1949.....Jay Paris..... | 23-32 |
| 1952.....Carl Williams..... | 25-32 |
| 1954.....Larry Brackenbury..... | 19-23 |
| 1955.....Bob Fails..... | 18-23 |
| 1956.....Not Available..... | |
| 1957.....George Kom..... | 17-24 |
| 1958.....Ron PugmireNeil Henderson/Jim Koetter..... | 2-?2 |
| 1959.....Neil Henderson..... | 5-5 |
| 1960.....Don Gatewood..... | 3-4 |
| 1961.....Bardell Bailey/Louie Mello..... | 2-3 |
| 1962.....Billy Shaw..... | 6-8 |
| 1963.....Carl Humphreys..... | 1-2 |
| 1964.....Don Neves..... | 24-28 |
| 1965.....Don Neves..... | 16-18 |
| 1966.....Lowell Van Orman..... | 5-6 |
| 1967.....Rich Carrillo..... | 4-6 |
| 1968.....Joe Petrone..... | 15-21 |
| 1969.....Louie Hurst..... | 26-36 |
| 1970.....Louie Hurst..... | 22-24 |
| 1971.....Steve Beller..... | 13-14 |
| 1972.....Steve Beller..... | 29-32 |
| 1973.....Steve Beller..... | 17-17 |
| 1974.....Steve Beller..... | 5-9 |
| 1975.....Ricardo Restrepo..... | 17-18 |
| 1976.....Ricardo Restrepo..... | 14-14 |
| 1977.....Jeff Fillmore..... | 9-11 |
| 1978.....Case deBruijn..... | 5-7 |
| 1979.....Case deBruijn..... | 11-11 |
| 1980.....Case deBruijn..... | 28-31 |
| 1981.....Case deBruijn..... | 48-51 |
| 1982.....Perry Larson..... | 17-17 |
| 1983.....Perry Larson..... | 37-41 |
| 1984.....Perry Larson..... | 29-31 |
| 1985.....Rene Weitmann..... | 37-38 |
| 1986.....Rene Weitmann..... | 25-27 |
| 1987.....Matt Maloney..... | 29-31 |
| 1988.....Matt Bombard..... | 8-9 |
| 1989.....Matt Bombard..... | 20-22 |
| 1990.....Darren Goodman..... | 25-25 |
| 1991.....Darren Goodman..... | 24-25 |
| 1992.....Randy Nate..... | 22-22 |
| 1993.....Andy Norrell..... | 31-32 |
| 1994.....James Ferrell..... | 17-18 |
| 1995.....James Ferrell..... | 38-39 |
| 1996.....James Ferrell..... | 31-34 |
| 1997.....James Ferrell..... | 15-18 |
| 1998.....Pete Garces..... | 21-23 |
| 1999.....Pete Garces..... | 34-36 |





YEAR BY YEAR LEADERS

| | | |
|------------|-----------------------|-------|
| 2000..... | Javier Garcia..... | 39-42 |
| 2001..... | Javier Garcia..... | 37-42 |
| 2002..... | Jeremy Hershey..... | 31-37 |
| 2003..... | Jeremy Hershey..... | 38-40 |
| 2004..... | Jaret Johnson..... | 15-18 |
| 2005..... | Jaret Johnson..... | 29-31 |
| 2006..... | Dan Zeidman..... | 18-20 |
| 2007..... | Branden Jones..... | 31-34 |
| 2008..... | Jarrett Huk..... | 27-28 |
| 2009..... | Jarrett Huk..... | 15-15 |
| 2010..... | Brendon Garcia..... | 20-20 |
| 2011..... | Brendon Garcia..... | 16-20 |
| 2012..... | Brendon Garcia..... | 28-28 |
| 2013..... | Brendon Garcia..... | 25-28 |
| 2014..... | Zak Johnson..... | 52-55 |
| 2015..... | Zak Johnson..... | 23-26 |
| 2016..... | Zak Johnson..... | 32-33 |
| 2017..... | Parker Johnson..... | 21-23 |
| 2018..... | Campbell Sheidow..... | 46-49 |
| 2019..... | Kevin Ryan..... | 26-28 |
| *2020..... | Kevin Ryan..... | 17-18 |
| 2021..... | David Allish..... | 13-13 |
| 2022..... | Ian Hershey..... | 16-18 |
| 2023..... | Thomas Kopcho..... | 32-34 |

Punting Average

| | | |
|-----------|------------------------|------|
| 1954..... | Jack Logan..... | 40.1 |
| 1955..... | Tom Zaub..... | 43.3 |
| 1956..... | Not Available | |
| 1957..... | George Korn..... | 42.3 |
| 1958..... | Neil Henderson..... | 43.3 |
| 1959..... | Neil Henderson..... | 36.0 |
| 1960..... | Jim Schneider..... | 35.5 |
| 1961..... | Jerry Carothers..... | 37.4 |
| 1962..... | Jerry Carothers..... | 34.1 |
| 1963..... | John Miller..... | 34.9 |
| 1964..... | Paul McCormick..... | 33.9 |
| 1965..... | Paul Shaner..... | 42.6 |
| 1966..... | Larry Taylor..... | 38.7 |
| 1967..... | Larry Kerychuk..... | 38.7 |
| 1968..... | Joe Petrone..... | 42.1 |
| 1969..... | Larry Rodriguez..... | 41.6 |
| 1970..... | Wally Buono..... | 42.5 |
| 1971..... | Wally Buono..... | 40.5 |
| 1972..... | Steve Beller..... | 40.8 |
| 1973..... | Steve Beller..... | 41.4 |
| 1974..... | Steve Beller..... | 39.6 |
| 1975..... | Steve Holzer..... | 39.4 |
| 1976..... | Steve Holzer..... | 38.7 |
| 1977..... | Jeff Fillmore..... | 41.0 |
| 1978..... | Case deBruijn..... | 41.2 |
| 1979..... | Case deBruijn..... | 44.7 |
| 1980..... | Case deBruijn..... | 44.0 |
| 1981..... | Case deBruijn..... | 43.9 |
| 1982..... | Jeff Kaiser..... | 41.2 |
| 1983..... | Jeff Kaiser..... | 41.5 |
| 1984..... | Jeff Kaiser..... | 36.7 |
| 1985..... | Gino Mariani..... | 40.1 |
| 1986..... | Matt Maloney..... | 41.0 |
| 1987..... | Gino Mariani..... | 38.3 |
| 1988..... | Matt Maloney..... | 38.5 |
| 1989..... | Duffy Daugherty..... | 37.3 |
| 1990..... | Duffy Daugherty..... | 42.4 |
| 1991..... | Darren Goodman..... | 34.7 |
| 1992..... | Rod Murphy..... | 38.9 |
| 1993..... | Randy Nate..... | 40.4 |
| 1994..... | Thomas Washington..... | 45.0 |
| 1995..... | James Ferrell..... | 40.7 |
| 1996..... | James Ferrell..... | 39.3 |
| 1997..... | Ben Simpson..... | 39.0 |
| 1998..... | Ben Simpson..... | 39.6 |
| 1999..... | Ben Simpson..... | 42.0 |
| 2000..... | Ben Simpson..... | 41.6 |
| 2001..... | Eddie Johnson..... | 46.3 |
| 2002..... | Eddie Johnson..... | 46.2 |
| 2003..... | Kyle McQuown..... | 43.9 |
| 2004..... | Kyle McQuown..... | 43.1 |
| 2005..... | Dan Zeidman..... | 40.2 |
| 2006..... | Dan Zeidman..... | 43.6 |
| 2007..... | Dan Zeidman..... | 42.7 |
| 2008..... | Jon Vanderwielen..... | 42.4 |
| 2009..... | Jon Vanderwielen..... | 44.7 |
| 2010..... | David Harrington..... | 44.3 |
| 2011..... | David Harrington..... | 48.7 |
| 2012..... | CJ Reyes..... | 40.1 |
| 2013..... | CJ Reyes..... | 38.5 |
| 2014..... | CJ Reyes..... | 40.8 |

| | | |
|------------|------------------|------|
| 2015..... | Zak Johnson..... | 38.4 |
| 2016..... | Sean Cheney..... | 42.8 |
| 2017..... | Sean Cheney..... | 40.9 |
| 2018..... | Kevin Ryan..... | 39.9 |
| 2019..... | Kevin Ryan..... | 39.9 |
| *2020..... | Kevin Ryan..... | 40.2 |
| 2021..... | Kevin Ryan..... | 45.6 |
| 2022..... | Ian Hershey..... | 38.7 |
| 2023..... | Ross Bolger..... | 41.3 |

Punt Return Average

| | | |
|------------|------------------------|------|
| 1956..... | Bus Connor..... | 17.0 |
| 1957..... | Jim Wagstaff..... | 10.8 |
| 1958..... | Not Available | |
| 1959..... | Neil Henderson..... | 10.0 |
| 1960..... | Burdette Mallack..... | 13.3 |
| 1961..... | Herman Noblisse..... | 16.3 |
| 1962..... | Not Available | |
| 1963..... | Bill Harvey..... | 9.8 |
| 1964..... | Paul McCormick..... | 9.7 |
| 1965..... | Bud Hare..... | 9.6 |
| 1966..... | Russ Eacker..... | 12.0 |
| 1967..... | Billy Satterfield..... | 15.1 |
| 1968..... | Ed Bell..... | 14.9 |
| 1969..... | Carlis Harris..... | 7.4 |
| 1970..... | Carlis Harris..... | 22.8 |
| 1971..... | Phil Price..... | 14.7 |
| 1972..... | Steve Merritt..... | 6.7 |
| 1973..... | Jerry McIntyre..... | 5.5 |
| 1974..... | Ken Parks..... | 7.1 |
| 1975..... | Wally Kelly..... | 8.5 |
| 1976..... | Ken Parks..... | 9.4 |
| 1977..... | Sonny Booker..... | 15.9 |
| 1978..... | Terry Wilson..... | 9.0 |
| 1979..... | Terry Wilson..... | 7.4 |
| 1980..... | William Harrison..... | 9.5 |
| 1981..... | Matt Courtney..... | 10.7 |
| 1982..... | Brent Koetter..... | 6.6 |
| 1983..... | Matt Courtney..... | 10.3 |
| 1984..... | Wade Wilhite..... | 9.0 |
| 1985..... | Jamie FitzGerald..... | 9.3 |
| 1986..... | Mike Marks..... | 7.3 |
| 1987..... | Mike Marks..... | 4.5 |
| 1988..... | Mike Marks..... | 10.2 |
| 1989..... | Mike Marks..... | 7.6 |
| 1990..... | Al Smith..... | 7.4 |
| 1991..... | Al Smith..... | 7.4 |
| 1992..... | Eric Alden..... | 12.3 |
| 1993..... | Eric Alden..... | 12.5 |
| 1994..... | Josh Brown..... | 8.7 |
| 1995..... | Trevor Bell..... | 10.9 |
| 1996..... | Trevor Bell..... | 10.3 |
| 1997..... | Trevor Bell..... | 13.9 |
| 1998..... | DeRonn Finley..... | 9.8 |
| 1999..... | Darren Dubois..... | 9.7 |
| 2000..... | DeRonn Finley..... | 15.5 |
| 2001..... | Jason Girley..... | 10.1 |
| 2002..... | Emery Beckles..... | 14.2 |
| 2003..... | Emery Beckles..... | 16.4 |
| 2004..... | Kenyon Blue..... | 8.5 |
| 2005..... | Kenyon Blue..... | 9.7 |
| 2006..... | Eddie Thompson..... | 11.5 |
| 2007..... | Eddie Thompson..... | 11.0 |
| 2008..... | Kenyon Blue..... | 10.9 |
| 2009..... | Andrew Benavides..... | 5.3 |
| 2010..... | Tavoy Moore..... | 18.3 |
| 2011..... | Jon Davidson..... | 3.5 |
| 2012..... | Jon Davidson..... | 4.1 |
| 2013..... | Luke Austin..... | 4.2 |
| 2014..... | Hagen Graves..... | 2.2 |
| 2015..... | Hagen Graves..... | 8.0 |
| 2016..... | Hagen Graves..... | 6.6 |
| 2017..... | Kieran Yancy..... | 7.2 |
| 2018..... | Kieran Yancy..... | 8.2 |
| 2019..... | Michael Dean..... | 5.2 |
| *2020..... | Jalen Henderson..... | 3.0 |
| 2021..... | Shane Dailey Jr..... | 8.6 |
| 2022..... | Shane Dailey Jr..... | 10.5 |
| 2023..... | Aaron Blancas..... | 12.0 |

Kick Return Average

| | | |
|-----------|----------------------|------|
| 1956..... | Bus Connor..... | 35.5 |
| 1957..... | Jim Wagstaff..... | 24.7 |
| 1959..... | Neil Henderson..... | 20.5 |
| 1960..... | Herman Noblisse..... | 36.8 |
| 1961..... | Stan Brown..... | 23.9 |
| 1962..... | Not Available | |

| | | |
|------------|------------------------|------|
| 1963..... | Bill Harvey..... | 23.8 |
| 1964..... | George Douglas..... | 25.0 |
| 1965..... | Paul McCormick..... | 20.2 |
| 1966..... | Russ Eacker..... | 23.4 |
| 1967..... | Mike Acker..... | 19.8 |
| 1968..... | Carlis Harris..... | 31.0 |
| 1969..... | Carlis Harris..... | 33.0 |
| 1970..... | Carlis Harris..... | 28.8 |
| 1971..... | Phil Price..... | 23.9 |
| 1972..... | Rene' Garnett..... | 22.5 |
| 1973..... | Rene' Garnett..... | 25.2 |
| 1974..... | Rene' Garnett..... | 18.3 |
| 1975..... | Scott Butterfield..... | 15.1 |
| 1976..... | Rick Riedel..... | 22.5 |
| 1977..... | Rick Riedel..... | 17.9 |
| 1978..... | Rick Riedel..... | 20.3 |
| 1979..... | Mike Allison..... | 21.5 |
| 1980..... | Lamar Fite..... | 21.3 |
| 1981..... | Dwain Wilson..... | 22.3 |
| 1982..... | Michael Thompson..... | 17.6 |
| 1983..... | Michael Thompson..... | 19.8 |
| 1984..... | Wade Wilhite..... | 20.8 |
| 1985..... | Merril Hoge..... | 18.2 |
| 1986..... | Butch Caston..... | 22.8 |
| 1987..... | Frank Selt..... | 27.5 |
| 1988..... | Tony Roland..... | 21.8 |
| 1989..... | Chris Schrade..... | 21.1 |
| 1990..... | George Kelley..... | 21.8 |
| 1991..... | Al Smith..... | 21.3 |
| 1992..... | Robert Johnson..... | 29.7 |
| 1993..... | Adam Johnson..... | 25.8 |
| 1994..... | Alfredo Anderson..... | 21.1 |
| 1995..... | Justin Young..... | 21.8 |
| 1996..... | Cleavon Bradshaw..... | 23.5 |
| 1997..... | Monte' Walzer..... | 23.6 |
| 1998..... | DeRonn Finley..... | 25.7 |
| 1999..... | Nick Whitworth..... | 20.6 |
| 2000..... | DeRonn Finley..... | 21.3 |
| 2001..... | Charles James..... | 18.8 |
| 2002..... | Emery Beckles..... | 21.9 |
| 2003..... | Emery Beckles..... | 22.2 |
| 2004..... | Dane Simmons..... | 19.8 |
| 2005..... | Kenyon Blue..... | 20.4 |
| 2006..... | Clint Knickrehm..... | 19.2 |
| 2007..... | JD Ponciano..... | 27.9 |
| 2008..... | Kenyon Blue..... | 25.5 |
| 2009..... | JD Ponciano..... | 20.6 |
| 2010..... | Tavoy Moore..... | 24.1 |
| 2011..... | Daniel McSurdy..... | 19.8 |
| 2012..... | Aaron Prier..... | 23.9 |
| 2013..... | Aaron Prier..... | 24.9 |
| 2014..... | Daniel McSurdy..... | 18.7 |
| 2015..... | Hagen Graves..... | 17.5 |
| 2016..... | Jakori Ford..... | 21.2 |
| 2017..... | Kieran Yancy..... | 17.9 |
| 2018..... | Kieran Yancy..... | 18.5 |
| 2019..... | Malakai Rango..... | 27.8 |
| *2020..... | Malakai Rango..... | 18.3 |
| 2021..... | Benjamin Omayebu..... | 29.0 |
| 2022..... | Benjamin Omayebu..... | 20.6 |
| 2023..... | Chedon James..... | 25.1 |

Interceptions

| | | |
|-----------|---|----|
| 1956..... | L. Brackenbury/Bus Connor..... | 4 |
| 1957..... | Bob Steinmetz..... | 3 |
| 1958..... | Not Available | |
| 1959..... | Jim Koetter/Jim Fransen..... | 2 |
| 1960..... | Burdette Mallack Thornton/Don Gatewood..... | 2 |
| 1961..... | Jim Schneider..... | 3 |
| 1962..... | Not Available | |
| 1963..... | Al Jacobson..... | 4 |
| 1964..... | George Douglas..... | 3 |
| 1965..... | Bob Ray..... | 4 |
| 1966..... | Russ Eacker..... | 3 |
| 1967..... | Not Available | |
| 1968..... | Billy Satterfield..... | 10 |
| 1969..... | Dick Cook..... | 4 |
| 1970..... | Louie Hurst..... | 6 |
| 1971..... | Jim Jones..... | 5 |
| 1972..... | Phil Spain..... | 6 |
| 1973..... | Art Edgson..... | 4 |
| 1974..... | Rene' Garnett/Steve Kaupan..... | 4 |
| 1975..... | Ken Parks/Wade Wilker..... | 3 |
| 1976..... | Dave Benko..... | 5 |
| 1977..... | Brett Helmandollar..... | 4 |
| 1978..... | Bob Matsey/Karl Richens..... | 4 |

| | | |
|------------|--|---|
| 1979..... | Brett Helmandollar..... | 5 |
| 1980..... | Bill Snapp/John Berry..... | 3 |
| 1981..... | Willie Allen/Matt Courtney..... | 6 |
| 1982..... | Brent Koetter..... | 4 |
| 1983..... | John Berry..... | 4 |
| 1984..... | Walter Johnson/Brent Koetter..... | 6 |
| 1985..... | Walt Johnson/Jamie FitzGerald..... | 4 |
| 1986..... | Bobby Hallyc/Matt Jeffries Gerald Richardson Bob Burkhalter..... | 2 |
| 1987..... | Don Davis/Mike Calley..... | 3 |
| 1988..... | Tony Manu/Robert Justin..... | 3 |
| 1989..... | Terrell Johnson..... | 3 |
| 1990..... | Mark EchoHawk..... | 5 |
| 1991..... | Michael Key..... | 5 |
| 1992..... | Don Dwyer/Brian Bethel..... | 3 |
| 1993..... | Brian Holland Eric Alden/Mark EchoHawk..... | 2 |
| 1994..... | Josh Brown/Marcus Jackson..... | 2 |
| 1995..... | Jarmaine Johns..... | 5 |
| 1996..... | Trevor Bell..... | 7 |
| 1997..... | Trevor Bell..... | 8 |
| 1998..... | Josh Robinson..... | 2 |
| 1999..... | Josh Robinson..... | 5 |
| 2000..... | Josh Robinson..... | 6 |
| 2001..... | Josh Robinson..... | 3 |
| 2002..... | Quinton Freeman..... | 6 |
| 2003..... | Emery Beckles..... | 5 |
| 2004..... | Quinton Freeman..... | 4 |
| 2005..... | D.J. Clark..... | 3 |
| 2006..... | D.J. Clark..... | 3 |
| 2007..... | D.J. Clark..... | 4 |
| 2008..... | D.J. Clark..... | 5 |
| 2009..... | Sean Rutter/Rustin Phillips..... | 2 |
| 2010..... | Dustin Tew..... | 3 |
| 2011..... | Greg Melendez..... | 2 |
| 2012..... | Trevor Spence & Cameron Gupton..... | 1 |
| 2013..... | Mitch Beckstead..... | 3 |
| 2014..... | Mitch Beckstead..... | 4 |
| 2015..... | Three Bengals with 1 | |
| 2016..... | Joe Martin..... | 3 |
| 2017..... | Adkin Aguirre..... | 5 |
| 2018..... | Adkin Aguirre..... | 3 |
| 2019..... | Kody Graves & Oseah Trujillo..... | 2 |
| *2020..... | Josh Alford & Kennon Smith..... | 1 |
| 2021..... | Jayden Dawson..... | 2 |
| 2022..... | Charles Ike..... | 3 |
| 2023..... | | |

Fumble Recoveries

| | | |
|-----------|--|---|
| 1970..... | Dennis Shorrock/Jake Palas..... | 3 |
| 1971..... | Wally Buono/Jake Palas Larry Rodriguez Dennis Shorrock..... | 3 |
| 1972-77 | Not Available | |
| 1978..... | Jim Arbuckle Bob Matsey/Dave Walser..... | 3 |
| 1979..... | Marvin Lewis/George Semons..... | 2 |
| 1980..... | Dave Walser/John Berry Aaron Graham/Marvin Lewis..... | 2 |
| 1981..... | John Olivia..... | 4 |
| 1982..... | Dave Clark..... | 2 |
| 1983..... | Jerome Galloway/Brent Koetter/Lynn Hirschi/Steve Anderson/Gerald Richardson..... | 2 |
| 1984..... | B. Koetter/Anthony Delaney..... | 3 |
| 1985..... | Mike Calley..... | 5 |
| 1986..... | Ron Manu/Bob Burkhalter Bobby Hallyc/Rob Bunting Gary Taylor..... | 1 |
| 1987..... | Don Davis/Arthur White..... | 2 |
| 1988..... | Paul Schwenke..... | 4 |
| 1989..... | Donald Miller/Mike Marks Bruce Givens/Kirk Gerling Mark Campbell/Tom Brooks..... | 1 |
| 1990..... | Marvin Metyoer..... | 3 |
| 1991..... | Mahe Liava'a/Michael Key Herman Mitchell Clarence Reese..... | 1 |
| 1992..... | Don Dwyer/Robert Ford..... | 2 |
| 1993..... | Sean Mottishaw..... | 3 |
| 1994..... | Ike Johnson/Josh Hays Rick Brown..... | 3 |
| 1995..... | Eric Johnson..... | 3 |



YEAR BY YEAR LEADERS

| | |
|---|---|
| 1996..... Josh Hays..... | 3 |
| 1997..... Trevor Bell..... | 6 |
| 1998..... Travis Hansen..... | 2 |
| 1999..... Cantrell Hayes..... | 2 |
| 2000..... Josh Robinson/ Ben Tanuvasa..... | 2 |
| 2001..... Jared Allen/LaDerick Daniels..... | 3 |
| 2002..... Daniel Pryor..... | 2 |
| 2003..... Jared Allen/Atari Callen..... | 3 |
| 2004..... Pago Togafau..... | 3 |
| 2005..... Quinton Freeman/ Atelea Raass/ Jeff Charleston/Dustin Murray Anthony Melvin/Dane Simmons Anthony Henderson..... | 1 |
| 2006..... Terrance Calloway..... | 2 |
| 2007..... Sterling Mennear/Brad Rife Demetrius Amos/Jon Tuua..... | 2 |
| 2008..... D.J. Clark/Michael Wright..... | 2 |
| 2009..... Chris Holmesley/Dustin Tew Phil Pleasant..... | 2 |
| 2010 Basim Hudeen/Chad O'Donnell | 2 |
| 2011 Aj Storms..... | 4 |
| 2012..... Mitch Beckstead..... | 1 |
| 2013..... Three Bengals..... | 1 |
| 2014..... Mitch Beckstead..... | 3 |
| 2015..... Hayden Stout..... | 1 |
| 2016..... Three bengals with 1 | |
| 2017..... Adkin Aguirre..... | 2 |
| 2018..... C. McFarland & C Holland..... | 2 |
| 2019..... Luke Holloway..... | 2 |
| *2020..... 4 Bengals with 1 | |
| 2021..... Jayden Dawson..... | 2 |
| 2022..... Jihad Brown..... | 2 |
| 2023..... Matthew Sanchez..... | 2 |

Tackles

| | |
|--|-----|
| 1967..... Ambrose Costa..... | 93 |
| 1968..... Ambrose Costa..... | 100 |
| 1969..... Ambrose Costa..... | 124 |
| Mike Heberlein..... | 124 |
| 1970..... Ras Cattolico..... | 110 |
| 1971..... Dennis Shorrock/ Larry Rodriguez..... | 93 |
| 1972..... Phil Spain..... | 91 |
| 1973..... Joe Mattie..... | 208 |
| 1974..... Wayne Hill..... | 122 |
| 1975..... Not Available | |
| 1976..... Wayne Hill..... | 123 |
| 1977..... Ray Allred..... | 107 |
| 1978..... Neal Richardson..... | 122 |
| 1979..... Bob Matsey..... | 115 |
| 1980..... Gregg Feightner..... | 135 |
| 1981..... Lem Galeai..... | 154 |
| 1982..... Bill Snapp..... | 135 |
| 1983..... Lem Galeai..... | 122 |
| 1984..... Ron Manu..... | 122 |
| 1985..... Jamie FitzGerald..... | 92 |
| 1986..... Ron Manu..... | 103 |
| 1987..... Mike Calley..... | 165 |
| 1988..... Greg Hetrick..... | 124 |
| 1989..... Tony Manu..... | 100 |
| 1990..... Mark Campbell..... | 129 |
| 1991..... Craig Barr..... | 138 |
| 1992..... Mahe Liava'a..... | 126 |
| 1993..... Bryon Price..... | 63 |
| 1994..... Brian Getz..... | 116 |
| 1995..... Mark Fisher..... | 88 |
| 1996..... Josh Hays..... | 84 |
| 1997..... Telly Lockette..... | 92 |
| 1998..... Raven Battle..... | 73 |
| 1999..... Jason Meador..... | 100 |
| 2000..... Junior Ioane..... | 89 |
| 2001..... Bart Brooks..... | 118 |
| 2002..... Bart Brooks..... | 100 |
| 2003..... Jared Allen..... | 102 |
| 2004..... Pago Togafau..... | 122 |
| 2005..... Pago Togafau..... | 103 |
| 2006..... Pago Togafau..... | 116 |
| 2007..... Ryan Phipps..... | 116 |
| 2008..... Ryan Phipps..... | 102 |
| 2009..... A.J. Storms..... | 120 |
| 2010..... A.J. Storms..... | 63 |
| 2011..... A.J. Storms..... | 122 |
| 2012..... Trevor Spence..... | 90 |
| 2013..... Mitch Beckstead..... | 111 |
| 2014..... Mario Jenkins..... | 120 |

| | |
|-------------------------------|-----|
| 2015..... Hayden Stout..... | 113 |
| 2016..... Mario Jenkins..... | 93 |
| 2017..... Mario Jenkins..... | 111 |
| 2018..... C Holland..... | 101 |
| 2019..... Kody Graves..... | 99 |
| *2020..... Conner Wills..... | 60 |
| 2021..... Darian Green..... | 69 |
| 2022..... Charles Ike..... | 88 |
| 2023..... Calvin Pitcher..... | 87 |

Sacks

| | |
|--|------|
| 1971..... Tom Toner..... | 7.0 |
| 1972..... Joe Molale..... | 5.0 |
| 1978..... Marvin Lewis..... | 5.0 |
| Jim Arbuckle..... | 5.0 |
| 1979..... Michael Johnson..... | 7.0 |
| 1984..... Leroy Spears..... | 6.0 |
| 1985..... Earl Davis..... | 9.0 |
| 1986..... Ron Manu/Jerry Oates John Arbuckle..... | 4.0 |
| 1987..... Paul Schwenke..... | 3.0 |
| Clete Edmundson..... | 3.0 |
| 1988..... Paul Schwenke..... | 5.0 |
| 1989..... Tony Manu/Bruce Givens Mark Campbell..... | 5.0 |
| 1990..... Tobe Smith..... | 3.0 |
| 1991..... Sean Mottishaw..... | 13.0 |
| 1992..... Rod Murphy..... | 9.0 |
| 1993..... Tom Prudhomme..... | 7.5 |
| 1994..... Josh Hays..... | 16.5 |
| 1995..... Alipate Tualupe..... | 4.0 |
| 1996..... Josh Hays..... | 12.5 |
| 1997..... Michael Gary..... | 3.0 |
| 1998..... Trevor McKenna..... | 4.0 |
| 1999..... Seth Wertman..... | 5.5 |
| 2000..... Sony Galvan..... | 4.5 |
| 2001..... Jared Allen..... | 6.5 |
| 2002..... Jared Allen..... | 10.5 |
| 2003..... Jared Allen..... | 17.5 |
| 2004..... James Drake..... | 4.5 |
| 2005..... Jeff Charleston..... | 12.0 |
| 2006..... Atelea Raass..... | 3.5 |
| 2007..... Geo Simmons..... | 4.5 |
| 2008..... Ryan Phipps..... | 3.5 |
| 2009..... Jarrid Nash..... | 3.0 |
| 2010..... Sean Rutten..... | 5.0 |
| 2011..... JT Albers..... | 2.0 |
| 2012..... Trevor Spence..... | 3.0 |
| 2013..... Austin Graves..... | 5 |
| 2014..... Austin Graves..... | 9 |
| 2015..... Tyler Kuder..... | 3.5 |
| 2016..... C. Salutregui..... | 4.5 |
| 2017..... Mario Jenkins..... | 1.5 |
| 2018..... P. Moala & C. Holland..... | 2 |
| 2019..... Luke Holloway..... | 6.5 |
| *2020..... Raemo Trevio & Darian Green..... | 2 |
| 2021..... Terrance Jones..... | 2 |
| 2022..... Jake McGinnis..... | 2.5 |
| 2023..... Cortland Horton & David Rowe..... | 4 |





YEAR BY YEAR RESULTS

2023 Cody Hawkins

| | | | | |
|-------|-------------------------------|---|-------|--|
| 9/02 | at San Diego State University | L | 28-36 | |
| 9/09 | at Utah State | L | 28-78 | |
| 9/16 | University of Northern Iowa | L | 17-41 | |
| 9/23 | University of N. Colorado | W | 35-21 | |
| 9/30 | at University of Montana | L | 20-28 | |
| 10/14 | Eastern Washington | W | 42-41 | |
| 10/21 | at Portland State | W | 38-24 | |
| 10/28 | at Sacramento State | L | 16-51 | |
| 11/4 | Weber State | L | 21-33 | |
| 11/11 | UC Davis | L | 14-21 | |
| 11/18 | University of Idaho | L | 63-28 | |

2022 (1-10, 1-7) Charlie Ragle

| | | | | |
|-------|------------------------------------|---|-------|--|
| 8/27 | at UNLV | L | 21-52 | |
| 9/10 | at San Diego State University | L | 7-38 | |
| 9/17 | University of Central Arkansas | L | 16-31 | |
| 9/24 | at University of Northern Colorado | L | 14-35 | |
| 10/1 | University of Montana | L | 20-28 | |
| 10/8 | at Montana State University | L | 6-37 | |
| 10/15 | Cal Poly | W | 40-31 | |
| 10/22 | Northern Arizona University | L | 10-24 | |
| 11/5 | at UC Davis | L | 3-43 | |
| 11/12 | at Weber State University | L | 7-45 | |
| 11/19 | University of Idaho | L | 7-38 | |

2021 (1-10, 1-7) Rob Phenicie

| | | | | |
|-------|--------------------------------|---|-------|--|
| 9/4 | University of North Dakota | L | 14-35 | |
| 9/11 | at University of Nevada | L | 10-49 | |
| 9/25 | Sacramento State | L | 21-23 | |
| 10/2 | at Northern Arizona University | L | 17-48 | |
| 10/9 | UC Davis | W | 27-17 | |
| 10/16 | at Portland State University | L | 10-31 | |
| 10/23 | at Montana State University | L | 9-27 | |
| 10/30 | Weber State | L | 17-40 | |
| 11/6 | at BYU | L | 14-59 | |
| 11/13 | at Cal Poly | L | 29-32 | |
| 11/20 | University of Idaho | L | 0-14 | |

2020 (2-4, 2-4) Rob Phenicie

| | | | | |
|------|--------------------------------------|---|-------|--|
| 2/27 | No. 4 Weber State | L | 21-49 | |
| 3/6 | at Southern Utah University | W | 26-24 | |
| 3/13 | No. 13 Eastern Washington University | L | 42-46 | |
| 3/27 | No. 15 UC Davis | L | 27-31 | |
| 4/3 | No. 24 University of Idaho | W | 24-22 | |
| 4/10 | at Weber State | L | 15-21 | |

2019 (3-9, 2-6) Rob Phenicie

| | | | | |
|-------|------------------------|---|-------|--|
| 9/5 | Western Colorado | W | 38-13 | |
| 9/14 | at No. 11 Utah | L | 31-0 | |
| 9/21 | at No. 8 Northern Iowa | L | 13-6 | |
| 9/28 | Portland State | W | 51-24 | |
| 10/5 | at No. 8/9 Montana | L | 59-20 | |
| 10/12 | North Dakota | W | 55-20 | |
| 10/19 | at Idaho | L | 45-20 | |
| 10/26 | at SUU | L | 59-34 | |
| 11/2 | Northern Colorado | L | 26-20 | |
| 11/9 | Eastern Washington | L | 48-5 | |
| 11/16 | at BYU | L | 42-10 | |
| 11/23 | at No. 6/7 Weber State | L | 38-10 | |

2018 (6-5, 5-3) Rob Phenicie

| | | | | |
|-------|------------------------|---|------------|--|
| 8/31 | Western State Colorado | W | 45-10 | |
| 9/15 | at Cal | L | 45-23 | |
| 9/22 | at No. 22 North Dakota | W | 25-21 | |
| 9/29 | NAU | W | 56-42 | |
| 10/6 | Idaho | W | 62-28 | |
| 10/13 | at No. 14 UC Davis | L | 44-37 (OT) | |
| 10/20 | at Liberty | L | 48-41 | |
| 10/27 | Montana State | W | 24-17 | |
| 11/3 | at Portland State | W | 48-45 | |
| 11/10 | at Cal Poly | L | 37-14 | |
| 11/17 | No. 3 Weber State | L | 26-13 | |

2017 (4-7, 2-6) Rob Phenicie

| | | | | |
|-------|----------------------|---|-------|-------|
| 8/31 | Western Oregon | W | 38-3 | |
| 9/7 | at Utah State | L | 51-13 | |
| 9/16 | at Nevada | W | 30-28 | |
| 9/23 | at Northern Colorado | L | 43-42 | |
| 9/30 | Cal Poly | W | 38-34 | |
| 10/7 | Montana | L | 39-31 | |
| 10/14 | at Sacramento State | L | 41-21 | |
| 10/21 | Portland State | W | 59-30 | 5,942 |
| 10/28 | at Montana State | L | 28-14 | |
| 11/4 | UC Davis | L | 56-17 | 5,762 |
| 11/18 | at No. 9 Weber State | L | 35-7 | |

2016 (2-9, 1-7) Mike Kramer

| | | | | |
|-------|-----------------------------|---|-------|--|
| 9/3 | Simon Fraser | W | 47-3 | |
| 9/10 | at Colorado | L | 56-7 | |
| 9/17 | at Oregon State | L | 37-7 | |
| 9/24 | Sacramento State | W | 42-34 | |
| 10/1 | at Portland State | L | 45-20 | |
| 10/15 | at NAU | L | 52-7 | |
| 10/22 | No. 16 North Dakota | L | 28-21 | |
| 10/29 | SUU | L | 52-27 | |
| 11/5 | at No. 19 Montana | L | 62-44 | |
| 11/12 | at No. 3 Eastern Washington | L | 48-17 | |
| 11/19 | Weber State | L | 34-28 | |

2015 (2-9, 1-7) Mike Kramer

| | | | | |
|-------|--------------------------|---|------------|--|
| 9/5 | Black Hills State | W | 55-0 | |
| 9/12 | No. 24 Portland State | L | 34-14 | |
| 9/18 | at Boise State | L | 52-0 | |
| 9/26 | at UNLV | L | 80-8 | |
| 10/3 | at Cal Poly | L | 58-26 | |
| 10/10 | at No. 23 North Dakota | W | 37-31 | |
| 10/17 | No. 8 Eastern Washington | L | 45-28 | |
| 10/24 | at Sacramento State | L | 38-13 | |
| 11/7 | No. 22 Montana | L | 33-27 (OT) | |
| 11/14 | Montana State | L | 44-20 | |
| 11/21 | at Weber State | L | 35-14 | |

2014 (8-4, 6-2) Mike Kramer

| | | | | |
|-------|-----------------------------|---|-------|--|
| 8/28 | at Utah | L | 56-14 | |
| 9/6 | at Utah State | L | 40-20 | |
| 9/13 | Chadron State | W | 39-34 | |
| 9/27 | Sacramento State | W | 44-24 | |
| 10/4 | at No. 2 Eastern Washington | L | 56-53 | |
| 10/11 | Simon Fraser | W | 66-14 | |
| 10/18 | Southern Utah | W | 56-28 | |
| 10/25 | at Northern Colorado | W | 46-12 | |
| 11/1 | at Portland State | W | 31-13 | |
| 11/8 | No. 21 Cal Poly | W | 30-28 | |
| 11/15 | at No. 12 Montana State | L | 44-39 | |
| 11/22 | Weber State | W | 46-28 | |

2013 (3-9, 1-7) Mike Kramer

| | | | | |
|-------|-----------------------------|---|-------|--|
| 9/7 | Dixie State | W | 40-14 | |
| 9/14 | Western State | W | 29-3 | |
| 9/21 | at No. 17 Washington | L | 56-0 | |
| 9/28 | *at UC Davis | L | 30-13 | |
| 10/5 | *North Dakota | L | 28-25 | |
| 10/12 | *Northern Colorado | W | 40-26 | |
| 10/19 | *at No. 19 Northern Arizona | L | 39-30 | |
| 10/26 | *at SUU | L | 19-9 | |
| 11/2 | *No. 3 Eastern Washington | L | 55-34 | |
| 11/9 | *Portland State | L | 38-31 | |
| 11/16 | at BYU | L | 59-13 | |
| 11/23 | *at Weber State | L | 32-7 | |

2012 (1-10, 0-8) Mike Kramer: Team Captains- Kevin Yost, Donovan Henley, Josh Hill, Mark Clampitt

| | | | | |
|------|--------------------|---|-------|--|
| 9/1 | at Air Force | L | 49-21 | |
| 9/8 | Black Hills State | W | 38-5 | |
| 9/22 | at No. 22 Nebraska | L | 73-7 | |



YEAR BY YEAR RESULTS

| | | | |
|-------|--------------------------|---|-------|
| 9/29 | *Sacramento State | L | 54-31 |
| 10/6 | *at Portland State | L | 77-10 |
| 10/13 | *UC Davis | L | 52-45 |
| 10/20 | *at Northern Colorado | L | 52-14 |
| 10/27 | *at Montana | L | 70-24 |
| 11/3 | *No. 12 Northern Arizona | L | 50-10 |
| 11/10 | *at No. 19 Cal Poly | L | 70-14 |
| 11/17 | *Weber State | L | 40-14 |

| | | | |
|-------|----------------------|---|-------|
| 10/13 | *at Northern Arizona | L | 45-24 |
| 10/20 | *Portland State | W | 38-20 |
| 10/27 | Cal Poly | L | 48-28 |
| 11/3 | *at Weber State | L | 52-37 |
| 11/10 | *No. 3 Montana | L | 27-17 |
| 11/17 | *at Sacramento State | L | 41-30 |

2006 (2-9, 1-7) Larry Lewis Team Captains: Matt Gutierrez, Pago Togafau, James Drake

| | | | |
|-------|-----------------------|---|-------|
| 9/2 | at UNLV | L | 54-10 |
| 9/9 | Fort Lewis | W | 48-12 |
| 9/16 | at Idaho | L | 27-24 |
| 9/23 | *Northern Arizona | L | 33-27 |
| 10/7 | *at Northern Colorado | W | 41-13 |
| 10/14 | *at Portland State | L | 34-13 |
| 10/21 | *Montana State | L | 42-35 |
| 10/28 | *at No. 2 Montana | L | 23-10 |
| 11/4 | *Sacramento State | L | 22-14 |
| 11/11 | *Eastern Washington | L | 40-6 |
| 11/18 | *Weber State | L | 30-27 |

2011 (2-9, 1-7) Mike Kramer: Team Captains- Josh Hill, Braeden Clayson, A.J. Storms, Basim Hudeen

| | | | |
|-------|--------------------------|---|-------|
| 9/3 | at Washington State | L | 64-21 |
| 9/10 | Western State | W | 44-7 |
| 9/17 | *Northern Colorado | W | 50-20 |
| 9/24 | *at Northern Arizona | L | 20-3 |
| 10/1 | *Portland State | L | 42-35 |
| 10/8 | *No. 14 Montana | L | 33-0 |
| 10/15 | *at Weber State | L | 39-12 |
| 10/22 | at BYU | L | 56-3 |
| 10/29 | * at No. 4 Montana State | L | 54-13 |
| 11/12 | *at Sacramento State | L | 24-9 |
| 11/19 | *Eastern Washington | L | 45-14 |

2005 (5-6, 3-4) Larry Lewis Team Captains- Shedrack Okoebor, Pago Togafau, Jeff Charleston

| | | | |
|-------|---------------------------|---|-------|
| 9/1 | SUU | W | 38-13 |
| 9/10 | at Kentucky | L | 41-29 |
| 9/17 | Montana Western | W | 37-0 |
| 9/24 | *No. 5 Eastern Washington | W | 34-30 |
| 10/1 | *at No. 12 Montana State | L | 30-28 |
| 10/8 | *No. 4 Montana | L | 32-10 |
| 10/22 | *at Sacramento State | W | 27-17 |
| 10/29 | *at Weber State | L | 30-21 |
| 11/5 | *Portland State | W | 36-34 |
| 11/12 | *at Northern Arizona | L | 42-28 |
| 11/19 | at No. 7 Cal Poly | L | 35-10 |

2010 (1-10, 0-8) John Zamberlin: Team Captains- Russel Hill, Sean Rutten, A.J. Storms, Chris Holmesly

| | | | |
|-------|-------------------------------|---|------------|
| 9/4 | Montana Western | W | 32-3 |
| 9/11 | at Utah State | L | 38-17 |
| 9/18 | *at Northern Colorado | L | 35-21 |
| 9/25 | *Northern Arizona | L | 32-7 |
| 10/2 | *at Portland State | L | 38-3 |
| 10/9 | *at No. 12 Montana | L | 47-28 |
| 10/16 | *Weber State | L | 16-13 |
| 10/23 | * No. 13 Montana State | L | 23-20 (OT) |
| 11/6 | at Georgia | L | 55-7 |
| 11/13 | *Sacramento State | L | 45-17 |
| 11/20 | * at No. 3 Eastern Washington | L | 34-7 |

2004 (3-8, 2-5) Larry Lewis Team Captains- Mark Hetherington, Vince Caviglia, Ernie James

| | | | |
|-------|------------------------|---|------------|
| 9/4 | at San Diego State | L | 38-21 |
| 9/11 | Cal Poly | L | 35-20 |
| 9/18 | at Northern Colorado | W | 49-42 (OT) |
| 9/25 | *at Eastern Washington | L | 47-22 |
| 10/2 | *Montana State | L | 17-13 |
| 10/9 | *at Montana | L | 24-22 |
| 10/23 | *Sacramento State | W | 29-24 |
| 10/30 | *Weber State | L | 26-14 |
| 11/6 | *at Portland State | L | 42-21 |
| 11/13 | *Northern Arizona | W | 24-17 |
| 11/20 | at SUU | L | 45-31 |

2009 (1-10, 1-7) John Zamberlin Team Captains- Jaron Taylor, Sean Rutten, Clint Knickrehm

| | | | |
|-------|-----------------------------|---|-------|
| 9/5 | at Arizona State | L | 50-3 |
| 9/12 | at No. 13 Oklahoma | L | 64-0 |
| 9/19 | * at No. 13 Weber State | L | 44-17 |
| 9/26 | No. 5 Central Washington | L | 33-22 |
| 10/3 | *No. 17 Eastern Washington | L | 38-3 |
| 10/10 | *at Sacramento State | L | 38-17 |
| 10/17 | *Northern Colorado | L | 30-7 |
| 10/24 | *at No. 24 Northern Arizona | L | 40-12 |
| 10/31 | *at Montana State | L | 41-10 |
| 11/7 | *No. 2 Montana | L | 12-10 |
| 11/14 | *Portland State | W | 41-34 |

2003 (8-4, 4-3) Larry Lewis Team Captains- Lee Long, Isaac Mitchell, Josh Whitworth

| | | | |
|-------|----------------------------|---|--------------|
| 8/28 | Montana Western (Thursday) | W | 54-20 |
| 9/6 | at Boise State | L | 62-0 |
| 9/13 | Northern Colorado | W | 42-33 |
| 9/27 | *at Sacramento State | L | 47-21 |
| 10/4 | *Eastern Washington | W | 55-52 (2 OT) |
| 10/11 | *at Montana State | W | 23-17 |
| 10/18 | *Montana | W | 43-40 (2 OT) |
| 10/25 | *at Weber State | L | 38-21 |
| 11/1 | *Portland State | W | 30-20 |
| 11/8 | *at Northern Arizona | L | 46-31 |
| 11/15 | at Cal Poly | W | 38-31 |
| 11/22 | SUU | W | 36-17 |

2008 (1-10, 1-7) John Zamberlin Team Captains- Eddie Thompson, Ryan Phipps, Clint Knickrehm

| | | | |
|-------|---------------------------|---|------------|
| 8/30 | at Boise State | L | 49-7 |
| 9/6 | at Idaho | L | 42-27 |
| 9/18 | North Dakota (Thursday) | L | 38-35 |
| 9/27 | *at Eastern Washington | L | 45-31 |
| 10/4 | *Montana State | L | 33-21 |
| 10/11 | *at Northern Colorado | L | 29-9 |
| 10/18 | * No. 17 Northern Arizona | L | 52-30 |
| 10/25 | *at Portland State | L | 36-13 |
| 11/1 | at No. 3 Cal Poly | L | 49-10 |
| 11/8 | *No. 9 Weber State | L | 59-27 |
| 11/15 | *at No. 5 Montana | L | 29-10 |
| 11/22 | *Sacramento State | W | 36-33 (OT) |

2002 (8-3, 5-2) Big Sky Champions: Larry Lewis Team Captains: Doug Baughman, Bart Brooks, Eddie Johnson

| | | | |
|-------|----------------------------|---|-------|
| 8/29 | Montana Western (Thursday) | W | 48-7 |
| 9/14 | at Utah State | L | 38-33 |
| 9/21 | *at Montana | L | 13-9 |
| 9/28 | *Sacramento State | W | 32-24 |
| 10/5 | *at Eastern Washington | W | 21-14 |
| 10/12 | *Montana State | W | 18-14 |
| 10/26 | *Weber State | W | 34-0 |

2007 (3-8, 2-6) John Zamberlin Team Captains- George Yarno, Ryan Phipps, Terrance Calloway, Dan Zeidman

| | | | |
|------|----------------------------|---|-------|
| 9/8 | Southern Oregon | W | 37-11 |
| 9/15 | at Oregon State | L | 61-10 |
| 9/22 | *No. 25 Eastern Washington | L | 34-7 |
| 9/29 | *at No. 18 Montana State | L | 40-20 |
| 10/6 | *Northern Colorado | W | 26-14 |



YEAR BY YEAR RESULTS

| | | | |
|-------|--------------------|---|-------|
| 11/2 | *at Portland State | L | 27-24 |
| 11/9 | *Northern Arizona | W | 46-20 |
| 11/16 | Cal Poly | W | 24-14 |
| 11/23 | at SUU | W | 42-17 |

2001 (4-7, 1-6) Larry Lewis Team Captains: Bart Teuscher, Donell McNeal, Josh Robinson, Javier Garcia

| | | | |
|-------|------------------------|---|-------|
| 9/8 | Montana Tech | W | 40-7 |
| 9/22 | *at Sacramento State | L | 33-27 |
| 9/29 | Montana State Northern | W | 55-0 |
| 10/6 | *at Northern Arizona | L | 51-26 |
| 10/13 | *Portland State | W | 23-17 |
| 10/20 | at Utah State | L | 28-27 |
| 10/27 | *at Weber State | L | 42-17 |
| 11/3 | *Montana | L | 32-28 |
| 11/10 | *at Montana State | L | 52-13 |
| 11/17 | SUU | W | 30-23 |
| 11/24 | *Eastern Washington | L | 48-45 |

2000 (6-5, 4-4) Larry Lewis Team Captains: Matt Nighswonger, Ben Simpson, Brandon Tuia

| | | | |
|-------|--------------------------|---|------------|
| 9/9 | Montana Tech | W | 58-10 |
| 9/16 | *at Eastern Washington | L | 38-7 |
| 9/23 | *Sacramento State | W | 41-39 |
| 9/30 | *at Cal State Northridge | W | 31-30 (OT) |
| 10/7 | *Northern Arizona | W | 28-21 |
| 10/14 | *at Portland State | L | 59-24 |
| 10/21 | SUU | L | 62-24 |
| 10/28 | *Weber State | L | 16-13 |
| 11/4 | *at Montana | L | 38-21 |
| 11/11 | *Montana State | W | 58-14 |
| 11/18 | at Utah State | W | 27-24 |

1999 (4-7, 2-6) Larry Lewis Team Captains- Pete Garces, Gene Zuniga, Brandon Reed

| | | | |
|-------|--------------------------------|---|-------|
| 9/4 | Eastern Oregon | W | 54-28 |
| 9/11 | Fort Lewis | W | 42-3 |
| 9/18 | *at Weber State | L | 27-24 |
| 9/25 | *Portland State | L | 52-13 |
| 10/2 | *at Cal State Northridge | L | 41-24 |
| 10/9 | *Northern Arizona (Forfeit to) | W | 28-43 |
| 10/16 | *at Eastern Washington | L | 45-38 |
| 10/23 | at SUU | L | 63-47 |
| 10/30 | *Montana | L | 73-23 |
| 11/6 | *at Sacramento State | L | 41-24 |
| 11/13 | *Montana State | W | 29-13 |

1998 (3-8, 2-6) Tom Walsh Team Captains- Craig Joseph, Raven Battle, Pete Beecher

| | | | |
|-------|-----------------------|---|-------|
| 9/5 | at New Mexico | L | 38-9 |
| 9/19 | *Weber State | L | 6-3 |
| 9/26 | *at Portland State | W | 44-41 |
| 10/3 | at Idaho | L | 52-3 |
| 10/10 | *at Northern Arizona | L | 30-7 |
| 10/17 | *Eastern Washington | L | 44-13 |
| 10/24 | SUU | W | 50-33 |
| 10/31 | *at Montana | L | 40-13 |
| 11/7 | *Sacramento State | L | 36-13 |
| 11/14 | *at Montana State | L | 66-35 |
| 11/21 | *Cal State Northridge | W | 32-29 |

1997 (3-8, 2-6) Tom Walsh Team Captains- Telly Lockette, Trevor Bell, Gary Anderson, James Ferrell

| | | | |
|-------|--------------------------|---|-------|
| 9/6 | at Utah State | L | 41-7 |
| 9/13 | Idaho | L | 43-0 |
| 9/27 | *Montana State | L | 14-13 |
| 10/4 | *at Sacramento State | L | 23-19 |
| 10/11 | *Montana | L | 48-0 |
| 10/18 | SUU | W | 46-31 |
| 10/25 | *at Eastern Washington | L | 51-7 |
| 11/1 | *Northern Arizona | W | 41-24 |
| 11/8 | *at Cal State Northridge | L | 31-22 |
| 11/15 | *Portland State | W | 26-24 |

| | | | |
|-------|-----------------|---|------|
| 11/22 | *at Weber State | L | 26-7 |
|-------|-----------------|---|------|

1996 (4-7, 2-6) Brian McNeely Team Captains- Telly Lockette, Josh Hays, Steve Burch, Gary Anderson

| | | | |
|-------|-----------------------|---|------------|
| 8/31 | at Mississippi | L | 38-14 |
| 9/7 | Cal Poly | W | 35-32 (OT) |
| 9/21 | Western Montana | W | 47-0 |
| 9/28 | *at Montana State | L | 17-13 |
| 10/5 | *Sacramento State | W | 44-8 |
| 10/12 | *at Montana | L | 43-19 |
| 10/26 | *Eastern Washington | L | 31-17 |
| 11/2 | *at Northern Arizona | L | 50-38 (OT) |
| 11/9 | *Cal State Northridge | L | 42-40 |
| 11/16 | *at Portland State | W | 31-12 |
| 11/23 | *Weber State | L | 37-22 |

1995 (6-5, 3-4) Brian McNeely Team Captains- Josh Hays, Alipate Tualupe, Rob Wetta, Shaun Lawson

| | | | |
|-------|------------------------|---|-------|
| 9/9 | at Cal Poly | W | 28-22 |
| 9/16 | Cal State Northridge | W | 52-0 |
| 9/23 | SUU | W | 48-14 |
| 9/30 | *Idaho | W | 26-21 |
| 10/7 | *at Eastern Washington | W | 14-7 |
| 10/14 | *Montana State | L | 18-14 |
| 10/21 | *at Boise State | L | 27-17 |
| 10/28 | *Northern Arizona | L | 42-14 |
| 11/4 | *at Montana | L | 35-21 |
| 11/11 | at North Texas | L | 41-38 |
| 11/18 | *Weber State | W | 35-25 |

1994 (6-5, 4-3) Brian McNeely Team Captains: Rick Brown, Tom Prudhomme, Rommie Wheeler, Jeff Clark

| | | | |
|-------|----------------------|---|-------|
| 9/3 | Adams State | W | 54-0 |
| 9/10 | at Utah | L | 66-0 |
| 9/17 | *at Northern Arizona | L | 41-19 |
| 10/1 | *at Idaho | L | 70-21 |
| 10/8 | *at Montana State | W | 38-20 |
| 10/15 | *Boise State | W | 32-31 |
| 10/22 | *Eastern Washington | W | 21-16 |
| 10/29 | Portland State | L | 38-21 |
| 11/5 | *at Weber State | L | 40-6 |
| 11/12 | *Montana | W | 28-23 |
| 11/19 | Minnesota-Duluth | W | 29-24 |

1993 (2-9, 0-7) Brian McNeely Team Captains- Jeff Clark, Shawn Behr, Johnny Flowers, Kevin Kempf

| | | | |
|-------|----------------------------------|---|-------|
| 9/4 | Chadron State (forfeited by ISU) | W | 52-3 |
| 9/11 | at Portland State | L | 21-7 |
| 9/18 | *at Montana | L | 28-16 |
| 9/25 | *Northern Arizona | L | 32-15 |
| 10/2 | Mesa State (forfeited by ISU) | W | 59-10 |
| 10/9 | *Idaho | L | 56-27 |
| 10/16 | *Montana State | L | 25-24 |
| 10/23 | *at Boise State | L | 34-27 |
| 10/30 | *at Eastern Washington | L | 38-7 |
| 11/6 | at New Mexico | L | 39-13 |
| 11/13 | *Weber State | L | 21-17 |

1992 (3-8, 1-6) Brian McNeely Team Captains- Mahe Liava'a, Sylvester Jones, Pete Molino, Ted Oparnico, Robert Ford, Aaron Eleazar

| | | | |
|-------|----------------------|---|-------|
| 9/5 | Mesa State | W | 52-17 |
| 9/12 | *Boise State | W | 24-20 |
| 9/19 | at Northern Iowa | L | 49-11 |
| 9/26 | *at Northern Arizona | L | 27-12 |
| 10/3 | Central Washington | W | 38-26 |
| 10/10 | *at Idaho | L | 49-18 |
| 10/17 | *at Montana State | L | 14-7 |
| 10/24 | *at Weber State | L | 27-11 |
| 10/31 | *Eastern Washington | L | 37-11 |
| 11/14 | SUU | L | 29-28 |
| 11/21 | *Montana | L | 21-14 |

1991 (3-7-1, 2-6) Garth Hall Team Captains- Trevor Cavanaugh, Reed Payne, Steve Boyenger, Jack Horton



YEAR BY YEAR RESULTS

| | | | | | |
|-------|------------------------|---|-------|--|--|
| 9/7 | Mesa State | W | 38-7 | | |
| 9/14 | at Kansas State | L | 41-7 | | |
| 9/28 | *at Montana | L | 24-13 | | |
| 10/5 | *Northern Arizona | W | 45-14 | | |
| 10/12 | *at Nevada | L | 41-20 | | |
| 10/19 | *Idaho | L | 46-21 | | |
| 10/26 | *Montana State | L | 16-7 | | |
| 11/2 | *at Boise State | L | 38-16 | | |
| 11/9 | *at Eastern Washington | W | 43-36 | | |
| 11/16 | at SUU | T | 35-35 | | |
| 11/23 | *Weber State | L | 60-41 | | |

1990 (3-8, 1-7) Garth Hall Team Captains- Selected Game by Game

| | | | | | |
|-------|----------------------|---|--------------|--|--|
| 9/8 | SUU | W | 37-12 | | |
| 9/15 | *at Weber State | L | 45-38 (2 OT) | | |
| 9/22 | Northern Iowa | L | 44-10 | | |
| 9/29 | *at Northern Arizona | L | 35-32 | | |
| 10/6 | *Nevada | L | 17-10 | | |
| 10/13 | *at Idaho | L | 41-20 | | |
| 10/20 | *at Montana State | W | 23-19 | | |
| 10/27 | *Boise State | L | 44-16 | | |
| 11/3 | *Eastern Washington | L | 33-26 (OT) | | |
| 11/10 | Mesa State | W | 30-27 | | |
| 11/17 | *Montana | L | 42-23 | | |

1989 (3-7, 2-6) Garth Hall Team Captains- Selected Game by Game

| | | | | | |
|-------|---|---|-------|--|--|
| 9/9 | at Northern Colorado (forfeited to ISU) | L | 19-17 | | |
| 9/16 | SUU | W | 37-34 | | |
| 9/23 | *at Nevada | L | 39-10 | | |
| 9/30 | *Montana State | W | 23-21 | | |
| 10/7 | *at Boise State | L | 20-7 | | |
| 10/14 | *at Eastern Washington | L | 45-26 | | |
| 10/28 | *Northern Arizona | W | 24-20 | | |
| 11/4 | *Idaho | L | 47-31 | | |
| 11/11 | *at Montana | L | 35-21 | | |
| 11/18 | *Weber State | L | 45-35 | | |

1988 (0-11, 0-8) Garth Hall Team Captains- Joe Henderson, Tony Many, Jason Whitmer, Paul Schwenke

| | | | | | |
|-------|----------------------|---|-------|--|--|
| 9/10 | at Utah | L | 41-16 | | |
| 9/17 | *Montana | L | 34-7 | | |
| 9/24 | Cal State Northridge | L | 34-23 | | |
| 10/1 | *at Montana State | L | 45-37 | | |
| 10/8 | *at Weber State | L | 34-13 | | |
| 10/15 | at Oregon | L | 52-7 | | |
| 10/22 | *at Northern Arizona | L | 27-7 | | |
| 10/29 | *Eastern Washington | L | 35-3 | | |
| 11/5 | *Boise State | L | 31-10 | | |
| 11/12 | *at Idaho | L | 41-7 | | |
| 11/19 | *Nevada | L | 50-13 | | |

1987 (3-7-1, 3-5) Jim Koetter Team Captains- Mike Calley, Clete Edmunson, Don Davis, Corky Federico, Gino Mariani

| | | | | | |
|-------|------------------------|---|-------|--|--|
| 9/12 | Texas A&I | L | 52-51 | | |
| 9/19 | *at Eastern Washington | L | 44-14 | | |
| 9/26 | at Utah | L | 51-16 | | |
| 10/3 | *Idaho | W | 30-21 | | |
| 10/10 | Portland State | T | 24-24 | | |
| 10/17 | *Northern Arizona | L | 32-23 | | |
| 10/24 | *at Boise State | W | 35-32 | | |
| 10/31 | *at Nevada | L | 40-19 | | |
| 11/7 | *at Montana | L | 63-0 | | |
| 11/14 | *Montana State | W | 52-3 | | |
| 11/21 | *Weber State | L | 53-37 | | |

1986 (2-9, 1-7) Jim Koetter Team Captains- John Arbuckle, Chuck Hendrix, Merril Hoge, Bill Lasley, Ron Manu, Gino Mariani

| | | | | | |
|-------|------------------------|---|-------|--|--|
| 9/6 | Chico State | W | 43-17 | | |
| 9/13 | at Cal State Fullerton | L | 35-25 | | |
| 9/20 | *Montana State | L | 50-27 | | |
| 9/27 | *Boise State | W | 25-6 | | |
| 10/4 | *at Idaho | L | 38-26 | | |
| 10/11 | Eastern Washington | L | 34-7 | | |
| 10/18 | *at Montana | L | 38-31 | | |
| 10/25 | *at Weber State | L | 63-33 | | |

| | | | | | |
|-------|----------------------|---|-------|--|--|
| 11/1 | *Nevada | L | 44-14 | | |
| 11/8 | *at Northern Arizona | L | 31-17 | | |
| 11/15 | *Montana | L | 57-13 | | |

1985 (5-6, 3-4) Jim Koetter Team Captains- Vern Harris, Merril Hoge, Kevin Hudgens, Ron Manu

| | | | | | |
|-------|--------------------|---|-------|--|--|
| 9/7 | Northern Colorado | W | 44-17 | | |
| 9/14 | at Portland State | W | 23-10 | | |
| 9/21 | at SW Louisiana | L | 31-30 | | |
| 10/5 | *Northern Arizona | W | 34-3 | | |
| 10/12 | *at Montana | L | 35-29 | | |
| 10/19 | *Montana State | W | 50-9 | | |
| 10/26 | *Idaho | W | 38-37 | | |
| 11/2 | *at Boise State | L | 29-15 | | |
| 11/9 | *at Nevada | L | 42-14 | | |
| 11/16 | *Weber State | L | 46-45 | | |
| 11/23 | Eastern Washington | L | 42-21 | | |

343-301

1984 (5-6, 4-3) Jim Koetter Team Captains- Vern Harris, Todd Price, Steve Anderson, John Berry

| | | | | | |
|-------|----------------------------|---|-------|--|--|
| 9/8 | at UTEP | L | 16-14 | | |
| 9/15 | Chico State | W | 47-23 | | |
| 9/22 | *Montana | W | 43-3 | | |
| 9/29 | *at Montana State | W | 22-6 | | |
| 10/6 | *Boise State | L | 26-23 | | |
| 10/13 | at UNLV (forfeited to ISU) | L | 33-20 | | |
| 10/20 | *at Northern Arizona | W | 29-15 | | |
| 10/27 | Eastern Washington | L | 41-23 | | |
| 11/3 | *at Weber State | W | 26-22 | | |
| 11/10 | *at Idaho | L | 45-42 | | |
| 11/17 | *Nevada | L | 29-27 | | |

1983 (8-4, 5-2) Jim Koetter Team Captains- Paul Peterson, Ken O'Neal, Carl Qualls, Steve Anderson

| | | | | | |
|-------|----------------------------|---|-------|--|--|
| 9/10 | at UTEP | W | 12-10 | | |
| 9/17 | at Eastern Washington | W | 20-13 | | |
| 9/24 | *Idaho | W | 41-31 | | |
| 10/1 | *at Nevada | L | 37-16 | | |
| 10/8 | *Montana State | W | 26-3 | | |
| 10/15 | *Northern Arizona | W | 42-24 | | |
| 10/22 | at Cal Poly | L | 44-37 | | |
| 10/29 | Cal State Fullerton | W | 43-10 | | |
| 11/5 | *at Boise State | L | 32-20 | | |
| 11/12 | *Weber State | W | 38-32 | | |
| 11/19 | *at Montana | W | 31-17 | | |
| 11/23 | Nevada (NCAA Playoff Game) | L | 27-20 | | |

1982 (3-8, 1-6) Dave Kragthorpe Team Captains- Ken Bacon, Paul Peterson, Bill Snapp, Chuck Weifels

| | | | | | |
|-------|----------------------|---|--------------|--|--|
| 9/11 | at Drake | W | 41-21 | | |
| 9/18 | Portland State | W | 38-14 | | |
| 9/25 | Cal Poly | L | 15-13 | | |
| 10/2 | *at Montana State | L | 30-27 (3 OT) | | |
| 10/9 | at Utah State | L | 30-3 | | |
| 10/16 | *at Northern Arizona | L | 18-16 | | |
| 10/23 | *Montana | W | 28-14 | | |
| 10/30 | *at Weber State | L | 26-7 | | |
| 11/6 | *Idaho | L | 20-17 | | |
| 11/13 | *Nevada | L | 24-14 | | |
| 11/20 | *Boise State | L | 27-24 | | |

1981 (12-1, 6-1) Dave Kragthorpe Team Captains- Mike Machurek, Rod Childs, Dave Walsler, John Naut, Case deBruijn National Champions

Big Sky Conference Champions

| | | | | | |
|-------|--------------------|---|--------------|--|--|
| 9/12 | Eastern Washington | W | 34-10 | | |
| 9/19 | *at Boise State | W | 21-10 | | |
| 9/26 | *Nevada | W | 23-7 | | |
| 10/3 | *Northern Arizona | W | 31-6 | | |
| 10/10 | at Portland State | W | 28-9 | | |
| 10/17 | *at Montana | L | 24-21 | | |
| 10/31 | *at Idaho | W | 24-14 | | |
| 11/7 | *at Montana State | W | 31-3 | | |
| 11/14 | Utah State | W | 50-24 | | |
| 11/21 | *Weber State | W | 33-30 (3 OT) | | |



YEAR BY YEAR RESULTS

12/5 Rhode Island (NCAA Playoff Game) W 51-0
 12/12 South Carolina State (NCAA Playoff Game) W 41-12
 12/19 vs. Eastern Kentucky (NCAA Title Game) W 34-23

1980 (6-5, 4-4) Dave Kragthorpe Team Captains- Mike Machurek, Gregg Feightner, Marvin Lewis, Bob Matsey, Jim Lane

9/13 at Utah State L 14-7
 9/20 *at Weber State L 21-17
 9/27 Portland State W 59-33
 10/4 *at Northern Arizona L 38-13
 10/11 *at Montana State L 21-7
 10/18 *Montana W 17-0
 10/25 Western Montana W 41-0
 11/1 *at Nevada W 30-26
 11/8 *at Idaho W 28-21
 11/15 *Weber State W 46-5
 11/22 *Boise State L 22-13

1979 (0-11, 0-7) Bud Hake Team Captain- Greg Smith

9/8 *at Nevada L 24-7
 9/15 Northern Colorado L 23-0
 9/22 *Montana State L 31-14
 9/29 *Northern Arizona L 6-3
 10/6 *Idaho L 28-23
 10/13 *at Montana L 28-24
 10/20 *at Boise State L 44-0
 11/3 *Weber State L 14-10
 11/10 at Portland State L 44-14
 11/17 Cal State Fullerton L 42-7
 11/24 at Texas Arlington L 48-0

1978 (2-8, 0-6) Bud Hake Team Captain- Neal Richardson

9/3 vs. Utah State (Osaka, Japan) L 10-0
 9/9 at Utah L 56-0
 9/16 *at Northern Arizona L 34-14
 9/23 Portland State W 27-13
 10/7 at Northern Colorado W 9-7
 10/14 *at Montana State L 23-12
 10/21 *Montana L 28-7
 10/28 *Boise State L 16-14
 11/4 *at Weber State L 34-12
 11/11 *at Idaho No Contest
 11/18 Nevada L 37-0

1977 (3-8, 2-4) Bud Hake Team Captain- Joe Moreino

9/10 *Northern Arizona L 28-7
 9/17 at Nevada L 35-0
 9/24 Eastern Montana W 47-15
 10/1 at Portland State L 47-0
 10/8 *at Idaho W 34-14
 10/15 *Montana State L 31-0
 10/22 *at Montana L 17-15
 10/29 at Fresno State L 28-7
 11/5 *at Boise State L 31-7
 11/12 *Weber State W 21-18
 11/19 Utah State L 35-7

1976 (1-9, 0-6) Joe Pascale Team Captains- Rick Scribner, Wayne Hill

9/11 *at Northern Arizona L 34-7
 9/18 Cal Poly L 29-17
 9/25 Nevada W 26-22
 10/2 at UNLV L 31-17
 10/9 Portland State L 26-14
 10/16 *at Montana State L 28-7
 10/23 *at Weber State L 34-7
 10/30 *Idaho L 6-3
 11/6 *at Montana L 21-17
 11/13 *Boise State L 37-0

1975 (7-3, 4-2) Bob Griffin Team Captains- Rick Noel, Rich Rodgers

9/13 at Wyoming W 16-3
 9/20 UNLV W 15-7
 9/27 *at Idaho W 29-15
 10/4 *Northern Arizona W 17-7

10/11 *at Montana W 10-7
 10/18 *Montana State L 19-7
 10/25 *Weber State W 20-3
 11/1 at Nevada W 28-3
 11/8 at Cal Poly L 65-14
 11/15 *Boise State L 20-17

1974 (5-5, 2-4) Bob Griffin Team Captains- Tom Hofmann, Pal Sartori

9/21 Nevada W 13-7
 9/28 *at Northern Arizona L 20-15
 10/5 *Idaho L 28-9
 10/12 *at Boise State L 61-3
 10/19 *at Montana State L 14-0
 10/26 *at Weber State W 10-8
 11/2 Portland State W 24-16
 11/9 *Montana W 25-22
 11/16 Cal Poly W 12-7
 11/23 at UNLV L 31-7

1973 (2-9, 0-6) Bob Griffin Team Captains- Tony Ramonas, Ben Tyler

9/8 *at Montana State L 42-7
 9/15 Cal Hayward W 21-7
 9/22 at Cal Poly L 20-10
 9/29 at Nevada L 38-14
 10/6 *Montana State L 43-21
 10/13 *at Montana L 19-14
 10/27 *at Weber State L 28-23
 11/3 at Portland State W 21-13
 11/11 *Boise State L 21-17
 11/17 *at Idaho L 43-0
 11/22 *Northern Arizona (Thursday) L 35-7

1972 (7-3, 4-1) Bob Griffin Team Captains- Tom Toner, Andy Barron

9/9 at Wyoming L 30-14
 9/16 South Dakota L 35-7
 9/30 Portland State W 51-6
 10/7 @ Eastern Michigan W 21-14
 10/14 *Montana W 14-7
 10/21 *Idaho W 35-7
 10/28 *at Montana State W 20-16
 11/4 *at Weber State W 49-7
 11/11 *at Boise State L 31-28
 11/18 Drake W 24-21

1971 (6-4, 2-3) Ed Cavanaugh Team Captains- Selected Game by Game

9/18 at South Dakota W 10-6
 9/25 Cal State Los Angeles W 19-6
 10/2 Eastern Michigan L 23-22
 10/9 *at Idaho L 40-3
 10/16 *at Montana L 45-35
 10/23 *Montana State W 38-36
 10/30 Nevada W 27-0
 11/6 at Portland State W 37-0
 11/13 *Boise State W 21-17
 11/20 *Weber State L 28-21

1970 (5-5, 3-2) Ed Cavanaugh Team Captains- Steve Manelkow, Jerry Dunne, Tyrone Watley, Larry Chandler

9/12 at Drake L 39-10
 9/19 at Tulsa L 38-13
 9/26 UNLV (First Game in Holt Arena) W 64-34
 10/3 *Idaho W 35-14
 10/10 *at Montana State W 24-21
 10/17 *Montana L 35-34
 10/24 *at Weber State W 30-14
 10/31 *Boise State L 24-3
 11/7 Portland State W 37-6
 11/14 at Tampa L 68-7

1969 (5-5, 2-2) Ed Cavanaugh Team Captains- Joe Clark, Joe McGrath, Ambrose Costa

9/20 Parsons W 48-6
 9/27 *at Idaho W 47-42
 10/4 Nebraska-Omaha W 46-7





YEAR BY YEAR RESULTS

| | | | |
|-------|-------------------|---|-------|
| 10/11 | *Montana State | W | 20-7 |
| 10/18 | *at Montana | L | 46-36 |
| 10/25 | *Weber State | L | 28-25 |
| 11/1 | at Portland State | W | 46-23 |
| 11/8 | at UNLV | L | 35-31 |
| 11/15 | at Boise State | L | 35-27 |
| 11/22 | Drake | L | 58-30 |

1968 (4-5, 1-3) Ed Cavanaugh Team Captains- Larry Bender, Steve Millard

| | | | |
|-------|-----------------------|---|-------|
| 9/14 | Portland State | W | 52-30 |
| 9/21 | at Fresno State | W | 38-23 |
| 9/28 | *Idaho | L | 35-15 |
| 10/12 | *at Montana State | L | 31-14 |
| 10/19 | *Montana | W | 23-13 |
| 10/26 | *at Weber State | L | 23-16 |
| 11/2 | at Boise State | L | 27-20 |
| 11/9 | at South Dakota State | L | 41-22 |
| 11/16 | at Nebraska Omaha | W | 16-13 |

1967 (1-9, 0-4) Leo McLillip Team Captains- Dave Muniz, Otis Thomas

| | | | |
|-------|------------------------------|---|-------|
| 9/16 | at New Mexico | L | 21-3 |
| 9/23 | South Dakota | L | 24-22 |
| 9/30 | *Idaho | L | 16-6 |
| 10/7 | at Tulsa | L | 58-0 |
| 10/14 | *Montana State | L | 24-7 |
| 10/21 | *at Montana | L | 20-0 |
| 10/28 | *Weber State | L | 19-0 |
| 11/4 | at Hawai'i | L | 21-6 |
| 11/11 | at Parsons | L | 24-0 |
| 11/23 | at Portland State (Thursday) | L | 24-0 |
| W | 22-21 | | |

1966 (3-6, 1-3) Leo McKillip Team Captains- John McCarthy, Bob Upshaw

| | | | |
|-------|------------------------------|---|-------|
| 9/17 | Nebraska-Omaha | W | 28-20 |
| 9/24 | at North Dakota | L | 41-0 |
| 10/1 | Northern Arizona | L | 14-13 |
| 10/8 | *Idaho | L | 27-20 |
| 10/15 | *at Montana State | L | 49-0 |
| 10/22 | *Montana | W | 17-14 |
| 10/29 | *at Weber State | L | 16-7 |
| 11/12 | at Parsons | L | 13-8 |
| 11/24 | at Portland State (Thursday) | W | 12-7 |

1965 (3-5-1) Babe Caccia Team Captains- Al Jacobson, George Douglas

| | | | |
|-------|---------------------|---|-------|
| 9/18 | at Nebraska Omaha | L | 26-14 |
| 9/25 | College of Idaho | W | 48-7 |
| 10/2 | *at Montana | L | 16-0 |
| 10/9 | at Northern Arizona | T | 0-0 |
| 10/16 | *Montana State | W | 14-0 |
| 10/23 | *Weber State | L | 28-17 |
| 10/30 | Portland State | W | 27-7 |
| 11/6 | North Dakota | L | 27-0 |
| 11/13 | *at Idaho | L | 15-7 |

1964 (6-3, 3-1) Babe Caccia Team Captains- Rod Hohnhorst, Carl Humphrey

| | | | |
|-------|---------------------|---|-------|
| 9/19 | Nebraska Omaha | W | 30-0 |
| 9/26 | at College of Idaho | W | 47-7 |
| 10/3 | Northern Arizona | L | 28-21 |
| 10/10 | Fresno State | W | 20-12 |
| 10/24 | *at Montana State | L | 20-0 |
| 10/31 | *at Weber State | W | 31-0 |
| 11/7 | *Montana | W | 14-7 |
| 11/14 | North Dakota State | L | 28-21 |
| 11/21 | at Cal Poly W | | 20-0 |

1963-Present
Idaho State University
First Year in the Big Sky Conference

Big Sky Conference Champions
1963 (5-3, 3-1) Babe Caccia Team Captains- Gary Aizawa, Ben Sanford, Nick Yorges

| | | | |
|------|---------------------|---|-------|
| 9/21 | Nevada | W | 36-19 |
| 9/28 | at Nebraska Omaha | L | 19-6 |
| 10/5 | at Northern Arizona | W | 13-2 |

| | | | |
|-------|------------------|---|-------|
| 10/12 | *at Montana | W | 14-13 |
| 10/26 | *Montana State | W | 19-15 |
| 11/2 | at Drake | L | 15-12 |
| 11/9 | *Weber State | W | 36-26 |
| 11/16 | Idaho | L | 14-0 |
| 11/23 | at Wichita State | | |

(Cancelled due to JFK Assassination)

1962 (3-6) Babe Caccia Team Captains- Roger Cross, Bill Jencks

| | | | |
|-------|-------------------|---|-------|
| 9/22 | at Colorado Mines | W | 30-0 |
| 9/29 | at Idaho | L | 9-6 |
| 10/6 | Northern Arizona | L | 35-26 |
| 10/13 | at Montana State | L | 30-14 |
| 10/20 | at Weber State | W | 42-20 |
| 10/27 | Montana | L | 22-15 |
| 11/3 | Drake | W | 33-14 |
| 11/10 | at Western State | L | 17-16 |
| 11/17 | at Nevada | L | 14-7 |

1961 (5-2-1) Babe Caccia Team Captains- Bert Owens, Jerry Mahoney

| | | | |
|-------|-------------------------|---|-------|
| 9/23 | Hamilton Air Force Base | T | 12-12 |
| 9/30 | Colorado Mines | W | 50-6 |
| 10/7 | Western State | W | 22-10 |
| 10/14 | at Northern Arizona | W | 27-0 |
| 10/21 | at Drake | W | 12-11 |
| 10/28 | Montana State | W | 14-12 |
| 11/4 | at Northern Colorado | L | 27-22 |
| 11/11 | at San Diego Marines | L | 28-6 |

1960 (6-2, 3-1) Babe Caccia Team Captains- Blaine Jones, Chuck Maraldo

| | | | |
|-------|---------------------|---|-------|
| 9/24 | Northern Arizona | W | 30-16 |
| 10/1 | *at Western State | W | 46-21 |
| 10/8 | Nebraska Omaha | W | 44-6 |
| 10/15 | at Montana State | L | 14-9 |
| 10/22 | *Colorado College | W | 77-8 |
| 10/29 | *at Colorado Mines | L | 7-0 |
| 11/5 | *Northern Colorado | W | 14-7 |
| 11/19 | at College of Idaho | W | 33-13 |

Rocky Mountain Champions
1959 (6-2, 4-0) Babe Caccia Team Captains- Paul Tripp, Ray Konczos

| | | | |
|-------|------------------------|---|-------|
| 9/19 | Northern Arizona | L | 16-7 |
| 9/26 | Hawai'i | L | 14-8 |
| 10/3 | *Western State | W | 32-7 |
| 10/10 | at Nebraska Omaha | W | 33-0 |
| 10/17 | *Montana State | W | 6-0 |
| 10/24 | *at Colorado College | W | 14-8 |
| 10/31 | College of Idaho | W | 28-21 |
| 11/7 | * at Northern Colorado | W | 32-13 |

1958 (4-5, 3-3) Babe Caccia Team Captains- Dee Pankratz, Ed Peterson

| | | | |
|-------|--------------------------|---|-------|
| 9/20 | Eastern Washington | W | 30-7 |
| 10/4 | *at Western State | W | 7-0 |
| 10/11 | *Adams State | W | 26-0 |
| 10/18 | *at Montana State | L | 17-6 |
| 10/25 | *Colorado College | L | 8-7 |
| 10/31 | *Colorado Mines (Friday) | L | 23-14 |
| 11/8 | *Northern Colorado | W | 14-6 |
| 11/23 | at San Diego (Sunday) | L | 24-0 |
| 11/29 | at Hawai'i | L | 40-19 |

Rocky Mountain Champions
1957 (9-0, 6-0) Babe Caccia Team Captains- Jim Wagstaff, Ken Peterson

| | | | |
|-------|-----------------------|---|-------|
| 9/21 | Hastings | W | 22-0 |
| 9/28 | at Nevada | W | 40-6 |
| 10/5 | *Western State | W | 41-13 |
| 10/19 | *Montana State | W | 26-13 |
| 10/26 | *at Colorado College | W | 34-7 |
| 11/2 | *Colorado Mines | W | 34-7 |
| 11/9 | *at Northern Colorado | W | 7-6 |
| 11/16 | *at Adams State | W | 42-12 |
| 11/23 | College of Idaho | W | 34-21 |

1956 (6-3, 3-2) Babe Caccia Team Captains- Al Stephenson, Art Bushnell



YEAR BY YEAR RESULTS

| | | | |
|-------|--------------------|---|-------|
| 9/22 | Nevada | W | 20-6 |
| 9/29 | U.S. Naval T.C. | W | 19-12 |
| 10/6 | *at Western State | L | 14-13 |
| 10/13 | Nebraska Omaha | L | 9-0 |
| 10/20 | *at Montana State | L | 26-6 |
| 10/27 | *Colorado College | W | 32-0 |
| 11/3 | *at Colorado Mines | W | 27-6 |
| 11/10 | *Northern Colorado | W | 20-7 |
| 11/17 | at Air Force | W | 13-7 |

Rocky Mountain Champions

1955 (8-1, 5-0) Babe Caccia Team Captains- Larry Kent, Howard Green

| | | | |
|-------|--------------------------------|---|-------|
| 9/17 | Pepperdine | W | 9-0 |
| 9/24 | *Colorado College | W | 27-0 |
| 10/1 | at Montana State | W | 28-14 |
| 10/7 | *at Northern Colorado (Friday) | W | 19-0 |
| 10/15 | *Western State | W | 14-6 |
| 10/21 | College of Idaho (Friday) | W | 20-19 |
| 10/29 | *Montana State | W | 20-0 |
| 11/5 | *Colorado Mines | W | 28-13 |
| 11/11 | at Nebraska Omaha (Friday) | L | 18-7 |

1954 (4-4, 3-2) Babe Caccia Team Captains- Bill Fuger, John Curran

| | | | |
|-------|-----------------------------|---|-------|
| 9/18 | College of Idaho | L | 26-20 |
| 9/25 | *at Colorado College | W | 28-6 |
| 10/2 | *Montana State | L | 39-20 |
| 10/9 | *Northern Colorado | W | 28-13 |
| 10/14 | *at Western State | L | 35-7 |
| 10/30 | at Montana State | L | 22-13 |
| 11/6 | *at Colorado Mines | W | 22-14 |
| 11/11 | Northern Arizona (Thursday) | W | 46-7 |

Rocky Mountain Champions

1953 (6-2, 5-0) Babe Caccia Team Captains- Nolan Ford, Vernon Ravsten

| | | | |
|-------|--------------------------------|---|-------|
| 9/19 | Eastern Washington | L | 14-6 |
| 10/3 | *Colorado College | W | 27-20 |
| 10/10 | *Colorado Mines | W | 33-20 |
| 10/16 | *at Northern Colorado (Friday) | W | 10-7 |
| 10/24 | at College of Idaho | L | 46-9 |
| 10/31 | *at Montana State | W | 13-0 |
| 11/7 | *Western State | W | 33-20 |
| 11/14 | at Nevada | W | 34-13 |

Rocky Mountain Champions

1952 (8-0, 5-0) Babe Caccia Team Captains- Chet Lee, Lamont Jones

| | | | |
|-------|----------------------|---|-------|
| 9/20 | College of Idaho | W | 20-7 |
| 9/27 | *Western State | W | 40-0 |
| 10/4 | *at Colorado College | W | 17-6 |
| 10/11 | *Northern Colorado | W | 46-16 |
| 10/18 | Nevada | W | 33-13 |
| 10/25 | *at Colorado Mines | W | 21-13 |
| 11/1 | *Montana State | W | 35-12 |
| 11/8 | at Lewis & Clark | W | 21-18 |

1951 (5-4, 3-2) John Vesser Team Captains- Ed Smira, Ronald Anderson

| | | | |
|-------|--------------------------|---|-------|
| 9/14 | at BYU | L | 27-7 |
| 9/22 | *Colorado Mines (Sunday) | L | 14-12 |
| 10/6 | *at Montana State | W | 19-6 |
| 10/13 | *Colorado College | W | 20-12 |
| 10/19 | *at Northern Colorado | W | 12-6 |
| 10/27 | Northern Arizona | W | 34-20 |
| 11/3 | *at Western State | L | 40-25 |
| 11/10 | Lewis & Clark | L | 40-2 |
| 11/17 | College of Idaho | W | 26-21 |

1950 (4-4, 4-1) John Vesser Captains- Ed Smira, Ronald Anderson

| | | | |
|-------|------------------------------|---|-------|
| 9/16 | BYU | L | 14-13 |
| 9/23 | *at Colorado Mines | W | 19-7 |
| 9/30 | *Western State | W | 53-13 |
| 10/20 | at UC Santa Barbara (Friday) | L | 12-0 |
| 10/28 | *Northern Colorado | L | 20-18 |
| 11/4 | *Montana State | W | 39-13 |
| 11/11 | *at Colorado College | W | 20-7 |

| | | | |
|---|------------------|-------|--------|
| 11/18 | College of Idaho | W | 31-7 |
| 198-93 | | | |
| 1949 (6-2-1) John Vesser Captains- Gordon Hall, Jim Blake | | | |
| Wyoming | L | 58-13 | |
| at College of Idaho | W | 14-6 | |
| Colorado College | W | 28-6 | |
| at Northern Colorado | W | 41-6 | |
| Southern Idaho College of Education | | | W 40-0 |
| at Montana State | L | 19-14 | |
| at Western State | W | 25-0 | |
| Colorado Mines | T | 27-27 | |
| at Chadron State | W | 20-2 | |
| 222-124 | | | |

1948 (6-1-1) John Vesser Team Captains- Sam Maynard, Pete Richardson

| | | | |
|-------------------------------------|---|-------|---------|
| Western State | W | 25-0 | |
| at Colorado Mines | W | 13-12 | |
| at Colorado College | T | 13-13 | |
| at Wyoming | L | 40-13 | |
| Northern Colorado | W | 28-6 | |
| Montana State | W | 20-14 | |
| at North Idaho College of Education | | | W 33-7 |
| at South Idaho College of Education | | | W 14-13 |

1947-62 Known as Idaho State College

| | | | |
|--|---|-------|--|
| 1947 (3-5-1) John Vesser Team Captain- Ted Krein | | | |
| at Weber Junior College | L | 20-14 | |
| South Idaho College of Education | T | 20-20 | |
| Hawaiian All-Stars | L | 14-12 | |
| at Western State | W | 19-9 | |
| at Montana State | L | 34-12 | |
| College of Idaho | L | 27-19 | |
| Eastern Washington | L | 13-0 | |
| North Idaho College of Education | W | 45-0 | |
| Colorado Mines | W | 25-0 | |

1946 (4-3-1) John Vesser Team Captain- Leno Seppi

| | | | |
|------------------|---|-------|--|
| at Utah State | L | 47-0 | |
| Carlsbad JC | W | 19-18 | |
| at Compton JC | L | 37-0 | |
| Boise JC | W | 6-0 | |
| Weber JC | L | 20-12 | |
| at Albion Normal | W | 6-0 | |
| College of Idaho | W | 26-18 | |
| Western State | T | 6-6 | |

1945 No Football World War II

1944 (4-5) John Vesser Team Captains None

| | | | |
|---------------------|---|-------|--|
| Second Air Force | L | 45-0 | |
| Pocatello Marines | W | 27-0 | |
| at Utah | L | 24-0 | |
| at Fort Warren | L | 66-0 | |
| Utah | L | 38-12 | |
| at Edmonton Army AB | W | 7-6 | |
| at Utah State | L | 8-7 | |
| Pocatello Marines | W | 34-6 | |
| at Edmonton Army AB | W | 7-6 | |

1943 No Football World War II

1942 (4-2) John Vesser Team Captain- Rex Wells

| | | | |
|---------------------|---|-------|--|
| at Weber JC | W | 13-0 | |
| Logan Marines | W | 27-0 | |
| College of Idaho | W | 6-0 | |
| Compton JC | W | 7-0 | |
| at Colorado College | L | 21-7 | |
| at Fort Douglas | L | 39-17 | |

1941 (5-1-2) John Vesser Team Captain- Sale Dykman

| | | | |
|-------------------|---|------|--|
| at Nebraska Omaha | T | 0-0 | |
| at Western State | W | 13-6 | |
| College of Idaho | L | 14-6 | |
| at Boise JCW | W | 34-0 | |



YEAR BY YEAR RESULTS

Albion Normal W 20-13
 Weber JC W 39-7
 Montana State T 13-13
 Chaffee JC W 13-0

1940 (3-5) Guy Wicks Team Cptain- Jim Erley
 Western State W 7-0
 at Northern Colorado L 21-7
 at Nevada L 62-0
 at College of Idaho W 19-13
 Albion Normal W 31-26
 at Weebr JC L 21-19
 Montana State L 15-7
 at Compton JC L 21-7

1939 (5-2) Guy Wicks Team Captain- Woody Lundberg
 Northern Colorado L 13-0
 Compton JC W 16-0
 Albion Normal W 12-6
 at Montana State L 10-6
 College of Idaho W 13-6
 Nebraska Omaha W 6-0
 Chaffee JC (Thursday) W 14-13

1938 (4-3) Guy Wicks Team Captain- Newell Berg
 Western State L 7-6
 Chaffee JC W 26-0
 Boise JC W 54-0
 Albion Normal L 12-7
 11/11 College of Idaho W 22-0
 Montana State W 16-0
 at Cal Poly L 21-0

1937 (6-3) Guy Wicks Team Captain- Otto Tronowsky
 9/24 at Gooding College W 18-7
 10/2 Ricks W 45-0
 10/8 at Boise JC (Friday) W 45-0
 10/16 at Montana State L 25-7
 10/30 Montana Mines W 39-6
 11/6 at Albion Normal W 7-6
 11/11 College of Idaho (Friday) W 39-0
 11/20 at Western State L 9-6
 11/25 Cal Poly (Thursday) L 13-7

1936 (4-4) Guy Wicks Team Captain- Les Hopkins
 10/2 at Nevada (Friday) L 21-12
 10/9 at Montana (Friday) L 45-13
 10/17 Western State W 12-0
 10/25 at Ricks (Sunday) W 34-0
 10/31 at Montana Mines L 6-0
 11/7 Albion Normal W 18-7
 11/11 Montana State (Wednesday)
 First Game Played in the Spud Bowl L 32-19
 11/21 College of Idaho W 30-0

1935 (7-0-1) Guy Wicks Team Captain- Wendell Twitchell
 10/5 at Albion Normal W 26-6
 10/11 Ricks (Friday) W 27-0
 10/19 at Western State W 13-0
 10/26 at College of Idaho W 37-7
 11/2 Montana Mines W 60-0
 11/11 Montana State (Monday) T 7-7
 11/16 Boise JC W 19-6
 11/22 at Santa Rosa JC (Friday) W 13-0

1934 (4-2-1) Felix Plastino Team Captain- Ronald Hale
 10/6 at Ricks L 16-14
 10/13 at Weber JC W 45-0
 10/20 Albion Normal W 32-0
 10/27 College of Idaho L 19-14
 11/3 Santa Rosa JC T 6-6
 11/17 Western State W 51-0
 11/24 at Boise JC W 25-6

1933 (5-1) Felix Plastino Team Captain- Jim McHaley

at Albion Normal W 7-0
 Weber JC W 19-6
 Montana Mines W 33-13
 Montana State W 13-6
 Ricks W 14-0
 College of Idaho L 21-0

1932 (3-4-1) Felix Plastino Team Captain- Gilbert French
 at Utah Aggies L 32-0
 at Ricks W 19-6
 at Montana State T 0-0
 Albion Normal W 33-0
 at Western State L 13-7
 BYU L 32-0
 at Montana Mines W 17-7
 Carroll College L 13-7

1931 (7-1) Felix Plastino Team Captain- Gilbert French
 9/26 BYU Freshmen W 7-0
 10/3 Ricks W 21-6
 10/10 Montana Mines L 14-7
 10/17 at Albion Normal W 20-6
 10/24 McKinley-Honolulu W 12-6
 10/31 at Intermountain Union W 38-0
 11/7 Western State W 7-6
 11/14 at Montana Normal W 111-0

1930 (4-3) Felix Plastino Team Captain- Elvin Kelly
 at BYU Freshmen W 18-13
 Albion Normal W 20-0
 BYU Reserves
 (First Night Game at Hutchinson Field) L 24-7
 Montana Normal W 103-0
 at Ricks W 19-13
 Haskell Indians L 43-0
 at Montana Mines L 32-24

1929 (6-4) Felix Plastino Team Captain- Amos Stephens
 9/29 at Ricks W 7-0
 10/5 at Albion Normal L 7-6
 10/12 College of Idaho L 8-2
 10/19 Montana Mines W 31-0
 10/26 Utah Freshmen W 7-0
 11/2 at Montana Normal W 40-0
 11/9 at Intermountain Union L 6-0
 11/16 BYU Reserves W 13-6
 11/23 at Ricks W 27-6
 11/28 Idaho (Thursday) L 41-7

1928 (5-1-1) Felix Plastino Team Captain- James Machacek
 10-6 Montana Normal W 58-0
 10-13 College of Idaho L 37-7
 10/27 Utah Aggie Freshmen W 2-0
 11/3 Albion Normal W 28-3
 11/11 Montana Mines (Sunday) W 22-0
 11/17 at Weber JC T 6-6
 11/24 Intermountain Union W 15-3

1927-1946 University of Idaho Southern Branch
 1927 (1-4-1) Ralph Hutchinson Team Captains- E. Peterson
 10/14 Utah Aggie Freshmen L 13-0
 10/21 at Ricks W 25-12
 10/28 at Albion Normal T 6-6
 11/5 at College of Idaho (Sunday) L 39-6
 11/11 at Utah Aggie Freshmen L 6-2
 11/19 Weber JC (Sunday) L 12-7

1926 (1-4) Ralph Hutchinson Team Captain- William Tatro
 Utah Aggie Freshmen L 13-0
 Ricks W 7-0
 at Weber JC L 33-0
 Albion Normal L 7-0
 at College of Idaho L 27-7

1925 (2-4) Ralph Hutchinson Team Captain- Jack Keane





YEAR BY YEAR RESULTS

| | | | |
|-------|---------------------|---|-------|
| 9/16 | Utah Aggie Freshmen | W | 7-0 |
| 9/23 | at Weber JC | L | 6-3 |
| 9/30 | Albion Normal | L | 7-3 |
| 10/14 | BYU Freshmen | W | 20-13 |
| 10/21 | College of Idaho | L | 27-0 |
| 10/28 | Montana Mines | L | 7-6 |

1924 (5-2) Ralph Hutchinson Team Captain- Jake Keane

| | | |
|-----------------------|---|------|
| Utah Aggie Freshmen | W | 6-0 |
| Albion Normal | W | 32-0 |
| Weber JC | W | 58-0 |
| BYU | W | 47-0 |
| Idaho Freshmen | L | 37-0 |
| South Dakota Wesleyan | W | 26-0 |
| at College of Idaho | L | 35-0 |

1923 (3-2-1) Ralph Hutchinson Team Captain Mark Lehrbas

| | | |
|------------------|---|-------|
| Montana State | L | 41-0 |
| Weber JC | W | 25-20 |
| Montana Mines | W | 7-6 |
| College of Idaho | L | 7-6 |
| at BYU | T | 6-6 |
| Montana Wesleyan | W | 14-0 |

1922 (4-3) Ralph Hutchinson Team Captain- Bryan West

| | | |
|---------------------------|---|-------|
| Utah Aggie Freshmen | | |
| 1st at Hutchinson Field | W | 56-0 |
| at Montana | L | 15-12 |
| at Montana State Freshmen | L | 19-12 |
| vs. BYU | W | 22-3 |
| Gooding College | W | 106-0 |
| at College of Idaho | L | 17-0 |
| at Ricks | W | 39-0 |

1921 (6-2) Ralph Hutchinson Idaho Scholastic Champions Team Captain- Bud Bliss

| | | |
|---------------------|---|-------|
| Blackfoot HS | W | 71-0 |
| at Montana | L | 25-0 |
| Utah Aggie Freshmen | W | 34-0 |
| College of Idaho | W | 13-7 |
| Ricks | W | 37-13 |
| at Gooding College | W | 17-10 |
| at BYU | W | 6-0 |
| Utah Freshmen | L | 3-0 |

1920 (3-3) Ralph Hutchinson Team Captain- T. Otis Black

| | | |
|---------------------|---|------|
| at Blackfoot HS | W | 20-7 |
| Utah Aggie Freshmen | L | 13-7 |
| at Ricks | W | 20-6 |
| Gooding College | W | 6-0 |
| at College of Idaho | L | 50-0 |
| Utah Freshmen | L | 16-0 |

1919 (2-3-1) Reuben Bronson Team Captain- Rom Kennedy

| | | |
|-------------------|---|-------|
| at Idaho Falls | T | 0-0 |
| Ricks | W | 29-0 |
| BYU | W | 17-9 |
| College of Idaho | L | 28-0 |
| Utah State Aggies | L | 136-0 |
| at Ricks | L | 12-6 |

1918 No Football (Flu Epidemic)

1917 (2-2) J.A. Fogt Team Captain- William Mau
Team changed to "Tigers"

| | | |
|---------------------|---|------|
| Gooding HS | W | 12-6 |
| Blackfoot HS | L | 10-0 |
| Brigham City HS | W | 87-0 |
| at College of Idaho | L | 36-0 |

1916 (5-2) Reuben Bronson Team Captain- Rom Kennedy

| | | |
|----------------------|---|------|
| Blackfoot HS | W | 13-7 |
| Pocatello HS | W | 81-0 |
| at Utah Frosh | L | 12-7 |
| at Utah Aggie Fresh. | W | 13-6 |

| | | |
|------------------|---|-------|
| College of Idaho | W | 28-0 |
| at Albion Normal | W | 21-13 |
| Idaho | L | 32-0 |

1915-26 Idaho Tech. Institute

1915 (4-3) Reuben Bronson Team Captain- Alan Harwood

| | | |
|---------------------|---|-------|
| Pocatello YMCA | W | 30-0 |
| Utah Aggie Freshmen | W | 52-0 |
| at Boise HS | W | 41-6 |
| at Caldwell HS | L | 28-0 |
| at College of Idaho | L | 7-0 |
| Albion Normal | W | 41-0 |
| Utah Freshmen | L | 19-12 |

1914 (6-1) Harvey Holmes Team Captain- Lloyd Morphe

| | | |
|------------------------|---|-------|
| Pocatello YMCA | L | 13-7 |
| Pocatello YMCA | W | 13-0 |
| at Burley HS | W | 26-0 |
| at Albion Normal | W | 28-14 |
| Twin Falls HS | W | 53-0 |
| at Blackfoot All-Stars | W | 12-6 |
| College of Idaho | W | 7-0 |

1913 (6-1) Harvey Holmes Team Captain- Lloyd Morphe

| | | |
|------------------------|---|------|
| Blackfoot All-Stars | L | 21-6 |
| at Blackfoot All-Stars | W | 30-0 |
| Rigby HS | W | 81-0 |
| Pocatello HS | W | 41-0 |
| American Falls HS | W | 14-0 |
| Albion Normal | L | 7-6 |
| at College of Idaho | W | 13-3 |

1912 (1-2) Harvey Holmes Team Captains- Ray Williams

| | | |
|-----------------------------|---|------|
| at American Falls All-Stars | L | 33-0 |
| American Falls All-Stars | L | 23-0 |
| 11/24 Pocatello High School | W | 60-0 |

1911 (6-3) Harvey Holmes Idaho Scholastic Champions Team Captain- Llewellyn Roubidoux

| | | |
|-------------------|---|------|
| Pocatello HS | W | 11-3 |
| at Shoshone HS | W | |
| at American Falls | W | |
| at Ogden HS | L | 9-5 |
| Idaho Falls HS | W | |
| Logan HS | L | |
| Albion Normal | W | 8-0 |
| College of Idaho | L | 23-5 |

1910 (6-0) Harvey Williams Team Captain- Al Higson

| | | |
|-------------------------------|---|-------|
| 10/16 St. Anthony HS | W | 84-12 |
| 10/23 Pocatello HS | W | 52-5 |
| 11/5 Twin Falls HS | W | 22-0 |
| 11/12 at Albion Normal | W | 15-5 |
| 11/17 at Weiser HS (Thursday) | W | 5-0 |
| 11/26 at Boise HS | W | 5-0 |

1909 (4-0) Harvey Holmes Team Captain- Eugene 'Doc' Miller

| | | |
|---------------|---|------|
| Pocatello HS | W | 24-3 |
| Blackfoot HS | W | 23-2 |
| Albion Normal | W | 5-0 |
| Payette HSW | | 10-5 |

1908 (2-2) John Morris Team Captain- Henry Griffith

| | | |
|---------------|---|------|
| Pocatello HS | L | 5-0 |
| Blackfoot HS | W | 28-0 |
| Albion Normal | W | 14-0 |
| Payette HSL | | 21-0 |

1907 (6-3) John Morris Idaho Scholastic Champions Team Captain- Ben Lowrie

| | | |
|----------------------------|---|------|
| 9/28 Idaho Falls HS | W | 33-0 |
| 10/5 at Albion Normal | W | 6-2 |
| 10/12 Pocatello HS | W | 34-0 |
| 10/19 at Ogden High School | L | 32-4 |



YEAR BY YEAR RESULTS

| | | | |
|-------|------------------------|---|------|
| 10/26 | Albion Normal | W | 11-0 |
| 11/2 | at Blackfoot HS | W | 61-0 |
| 11/9 | Ogden HS | L | 5-4 |
| 11/23 | at All-Hallows Colelge | L | 2-0 |
| 11/28 | Payette HS (Thursday) | W | 34-0 |

1906 (0-2-1) Hubert Upjohn Team Captain- LeRoy Houde
 All-Hallows College L 4-0
 at Albion Normal T 0-0
 Albion Normal L 6-0

1905 (3-0-2) Huber Upjohn Team Captain- Redman Moon
 Idaho Falls HS T 0-0
 Albion Normal W 45-0
 Idaho Falls HS W 17-6
 at Albion Normal W 32-7
 Boise HS T 0-0

1904 (1-3) Charles Rowe
 Idaho Falls HS W 5-0
 at Utah Aggies L 22-0
 at Boise HS L 22-5
 Utah Aggies L 10-0

1903 (0-1-1) Herbert Chaney
 Boise L 28-0
 at Co. K.I.N.G T 0-0
 1902-14 Academy of Idaho
 Team Name is Bantams
 1902 (5-0) Herbert Chaney
 Pocatello HS W 17-0
 Pocatello HS W 15-0
 at Idaho Falls HS W 27-0
 Pocatello HS W
 Pocatello HS W 6-5





HONORS

All- Rocky Mountain Conference (1950-59)

1950

Ed Samira, Guard
John Walker, Tackle
Jack Frisch, Fullback

1951

Ed Samira, Guard
Lamont Jones, End

1952

Lamont Jones, End
Phil Roche, End
Bill Slonaker, Tackle
Leonard Smorin, Center
Chet Lee, Halfback
Bus Connor, Halfback

1953

Bus Connor, Halfback
Nolan Ford, End
Percy Christiansen, Guard
Howard Green, Tackle

1954

Bus Connor, Halfback
Howard Green, Tackle
Bill Fuger, Guard
Jim Cherry, End
Larry Brackenbury, QB

1955

Howard Green, Guard
Paul Tripp, Tackle
Larry Kent, Halfback
Bob Fails, End

1956

Bob Fails, End
Bill Wilson, Guard
Art Bushnell, Halfback

1957

Bob Hodson, End
Charlie Maiava, Guard
Ken Peterson, QB
Jim Wagstaff, Halfback
George Kom, Fullback

1958

Dee Pankratz, Guard

1959

Ray Konczos, End
Paul Tripp, Tackle
Blaine Jones, Guard
Boyd Hall, Back

All Big Sky Conference
(1963-present)

1963

John Miller, T, 1st
Ben Sanford, C, 1st
Nick Yorges, HB, 1st

Ted Schmidt, FB, 1st
Ken Dean, E, 2nd
Carl Humphrey, E, 2nd
Robert Helton, G, 2nd
Bill Shaw, QB, 2nd

1964

Gene Kelikuli, T, 1st
Bill Shaw, QB, 1st
Carl Humphrey, E, 2nd
Jim Anaya, G, 2nd

1965

Ron Arnold, OL, 1st
George Douglas, DB, 1st

1967

Otis Thomas, LB, 1st
Leroy Harris, DB, 1st

1968

Ed Bell, WR, 1st
Leroy Harris, DB, 1st
Billy Satterfield, DB, 1st

1969

Joe McGrath, C, 1st
Ed Bell, WR, 1st
Jerry Dunne, QB, 1st
Steve Mandelkow, DE, 1st
Larry Chandler, DT, 1st
Ambrose Costa, LB, 1st

1970

Stan Geyer, C, 1st
Dave Flynt, G, 1st
Jerry Dunne, QB, 1st
Ras Cattalico, LB, 1st
Louie Hurst, DB, 1st

1971

Tom Hofmann, SE, 1st
Tom Toner, DE, 1st
Phil Price, DB, 1st

1972

Tony Ramonas, T, 1st
Mike Davis, FB, 1st
Rene' Garnett, HB, 1st
Tom Toner, DE, 1st
Phil Spain, LB, 1st

1973

Joe Mattie, LB, 1st
Tom Hofmann, SE, 1st

1974

Tom Hofmann, SE, 1st
John Roman, G, 1st
Steve Beller, P, 1st
Matt Kendon, DT, 1st

1975

Rich Rodgers, C, 1st

Rick Scribner, T, 1st
Greg Taylor, DE, 1st
Wayne Hill, LB, 1st
Rick Noel, LB, 1st (MVP)
Steve Kapaun, DB, 1st

1976

Rick Scribner, T, 1st
Wayne Hill, LB, 1st
Ray Allred, NG, 1st

1977

Ray Allred, NG, 1st

1978

Greg Smith, WR, 1st
Case deBruijn, P, 1st

1979

Wayne Whitaker, T, 1st
Michael Johnson, DT, 1st

1980

Bob Matsey, DB, 1st
Rod Childs, TE, 1st
Case deBruijn, P, 1st
Case deBruijn, K, 1st

1981

Case deBruijn, P, 1st
Rod Childs, TE, 1st
Mike Machurek, QB, 1st (MVP)
Dave Walsler, LB, 1st
Matt Courtney, DB, 1st

1982

Jim Lane, C, 1st
Dan Taylor, T, 1st
Steve Anderson, NG, 1st

1983

Todd Price, C, 1st
Carl Qualls, LB, 1st
Lem Galeai, MLB, 1st
Matt Courtney, DB, 1st
Jeff Kaiser, P, 1st

1984

Merril Hoge, RB, 1st
Steve Anderson, NG, 1st
Brent Koetter, DB, 1st

1985

Merril Hoge, RB, 1st

1986

Merril Hoge, RB, 1st

1987

Frank Selto, RS, 1st

1990

Duffy Daugherty, P, 1st



HONORS

1992

Sylvester Jones, RB, 1st
Mahe Liava'a, MLB, 1st

1993

Alfredo Anderson, RB, 1st
Sam Carter, WR, 1st
Robert Ford, DL, 1st
Jeff Vrbas, G, 2nd

1994

Jeff Vrbas, G, 1st
Jeff Clark, C, 2nd
Alfredo Anderson, RB, 2nd
Josh Hays, DE, 2nd
Alipate Taulaupe, DL, 2nd

1995

Alfredo Anderson, RB, 1st
Josh Hays, DE, 1st
Justin Young, WR, 2nd
Marcus Jackson, CB, 2nd
James Ferrell, P, 2nd

1996

Josh Hays, DE, 1st
Marcus Jackson, DB, 1st
Telly Lockette, LB, 1st
James Ferrell, K, 2nd

1997

Trevor Bell, S, 1st
Telly Lockette, LB, 1st
Anthony Elgaaen, FB, 2nd
James Ferrell, K, 2nd
Joe Barnes, CB, 2nd

1998

Pete Garces, K, 1st
DeRonn Finley, RS, 2nd
Craig Joseph, FB, 2nd
Raven Battle, LB, 2nd

1999

Pete Garces, K, 1st

2000

DeRonn Finley, WR, 1st
DeRonn Finley, RS, 2nd
Junior Ioane, MLB, 2nd

2001

Jared Allen, DL, 1st
Eric Boose, DL, 1st
Eddie Johnson, P, 1st
Javier Garcia PK, 2nd
Bart Brooks, ILB, 2nd

2002

Corey Brown, OL, 1st
Eddie Johnson, P, 1st
Mark Weivoda, DL, 1st
Jared Allen, DL, 1st
Josh Whitworth, LB, 1st

Bart Brooks, LB, 1st
Ernie James, DB, 1st
Sale' Key, WR, 2nd
Steve Burch, OL, 2nd
Robert Poleki, OL, 2nd
Doug Baughman, QB, 2nd
Isaac Mitchell, RB, 2nd
Eric Boose, DL, 2nd
Audie Attar, LB, 2nd

2003

Sale' Key, WR, 1st
Mark Weivoda, DT, 1st
Jared Allen, DE, 1st
Emery Beckles, CB, 1st
Brett Fowler, WR, 2nd
Robert Poleki, G, 2nd
Isaac Mitchell, RB, 2nd
Jeremy Hershey, K, 2nd
Josh Whitworth, OLB, 2nd
Ernie James, S, 2nd

2004

Ernie James, CB, 1st
Sale' Key, WR, 2nd
Mark Hetherington, QB, 2nd
Steve Burch, T, 2nd
Jermaine Horn, DT, 2nd
Kris Krosch, OLB, 2nd
David Beverly, CB, 2nd
Kyle McQuown, P, 2nd

2005

Jaret Johnson, PK, 1st
Jeff Charleston, DE, 1st
Pago Togafau, ILB, 1st
Eddie Thompson, WR, 2nd
D.J. Clark, CB, 2nd

2006

George Yarno, C, 1st
Josh Barnett, RB, 1st
Pago Togafau, ILB, 1st
Akilah Lacey, WR, 2nd
Eddie Thompson, WR, 2nd
Brandon Mennear, TE, 2nd
Dan Zeidman, P, 2nd

2007

Josh Barnett, RB, 1st
Eddie Thompson, WR, 1st
Dan Zeidman, P, 2nd
JD Ponciano, RET, 2nd

2008

Kenyon Blue, ST, 1st
Eddie Thompson, WR, 2nd
D.J. Clark, CB, 2nd
Ryan Phipps, OLB, 2nd

2009

Jon Vanderwielen, P, 1st
A.J. Storms, OLB, 1st

2010

David Harrington, P, 1st
A.J. Storms, OLB, 1st
Tavoy Moore, Specialist, 1st

2011

| | | |
|------------------|----|----------|
| David Harrington | P | 1st-team |
| Rodrick Rumble | WR | 1st-team |
| A.J. Storms | LB | 1st-team |
| Braeden Clayson | OL | HM |
| Josh Hill | TE | HM |
| Jordan Monga | DL | HM |
| Basim Hudeen | LB | HM |
| Donovan Henley | DB | HM |

2012

| | | |
|------------------|----|----------|
| Rodrick Rumble | WR | 1st-team |
| Josh Hill | TE | 2nd-team |
| Cameron Richmond | WR | HM |
| Mark Clampitt | OL | HM |
| Kevin Yost | QB | HM |
| Trevor Spence | LB | HM |
| Donovan Henley | CB | HM |
| Taison Manu | S | HM |

2013

| | | |
|-----------------|----|----------|
| Luke Austin | WR | 2nd-team |
| Brendon Garcia | K | 2nd-team |
| Chad Hanson | WR | HM |
| Terrence Carey | OL | HM |
| Josh Cook | TE | HM |
| Xavier Finney | RB | HM |
| Tyler Kuder | DT | HM |
| Austin Graves | DE | HM |
| Mitch Beckstead | LB | HM |
| Cody Sorensen | S | HM |
| Nick Albano | ST | HM |

2014

| | | |
|-----------------|------------------|----------|
| Justin Arias | QB | 1st-team |
| Xavier Finney | RB | 1st-team |
| Madison Mangum | WR | 1st-team |
| Jim Bagley | OL | 2nd-team |
| Christian Diehm | OL | 2nd-team |
| Tyler Kuder | DL | 2nd-team |
| Mario Jenkins | LB | 2nd-team |
| Josh Cook | TE | 3rd-team |
| Austin Graves | DE | 3rd-team |
| Mitch Beckstead | LB | 3rd-team |
| Tasion Manu | S | 3rd-team |
| KW Williams | WR | HM |
| Wesley Wingrove | OL | HM |
| Nick Albano | LB/Special Teams | HM |
| Terrence Carey | OL | HM |
| Vai Peko | DB | HM |

2015

| | | |
|-----------------|----|----------|
| Tyler Kuder | DL | 1st-team |
| Madison Mangum | WR | 2nd-team |
| Xavier Finney | RB | 2nd-team |
| KW Williams | WR | HM |
| Wesley Wingrove | OL | HM |
| Christian Diehm | OL | HM |





HONORS

2016

| | | |
|--------------------|----|----------|
| Mario Jenkins | LB | 2nd-team |
| KW Williams | WR | 3rd-team |
| Josh Cook | TE | 3rd-team |
| Sean Cheney | P | 3rd-team |
| Brian Fineanganofu | OL | HM |
| Joe Martin | LB | HM |

2017

| | | |
|---------------------|---------------|----------|
| Mitch Gueller | WR | 1st-team |
| Skyler Phillips | OL | 1st-team |
| James Madison | RB | 1st-team |
| Mario Jenkins | LB | 1st-team |
| Micheal Dean | WR | 3rd-team |
| Chase Collins | OL | 3rd-team |
| Brian Findeanganofu | OL | HM |
| Ty Flanagan | RB | HM |
| Andy Whittier | Special teams | HM |
| JonRhyeem Peoples | DL | HM |

2018

| | | |
|--------------------|---------------|----------|
| Mitch Gueller | WR | 1st-team |
| Brian Fineanganofu | OL | 1st-team |
| Tanner Gueller | QB | 2nd-team |
| Michael Dean | WR | 2nd-team |
| James Madison | RB | 2nd-team |
| Paea Moala | LB | 3rd-team |
| Kody Graves | LB | 3rd-team |
| Andy Whittier | Special teams | 3rd-team |
| Dallen Collins | OL | HM |
| Austin Campbell | TE | HM |
| Ty Flanagan | RB | HM |
| Treven Aloii | DL | HM |
| Kainoa Fuiava | DL | HM |
| Adkin Aguirre | DB | HM |

2019

| | | |
|----------------|----|----------|
| Adkin Aguirre | DB | 2nd-team |
| Dallen Collins | OL | 3rd-team |
| Luke Holloway | LB | 3rd-team |
| Kody Graves | LB | 3rd-Team |
| Mitch Gueller | WR | HM |
| Tanner Conner | WR | HM |

2020

| | | |
|----------------------|---------------|----------|
| Tanner Connor | WR | 1st-Team |
| Colton Belnap | Special Teams | 1st-Team |
| Jayden Dawson | DB | 1st-Team |
| Terron Carey | OL | 2nd-Team |
| Tyler Vander Waal | QB | 2nd-Team |
| Newcomer of the Year | | |
| Jacob Angel | OL | 2nd-Team |
| Oshea Trujillo | OL | 2nd-Team |
| Malakai Rango | RB | HM |
| Kainoa Fuiava | DL | HM |
| Terrence Jones | DE | HM |
| Connor Willis | LB | HM |

2021

| | | |
|-----------------|----|----------|
| Xavier Guillory | WR | 2nd-Team |
| Charles Ike | LB | 3rd-Team |

2022

2023

| | | |
|----------------|----|----------|
| Chedon James | WR | 1st Team |
| Calvin Pitcher | S | 2nd Team |
| David Rowe | DL | HM |

CoSIDA Academic All-Americans

| |
|--------------------------|
| Steve Beller, P/K, 1972 |
| Kim Kildew, DE, 1976 |
| Jeff Fillmore, K, 1978 |
| Brent Koetter, DB, 1984 |
| Jim Harrell, G, 1984 |
| Steve Boyenger, DB, 1991 |
| Trevor Bell, DB, 1996 |

All-America Selections

| |
|---------------------------------|
| 1949 |
| Harry Dickson, Tackle |
| 1955 |
| Howard Green, Guard |
| 1958 |
| DeLane Pankratz, Guard |
| 1959 |
| Paul Tripp, Tackle |
| 1961 |
| Jerry Mahoney, Fullback |
| 1963 |
| Gary Aizawa, Guard |
| 1968 |
| Leroy Harris, Defensive Back |
| Ed Bell, Split End |
| 1969 |
| Ed Bell, Split End |
| 1975 |
| Wayne Hill, Linebacker |
| Rich Rodgers, Center |
| 1977 |
| Ray Allred, Nose Guard |
| 1981 |
| Case deBruijn, Punter |
| Mike Machurek, Quarterback |
| 1983 |
| Jeff Kaiser, Punter |
| 1984 |
| Steve Anderson, Def. Tackle |
| Bob Otto, Def. Tackle |
| 1995 |
| Josh Hays, Defensive End |
| 1996 |
| Josh Hays, Defensive End |
| Telly Lockette, Linebacker |
| 1997 |
| Trevor Bell, Defensive Back |
| Telly Lockette, Linebacker |
| 1998 |
| Pete Garces, Kicker |
| 1999 |
| Pete Garces, Kicker |
| 2000 |
| DeRonn Finley, Punt Returner |
| DeRonn Finley, Wide Receiver |
| Junior Ioane, Middle Linebacker |

2001

| |
|--------------------------------|
| Eddie Johnson, Punter |
| Javier Garcia, Placekicker |
| 2002 |
| Jared Allen, Defensive Lineman |
| Corey Brown, Center |
| Steve Burch, Tackle |
| Ernie James, Cornerback |
| 2003 |
| Jared Allen, Defensive Lineman |

2005

| |
|------------------------------------|
| Jeff Charleston, Defensive Lineman |
| Jaret Johnson, Kicker |
| 2007 |
| Dan Zeidman, Punter |
| George Yarno, Center |
| Eddie Thompson, Wide Receiver |
| JD Ponciano, Returner |

2009

| |
|--|
| Jon Vanderwielen, Punter |
| 2010 |
| Tavoy Moore (AFCA, AP, Sports Network) |
| David Harrington (Walter Camp, AP, Sports Network) |
| AJ Storms (Sports Network) |

2009

| |
|--|
| Jon Vanderwielen, Punter |
| 2010 |
| Tavoy Moore (AFCA, AP, Sports Network) |
| David Harrington (Walter Camp, AP, Sports Network) |
| AJ Storms (Sports Network) |

Postseason All-Star Game Selections

| |
|--------------------------|
| American Bowl |
| 1970-Ed Bell, WR |
| Blue-Gray Game |
| 2001-Shane Griggs, QB |
| East-West Shrine Game |
| 1983-Matt Courtney, DB |
| 2003-Jared Allen, DL |
| 2006-Matt Gutierrez, QB |
| Hula Bowl |
| 1982-Case deBruijn, P |
| 2001-Shane Griggs, QB |
| North-South Shrine Game |
| 1976-Wayne Hill, LB |
| Olympia Gold Bowl |
| 1982-Mike Machurek, QB |
| King All-America Classic |
| 1989-Donald Miller, LB |



HOME COMING GAME RECORDS

Homecoming Results

| Year | Date | Opponent | Result |
|------|---------|---------------------------------------|---------|
| 1929 | Nov. 28 | Idaho | L 7-41 |
| 1930 | | Montana Normal (UM-Western) | W 103-0 |
| 1931 | Nov. 7 | Western State | W 7-6 |
| 1932 | | Albion Normal | W 33-0 |
| 1933 | | Montana State | W 13-6 |
| 1934 | Oct. 27 | College of Idaho (Albertson) | L 14-19 |
| 1935 | Nov. 11 | Montana State | T 7-7 |
| 1936 | Nov. 21 | College of Idaho (Albertson) | W 30-0 |
| 1937 | Nov. 11 | College of Idaho (Albertson) | W 39-0 |
| 1938 | | Montana State | W 16-0 |
| 1939 | | College of Idaho (Albertson) | W 13-6 |
| 1940 | | Montana State | L 7-15 |
| 1941 | | Montana State | T 13-13 |
| 1942 | | Compton | W 7-0 |
| 1943 | | No Homecoming Game (War Restrictions) | |
| 1944 | | No Homecoming Game (War Restrictions) | |
| 1945 | | No Homecoming Game (War Restrictions) | |
| 1946 | Oct. 26 | Weber JC (Weber State) | L 12-20 |
| 1947 | Nov. 15 | Eastern Washington | L 0-13 |
| 1948 | Oct. 8 | No. Colo. (was Colo. St. Teachers) | W 38-6 |
| 1949 | Oct. 1 | Colorado College | W 28-6 |
| 1950 | Oct. 28 | No. Colo. (was Colo. St. Teachers) | L 18-20 |
| 1951 | Oct. 13 | Colorado College | W 20-12 |
| 1952 | Oct. 18 | No. Colo. (was Colo. St. Teachers) | W 46-16 |
| 1953 | Oct. 10 | Colorado Mines | W 33-20 |
| 1954 | Oct. 9 | No. Colo. (was Colo. St. Teachers) | W 28-13 |
| 1955 | Oct. 15 | Western State | W 14-6 |
| 1956 | Oct. 13 | Nebraska-Omaha | L 0-9 |
| 1957 | Oct. 19 | Montana State | W 26-13 |
| 1958 | Oct. 25 | Colorado College | L 7-8 |
| 1959 | Oct. 17 | Montana State | W 6-0 |
| 1960 | Oct. 22 | Colorado College | W 77-8 |
| 1961 | Oct. 28 | Montana State | W 14-12 |
| 1962 | Oct. 27 | Montana | L 15-22 |
| 1963 | Oct. 26 | Montana State | W 19-15 |
| 1964 | Oct. 10 | Fresno State | W 20-12 |
| 1965 | Oct. 16 | Montana State | W 14-0 |
| 1966 | Oct. 22 | Montana | W 17-14 |
| 1967 | Oct. 14 | Montana State | L 7-24 |
| 1968 | Sep. 28 | Idaho | L 15-35 |
| 1969 | Oct. 11 | Montana State | W 20-7 |
| 1970 | Oct. 17 | Montana | L 34-35 |
| 1971 | Oct. 23 | Montana State | W 38-36 |
| 1972 | Oct. 14 | Montana | W 14-7 |
| 1973 | Oct. 27 | Weber State | L 23-38 |
| 1974 | Nov. 2 | Portland State | W 24-16 |
| 1975 | Oct. 18 | Montana State | L 7-19 |
| 1976 | Oct. 9 | Portland State | L 14-26 |
| 1977 | Oct. 15 | Montana State | L 0-31 |
| 1978 | Oct. 21 | Montana | L 7-28 |
| 1979 | Oct. 6 | Idaho | L 23-28 |
| 1980 | Oct. 18 | Montana | W 17-0 |
| 1981 | Oct. 3 | Northern Arizona | W 31-6 |
| 1982 | Oct. 23 | Montana | W 28-14 |
| 1983 | Oct. 8 | Montana State | W 26-3 |
| 1984 | Oct. 6 | Boise State | L 23-26 |
| 1985 | Oct. 19 | Montana State | W 50-9 |
| 1986 | Oct. 11 | Eastern Washington | L 7-34 |
| 1987 | Oct. 10 | Portland State | T 24-24 |
| 1988 | Oct. 29 | Eastern Washington | L 3-35 |
| 1989 | Sep. 30 | Montana State | W 23-21 |
| 1990 | Oct. 6 | Nevada | L 10-17 |

| | | | |
|------|----------|---|----------------|
| 1991 | Oct. 5 | Northern Arizona | W 45-14 |
| 1992 | Oct. 31 | Eastern Washington | L 3-37 |
| 1993 | Oct. 9 | Idaho | L 27-56 |
| 1994 | Oct. 22 | Eastern Washington | W 21-16 |
| 1995 | Oct. 14 | Montana State | L 14-18 |
| 1996 | Oct. 26 | Eastern Washington | L 17-31 |
| 1997 | Oct. 11 | Montana | L 0-48 |
| 1998 | Oct. 17 | Eastern Washington | L 13-44 |
| 1999 | Oct. 9 | Northern Arizona | L 28-43 |
| 2000 | Oct. 21 | Southern Utah | L 24-62 |
| 2001 | Oct. 13 | Portland State | W 23-17 |
| 2002 | Oct. 12 | Montana State | W 18-14 |
| 2003 | Oct. 18 | Montana | W (2 OT) 43-40 |
| 2004 | Oct. 23 | Sacramento State | W 29-24 |
| 2005 | Sep. 24 | Eastern Washington | W 34-30 |
| 2006 | Sep. 23 | Northern Arizona | L 27-33 |
| 2007 | Oct. 6 | Northern Colorado | W 26-14 |
| 2008 | Oct. 18 | Northern Arizona | L 30-52 |
| 2009 | Oct. 17 | Northern Colorado | L 7-30 |
| 2010 | Sept. 25 | Northern Arizona | L 32-7 |
| 2011 | Oct. 1 | Portland State | L 42-35 |
| 2012 | Sept. 29 | Sacramento State | L 54-31 |
| 2013 | Oct. 5 | North Dakota | L 28-25 |
| 2014 | Sept. 27 | Sacramento State | W 44-24 |
| 2015 | Oct. 17 | Eastern Washington | L 45-28 |
| 2016 | Sept. 24 | Sacramento State | W 42-34 |
| 2017 | Sept. 30 | Cal Poly | W 38-34 |
| 2018 | Sept. 29 | Northern Arizona | W 56-42 |
| 2019 | Oct. 12 | North Dakota | W 55-20 |
| 2020 | | Covid 19.Spring Season, no Homecoming game played | |
| 2021 | Sept. 25 | Sacramento State | L 23-21 |
| 2022 | Oct. 15 | Cal Poly | W 40-31 |
| 2023 | Sept. 23 | Northern Colorado | W 35-21 |
| 2024 | Sept. 21 | Southern Utah | TBD |

Homecoming Records

| | |
|-----------------------------|-------------------------------------|
| All-Time Homecoming Record: | 39-39-3 |
| Longest Winning Streak: | 5 games (1951-55) & (2001-05) |
| Longest Losing Streak: | 6 games (1995-00) & (2008-13) |
| Largest Margin of Victory: | 103 (103-0), UM-Western, 1930 |
| | 41 (50-9), Montana State, 1985 |
| Smallest Margin of Victory: | 1 (7-6), Western State, 1931 |
| | 2 (14-12) Montana State, 1961 |
| | 2 (23-21) Montana State, 1989 |
| Largest Margin of Defeat: | 48 (0-48), Montana, 1997 |
| Smallest Margin of Defeat: | 1 (34-35), Montana, 1970 |
| | 1 (7-8), Colorado College, 1958 |
| | 1, (19-20), Northern Colorado, 1950 |

Record vs. Homecoming Opponents

| | |
|-------------------------|---------------|
| Western State (CO) | 2-0 (1.000) |
| Fresno State | 1-0 (1.000) |
| Colorado Mines | 1-0 (1.000) |
| Compton | 1-0 (1.000) |
| Montana Western | 1-0 (1.000) |
| Cal Poly | 1-0 (1.000) |
| Southern Idaho (Albion) | 1-0 (1.000) |
| Colorado College | 3-1 (.750) |
| College of Idaho | 3-1 (.750) |
| Montana State | 13-5-2 (.700) |
| Northern Colorado | 4-2 (.667) |
| Sacramento State | 3-2 (.600) |
| Montana | 5-4 (.556) |
| North Dakota | 1-1 (.500) |





HOME COMING GAME RECORDS

| | |
|-------------------------|--------------|
| Portland State..... | 2-2-1 (.500) |
| Northern Arizona..... | 3-4 (.333) |
| Eastern Washington..... | 2-7 (.220) |
| Southern Utah..... | 0-1 (.000) |
| Nevada..... | 0-1 (.000) |
| Boise State..... | 0-1 (.000) |
| Nebraska-Omaha..... | 0-1 (.000) |
| Weber State..... | 0-2 (.000) |
| Idaho..... | 0-4 (.000) |



GAME RECORDS

All OverTime Games

| Year | Opponent | OTs | Result |
|------|-------------------------|-----|--|
| 1981 | Weber State | 3 | W, 33-30 (Case DeBrujin 33 FG) |
| 1982 | at Montana State | 3 | L 27-30 (Mark Carter 20 FG) |
| 1990 | at Weber State | 2 | L 38-45 (George Jackson 13 run) |
| 1990 | at Eastern Washington | 1 | L 26-33 (Tony Lenseigne 7 pass from Mark Tenneson) |
| 1996 | Cal Poly | 1 | W 35-32 (James Ferrell 20 FG) |
| 1996 | at Northern Arizona | 1 | L 38-50 (Troy Campbell 99-yard interception return) |
| 2000 | at Cal State Northridge | 1 | W 31-30 (Derek Brown missed extra point) |
| 2003 | Eastern Washington | 2 | W 55-52 (Isaac Mitchell 1 run) |
| 2003 | Montana | 2 | W 43-40 (Shedrack Okoebor 13 pass from Mark Hetherington) |
| 2004 | Northern Colorado | 2 | W 49-42 (Akilah Lacey 9 pass from Mark Hetherington) |
| 2008 | Sacramento State | 1 | W 36-33 (Kenyon Blue 16 run) |
| 2015 | Montana | 1 | L, 33-27 (Eric Johnson 40 yd Fumble Recovery) |
| 2018 | at UC Davis | 1 | L, 44-37 (Ulonzo Gilliam 4 yard TD run) |

Overall OT Record:..... 7-6
 Home Record:..... 5-1
 Road Record:..... 2-5
 Single Overtime:..... 3-4
 Double Overtime:..... 3-1
 Triple Overtime:..... 1-1

Most Points Scored

| Year | Opponent | Result |
|------|------------------------|-------------------|
| 1960 | Colorado College | 77-8 |
| 2014 | Simon Fraser | 66-14 |
| 1970 | Nevada-Las Vegas | 64-34 |
| 1993 | Mesa State | 59-10 |
| 1980 | Portland State | 59-33 |
| 2017 | Portland State | 59-30 |
| 2000 | Montana State | 58-14 |
| 2014 | Southern Utah | 56-28 |
| 2019 | North Dakota | 55-20 |
| 2015 | Black Hills St. | 55-0 |
| 2003 | Eastern Washington | 55 W (2 OT) 55-52 |
| 2001 | Montana State-Northern | 55 W 55-0 |
| 2003 | Montana-Western | 54 W 54-50 |
| 1999 | Eastern Oregon | 54 W 54-28 |
| 1994 | Adams State | 54 W 54-0 |
| 1950 | Western State | 53 W 53-13 |
| 2014 | at #2 EWU | 53 L, 53-56 |

(vs Junior College)

| | | |
|------|--------------------------|-------------|
| 1931 | Montana Normal (Western) | 111 W 111-0 |
| 1922 | Gooding College | 106 W 106-0 |
| 1930 | Montana Normal (Western) | 103 W 103-0 |
| 1917 | Brigham City High School | 87 W 87-0 |
| 1910 | St. Anthony High School | 84 W 84-12 |
| 1916 | Pocatello High School | 81 W 81-0 |
| 1913 | Rigby High School | 81 W 81-0 |

Most Points Allowed

| Year | Opponent | Result |
|------|---------------------|-------------|
| 2015 | at UNLV | 80 L, 80-8 |
| 2023 | at Utah State | 78 L, 78-28 |
| 2012 | at Portland St. | 77 L, 77-10 |
| 2012 | at #25 Nebraska | 73 L, 73-7 |
| 1999 | Montana | 73 L 23-73 |
| 1994 | at Idaho | 70 L 21-70 |
| 2012 | at Montana | 70 L, 70-24 |
| 2012 | at Cal Poly | 70 L, 70-24 |
| 1970 | at Tampa | 68 L 7-68 |
| 1998 | at Montana State | 66 L 35-66 |
| 1994 | at Utah | 66 L 0-66 |
| 2009 | at Oklahoma | 64 L 0-64 |
| 2011 | at Washington State | 64 L, 64-21 |
| 1975 | at Cal Poly | 63 L 14-65 |
| 1999 | at Southern Utah | 63 L 47-63 |
| 1987 | at Montana | 63 L 0-63 |
| 1986 | at Weber State | 63 L 33-63 |
| 2023 | at Idaho | 63 L, 63-21 |
| 2016 | at Montana | 62 L, 62-44 |
| 2003 | at Boise State | 62 L 0-62 |
| 2000 | Southern Utah | 62 L 24-62 |
| 2007 | at Oregon State | 61 L 10-61 |
| 1974 | at Boise State | 61 L 3-61 |
| 1991 | Weber State | 60 L 41-60 |

(Junior College)

| | | |
|------|----------------|-------------|
| 1919 | Utah State | 136 L 0-136 |
| 1944 | at Fort Warren | 66 L 0-66 |
| 1940 | at Nevada | 62 L 0-62 |

Largest Margin of Victory

| Year | Opponent | Margin | Result |
|------|------------------------|--------|---------|
| 1960 | Colorado College | 69 | W 77-8 |
| 2001 | Montana State-Northern | 55 | W 55-0 |
| 1994 | Adams State | 54 | W 54-0 |
| 1995 | Cal State Northridge | 52 | W 52-0 |
| 1981 | Rhode Island | 51 | W 51-0 |
| 1993 | Mesa State | 49 | W 59-10 |
| 1993 | Chadron State | 49 | W 52-3 |
| 1987 | Montana State | 49 | W 52-3 |
| 1996 | Montana-Western | 47 | W 47-0 |
| 1972 | Portland State | 45 | W 51-6 |

(vs Junior College)

| | | | |
|------|--------------------------|-----|---------|
| 1931 | Montana Normal (Western) | 111 | W 111-0 |
| 1922 | Gooding College | 106 | W 106-0 |
| 1930 | Montana Normal (Western) | 103 | W 103-0 |
| 1917 | Brigham City High School | 87 | W 87-0 |
| 1916 | Pocatello High School | 81 | W 81-0 |
| 1913 | Rigby High School | 81 | W 81-0 |

Largest Margin of Defeat

| Year | Opponent | Margin | Result |
|------|-----------------|--------|---------|
| 1994 | at Utah | 66 | L 0-66 |
| 2009 | at Oklahoma | 64 | L 0-64 |
| 1987 | at Montana | 63 | L 0-63 |
| 2003 | at Boise State | 62 | L 0-62 |
| 1970 | at Tampa | 61 | L 7-68 |
| 1974 | at Boise State | 58 | L 3-61 |
| 1967 | at Tulsa | 58 | L 0-58 |
| 1978 | at Utah | 56 | L 0-56 |
| 2007 | at Oregon State | 51 | L 10-61 |

| | | | |
|------|-------------|----|---------|
| 1975 | at Cal Poly | 51 | L 14-65 |
| 1999 | Montana | 50 | L 23-73 |

(vs Junior College)

| | | | |
|------|-------------------------------|-----|---------|
| 1919 | Utah State | 136 | L 0-136 |
| 1944 | at Fort Warren | 66 | L 0-66 |
| 1940 | at Nevada | 62 | L 0-62 |
| 1920 | at Coll. of Idaho (Albertson) | 50 | L 0-50 |





OPPONENT HISTORY (ALPHABETICAL)

Adams State, 3-0 (2-0 Home, 1-0 Away)

1994 H 9/3 W, 54-0
 1958 H 10/11 W, 26-0
 1957 A 11/16 W, 42-12

Air Force, 1-1 (1-1 Away)

2012 A 9/1 L, 49-21
 1956 A 11/17 W, 13-7

Arizona State, 0-1 (0-1 Away)

2009 A 9-5 L, 50-3

Black Hills State, 2-0 (2-0 Home)

2015 H 9/5 W, 55-14
 2012 H 9/8 W, 38-5

Boise State, 6-24 (4-10 Home, 2-15 Away)

2015 A 9/18 L, 52-0
 2008 A 8/30 L, 49-7
 2003 A 9/6 L, 62-0
 1995 A 10/21 L, 27-17
 1994 H 10/15 W, 32-31
 1993 A 10/23 L, 34-27
 1992 H 9/12 W, 24-20
 1991 A 11/2 L, 38-16
 1990 H 10/27 L, 44-16
 1989 A 10/7 L, 20-7
 1988 H 11/5 L, 31-10
 1987 A 10/24 W, 35-32
 1986 H 9/27 W, 25-6
 1985 A 11/2 L, 29-15
 1984 H (HC) 10/6 L, 26-23
 1983 A 11/5 L, 32-20

1982 H 11/20 L, 27-24
 1981 A 9/19 W, 21-10
 1980 H 11/22 L, 22-13
 1979 A 10/20 L, 44-0
 1978 H 10/28 L, 16-14
 1977 A 11/5 L, 31-7
 1976 H 11/13 L, 37-0
 1975 H 11/15 L, 20-17
 1974 A 10/12 L, 61-3
 1973 H 11/11 L, 21-17
 1972 A 11/11 L, 31-28
 1971 H 11/13 W, 21-17
 1970 H 10/31 L, 24-3
 1969 A 11/15 L, 35-27
 1968 A 11/2 L, 27-20

BYU, 0-6 (0-2 Home, 0-5 Away)

2021 A 11/6 L, 14-59
 2019 A 11/16 L, 42-10
 2013 A 11/16 L, 59-13
 2011 A 10/22 L, 56-3
 1951 A 9/14 L, 27-7
 1950 H 9/16 L, 14-13
 1932 H L, 32-0

Cal, 0-1 (0-1 Away)

2018 A 9/15 L, 45-23

Cal State Fullerton, 1-2 (1-1 Home, 0-1 Away)

1986 A 9/13 L, 35-25
 1983 H 10/29 W, 43-10
 1979 H 11/17 L, 42-7

Cal State Northridge, 3-4 (2-2 Home, 1-2 Away)

2000 A 9/30 W, 31-30 (OT)



OPPONENT HISTORY (ALPHABETICAL)

| | | | | | |
|---|-------|-----------------|---|-------|--------------------|
| 1999 A | 10/2 | L, 41-27 | 1974 H | 11/16 | W, 12-7 |
| 1998 H | 11/21 | W, 32-29 | 1973 A | 9/22 | L, 20-10 |
| 1997 A | 11/8 | L, 31-22 | 1964 A | 11/21 | W, 20-0 |
| 1996 H | 11/9 | L, 42-40 | 1938 A | | L, 21-0 |
| 1995 H | 9/16 | W, 52-0 | 1937 H | 11/25 | L, 13-7 (Thursday) |
| 1988 H | 9/24 | L, 34-23 | <u>Central Arkansas, 0-1 (0-1 Home)</u> | | |
| <u>Cal State Hayward, 2-0 (1-0 Home)</u> | | | 2022 H | 9/17 | L, 16-31 |
| 1973 H | 9/15 | W, 21-7 | <u>Central Washington, 1-1 (1-1 Home)</u> | | |
| <u>Cal State Los Angeles, 1-0 (1-0 Home)</u> | | | 2009 H | 10/3 | L, 33-22 |
| 1971 H | 9/25 | W, 19-6 | 1992 H | 9/26 | W, 38-26 |
| <u>Cal Poly, 10-14 (7-5 Home, 3-10 Away)</u> | | | <u>Chadron State, 3-0 (2-0 Home, 1-0 Away)</u> | | |
| 2022 H | 10/15 | W, 40-31 | 2014 H | 9/13 | W, 39-34 |
| 2021 A | 11/13 | L, 32-29 | 1993 H | 9/4 | W, 52-3 |
| 2018 A | 11/10 | L, 37-14 | 1949 A | | W, 20-2 |
| 2017 H | 9/30 | W, 38-34 | <u>Chico State, 2-0 (2-0 Home)</u> | | |
| 2015 A | 10/3 | L, 58-26 | 1986 H | 9/6 | W, 43-17 |
| 2014 H | 11/8 | W, 30-28 | 1984 H | 9/15 | W, 47-23 |
| 2012 A | 11/10 | L, 70-14 | <u>Colorado, 0-1 (0-1 Away)</u> | | |
| 2008 A | 11/1 | L, 49-10 | 2016 A | 9/10 | L, 56-7 |
| 2006 H | 10/27 | L, 48-28 | <u>Colorado College, 11-2-1 (6-1 Home, 5-1-1 Away)</u> | | |
| 2005 A | 11/19 | L, 35-10 | 1960 H | 10/22 | W, 77-8 (HC) |
| 2004 H | 9/11 | L, 35-20 | 1959 A | 10/24 | W, 14-8 |
| 2003 A | 11/15 | W, 38-31 (Rain) | 1958 H | 10/25 | L, 8-7 (HC) |
| 2002 H | 11/16 | W, 24-14 | 1957 A | 10/26 | W, 34-7 |
| 1996 H | 9/7 | W, 35-32 (OT) | 1956 A | 10/27 | W, 32-0 |
| 1995 A | 9/9 | W, 28-22 | 1955 H | 9/24 | W, 27-0 |
| 1983 A | 10/22 | L, 44-37 | 1954 A | 9/25 | W, 28-6 |
| 1982 H | 9/25 | L, 15-13 | 1953 H | 10/3 | W, 27-20 |
| 1976 H | 9/18 | L, 29-17 | 1952 A | 10/4 | W, 17-6 |
| 1975 A | 11/8 | L, 65-14 | 1951 H | 10/13 | W, 20-12 (HC) |
| | | | 1950 A | 11/11 | W, 20-7 |



OPPONENT HISTORY (ALPHABETICAL)

1949 H W, 28-6

1948 A T, 13-13

1942 A L, 21-7

Colorado Mines, 11-3-1 (5-1-1 Home, 6-2 Away)

1962 A 9/22 W, 30-0

1961 H 9/30 W, 50-6

1960 A 10/29 L, 7-0

1958 A 10/31 L, 23-14 (Friday)

1957 H 11/2 W, 34-7

1956 A 11/3 W, 27-6

1955 H 11/5 W, 28-13

1954 A 11/6 W, 21-14

1953 H 10/10 W, 33-20 (HC)

1952 A 9/22 L, 14-12 (Sunday)

1951 H 9/23 W, 19-7

1949 H T, 27-27

1948 A W, 13-12

1947 H W, 25-20

Dixie State, 1-0 (1-0 Home)

2013 H 9/7 W, 40-14

Drake, 4-3 (2-1 Home, 2-2 Away)

1982 A 9/11 W, 41-21

1972 H 11/18 W, 24-21

1970 A 9/12 L, 39-10

1969 H 11/22 L, 58-30

1963 A 11/2 L, 15-12

1962 H 11/3 W, 33-14

1961 A 10/21 W, 12-11

Eastern Kentucky, 1-0 (1-0 Neutral)

1981 N 12/19 W, 34-23

Eastern Michigan, 1-1 (0-1 Home, 1-0 Away)

1972 A 10/7 W, 21-14

1971 H 10/2 L, 23-22

Eastern Montana, 1-0 (1-0 Home)

1977 H 9/24 W, 47-15

Eastern Oregon, 1-0 (1-0 Home)

1999 H 9/4 W, 54-28

Eastern Washington, 9-31 (5-19 Home, 4-12 Away)

2023 H 10/14 W, 42-41

S 2021 H 03/13 L, 46-42

2019 H 11/9 L, 48-5

2016 A 11/12 L, 48-17

2015 H 10/17 L, 45-28

2014 A 10/4 L, 56-53

2013 H 11/2 L, 55-34

2011 H 11/19 L, 45-14

2010 A 11/20 L, 34-7

2009 H 9/19 L, 38-8 (HC)

2008 A 9/27 L, 45-31

2007 H 9/22 L, 34-7

2006 A 11/11 L, 40-6

2005 H 9/24 W, 34-30 (HC)

2004 A 9/25 L, 47-22

2003 H 10/4 W, 55-52 (2OT)

2002 A 10/5 W, 21-14

2001 H 11/24 L, 48-45

2000 A 9/16 L, 38-7

1999 A 10/16 L, 45-38

1998 H 10/17 L, 44-13 (HC)

1997 A 10/25 L, 51-7

1996 H 10/26 L, 21-16 (HC)

1995 A 10/7 W, 14-7



OPPONENT HISTORY (ALPHABETICAL)

1994 H 10/22 W, 21-16 (HC)
 1993 A 10/30 L, 38-7
 1992 H 10/31 L, 37-3 (HC)
 1991 A 11/9 W, 43-36
 1990 H 11/3 L, 33-26 (OT)
 1989 A 10/14 L, 45-26
 1988 H 10/29 L, 35-3 (HC)
 1987 A 9/19 L, 44-14
 1986 H 10/11 L, 34-7 (HC)
 1985 H 11/23 L, 42-21
 1984 H 10/27 L, 41-23
 1983 A 9/17 W, 20-13
 1981 H 9/12 W, 34-10
 1958 H 9/20 W, 30-7
 1953 H 9/19 L, 14-6
 1947 H L, 13-0 (HC)

Fort Lewis, 2-0 (2-0 Home)

2006 H 9/9 W, 48-12
 1999 H 9/11 W, 42-3

Fresno State, 2-1 (1-0 Home, 1-1 Away)

1977 A 10/29 L, 28-7
 1968 A 9/21 W, 38-23
 1964 A 10/10 W, 20-12 (HC)

Georgia, 0-1 (0-1 Away)

2010 A 11/6 L, 55-7

Hastings, 1-0 (1-0 Home)

1957 H W, 22-0

Hawaii, 0-3 (0-1 Home, 0-2 Away)

1967 A L, 21-6
 1959 H L, 14-8
 1958 A L, 40-19

Idaho, 13-30 (8-14 Home, 5-16 Away, 0-1 Neutral)

2023 A 11/18 L, 63-28
 2022 H 11/19 L, 7-38
 2021 H 11/20 L, 14-0
 S 2021 H 04/03 W, 24-22
 2019 A 10/19 L, 45-21
 2018 H 10/6 W, 62-28
 2008 A 9/6 L, 42-27
 2006 A 9/16 L, 27-24
 1998 A 10/3 L, 52-3
 1997 H 9/13 L, 43-0
 1995 H 9/30 W, 26-21
 1994 A 10/1 L, 70-21
 1993 H 10/9 L, 56-27 (HC)
 1992 A 10/10 L, 49-18
 1991 H 10/19 L, 46-21
 1990 A 10/13 L, 41-20
 1989 H 11/4 L, 47-31
 1988 A 11/12 L, 41-7
 1987 H 10/3 W, 30-21
 1986 A 10/4 L, 38-26
 1985 H 10/26 W, 38-37
 1984 A 11/10 L, 45-42
 1983 H 9/24 W, 41-31
 1982 H 11/6 L, 20-17
 1981 A 10/31 W, 24-14
 1980 A 11/8 W, 28-21
 1979 H 10/6 L, 28-23 (HC)
 1978 A 11/11 No contest
 1977 A 10/8 W, 34-14





OPPONENT HISTORY (ALPHABETICAL)

1976 H 10/30 L, 6-3
1975 A 9/27 W, 29-15

1974 H 10/5 L, 28-9

1973 A 11/17 L, 43-0

1972 H 10/21 W, 35-7

1971 A 10/9 L, 40-3

1970 H 10/3 W, 35-14

1969 A 9/27 W, 47-42

1968 H 9/28 L, 35-15 (HC)

1967 N 9/30 L, 16-6 (Played in Boise)

1966 H 10/8 L, 27-20

1965 A 11/13 L, 15-7

1963 H 11/16 L, 14-0

1962 A 9/29 L, 9-6

1929 H 11/28 L, 14-7 (HC) (Thursday)

1916 H L, 32-0

Kansas State, 0-1 (0-1 Away)

1991 A 9/14 L, 41-7

Kentucky, 0-1 (0-1 Away)

2005 A 9/10 L, 41-29

Liberty, 0-1 (0-1 Away)

2018 A 10/20 L, 48-41

Lewis and Clark, 1-1 (0-1 Home, 1-0 Away)

1952 A 11/8 W, 21-18

1951 H 11/10 L, 40-2

Mesa State, 4-0 (4-0 Home)

1993 H 10/2 W, 59-10

1992 H 9/5 W, 52-17

1991 H 9/7 W, 38-7

1990 H 11/10 W, 30-27

Minnesota-Duluth, 1-0 (1-0 Home)

1994 H 11/19 W, 29-24

Mississippi, 0-1 (0-1 Away)

1996 A 8/31 L, 38-14

Montana, 13-47 (10-17 Home, 3-30 Away)

2023 A 9/30 L, 20-28

2022 H 10/1 L, 20-28

2019 A 10/5 L, 59-20

2017 H 10/7 L, 39-31

2016 A 11/5 L, 62-44

2015 H 11/7 L, 33-27 (OT)

2012 A 10/27 L, 70-24

2011 H 10/8 L, 33-0

2010 A 10/9 L, 47-28

2009 H 11/7 L, 12-10

2008 A 11/15 L, 29-10

2007 H 11/10 L, 27-14

2006 A 10/28 L, 23-10

2005 H 10/8 L, 32-10

2004 A 10/9 L, 24-22

2003 H 10/18 W, 43-40 (2 OT) (HC)

2002 A 9/21 L, 13-9

2001 H 11/3 L, 32-28

2000 A 11/4 L, 38-21

1999 H 10/30 L, 73-23

1998 A 10/31 L, 40-13

1997 H 10/11 L, 48-0 (HC)

1996 A 10/12 L, 43-19

1995 A 11/4 L, 35-21

1994 H 11/12 W, 28-23

1993 A 9/18 L, 28-16

1992 H 11/21 L, 21-14

1991 A 9/28 L, 24-13

1990 H 11/17 L, 42-23



OPPONENT HISTORY (ALPHABETICAL)

| | | | | | | | |
|------|---|-------|-------------------|--|---|-------|---------------|
| 1989 | A | 11/11 | L, 35-21 | 1921 | A | | L, 25-0 |
| 1988 | H | 9/17 | L, 34-7 | <u>Montana State, 31-49-3 (22-18-2 Home, 9-31-1 Away)</u> | | | |
| 1987 | A | 11/7 | L, 63-0 | 2022 | A | 10/8 | L, 6-37 |
| 1986 | H | 11/15 | L, 57-13 | 2021 | A | 10/23 | L, 9-27 |
| 1986 | A | 10/18 | L, 38-31 | 2018 | H | 10/27 | W, 24-17 |
| 1985 | A | 10/12 | L, 35-29 | 2017 | A | 10/28 | L, 28-14 |
| 1984 | H | 9/22 | W, 43-3 | 2015 | H | 11/14 | L, 44-20 |
| 1983 | A | 11/19 | W, 31-17 | 2014 | A | 11/15 | L, 44-39 |
| 1982 | H | 10/23 | W, 28-14 (HC) | 2011 | A | 10/29 | L, 54-13 |
| 1981 | A | 10/17 | L, 24-21 | 2010 | H | 10/30 | L, 23-20 (OT) |
| 1980 | H | 10/18 | W, 17-0 (HC) | 2009 | A | 10/31 | L, 41-10 |
| 1979 | A | 10/13 | L, 28-24 | 2008 | H | 10/4 | L, 33-21 |
| 1978 | H | 10/21 | L, 28-7 (HC) | 2007 | A | 9/29 | L, 40-20 |
| 1977 | A | 10/22 | L, 17-15 | 2006 | H | 10/21 | L, 42-35 |
| 1976 | A | 11/6 | L, 21-17 | 2005 | A | 10/1 | L, 30-28 |
| 1975 | A | 10/11 | W, 10-7 | 2004 | H | 10/2 | L, 17-13 |
| 1974 | H | 11/9 | W, 25-22 | 2003 | A | 10/11 | W, 23-17 |
| 1973 | A | 10/13 | L, 19-14 | 2002 | H | 10/12 | W, 18-14 (HC) |
| 1972 | H | 10/14 | W, 14-7 (HC)_ | 2001 | A | 11/10 | L, 52-13 |
| 1971 | A | 10/16 | L, 45-35 | 2000 | H | 11/11 | W, 58-14 |
| 1970 | H | 10/17 | L, 35-34 (HC) | 1999 | H | 11/13 | W, 29-13 |
| 1969 | A | 10/18 | L, 46-36 | 1998 | A | 11/14 | L, 66-35 |
| 1968 | H | 10/19 | W, 23-13 | 1997 | H | 9/27 | L, 14-13 |
| 1967 | A | 10/21 | L, 20-0 | 1996 | A | 10/12 | L, 17-13 |
| 1966 | H | 10/22 | W, 17-14 (HC) | 1995 | H | 10/14 | L, 18-14 (HC) |
| 1965 | A | 10/2 | L, 16-0 | 1994 | A | 10/8 | W, 38-20 |
| 1964 | H | 11/7 | W, 14-7 | 1993 | H | 10/16 | L, 25-24 |
| 1963 | A | 10/12 | W, 14-13 | 1992 | A | 10/17 | L, 14-7 |
| 1962 | H | 10/27 | L, 22-15 (HC) | 1991 | H | 10/26 | L, 16-7 |
| 1936 | A | 10/9 | L, 45-13 (Friday) | 1990 | A | 10/20 | W, 23-19 |
| 1922 | A | | L, 15-12 | 1989 | H | 9/30 | W, 23-21 (HC) |





OPPONENT HISTORY (ALPHABETICAL)

| | | | | | | | |
|------|---|-------|----------------|--|---|-------|-------------------------|
| 1988 | A | 10/1 | L, 45-37 | 1958 | A | 10/18 | L, 17-6 |
| 1987 | H | 11/14 | W, 52-33 | 1957 | H | 10/19 | W, 26-13 (HC) |
| 1986 | H | 9/20 | L, 50-27 | 1956 | A | 10/20 | L, 26-6 |
| 1985 | H | 10/19 | W, 50-9 (HC) | 1955 | A | 10/29 | W, 20-0 |
| 1984 | A | 9/29 | W, 22-6 | 1955 | H | 10/1 | W, 28-14 |
| 1983 | H | 10/8 | W, 26-3 (HC) | 1954 | H | 10/30 | L, 39-20 |
| 1982 | A | 10/2 | L, 30-27 (3OT) | 1954 | A | 10/2 | L, 22-13 |
| 1981 | H | 11/7 | W, 31-3 | 1953 | A | 10/31 | W, 13-0 |
| 1980 | A | 10/11 | L, 21-7 | 1952 | H | 11/1 | W, 35-12 |
| 1979 | H | 9/22 | L, 31-14 | 1951 | A | 10/6 | W, 19-6 |
| 1978 | A | 10/14 | L, 23-12 | 1950 | H | 11/4 | W, 39-13 |
| 1977 | H | 10/15 | L, 31-0 (HC) | 1949 | A | | L, 19-14 |
| 1976 | A | 10/16 | L, 28-7 | 1948 | H | | W, 20-14 |
| 1975 | H | 10/18 | L, 19-7 (HC) | 1947 | A | | L, 34-12 |
| 1974 | A | 10/19 | L, 14-0 | 1941 | H | | T, 13-13 (HC) |
| 1973 | H | 10/6 | L, 43-21 | 1940 | H | | L, 15-7 |
| 1973 | A | 9/8 | L, 42-7 | 1939 | A | | L, 10-6 |
| 1972 | A | 10/28 | W, 20-16 | 1938 | H | | W, 16-0 (HC) |
| 1971 | H | 10/23 | W, 38-36 (HC) | 1937 | A | 10/16 | L, 25-7 |
| 1970 | A | 10/10 | W, 24-21 | 1936 | H | 11/11 | L, 32-19 (Monday) |
| 1969 | H | 10/11 | W, 20-7 (HC) | 1935 | H | 11/11 | T, 7-7 (HC) (Wednesday) |
| 1968 | A | 10/12 | L, 31-14 | 1933 | H | | W, 13-6 (HC) |
| 1967 | H | 10/14 | L, 24-7 (HC) | 1932 | A | | T, 0-0 |
| 1966 | A | 10/15 | L, 49-0 | 1923 | H | | L, 41-0 |
| 1965 | H | 10/16 | W, 14-0 (HC) | <u>Montana State Northern, 1-0 (1-0 Home)</u> | | | |
| 1964 | A | 10/24 | L, 20-0 | 2001 | H | 9/29 | W, 55-0 |
| 1963 | H | 10/26 | W, 19-15 (HC) | <u>Montana Tech, 9-4 (8-1 Home, 1-3 Away) 1923-</u> | | | |
| 1962 | A | 10/13 | L, 30-14 | 1937 listed as Montana Mines | | | |
| 1961 | H | 10/28 | W, 14-12 (HC) | 2001 | H | 9/8 | W, 40-7 |
| 1960 | A | 10/15 | L, 14-9 | 2000 | H | 9/9 | W, 58-7 |
| 1959 | H | 10/17 | W, 6-0 (HC) | 1937 | H | 10/30 | W, 39-6 |



OPPONENT HISTORY (ALPHABETICAL)

| | | | |
|------|---|-------|------------------|
| 1936 | A | 10/31 | L, 6-0 (Snow) |
| 1935 | H | 11/2 | W, 60-0 (Snow) |
| 1933 | H | | W, 33-13 |
| 1932 | A | | W, 17-7 |
| 1931 | H | | L, 14-7 |
| 1930 | A | | L, 32-24 |
| 1929 | H | 10/19 | W, 31-0 |
| 1928 | H | 11/11 | W, 22-0 (Sunday) |
| 1925 | A | 10/28 | L, 7-6 |
| 1923 | H | | W, 7-6 |

Montana Western, 10-0 (8-0 Home, 2-0 Away) 1928-31 listed as Montana Normal

| | | | |
|------|---|-------|---------------------|
| 2010 | H | 9/4 | W, 32-3 |
| 2005 | H | 9/17 | W, 37-0 |
| 2003 | H | 8/28 | W, 54-20 (Thursday) |
| 2002 | H | 8/29 | W, 48-7 (Thursday) |
| 1996 | H | 9/21 | W, 47-0 |
| 1980 | H | 10/25 | W, 41-0 |
| 1931 | A | 11/14 | W, 111-0 |
| 1930 | H | | W, 103-0 (HC) |
| 1929 | A | 11/2 | W, 40-0 |
| 1928 | H | 10/6 | W, 58-0 |

Nebraska, 0-1 (0-1 Away)

| | | | |
|------|---|------|---------|
| 2012 | A | 9/22 | L, 73-7 |
|------|---|------|---------|

Nebraska Omaha, 7-4-1 (5-1 Home, 2-3-1 Away)

| | | | |
|------|---|-------|----------|
| 1969 | H | 10/4 | W, 46-7 |
| 1968 | A | 11/16 | W, 16-13 |
| 1966 | H | 9/17 | W, 28-20 |
| 1965 | A | 9/18 | L, 26-14 |
| 1964 | H | 9/19 | W, 30-0 |
| 1963 | A | 9/28 | L, 19-6 |
| 1960 | H | 10/8 | W, 44-6 |

| | | | |
|------|---|-------|------------------|
| 1959 | A | 10/10 | W, 33-0 |
| 1956 | H | 10/13 | L, 9-0 (HC) |
| 1955 | A | 11/11 | L, 18-7 (Friday) |
| 1941 | A | | T, 0-0 (Rain) |
| 1939 | H | | W, 6-0 |

Nevada, 12-19 (7-7 Home, 5-12 Away)

| | | | | |
|------|---|-------|---------------|----|
| 2021 | A | 9/11 | L, 10-49 | |
| 2017 | A | 9/16 | W, 30-28 | |
| 1991 | A | 10/12 | L, 41-20 | 45 |
| 2 | | | | |
| 1990 | H | 10/6 | L, 17-10 (HC) | |
| 48 | 0 | | | |
| 1989 | A | 9/23 | L, 39-10 | 36 |
| 0 | | | | |
| 1988 | H | 11/19 | L, 50-13 | 22 |
| 2 | | | | |
| 1987 | A | 10/31 | L, 40-19 | 26 |
| 2 | | | | |
| 1986 | H | 11/1 | L, 44-14 | 26 |
| 0 | | | | |
| 1985 | A | 11/9 | L, 42-14 | 34 |
| 0 | | | | |
| 1984 | H | 11/17 | L, 29-27 | 26 |
| 1 | | | | |
| 1983 | H | 11/23 | L, 37-16 | 28 |
| 0 | | | | |
| 1983 | H | 10/1 | L, 27-20 | 22 |
| 1 | | | | |
| 1982 | H | 11/13 | L, 24-14 | |
| 1981 | H | 9/26 | W, 23-7 | |
| 1980 | A | 11/1 | W, 30-26 | |
| 1979 | A | 9/8 | L, 24-6 | |
| 1978 | H | 11/8 | L, 37-0 | |
| 1977 | A | 9/17 | L, 35-0 | |
| 1976 | H | 9/25 | W, 27-22 | |
| 1975 | A | 11/1 | W, 28-3 | |
| 1974 | H | 9/21 | W, 13-7 | |
| 1973 | A | 9/29 | L, 38-14 | |
| 1971 | H | 10/30 | W, 27-0 | |
| 1963 | H | 9/21 | W, 36-19 | |
| 1962 | A | 11/17 | L, 14-7 | |





OPPONENT HISTORY (ALPHABETICAL)

| | | | | | |
|--|-------|---------------------------|---|-------|----------------------------------|
| 1957 A | 9/28 | W, 40-6 | 1965 H | 11/6 | L, 27-0 |
| 1956 H | 9/22 | W, 20-6 | <u>North Texas, 0-1 (0-1 Away)</u> | | |
| 1953 A | 11/14 | W, 34-13 | 1995 A | 11/11 | L, 41-38 |
| 1952 H | 10/18 | W, 33-13 | 2022 H | 10/22 | L, 10-24 |
| 1940 A | | L, 62-0 | 2021 A | 10/2 | L, 48-17 |
| 1936 A | 10/2 | L, 21-12 (Friday) | 2018 H | 9/29 | W, 56-42 |
| <u>UNLV, 2-7 (2-0 Home, 0-7 Away)</u> | | | 2016 A | 10/15 | L, 52-7 |
| 2022 A | 8/27 | L, 21-52 | 2013 A | 10/19 | L, 39-30 |
| 2015 A | 9/26 | L, 80-8 | 2012 H | 11/3 | L, 50-10 |
| 2006 A | 9/2 | L, 54-10 | 2011 A | 9/24 | L, 20-3 |
| 1984 A | 10/13 | L, 33-20*forfeited to ISU | 2010 H | 9/25 | L, 32-7 (HC) |
| 1976 A | 10/2 | L, 31-17 | 2009 A | 10/24 | L, 40-12 |
| 1975 H | 9/20 | W, 15-7 | 2008 H | 10/18 | L, 52-30 (HC) |
| 1974 A | 11/23 | L, 31-7 | 2007 A | 10/13 | L, 45-24 |
| 1970 H | 9/26 | W, 64-34 | 2006 H | 9/23 | L, 33-27 |
| 1969 A | 11/8 | L, 35-31 | 2005 A | 11/12 | L, 42-28 |
| <u>New Mexico, 0-3 (0-3 Away)</u> | | | 2004 H | 11/13 | W, 24-17 |
| 1998 A | 9/5 | L, 38-9 | 2003 A | 11/8 | L, 46-31 |
| 1993 A | 11/6 | L, 39-13 | 2002 H | 11/9 | W, 46-20 |
| 1967 A | 9/16 | L, 21-3 | 2001 A | 10/6 | L, 51-26 |
| <u>North Dakota State, 0-1 (0-1 Home)</u> | | | 2000 H | 10/7 | W, 28-21 |
| 1964 H | 11/14 | L, 28-21 | 1999 H | 10/9 | L, 28-43 (game forfeited to ISU) |
| <u>North Dakota, 3-6 (1-5 Home, 2-1 Away)</u> | | | 1998 A | 10/10 | L, 30-7 |
| 2021 H | 9/4 | L, 35-14 | 1997 H | 11/1 | W, 41-24 |
| 2019 H | 10/12 | W, 55-20 | 1996 A | 10/2 | L, 50-38 (OT) |
| 2018 A | 9/22 | W, 25-21 | 1995 H | 10/28 | L, 42-14 |
| 2016 H | 10/22 | L, 28-21 | 1994 A | 9/17 | L, 41-19 |
| 2015 A | 10/10 | W, 37-31 | 1993 H | 9/25 | L, 32-15 |
| 2013 H | 10/5 | L, 28-25 | 1992 A | 9/26 | L, 27-12 |
| 2008 H | 9/18 | L, 38-35 | 1991 H | 10/5 | W, 45-14 (HC) |
| 1966 A | 9/24 | L, 41-0 | | | |



OPPONENT HISTORY (ALPHABETICAL)

| | | | | | | | |
|---|---|-------|--------------------|------|---|-------|---|
| 1990 | A | 9/29 | L, 35-32 | 2019 | H | 11/2 | L, 26-20 |
| 1989 | H | 10/28 | W, 24-20 | 2017 | A | 9/23 | L 43-42 |
| 1988 | A | 10/22 | L, 27-7 | 2014 | A | 10/25 | W, 46-12 |
| 1987 | H | 10/17 | L, 32-23 | 2013 | H | 10/12 | W, 40-26 |
| 1986 | A | 11/8 | L, 31-17 | 2012 | A | 10/20 | L, 52-14 |
| 1985 | H | 10/5 | W, 34-3 | 2011 | H | 9/17 | W, 50-20 |
| 1984 | A | 10/20 | W, 29-15 | 2010 | A | 9/18 | L, 35-21 |
| 1983 | H | 10/15 | W, 42-24 | 2009 | H | 10/17 | L, 30-7 |
| 1982 | A | 10/16 | L, 18-16 | 2008 | A | 10/11 | L, 29-9 |
| 1981 | H | 10/3 | W, 31-6 (HC) | 2007 | H | 10/6 | W, 26-14 (HC) |
| 1980 | A | 10/4 | L, 38-13 | 2006 | A | 10/7 | W, 41-13 |
| 1979 | H | 9/29 | L, 6-3 | 2004 | A | 9/18 | W, 49-42 (2 OT) |
| 1978 | A | 9/16 | L, 34-14 | 2003 | H | 9/13 | W, 42-33 |
| 1977 | H | 9/10 | L, 28-7 | 1989 | A | 9/9 | L, 19-17 (ISU earned the win via a forfeit) |
| 1976 | A | 9/11 | L, 34-7 | 1985 | H | 9/7 | W, 44-17 |
| 1975 | H | 10/4 | W, 17-7 | 1979 | H | 9/15 | L, 23-0 |
| 1974 | A | 9/28 | L, 20-15 | 1978 | A | 10/7 | W, 9-7 |
| 1973 | H | 11/22 | L, 35-7 (Thursday) | 1961 | A | 10/14 | L, 27-22 |
| 1966 | H | 10/1 | L, 14-13 | 1960 | H | 11/5 | W, 14-7 |
| 1965 | A | 10/9 | T, 0-0 | 1959 | A | 11/7 | W, 32-13 |
| 1964 | H | 10/3 | L, 28-21 | 1958 | H | 11/8 | W, 14-6 |
| 1963 | A | 10/5 | W, 13-2 | 1957 | A | 11/9 | W, 7-6 |
| 1962 | H | 10/6 | L, 35-26 | 1956 | H | 11/10 | W, 20-7 |
| 1961 | A | 10/14 | W, 27-0 | 1955 | A | 10/7 | W, 19-0 (Friday) |
| 1960 | H | 9/24 | W, 30-16 | 1954 | H | 10/9 | W, 28-13 (HC) |
| 1959 | A | 9/19 | L, 16-7 | 1953 | A | 10/16 | W, 10-7 (Friday) |
| 1954 | H | 11/11 | W, 46-7 (Thursday) | 1952 | H | 10/11 | W, 46-16 (HC) |
| 1951 | H | 10/27 | W, 34-20 | 1951 | A | 10/19 | W, 12-6 (Friday) |
| <u>Northern Colorado, 21-12 (11-4 Home, 10-7 Away) Was Colorado State from 1939-1961</u> | | | | 1950 | H | 10/28 | L, 20-18 (HC) |
| 2023 | H | 9/23 | W, 35-21 | 1949 | A | | W, 41-6 |
| 2022 | A | 9/24 | L, 14-35 | 1948 | H | | W, 28-6 (HC) |



OPPONENT HISTORY (ALPHABETICAL)

| | | | | | |
|--|-------|----------------|--------|-------|---------------|
| 1940 A | | L, 21-7 | 2008 A | 10/25 | L, 36-13 |
| 1939 H | | L, 13-0 | 2007 H | 10/20 | W, 38-20 |
| <u>Northern Iowa, 0-3 (0-1 Home, 0-2 Away)</u> | | | 2006 A | 10/14 | L, 34-13 |
| 2023 H | 9/16 | L, 17-41 | 2005 H | 11/5 | W, 36-34 |
| 2019 A | 9/21 | L, 13-6 | 2004 A | 11/6 | L, 42-21 |
| 1992 A | 9/19 | L, 49-11 | 2003 H | 11/1 | W, 30-20 |
| 1990 H | 9/22 | L, 44-10 | 2002 A | 11/2 | L, 27-24 |
| <u>Oklahoma, 0-1 (0-1 Away)</u> | | | 2001 H | 10/13 | W, 23-17 (HC) |
| 2009 A | 9/12 | L, 64-0 (Rain) | 2000 A | 10/14 | L, 59-24 |
| <u>Oregon, 0-1 (0-1 Away)</u> | | | 1999 H | 9/25 | L, 52-13 |
| 1988 A | 10/15 | L, 52-7 | 1998 A | 9/26 | W, 43-41 |
| <u>Oregon State, 0-2 (0-2 Away)</u> | | | 1997 H | 11/15 | W, 26-24 |
| 2016 A | 9/17 | L, 37-7 | 1996 A | 11/16 | W, 31-12 |
| 2007 A | 9/15 | L, 61-10 | 1994 A | 10/29 | L, 38-21 |
| <u>Pepperdine, 1-0 (1-0 Home)</u> | | | 1993 A | 9/11 | L, 21-7 |
| 1955 H | 9/17 | W, 9-0 | 1987 H | 10/10 | T, 24-24 (HC) |
| <u>Portland State, 27-18-1, (16-7-1 Home, 11-11 Away)</u> | | | 1985 A | 9/14 | W, 23-10 |
| 2023 A | 10/21 | W, 38-24 | 1982 H | 9/18 | W, 38-14 |
| 2021 A | 10/16 | L, 31-10 | 1981 A | 10/10 | W, 28-9 |
| 2019 H | 9/28 | W, 51-24 | 1980 H | 9/27 | W, 59-33 |
| 2018 A | 11/3 | W, 48-45 | 1979 A | 11/10 | L, 44-14 |
| 2017 H | 10/21 | W, 59-30 | 1978 H | 9/23 | W, 27-13 |
| 2016 A | 10/1 | L, 45-20 | 1977 A | 10/1 | L, 47-0 |
| 2015 H | 9/12 | L, 34-14 | 1976 H | 10/9 | L, 26-14 (HC) |
| 2014 A | 11/1 | W, 31-13 | 1974 H | 11/2 | W, 24-16 (HC) |
| 2013 H | 11/9 | L, 38-31 | 1973 A | 11/3 | W, 21-13 |
| 2012 A | 10/6 | L, 77-10 | 1972 H | 9/30 | W, 51-6 |
| 2011 H | 10/1 | L, 42-35 | 1971 A | 11/6 | W, 37-0 |
| 2010 A | 10/2 | L, 38-3 | 1970 H | 11/7 | W, 37-6 |
| 2009 H | 11/14 | W, 41-34 | 1969 A | 11/1 | W, 46-23 |
| | | | 1968 H | 9/14 | W, 52-30 |



OPPONENT HISTORY (ALPHABETICAL)

1967 A 11/23 W, 22-21 (Thursday)

1966 A 11/24 W, 12-7 (Thursday)

1965 H 10/30 W, 27-7

Rhode Island, 1-0 (1-0 Home)

1981 H 12/5 W, 51-0

Sacramento State, 8-14 (7-5 Home, 1-9 Away)

2023 A 10/28 L, 16-51

2021 H 9/25 L, 23-21

2017 A 10/14 L 41-21

2016 H 9/24 W, 42-34

2015 A 10/24 L, 38-13

2014 H 9/27 W, 44-24

2012 H 9/29 L, 54-31

2011 A 11/12 L, 24-9

2010 H 11/13 L, 45-17

2009 A 10/10 L, 38-17

2008 H 11/22 W, 36-33 (OT)

2007 A 11/17 L, 41-30

2006 H 11/4 L, 22-14

2005 A 10/22 W, 27-17

2004 H 10/23 W, 29-24 (HC)

2003 A 9/27 L, 47-21

2002 H 9/28 W, 32-24

2001 A 9/22 L, 33-27

2000 H 9/23 W, 41-39

1999 A 11/6 L, 41-20

1998 H 11/7 L, 36-13

1997 A 10/4 L, 23-19

1996 H 10/5 W, 44-8

San Diego, 0-1 (0-1 Away)

1958 A 11/23 L, 24-0 (Sunday)

San Diego State, 0-3 (0-3 Away)

2023 A 9/02 L, 28-36

2022 A 9/10 L, 21-52

2004 A 9/4 L, 38-21

Simon Fraser, 2-0 (2-0 Home)

2016 H 9/3 W, 47-3

2014 H 10/11 W, 66-14

South Carolina State, 1-0 (1-0 Home)

1981 H 12/12 W, 41-12

South Dakota, 1-1 (0-1 Home, 1-0 Away)

1972 H 9/16 L, 35-7

1971 A 9/18 W, 10-6

South Dakota State, 0-2 (0-1 Home, 0-1 Away)

1968 A 11/9 L, 41-22

1967 H 9/23 L, 24-22

Southern Oregon, 1-0 (1-0 Home)

2007 H 9/8 W, 37-11

Southern Utah, 9-8-1 (8-3 Home, 2-4-1 Away)

S 2021 A 03/06 W, 26-24

2019 A 10/26 L, 59-34

2016 H 10/29 L, 52-27

2014 H 11/18 W, 56-28

2013 A 10/26 L, 19-9

2005 H 9/1 W, 38-13 (Thursday)

2004 A 11/20 L, 45-31

2003 H 11/22 W, 36-17

2002 A 11/23 W, 42-17

2001 H 11/17 W, 30-23

2000 H 10/21 L, 62-24 (HC)

1999 A 10/23 L, 63-47

1998 H 10/24 W, 50-33





OPPONENT HISTORY (ALPHABETICAL)

1997 H 10/18 W, 46-31

1995 H 9/23 W, 48-14

1992 H 11/14 L, 29-28

1991 A 11/16 T, 35-35

1990 H 9/8 W, 37-12

1989 H 9/16 W, 37-34

Southwestern Louisiana (0-1 Away)

1985 A 9/21 L, 31-30

Tampa, 0-1 (0-1 Away)

1970 A 11/14 L, 68-7

Texas A&M Kingsville, 0-1 (0-1 Home) listed as Texas A&I in 1987

1987 H 9/12 L, 52-51

UTEP, 1-1 (0-2 Away)

1984 A 9/8 L, 16-14

1983 A 9/10 W, 12-10

Texas Arlington, 0-1 (0-1 Away)

1979 A 11/24 L, 48-0

Tulsa, 0-2 (0-2 Away)

1970 A 9/19 L, 38-13

1967 A 10/7 L, 58-0

UC Davis, 1-6 (1-2 Home, 0-4 Away)

2023 H 11/11 L, 14-21

2022 A 11/5 L, 3-43

2021 H 10/9 W, 27-17

S 2021 A 03/27 L, 27-31

2018 A 10/13 L, 44-37 (OT)

2017 H 11/04 L, 56-17

2013 A 9/28 L, 30-13

2012 H 10/13 L, 52-45

UC Santa Barbara, 0-1 (0-1 Away)

1950 A 10/20 L, 13-0 (Friday)

Utah, 0-8 (0-1 Home, 0-7 Away)

2019 A 9/14 L, 31-0

2014 A 8/28 L, 56-14

1994 A 9/10 L, 66-0

1988 A 9/10 L, 41-16

1987 A 9/26 L, 51-16

1978 A 9/9 L, 56-0

1944 A L, 24-0

1944 H L, 38-12

Utah State, 2-12 (1-2 Home, 1-9 Away, 0-1 Neutral)

2023 A 9/09 L, 28-78

2017 A 9/7 L, 51-13

2014 A 9/6 L, 40-20

2010 A 9/11 L, 38-17

2002 A 9/14 L, 38-33

2001 A 10/20 L, 28-27

2000 A 11/18 W, 27-24

1997 A 9/6 L, 41-7

1982 A 10/9 L, 30-3

1981 H 11/14 W, 50-24

1980 A 9/13 L, 14-7

1978 N 9/3 L, 10-0 (Sunday) (Played in Japan)

1977 H 11/19 L, 35-7

1946 A L, 47-0

1944 A L, 8-7

1932 H L, 32-0

1919 L, 137-0

Washington, 0-1 (0-1 Away)

2013 A 9/21 L, 56-0



OPPONENT HISTORY (ALPHABETICAL)

Washington State, 0-1 (0-1 Away)

2011 A 9/3 L, 64-21

Weber State, 15-45 (9-22 Home, 6-25 Away)

2023 H 11/04 L, 21-33

2022 A 11/12 L, 7-45

2021 H 10/30 L, 40-17

S 2021 A 4/10 L, 20-15

S 2021 H 2/27 L, 49-21

2019 A 11/23 L, 38-10

2018 H 11/17 L, 26-13

2017 A 11/18 L, 35-7

2016 H 11/19 L, 34-28

2015 A 11/21 L, 35-14

2014 H 11/22 W, 46-28

2013 A 11/23 L, 32-7

2012 H 11/17 L, 40-14

2011 A 10/15 L, 39-12

2010 H 10/16 L, 16-13

2009 A 9/19 L, 44-17

2008 H 11/8 L, 59-27

2007 A 11/3 L, 52-37

2006 H 11/18 L, 30-27

2005 A 10/29 L, 30-21 (Rain)

2004 H 10/30 L, 26-14

2003 A 10/25 L, 38-21

2002 H 10/26 W, 34-0

2001 A 10/27 L, 42-17

2000 H 10/28 L, 16-13

1999 A 9/18 L, 27-24

1998 H 9/19 L, 6-3

1997 A 11/22 L, 26-7

1996 H 11/23 L, 37-22

1995 H 11/18 W, 35-25

1994 A 11/5 L, 40-6

1993 H 11/13 L, 21-17

1992 A 10/24 L, 27-11

1991 H 11/23 L, 60-41

1990 A 9/15 L, 45-38 (2 OT)

1989 H 11/18 L, 45-35

1988 A 10/8 L, 34-13

1987 H 11/21 L, 53-37

1986 A 10/25 L, 63-33

1985 H 11/16 L, 46-45

1984 A 11/3 W, 26-22

1983 H 11/12 W, 38-32

1982 A 10/30 L, 26-7

1981 H 11/21 W, 33-30 (3 OT)

1980 H 11/15 W, 46-5

1980 A 9/20 L, 21-17

1979 H 11/3 L, 14-10

1978 A 11/4 L, 34-12

1977 H 11/12 W, 21-18

1976 A 10/23 L, 34-7

1975 H 10/25 W, 20-3

1974 A 10/26 W, 10-8

1973 H 10/27 L, 38-23 (HC)

1972 A 11/4 W, 49-7

1971 H 11/20 L, 28-21

1970 A 10/24 W, 30-14

1969 H 10/25 L, 28-25

1968 A 10/26 L, 23-16

1967 H 10/28 L, 19-0





OPPONENT HISTORY (ALPHABETICAL)

1966 A 10/29 L, 16-7

1965 H 10/23 L, 28-17

1964 A 10/31 W, 31-0

1963 H 11/9 W, 36-26

1962 A 10/20 W, 42-20

Western Oregon, 1-0 (1-0 Home, 0-0 Away)

2017 H 8/31 W, 37-6

Western State, 21-7-1 (16-1-1 Home, 6-6 Away)

2019 H 9/5 W, 38-13

2018 H 8/31 W, 45-10

2013 H 9/14 W, 29-3

2011 H 9/10 W, 44-7

1962 A 11/10 L, 17-16

1961 H 10/7 W, 22-10

1960 A 10/1 W, 46-21

1959 H 10/3 W, 32-7

1958 A 10/4 W, 7-0

1957 H 10/5 W, 41-13

1956 A 10/6 L, 14-13

1955 H 10/15 W, 14-6 (HC)

1954 A 10/14 L, 35-7 (Thursday)

1953 H 11/7 W, 33-20

1952 H 9/27 W, 40-0

1951 A 11/3 L, 40-25

1950 H 9/30 W, 53-13

1949 A W, 25-0

1948 H W, 25-0

1947 A W, 19-9

1946 H T, 6-6

1941 A W, 13-6

1940 H W, 7-0

1938 H L, 7-6

1937 A 11/20 L, 9-6

1936 H 10/17 W, 12-0

1935 A 10/19 W, 13-0

1934 H 11/17 W, 51-0

1932 A L, 13-7

1931 H 11/7 W, 7-6 (HC)

Wyoming, 1-3 (0-1 Home, 1-2 Away)

1975 A 9/13 W, 16-3

1972 A 9/9 L, 30-14

1949 H L, 58-13

1948 A L, 40-13



About Idaho State University





ADMINISTRATION



Idaho State University President Dr. Robert Wagner

The Idaho State Board of Education has named Robert W. Wagner as the next president of Idaho State University. He begins January 29, 2024.

Dr. Wagner is the Executive Vice President and Chief Operating Officer at Utah State University. A 16-year veteran at USU, Dr. Wagner has overseen various facets of the institution’s operations including strategic initiatives, student success, innovative academic programming, scholarship fundraising, marketing and student recruiting and retention. He recently co-chaired the development of USU’s first strategic plan in 20 years. He also led USU’s online delivery programs, within a multi-campus system and nationwide, which have been ranked in the top 25 in the nation for eight consecutive years by U.S. News and World Report.

Prior to his current position, Dr. Wagner also served in various other positions at USU including Vice President of Academic and Instruction Services and Executive Vice Provost and Dean.

Dr. Wagner holds a Ph.D. in Political Science from State University of New York at Albany, a Master of Public Administration from the University of Utah and a Bachelor of Science in Psychology from Brigham Young University. He has also completed programs in leadership at Harvard University and Arizona State University.

“My own experiences as a student instilled in me a compassion for every student who has embarked on the arduous, demanding and rewarding journey of pursuing a college degree,” said Dr. Wagner. “During my career, I feel honored to have witnessed the grit and success of many students who achieved noble goals while conquering individually unique difficulties. One of my challenges was being a non-traditional student, balancing family and work in pursuit of education and opportunity. My wife and I earned our bachelor’s degrees with one young child, I earned my master’s degree with four small children at home and my doctorate degree with a family of five children while living two thousand miles away from extended family and friends.”

Dr. Wagner and his wife, Tracy, have five adult children and three grandchildren.

“To the faculty, staff, and alumni of all of Idaho State University’s campuses, across this great state and even reaching Alaska; and to the diverse and vibrant populations and people whose history makes our collaborations richer and more meaningful – I pledge to you my unwavering support and dedication to this great institution,” said Dr. Wagner. “And to our students - you are why we are here. ISU will continue to be a student-centric university, finding innovative ways of supporting students and providing the highest caliber education with a focus on affordability, relevance and impact.”



ADMINISTRATION



Idaho State Director of Athletics Pauline Thiros

After a four-month national competitive search, President Kevin Satterlee announced Pauline Thiros as Idaho State's new Athletic Director.

"We have chosen the right leader who will take Bengal Athletics to the next level," Satterlee said. "I have been impressed with Pauline's ability to enact change and build a culture of excellence. The future vision of Idaho State Athletics will be one that places an utmost value on integrity, always striving for excellence, and a constant focus on creating a positive and inclusive community."

Thiros has held a variety of positions at the University during her 23-year-career. Most recently, she was the associate vice president of development. Thiros began her career at ISU as an assistant volleyball coach and recruiting coordinator in 1995. She played volleyball at ISU and was named All Big Sky Conference Academic Athlete of the Year in 1994. She was inducted to the ISU Sports Hall of Fame in 2006. Thiros began serving as interim athletic director in August 2018.

"I am excited to have this opportunity to serve the University and community I love," Thiros said. "Together, with our dedicated athletics staff, we will build on Idaho State's legacy and create an athletics program we can all be very proud of. ISU will be a force in the Big Sky Conference, and our student-athletes will achieve academic and athletic success. We are going to embrace and reward this community's long support."


Under Thiros' leadership, the Bengals have embarked on a new era of construction and growth in the athletic department including a \$12 million dollar renovation of Davis Field, a \$20+ million dollar renovation of the ICCU Dome, a renovated weight room, a Bengal fueling station and increased cost of attendance for all student athletes on campus.



SENIOR ADMINISTRATION



Crew Keller - Senior Associate AD for Development



Jonathan Match - Associate AD for Sports Information




Cody Sparrow - Associate AD for Compliance



SENIOR ADMINISTRATION



Fred Parrish - Assitant AD for Finance



Brandon Stephens - Assistant AD for Sports Performance



Becky Naber - Management Assistant





STAFF DIRECTORY

**QR CODE FOR THE 2024 IDAHO STATE ATH-
LETICS STAFF DIRECTORY**

OR

[CLICK HERE](#)







Big Sky History

The Big Sky Conference completed its 62nd year overall and 37th year of women’s competition during the 2024-25 academic year.

The Conference was established in 1963 by six charter members – Idaho, Idaho State, Gonzaga, Montana, Montana State and Weber State. The name originated in a novel written by A.B. Guthrie of Great Falls, MT, titled “The Big Sky”. The six presidents of the charter members adopted the name “Big Sky” for their new conference on February 25, 1963.

With 149 teams representing 12 institutions in 15 sports (six men’s, nine women’s), the Big Sky prides itself on its “#ExperienceElevated” platform that emphasizes the unique traits and lifelong benefits that the conference and its member institutions provide to around 3,300 student-athletes each year. The conference has 10 full members (Eastern Washington University; the University of Idaho; Idaho State University; the University of Montana; Montana State University; Northern Arizona University; the University of Northern Colorado; Portland State University; California State University, Sacramento; and Weber State University) located in eight states across the western United States, plus two football affiliate members (California Polytechnic State University and the University of California, Davis).

Conference members have won 13 NCAA national championships, including seven in football by five different members as well as six of the last eight men’s cross country titles by NAU.

For more information, visit BigSkyConf.com and the Big Sky’s accounts on Twitter, Facebook, Instagram, and YouTube at [@BigSkyConf](https://twitter.com/BigSkyConf).

Full-Time Members

- Eastern Washington (1987-)
- Idaho (1963-96, 2014-)
- Idaho State (1963-)
- Montana (1963-)
- Montana State (1963-)
- Northern Arizona (1970-)
- Northern Colorado (2006-)
- Portland State (1996-)
- Sacramento State (1996-)
- Weber State (1963-)

Affiliate Members

- Football
- Cal Poly (2012-)
- UC Davis (2012-)

Former Full-Time Members

- Boise State (1970-96)
- Cal State Northridge (1996-2001)
- Gonzaga (1963-79)
- Nevada (1979-92)
- North Dakota (2012-18)
- Southern Utah (2012-2022)





BIGSKY COUNTRY



Eastern Washington University
 University of Idaho
 Idaho State University
 University of Montana
 Montana State University

Northern Arizona University
 University of Northern Colorado
 Portland State University
 Sacramento State University
 Weber State University



IDAHO STATE FOOTBALL

2024

