

Idaho State Football QuickFacts



2012 Idaho State Football Quick Facts

Location	Pocatello, Idaho
Founded	1901
Enrollment	14,489
Conference	Big Sky Conference
Nickname	Bengals
Colors	Black and Orange
Stadium	Holt Arena/12,000
President	Dr. Arthur Vailas
Director of Athletics	Jeff Tingey
Athletics Phone	282-4668
Ticket Office Phone	282-FANS
Athletics Website	www.isubengals.com

Idaho State Athletics Communications

Ast. AD/Media Relations: Steve Schaack
921 S. 8th, Stop 8173
Pocatello, Idaho 83209
Office: (208)282-2621
Fax: (208) 282-3659
Schaack Cell: (208)406-3570
E-mail: schaste4@isu.edu
Website: www.isubengals.com

Coaching Staff

Head Coach	Mike Kramer
Record at Idaho State	2-9
Overall Record	79-84 (13 years)
Defensive Backs	Daniel Drayton
Inside WR	Matt Troxel
Offensive Line	Derrick Roche
Associate HC/OC/QBs	Don Bailey
Defensive Line	Todd Bates
Running Backs	Ryan Smaha
Outside Wide Receivers	Anthony Tucker
Inside Linebackers	Rudy Griffin
Dir. of Football and Video Operations	Tom Steiner

Team Information

2011 Record: 2-9, 1-7 (BSC)
Offense: Spread
Defense: 3/4
Lettermen Returning/Lost: 37/17
Starters Returning/Lost: Offense 9/2; Defense 4/7;

Idaho State Football Offensive Personnel

OFFENSIVE STARTERS RETURNING

WR	Derek Graves (6-0, 175, Sr.)
WR	Rodrick Rumble (6-2, 210, Sr.)
OL	Mark Clampitt (6-2, 283, Sr.)
OL	John van Vilet (6-2, 268, Sr.)
QB	Kevin Yost (6-1, 195, Sr.)
OL	Nick Beckman (6-5, 275, So.)
TE	Josh Hill (6-5, 229, Sr.)
OL	Erik Jacobson (6-5, 265, Jr.)
OL	Jim Bagley (6-3, 265, So.)

OFFENSIVE CONTRIBUTERS RETURNING

RB	Daniel McSurdy (5-11, 195, So.)
OL	Josh Cutler (6-3, 302, So.)
RB	Aaron Prier (5-10, 188, So.)
WR	Luke Austin (6-1, 185, Jr.)

Idaho State Football Defensive Personnel

DEFENSIVE STARTERS RETURNING

DB	Donovan Henley (6-0, 178, Sr.)
DB	Tanner Davis (5-10 208, Jr.)
DL	James Bergren (6-4, 248, Jr.)
DL	Jake Rouser (6-3, 242, Sr.)

DEFENSIVE CONTRIBUTERS RETURNING

DB	Jon Davidson (6-0, 183, Jr.)
DB	Ed Pritchett (5-9, 185, So.)
LB	Demetrius Allen (5-11, 217 So.)

LB	Jake Pele (6-1, 241, Jr.)
LB	Mitch Beckstead (6-0, 242, So.)
DL	David Forester (6-2, 255, So.)
DL	Austin Graves (6-2, 245, So.)
LB	Ethan Monroe (5-11, 245, Sr.)
LB	Keelan McCaffery (6-1, 215, So.)

SPECIAL TEAMS STARTERS RETURNING

PR	Jon Davidson (6-0, 183, Jr.)
KR	Derek Graves (6-0, 175, Sr.)
LS	Erik Jacobson (6-5, 265, Jr.)
PK	Brendon Garcia (5-11, 150, Jr.)

Why the Bengals?

How did Idaho State's athletic teams become the Bengals, when there just aren't any to be found in the region? A good question.

Originally, when the school was the Academy of Idaho in 1902, the school's athletic teams were dubbed "Bantams", and it stayed that way until 1917, when J.A. Fogt became head football coach. Now Idaho Tech, the team's nickname was changed to "Tigers", in part due to Ralph Hutchinson, who was the Director of Physical Education and Athletics. Hutchinson was a graduate of Princeton (the Tigers), so he founded the school's first booster club, the "I" Club, and brought the "Tiger" mascot with him.

When the school became the University of Idaho-Southern Branch in 1927, the nickname switched to "Bengals", although many newspaper and yearbook accounts refer to the team by both "Bengals" and "Tigers". The freshman teams during this time suffered the unfortunate distinction of the nickname "Kittens".

As a branch of the University of Idaho, the school's colors were black and gold, just like the Vandals, and although the official colors switched to black and orange sometime in the 1940s, the football team wore black jerseys with gold trim through the 60s. The squad also used red numerals for a while in the late 1940s, and the squads' 1970 home jerseys were more red than orange. It wasn't until 1971 that a truly orange jersey was used by the football team for the first time.

The school's official colors are black and orange (PMS 165), and the trim color is gold (PMS 137), a small remembrance to harken back to ISU's rich history.

Notable Idaho State Alumni



COURTESY EMC

Michael C. Ruetters is the CEO of EMC Corporation, the second largest business in the United States.



Courtesy Thinkse Minnesota V

Jared Allen is a three-time NFL All-Pro with the Minnesota Vikings.



Ed Sanders won the Olympic Gold Medal in heavyweight boxing for the United States in 1952.



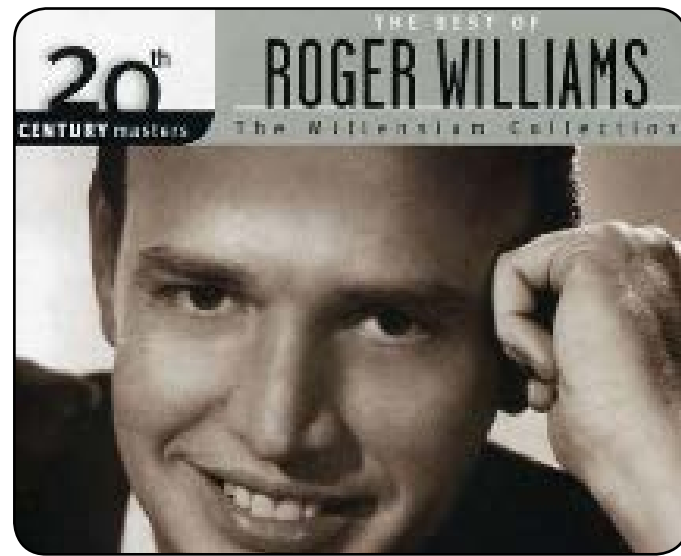
SUE ANN LANGDON/DAVID McCLURE

Sue Ann Langdon starred on both stage and screen, most notably on the Jackie Gleason Show, the Andy Griffith Show, The Dick Van Dyke Show, and Happy Days. She also starred in Elvis Presley's Roustabout.



COURTESY THE UNITED STATES ARMY

U.S. Army Maj. Gen. Antonio Taguba authored the investigative report about abuses of Iraqis at the Abu Ghraib prison at the hands of American soldiers. Taguba is the second-highest ranking Filipino-American officer in the U.S. Army



ROGER WILLIAMS

Roger Williams is a world famous pianist, who has had 18 of his albums certified gold by the Recording Industry Association of America.



COURTESY U.S. OLYMPICS

Stacy Dragila won the Olympic Gold Medal in the inaugural women's pole vault in Sydney in 2000. Dragila at one time held every single world record possible in the pole vault.



COURTESY OF THE PITTSBURGH STEELERS

Merril Hoge is a reporter for ESPN, and host of the Edge/NFL Match-up.



COURTESY OF TEXAS A&M

Bill Byrne served as the Director of Athletics at Texas A&M since 2002, after spending over 10 years in the same capacity with the University of Nebraska. Byrne was honored by ISU with the 2005 Professional Achievement Award. He retired in the summer of 2012.



COURTESY THE CINCINNATI BENGALS

Marvin Lewis is the head coach for the Cincinnati Bengals. He won a Super Bowl ring in 2000 as the Defensive Coordinator of the Baltimore Ravens, which set an NFL record for fewest points allowed in a season.




COURTESY WILLIAM PETERSEN

William Petersen is a veteran actor who is the executive producer and formerly starred as Gil Grissom in the nation's most popular show CSI: Crime Scene Investigation

Other Notable Alumni

- Hans Gregory Ashbaker World Famous Tenor
- Don Aslett Cleaning Authority & Author
- Terrel Bell Former Secretary, U.S. Department of Education
- Dr. Gary K. Bertsch Director of Center for International Trade and Security
- Ron Boone Radio/TV Broadcaster for the Utah Jazz
- John Foreman Producer of the movie "Butch Cassidy and the Sundance Kid"
- I. Herbert Gordon Peabody Award Winner, former NBC Executive
- Steve Hayes 10-Year Veteran of the National Basketball Association
- Florence Bean James Theatre Director
- General Amos Jordan Brigadier U.S. General and President and CEO of the Center for Strategic and International Studies
- Wally Kelly President, Viacom Outdoor
- Dirk Koetter Offensive Coordinator, Jacksonville Jaguars
- Peter C. Kole Chair of the New England Albanian Relief Organization (NEARO)
- Senator James McClure U.S. Senator 1973-91, Namesake of The James A. McClure Federal Building and Courthouse in Boise
- Lewis J. Neal President of NOXSO Corporation
- Les Purce President of Evergreen State College
- David Thomas World renowned dinosaur sculptor
- Dr. Claude Zobell Marine Microbiologist for the Scripps Oceanographic Institute

Holt Arena History



Holt Arena History

Idaho State has long been a national leader in innovative athletic facilities. In 1967, then-athletic director Milton 'Dubby' Holt first hit on the idea of playing both football and basketball in a domed structure on the ISU campus. The doors opened in September, 1970, with a 64-34 win over UNLV.

Only one domed facility predates Holt Arena: the Houston Astrodome. But ever since ISU demonstrated that a dome could be constructed at a reasonable price, which was \$2.8 million at the time, domes have proliferated around the country.

Holt Arena is presently one of the few totally-contained indoor stadiums anywhere. It consists of a 12,000-seat football field and an 8,000-seat basketball arena with a wooden floor from the Horner Flooring Company. In August of 2011, Holt Arena received an upgrade in field turf as Hellas Construction installed new turf that is used by the Dallas Cowboys.

Holt Arena has hosted many memorable events. Those coming to mind immediately include three NCAA Sub-Regional Basketball Tournaments, two of which ISU participated in, three NCAA Division I-AA playoff games involving Idaho State and two I-AA National Championship Games for which Pocatello bid to host and won, and numerous district and conference indoor track championships.

In 2001, Holt Arena hosted the Big Sky Conference Women's Basketball Tournament as well as the Golden Spike Invitational Track Meet, which was broadcast on ESPN.

The arena is also the site of numerous concerts by entertainers as diverse as Garth Brooks and the Mormon Tabernacle Choir, numerous state high school championships, and the Dodge National Circuit Finals Rodeo.

In 2009, courtesy of the Idaho Potato Commission, a new 16x12 foot video board debuted, further increasing the fan experience at Holt Arena.

HOLT ARENA FAST FACTS

Size: 400 feet by 420 feet, by 108 feet, encompassing 4 1/2 acres

Turf: AstroTurf

Track: ProWest 200-meter

Seating: Football, 11,767 bucket seats; Track, 12,000

Cost: Exactly \$2.8 million. ISU students voted in 1968 to increase their own fees to finance construction, which was completed in 1970.

Largest Crowds:

Att	Year	Opponent
13,895	1980	vs. Boise State (November 22)
13,444	1981	vs. Weber State
13,000	1971	vs. Boise State
12,983	1983	vs. Idaho
12,500	1970	vs. Idaho
12,400	1970	vs. Boise State
12,176	1984	vs. Boise State
12,153	1981	vs. Rhode Island
12,101	1982	vs. Boise State
12,008	1981	vs. Utah State
12,003	1981	vs. South Carolina State
12,000	1975	vs. Boise State
12,000	1972	vs. Idaho
12,000	1970	vs. Montana

Television: The following network telecasts originated in Holt Arena:

10-21-72	ISU vs. Idaho, regional ABC-TV.
11-13-76	ISU vs. Boise State, regional network.
12-12-81	ISU vs. South Carolina State, 1-AA Playoffs, regional ABC-TV.
12-19-87	Marshall vs. Northeast Louisiana, I-AA Championship, ESPN
12-17-88	Furman vs. Georgia Southern, I-AA Championship, ESPN
9-12-92	ISU vs. Boise State, PSN, regional.
11-12-94	ISU vs. Montana, PSN, regional.
9-30-95	ISU vs. Idaho, PSN, regional.
10-28-95	ISU vs. No. Arizona, PSN, regional.
11-23-96	ISU vs. Weber State, FOX NW, regional.
10-13-01	ISU vs. Portland State, FOX Sports Net
11-22-03	ISU vs. Southern Utah, The Football Network
10-2-04	ISU vs. Montana State, Altitude Sports
10-21-06	ISU vs. Montana State, Altitude Sports
10-6-07	ISU vs. Northern Colorado, Altitude Sports
10-4-08	ISU vs. Montana State, Altitude Sports
11-8-08	ISU vs. Weber State, Altitude Sports
10-17-09	ISU vs. Northern Colorado, Altitude Sports
9-18-10	ISU at Northern Colorado, Altitude Sports
10-30-10	ISU vs. Montana State, Altitude Sports

1981 National Champions



The 1981 Bengal squad went 12-1 on the way to the NCAA I-AA National Championship



Head coach Dave Kragthorpe is carried off the field in Wichita Falls, Texas with the National Championship Trophy

In the fall of 1981, the Idaho State University football team shocked the nation, as the Bengals capped an improbable season with a I-AA national championship.

The season was all the more remarkable because in 1979 the Bengals went 0-11, and the championship came just 14 months after ending the longest losing streak in I-AA history at 19 games.

After an opening win over Eastern Washington, the Bengals took out defending national champion Boise State in Boise 21-10. They followed that with home wins over a strong Nevada team and Northern Arizona, and a road win at Portland State.

ISU lost at Montana 24-21, but they would not falter again. They knocked off Idaho on the road 24-14, and then scored impressive home wins over Montana State 21-3, and Utah State, 50-24, setting up a winner-take-all showdown with Weber State for the Big Sky title and a berth in the NCAA playoffs. The game went to three overtimes, with ISU surviving a missed 32-yard field goal in the second overtime by WSU's Roger Ruzek that would have won the game. In the third overtime, Case deBruijn nailed a 33-yard field goal for a 33-30 win.

Idaho State then waltzed to the championship game after home wins against Rhode Island 51-0, and South Carolina State 41-12.

In the Pioneer Bowl, as the I-AA game was called, ISU went up against perennial power Eastern Kentucky, but the Bengals would not be denied, winning the title with a 34-23 victory.



The 1981 National Championship Ring



The Pocatello airport was brimming with fans waiting for the national champions to return home

The Babe Caccia Scholar-Athlete Award



Each spring, the Southern Idaho Chapter of the National Football Foundation hosts the annual NFF Scholar-Athlete Awards Banquet, honoring the best high school football players in regards to athletics and academics. Starting in 2002, the Southern Idaho Chapter has honored one football player from Idaho State and one from Boise State as well. Idaho State's honorees win the prestigious Babe Caccia Scholar-Athlete Award, while their counterparts in Boise earn the Lyle Smith Scholar-Athlete Award.

Along with a plaque given to the school and the award winner, the honorees are listed on a plaque in the College Football Hall of Fame.

Idaho State 2010 Babe Caccia Scholar-Athlete Winners

- 2011- John van Vliet
- 2010- Dustin Tew
- 2009- JD Ponciano
- 2008- Brad Rife
- 2007- Jon Winn
- 2006- Brandon Mennear
- 2005- David Tongelei
- 2004- Jeff Davenport
- 2003- Josh Whitworth
- 2002- Bart Brooks



2011 winner John van Vliet

Caccia Field



On Saturday afternoon, October 6, 2007 on Homecoming against Northern Colorado, Idaho State University dedicated the Holt Arena playing surface to ISU's all-time winningest coach, Italo J. "Babe" Caccia. The field is now known as Caccia Field.

The ceremony took place on the field prior to the nationally televised game with the Bears, a long standing former Rocky Mountain Conference rival that Caccia's squads went 9-1 against over his coaching tenure. Flanked by



his wife and family, Caccia, who celebrated his 90th birthday during the week of the festivities, was called by ISU President Dr. Arthur C. Vailas "an institution, and a true Bengal".

Caccia, who was the Athletic Director for ISU's 1981 National Championship season and worked hand in hand with his best friend and Holt Arena namesake Milton "Dubby" Holt, had the Holt Arena crowd in stitches at the ceremony, commenting that, "had I known all this would have happened, I'd be happy to turn 90 again next year!"

Babe coached the Bengals from 1952 through the 1965 season, compiling an all-time mark of 79-38-2. Babe's teams won Rocky Mountain Conference championships in 1952, 1953, 1955, 1957, and 1959, and he also won the first ever Big Sky Conference title in 1963. Caccia's legendary teams include a pair of undefeated squads in 1952 (8-0, 5-0 RMC) and in 1957 (9-0, 6-0 RMC). The 1957 team outscored their opponents 280-85, with only one game decided by 13 points or less.

Caccia's teams also went 11-3 on Homecoming, and fittingly, Idaho State scored a decisive 26-14 victory to commemorate the occasion and the christening of Caccia Field.



The Caccia Field logo was unveiled on the Holt Arena turf just prior to the start of the 2007 Homecoming game against Northern Colorado, a game ISU would win 26-14 on national television.



Idaho State President Arthur C. Vailas (left) shakes hands in congratulations with Babe Caccia after the formal dedication of the Holt Arena turf in his honor.

Bengals in the NFL



Evan Dietrich-Smith, Green Bay Packers



Jeff Charleston, New Orleans Saints



Matt Gutierrez, Washington Redskins formerly with New England Patriots.



*Marvin Lewis
Cincinnati Bengals
Head Coach*



TOGAFAU, PAGO #51 LB

Bengals in the NFL



Jared Allen, Minnesota Vikings



Jeff Charleston, New Orleans Saints



*Merril Hoge, former Pittsburgh Steeler
great and current ESPN NFL Announcer*



All-Time Idaho State NFL Roster



Allen, Jared, DL, Kansas City Chiefs, 2004-07 Minnesota Vikings, 2008-Present

Beals, Shawn, KR, Philadelphia Eagles, 1988
 Bell, Ed, WR, New York Jets, 1970-75
 San Diego Chargers, 1976
 Berry, John, DB, San Francisco 49ers, 1985
 Busch, Mike, QB, New York Giants, 1987
 Bugord, Seth, QB, Kansas City Chiefs, 2002
 Charleston, Jeff, DL, Houston Texans, 2006
 Indianapolis Colts, 2007
 New Orleans Saints, 2008-11
 Clark, D.J., CB, Carolina Panthers, 2009/Green Bay Packers 2009
Clayson, Braeden Arizona Cardinals 2010
 Cook, Bob, DB, San Francisco 49ers, 1959
 Courtney, Matt, DB, San Francisco 49ers, 1987
 DeBrujin, Case, P, Kansas City Chiefs, 1982
 Fitzgerald, Jamie, DB, Minnesota Vikings, 1987
 Garces, Pete, K, Detroit Lions, 2000
 Garnett, Rene, DB, New England Patriots, 1975
 Grant, Will, C, Buffalo Bills, 1978-87
 Seattle Seahawks, 1985
 Griggs, Shane, QB, Green Bay Packers, 2001
 Gutierrez, Matt, QB, New England Patriots, 2007-09
 Chicago Bears 2010
 Washington Redskins 2011
 Hancock, Mike, TE, Washington Redskins, 1973-74
 Harris, Carlis, WR, Denver Broncos, 1971
 Hoge, Merrill, RB, Pittsburgh Steelers, 1987-93
 Chicago Bears, 1994
 Hudgens, Kevin, DE, Atlanta Falcons, 1986
 Jackson, Ruben, DB, Los Angeles Raiders, 1991
 Jewell, Tom, T, San Francisco 49ers, 1961
 Johnson, Eddie, P, Minnesota Vikings, 2003
 Cincinnati Bengals 2004
 Jacksonville Jaguars, 2005
 Washington Redskins, 2006
 Denver Broncos, 2007
 Detroit Lions, 2008
 Jones, Blayne, Oakland Raiders (AFL), 1961
 Kendon, Matt, DT, New England Patriots, 1975

Key, Sale', WR, Cincinnati Bengals, 2005
 Lane, Jim, C, Detroit Lions, 1983
 Logan, Clyde, WR, Cincinnati Bengals, 2008
 MacDonald, Dan, LB, Denver Broncos, 1987
 Machurek, Mike, QB, Detroit Lions, 1982-84
 Mathis, Greg, DB, Oakland Raiders, 1974
 Miller, Don, LB, Seattle Seahawks, 1990
 Miller, John, T, Detroit Lions, 1964
 Mitchell, Isaac, RB, Buffalo Bills, 2004
 Morieno, Joel, DL, New York Jets, 1978
 O'Neal, Ken, TE, New Orleans Saints, 1987
 Otto, Bob, DL, Seattle Seahawks, 1985
 Dallas Cowboys, 1986
 Houston Oilers, 1987
 Oakland Raiders, 1972
 Price, Phil, DB, Baltimore Ravens, 2002
 Robinson, Josh, DB, Baltimore Ravens, 2002
 Roman, John, G, Baltimore Colts, 1975
 New York Jet 1976-82
 Scribner, Rick, G, Green Bay Packers, 1977
Smith-Dietrich, Evan, OL, Green Bay Packers, 2009-Present
 Stephenson, Al, T, Baltimore Colts, 1956
 Taylor, Dan, T, Dallas Cowboys 1983
 Thompson, Edwin, TE, Kansas City Chiefs, 2005
 Togafau, Pago, LB, Arizona Cardinals/Philadelphia Eagles, 2007
 New Orleans Saints, 2008
 Arizona Cardinals, 2009
 Tennessee Titans/Arizona Cardinals, 2010-11
 Toner, Tom, LB, Green Bay Packers, 1973
 Tripp, Paul, T, San Francisco 49ers, 1957
 Vertefeuille, Brian, T, San Diego Chargers, 1974

Wagstaff, Jim, DB, Detroit Lions, 1958
 Chicago Cardinals, 1959
 Buffalo Bills, 1960-61
 Zeidman, Dan, PK, Carolina Panthers, 2009



Eddie Johnson

Idaho State NFL Draft Choices						
Year	Rd	Pick	Sel.	Name	Team	Position
2004	4	30	126	Jared Allen	Chiefs	DE
2003	6	7	180	Eddie Johnson	Vikings	P
1987	10	10	261	Merril Hoge	Steelers	RB
1986	8	3	197	Kevin Hudgens	Falcons	DE
1985	9	24	248	Bob Otto	Seahawks	DE
1983	11	21	300	Dan Taylor	Cowboys	T
	12	14	321	Jim Lane	Lions	C
1982	6	15	154	Mike Machurek	Lions	QB
	8	19	214	Case DeBrujin	Chiefs	P
1977	3	18	74	Rick Scribner	Packers	G
1975	11	12	272	Rene Garnett	Patriots	DB
	12	11	297	Matt Kendon	Patriots	DT
	13	1	313	John Roman	Colts	G
1974	13	2	314	Brian Vertefeuille	Chargers	T
	15	19	383	Greg Mathis	Raiders	DB
1973	6	22	152	Tom Toner	Packers	LB
	8	11	193	Mike Hancock	Redskins	TE
1972	10	20	254	Phillip Price	Raiders	DB
1971	10	9	243	Carlis Harris	Broncos	WR
1970	9	20	228	Ed Bell	Jets	WR
1964	13	5	173	John Miller	Lions	T
1961	17	9	233	Tom Jewell	49ers	T
1959	16	6	186	Bob Cook	49ers	B
1958	21	12	253	Jim Wagstaff	Lions	B
1957	22	7	260	Paul Tripp	49ers	T
1956	23	6	271	Al (Bear) Stephenson	Colts	T

Bengals in Other Professional Leagues



NFL Europe

Jaret Johnson
 Amsterdam Admirals, 2007
Arena Football League
 Craig Barr
 Arizona Rattlers, 1993-95
 Sale' Key
 Utah Blaze, 2006
 New Orleans VooDoo, 2008
 Jacksonville Sharks, 2010-11
 San Antonio Talons, 2012
 Dan McDonald
 Maryland Commandos, 1989
 Eddie Thompson
 Spokane Shock, 2010
 Pittsburgh Power 2011
 Brandon Tuia
 Milwaukee Mustangs, 2001
 Mark Weivoda
 Chicago Rush, 2010-11
 San Antonio Talons- 2012

AF2

Emery Beckles
 Tri-Cities Fever, 2007-08
 David Beverly
 Quad City Steamrollers, 2008
 DeRonn Finley
 Green Bay Blizzard, 2004

Bakersfield Blitz, 2005-2007
 Boise Burn, 2008
 Michael Hodges
 Tri-Cities Fever, 2007-08
 Lamont Hudgens
 Green Bay Blizzard, 2004
 Bakersfield Blitz, 2005-2007
 Ernie James
 Boise Burn, 2008-10
 Jaret Johnson
 Bakersfield Blitz, 2006
 Sale' Key
 Memphis Explorers, 2005
 Stockton Lightning, 2007
 Karl Kuhau-Liftee
 Tri-Cities Fever, 2005
 Shedrack Okoebor
 Central Valley Coyotes, 2007
 Boise Burn, 2008
 Robert Polecki
 Tri-Cities Fever, 2005
 Josh Robinson
 Hawaii Islanders, 2003-2004
 Everett Hawks, 2005-2006
 Boise Burn, 2007-08
 Mark Weivoda
 Memphis Explorers, 2006
 Boise Burn, 2007-09
 Donte' Williams
 Rio Grande Valley Dorados, 2007
 George Yarno
 Boise Burn, 2008

Canadian Football League

Emery Beckles
 Saskatchewan Roughriders, 2004-05
 Steve Burch
 Ottawa Renegades, 2005
 Brett Fowler
 British Columbia Lions, 2004
 Eddie Johnson

Toronto Argonauts, 2009
 Saskatchewan Roughriders, 2010
 Eric Johnson
 Toronto Argonauts, 2002
 Kennedy Nkeyasen
 Saskatchewan Roughriders, 1999-2005
 Wally Buono
 Montreal Alouettes 1972-81
 Pat Bonnett^
 Shawn Beals^
 Butch Caston^
 Art Edgson^
 Bob Hornes^
 Larry Kerychuk^
 Joe Patrone^
 Dwain Wilson^

Continental Football League

Roger Cross
 Indianapolis Capitols, 1968-69
 Greg Duff
 Eugene Bombers, 1967
 Orange County Ramblers, 1968
 Leroy Harris
 Sacramento Capitols, 1969
 Eugene Keliikuli
 Fort Wayne Warriors, 1965
 Montreal Beavers, 1966-67
 Indianapolis Capitols, 1968-69
 John Miller
 Rhode Island Indians, 1965
 John Montes
 Norfolk Neptunes, 1967
 Robert Odom
 Fort Worth Braves, 1969
 Keith Steely
 Victoria Steelers/Tyees, 1967
 Nick Yorges
 Rhode Island Indians, 1965

XFL

Eric Johnson
 Los Angeles Xtreme, 2001


Indoor Professional Football League

Cazzie Brown
 Boise Stallions, 2000-01
 Monte Walzer
 Boise Stallions, 2001
 Virgil Gardner
 Mobile, 2000
 Ron Manu
 Idaho Stallions, 1999

National Indoor Football League

Trevor Bell
 Utah Express/Warriors, 2002-2004
 Cazzie Brown
 Utah Express/Warriors, 2002-2004
 Pete Garces
 Utah Express/Warriors, 2002-2004
 Wyoming Calvary 2005
 Jeff Main
 Utah Express/Warriors, 2001-2004
 Matt Nighswonger
 Yakima Shockwave, 2001
 Emery Beckles
 Wyoming Calvary, 2011
 Michael Hodges
 Wyoming Calvary, 2011

Conference Champions



1952 ROCKY MOUNTAIN CONFERENCE CHAMPIONS




The 1952 squad was ISC's first undefeated, untied team, as well as the school's first conference champion. The Bengals outscored their eight opponents 233-85, and they clinched their perfect conference season with a 35-12 win over Montana State. One week later the Bengals nipped Lewis and Clark 21-18 for a perfect season. A note to the season; in ISC's 17-6 win over Colorado College, defensive back Carl Williams kicked the school's first-ever field goal from a placekick. Previously ISU had dropkicked all of their field goals.

1953 ROCKY MOUNTAIN CONFERENCE CHAMPIONS



The 1953 Bengals went 6-2 but were perfect in the conference in becoming ISU's only repeat conference champion. The Bengals saw their winning streak end at eight in the season opener when Eastern Washington nipped the Bengals 14-6. ISC then won three games by a total of 19 points over Colorado College 27-20, Colorado Mines 30-21, and Colorado State 10-7. The Bengals then suffered a loss to the College of Idaho before taking out Montana State and Western State, giving ISU a perfect 5-0 conference mark, despite winning all five games by an average of less than eight points.

1955 ROCKY MOUNTAIN CONFERENCE CHAMPIONS



The 1955 Bengals go down as possibly the best defensive team in school history. The Bengals won three of their first four games by shutout, and later added a fourth shutout. Only a final game loss to Omaha prevented a perfect season, still the Bengal defense allowed 70 points for the season, just 7.8 points per game.


1957 ROCKY MOUNTAIN CONFERENCE CHAMPIONS



The 1957 squad was ISC's second-ever undefeated, untied team, going a perfect 9-0 en route to their fourth conference championship. The Bengals scored at least 22 points in all but one game, and allowed more than 13 just once. ISC's only close call was in game seven, a tense 7-6 win over Northern Colorado. ISC ended the season with a 34-21 win over the College of Idaho.

ISU ALUMNI OFFICE/WICKIUP

Conference Champions




1959 ROCKY MOUNTAIN CONFERENCE CHAMPIONS



ISU ALUMNI OFFICE/WICKIUP

The 1959 squad went the difficult route to a conference championship, winning their final six games after dropping the first two of the season. After losing 16-7 to Northern Arizona and 14-8 to Hawai'i on Statehood Day, the Bengals rebounded with a 32-7 win over Western State. Back-to-back shutouts followed over Omaha (33-0) and Montana State (6-0 on Homecoming). The Bengals then took out Colorado College 14-8 and the College of Idaho 28-21 setting up a final end of season showdown for the title with Northern Colorado, which ISC won 32-13, clinching championship #5.

1963 BIG SKY CONFERENCE CHAMPIONS




Despite a 5-3 overall record, ISU won the first-ever Big Sky title with some late heroics against arch-rival Weber State. ISU won their opener over Nevada 36-19 before dropping a road game at Omaha 19-6. The Bengals won three straight, over Northern Arizona 13-2, Montana 14-13, and Montana State 19-15 before losing to Drake 15-12. ISU then trailed Weber State 26-8 before scoring 28 straight points, including 20 in the fourth quarter to clinch the title, despite a loss to Idaho the next week. ISU's final game of 1963 against Wichita was cancelled due to the assassination of President John F. Kennedy.

1981 BIG SKY CONFERENCE CHAMPIONS



The greatest team in Idaho State history, the Bengals went from a 19-game losing streak to a national title nearly 19 games later. ISU went 12-1 on the season, including a win over Division I-A Utah State. ISU got their conference title when Case deBuijn kicked a 33-yard field goal in the third overtime to defeat Weber State 33-30. From there, ISU rolled Rhode Island and South Carolina Staet before taking down Eastern Kentucky 34-23 in Wichita Falls, Texas for the championship.

2002 BIG SKY CONFERENCE CHAMPIONS



The Bengals won their first conference title since 1981 (see page 20) as they shared the title with Montana and Montana State by going 5-2. ISU got a key road win at Eastern Washington, and swept all four conference opponents at home on the way to a 6-0 Holt arena mark and an 8-3 overall record. ISU's Homecoming win over Montana State was a thriller, as the Bengals won 18-14 after trailing 14-6 in the fourth. MSU was stopped at the ISU 4-yard line as time ran out, and ISU also blanked Weber State 34-0, the Bengals' first conference shutout in 22 years.

Great Moments in Bengal Football History



In 2004, Idaho State University celebrated the 100th season of football. In conjunction with that milestone, a radio campaign of the top moments in Idaho State history were presented over the course of the season. Enjoy this trip down memory lane and enjoy the moments that made it onto the list, plus a few new additions.

September 1902. Idaho State's First Game.

The University was barely a year old when Idaho State's football team took the field for the first of five games in their inaugural season. The team didn't need to look far for an opponent, as the squad took on the Pocatello High School team and won 17-0. The ISU squad defeated Pocatello three more times during the year, and Idaho Falls High School once to finish their first season with a perfect 5-0 mark.



The 1902 team was Idaho State's first, and they were a perfect 5-0 on the season.

November 1907. Birth of a Champion.

Under the first year of head coach John Morris, the 1907 Bengals won their first-ever recognized title, winning the Idaho Scholastic Championship. Under the direction of Ben Lowrie, the earliest recognized captain in the program's history, the Bengals clinched the title with a 34-0 whitewash of Payette High School.



September 1920. ISU's First Great Coach Debuts. In Idaho State's first 17 seasons, the Bengals went through seven coaches, but in 1920, the Bengals saw the coaching debut of Ralph Hutchinson, and ISU football, and ISU

athletics would be forever changed. Hutchinson, who years earlier helped change ISU's nickname from the "Bantams" to the "Tigers", defeated Blackfoot High School 20-7 in his first game. He would go on to coach eight seasons, leading the Bengals to a 25-24-1 record. He also is credited with starting ISU's first booster organization, the "I" Club, as well as helping the school adopt the nickname "Bengals" in 1927.

November 18, 1931. Plasty's Boys Plaster Montana-Western. The 1931 squad headed to Dillon, Montana for the season finale at Montana-Western with a 6-1 record. In Idaho State's

first seven games the team had scored 112 points. Against the overmatched Bulldogs, they nearly doubled that total as the Bengals ran all over the place, but mostly in the end zone as they delivered the school's all-time shellacking, handing Western a 111-0 pasting. While it had to be fun, it probably was old hat for head coach Felix Plastino, who saw his Bengals run up 103 points against Montana-Western on Homecoming just one year earlier.

November 1935. The Greatest Defense Ever Closes Out the Season. Un-

der first year head coach Guy Wicks, Idaho State's 1935 Bengals were the first team to play an entire season of at least eight games without a loss, going 7-0-1, but it was ISU's defense from that squad that will go down as the best in school history. Over the eight game season, the Bengals pitched four shutouts, allowing just 26 points and four touchdowns all season. The defense actually was a carry over from the 1934 squad, as those two teams combined to allow a paltry 57 points over 15 games with seven shutouts.

October 29, 1937. Dubby Holt's Record Return. Idaho State's 1937 Homecoming victory over the College of Idaho was like most of ISU's other early Homecoming wins, except for the play of Dubby Holt. The man who raced Jesse Owens to a dead heat took a punt on his own 12-yard line, and left everyone in a cloud of dust. When he finally stopped 88 yards later, he owned the longest punt return for a touchdown in school history. In the following 71 years, that record hasn't been topped, and it is still the longest standing individual record in ISU football history.

October, 1940. Atkinson's Last Gasp Pass Stuns Albion. In a game that featured four lead changes, it was the last that was the most dramatic. Trailing 26-24, the Bengals had moved into Albion territory with a chance for one final play. In an era where the forward pass wasn't used by the Bengals all that much, tailback George Atkinson took a pitch and lofted a pass down field and into the end zone, where Pete Gallagher came down with it after the official's gun went off to signal the end of the game. That late score is the first recorded walk-off winning play in ISU's history, and it gave ISU a 31-26 win.

September 30, 1950. Lyle Andersen's Sneak Surprises Everyone. Senior quarterback Lyle Andersen might be Idaho State's least likely 100-yard rusher ever. In a home game against Western State, the Bengals found themselves backed up on their own

1-yard line. Head coach John Vesser called for a quarterback sneak up the middle by Andersen to clear some room on first down. Andersen plowed past his center, and found the field wide open. Amazingly, Andersen went untouched 99 yards for a touchdown, demoralizing Western State and setting the stage for a 53-13 win. Andersen would rush for 109 yards in the contest.

October 11, 1952. Williams wasn't the best, but he was the first. Idaho State has gained a reputation for producing some of college football's best kickers and punters, but that tradition began way back in 1952, during Idaho State's first-ever undefeated season. Carl Williams, a defensive back and a running back by trade kicked a field goal in



Babe Caccia (in the tie) talks to his troops prior to the 1958 opener.

Idaho State's 17-6 win over Colorado College. That field goal was the first ever in the history of the storied Bengal program.

September 27, 1958. Babe Caccia Becomes ISU's Winningest Coach. Entering the 1958 season, the Bengals were coming off a fourth conference title, and 13 consecutive wins. Also entering the 1958 season, Babe Caccia had won 41 games in his ISU coaching career, equaling the total of the man he replaced, John Vesser, for the most in school history. Opening against the Eastern Washington Eagles, and led by All-American guard Dee Pankratz, the Bengals won 30-7, and Caccia would go on to win 37 more games,

Great Moments in Bengal Football History



giving him 79 in his brilliant 11-year career.

September 27, 1958. The Koetter Era Begins. The 1958 season opener against Eastern Washington marked the college debut of what can be called the first family of ISU football. Jim Koetter lettered in both 1958-59, the first member of the Koetter family to touch ISU football. Jim later coached the Bengals for five years, leading ISU to their second playoff berth. Two of his sons also played for ISU. Dirk Koetter was a quarterback on the 1981



The Bengals dive over for a touchdown against Eastern Washington in 1958, the first game as a bengal for Jim Koetter, jump-starting the Koetter dynasty at Idaho State.

national championship team, and is currently the offensive coordinator for the Jacksonville Jaguars. Brent Koetter twice led Idaho State in interceptions and later coached both Pocatello and Highland High School to state football titles.

September 19, 1959. The Bengals participate in Hawaiian History. In 1959, America grew from 48 to 50 states with the addition of Alaska and Hawaii to the United States. Hawaii, the 50th state, turned out to be Idaho State's football opponent on Statehood Day. The Rainbows, missing the big celebration back home, had their own at Davis Field as they defeated the Bengals 14-8. Unfazed by the loss, the Bengals wound up winning the

final six games of the season, claiming their fifth and final Rocky Mountain Conference championship.

October 8, 1960. The Defense Goes on the Offensive. The 1960 Homecoming game against Colorado College was a 77-8 blitzing by the Bengals, a game that still holds the record for ISU's largest margin of victory at 69 points. However, the

game also holds a different distinction. In that game ISU recorded a record six interceptions, and they returned three of those for touchdowns, including an 82-yard score by Burdette Mallack and a 97-yard return by LeRoy Russell. The three scores meant ISU's defense actually outscored Colorado College's offense three touchdowns to one.

November 9, 1963. A Rivalry is Born. The 1963 meeting between Idaho State and Weber State might have been the second meeting between the two schools, but it was the beginning of a rivalry. Trailing 26-8, the Bengals reeled off the final 28 points, including 20 in the fourth quarter as the Bengals clinched the first-ever Big Sky Conference football title with a 36-26 victory.

November 23, 1963. The Bengals Pause to Remember. The 1963 season was one in which the Bengals began play in the Big Sky Conference, winning the first ever Sky title. The season ended with a 5-3 record, but Idaho State's ninth game was supposed to be against Wichita State, the first meeting ever

between the two programs. That meeting never took place. The game was cancelled that week as Pocatello, and all of America mourned the assassination of President John F. Kennedy. The game was never made up, and the two teams never faced each other again.



The 1963 team took part in two major moments in ISU football history, the first ever Division I game with Weber State, and the postponement of the final game of the season due to the assassination of John F. Kennedy.

September 20, 1969. The Flea Buzzes Parsons College. In the 1969 season opening win over Parsons College, Ed "The Flea" Bell torched the competition for a school record 261 yards receiving and a record four touchdowns. Bell's opening onslaught set the stage for his record setting 1969 season in which he set single season records with 20 touchdowns and 1,522 yards, and 96 catches, numbers which may never be equaled.

September 26, 1970. The Birth of Dome Field Advantage. The brainchild of then Athletic Director Milton "Dubby" Holt, the ASISU Minidome, as it was originally named, opened for ISU football with a game against the UNLV Rebels. What transpired was a 64-34 Bengal win in a slugfest. Ken Warren grabbed a career-high 151 receiving yards in a game that still stands as an ISU record for points in a game at Holt Arena.

December 1972. Steve Beller Becomes ISU's First Academic All-American. The 1972 Bengals under Bob Griffin were successful on the field at 7-3, and kicker Steve Beller proved successful on and off it. Beller hit on 29-of-32 extra points and 6-of-10 field goals during the


year, but his work in the classroom earned him Academic All-American honors from the College Sports Information Directors of America, becoming the first Idaho State football player to earn football's highest academic honor.

September 24, 1977. Eastern Montana Lays an Egg. Just looking at the final score among the seasons, Idaho State's 47-15 win over Eastern Montana in 1977 seems like a blip on a non-stellar 3-8 season, but it's what's not there that is so amazing. Despite needing to pass to make a comeback, the Bengals held Eastern Montana to zero yards passing. Even more amazing, the Bengals didn't even allow a completion. That never happened before, and it hasn't happened since.

September 2, 1978. Domo Arigato, Mr. Osaka. There are home games, there are road games, there are neutral site games, and then there is the 1978 season opener. Idaho State and Utah State, located just 90 miles apart, opened the 1978 season.... in Osaka, Japan. As part of a cultural exchange, the two programs traveled halfway around the world to open the season. The travel took its toll on both teams as the Bengals dropped a sloppy game to Utah State 10-0. The travel took its toll coming back too as ISU was shutout the next week, although they finally broke into the win column in their home opener, beating Portland State 27-13.

November 11, 1978. Talk About the Defense Not Showing Up. Idaho State's trip to the University of Idaho for a late 1978 Big Sky game figured to be a leisurely one hour flight. Head Coach Bud Hake had two planes to take the team, offense on one plane, the defense on the other. An hour later the offense's plane touched down, but the defense's plane never left the runway in Pocatello. Mechanical problems forced the cancellation of the flight, and since the team left the day of the game, the Bengals were forced to take a loss, 2-0, against the Vandals, although it was officially recorded

Great Moments in Bengal Football History



by NCAA as a "no contest".

September 27, 1980. The Beginning of a New Era. Before the Bengals could become the greatest, they had to learn how to win, and that moment came early in 1980. In just the third game under new head coach Dave Kragthorpe, the Bengals ended a 19-game losing streak, at the time the longest in I-AA history, with a 59-33 thrashing of Portland State and their five receiver run-and-shoot offense. After 20 games, the Bengals finally tasted victory, and just 20 games later, they would taste a national championship.



Head Coach Dave Kragthorpe (left) and Athletic Director Babe Caccia pose with the 1981 National Championship Trophy.

November 21, 1981. Case DeBruijn's Kick Ends an Epic Battle. For the finale of the 1981 season, Idaho State and Weber State met at Holt Arena for the Big Sky title. ISU survived a 100-yard kickoff return for a touchdown by Weber State, and the game came down to overtime. After surviving again, this on a missed 32-yard field goal by Roger Ruzek that would have won it for the Wildcats in the

second overtime, Hall of Fame kicker Case DeBruijn nailed a 33-yard field goal at the end of the third overtime to give ISU a 33-30 win and the Big Sky title in the longest game in ISU history.

December 19, 1981. The Bengals Reach the Pinnacle. Idaho State climbed the long road back from worst to first as All-American quarterback Mike Machurek threw for 330 yards, the last of his eight career 300-yard games as the Bengals defeated Eastern Kentucky 34-23 in Wichita Falls, Texas to win the I-AA National Championship. The win capped a remarkable turnaround from an 0-11 season just two years prior.

November 23, 1985. Merrill Hoge Becomes ISU's First 1,000-yard Rusher. Heading into the 1985 season finale against Eastern Washington, Pocatello native Merrill Hoge had rushed for 892 yards, and he needed nine yards to better his school record for rushing yards in a season. He also needed 108 to become the first Bengal to ever rush for 1,000 yards. Despite a 42-21 loss, Hoge did his part, rushing for 149 yards, his second-best single-game total ever to get to 1,041 yards, becoming the first ISU rusher to 1,000 yards. To date, he is just one of four to accomplish the feat.

September 12, 1987. A Good Ol' Fashioned Texas Shootout. The season opener between Idaho State and

Texas A&I (now Texas A&M Kingsville) kept the scoreboard operator busy the entire night. The two teams combined for the first combined 100-point game in Holt Arena history as the Javalinas defeated the Bengals 52-51 in a classic game. Big efforts abounded, including a 93-yard kickoff return for a touchdown and 100 yards receiving by Butch Caston and a 103-yard rushing effort by Corky Federico. Despite ISU's record 28-point third quarter outburst, ISU fell a point short.

November 10, 1990. Jason's Back One Last Time. Jason Whitmer, ISU's starting quarterback from 1987-90, won just nine games in his career, but it wasn't for a lack of trying. Whitmer threw for 300 yards a record 12 times, including a 336-yard performance in his last win, a 30-27 decision over Mesa State. Whitmer's four year career ended with ISU career records for yards, attempts, completions, touchdowns and of course, 300-yard games.

September 12, 1992. The Globe of Death. The Philadelphia Eagles have "The Miracle at the Meadowlands", the San Francisco 49ers have "The Catch", but the Idaho State Bengals have "The Globe of Death". After Boise State scored a touchdown with 22 seconds left to give the Broncos what seemed like a 20-17 win, BSU kicked off, and the Bengals pulled out their bag of tricks. After Carlos Reed received the squib kick, all 11 players huddled together and then sprinted out in different directions. Robert Johnson actually had the ball and returned it to the BSU 42-yard line, and a personal foul moved the ball into field goal range (the play was confusing for the statisticians too, as Sylvester Jones was officially credited with the return). Going for the win, backup quarterback Paul Putnam hit Rommie Wheeler for a touchdown with five seconds left for an improbable 24-20 win.

September 21, 1996. Marcus Jackson Suffers a Tragic Injury. It was a simple tackle

late in the first half of an otherwise non-descript 47-0 rout of Montana-Western. It was a tackle that would change a life and touch a community. Marcus Jackson suffered a traumatic spinal injury on the tackle, becoming paralyzed from the neck down. Jackson, however, returned to school the following year, and in the summer of 1999, he truly became one of the most heroic figures in ISU history when he battled to earn a bachelor's degree, despite what some would say was an insurmountable handicap. Insurmountable to most, but not to Marcus Jackson.


November 16, 1996. Ed Coleman's Shining Moment. Ed Coleman played only one season for Idaho State University, as a reserve running back who basically was not even on the two-deep during the season. But, pressed into service in the next-to-last game of 1996, Coleman had his day in the sun as he rushed for 232 yards against Portland State, the second-most in school history at that time. The game would prove to be the only 100-yard rushing game of Coleman's career.

October 23, 1997. James Ferrell Kicks ISU into an Inadvertent Controversy. Leading 43-31 over Southern Utah with four seconds left, Idaho State kicker James Ferrell stood on the sidelines with four made field goals, seemingly settling for a tie of the ISU single-game




James Ferrell's school record fifth field goal brought about a potato boycott, disparaging comments about Holt Arena, and eventually it led to the end of C. Ray Gregory's coaching tenure at Southern Utah.

Great Moments in Bengal Football History



Pete Garces tied the NCAA record for the longest field goal without a tee when he kicked this 60-yard field goal against Cal State Northridge in the 1998 season finale, a win that knocked Northridge from the I-AA playoffs.



Kevin McCarthy had the greatest back-to-back passing games ever by an ISU quarterback.

November 21, 1998. Pete Garces's Big Boot. Pete Garces was a late signee to the Idaho State roster, but he might have been 1998's most important. Possessing arguably the strongest leg in school history, Garces would go on to tie an NCAA record for most career 50-yard field goals with 11. In the '98 finale against Cal State Northridge, ISU tight end Robert McBride dropped

a sure touchdown pass on third down from the Matador 42. With the crowd still buzzing, Peter Garces trotted out for a 60-yard field goal. The ball was hit with such force that it crossed the goalposts midway up, giving him the longest I-AA field goal without a tee at that time. The points were the difference in the season ending 32-29 win.

September 4 & 11, 1999. The Mackay Missile Runs Rampant. Entering 1999, junior running back Nick Whitworth wanted to show ISU's new coaching staff he could be an impact running back. Mission accomplished. Whitworth opened the season with a 221-yard effort against Eastern Oregon, the most rushing yards by an ISU back in Holt Arena history, bettering the old record that had stood for eight years. Whitworth's record never made it to eight days as he rolled up a Holt and school record 273 yards on the ground against Ft. Lewis the very next week. His 494 yards in back-to-back games easily stands as a school record.

October 16 and 23, 1999. McCarthy's

Back-to-Back Explosion. The son of ISU Hall of Fame tight end John McCarthy, quarterback Kevin McCarthy spent most of his career as a backup quarterback, but he was thrust into a starting role in 1999, and McCarthy showed everyone what he could do. McCarthy threw for the second-most yards in ISU history with a 477-yard performance against Eastern Washington. Just one week later, McCarthy was at it again, throwing for 553 yards against Southern Utah. The 1,030 yards ranks as the most ever by an ISU quarterback in back-to-back games.

September 9, 2000. A Personal Comeback for DeRonn Finley. In an otherwise forgettable 58-10 season opening thrashing of Montana Tech, DeRonn Finley returned to the Bengal lineup nearly two years after suffering multiple leg fractures in a spring break car accident that claimed the life of his teammate Jacori Rufus. Finley, who was told he would never walk again, would go on to lead the 2000 team in receptions, receiving yards, punt return average, kickoff return average, and all-purpose yards and was a finalist for the Disney Most Inspirational Athlete Award.


November 18, 2000. Nick Whitworth's Career Capper Quite the Effort. The Mackay Missile, running back Nick Whitworth, ended his career in grand style. With ISU at 5-5, the Bengals traveled to frozen Logan, Utah for a finale with 5-5 Utah State. Whitworth rushed for 201 yards, and caught a critical seven-yard pass on 4th-and-7 that led to the go ahead touchdown as the Bengals shocked the FBS Aggies 27-24. Whitworth's 200-yard game was the third of his career, a school record.

November 16, 2002. Eddie Johnson's Record Setting Night. Punter Eddie Johnson entered his final career home game with one last shot to set a Holt Arena punting record. He ended up setting five. Johnson uncorked six punts for a ridiculous 61.5-yard average, and a 61.3-yard net average, setting both

ISU and NCAA single-game records in the process. Included in those six punts were a 67-yard boot, a 70-yard boot, and a Holt Arena record tying 80-yard kick, which traveled off his foot at the ISU 8-yard line and landed on the Cal Poly 10 before bounding through the end zone, past the Bengal Dancers, and off the wall beyond the field of play. Johnson was eventually drafted in the sixth round by the Minnesota Vikings in 2003 NFL Draft.

October 4, 2003. Idaho State and Eastern Washington Ignite Offensive Fireworks. It was what Big Sky football was all about....offense. Idaho State and Eastern Washington hooked up for 958 yards, 165 plays, 15 touchdowns, 107 points, and one heck of a comeback. Down 42-28 with just over five minutes left, the Bengals scored and forced an Eagle punt. Emery Beckles returned it 65 yards, setting up the tying touchdown with three minutes left. Running back Isaac Mitchell gave the Bengals a 55-52 win in the second overtime with the team's eighth and final touchdown of the night.

October 18, 2003. Mark Hetherington's Heroics Cap a Homecoming Epic. In a game that will go down as one of the all-time classics, the Bengals ended 10 years of frustration with a 43-40 double overtime win over fifth-ranked Montana. In a game that featured six lead changes and six ties, the Griz tied the



Jaret Johnson watches the flight of his 54-yard game winner with holder Matt Hagler and lineman James Drake.

Great Moments in Bengal Football History

game at 34 on a 54-yard field goal with no time left. After both teams traded field goals, Montana was up 40-37 in the second overtime when quarterback Mark Hetherington, who threw for 398 yards in the contest, found sophomore Shedrack Okoebor for a 13-yard touchdown, giving the Bengals a 43-40 win, and the capacity crowd a Homecoming to remember.

December 17, 2003. Jared Allen Wins the Buchanan Award. Jared Allen's 2003 season was monstrous by anyone's standards, leading the nation with a school record 17.5 sacks. Allen also led the nation in forced fumbles, and ranked third in tackles for losses. His season's crowning moment however came off the field, when he was awarded the Buck Buchanan Award as the national best defensive player in I-AA football. He became Idaho State's first major college football award winner, and was later drafted in the fourth round by the Kansas City Chiefs, which interestingly, is where Buck Buchanan spent most of his professional career.

November 6, 2005. Jaret Johnson's Miracle Kick. Things looked bleak when Portland State's Eric Azorr kicked a field goal for a 34-33 Viking lead, and ISU got the ball at their own 35 with no time outs and 23 seconds left. However, the Bengals ran off five plays, including a key 12-yard completion by Matt Hagler to Akiyah Lacey to the PSU 37 with seven seconds left. Out trotted senior kicker Jaret Johnson, who was having an All-American season, other than a signature kick. Johnson lined up for a career-long 54-yarder, and drilled it home, giving the Bengals a 36-34 win, and Johnson the longest game-winning kick in Idaho State history. It also gave him his signature kick on the way to First Team All-American honors.



Bengals in the Post Season

1981 NCAA I-AA Quarterfinals Idaho State 51, Rhode Island 0 Saturday, December 5, at Holt Arena

Idaho State rolled up 609 yards of total offense and forced four turnovers in a 51-0 whitewashing of Rhode Island in the quarterfinals of the I-AA appearance, recording the first shutout in their I-AA playoff history. Quarterback Mike Machurek tossed three touchdowns and had 353 yards passing on the night to pace the Bengals, who scored 35 points in the second half. Rhode Island completed just 14-of-38 passes, and tossed four interceptions while being forced to punt 12 times. ISU's Charles Ewing was stellar with six catches for 160 yards and a touchdown.

SCORE BY PERIODS	1	2	3	4	OT	PTS
Rhode Island	0	0	0	0	—	0
Idaho State	7	9	14	21	—	51

TEAM — SCORING PLAY	TIME
ISU — Dwain Wilson 5 run (Case deBruijn kick)	1-10:41
ISU — Charles Ewing 10 pass from Mike Machurek (kick failed)	2-7:32
ISU — deBruijn 28 FG	2-3:10
ISU — Rod Childs 28 pass from Machurek (deBruijn kick)	3-9:26
ISU — Jerry Bird 20 pass from Machurek (deBruijn kick)	3-3:03
ISU — Mike Holliday 6 run (deBruijn kick)	4-13:32
ISU — Dave Vandergriff 16 pass from Dirk Koetter (deBruijn kick)	4-10:03
ISU — Vandergriff 30 pass from Keith Simons (deBruijn kick)	4-2:02

Missed FGs:	ISU-deBruijn 52 (SH).	Attendance:	12,153.	Time:	3:27.
TEAM STATISTICS	URI	ISU			
FIRST DOWNS	15	26			
RUSHES-YARDS (NET)	38-171	30-164			
PASSING YDS (NET)	124	445			
Passes (Comp-Att-Int)	14-38-4	26-54-1			
TOTAL OFFENSE PLAYS-YARDS	76-295	84-609			
Fumble Returns-Yards	0-0	0-0			
Punt Returns-Yards	1-2	1-9			
Kickoff Returns-Yards	8-157	0-0			
Interception Returns-Yards	1-2	4-48			
Punts (Number-Avg)	12-38.8	5-41.8			
Fumbles-Lost	1-0	4-3			
Penalties-Yards	4-44	10-95			
Possession Time	32:54	27:06			

URI		ATT		YDS		TD		LG		Rushing	
Rodgers	16	107	0	27	Dwain Wilson	9	48	1	14		
Brooks	9	31	0	7	Lamar Fite	8	36	0	18		
Grimsich	5	28	0	12	Rick Ambrosi	4	31	0	23		
Neill	3	16	0	9	Mike Holliday	4	27	1	18		
Caizzi	1	3	0	2	Chris Cawdery	2	20	0	17		
Dougherty	1	1	0	1	Keith Simons	2	5	0	15		
Del Santo	1	0	0	0	Mike Machurek	1	-3	0	0		
Lynch	2	-13	0	0							
TOTALS	38	171	0	27	TOTALS	30	164	2	23		

URI		CMP		ATT		YDS		TD-I		Passing	
Grimsich	5	21	40	0-3	Mike Machurek	19	41	353	3-0		
Lynch	9	17	84	0-1	Dirk Koetter	4	7	34	1-0		
					Keith Simons	3	6	58	1-1		
TOTALS	14	38	124	0-4	TOTALS	26	54	445	5-1		

URI		REC		YDS		TD		LG		Receiving	
Neill	4	9	0	10	Charles Ewing	6	160	1	61		
Morris	3	45	0	31	Lamar Fite	6	76	0	45		
Brooks	3	11	0	8	Jerry Bird	3	41	1	20		
Adams	1	23	0	23	Rick Ambrosi	3	15	0	6		
Tolento	1	20	0	20	Rod Childs	2	48	1	28		
Rodgers	1	7	0	7	Dave Vandergriff	2	46	2	30		
Meyer	1	9	0	9	Dwain Wilson	2	15	0	8		
					Chris Corp	1	22	0	22		
					Mike Holliday	1	22	0	22		
TOTALS	14	124	0	31	TOTALS	26	445	5	61		

URI — ST-AT-TT: Mark Dennen 0-10-10, Bernie Moran 4-5-9, Dennis Talbot 2-7-9, Tony Romaniello 2-3-5, Paul Hitt 0-5-5, Hollis Chapman 0-5-5, Tony DeLuca 2-2-4, Barney Rinaldi 1-3-0, John Fishel 1-1-2, Joe Ptaszek 1-1-2, Larry McPhillips 1-1-2, Al Jennings 0-2-2, Tom Niles 0-2-2, Gerry Favreau 0-2-2, Tony Johnson 0-2-2, Cal Whitfield 0-2-2, Chris Haggerty 0-1-1, Mark Brockwell 0-1-1, Dave Conlin 0-1-1, Pete Hickey 0-1-1, Grimsich 0-1-1, Rishton 0-1-1, Dougherty 0-1-1. **FF:** Talbot 1, Romaniello 1. **FR:** Favreau 1-0, Talbot 1-0, Grimsich 1-0, Neill 1-0. **INT-YDS:** Ptaszek 1-2. **PBU:** Robertson 1, McPhillips 1, Romaniello 1, ISU — **ST-AT-TT:** Bill Snapp 2-9-11, Matt Courtney 2-7-9, Lem Galeai 0-8-8, Brent Koetter 2-5-7, Steve Scott 2-5-7, John Olivia 1-5-6, Chuck Wiefels 1-5-6, George Semons 0-6-6, Dave Clark 3-2-5, Maurice Sims 3-2-5, Willie Allen 1-3-4, Kort Orr 1-2-3, Jerome Galloway 1-2-3, John Berry 0-3-3, Steve Buke 0-3-3, Scott Berger 0-3-3, John Naut 0-3-3, Joe Lawrence 1-1-2, Steve Anderson 1-1-2, Jim Nielsen 1-0-1, Fred Ernst 0-1-1, Dave Vandergriff 0-1-1, Romosko 0-1-1. **FF:** Sims 1. **FR:** Lawrence 1-0, Jim Lane 1-0. **INT-YDS:** Lawrence 2-48, Courtney 1-0, Allen 1-0. **PBU:** Naut 1.

1981 NCAA I-AA Semifinals Idaho State 41, South Carolina State 12 Saturday, December 12, at Holt Arena

Idaho State forced South Carolina State into 10 turnovers, and the Bengals got 393 through the air as ISU advanced to their first NCAA I-AA championship game with a 41-12 win over South Carolina State. Lem Galeai led the defense with 18 tackles and two pass breakups, while John Olivia had three fumble recoveries. Mike Machurek was very efficient, going 17-for-28 overall, hitting for two touchdowns in the first half, including one to Charles Ewing, who caught four passes for 158 yards, giving him 318 yards receiving on 10 catches in the playoffs.

SCORE BY PERIODS	1	2	3	4	OT	PTS
South Carolina State	6	0	6	0	—	12
Idaho State	14	10	3	14	—	41

QTR.-LEFT	TEAM — SCORING PLAY	TIME	QTR.-LEFT
ISU	Lamar Fite 1 run (Case deBruijn kick)	1-13:10	
SCS	Charlton 10 pass from Mungin (pass failed)	1-11:15	
ISU	Dwain Wilson 13 pass from Mike Machurek (deBruijn kick)	1-3:32	
ISU	Charles Ewing 43 pass from Machurek (deBruijn kick)	2-0:39	
ISU	deBruijn 43 FG	2-0:00	
ISU	deBruijn 46 FG	3-3:30	
SCS	Burgess 40 run (pass failed)	3-0:34	
ISU	Wilson 10 pass from Dirk Koetter (deBruijn kick)	4-5:08	
ISU	Mike Holliday 11 pass from Keith Semons (deBruijn kick)	4-3:52	

Missed FGs:	ISU-deBruijn 47 (WL), 40 (WR).	Attendance:	12,003.	Time:	3:18.
TEAM STATISTICS	SCS	ISU			
FIRST DOWNS	21	24			
RUSHES-YARDS (NET)	48-257	28-52			
PASSING YDS (NET)	253	393			
Passes (Comp-Att-Int)	14-25-4	25-45-1			
TOTAL OFFENSE PLAYS-YARDS	73-510	73-445			
Fumble Returns-Yards	0-0	1-15			
Punt Returns-Yards	2-11	0-0			
Kickoff Returns-Yards	6-111	2-33			
Interception Returns-Yards	1-0	4-29			
Punts (Number-Avg)	3-30.3	4-42.8			
Fumbles-Lost	7-6	3-2			
Penalties-Yards	9-69	6-42			
Possession Time	32:15	27:45			

SCS		ATT		YDS		TD		LG		Rushing	
Burgis	10	71	1	40	Lamar Fite	5	18	1	9		
A. Reed	6	54	0	43	Mike Holliday	2	18	0	10		
Odom	8	38	0	14	Charles Ewing	1	17	0	17		
Mungin	7	36	0	13	Rick Ambrosi	4	11	0	4		
Reid	11	30	0	9	Dirk Koetter	2	5	0	7		
Green	3	14	0	7	Dwain Wilson	10	-2	0	6		
Thomas	1	8	0	8	Keith Simons	1	-2	0	0		
Darby	2	6	0	4	Mike Machurek	3	-13	0	7		
TOTALS	48	257	1	43	TOTALS	28	52	1	17		

SCS		CMP		ATT		YDS		TD-I		Passing	
Mungin	11	21	176	1-3	Mike Machurek	17	28	239	2-0		
Green	3	4	77	0-1	Dirk Koetter	7	16	144	1-1		
					Keith Semons	1	1	10	1-0		
TOTALS	14	25	253	1-4	TOTALS	25	45	393	4-1		

SCS		REC		YDS		TD		LG		Receiving	
Brown	4	63	0	41	Dwain Wilson	9	75	2	13		
Thomas	3	62	0	34	Charles Ewing	4	158	1	60		
Lee	3	57	0	22	Rick Ambrosi	4	33	0	17		
A. Reed	2	19	0	13	Jerry Bird	3	49	0	19		
Darby	1	42	0	42	Marty Ambrose	2	38	0	28		
Charlton	1	10	1	10	Rod Childs	1	17	0	17		
					Lamar Fite	1	13	0	13		
					Mike Holliday	1	10	1	10		
TOTALS	14	253	1	42	TOTALS	25	393	4	60		

SCS — ST-AT-TT: Dwayne Mattison 1-10-11, Greg Pringle 4-3-7, Dwayne Jackson 3-4-7, George Bradley 1-6-7, Miles Darling 2-4-6, Zack Grate 2-4-6, Sidney Fulton 1-5-6, Alan Fasi 0-6-6, Barney Bussey 3-2-5, Thomas Tutson 1-3-4, Marshall Anderson 1-3-4, John Courtney 0-4-4, Jerry Furse 0-2-2, Aaron Dabney 0-2-2, Lee 1-0-1, Kelly Arthur 0-1-1. **INT-YDS:** Fulton 1-0. **FR:** Golden 1, Dabney 1, Reid 1. **ISU — ST-AT-TT:** Lem Galeai 2-16-18, Bill Snapp 3-10-13, John Olivia 0-12-12, John Naut 1-8-9, Scott Berger 4-3-7, Matt Courtney 1-6-7, George Semons 1-5-6, Chuck Wiefels 1-4-5, Dave Walsler 0-5-5, John Berry 1-3-4, Steve Budke 0-4-4, Brent Koetter 1-2-3, Reggie Chapman 1-2-3, Willie Allen 1-2-3, Steve Scott 0-3-3, Maurice Sims 0-3-3, Mike Holliday 1-1-2, Fred Ernst 0-2-2, Joe Lawrence 0-1-1, Steve Anderson 0-1-1. **FF:** Chapman 1-0, Galeai 1, Wiefels 1, Walsler 1, Sims 1. **FR:** Olivia 3-2-1, Snapp 1, Ewing 1. **INT-YDS:** Courtney 2-29, Berger 2-0. **PBU:** Galeai 2, Allen 2, Berry 1, B. Koetter 1, Chapman 1, Berger 1.

Bengals in the Post Season



1981 NCAA I-AA Championship
Idaho State 34, Eastern Kentucky 23
Saturday, December 19, at Wichita Falls, TX

Idaho State bolted out to a 28-9 first half lead on the way to winning the I-AA National Championship 34-23 over Eastern Kentucky. The title was the third NCAA title for the institution, following boxing in 1953 and 1957. Idaho State got a lift from an unlikely source in backup quarterback Dirk Koetter, who threw for a first down on a fake punt to lead ISU to their first score. Trailing 9-7 early in the second, Mike Machurek led three straight scoring drives of 52, 80, and 38 yards, tossing two touchdowns in the process for a 28-9 halftime edge. The Bengals were up 28-16 when ISU put the game away with an eight play, 74-yard drive capped by a short Lamar Fite run two seconds into the fourth quarter. The Bengals then chewed up nearly 10 minutes of the remaining clock time and were crowned champions of I-AA football.

SCORE BY PERIODS	1	2	3	4	OT	PTS
Eastern Kentucky.....	3	6	7	7	—	23
Idaho State.....	7	21	0	6	—	34

TEAM	SCORING PLAY	QTR	LEFT
EKU	Loveff 21 FG.....	1	7:44
ISU	Chris Corp 17 pass from Mike Machurek (Case deBruijn kick).....	1	3:07
EKU	Hairston 3 run (kick failed).....	2	14:11
ISU	Dwain Wilson 6 run (deBruijn kick).....	2	12:05
ISU	Charles Ewing 9 pass from Machurek (deBruijn kick).....	2	4:21
ISU	Wilson 4 run (deBruijn kick).....	2	0:42
EKU	Yeast 2 run (Loveff kick).....	3	5:17
ISU	Lamar Fite 2 run (pass failed).....	4	14:58
EKU	Yeast 4 run (Loveff kick).....	4	8:13

Missed FGs: ISU-deBruijn 42 (WR). **Attendance:** 11,000. **Time:** 3:26

TEAM STATISTICS	EKU	ISU
FIRST DOWNS.....	19	24
RUSHES-YARDS (NET).....	47-162	31-103
PASSING YDS (NET).....	219	380
Passes (Comp-Att-Int).....	14-28-1	31-46-0
TOTAL OFFENSE PLAYS-YARDS.....	75-381	77-483
Fumble Returns-Yards.....	0-0	0-0
Punt Returns-Yards.....	2-22	0-0
Kickoff Returns-Yards.....	3-106	3-35
Interception Returns-Yards.....	0-0	1-17
Punts (Number-Avg).....	2-31.5	6-32.7
Fumbles-Lost.....	3-3	2-1
Penalties-Yards.....	8-76	12-162
Possession Time.....	28:52	31:08

Rushing									
TEAM	ATT	YDS	TD	LG	ISU	ATT	YDS	TD	LG
EKU	10	58	2	58	Dwain Wilson	12	58	2	12
Yeast	12	52	1	10	Lamar Fite	10	29	1	8
Hairston	11	30	0	21	Rick Ambrosi	2	12	0	8
Thompson	5	16	0	6	Chris Cawdrey	1	7	0	7
Sutkamp	1	15	0	15	Mike Holliday	2	4	0	4
McPlaul	1	6	0	6	Charles Ewing	1	-2	0	0
Parrish	7	-15	0	4	Keith Simons	1	-2	0	0
Isaac	1	0	0	0	Dirk Koetter	1	-2	0	0
TOTALS	47	162	3	58	TOTALS	31	103	0	12

Passing									
TEAM	CMP	ATT	YDS	TD-I	ISU	CMP	ATT	YDS	TD-I
EKU	14	28	219	0-1	Mike Machurek	29	44	330	2-0
Isaac	1	1	1	0-0	Dirk Koetter	1	1	12	0-0
					Dwain Wilson	1	1	38	0-0
TOTALS	14	28	219	0-1	TOTALS	31	46	380	2-0

Receiving									
TEAM	REC	YDS	TD	LG	ISU	REC	YDS	TD	LG
EKU	5	81	0	23	Jerry Bird	9	163	0	38
Armstrong	4	78	0	37	Dwain Wilson	6	57	0	18
Parrish	1	21	0	21	Marty Ambrose	4	57	0	29
McPlaul	1	18	0	18	Rick Ambrosi	4	21	0	8
Brooks	1	12	0	12	Lamar Fite	4	21	0	11
Yeast	1	6	0	6	Chris Corp	3	52	1	20
Sutkamp	1	3	0	3	Charles Ewing	1	9	1	9
TOTALS	14	219	0	37	TOTALS	31	380	2	38

Defense									
TEAM	ST-AT-TT	INT-YDS	ISU	ST-AT-TT	INT-YDS				
EKU	1-3-4	0-3-3	Willoughby 1-1-2, Bell 1-1-2, Woods 0-2-2, Keller 0-1-1, Hardy 0-1-1, Wagers 0-1-1	FR: Jackson 1	PBU: Byrd 2, Young 1, White 1, Keller 1				
ISU	1-1-2	0-0-0	Bill Snapp 6-10-16, John Olivia 4-4-8, Lem Galeai 3-4-7, Dave Waiser 2-5-7, John Naut 1-5-6, Chuck Wiefels 1-5-6, Reggie Chapman 1-4-5, Matt Courtney 2-2-4, John Berry 3-0-3, Brent Koetter 1-1-2, Steve Scott 0-2-2, Willie Allen 1-0-1, Dave Clark 0-1-1, George Semons 0-1-1	FR: Olivia 1, Naut 1, Courtney 1, Wilson 1	INT-YDS: Chapman 1-17				
PBU:	Berry 2, Allen 1, Chapman 1								

EKU — ST-AT-TT: Dominguez 3-9-12, Byrd 5-3-8, Floyd 2-6-8, Young 3-4-7, Hill 2-5-7, White 2-5-7, Jackson 0-6-6, Taylor 1-3-4, Park 1-3-4, McShane 0-3-3, Willoughby 1-1-2, Bell 1-1-2, Woods 0-2-2, Keller 0-1-1, Hardy 0-1-1, Wagers 0-1-1. **FR:** Jackson 1. **PBU:** Byrd 2, Young 1, White 1, Keller 1. **ISU — ST-AT-TT:** Bill Snapp 6-10-16, John Olivia 4-4-8, Lem Galeai 3-4-7, Dave Waiser 2-5-7, John Naut 1-5-6, Chuck Wiefels 1-5-6, Reggie Chapman 1-4-5, Matt Courtney 2-2-4, John Berry 3-0-3, Brent Koetter 1-1-2, Steve Scott 0-2-2, Willie Allen 1-0-1, Dave Clark 0-1-1, George Semons 0-1-1. **FR:** Olivia 1, Naut 1, Courtney 1, Wilson 1. **INT-YDS:** Chapman 1-17. **PBU:** Berry 2, Allen 1, Chapman 1.

1983 NCAA I-AA First Round
Nevada 27, Idaho State 20
Saturday, November 26, at Holt Arena

Idaho State's return to the I-AA playoffs was ruined by Big Sky foe Nevada, who handed the Bengals their only playoff loss ever, 27-20 in Holt Arena. The Wolf Pack got four field goals from future NFL kicker Tony Zendejas, including a Holt Arena opponent-record 56-yarder to open the scoring. Down 14-0 at the break, ISU mounted a strong comeback, and a pair of Paul Peterson touchdown passes in the third quarter to cut the margin to 14-13, but Zendejas kicked two more field goals sandwiched around a 37-yard Stan Cagle touchdown. ISU cut it to 27-20 with 5:23 left on a Rod Gilner touchdown run, and then recovered a fumble in Nevada territory, but ISU threw four straight incompletions from the 19-yard line. ISU had a last gasp drive from their own 45 in the final minute, but four more incompletions ended the game.

SCORE BY PERIODS	1	2	3	4	OT	PTS
Nevada.....	3	11	3	10	—	23
Idaho State.....	0	0	13	7	—	20

TEAM	SCORING PLAY	QTR	LEFT
UNR	Tony Zendejas 56 FG.....	1	8:09
UNR	Otto Kelly 3 run (Scott Threde pass from Eric Beavers).....	1	7:03
UNR	Zendejas 37 FG.....	1	4:06
ISU	Ron Gilner 5 pass from Paul Peterson (Perry Larson kick).....	2	9:52
ISU	Blake Stamper 19 pass from Peterson (kick failed).....	2	6:04
UNR	Zendejas 53 FG.....	3	13:32
UNR	Stan Cagle 37 pass from Beavers (Zendejas kick).....	3	8:54
UNR	Zendejas 17 FG.....	3	1:58
ISU	Gilner 1 run (Larson kick).....	4	5:23

Missed FGs: UNR-Zendejas 52 (WR). **Attendance:** 10,333. **Time:** 3:14

TEAM STATISTICS	UNR	ISU
FIRST DOWNS.....	15	22
RUSHES-YARDS (NET).....	62-289	28-83
PASSING YDS (NET).....	77	371
Passes (Comp-Att-Int).....	6-15-0	30-55-3
TOTAL OFFENSE PLAYS-YARDS.....	77-343	83-443
Fumble Returns-Yards.....	0-0	0-0
Punt Returns-Yards.....	0-0	4-37
Kickoff Returns-Yards.....	1-24	1-25
Interception Returns-Yards.....	3-70	0-0
Punts (Number-Avg).....	5-44.4	5-28.4
Fumbles-Lost.....	5-3	1-1
Penalties-Yards.....	10-68	6-65
Possession Time.....	34:30	25:30
Sacks By: Number-Yards.....	2-8	3-20


Rushing									
TEAM	ATT	YDS	TD	LG	ISU	ATT	YDS	TD	LG
UNR	27	145	1	36	Wade Wilhite	9	35	0	10
Kelly	26	105	0	19	Chris Cawdery	5	28	0	6
Gooden	3	28	0	25	Rod Gilner	11	17	1	7
Beavers	6	-12	0	4	Paul Peterson	3	-8	0	0
TOTALS	62	289	1	36	TOTALS	28	83	1	10

Passing									
TEAM	CMP	ATT	YDS	TD-I	ISU	CMP	ATT	YDS	TD-I
UNR	6	15	77	1-0	Paul Peterson	30	55	371	2-3
Beavers	1	1	1	0-0					
TOTALS	6	15	77	1-0	TOTALS	30	55	371	2-3

Receiving									
TEAM	REC	YDS	TD	LG	ISU	REC	YDS	TD	LG
UNR	3	52	1	37	Michael Thompson	6	100	0	43
Cagle	2	13	0	9	Rod Gilner	6	54	1	13
Williams	1	12	0	12	Blake Stamper	5	77	1	23
Kelly	1	12	0	12	Ken O'Neal	5	67	0	20
					Wade Wilhite	5	48	0	25
					Chris Cawdery	2	14	0	9
					Blake Stamper	1	11	0	11
TOTALS	16	178	2	48	TOTALS	26	263	0	43

UNR — ST-AT-TT: Patrick Hunter 6-4-10, Daryl McCoy 4-5-9, Dee Manson 2-6-8, Joe Cooney 1-7-8, Joe Peterson 5-2-7, Tony Shaw 3-3-6, Mark McVeigh 1-4-5, Henry Rollings 2-2-4, Dwayne Witzmann 1-3-4, Randy Ledler 2-0-2, Jeff Loutzenhiser 1-1-2, Andre Rhodes 1-12, Dean Wallace 1-1-2, Kyle Denny 1-1-2, Scott Madison 1-0-1, Larry Pierce 1-0-1, Lenny Tanzella 0-1-1, Dominic Colchico 0-1-1, Al Rosette 0-1-1, Elston Ridgle 0-1-1, Mark Smith 0-1-1, John Shipanack 0-1-1. **SKS-YDS:** Pierce 1-7, Manson 1-3, Witzmann 1-3. **INT-YDS:** Hunter 1-43, Denny 1-16, Cooney 1-13. **PBU:** Murphy 2, Wilson 1, Cooper 1, Corwin 1, Foreman 1, Bierman 1. **FR:** Corwin 2, McIntyre 1, Bierman 1. **ISU — ST-AT-TT:** Quinton Freeman 9-5-14, Pago Togafau 1-9-10, Dustin Murray 3-3-6, Dustin Schroeder 2-4-6, Randall Smith 1-5-6, D.J. Clark 3-2-5, Anthony Melvin 4-0-4, Jeff Charleston 1-3-4, David Tongelei 0-4-4, Renell Robinson 1-2-3, Jermaine Horn 1-2-3, Donnie Williams 1-2-3, Zach Raphael 0-3-3, Chaz Brewer 1-1-2, Ateled Raass 1-1-2, James Drake 1-1-2, Shedrack Okoebor 1-0-1, Sterling Mennear 1-0-1, Kenyon Blue 1-0-1, Josh Barnett 1-0-1, Bruce Minnett 1-0-1, Hayden Plocher 0-1-1. **SKS-YDS:** J. Drake 1-0-1. **PBU:** Melvin 1.

Idaho State Ring of Honor



In January of 1999, the Idaho State athletic department instituted the ISU Ring of Honor. Encircling the top of Holt Arena, the Ring of Honor is for the truly outstanding men and women in Idaho State University history.

On January 30, 1999, the first 16 individuals were enshrined in the Ring of Honor, along with Idaho State's three national championship teams. In 2009, Idaho State inducted the 17 individual into the Ring of Honor as Jared Allen earned the nod and had his jersey retired. In order to earn induction into the Ring of Honor, a candidate must meet one of the following criteria:

- 1) Have his or her number retired
- 2) Have competed in the Olympic Games
- 3) Have brought fame and national attention to Idaho State University

For teams to be inducted, they must win a national championship.



- RING OF HONOR INDUCTEES**
Inducted on January 30, 1999 unless otherwise noted
- Ed Bell, football
 - Lawrence Butler, men's basketball
 - Babe Caccia, football, coach, athletic director
 - Stacy Dragila, track
 - Case deBruijn, football
 - Merril Hoge, football
 - Milton 'Dubby' Holt, football, coach, athletic director
 - Tom Jewell, football, coach, athletic director
 - Jim Killingsworth, coach
 - Dave Kragthorpe, coach
 - Mike Machurek, football
 - Les Roh, men's basketball
 - Ed Sanders, boxing
 - Dave Wagon, men's basketball
 - Ellsworth 'Spider' Webb, boxing
 - Amber Welty-Cnossen, track
 - Jaren Allen, football (2009)
- National Championship Team Inducted**
- 1953 boxing team
 - 1957 boxing team
 - 1981 football team

Individual Game Records



Passing Attempts

Game	Player	Attempts	Opponent	Date
1.	Paul Peterson	74	at Nevada	10-1-1983
2.	Kevin McCarthy	68	at UU	10-23-1999
3.	Kevin Yost	68	vs. N. Colorado	9-17-2011
4.	Vern Harris	67	at Montana	10-12-1985
5.	Paul Peterson	66	at Cal Poly	10-22-1983
6.	Russel Hill	65	at Idaho	9-6-2008
7.	Mike Machurek	63	at Weber St.	9-20-1980
8.	Mark Hetherington	62	at San Diego St.	9-4-2004
9.	Mark Hetherington	60	at N. Colorado	9-18-2004
10.	Paul Peterson	60	Idaho	9-24-1983

Passing Completions

Game	Player	Completions	Opponent	Date
1.	Kevin Yost	47	vs. N. Colorado	9-17-2011
2.	Jason Whitmer	38	Idaho	11-4-1989
3.	Kevin McCarthy	37	at SUU	10-23-1999
4.	Russel Hill	36	at Idaho	9-6-2008
5.	Paul Peterson	36	at Nevada	10-1-1983
6.	Mark Hetherington	34	at N. Colorado	9-18-2004
7.	Mark Hetherington	34	at San Diego St.	9-4-2004
8.	Kevin McCarthy	33	at E. Washington	10-16-1999
9.	Russel Hill	32	N. Arizona	10-18-2008
10.	Russel Hill	32	Montana St.	10-4-2008
11.	Jason Whitmer	32	at Nevada	10-31-1987

Passing Yards

Game	Player	Yards	Opponent	Date
1.	Vern Harris	589	at Montana	10-12-1985
2.	Kevin McCarthy	533	at SUU	10-23-1999
3.	Kevin Yost	508	N. Colorado	9-17-2011
4.	Kevin McCarthy	477	at E. Washington	10-16-1999
5.	Jason Whitmer	469	Weber State	11-21-1987
6.	Mark Hetherington	453	SUU	11-22-2003
7.	Mike Machurek	426	Utah State	11-14-1981
8.	Mike Machurek	420	at Portland St.	10-10-1981
9.	Vern Harris	418	at E. Washington	10-27-1984
10.	Mark Hetherington	415	at Montana	10-9-2004

Touchdown Passes

Game	Player	Touchdowns	Opponent	Date
1.	Jerry Dunne	6	Parsons	9-20-1969
2.	Mark Hetherington	5	EWU	10-4-2003
3.	Doug Baughman	5	Mont. Tech	9-8-2001
4.	Kevin McCarthy	5	at So. Utah	10-23-1999
5.	Joel Jund*	5	Weber St.	10-19-1991

Jason Whitmer	5	at Montana St.	10-1-1988
Vern Harris	5	Montana St.	10-19-1985
Mike Machurek	5	Utah State	11-14-1981

*in relief

Most Passing Yards in a Game

1.	589	Vern Harris at Montana	(10-12-1985)
2.	553	Kevin McCarthy at Southern Utah	(10-23-1999)
3.	508	Kevin Yost vs. Northern Colorado	(09-17-2011)
4.	477	Kevin McCarthy at Eastern Wash.	(10-16-1999)
5.	469	Jason Whitmer vs. Weber State	(11-21-1987)
6.	453	Mark Hetherington vs. So. Utah	(11-22-2003)
7.	426	Mike Machurek vs. Utah State	(11-14-1981)
8.	420	Mike Machurek at Portland State	(10-10-1981)
9.	418	Vern Harris at Eastern Washington	(10-27-1984)
10.	415	Mark Hetherington at Montana	(10-9-2004)
11.	404	Russel Hill vs. North Dakota	(9-18-2008)
12.	399	Trevor Cavanaugh at Eastern Wash.	(11-9-1991)
13.	398	Mark Hetherington vs. Montana	(10-18-2003)
14.	397	Vern Harris at Northern Arizona	(10-20-1983)
15.	394	Matt Gutierrez vs. Northern Arizona	(9-23-2006)
16.	392	Doug Baughman at Sacramento St.	(9-22-2001)
17.	390	Jason Whitmer vs. Northern Arizona	(10-28-1987)
18.	386	Mark Hetherington vs. Eastern Wash.	(10-4-1989)
19.	385	Shane Griggs vs. Southern Utah	(10-21-2000)
20.	385	Jerry Dunne at Montana	(10-18-1969)
21.	382	Jason Whitmer at Boise State	(10-24-1987)
22.	376	Russel Hill at Weber State	(11-3-2007)
23.	371	Paul Peterson vs. Nevada	(11-26-1983)
24.	370	Paul Peterson at Nevada	(10-1-1983)
25.	365	Vern Harris at UNLV	(10-13-1983)
26.	364	Doug Baughman vs. Eastern Wash.	(11-24-2001)
27.	362	Rob Wetta vs. Boise State	(10-15-1994)
28.	361	Russel Hill vs. Northern Arizona	(10-18-2008)
29.	360	Mark Hetherington at No. Colorado	(9-18-2004)
30.	359	Mike Machurek at Idaho	(10-31-1981)
31.	356	Shane Griggs at Northern Arizona	(11-2-1996)
32.	356	Paul Peterson at Drake	(9-11-1982)
33.	356	Jerry Dunne vs. Parsons	(9-20-1969)
34.	355	Shane Griggs vs. Northern Arizona	(10-7-2000)
35.	355	Mike Machurek at Weber State	(9-20-1980)
36.	354	Mark Hetherington at Sacramento St.	(9-27-1987)
37.	353	Mike Machurek vs. Rhode Island	(12-5-1981)
38.	352	Jason Whtmer vs. Idaho	(11-4-1989)
39.	350	Doug Baughman vs. Northern Ariz.	(11-9-2002)

350	Russel Hill vs. Montana State	(10-4-2008)
349	Russel Hill at Sacramento State	(11-17-2007)
349	Vern Harris vs. Montana	(9-22-1984)
348	Mark Hetherington vs. Montana State	(10-2-2004)
346	Vern Harris at Texas-El Paso	(9-8-1984)
342	Larry Kerychuk vs. Portland State	(9-14-1968)
342	Klye Blum vs. Sacramento State	(11-22-2008)
337	Paul Peterson vs. Cal St. Fullerton	(10-29-1983)
336	Jason Whitmer vs. Mesa State	(11-10-1990)
334	Gino Mariani vs. Cal State Chico	(9-6-1986)
333	Shane Griggs vs. Cal St. Northridge	(9-30-2000)
333	Rob Wetta at North Texas	(11-11-1995)
332	Doug Baughman at Eastern Wash.	(10-5-2002)
330	Mike Machurek vs. E.. Kentucky (N)	(12-19-1981)
328	Rob Wetta vs. Minnesota-Duluth	(11-19-1994)
328	Mike Machurek vs. Nevada	(9-26-1981)
327	Roman Ybarra vs. Northern Colorado	(9-13-2003)
323	Mark Hetherington vs. Portland State	(11-8-2003)
323	Jason Whitmer vs. Northern Arizona	(10-17-1987)
322	Jason Whitmer vs. Cal St. Northridge	(9-24-1988)
320	Doug Baughman vs. Weber State	(10-26-2002)



Mike Machurek

61.	319	Jason Whitmer at Northern Arizona (9-30-1990)
62.	312	Jason Whitmer at Weber State (9-16-1990)
	312	Paul Peterson vs. Nevada (11-13-1982)
	312	Mike Machurek vs. Weber State (11-21-1981)
	312	Russel Hill at Eastern Washington (9-27-2008)
66.	311	Vern Harris at Weber State (11-3-1984)
67.	310	Jason Whitmer at Nevada (10-31-1987)
68.	309	Shane Griggs vs. Montana Tech (9-9-2000)
69.	308	Jason Whitmer at Eastern Wash. (10-21-1989)
	308	Russel Hill at Idaho (9-6-2008)
71.	307	Russel Hill vs. Portland State (11-14-2009)
72.	306	Jason Whitmer vs. Montana State (11-14-1987)
73.	303	Gino Mariani at Cal State Fullerton (9-13-1986)
74.	302	Mark Hetherington at So. Utah (11-20-2004)
	302	Doug Baughman at Southern Utah (11-23-2002)
76.	301	Vern Harris vs. Idaho (10-26-1985)
	301	Jerry Dunne at Idaho (9-26-1969)
78.	300	Mark Hetherington at San Diego State (9-4-2004)
	300	Doug Baughman vs. Montana (11-3-2001)

Player	300-yd	400-yd	500-yd	High
Jason Whitmer	12	1	0	469
Mark Hetherington	10	0	0	453
Vern Harris	8	2	1	589
Mike Machurek	8	2	0	426
Russel Hill	8	1	0	404
Doug Baughman	7	0	0	392
Shane Griggs	5	0	0	385
Paul Peterson	5	0	0	371
Jerry Dunne	3	0	0	385
Rob Wetta	3	0	0	362
Kevin McCarthy	2	2	1	553
Kevin Yost	2	0	1	508
Gino Mariani	2	0	0	334
Trevor Cavanaugh	1	0	0	399
Matt Gutierrez	1	0	0	394
Kyle Blum	1	0	0	342
Larry Kerychuk	1	0	0	342
Roman Ybarra	1	0	0	327

(Note 300-yd game totals include the 400-yd games, etc.)

Top Ten Longest Pass Plays (All-Time)

1.	95td	Gary Anderson to Alfredo Anderson vs. W. Montana (9-21-1996)
2.	92td	Jerry Dunne to Ken Warren vs. UNLV (9-26-1970)
3.	89td	Vern Harris to Tad Pearson at Northern Arizona (10-20-1984)
4.	86td	Virgil Gardner to Sam Carter at Boise State (10-23-1993)
	86td	Joel Jund to Sylvester Jones vs. Southern Utah (9-8-1990)
6.	85td	Doug Baughman to Isaac Mitchell at E. Washington (10-5-2002)
7.	82td	Dan Halt to Ed Bell vs. Parsons (9-20-1969)
8.	81td	Russel Hill to Jaron Taylor vs. Cal Poly (10-27-2007)

81td	Virgil Gardner to Alfredo Anderson at New Mexico (11-6-1993)	
10.	80td	Matt Gutierrez to Akilah Lacey vs. Northern Arizona (9-23-2006)
		(NOTE: The longest pass by a non quarterback was Jermain Anderson's 79-yard pass to Brett Fowler. The play was a double-pass, with Anderson as a wide receiver. Baughman's 85-yard pass to Mitchell was a screen pass, as was Gardner's 81-yard pass to Anderson.)

Rushing Attempts

Game						
1.	Craig Joseph	41	CS Northridge	11-9-1996	25.	161
	Alfredo Anderson	41	at Montana St.	10-8-1994		(10-16-1993)
3.	Mike Jones	36	Portland St.	10-13-2001		161
4.	Mike Jones	34	at Utah State	10-20-2001	27.	160
5.	Eddie McGill	33	Weber State	11-12-1977		160
	Eddie McGill	33	at Fresno State	10-29-1977	29.	155
	Boyd Hall	33	College of Idaho	10-24-1959	30.	151
8.	Mike Jones	32	at Weber State	10-27-2001	31.	149
	Ed Coleman	32	at Portland St.	11-16-1996		148
10.	Craig Joseph	31	at N. Arizona	11-2-1996	33.	147
	Dale Neussen	31	Portland St.	9-23-1978		147

Rushing Yards

1.	Nick Whitworth	273	Fort Lewis	9-11-1999	35.	146
2.	Alfredo Anderson	271	at Montana St.	10-8-1994		142
3.	Edward Coleman	232	at Portland St.	11-16-1996	37.	141
4.	Nick Whitworth	221	Eastern Oregon	9-4-1999		(11-15-1997)
5.	Eddie McGill	213	at Montana	10-15-1979		141
6.	John Peoples	210	N. Arizona	10-5-1991	39.	140
7.	Nick Whitworth	201	at Utah State	11-18-2000		140
8.	Mike Jones	200	Portland State	10-13-2001	41.	139
9.	Sylvester Jones	187	Boise State	9-12-1992		139
10.	Isaac Mitchell	186	E. Washington	11-24-2001	43.	137

Rushing Touchdowns

Game				
1.	Isaac Mitchell	4	Eastern Wash.	11-24-2001
	Jerry Dunne	4	at Idaho	9-26-1969
3.	Matt Gutierrez	3	Montana State	10-21-2006

Most Rushing Yards in a Game

1.	273	Nick Whitworth vs. Fort Lewis (9-11-1999)
2.	271	Alfredo Anderson at Montana State (10-8-1994)
3.	232	Edward Coleman at Portland State (11-16-1996)
4.	221	Nick Whitworth vs. Eastern Oregon (9-4-1999)
5.	213	Eddie McGill at Montana (10-15-1979)
6.	210	John Peoples vs. Northern Arizona (10-5-1991)
7.	201	Nick Whitworth at Utah State (11-18-2000)
8.	200	Mike Jones vs. Portland State (10-13-2001)
9.	187	Sylvester Jones vs. Boise State (9-12-1992)
10.	186	Isaac Mitchell vs. Eastern Washington (11-24-2001)
11.	185	Josh Barnett vs. Fort Lewis (9-9-2006)
12.	184	Jack Frisch vs. Western State (9-30-1950)
13.	183	Alfredo Anderson vs. Southern Utah (9-23-1995)

Nick Whitworth



183	Boyd Hall vs. College of Idaho (10-24-1959)
179	Josh Barnett at Portland State (10-14-2006)
179	Kennedy Nkeyasen at Portland State (9-26-1998)
178	Eddie McGill vs. Weber State (11-12-1977)
174	Craig Joseph vs. Cal State Northridge (11-9-1996)
173	Josh Barnett at Northern Colorado (10-7-2006)
167	Merril Hoge vs. Weber State (11-16-1985)
165	Bus Connor vs. Western State (11-7-1953)
164	Alfredo Anderson at Boise State (10-21-1995)
163	Darl Thornton at Northern Arizona (10-7-1961)
162	Alfredo Anderson at Montana (9-18-1993)
161	Alfredo Anderson vs. Montana State (10-16-1993)
161	Sylvester Jones vs. Mesa State (9-5-1992)
	Isaac Mitchell at Sacramento State (9-27-2003)
	Alfredo Anderson at Boise State (10-23-1993)
	Larry Kent vs. Colorado College (10-3-1953)
	Boyd Hall vs. Northern Colorado (10-31-1959)
	Merril Hoge vs. Eastern Washington (11-23-1985)
	Josh Barnett at Montana State (10-1-2005)
	Mike Davis at South Dakota (9-18-1971)
	Bus Connor at Lewis and Clark (11-15-1952)
	Cleavon Bradshaw vs. Sacramento St. (10-5-1996)
	Bus Connor vs. Eastern Washington (9-19-1953)
	Kennedy Nkeyasen vs. Portland State (11-15-1997)
	Sylvester Jones at Northern Arizona (9-26-1992)
	Mike Jones at Utah State (10-20-2001)
	Merril Hoge at Portland State (9-14-1985)
	Josh Barnett vs. Portland State (10-20-2007)
	Craig Joseph at Northern Arizona (11-2-1996)
	Ron Pugmire vs. Western State (10-5-1957)

44.	136	Josh Barnett vs. Southern Oregon (9-8-2007)
	136	Boyd Hall vs. Montana State (10-17-1959)
46.	135	Josh Barnett at Montana State (9-29-2007)
	135	David Beverly vs. Portland State (11-1-2003)
	135	Nick Whitworth at Sacramento State (9-6-1999)
49.	134	Nick Whitworth vs. Sacramento State (9-23-2000)
	134	Jim Witkowski at Eastern Michigan (10-6-1972)
	134	Boyd Hall vs. Western State (10-3-1959)
52.	133	Corky Federico vs. Idaho (10-3-1987)
	133	Jerry Dunne at Idaho (9-26-1969)
54.	132	Mike Jones at Weber State (10-27-2001)
	132	Alfredo Anderson vs. CS Northridge (9-16-1995)
	131	Anthony Elgaaen vs. Northern Arizona (11-1-1997)
	131	Scott Hersley at Eastern Washington (11-9-1991)
58.	130	Alfredo Anderson vs. Chadron State (9-4-1993)
59.	129	Alfredo Anderson at Cal Poly (9-9-1995)
60.	128	Bus Connor vs. Northern Arizona (10-27-1951)
61.	127	George Kom at Colorado College (10-26-1957)
	127	Joe Sarratore vs. Adams State (10-11-58)
63.	126	Isaac Mitchell at Utah State (9-14-2002)
	126	Merril Hoge vs. Northern Arizona (10-5-1985)
	126	Kevin Crocker vs. UNLV (9-20-1975)
66.	125	Rob Vera vs. Eastern Washington (11-3-1990)
67.	124	George Kelley at Weber State (9-15-1990)
	124	Corky Federico vs. Weber State (11-16-1985)
69.	123	Josh Barnett vs. Portland State (11-5-2005)
	123	Robert Johnson at Weber State (10-24-1992)
	123	Jack Frisch at Brigham Young (9-16-1950)
72.	122	Josh Barnett at Sacramento State (10-22-2005)
	122	Isaac Mitchell vs. Cal Poly (11-16-2002)
	122	Butch Caston vs. Idaho (10-3-1987)
75.	120	Josh Barnett vs. Weber State (11-18-2006)
	120	Ken Cornist vs. Montana-Western (9-17-2005)
	120	Merril Hoge vs. Idaho (10-26-1985)
	120	Rene' Garnett at Boise State (11-18-1972)
79.	118	Josh Barnett vs. Northern Arizona (9-23-2006)
80.	117	Josh Barnett vs. Cal Poly (10-27-2007)
	117	Billy Shaw vs. Nevada (9-21-1963)
	117	Boyd Hall at Nebraska-Omaha (10-10-1959)
83.	116	Alfredo Anderson vs. Montana (11-12-1994)
	116	Thomas Washington vs. Adams State (9-3-1994)
	116	George Kelley at Montana (11-11-1989)
	116	Pal Sartori vs. Portland State (11-2-1974)
	116	Mike Acker vs. Weber State (10-28-1967)
	115	Craig Joseph vs. Eastern Washington (10-26-1996)
	115	Bus Connor vs. Northern Colorado (10-18-1952)
90.	114	Isaac Mitchell vs. Southern Utah (11-17-2001)
	114	Kennedy Nkeyasen vs. Southern Utah (10-24-1998)
	114	Merril Hoge vs. Montana State (10-19-1985)
	114	Jerry Mahoney vs. Hamilton AFB (9-16-1961)
	114	Bus Connor vs. Colorado College (10-13-1951)
95.	113	Nick Whitworth vs. Montana State (11-11-2000)

96.	112	Isaac Mitchell at Montana State (10-11-2003)
	112	Rob Vera vs. Weber State (11-18-1989)
	112	Corky Federico at Portland State (9-14-1985)
	112	Eddie McGill vs. Eastern Montana (9-24-1977)
	112	Tyrone Watley at Portland State (11-1-1969)

Player	100-yd	200-yd	High
Josh Barnett	15	0	185
Alfredo Anderson	13	1	271
Isaac Mitchell	11	0	186
Merril Hoge	8	0	167
Nick Whitworth	6	3	273
Boyd Hall	6	0	183
Bus Connor	6	0	165
Eddie McGill	4	1	213
Sylvester Jones	4	0	187
Corky Federico	4	0	133
Mike Jones	3	1	200
Kennedy Nkeyasen	3	0	179
Craig Joseph	3	0	174
Larry Kent	3	0	155
Mike Davis	3	0	147
Jerry Dunne	3	0	133
Rob Vera	3	0	125
Jack Frisch	2	0	184
Scott Hersley	2	0	131
George Kelley	2	0	124
Rene' Garnett	2	0	120
Mike Acker	2	0	116
Clint Knickrehm	2	0	102

(Note 100-yd game totals include the 200-yd games)
Tied with 1: Ed Coleman (200-yard game), Darl Thornton, Cleavon Bradshaw, Ron Pugmire, David Beverly, Jim Witkowski, Anthony Elgaaen, George Kom, Joe Sarratore, Kevin Crocker, Robert Johnson, Butch Caston, Ken Cornist, Billy Shaw, Thomas Washington, Pal Sartori, Jerry Mahoney, Tyrone Watley, Kenyon Blue, Keith Berry, Dale Neussen, Lyle Andersen, Bill Hardy, Rod Gilner, Kevin Wellard, Wade Wilhite, Jim Wagstaff, Nick Yorges, Carl Williams, Frank Selto, Bruce Bachmeier



Ed Bell

Top Ten Longest Running Plays (All-Time)

1.	99td	Lyle Andersen vs. Western State (9-30-1950)
2.	86td	Robert Johnson at Weber State (10-24-1992)
3.	85td	Alfredo Anderson vs. Chadron State (9-4-1993)
4.	83td	Nick Whitworth vs. Fort Lewis (9-11-1999)
	83td	Alfredo Anderson vs. Southern Utah (9-23-1995)
6.	82td	Isaac Mitchell vs. Southern Utah (11-17-2001)
	82td	Kennedy Nkeyasen vs. Portland State (11-15-1997)
	82td	Billy Shaw vs. Western State (10-28-1962)
	82td	Ronald Pugmire vs. Western State (10-5-1957)
10.	80td	Charles Atkinson at Nevada (10-2-1936)

(Lyle Andersen's 99-yard touchdown is the longest run by an ISU quarterback as well. The play was actually a quarterback sneak designed to get off the goal line)

Receptions

1.	Eddie Thompson	17	at Idaho	9-6-2008
2.	Derek Graves	15	N. Colorado	9-17-2011
	Ed Bell	15	Montana	10-16-1969
3.	Ed Bell	14	at Boise State	11-2-1968
	Rodrick Rumble	14	N. Colorado	9-17-2011
	Rodrick Rumble	14	at Weber State	10-15-2011
7.	Ed Bell	13	at S. Dakota St.	11-9-1968
	Rodrick Rumble	13	at Montana St.	10-29-2011
9.	Eddie Thompson	12	at Oregon St.	9-15-2007
	Ed Bell	12	at Portland St.	11-1-1969

Receiving Yards

1.	Ed Bell	261	Parsons	9-20-1969
2.	Shawn Beals	222	at Montana	10-12-1985
3.	Rodrick Rumble	218	at Wash. St.	9-03-2011
4.	Akilah Lacey	216	N. Arizona	9-23-2006
5.	Ed Bell	205	at Boise State	11-2-1968
6.	Tom Hofmann	194	E. Michigan	10-9-1971
7.	Tom Hofmann	178	at Montana	10-16-1971
8.	Akilah Lacey	177	at Montana	10-9-2004
9.	Ed Bell	175	Portland State	9-14-1968
10.	Eddie Thompson	174	at Oregon State	9-15-2007
	Kevin Pettit	174	Weber State	11-21-1987

Receiving Touchdowns

1.	Ed Bell	4	Parsons	9-20-1969
	Chris Corp	4	Utah State	11-14-1981
3.	(numerous times, last 2x by)			
	Rodrick Rumble	3	Western State	9-10-2011
	Kelvin Krosch	3	Portland State	11-14-2009

Most Receiving Yards in a game

1.	261	Ed Bell vs. Parsons (9-20-1969)
2.	222	Shawn Beals at Montana (10-12-1985)
3.	218	Rodrick Rumble at Washington St. (09-01-2011)
4.	216	Akilah Lacey vs. Northern Arizona (9-23-2006)
5.	205	Ed Bell at Portland State (11-2-1968)
6.	194	Tom Hofmann vs. Eastern Michigan (10-9-1971)
7.	178	Tom Hofmann at Montana (10-16-1971)
8.	177	Akilah Lacey at Montana (10-9-2004)

9.	175	Ed Bell vs. Portland State (9-14-1968)	129	Shedrack Okoebor at SUU (11-23-2002)		
10.	174	Eddie Thompson at Oregon State (9-15-2007)	63.	128 Sale' Key vs. Southern Utah (11-22-2003)		
	174	Kevin Pettit vs. Weber State (11-21-1987)	128	Shawn Beals at Nevada (10-31-1987)		
12.	172	Jody Griswold at Montana (10-12-1985)	128	Greg Smith vs. Montana (10-21-1978)		
13.	167	Rommie Wheeler at Boise State (10-15-1994)	66.	127 Isaiah Burel vs. Sacramento State (11-22-2008)		
	167	Rommie Wheeler at Boise State (10-23-1993)	127	Kelvin Krosch vs. Montana (11-8-2003)		
	167	Ed Bell at Montana (10-18-1969)	127	Chris Brinagh at Southern Utah (10-23-1999)		
15.	166	Rodrick Rumble at Weber State (10-15-2011)	127	DeRonn Finley vs. Southern Utah (10-24-1998)		
16.	163	Chris Corp vs. Utah State (11-14-1981)	127	Lamont Jones vs. Western State (9-27-1952)		
17.	162	Jerry Bird vs. Eastern Kentucky (N) (12-19-1981)	71.	125 Butch Caston vs. Montana (11-15-1986)		
18.	160	DeRonn Finley vs. Southern Utah (10-21-2000)	72.	123 Brett Fowler at Northern Arizona (10-6-2001)		
	160	Eugene Mirador at E. Washington (10-16-1999)	123	Ken O'Neal at Nevada (10-1-1983)		
	160	Charles Ewing vs. Rhode Island (12-5-1981)	74.	122 Blake Stamper vs. Northern Arizona (10-15-1983)		
21.	159	Jaron Taylor vs. North Dakota (9-18-2008)	75.	121 Sylvester Jones vs. Montana (11-17-1990)		
22.	158	Charles Ewing vs. South Carolina St. (12-12-1981)	121	Shawn Beals vs. Portland State (10-10-87)		
	158	Rodrick Rumble vs. N. Colorado (09-17-2011)	121	Tom Hofmann vs. Montana State (11-6-1971)		
24.	157	Kelvin Krosch vs. Portland State (11-14-2009)	78.	120 Eddie Thompson at Montana (11-15-2008)		
25.	156	Shawn Beals at Boise State (10-24-1987)	120	Eddie Thompson at Idaho (9-6-2008)		
26.	155	Brett Fowler vs. Southern Utah (11-22-2003)	120	Bus Connor vs. Northern Arizona (10-27-1951)		
27.	151	Eddie Thompson vs. N. Arizona (10-18-2008)	81.	119 Brett Fowler vs. Eastern Washington (10-4-2003)		
	151	Al Smith at Eastern Washington (11-9-1991)	119	Charles James vs. E. Washington (11-24-2001)		
	151	Greg Smith vs. Portland State (9-23-1978)	119	Elliot Giles at North Texas (11-11-1995)		
	151	Ken Warren vs. UNLV (9-26-1970)	84.	117 Akilah Lacey vs. Cal Poly (9-11-2004)		
31.	149	Jaron Taylor vs. Cal Poly (10-27-2007)	117	Brett Fowler vs. Northern Colorado (9-13-2003)		
	149	Sylvester Jones at Weber State (9-15-1990)	117	Rommie Wheeler at No. Arizona (9-17-1994)		
	149	Michael Thompson vs. Montana St. (10-8-1983)	87.	116 Jesse Levin vs. Ft. Lewis (9-11-1999)		
34.	147	Carlis Harris vs. Portland State (9-14-1968)	88.	115 David Steel at Portland State (10-14-2000)		
35.	146	Luke Austin vs. Eastern Washington (11-19-2011)	115	Rommie Wheeler vs. Idaho (10-1-1994)		
	146	Shawn Beals vs. Weber State (11-21-1987)	115	Torrey Sheets vs. Cal St. Northridge (9-24-1988)		
36.	145	Rodrick Rumble at Montana State (10-29-2011)	115	Todd Jones at Northern Arizona (11-8-1986)		
	145	Eddie Thompson at Weber State (11-3-2007)	92.	114 Derek Graves vs. N. Colorado (09-17-2011)		
	145	Brett Fowler at Utah State (9-14-2002)	114	Nick Whitworth at E. Washington (10-16-1999)		
	145	Troy Waters vs. Northern Arizona (10-28-1995)	114	Rod Childs at Portland (10-10-1981)		
40.	144	Rodrick Rumble vs. Western State (09-10-2011)	114	Craig Norby vs. Montana State (10-18-1975)		
	144	Ed Bell at Montana State (10-12-1968)	95.	113 Kelvin Krosch vs. Central Washington (9-26-200)		
42.	143	Tom Hofmann at UNLV (11-23-1974)	113	Brett Fowler vs. Montana State (10-12-2002)		
43.	142	Sam Carter vs. Idaho (10-9-1993)	113	Chris Corp at Montana State (10-11-1980)		
44.	141	Anthony Boyles vs. N. Colorado (09-17-2011)	98.	112 Jaron Taylor at Eastern Washington (9-27-2008)		
45.	140	DeRonn Finley vs. Northern Arizona (10-7-2000)	112	Jason Girley vs. Portland State (10-13-2001)		
	140	Alfredo Anderson at New Mexico (11-6-1993)	112	Shawn Beals vs. Northern Arizona (10-17-1987)		
46.	138	Tad Pearson at Northern Arizona (10-20-1984)	112	Tom Fischer at Montana State (10-28-1972)		
	138	Tom Hofmann vs. Weber State (11-21-1971)				
48.	137	Eddie Thompson vs. N. Colorado (10-6-2007)				
	136	Joe Funk vs. Mesa State (11-10-1990)	Player	100-yd	200-yd	High
50.	135	Sylvester Jones vs. Southern Utah (9-8-1990)	Ed Bell	8	2	261
51.	134	Bob Odom vs. Omaha (9-13-1966)	Shawn Beals	8	1	222
52.	132	James Jackson at Montana (10-18-1969)	Rodrick Rumble	7	1	218
	132	Ed Bell at South Dakota State (11-9-1968)	Eddie Thompson	7	0	174
54.	131	Rodrick Rumble vs. Portland State (10-01-2011)	Akilah Lacey	6	1	216
	131	Joe Funk vs. Southern Utah (9-8-1990)	Tom Hofmann	6	0	194
	131	Sam Carter vs. Minnesota-Duluth (11-19-1994)	Rommie Wheeler	6	0	167
	131	Rommie Wheeler vs. Adams State (9-3-1994)	Brett Fowler	6	0	155
58.	130	Sale' Key at Montana (10-9-2004)	Joe Funk	6	0	136
	130	Sale' Key at Portland State (11-6-2004)	Sale' Key	6	0	130
	130	Rod Childs at Weber State (9-20-1980)	DeRonn Finley	5	0	160
61.	129	Jaron Taylor vs. Eastern Washington (10-3-2009)	Jaron Taylor	4	0	157
			Butch Caston	4	0	125

Chris Corp	3	0	163
Sylvester Jones	3	0	149
Shedrack Okoebor	2	0	129
Eugene Mirador	2	0	160
Charles Ewing	2	0	160
Kelvin Krosch	2	0	157
Greg Smith	2	0	151
Troy Waters	2	0	145
Sam Carter	2	0	142
Alfredo Anderson	2	0	140
Rod Childs	2	0	130
Elliot Giles	2	0	119
David Steel	2	0	115
Tom Sharp	2	0	111
Lamont Allen	2	0	110
Jaxon Ernst	2	0	109
Chris Cawdry	2	0	107

(Note 100-yd game totals include the 200-yd games)

Tied with 1: Derek Graves, Luke Austin, Anthony Boyles, Kevin Pettit, Jody Griswold, Jerry Bird, Al Smith, Ken Warren, Michael Thompson, Carlis Harris, Tad Pearson, Bob Odom, James Jackson, Isaiah Burel, Chris Brinagh, Lamont Jones, Ken O'Neal, Blake Stamper, Bus Connor, Charles James, Jesse Levin, Torrey Sheets, Todd Jones, Nick Whitworth, Craig Norby, Jason Girley, Tom Fischer, Justin Young, Jeff Davenport, Ed Scott, Wade Wilhite, Isaac Mitchell, John McCalister, Brooks Douglass.

Top Ten Longest Pass Plays (All-Time)

1.	95td	Gary Anderson to Alfredo Anderson vs. Montana-Western (9-21-1996)
2.	92td	Jerry Dunne to Ken Warren vs. UNLV (9-26-1970)
3.	89td	Vern Harris to Tad Pearson at Northern Arizona (10-20-1984)
4.	86td	Virgil Gardner to Sam Carter at Boise State (10-23-1993)
5.	86td	Joel Jund to Sylvester Jones vs. Southern Utah (9-8-1990)
6.	85td	Doug Baughman to Isaac Mitchell at E. Washington (10-5-2002)



Akilah Lacey

7.	82td	Dan Halt to Ed Bell vs. Parsons (9-20-1969)	51	Rene Weitmann vs. Cal State Chico (9-6-1986)
8.	81td	Russel Hill to Jaron Taylor vs. Cal Poly (10-27-2007)	51	Pete Garces vs. Southern Utah (10-24-1998)
	81td	Virgil Gardner to Alfredo Anderson at New Mexico (11-6-1993)	51	James Ferrell vs. Cal St. Northridge (11-9-1996)
10	80td	Matt Gutierrez to Akilah Lacey vs. Northern Arizona (9-23-2006)	51	Darren Goodman vs. Northern Iowa (9-22-1990)
		(NOTE: The longest pass by a non quarterback was Jermain Anderson's 79-yard pass to Brett Fowler. The play was a double-pass, with Anderson as a wide receiver. Baughman's 85-yard pass to Mitchell was a screen pass, as was Gardner's 81-yard pass to Anderson.)	51	Perry Larson vs. Montana (9-22-1984)

Extra Points

Game

1.	Jaret Johnson	7 (of 7)	at N. Colorado	9-18-2004
	Jeremy Hershey	7 (of 7)	Montana-Western	8-30-2003
	Jeremy Hershey	7 (of 7)	E. Washington	10-4-2003
	Javier Garcia	7 (of 7)	MSU-Northern	9-29-2001
	Javier Garcia	7 (of 8)	Montana State	11-11-2000
	Javier Garcia	7 (of 8)	Montana Tech	9-9-2000
	Randy Nate	7 (of 7)	Mesa State	9-5-1992
	Steve Beller	7 (of 7)	Weber State	11-4-1972
9.	Many tied at	6		

Field Goals

Game

1.	Jeremy Hershey	5 (of 5)	N. Colorado	9-13-2003
	James Ferrell	5 (of 5)	Southern Utah	10-23-1997
3.	Case deBruijn	4 (of 5)	Weber State	11-21-1981
4.	Many tied at	3		

Longest Field Goals

1.	60	Pete Garces vs. Cal St. Northridge (11-21-1998)
2.	59	Joe Petrone vs. Portland State (9-14-1968)
3.	56	Andy Norell vs. Idaho (10-9-1993)
4.	55	Jarrett Huk at Arizona State (9-5-2009)
	55	Pete Garces at Eastern Washington (10-16-1999)
	55	Pete Garces vs. Portland State (9-25-1999)
	55	Perry Larson vs. Boise State (10-6-1984)
	55	Pete Garces at New Mexico (9-5-1998)
9.	54	Jaret Johnson vs. Portland State (11-5-2005)
	54	Javier Garcia at Northern Arizona (10-6-2001)
	54	Pete Garces vs. Montana State (11-13-1999)
	54	Pete Garces vs. Montana (10-30-1999)
	54	Pete Garces vs. Sacramento State (11-7-1998)
	54	Andy Norell vs. Idaho (10-9-1993)
15.	53	Jeremy Hershey vs. Montana (10-18-2003)
	53	Javier Garcia vs. Southern Utah (11-17-2001)
	53	Pete Garces vs. Sacramento State (11-7-1998)
	53	Darren Goodman vs. Southern Utah (9-8-1990)
19.	52	Jarrett Huk at Weber State (9-19-200)
	52	Pete Garces at Idaho (10-3-1998)
	52	James Ferrell vs. Weber State (11-23-1996)
	52	Rene Weitmann at Weber State (10-25-1986)
	52	Perry Larson vs. Nevada (11-17-1984)
24.	51	Jeremy Hershey vs. Montana State (10-12-2002)

51	Rene Weitmann vs. Cal State Chico (9-6-1986)
51	Pete Garces vs. Southern Utah (10-24-1998)
51	James Ferrell vs. Cal St. Northridge (11-9-1996)
51	Darren Goodman vs. Northern Iowa (9-22-1990)
51	Perry Larson vs. Montana (9-22-1984)
51	Dan Zeidman vs. Fort Lewis (9-9-2006)
30.	50 Jaret Johnson at Kentucky (9-10-2005)
	50 Jeremy Hershey at Utah State (9-14-2002)
	50 Pete Garces at Weber State (9-18-1999)
	50 Darren Goodman at Nevada (10-12-1991)
	50 Case deBruijn vs. E. Washington (9-12-1981)
	50 Case deBruijn vs. Montana (10-18-1990)
	50 Brendon Garcia vs. Montana Western (9-4-2010)
	50 Brendon Garcia vs. Portland State (10-02-2010)

Longest Kickoff Returns (All-Time)

1.	100td	JD Ponciano vs. Montana (11-10-2007)
	100td	Jake LaRue vs. Wyoming (9-17-1949)
	100td	Tavoy Moore at Montana (10-9-10)
3.	97td	DeRonn Finley at Portland State (9-26-1998)
	97td	Frank Selto at Boise State (10-24-1987)
	97td	Carlis Harris at UNLV (11-8-1969)
	97td	Jake LaRue vs. Colorado College (10-1-1948)
7.	95td	JD Ponciano at Weber State (11-3-2007)
	95td	Carlis Harris at Montana State (10-11-1969)
9.	93td	Butch Caston vs. Texas A&I (9-12-1987)
10.	92td	Frank Selto vs. Idaho (10-3-1987)

(NOTE: LaRue had previously been credited with a 100-yard touchdown against Colorado College also in 1949, but that score was actually his 97-yarder the previous year. Ponciano's return was five-yards deep)

Longest Punt Returns (All-Time, 70+ yards)

1.	88td	Milton "Dubby" Holt vs. College of Idaho (11-11-1937)
2.	86td	Alfredo Anderson vs. Adams State (9-3-1994)
3.	85td	DeRonn Finley vs. Sacramento State (9-23-1900)



4.	85td	Billy Satterfield vs. South Dakota State (9-23-1967)
5.	84td	Tavoy Moore at Montana (10-9-10)
6.	83td	Emery Beckles at Weber State (10-25-03)
7.	83td	Carlis Harris at Idaho (10-3-1970)
8.	81td	Tavoy Moore at N. Colorado (9-18-10)
9.	80td	Emery Beckles vs. Northern Arizona (11-9-2002)
10.	80td	Vern Adams vs. Montana State (11-12-1950)
	80td	Mike Gates vs. Ricks College (10-25-1936)


(NOTE: Anderson's 86-yard touchdown is the modern record, which is from 1947 forward, when ISU became a four-year school. Dubby Holt returned a punt 88-yards for a touchdown against the College of Idaho in 1937's Homecoming game)

Longest Interception Returns (All-Time)

1.	100td	Dustin Tew at Weber State (10-16-2010)
	100td	D.J. Clark at Weber State (11-3-2007)
	100td	Ernie James vs. Northern Colorado (9-13-2003)
	100td	Jacori Rufus vs. Southern Utah (10-24-1998)
4.	98td	Parr Sainsbury vs. Colorado College (10-18-1948)
5.	97td	LeRoy Russell vs. Colorado College (10-8-1960)
6.	94td	Ryan Coleman vs. Northern Colorado (9-17-2011)
7.	92td	Bobby Halcy at Weber State (10-25-1986)
8.	90td	Charles Atkinson at Gooding (9-24-1937)
9.	86td	Ken Parks at Nevada (11-1-1975)
10.	82td	Burdette Mallack vs. Colorado College (10-8-1960)

(Rufus and Clark's interceptions both occured two-yards deep in the end zone, while James' was at the goalline. Rufus tragically passed away from a car accident the following March. Sainsbury's touchdown return was his last as a Bengal, as back injuries forced him to retire)

Single Season Records



Passing Attempts			
Season			
1.	Mark Hetherington	504	2004
2.	Kevin Yost	493	2011
3.	Paul Peterson	489	1983
4.	Paul Peterson	444	1982
5.	Vern Harris	441	1984
6.	Mike Machurek	426	1981
7.	Gino Mariani	415	1986
8.	Kevin McCarthy	414	1999
9.	Russel Hill	408	2008
10.	Shane Griggs	396	2000

Passing Completions			
Season			
1.	Kevin Yost	300	2011
2.	Mark Hetherington	270	2004
3.	Mike Machurek	253	1981
4.	Russel Hill	252	2008
5.	Paul Peterson	244	1983
6.	Vern Harris	239	1984
7.	Doug Baughman	236	2002
8.	Paul Peterson	228	1982
9.	Kevin McCarthy	227	1999
10.	Rob Wetta	208	1994

Passing Yards			
Season			
1.	Mike Machurek	3,674	1981
2.	Vern Harris	3,468	1984
3.	Mark Hetherington	3,192	2004
4.	Paul Peterson	3,041	1983
5.	Kevin McCarthy	3,033	1999
6.	Kevin Yost	2,973	2011
7.	Doug Baughman	2,936	2002
8.	Shane Griggs	2,861	2000
9.	Doug Baughman	2,638	2001
10.	Russel Hill	2,634	2008

Touchdown Passes			
Season			
1.	Mike Machurek	29	1981
2.	Mark Hetherington	23	2003
	Kevin McCarthy	23	1999
4.	Doug Baughman	21	2002
5.	Doug Baughman	20	2001
	Jason Whitmer	20	1987

7.	Mark Hetherington	19	2004
	Gino Mariani	19	1986
	Paul Peterson	19	1983
10.	Shane Griggs	18	2000

Rushing Attempts			
Season			
1.	Merril Hoge	213	1984
2.	Alfredo Anderson	208	1995
3.	Josh Barnett	203	2007
4.	Josh Barnett	200	2006
5.	Nick Whitworth	199	2000
6.	Merril Hoge	198	1985
7.	Nick Whitworth	190	1999
8.	Isaac Mitchell	182	2002
9.	Boyd Hall	164	1959
10.	Alfredo Anderson	161	1993

Rushing Yards			
Season			
1.	Alfredo Anderson	1,192	1995
2.	Alfredo Anderson	1,159	1993
3.	Josh Barnett	1,117	2006
4.	Nick Whitworth	1,106	1999
5.	Merril Hoge	1,041	1985
6.	Josh Barnett	1,022	2007
7.	Isaac Mitchell	968	2002
8.	Nick Whitworth	933	2000
9.	Merril Hoge	900	1984
10.	Boyd Hall	898	1959



Mark Hetherington

Rushing Touchdowns			
Season			
1.	Ken Cornist	14	2005
2.	Billy Shaw	13	1964
3.	Isaac Mitchell	12	2002
	Boyd Hall	12	1959
5.	Alfredo Anderson	11	1995
	Merril Hoge	11	1984
7.	Merril Hoge	10	1985
	Boyd Hall	10	1960
	Bus Connor	10	1952
	Bus Connor	10	195

Receptions			
Season			
1.	Rodrick Rumble	112	2011
2.	Ed Bell	96	1969
3.	Eddie Thompson	83	2007
4.	Dwain Wilson	78	1981
5.	Eddie Thompson	70	2008
6.	Sale' Key	67	2004
7.	Merril Hoge	67	1985
8.	Ed Bell	67	1968
9.	Tom Hoffman	65	1971
10.	Shawn Beals	62	1987

Receiving Yards			
Season			
1.	Ed Bell	1,522	1969
2.	Rodrick Rumble	1,348	2011
3.	Ed Bell	1,086	1968
4.	Tom Hoffman	1,072	1971
5.	Shawn Beals	1,022	1987
6.	Charles Ewing	945	1981
7.	Sale' Key	943	2004
8.	Eddie Thompson	906	2007
9.	Sale' Key	882	2003
10.	Rommie Wheeler	882	1994

Receiving Touchdowns			
Season			
1.	Ed Bell	20	1969
2.	Justin Young	11	1996
3.	Akliah Lacey	10	2006
4.	Chris Corp	10	1981
5.	Ed Bell	10	1968
6.	Rodrick Rumble	9	2011
7.	Sale' Key	9	2004

8.	Brett Fowler	9	2003
9.	Shawn Beals	9	1987
10.	Charles Ewing	9	1981

Extra Points			
Season			
1.	Case deBruijn	48-51	1981
2.	Javier Garcia	39-42	2000
3.	James Ferrell	38-39	1995
	Jeremy Hershey	38-40	2003
5.	Rene Weitmann	37-38	1985
	Perry Larson	37-41	1983
	Javier Garcia	37-42	2001
8.	Pete Garces	34-36	1999
9.	Andy Norrell	31-32	1993
	James Ferrell	31-34	1996
	Brandon Jones	31-34	2007
	Jeremy Hershey	31-37	2002

Field Goals			
Season			
1.	Darren Goodman	20-28	1990
2.	Jeremy Hershey	18-26	2003
3.	Jaret Johnson	17-19	2005
	Perry Larson	17-25	1983
5.	James Ferrell	15-19	1996
	Perry Larson	15-21	1984
	Case deBruijn	15-26	1981
8.	Javier Garcia	14-18	2001
	Pete Garces	14-18	1998
	Matt Maloney	14-22	1987
	Jeremy Hershey	14-26	2002

Punting Average			
Season			
1.	David Harrington	48.7	(56-2727) 2011
2.	Eddie Johnson	46.3	(49-2,270)2001
3.	Eddie Johnson	46.2	(51-2,357)2002
4.	Thomas Washington	45.0	(24-1,079) 1994
5.	Jon Vanderwielen	44.7	(74-3,308) 2009
6.	Case deBruijn	44.6	(73-3,261) 1979
7.	Tom Zaun	44.4	(25-1,109) 1955
8.	David Harrington	44.3	(69-3,060) 2010
9.	Case deBruijn	44.0	(67-2,945) 1980
10.	Case deBruijn	43.9	(57-2,504) 1981
	Kyle McQuown	43.9	(71-3,118) 2003

Total Offense					
Season	G	PI	Yds	Td	Ypg
Mike Machurek (1981)	12	480	3551	31	295.9
Vern Harris (1984)	11	501	3254	19	295.8
Kevin McCarthy (1999)	11	514	3056	24	277.8
Doug Baughman (2002)	11	463	3008	21	273.5
Jason Whitmer (1987)	9	402	2433	20	270.3
Mark Hetherintgon (2004)	11	551	2967	20	269.7
Kevin Yost (2011)	11	610	2917	15	265.2

Jerry Dunne (1969)	8	387	2093	24	261.1
Shane Griggs (2000)	11	455	2819	19	256.3
Vern Harris (1985)	8	312	2048	18	256.0
Russel Hill (2008)	10	456	2506	14	250.6

All-Purpose Yards					
Season	G	Rush-Rec	Pr-Kor	Yds	Ypg
Merril Hoge (1985)	11	104-708	0-364	2113	192.1
Tavoy Moore (2010)	11	267-421	275-1086	2034	184.9
Ed Bell (1969)	10	0-1522	0-321	1843	184.3
Nick Whitworth (1999)	11	1106-462	0-309	1877	170.6
DeRonn Finley (2000)	11	-2-849	502-468	1817	165.2
Alfredo Anderson (1995)	11	1192-393	10-218	1811	164.6
Carlis Harris (1970)	6	0-351	251-346	948	158.0
Merril Hoge (1986)	11	631-399	1-641	1677	152.0
Ed Bell (1968)	9	19-1086	134-78	1317	146.3
Dwain Wilson (1981)	10	459-556	0-398	1413	141.3

Scoring					
Season	G	TD	PAT-FG	Pts	Ppg
Ed Bell (1969)	10	21	4-0	130	13.00
Boyd Hall (1959)	8	12	4-0	76	9.50
Merril Hoge (1985)	11	16	2-0	98	8.91
Billy Shaw (1964)	9	13	0-0	78	8.67
Ken Cornist (2005)	11	15	0-0	90	8.18
Carlis Harris (1970)	6	8	0-0	48	8.00
Darren Goodman (1990)	11	0	25-20	85	7.73
Jeremy Hershey (2003)	12	0	38-18	92	7.67
Merril Hoge (1984)	11	14	0-0	84	7.64
Alfredo Anderson (1995)	11	14	0-0	84	7.64
Merril Hoge (1984)	11	14	0-0	84	7.64
Alfredo Anderson (1995)	11	14	0-0	84	7.64

Kick Scoring					
Season	G	XPM-A	FGM-A	Pts	Ppg
Darren Goodman (1990)	11	25-25	20-28	85	7.73
Jeremy Hershey (2003)	12	38-40	18-26	92	7.67
Perry Larson (1983)	12	37-41	17-25	88	7.33
Pete Garces (1999)	10	34-36	13-19	73	7.30
Jaret Johnson (2005)	11	29-31	17-19	80	7.27
Javier Garcia (2001)	11	37-42	14-18	79	7.18
Case deBruijn (1981)	13	48-51	15-26	93	7.15
James Ferrell (1996)	11	31-34	15-19	76	6.91
Rene Weitmann (1995)	11	37-38	13-19	76	6.91
Perry Larson (1984)	11	29-31	15-21	74	6.73

Kickoff Return Average					
Season	Avg.	(No-Yds)	TD	Year	
1.	Carlis Harris	33.0	(22-726)	2	1969
2.	Carlis Harris	31.0	(14-434)	0	1968
3.	Robert Johnson	29.7	(14-416)	0	1992
4.	Carlis Harris	28.8	(12-346)	1	1970
5.	JD Ponciano	27.9	(20-558)	2	2007
6.	Frank Selto	27.5	(26-716)	2	1987
7.	Adam Johnson	25.8	(17-439)	0	1993
8.	DeRonn Finley	25.7	(22-565)	1	1998

9.	Kenyon Blue	25.5	(18-459)	0	2008
10.	Rene Garnett	25.2	(26-656)	0	1973


Kickoff Return Total yards					
Season	Yards	Returns	TD	Year	
1.	Tavoy Moore	1086	45	2	2010
1.	JD Ponciano	996	48	0	2008
2.	JD Ponciano	741	36	0	2009
3.	Carlis Harris	726	22	2	1969
4.	Frank Selto	716	26	2	1987
5.	Rene Garnett	656	26	0	1973
6.	Merril Hoge	641	34	0	1986
7.	Monte' Walzer	614	26	1	1997
8.	Tony Roland	611	28	0	1988
9.	DeRonn Finley	565	22	1	1998

Punt Return Average					
Season	Avg.	(No-Yds)	TD	Year	
1.	Carlis Harris	22.8	(11-251)	2	1970
2.	Louie Hurst	21.0	(9-189)	0	1970
3.	Tavoy Moore	18.3	(15-275)	2	2010
4.	Emery Beckles	16.4	(23-377)	1	2003
5.	DeRonn Finley	15.2	(33-502)	3	2000
6.	Ed Bell	14.9	(9-134)	0	1968
7.	Phil Price	14.7	(21-306)	0	1971
8.	Billy Satterfield	14.6	(13-190)	1	1967
9.	Emery Beckles	14.2	(37-526)	1	2002
10.	Trevor Bell	13.9	(17-236)	1	1997

Punt Return Total Yards					
Season	Yards	Returns	TD	Year	
1.	Emery Beckles	526	37	1	2002
2.	DeRonn Finley	502	33	3	2000
3.	Matt Courtney	454	44	1	1983
4.	Emery Beckles	377	23	1	2003
5.	Jamie FitzGerald	372	40	1	1985
6.	Jason Girley	324	32	1	2001
7.	Phil Price	306	21	0	1971
8.	Darren Dubois	280	29	0	1999
9.	Tavoy Moore	275	15	8	2010
10.	Carlis Harris	251	11	2	1970

Interceptions				
Season	No	Y		

Career Records



Passing Attempts Career

1.	Jason Whitmer	1,349	1987-90
2.	Russel Hill	1,171	2007-10
3.	Paul Peterson	933	1982-83
4.	Mark Hetherington	842	2003-04
5.	Mike Machurek	816	1980-81
6.	Doug Baughman	748	2001-02
7.	Shane Griggs	711	1996, 99-00
8.	Vern Harris	703	1984-85
9.	Robb Wetta	677	1994-95
10.	Kevin McCarthy	674	1997-00

Passing Completions Career

1.	Jason Whitmer	721	1987-90
2.	Russel Hill	663	2007-10
3.	Paul Peterson	472	1982-83
4.	Mark Hetherington	468	2003-04
5.	Mike Machurek	449	1980-81
6.	Doug Baughman	443	2001-02
7.	Robb Wetta	386	1994-95
8.	Vern Harris	378	1984-85
9.	Shane Griggs	352	1996, 99-00
10.	Kevin McCarthy	351	1997-00

Passing Yards Career

1.	Jason Whitmer	9,081	1987-90
2.	Russel Hill	7,529	2007-10
3.	Mark Hetherington	5,718	2003-04
4.	Paul Peterson	5,664	1982-83
5.	Doug Baughman	5,574	2001-02
6.	Vern Harris	5,503	1984-85
7.	Mike Machurek	5,149	1980-81
8.	Shane Griggs	5,023	1996, 99-00
9.	Kevin McCarthy	4,645	1997-00
10.	Robb Wetta	4,364	1994-95

Touchdown Passes Career

1.	Jason Whitmer	55	1987-90
2.	Mike Machurek	45	1980-81
3.	Mark Hetherington	42	2003-04
4.	Doug Baughman	41	2001-02
5.	Shane Griggs	40	1996, 99-00
6.	Russel Hill	36	2007-10

7.	Vern Harris	32	1984-85
	Paul Peterson	32	1982-83
9.	Kevin McCarthy	31	1997-00
10.	Robb Wetta	28	1994-95

Rushing Attempts Career

1.	Josh Barnett	677	2004-07
2.	Merril Hoge	591	1983-86
3.	Alfredo Anderson	569	1993-96
4.	Isaac Mitchell	521	2000-03
5.	Josh Barnett	74	2004-07
6.	Nick Whitworth	463	1997-00
7.	Kennedy Nkeyasen	405	1994-98
8.	Mike Davis	390	1970-72
9.	Corky Federico	370	2005-08
10.	Craig Joseph	339	1994-96, 98

Rushing Yards Career

1.	Josh Barnett	3,412	2004-07
2.	Alfredo Anderson	3,379	1993-96
3.	Merril Hoge	2,713	1983-86
4.	Isaac Mitchell	2,536	2000-03
5.	Josh Barnett	2,390	2004-07
6.	Nick Whitworth	2,353	1997-00
7.	Kennedy Nkeyasen	1,665	1994-98
8.	Craig Joseph	1,570	1994-96, 98
9.	Mike Davis	1,482	1970-72
10.	Corky Federico	1,433	1984-87

Rushing Touchdowns Career

1.	Isaac Mitchell	34	2000-03
2.	Merril Hoge	31	1983-86
3.	Alfredo Anderson	24	1993-96



Merril Hoge

	Bus Connor	24	1951-53
5.	Ken Cornist	22	2005-08
6.	Boyd Hall	22	1959-60
7.	Billy Shaw	17	1963-64
8.	Josh Barnett	16	2004-07
	Nick Whitworth	16	1997-00
10.	Craig Joseph	15	1994-96, 98

Receptions Career

1.	Eddie Thompson	219	2005-08
2.	Sale' Key	187	2001-04
3.	Merril Hoge	182	1983-86
4.	Ed "The Flea" Bell	172	1967-69
5.	Shedrack Okoebor	157	2002-05
6.	Jaron Taylor	152	2006-09
7.	Rodrick Rumble	149	2009-11
8.	Akilah Lacey	145	2003-06
9.	Brett Fowler	139	2000-03
10.	Eugene Mirador	132	1999-2002
	Shawn Beals	132	1984-87

Receiving Yards Career

1.	Ed "The Flea" Bell	2,676	1967-69
2.	Sale' Key	2,635	2001-04
3.	Eddie Thompson	2,400	2005-08
4.	Akilah Lacey	2,366	2003-06
5.	Shawn Beals	2,208	1984-87
6.	Brett Fowler	2,179	2000-03
7.	Jaron Taylor	2,066	2006-09
8.	Tom Hoffman	1,984	1970-74
9.	Rodrick Rumble	1,857	2009-11
10.	Shedrack Okoebor	1,828	2002-05

Receiving Touchdowns Career

1.	Ed Bell	30	1967-69
2.	Sale' Key	27	2001-04
3.	Akilah Lacey	25	2003-06
	Brett Fowler	25	2000-03
5.	Tom Hofmann	18	1970-74
6.	Justin Young	16	1994-96
	Charles Ewing	15	1980-81
8.	Carlis Harris	15	1968-70
9.	Rommie Wheeler	14	1992-94
	Shawn Beals	14	1984-87

Extra Points Career

1.	James Ferrell	102-110	1994-97
2.	Perry Larson	83-89	1982-84
3.	Javier Garcia	76-84	2000-01
4.	Jeremy Hershey	69-77	2002-03
5.	Steve Beller	64-72	1971-74
6.	Rene Weitmann	62-65	1985-86
7.	Pete Garces	55-59	1998-99
	Louie Hurst	55-69	1969-71
9.	Darren Goodman	49-50	1990-91
10.	Jaret Johnson	44-49	2004-05

Field Goals Career

1.	Perry Larson	41-61	1982-84
2.	James Ferrell	37-57	1994-97
3.	Jeremy Hershey	32-52	2002-03
4.	Pete Garces	27-37	1998-99
	Darren Goodman	27-41	1990-91
6.	Jaret Johnson	23-31	2004-05
	Steve Beller	23-45	1971-74
8.	Javier Garcia	22-33	2000-01
9.	Rene Weitmann	21-33	1985-86
10.	Matt Bombard	20-31	1988-89

Punting Average Career

1.	David Harrington	46.29	(125-5,787)	2010-11
2.	Eddie Johnson	46.27	(100-4,627)	2001-02
3.	Jon Vanderwielen	43.6	(139-6,062)	2006-09
4.	Kyle McQuown	43.5	(132-5,745)	2003-04
5.	Case deBruijn	43.4	(271-11,760)	1978-81
6.	Dan Zeidman	42.1	(170-7,159)	2005-07
7.	Jeff Kaiser	41.7	(161-6,712)	1982-84
8.	Steve Beller	40.7	(193-7,855)	1972-74
9.	Wally Buono	40.5	(207-8,393)	1969-71
10.	Ben Simpson	40.5	(251-10,170)	1997-00
11.	Neil Henderson	39.8	(57-2,268)	1958-59

Total Offense Career

Vern Harris (1984-85)	19	813-5302	36	279.0
Mike Machurek (1980-81)	23	922-5880	50	255.7
Doug Baughman (2001-02)	22	880-5599	41	254.5
Mark Hetherington (2003-04)	22	923-5358	41	243.5
Paul Peterson (1982-83)	23	915-5330	38	231.7
Jason Whitmer (1987-90)	39	1617-8449	58	216.6
Shane Griggs (1996, 99-00)	25	867-5232	47	209.3
Russel Hill (2007-present)	29	1093-6033	36	208.0
Robb Wetta (1994-95)	20	760-4133	29	206.7
Trevor Cavanaugh (1990-91)	15	546-2993	24	199.5

All-Purpose Yards Career

Tavoy Moore (2010-11)	14	317-451	278-1218	2264-161.7
DeRonn Finley (1998, 00)	22	-2-1425	639-1033	3095-140.7
Ed Bell (1967-69)	24	28-2679	169-474	3341-139.2
Carlis Harris (1968-70)	25	111-1482	310-1506	3409-136.4
Alfredo Anderson (1993-96)	37	3370-913	96-566	4945-133.6
Merril Hoge (1983-86)	40	2713-1734	1-1005	5453-133.0
JD Ponciano (2007-09)	30	20-651	15-2295	2981-99.4
Dwain Wilson (1980-81)	24	970-919	0-488	2377-99.0
Josh Barnett (2004-07)	40	3412-500	0-0	3912-97.8
Emery Beckles (2002-03)	20	47-97	903-817	1946-97.3
Nick Whitworth (1997-00)	44	2353-656	0-1079	4088-92.9

Scoring Career

Boyd Hall (1958-59)	16	22	10-0	142	8.88
Ed Bell (1968-69)	25	32	4-0	196	7.84
Bus Connor (1951-54)	33	40	0-0	240	7.27
Jeremy Hershey (2002-03)	23	0	69-32	165	7.17
Merril Hoge (1983-86)	40	44	4-0	268	6.70
Jaret Johnson (2004-05)	17	0	44-23	113	6.65
Pete Garces (1998-99)	21	0	55-27	136	6.48
Javier Garcia (2000-01)	22	0	76-22	142	6.45
Darren Goodman (1990-91)	21	0	49-27	130	6.19
Billy Shaw (1962-64)	26	24	16-0	160	6.15

Kick Scoring Career

Jeremy Hershey (2002-03)	23	69-77	32-52	165	7.17
Jaret Johnson (2004-05)	17	44-49	23-31	113	6.65
Pete Garces (1998-99)	21	55-59	27-37	136	6.48
Javier Garcia (2000-01)	22	76-84	22-33	142	6.45
Darren Goodman (1990-91)	21	49-50	27-41	130	6.19
Perry Larson (1982-84)	34	83-89	41-61	206	6.06
Rene Weitmann (1985-86)	22	62-65	21-33	125	5.68
Matt Bombard (1988-89)	16	28-31	20-31	88	5.50
James Ferrell (1994-97)	44	102-110	37-57	213	4.84
Matt Maloney (1985, 87-88)	18	34-36	16-29	82	4.55

Kickoff Return Average Career

1.	Carlis Harris	31.4	(48-1,506)	3	1968-70
2.	Frank Selto	26.8	(30-803)	2	1986-87
3.	DeRonn Finley	23.5	(44-1,033)	1	1998, 00
4.	George Kelley	23.4	(24-561)	0	1987-90
5.	Tavoy Moore	23.4	(52-1218)	2	2010-11
6.	Rene' Garnett	22.3	(51-1,140)	0	1971-74
7.	Emery Beckles	22.1	(37-817)	0	2002-03
8.	JD Ponciano	22.1	(104-2,295)	2	2007-09
9.	Al Smith	22.0	(22-549)	0	1990-91
10.	Monte' Walzer	21.9	(52-1,141)	1	1997-99

Kickoff Return Total yards Career

1.	JD Ponciano	2,295	104	2	2007-09
----	-------------	-------	-----	---	---------

2.	Kenyon Blue	1,915	89	0	04-05, 07-08
3.	Carlis Harris	1,506	48	3	1968-70
4.	Tavoy Moore	1,218	52	2	2010-11
5.	Monte' Walzer	1,141	52	1	1997-99
6.	Rene' Garnett	1,140	51	0	1971-74
7.	Nick Whitworth	1,079	51	0	1997-00
8.	DeRonn Finley	1,033	44	1	1998, 00
9.	Butch Caston	1,030	49	1	1985-87
10.	Merril Hoge	1,005	54	0	1983-86


Punt Return Average Career

1.	Carlis Harris	16.3	(19-310)	2	1968-70
2.	Tavoy Moore	15.4	(18-278)	2	2010-11
3.	Emery Beckles	15.1	(60-903)	2	2002-03
4.	Phil Price	14.6	(22-322)	0	1970-71
5.	DeRonn Finley	13.6	(47-639)	3	1998, 00
6.	Billy Satterfield	13.0	(24-311)	1	1967-68
7.	Eric Alden	12.4	(31-383)	0	1992-93
8.	Louie Hurst	12.3	(24-294)	0	1969-71
9.	Trevor Bell	12.1	(39-471)	1	1995-97
10.	Eddie Thompson	11.4	(43-491)	1	2005-08

Punt Return Total Yards Career

1.	Emery Beckles	903	60	2	2002-03
2.	DeRonn Finley	639	47	3	1998, 00
3.	Matt Courtney	673	72	2	1981-83
4.	Kenyon Blue	570	58	1	04-05, 07-08
5.	Mike Marks	569	73	0	1986-89
6.	Eddie Thompson	491	43	1	2005-08
7.	Trevor Bell	471	39	1	1995-97
8.	Eric Alden	383	31	0	1992-93
9.	Jamie FitzGerald	372	40	1	1984-85

Class Records



Class Records	2005	Matt Hagler	1820
Passing Efficiency – Seniors:	1975	Steve Tosches	1176
1981	Mike Machurek	148.8	
2002	Doug Baughman	134.5	
1985	Vern Harris	130.8	
2000	Shane Griggs	121.4	
1991	Trevor Cavanaugh	118.6	
Juniors:			
2003	Mark Hetherington	137.9	
1993	Virgil Gardner	137.6	
2001	Doug Baughman	132.4	
1999	Kevin McCarthy	130.8	
1984	Vern Harris	122.6	
Sophomores:			
1998	Seth Burford	123.7	
1995	Rob Wetta	117.2	
1969	Dan Halt	112.8	
2008	Russel Hill	120.0	
2005	Matt Hagler	111.5	
Freshmen:			
1987	Jason Whitmer	131.7	
2007	Russel Hill	128.8	
1994	Rob Wetta	118.1	
1996	Shane Griggs	112.8	
1997	Seth Burford	93.8	
Passing Yards – Seniors:			
1981	Mike Machurek	3674	
2004	Mark Hetherington	3192	
1983	Paul Peterson	3041	
2002	Doug Baughman	2936	
2000	Shane Griggs	2861	
Juniors:			
1984	Vern Harris	3468	
1999	Kevin McCarthy	3033	
2011	Kevin Yost	2973	
1982	Paul Peterson	2670	
2001	Doug Baughman	2638	
Sophomores:			
2008	Russel Hill	2634	
1988	Jason Whitmer	2250	
1995	Robb Wetta	2031	

Freshmen:	1987	Jason Whitmer	2616
1994	Rob Wetta	2332	
2007	Russel Hill	2313	
1996	Shane Griggs	1823	
1974	Steve Tosches	903	
Rushing Yards – Seniors:			
2007	Josh Barnett	1022	
2000	Nick Whitworth	933	
2003	Isaac Mitchell	883	
1992	Sylvester Jones	828	
1998	Kennedy Nkeyasen	688	
Juniors:			
1995	Alfredo Anderson	1192	
2006	Josh Barnett	1117	
1999	Nick Whitworth	1106	
1985	Merril Hoge	1041	
2002	Isaac Mitchell	968	
Sophomores:			
1984	Merril Hoge	900	
2005	Josh Barnett	793	
1994	Alfredo Anderson	791	
1991	Scott Hersley	623	
1996	Anthony Elgaaen	584	
Freshmen:			
1993	Alfredo Anderson	1159	
2005	Ken Cornist	783	
2004	Josh Barnett	480	
1992	Robert Johnson	386	
1992	Marcus Teal	359	
Receptions - Seniors:			
1969	Ed Bell	96	
1981	Dwain Wilson	78	
2008	Eddie Thompson	70	
1987	Shawn Beals	62	
1994	Rommie Wheeler	60	

Juniors:	2011	Rodrick Rumble	112
2007	Eddie Thompson	83	
1985	Merril Hoge	67	
1968	Ed Bell	67	
2003	Sale' Key	58	
Sophomores:			
1971	Tom Hofmann	65	
2008	Isaiah Burel	56	
1984	Merril Hoge	52	
2003	Shedrack Okoebor	49	
1990	Sylvester Jones	48	
Freshmen:			
2001	Jason Girley	40	
2005	Eddie Thompson	39	
1999	Jesse Levin	38	
1999	Eugene Mirador	38	
2001	Sale' Key	32	
Receiving Yards – Seniors:			
1969	Ed Bell	1522	
1987	Shawn Beals	1022	
2004	Sale' Key	943	
1994	Rommie Wheeler	882	
2000	DeRonn Finley	849	
Juniors:			
2011	Rodrick Rumble	2011	
1968	Ed Bell	1086	
2007	Eddie Thompson	907	
2003	Sale' Key	882	
2002	Brett Fowler	741	
Sophomores:			
1971	Tom Hofmann	1072	
2004	Akilah Lacey	803	
1985	Shawn Beals	649	
1995	Justin Young	619	
2007	Jaron Taylor	616	
Freshmen:			
2003	Akilah Lacey	507	
1999	Jesse Levin	490	
2005	Eddie Thompson	428	
1999	Eugene Mirador	418	

2001	Jason Girley	404
Field Goals – Seniors:		
2003	Jeremy Hershey	18-26
2005	Jaret Johnson	17-19
1984	Perry Larson	15-21
2001	Javier Garcia	14-18
1999	Pete Garces	13-19
1997	James Ferrell	13-19
Juniors:		
1990	Darren Goodman	20-28
1983	Perry Larson	17-25
1996	James Ferrell	15-19
2002	Jeremy Hershey	14-26
1998	Pete Garces	14-18
1987	Matt Maloney	14-22

Sophomores:		
1982	Perry Larson	9-15
1992	Randy Nate	8-12
1975	Ricardo Restrepo	8-13
1972	Steve Beller	6-10
1979	Case deBruijn	4-7
Freshmen:		
1994	James Ferrell	5-7
1978	Case deBruijn	3-5

Extra Points – Seniors:		
1981	Case DeBruijn	48-51
2003	Jeremy Hershey	38-40
2001	Javier Garcia	37-42



Mike Machurek

1999	Pete Garces	34-36
1993	Andy Norrell	31-32
2007	Branden Jones	31-34

Juniors:		
2000	Javier Garcia	39-42
1985	Rene Weitmann	37-38
2002	Jeremy Hershey	31-37
1987	Matt Maloney	29-31
1990	Darren Goodman	25-25
1952	Carl Williams	25-32

Sophomores:		
1995	James Ferrell	38-39
1972	Steve Beller	29-32
1992	Randy Nate	22-22
1975	Ricardo Restrepo	17-18
1982	Perry Larson	17-17

Freshmen:		
1994	James Ferrell	17-18
1971	Steve Beller	13-14
1978	Case deBruijn	5-7

Punting Average – Seniors:		
2011	David Harrington	48.7
2002	Eddie Johnson	46.2
2009	Jon Vanderwielen	44.7
1981	Case deBruijn	43.9
2007	Dan Zeidman	42.7

Juniors:		
2001	Eddie Johnson	46.3
2010	David Harrington	44.3
1980	Case deBruijn	44.0
2006	Dan Zeidman	43.6
1958	Neil Henderson	43.3
1970	Wally Buono	42.5

Sophomores:		
1994	Thomas Washington	45.0
1979	Case deBruijn	44.7
1955	Tom Zauun	43.3
2004	Kyle McQuown	43.1
1965	Paul Shaner	42.6

Freshmen:		
2003	Kyle McQuown	43.9
1978	Case deBruijn	41.2
1975	Steve Holzer	39.4
1997	Ben Simpson	39.0
1988	Randy Nate	37.7

Punt Return Average – Seniors:		
1970	Carlis Harris	22.8
2003	Emery Beckles	16.4

2000	DeRonn Finley	15.2
1974	Rene' Garnett	15.0
1971	Phil Price	14.7

Juniors:		
2010	Tavoy Moore	18.3
1973	Rene' Garnett	15.8
1967	Billy Satterfield	15.1
1968	Ed Bell	14.9
2002	Emery Beckles	14.2

Sophomores:		
2006	Eddie Thompson	11.5
1992	Rommie Wheeler	11.0
1977	Rick Riedel	11.0
1995	Trevor Bell	10.9
1981	Matt Courtney	10.3

Freshmen:		
1977	Sonny Booker	11.4
1993	Adam Johnson	11.0
2001	Jason Girley	10.1
2004	Kenyon Blue	8.5
1986	Mike Marks	7.3

Kick Return Average – Seniors:		
1970	Carlis Harris	28.8
1987	Frank Selto	27.5
2008	Kenyon Blue	25.5
1971	Phil Price	23.9
1981	Dwain Wilson	22.3

Juniors:		
1969	Carlis Harris	33.0
2007	JD Ponciano	27.9
1998	DeRonn Finley	25.7
1973	Rene' Garnett	25.2
1964	George Douglas	25.0

Sophomores:		
1968	Carlis Harris	31.0
1997	Monte' Walzer	23.6
1972	Rene' Garnett	22.5
1995	Justin Young	21.8
1998	Nick Whitworth	21.7

Freshmen:		
1992	Robert Johnson	29.7
1993	Adam Johnson	25.8
1996	Cleavon Bradshaw	23.5
1972	Kevin Crocker	22.3
1997	Nick Whitworth	19.6

Total Offense – Seniors		
1981	Mike Machurek	295.9
2002	Doug Baughman	273.5

2004	Mark Hetherington	269.7
2000	Shane Griggs	256.3
1983	Paul Peterson	244.3

Total Offense – Juniors		
1984	Vern Harris	295.7
1999	Kevin McCarthy	277.8
2011	Kevin Yost	265.2
2001	Doug Baughman	235.5
1989	Jason Whitmer	226.8

Total Offense – Sophomores		
2008	Russel Hill	250.6
1995	Robb Wetta	213.0
1988	Jason Whitmer	178.7
2005	Matt Hagler	175.5
1995	Gary Anderson	135.8

Total Offense – Freshmen		
1987	Jason Whitmer	270.3
1994	Robb Wetta	201.5
2007	Russel Hill	199.2
1996	Shane Griggs	188.0
1993	Alfredo Anderson	120.0

All Purpose Yardage – Seniors		
1969	Ed Bell	184.3
2000	DeRonn Finley	165.2
1986	Merril Hoge	152.0
1954	Bus Connor	137.6
1987	Butch Caston	136.8

Juniors:		
1985	Merril Hoge	192.1
2010	Tavoy Moore	184.9
1999	Nick Whitworth	170.6



Brent Koetter

1995	Alfredo Anderson	164.8
1968	Ed Bell	146.3

Sophomores:		
1984	Merril Hoge	129.9
1994	Alfredo Anderson	123.5
1968	Carlis Harris	120.1
1971	Tom Hofmann	107.2
2005	Kenyon Blue	100.5

Freshmen:		
1993	Alfredo Anderson	128.5
1996	Cleavon Bradshaw	88.1
2005	Ken Cornist	84.9
1992	Robert Johnson	84.1
2001	Jason Girley	80.6

Interceptions – Seniors:		
1968	Billy Satterfield	10
1997	Trevor Bell	8
1984	Brent Koetter	6
1984	Walter Johnson	6
1983	Matt Courtney	6
1972	Phil Spain	6

Juniors:		
1996	Trevor Bell	7
2000	Josh Robinson	6
1981	Willie Allen	

1995	Jarmaine Johns	5
1982	Brent Koetter	4
1982	Brent Koetter	4
1981	Matt Courtney	4
1978	Karl Richens	4
1977	Brett Helmandollar	4
1973	Art Edgson	4

Freshmen:

2002	Quinton Freeman	6
1990	Mark Echohawk	5
1972	Dave Benko	5
2005	D. J. Clark	3
1992	Brion Bethel	3
1980	John Berry	3

Fumble Recoveries – Seniors:

1997	Trevor Bell	6
2011	A.J. Storms	4
1988	Paul Schwenke	4
2003	Jared Allen	3
2003	Atari Callen	3
1996	Josh Hays	3
1994	Rick Brown	3
1990	Marvin Metoyer	3
1985	Earl Davis	3
1971	Dennis Shorrock	3
1971	Larry Rodriguez	3
1971	Jake Palas	3
1971	Wally Buono	3

Juniors:

2011	Donovan Henley	4
2009	Chris Holmesley	3
1995	Erick Johnson	3
1994	Ike Johnson	3
1993	Sean Mottishaw	3
1978	Bob Matsey	3
1978	Jim Arbuckle	3
1970	Jake Palas	3
1970	Dennis Shorrock	3

Sophomores:

1985	Jamie FitzGerald	5
2009	A.J. Storms	3
2004	Pago Togafau	3
2001	Jared Allen	3
1999	Cantrell Hayes	2
1995	Josh Hays	2
1979	George Semons	2

Freshmen:

2001	LaDerick Daniels	3
1994	Josh Hays	3
1978	Dave Walser	3

2001	Jeremy Heinrich	2
1983	Lynn Hirschi	2
1980	John Berry	2
2011	Ryan Coleman	2

Tackles – Seniors:

1973	Joe Mattie	208
1987	Mike Calley	165
1987	Clete Edmunson	156
1991	Craig Barr	138
1982	Bill Snapp	135
1980	Gregg Feightner	135

Juniors:

2010	A.J. Storms	146
1981	Bill Snapp	142
2001	Bart Brooks	118
2007	Ryan Phipps	116
1994	Brian Geltz	116

Sophomores:

1981	Lem Galeai	154
1969	Mike Heberlein	124
2004	Pago Tagafau	122
1984	Ron Manu	122
1974	Wayne Hill	122

Freshmen:

2000	Cedric Dawson	74
2003	Anthony Henderson	68
1994	Moneer Scott	58
2001	LaDerick Daniels	55
1999	Mike Clancy	52

Sacks – Seniors:

2003	Jared Allen	17.5
1996	Josh Hays	12.5
2005	Jeff Charleston	12.0
1991	Herman Mitchell	9.0
1985	Earl Davis	9.0

Juniors:

1995	Josh Hays	13.5
2002	Jared Allen	10.5
2002	Mark Weivoda	7.5
1996	Telly Lockette	7.5
1993	Tom Prudhomme	7.5

Sophomores:

1994	Josh Hays	16.5
1991	Sean Mottishaw	13.0
1992	Rod Murphy	9.0
2001	Jared Allen	6.5
1985	Jerry Oates	6.0

Freshmen:

1994	Ahmad Lewis	7.0
2000	Jared Allen	4.0
1998	Trevor McKenna	4.0
2000	Cedric Dawson	3.0
2002	Jeremy Mowe	1.5
2002	Zach Raphael	1.5
2001	Mike Rose	1.5



Josh Hays

Overall Records

Passing - Overall Attempts

Game	74, Paul Peterson vs. Nevada, 11-23-1983
Season	504, Mark Hetherington, 2004
Career	1349, Jason Whitmer, 1987-90

Completions

Game	47, Kevin Yost, vs. Northern Colorado, 9-17-2011
Season	300, Kevin Yost, 2011
Career	721, Jason Whitmer, 1987-90

TDs

Game	6, Jerry Dunne vs. Parsons, 9-20-1969
Season	29, Mike Machurek, 1981
Career	55, Jason Whitmer, 1987-90

Yardage

Game	589, Vern Harris vs. Montana, 10-12-1985
Season	3674, Mike Machurek, 1981
Career	9081, Jason Whitmer 1987-90

Interceptions

Game	7, Mick Spoon vs. Montana, 10-21-1978
Season	24, Tom Lee, 1972
Career	53, Jason Whitmer, 1987-90

Rushing - Overall Carries

Game	41, Alfredo Anderson vs. Montana State, 10-4-1994
Season	216, Isaac Mitchell, 2003
Career	677, Josh Barnett, 2004-07

Yards

Game	273, Nick Whitworth vs. Ft. Lewis, 9-11-1999
Season	1192, Alfredo Anderson, 1995
Career	3412, Josh Barnett, 2004-07

Receiving - Overall Catches

Game	15, Ed Bell vs. Montana, 10-18-1969
2011	15, Derek Graves vs. Northern Colorado, 9-17-
Season	112, Rodrick Rumble, 2011
Career	219, Eddie Thompson, 2005-08

Yards

Game	261, Ed Bell vs. Parsons, 9-20-1969
Season	1522, Ed Bell 1969

TDs

Career	2676, Ed Bell, 1967-69
Game	4, Ed Bell vs. Parsons, 9-20-1969
Season	4, Chris Corp vs Utah State, 11-14-1981
Season	20, Ed Bell, 1969
Career	30, Ed Bell, 1967-69

Kick Scoring - Overall Field Goals

Game	5, James Ferrell vs. Southern Utah, 10-23-1997
Season	5, Jeremy Hershey vs. No. Colorado, 9-13-2003
Career	41, Perry Larson, 1982-84 (41-61)
Consec.	8, Darren Goodman, 1990; Javier Garcia, 2002; Jaret Johnson, 2005 (twice)

Points

Game	18, James Ferrell vs. Southern Utah, 10-23-1997
Season	18, Jeremy Hershey vs. No. Colorado, 9-13-2003
Season	18 Rodrick Rumble vs. Western State, 9-10-2011
Season	93, Case deBruijn, 1981
Career	213, James Ferrell, 1994-97

Extra Point Percentage

Game	1.000, Many
Season	1.000, (25-25) Darren Goodman, 1990
Career	.980, (49-50) Darren Goodman, 1990-91

Extra Points

Game	7, (7x, last) Jaret Johnson at No. Colo., 9-18-04 (7-7)
Season	48, Case deBruijn, 1981 (48-51)
Career	102, James Ferrell, 1994-97 (102-110)
Consec.	49, Darren Goodman, 1990-91

Punts


Game	14, Kyle McQuown vs. Boise State, 9-6-2003
Season	14, Steve Beller vs Idaho, 11-17-1973
Season	79, Larry Kerychuk, 1967; Wally Buono, 1971
Career	256, Case deBruijn, 1978-81

Yards

Game	582, Steve Beller vs Idaho, 11-17-1973
Season	3,308, Jon Vanderwielen, 2009
Career	11,760, Case deBruijn, 1978-81

Average Game

Game	61.5 (6), Eddie Johnson vs. Cal Poly, 11-16-2002
Season	48.7, David Harrington, 2011



Net punting

Career	46.3, David Harrington, 2010-11
Game	61.3 (6), Eddie Johnson vs. Cal Poly, 11-16-2002
Season	44.3, Eddie Johnson, 2001

Overall - Kickoff Returns Number

Season	48, JD Ponciano, 2008
Career	104, JD Ponciano, 2007-09

Yardage

Season	1086, Tavoy Moore, 2010
Career	2,295, JD Ponciano, 2007-09

Average

Season	33.0, Carlis Harris, 1969
Career	31.4, Carlis Harris, 1968-70

Overall - Punt Returns Number

Season	37, Emery Beckles, 2002
Career	67, Matt Courtney, 1980-83

Yardage

Season	526, Emery Beckles, 2002
Career	903, Emery Beckles, 2002-03

Average

Season	22.8, Carlis Harris, 1970
Career	16.3, Carlis Harris, 1968-70



David Harrington

Holt Arena Records

Attempts	ISU	68, Kevin Yost vs. Northern Colorado 09-17-2011
	Opp	62, Ken Hobart (Idaho), 9-24-1983
Complete	ISU	47, Kevin Yost vs. Northern Colorado 09-17-2011
	Opp	47, Jamie Martin (Weber State), 10-19-1991
Yards	ISU	508, Kevin Yost vs. Northern Colorado 09-17-2011
	Opp	624, Jamie Martin (Weber State), 11-23-1991
TD	ISU	5, Mike Machurek vs. Utah State, 11-14-1981 5, Vern Harris vs. Montana State, 10-19-1985 5, Joel Jund vs. Weber State, 10-19-1991 5, Doug Baughman vs. Montana Tech, 9-8-2001 5, Mark Hetherington vs. Eastern Wash., 10-4-2003
	Opp	6, Doug Nussmeier (Idaho), 10-9-1993 6, Travis Brown (Northern Arizona), 10-9-1999
Interceptions	ISU	7, Mick Spoon vs. Montana, 10-21-1978
	Opp	5, Ken Hobart (Idaho), 9-24-1983
Long Play	ISU	95, Gary Anderson to Alfredo Anderson vs. W. Montana, 9-21-1996
	Opp	92, Neal Lomax to Stu Gaussoin (Portland State), 9-23-1978
Rushing - Holt Arena Carries	ISU	36, Mike Jones vs. Portland State, 10-13-2001
	Opp	43, Charvez Foger (Nevada), 11-19-1988
Yards	ISU	273, Nick Whitworth vs. Ft. Lewis, 9-11-1999
	Opp	262, Matt Cannon (Southern Utah), 10-21-2000
Long Gain	ISU	85td, Alfredo Anderson vs. Chadron State, 9-4-1993
	Opp	96td, Taiwan Jones (Eastern Washington), 10-3-2009
TD	ISU	4, Isaac Mitchell vs. Eastern Washington, 11-24-2001
	Opp	3, Many times, last by Taiwan Jones (Eastern

Washington), 10-3-2009	
Receptions	
ISU	15, Derek Graves, 09-17-2011
Opp	15, Alfred Pupunu (Weber State), 11-21-1991
Yards	
ISU	216, Akilah Lacey vs. Northern Arizona, 9-23-2006
Opp	268, Ramses Barden (Cal Poly), 10-27-2007
TD	
ISU	4, Chris Corp vs. Utah State, 11-14-1981
Opp	3, Keith Neal (Idaho), 10-9-1993 3, Cheo Angel (Portland State), 9-25-1999 3, Jake Larson (Montana-Western), 8-28-2003 3, Vincent Jackson (Northern Colorado), 9-13-2003
	3, Michael Jefferson (Montana State), 10-21-2006
	3, Ramses Barden (Cal Poly), 10-27-2007
Holt Arena - Field Goals Number	
ISU	5, James Ferrell vs. Southern Utah, 10-23-1997
	5, Jeremy Hershey vs. Northern Colorado, 9-13-2003
Opp	5, Marty Zendajas (Nevada), 11-17-1984
Longest	
ISU	60, Pete Garces vs. CS Northridge, 11-21-1998
Opp	56, Tony Zendeias (Nevada) 11-23-1983



Holt Arena Records Returns	
Punts Returned	
ISU	8, Jamie FitzGerald vs. Northern Colorado, 9-7-1985
Opp	6, Johnny Jones (Los Angeles State), 9-25-1971 6, Jeremy Cooper (Northern Arizona), 10-9-1999
Punt Returns Yards	
ISU	209, Carlis Harris vs. Idaho, 10-3-1970
TD	
ISU	2, Carlis Harris vs. Idaho, 10-3-1970
Longest Punt Return	
ISU	86td, Alfredo Anderson vs. Adams State, 9-3-1994
Opp	69, Rob Fries (Eastern Washington), 10-27-1984
Blocked FG Return for a TD	
ISU	None
Opp	75, Kal Kelley (Montana Tech), 9-9-2000
Kickoff Return Yards	
ISU	183, John McCalister vs. Weber State, 11-23-1991
Opp	214, Marv Ellis (Utah State), 11-14-1981
Longest Kickoff Return	
ISU	100td, JD Ponciano vs. Montana, 11-10-2007
Opp	100td, Junior Crockett (Weber State), 11-21-1981

Year by Year Leaders

Total Offense	2001	Doug Baughman	235.5
	1952	Bus Connor	67.0
	1954	Larry Brackenbury	66.8
	1957	George Kom	71.7
	1958	Joe Sarratore	65.0
	1959	Boyd Hall	112.3
	1960	Boyd Hall	63.1
	1961	Darl Thornton	65.0
	1962	Bill Loehr	87.7
	1963	Billy Shaw	103.4
	1964	Billy Shaw	93.0
	1965	Don Neves	112.0
	1966	Bill Ingram	115.0
	1967	Bill Ingram	87.2
	1968	Larry Kerychuk	142.4
	1969	Jerry Dunne	209.3
	1970	Jerry Dunne	136.7
	1971	Tom Lee	149.8
	1972	Tom Lee	149.6
	1973	Gary Wood	65.3
	1974	Steve Tosches	77.7
	1975	Steve Tosches	108.8
	1976	Steve Holzer	65.1
	1977	Eddie McGill	79.9
	1978	Mick Spoon	127.4
	1979	Eddie McGill	65.1
	1980	Mike Machurek	211.7
	1981	Mike Machurek	295.9
	1982	Paul Peterson	218.0
	1983	Paul Peterson	244.5
	1984	Vern Harris	295.7
	1985	Vern Harris	186.2
	1986	Gino Mariani	216.0
	1987	Jason Whitmer	270.3
	1988	Jason Whitmer	178.7
	1989	Jason Whitmer	226.8
	1990	Jason Whitmer	203.3
	1991	Trevor Cavanaugh	219.8
	1992	Sylvester Jones	86.6
	1993	Virgil Gardner	151.3
	1994	Robb Wetta	201.5
	1995	Robb Wetta	213.0
	1996	Shane Griggs	188.0
	1997	Seth Burford	115.3
	1998	Seth Burford	97.7
	1999	Kevin McCarthy	277.8
	2000	Shane Griggs	256.3

	2001	Doug Baughman	235.5
	2002	Doug Baughman	273.5
	2003	Mark Hetherington	217.4
	2004	Mark Hetherington	269.7
	2005	Matt Hagler	175.5
	2006	Matt Gutierrez	200.3
	2007	Russel Hill	199.2
	2008	Russel Hill	250.6
	2009	Russel Hill	167.0
	2010	Russel Hill	100.7
	2011	Kevin Yost	265.2
All-Purpose Yardage			
	1952	Bus Connor	75.7
	1954	Bus Connor	137.7
	1957	Jim Wagstaff	83.9
	1958	Joe Sarratore	69.3
	1959	Boyd Hall	112.3
	1960	Boyd Hall	67.8
	1961	Stan Brown	90.1
	1962	Bill Jencks	66.6
	1963	Bill Harvey	94.8
	1964	Billy Shaw	65.9
	1965	Paul McCormick	72.2
	1966	Mike Acker	84.3
	1967	Mike Acker	83.8
	1968	Ed Bell	146.3
	1969	Ed Bell	184.3
	1970	Carlis Harris	59.7
	1971	Tom Hofmann	107.2
	1972	Rene' Garnett	100.1
	1973	Rene' Garnett	118.4
	1974	Tom Hofmann	57.9
	1975	Kevin Crocker	67.1
	1976	Curt Ashton	84.7
	1977	Eddie McGill	88.3
	1978	Greg Smith	65.9
	1979	Eddie McGill	60.5
	1980	Dwain Wilson	64.6
	1981	Dwain Wilson	119.1
	1982	Cliff Baxter	60.5
	1983	Michael Thompson	62.6
	1984	Merril Hoge	129.9
	1985	Merril Hoge	192.1
	1986	Merril Hoge	152.0
	1987	Butch Caston	136.8
	1988	Rob Vera	70.5

	1989	Chris Schrade	82.0
	1990	George Kelly	123.3
	1991	Al Smith	92.9
	1992	Sylvester Jones	86.6
	1993	Alfredo Anderson	128.5
	1994	Alfredo Anderson	123.5
	1995	Alfredo Anderson	164.8
	1996	Alfredo Anderson	90.8
	1997	Monte' Walzer	68.2
	1998	DeRonn Finley	116.2
	1999	Nick Whitworth	170.6
	2000	DeRonn Finley	165.2
	2001	Mike Jones	89.3
	2002	Isaac Mitchell	129.7
	2003	Emery Beckles	105.8
	2004	Sale' Key	85.7
	2005	Kenyon Blue	100.5
	2006	Josh Barnett	115.1
	2007	Josh Barnett	107.8
	2008	JD Ponciano	114.0
	2009	JD Ponciano	128.9
	2010	Russel Hill	100.7
	2011	Rodrick Rumble	122.5
Passing Efficiency			
	1952	Reid Gunnell	226.3
	1954	Larry Brackenbury	101.5
	1957	Ken Peterson	130.9
	1958	Gary Tomlinson	108.2
	1959	Not Available	
	1960	Bill Loehr	119.9
	1961	Chuck Forrestal	199.5
	1964	Billy Shaw	71.4
	1965	Don Neves	95.0
	1966	Bill Ingram	91.7
	1967	Bill Ingram	70.2
	1968	Larry Kerychuk	116.5
	1969	Dan Halt	112.8
	1970	Jerry Dunne	89.1
	1971	Tom Lee	90.1
	1972	Tom Lee	90.0
	1973	Gary Wood	54.4
	1974	Steve Tosches	111.9
	1975	Steve Tosches	97.5
	1976	Steve Holzer	74.0
	1977	Mick Spoon	73.5
	1978	Mick Spoon	87.5

	1979	John Coatta	69.4
	1980	Mike Machurek	107.2
	1981	Mike Machurek	148.8
	1982	Paul Peterson	101.1
	1983	Paul Peterson	106.0
	1984	Vern Harris	122.6
	1985	Vern Harris	130.8
	1986	Gino Mariani	108.9
	1987	Jason Whitmer	131.7
	1988	Jason Whitmer	103.4
	1989	Jason Whitmer	117.0
	1990	Jason Whitmer	111.5
	1991	Trevor Cavanaugh	118.6
	1992	Shawn Behr	77.0
	1993	Virgil Gardner	137.6
	1994	Rob Wetta	118.1
	1995	Rob Wetta	117.2
	1996	Shane Griggs	112.8
	1997	Seth Burford	93.8
	1998	Seth Burford	123.7
	1999	Kevin McCarthy	130.8
	2000	Shane Griggs	121.4
	2001	Doug Baughman	132.4
	2002	Doug Baughman	134.5
	2003	Mark Hetherington	137.9
	2004	Mark Hetherington	112.1
	2005	Matt Hagler	111.5
	2006	Matt Gutierrez	116.9
	2007	Russel Hill	128.8
	2008	Russel Hill	120.0
	2009	Russel Hill	104.2
	2010	Russel Hill	99.36
	2011	Kevin Yost	116.7
Passing Yards			
	1952	Reid Gunnell	283
	1954	Larry Brackenbury	292
	1957	Ken Peterson	464
	1958	Gary Tomlinson	181
	1959	Lyle Petty	168
	1960	Bill Loehr	384
	1961	Chuck Forrestal	182
	1962	Bill Loehr	407
	1963	Billy Shaw	465
	1964	Billy Shaw	244
	1965	Don Neves	696
	1966	Bill Ingram	1188

1967	Bill Ingram	970	1961	Darl Thornton	415	1957	Bob Cook	10
1968	Larry Kerychuk	1238	1962	Bill Jencks	466	1958	Neil Henderson/John Ventry	
1969	Jerry Dunne	1570	1963	Billy Shaw	362		Ron Pugmire	5
1970	Jerry Dunne	1018	1964	Billy Shaw	593	1959	Neil Henderson	6
1971	Tom Lee	1627	1965	Don Neves	312	1960	Don Papenberg	5
1972	Tom Lee	1588	1966	Mike Acker	463	1961	Jim Fransen	4
1973	Gary Wood	729	1967	Mike Acker	561	1962	Kent Dean	6
1974	Steve Tosches	903	1968	Lewis Cook	303	1963	Bill Harvey	11
1975	Steve Tosches	1176	1969	Jerry Dunne	523	1964	Ron Arnold	5
1976	Steve Holzer	590	1970	Jerry Dunne	349	1965	Ron Arnold	22
1977	Mick Spoon	824	1971	Mike Davis	706	1966	John McCarthy	23
1978	Mick Spoon	1274	1972	Rene' Garnett	632	1967	Jim Rackley	16
1979	Dirk Koetter	474	1973	Rene' Garnett	518	1968	Ed Bell	67
1980	Mike Machurek	2397	1974	Ken Monroe	356	1969	Ed Bell	96
1981	Mike Machurek	3674	1975	Tony McCright	490	1970	Carlis Harris/Tom Ude	22
1982	Paul Peterson	2623	1976	Kevin Wellard	462	1971	Tom Hofmann	65
1983	Paul Peterson	3041	1977	Eddie McGill	801	1972	Tom Fischer	26
1984	Vern Harris	3468	1978	Don Woolley	211	1973	Tom Hofmann	20
1985	Vern Harris	2035	1979	Eddie McGill	573	1974	Tom Hofmann	23
1986	Gino Mariani	2599	1980	Dwain Wilson	407	1975	Craig Norby	22
1987	Jason Whitmer	2616	1981	Dwain Wilson	563	1976	Craig Norby	19
1988	Jason Whitmer	2250	1982	Mike Holliday	374	1977	Don Woolley	19
1989	Jason Whitmer	1967	1983	Ron Gilner	387	1978	Greg Smith	49
1990	Jason Whitmer	2248	1984	Merril Hoge	900	1979	Greg Smith	33
1991	Trevor Cavanaugh	2169	1985	Merril Hoge	1041	1980	Rod Childs	41
1992	Shawn Behr	743	1986	Merril Hoge	631	1981	Dwain Wilson	78
1993	Virgil Gardner	1308	1987	Corky Federico	570	1982	Cliff Baxter	44
1994	Robb Wetta	2332	1988	Rob Vera	220	1983	Ken O'Neal	41
1995	Robb Wetta	2031	1989	Rob Vera	554	1984	Merril Hoge	52
1996	Shane Griggs	1823	1990	George Kelley	562	1985	Merril Hoge	67
1997	Seth Burford	690	1991	Scott Hersley	623	1986	Merril Hoge	49
1998	Seth Burford	951	1992	Sylvester Jones	828	1987	Shawn Beals	62
1999	Kevin McCarthy	3033	1993	Alfredo Anderson	1159	1988	Kevin Pettit	28
2000	Shane Griggs	2861	1994	Alfredo Anderson	791	1989	Joe Funk	43
2001	Doug Baughman	2638	1995	Alfredo Anderson	1192	1990	Joe Funk	50
2002	Doug Baughman	2936	1996	Craig Joseph	820	1991	Sylvester Jones	48
2003	Mark Hetherington	2526	1997	Kennedy Nkeyasen	619	1992	Rommie Wheeler	21
2004	Mark Hetherington	3192	1998	Kennedy Nkeyasen	688	1993	Josh Gibbs	26
2005	Matt Hagler	1820	1999	Nick Whitworth	1106	1994	Rommie Wheeler	60
2006	Matt Gutierrez	2237	2000	Nick Whitworth	933	1995	Justin Young	44
2007	Russel Hill	2313	2001	Mike Jones	881	1996	Justin Young	28
2008	Russel Hill	2634	2002	Isaac Mitchell	968	1997	Jaxon Ernst	31
2009	Russel Hill	1388	2003	Isaac Mitchell	883	1998	DeRonn Finley	44
2010	Russel Hill	1194	2004	Josh Barnett	480	1999	Jesse Levin/Eugene Mirador	38
2011	Kevin Yost	2973	2005	Josh Barnett	793	2000	DeRonn Finley	49
			2006	Josh Barnett	1117	2001	Jason Girley	40
			2007	Josh Barnett	1022	2002	Eugene Mirador	47
			2008	Clint Knickrehm	456	2003	Sale' Key	58
			2009	Clint Knickrehm	434	2004	Sale' Key	67
			2010	Corey White	274	2005	Eddie Thompson	39
			2011	Jarrod Daniels	157	2006	Akilah Lacey	37
						2007	Eddie Thompson	83
						2008	Eddie Thompson	70
						2009	Jaron Taylor	51
						2010	Tavoy Moore	34
						2011	Rodrick Rumble	112

Rushing Yards

1952	Bus Connor	469
1953	Bus Connor	438
1954	Bus Connor	398
1955	Larry Kent	487
1956	Not Available	
1957	George Kom	623
1958	Joe Sarratore	390
1959	Boyd Hall	898
1960	Boyd Hall	505

Receptions

1949	Jake LaRue	15
1952	Nolan Ford	10
1954	Bus Connor	10

Receiving Yards

1949	Jake LaRue	304
1952	Lamont Jones	256
1954	Bus Connor	123
1957	Bob Hodson	124
1958	Ron Pugmire/N. Henderson	69
1959	Neil Henderson	115
1960	Herman Noblisse	116
1961	Jim Fransen	94
1962	Kent Dean	113
1963	Bill Harvey	220
1964	Ron Arnold/George Douglas	63
1965	Ron Arnold	230
1966	Bob Odom	535
1967	Jim Ackley	204
1968	Ed Bell	1086
1969	Ed Bell	1522
1970	Carlis Harris	351
1971	Tom Hofmann	1072
1972	Tom Fischer	458
1973	Tom Hofmann	352
1974	Tom Hofmann	517
1975	Craig Norby	361
1976	Craig Norby	278
1977	Greg Smith	209
1978	Greg Smith	659



Rodrick Rumble

1979	Greg Smith	382
1980	Rod Childs	640
1981	Charles Ewing	945
1982	Ken O'Neal	536
1983	Blake Stamper	555
1984	Jody Grismold	557
1985	Merril Hoge	708
1986	Butch Caston	534
1987	Shawn Beals	1022
1988	Torrey Sheets	373
1989	Joe Funk	552
1990	Joe Funk	760
1991	Sylvester Jones	557
1992	Rommie Wheeler	333
1993	Sam Carter	538
1994	Rommie Wheeler	882
1995	Justin Young	619
1996	Elliot Giles	486
1997	Jaxon Ernst	421
1998	DeRonn Finley	576
1999	Brian Goodell	515
2000	DeRonn Finley	849
2001	Brett Fowler	552
2002	Brett Fowler	741
2003	Sale' Key	882
2004	Sale' Key	943
2005	Eddie Thompson	428
2006	Akilah Lacey	753
2007	Eddie Thompson	907
2008	Eddie Thompson	754
2009	Jaron Taylor	547
2010	Rodrick Rumble	464
2011	Rodrick Rumble	1348

Scoring

1948	Jake LaRue	36
1949	Jay Paris	65
1952	Bus Connor	60
1953	Bus Connor	60
1954	Bus Connor	42
1955	Larry Kent	54
1956	Not Available	
1957	George Kom	53
1958	Ron Pugmire	38
1959	Boyd Hall	76
1960	Boyd Hall	66
1961	Darl Thornton	44
1962	Bill Jencks	36
1963	Billy Shaw	49
1964	Billy Shaw	78
1965	Don Neves	43
1966	Bob Odom	22
1967	Mike Acker	18
1968	Ed Bell	66
1969	Ed Bell	130
1970	Louie Hurst	49

1971	Tom Hofmann	42
1972	Rene' Garnett	48
1973	Tom Hofmann	36
1974	Steve Beller	32
1975	Kevin Crocker	42
1976	Ricardo Restrepo	32
1977	Jeff Fillmore	24
1978	Greg Smith	30
1979	Bruce Bachmeier	30
1980	Case deBruijn	52
1981	Case deBruijn	93
1982	Perry Larson	44
1983	Perry Larson	88
1984	Merril Hoge	84
1985	Merril Hoge	98
1986	Merril Hoge	62
1987	Matt Maloney	71
1988	Todd Jones	30
1989	Matt Bombard	59
1990	Darren Goodman	85
1991	Darren Goodman	45
1992	Randy Nate	46
1993	Andy Norrell	52
1994	Alfredo Anderson	60
1995	Alfredo Anderson	84
1996	James Ferrell	76
1997	James Ferrell	53
1998	Pete Garces	63
1999	Pete Garces	73
2000	DeRonn Finley	66
2001	Javier Garcia	79
2002	Isaac Mitchell	78
2003	Jeremy Hershey	92
2004	Sale' Key	54
2005	Ken Cornist	90
2006	Akilah Lacey	60
2007	Branden Jones	61
2008	Clint Knickrehm	50
2009	Jarrett Huk	42
2010	Brendon Garcia	44
2011	Rodrick Rumble	54

Field Goals

1952	Carl Williams	1
1953-59	None	
1960	Don Gatewood	1
1961-63	None	
1964	Don Neves	1
1965	Don Neves	1
1966	Lowell Van Orman	1
1967	Rich Carrillo	3-5
1968	Joe Petrone	5-20
1969	Doug Flint	2-4
1970	Louie Hurst	9-16
1971	Louie Hurst	6-10
1972	Steve Beller	6-10

1973	Steve Beller	4-10
1974	Steve Beller	9-16
1975	Ricardo Restrepo	8-13
1976	Ricardo Restrepo	6-13
1977	Jeff Fillmore	5-12
1978	Case deBruijn	3-5
1979	Case deBruijn	4-7
1980	Case deBruijn	8-15
1981	Case deBruijn	15-26
1982	Perry Larson	9-15
1983	Perry Larson	17-25
1984	Perry Larson	15-21
1985	Rene Weitmann	13-19
1986	Rene Weitmann	8-14
1987	Matt Maloney	14-22
1988	Matt Bombard	7-11
1989	Matt Bombard	13-20
1990	Darren Goodman	20-28
1991	Darren Goodman	7-13
1992	Randy Nate	8-12
1993	Andy Norrell	7-15
1994	James Ferrell	5-7
1995	James Ferrell	4-12
1996	James Ferrell	15-19
1997	James Ferrell	13-19
1998	Pete Garces	14-18
1999	Pete Garces	13-19
2000	Javier Garcia	8-15
2001	Javier Garcia	14-18
2002	Jeremy Hershey	14-26
2003	Jeremy Hershey	18-26
2004	Jaret Johnson	6-12
2005	Jaret Johnson	17-19
2006	Dan Zeidman	6-8
2007	Branden Jones	10-16
2008	Mike Ramos	9-11
2009	Jarrett Huk	9-13
2010	Brendon Garcia	8-14
2011	Brendon Garcia	9-11

Extra Points

1949	Jay Paris	23-32
1952	Carl Williams	25-32
1954	Larry Brackenbury	19-23
1955	Bob Fails	18-23
1956	Not Available	
1957	George Kom	17-24
1958	Ron Pugmire	
	Neil Henderson/Jim Koetter	2-?
1959	Neil Henderson	5-5
1960	Don Gatewood	3-4
1961	Bardell Bailey/Louie Mello	2-3
1962	Billy Shaw	6-8
1963	Carl Humphreys	1-2
1964	Don Neves	24-28
1965	Don Neves	16-18

1966	Lowell Van Orman	5-6
1967	Rich Carrillo	4-6
1968	Joe Petrone	15-21
1969	Louie Hurst	26-36
1970	Louie Hurst	22-24
1971	Steve Beller	13-14
1972	Steve Beller	29-32
1973	Steve Beller	17-17
1974	Steve Beller	5-9
1975	Ricardo Restrepo	17-18
1976	Ricardo Restrepo	14-14
1977	Jeff Fillmore	9-11
1978	Case deBruijn	5-7
1979	Case deBruijn	11-11
1980	Case deBruijn	28-31
1981	Case deBruijn	48-51
1982	Perry Larson	17-17
1983	Perry Larson	37-41
1984	Perry Larson	29-31
1985	Rene Weitmann	37-38
1986	Rene Weitmann	25-27
1987	Matt Maloney	29-31
1988	Matt Bombard	8-9
1989	Matt Bombard	20-22
1990	Darren Goodman	25-25
1991	Darren Goodman	24-25
1992	Randy Nate	22-22
1993	Andy Norrell	31-32
1994	James Ferrell	17-18
1995	James Ferrell	38-39
1996	James Ferrell	31-34
1997	James Ferrell	15-18
1998	Pete Garces	21-23



Ed Bell

All-Conference Honorees/Miscellaneous Stats



All- Rocky Mountain Conference (1950-59)

1950
Ed Samira, Guard
John Walker, Tackle
Jack Frisch, Fullback

1951

Ed Samira, Guard
Lamont Jones, End

1952

Lamont Jones, End
Phil Roche, End
Bill Slonaker, Tackle
Leonard Smorin, Center
Chet Lee, Halfback
Bus Connor, Halfback

1953

Bus Connor, Halfback
Nolan Ford, End
Percy Christiansen, Guard
Howard Green, Tackle

1954

Bus Connor, Halfback
Howard Green, Tackle
Bill Fuger, Guard
Jim Cherry, End
Larry Brackenbury, QB

1955

Howard Green, Guard
Paul Tripp, Tackle
Larry Kent, Halfback
Bob Fails, End

1956

Bob Fails, End
Bill Wilson, Guard
Art Bushnell, Halfback

1957

Bob Hodson, End
Charlie Maiava, Guard
Ken Peterson, QB
Jim Wagstaff, Halfback

George Kom, Fullback

1958

Dee Pankratz, Guard

1959

Ray Konczos, End
Paul Tripp, Tackle
Blaine Jones, Guard
Boyd Hall, Back

All Big Sky Conference (1963-present)

1963

John Miller, T, 1st
Ben Sanford, C, 1st
Nick Yorges, HB, 1st
Ted Schmidt, FB, 1st
Ken Dean, E, 2nd
Carl Humphrey, E, 2nd
Robert Helton, G, 2nd
Bill Shaw, QB, 2nd

1964

Gene Kelikuli, T, 1st
Bill Shaw, QB, 1st
Carl Humphrey, E, 2nd
Jim Anaya, G, 2nd

1965

Ron Arnold, OL, 1st
George Douglas, DB, 1st

1967

Otis Thomas, LB, 1st
Leroy Harris, DB, 1st

1968

Ed Bell, WR, 1st
Leroy Harris, DB, 1st
Billy Satterfield, DB, 1st

1969

Joe McGrath, C, 1st
Ed Bell, WR, 1st
Jerry Dunne, QB, 1st

Steve Mandelkow, DE, 1st
Larry Chandler, DT, 1st
Ambrose Costa, LB, 1st

1970

Stan Geyer, C, 1st
Dave Flynt, G, 1st
Jerry Dunne, QB, 1st
Ras Cattalico, LB, 1st
Louie Hurst, DB, 1st

1971

Tom Hofmann, SE, 1st
Tom Toner, DE, 1st
Phil Price, DB, 1st

1972

Tony Ramonas, T, 1st
Mike Davis, FB, 1st
Rene' Garnett, HB, 1st
Tom Toner, DE, 1st
Phil Spain, LB, 1st

1973

Joe Mattie, LB, 1st
Tom Hofmann, SE, 1st

1974

Tom Hofmann, SE, 1st
John Roman, G, 1st
Steve Beller, P, 1st
Matt Kendon, DT, 1st

1975

Rich Rodgers, C, 1st
Rick Scribner, T, 1st
Greg Taylor, DE, 1st
Wayne Hill, LB, 1st
Rick Noel, LB, 1st (MVP)
Steve Kapaun, DB, 1st

1976

Rick Scribner, T, 1st
Wayne Hill, LB, 1st
Ray Allred, NG, 1st

1977

Ray Allred, NG, 1st

1978

Greg Smith, WR, 1st
Case deBuijn, P, 1st

1979

Wayne Whitaker, T, 1st
Michael Johnson, DT, 1st

1980

Bob Matsey, DB, 1st
Rod Childs, TE, 1st
Case deBuijn, P, 1st
Case deBuijn, K, 1st

1981

Case deBuijn, P, 1st
Rod Childs, TE, 1st
Mike Machurek, QB, 1st (MVP)
Dave Walser, LB, 1st
Matt Courtney, DB, 1st

1982

Jim Lane, C, 1st
Dan Taylor, T, 1st
Steve Anderson, NG, 1st

1983

Todd Price, C, 1st
Carl Qualls, LB, 1st
Lem Galeai, MLB, 1st
Matt Courtney, DB, 1st
Jeff Kaiser, P, 1st

1984

Merril Hoge, RB, 1st
Steve Anderson, NG, 1st
Brent Koetter, DB, 1st

1985

Merril Hoge, RB, 1st

1986

Merril Hoge, RB, 1st

1987

Frank Selto, RS, 1st

1990

Duffy Daugherty, P, 1st

1992

Sylvester Jones, RB, 1st
Mahe Liava'a, MLB, 1st

1993

Alfredo Anderson, RB, 1st
Sam Carter, WR, 1st
Robert Ford, DL, 1st
Jeff Vrbas, G, 2nd

1994

Jeff Vrbas, G, 1st
Jeff Clark, C, 2nd
Alfredo Anderson, RB, 2nd
Josh Hays, DE, 2nd
Alipate Taulaupe, DL, 2nd

1995

Alfredo Anderson, RB, 1st
Josh Hays, DE, 1st
Justin Young, WR, 2nd
Marcus Jackson, CB, 2nd
James Ferrell, P, 2nd

1996

Josh Hays, DE, 1st
Marcus Jackson, DB, 1st
Telly Lockette, LB, 1st
James Ferrell, K, 2nd

1997

Trevor Bell, S, 1st
Telly Lockette, LB, 1st
Anthony Elgaaen, FB, 2nd
James Ferrell, K, 2nd
Joe Barnes, CB, 2nd

1998

Pete Garces, K, 1st
DeRonn Finley, RS, 2nd
Craig Joseph, FB, 2nd
Raven Battle, LB, 2nd

1999

Pete Garces, K, 1st

2000

DeRonn Finley, WR, 1st
DeRonn Finley, RS, 2nd
Junior Ioane, MLB, 2nd

2001

Jared Allen, DL, 1st
Eric Boose, DL, 1st
Eddie Johnson, P, 1st
Javier Garcia PK, 2nd
Bart Brooks, ILB, 2nd

2002

Corey Brown, OL, 1st
Eddie Johnson, P, 1st
Mark Weivoda, DL, 1st
Jared Allen, DL, 1st
Josh Whitworth, LB, 1st
Bart Brooks, LB, 1st
Ernie James, DB, 1st
Sale' Key, WR, 2nd
Steve Burch, OL, 2nd
Robert Poleki, OL, 2nd
Doug Baughman, QB, 2nd
Isaac Mitchell, RB, 2nd
Eric Boose, DL, 2nd
Audie Attar, LB, 2nd

2003

Sale' Key, WR, 1st
Mark Weivoda, DT, 1st
Jared Allen, DE, 1st
Emery Beckles, CB, 1st
Brett Fowler, WR, 2nd
Robert Poleki, G, 2nd
Isaac Mitchell, RB, 2nd
Jeremy Hershey, K, 2nd
Josh Whitworth, OLB, 2nd
Ernie James, S, 2nd

2004

Ernie James, CB, 1st
Sale' Key, WR, 2nd
Mark Hetherington, QB, 2nd
Steve Burch, T, 2nd
Jermaine Horn, DT, 2nd
Kris Krosch, OLB, 2nd
David Beverly, CB, 2nd
Kyle McQuown, P, 2nd

2005

Jaret Johnson, PK, 1st
Jeff Charleston, DE, 1st
Pago Togafau, ILB, 1st
Eddie Thompson, WR, 2nd
D.J. Clark, CB, 2nd

2006

George Yarno, C, 1st
Josh Barnett, RB, 1st
Pago Togafau, ILB, 1st

Akilah Lacey, WR, 2nd
Eddie Thompson, WR, 2nd
Brandon Mennear, TE, 2nd
Dan Zeidman, P, 2nd

2007

Josh Barnett, RB, 1st
Eddie Thompson, WR, 1st
Dan Zeidman, P, 2nd
JD Ponciano, RET, 2nd

2008

Kenyon Blue, ST, 1st
Eddie Thompson, WR, 2nd
D.J. Clark, CB, 2nd
Ryan Phipps, OLB, 2nd

2009

Jon Vanderwielen, P, 1st
A.J. Storms, OLB, 1st

2010

David Harrington, P, 1st
A.J. Storms, OLB, 1st
Tavoy Moore, Specialist, 1st
Sean Rutten, DL, 2nd
Mitch Rudder, OL, HM
Jordan Monga, DT, HM
Basim Hudeen, LB, HM
Chris Holmesly, S, HM

2011

David Harrington, P, 1st
A.J. Storms, LB, 1st
Rodrick Rumble, WR, 1st
Braeden Clayson, OL, HM
Josh Hill, TE, HM
Jordan Monga, DL, HM
Basim Hudeen, LB, HM
Donovan Henley, DB, HM

Big Sky Conference All-Academic

1978

Neal Richardson

1979

Marvin Lewis

1980

Ken Bacon
George Ripley
Dirk Koetter
Marvin Lewis

1981

Ken Bacon
Dirk Koetter
Lem Galeai

1982

Ken Bacon
Scott Berger
Brent Koetter
Kerry Sjelin

1983

Rich Williamson
Blake Stamper
Bill Rice
Brent Koetter
Jeff Kaiser

1984

Jeff Bartlow
Jim Harrell
Tim Messuri
Richard Williamson
Ron Manu
Brent Koetter
Jeff Kaiser

1985

Jim Harrell
Mike Hronek

1986

Todd Jones
Mark Arstein
Gino Mariani
Ron Manu

1987

Joe Funk
Todd Jones
Shawn Nessen
Corky Federico
Randy Miskol

1989

Steve Boyenger
Joe Funk
Jason Gault
Todd Jones
Jason Whitmer

1990

Steve Boyenger
Duffy Daugherty
Robert Ford
Joe Funk

Troy Koopman
Reed Payne
Troy Shippen

1991

Steve Boyenger
Scott Hersley
Jack Horton
Joel Jund
Joe Koga
Mitch Oparnico
Reed Payne
Tom Sharp
Rob Vera

1992

Shawn Behr
Aaron Gutridge
Traves Olson
Dave Rasmussen
Tom Sharp

1993

Shawn Behr
Kirk Clifford
Mark EchoHawk
Scott Hersley
Chad Kay
Randy Nate
Aaron Norby
John Pearce

1994

Rick Brown
Eddy Christensen
Kirk Clifford
Chad Kay
Steve Krause
Eric Lenoci

1995

Gary Anderson
Joe Barnes
Jake Barry
Trevor Bell
Kirk Clifford
Chris Driscoll
Mark EchoHawk
Sy Farris
Mark Fisher
Ray Felts
Josh Hays
Steve Krause
Eric Lenoci
Aaron Norby
Kevin Patton

Duane Riggs
Marcus Teal

1996

Gary Anderson
Joe Barnes
Trevor Bell
Troy Bell
Steve Burch
Kirk Clifford
Chirs Driscoll
Anthony Elgaaen
Sy Farris
Mike Fullwood
Josh Hays
Robert McBride
Kevin Patton
Duane Riggs
Jason Smith
Andy Thuernagle

1997

Gary Anderson
Joe Barnes
Pete Beecher
Trevor Bell
Chris Driscoll
Michael Gary
Travis Hansen
Kevin Paugh

1998

Craig Broyles
Chris Driscoll
Jeff Davenport
Rafe Hewett
Pete Beecher
Travis Hansen
Craig Joseph
Kaili McCray
Brandon Reed
Nick Whitworth

1999

Troy Bell
Craig Broyles
Darren Dubois
Kaili McCray
Matt Nighswonger
Brandon Reed
Mark Young

2000

Adam Christian
Darren Dubois
Josh Del Prado
DeRonn Finley
Kaili McCray
Matt Nighswonger
Ben Simpson
David Steel
Bart Teuscher
Brandon Tuia

2001

Troy Bell
Brett Fowler
Judd Gold
Sean Judd
Donell McNeal
Mike Rose
Bart Teuscher
Jerry Troyer

2002

Troy Bell
Bart Brooks
Jeff Davenport
Mike Rose

2003

Jeff Davenport
Brandon Mennear

2004

Jeff Davenport
Brandon Mennear
Jon Winn

2005

Turill Engleman
Spencer Franz
Brandon Mennear
Sterling Mennear
Luke Sniewski
Jon Winn

2006

Micah Cloward
Turill Engleman
Anthony Henderson
Joel Janke
Brandon Mennear
Sterling Mennear
Renell Robinson
Erik Stoll
Jon Winn

2007

Sterling Mennear
Micah Cloward
Joel Janke
Tyler Hjelseth
JD Ponciano
Brad Rife
Brett Bankus
Will Yoder
Demetrius Amos
Renell Robinson

2008

Chris Kirkegaard
Brad Shedd
Dustin Tew
JD Ponciano
Ryan Henry
Brad Rife
Sean Rutten
Jarret Huk
Jason Jones
Ryan Phipps

2009

Clint Brock
Nic Edgson
Jarrett Huk
Ryan Henry
Ethan Monroe
Chad O'Donnell
JD Ponciano
Mitch Rudder
Sean Rutten
Brad Shedd
Dustin Tew
Jon Van Vliet
Bryant Ward

2010

Luke Austin
Clint Brock
Brendon Garcia
David Harrington
Russel Hill
Ethan Monroe
Mitch Rudder
Sean Rutten
Brad Shedd
Dustin Tew
Justin Vaeena
John Van Vliet
Bryant Ward

2011

Justin Arias
Luke Austin
Austin Baker
Anthony Boyles
Jarrod Daniels
David Forester
Jack Francis
Brendon Garcia
Austin Graves
Donovan Henley
Josh Hill
Keelan McCaffery
Ethan Monroe
Jake Pele
Aaron Prier
Cody Sorensen
John van Vliet

CoSIDA Academic All-Americans

Steve Beller, P/K, 1972
Kim Kildew, DE, 1976
Jeff Fillmore, K, 1978
Brent Koetter, DB, 1984
Jim Harrell, G, 1984
Steve Boyenger, DB, 1991
Trevor Bell, DB, 1996

Postseason

All-America Selections

1949
Harry Dickson, Tackle

1955

Howard Green, Guard

1958

DeLane Pankratz, Guard

1959

Paul Tripp, Tackle

1961

Jerry Mahoney, Fullback

1963

Gary Aizawa, Guard

1968

Leroy Harris, Defensive Back
Ed Bell, Split End

1969

Ed Bell, Split End

1975

Wayne Hill, Linebacker
Rich Rodgers, Center

1977

Ray Allred, Nose Guard

1981

Case deBruijn, Punter
Mike Machurek, Quarterback

1983

Jeff Kaiser, Punter

1984

Steve Anderson, Def. Tackle
Bob Otto, Def. Tackle

1995

Josh Hays, Defensive End

1996

Josh Hays, Defensive End
Telly Lockette, Linebacker

1997

Trevor Bell, Defensive Back
Telly Lockette, Linebacker

1998

Pete Garces, Kicker

1999

Pete Garces, Kicker

2000

DeRonn Finley, Punt Returner
DeRonn Finley, Wide Receiver
Junior Ioane, Middle Linebacker

2001

Eddie Johnson, Punter
Javier Garcia, Placekicker

2002

Jared Allen, Defensive Lineman
Corey Brown, Center
Steve Burch, Tackle
Ernie James, Cornerback

2003

Jared Allen, Defensive Lineman

2005

Jeff Charleston, Defensive Lineman

Jaret Johnson, Kicker

2007

Dan Zeidman, Punter
George Yarno, Center
Eddie Thompson, Wide Receiver
JD Ponciano, Returner

2009

Jon Vanderwielen, Punter

2010

Tavoy Moore (AFCA, AP, Sports Network)
David Harrington (Walter Camp, AP, Sports Network)
AJ Storms (Sports Network)

2011

David Harrington (AFCA, AP, Walter Camp, Sports Network, Phil Steele)
Rodrick Rumble (College Sports Madness, AP, Sports Network (2nd Team), Phil Steele (2nd Team)
A.J. Storms (AP, 2nd team ; Sports Network 3rd team ; Phil Steele 2nd team).

Preseason

All-America Selections

2001

Jared Allen, Defensive Line
Josh Robinson, Defensive Back

2002

Jared Allen, Defensive Line



Jared Allen

Blue-Gray Game

2001-Shane Griggs, QB

East-West Shrine Game

1983-Matt Courtney, DB
2003-Jared Allen, DL
2006-Matt Gutierrez, QB

Hula Bowl

1982-Case deBruijn, P
2001-Shane Griggs, QB

North-South Shrine Game

1976-Wayne Hill, LB

Olympia Gold Bowl

1982-Mike Machurek, QB

King All-America Classic

1989-Donald Miller, LB

Big Sky Conference Player of the Week Honors

1972 (5)

Offense-2
Rene' Garnett, RB
Tom Lee, QB
Defense-2
Tom Toner, DE
Tim Perreira, DT

1977 (2)
 Defense-2
 Larry Chambers, DB
 *Neal Richardson, LB

Offense-3
 Vern Harris, QB
 %Vern Harris, QB
 %Merril Hoge, RB

Ed Coleman, RB
 Defense-1
 Josh Hays, DE
 Special Teams-2
 James Ferrell, P/K
 James Ferrell, P/K

Quinton Freeman, DB
 Jared Allen, DL
 Special Teams-4
 Eddie Johnson, P
 Eddie Johnson, P
 Emery Beckles, PR
 Eddie Johnson, P

Defense-1
 A.J. Storms, OLB

1963	Oct. 26	Montana State	W 19-15
1964	Oct. 10	Fresno State	W 20-12
1965	Oct. 16	Montana State	W 14-0
1966	Oct. 22	Montana	W 17-14
1967	Oct. 14	Montana State	L 7-24
1968	Sep. 28	Idaho	L 15-35
1969	Oct. 11	Montana State	W 20-7
1970	Oct. 17	Montana	L 34-35
1971	Oct. 23	Montana State	W 38-36
1972	Oct. 14	Montana	W 14-7
1973	Oct. 27	Weber State	L 23-38
1974	Nov. 2	Portland State	W 24-16
1975	Oct. 18	Montana State	L 7-19
1976	Oct. 9	Portland State	L 14-26
1977	Oct. 15	Montana State	L 0-31
1978	Oct. 21	Montana	L 7-28
1979	Oct. 6	Idaho	L 23-28
1980	Oct. 18	Montana	W 17-0
1981	Oct. 3	Northern Arizona	W 31-6
1982	Oct. 23	Montana	W 28-14
1983	Oct. 8	Montana State	W 26-3
1984	Oct. 6	Boise State	L 23-26
1985	Oct. 19	Montana State	W 50-9
1986	Oct. 11	Eastern Washington	L 7-34
1987	Oct. 10	Portland State	T 24-24
1988	Oct. 29	Eastern Washington	L 3-35
1989	Sep. 30	Montana State	W 23-21
1990	Oct. 6	Nevada	L 10-17
1991	Oct. 5	Northern Arizona	W 45-14
1992	Oct. 31	Eastern Washington	L 3-37
1993	Oct. 9	Idaho	L 27-56
1994	Oct. 22	Eastern Washington	W 21-16
1995	Oct. 14	Montana State	L 14-18
1996	Oct. 26	Eastern Washington	L 17-31
1997	Oct. 11	Montana	L 0-48
1998	Oct. 17	Eastern Washington	L 13-44
1999	Oct. 9	Northern Arizona	L 28-43
2000	Oct. 21	Southern Utah	L 24-62
2001	Oct. 13	Portland State	W 23-17
2002	Oct. 12	Montana State	W 18-14
2003	Oct. 18	Montana	W (2 OT) 43-40
2004	Oct. 23	Sacramento State	W 29-24
2005	Sep. 24	Eastern Washington	W 34-30
2006	Sep. 23	Northern Arizona	L 27-33
2007	Oct. 6	Northern Colorado	W 26-14
2008	Oct. 18	Northern Arizona	L 30-52
2009	Oct. 17	Northern Colorado	L 7-30
2010	Sept. 25	Northern Arizona	L 32-7
2011	Oct. 1	Portland State	L 42-35

Homecoming Record

All-Time Homecoming Record: 32-35-3
 Longest Winning Streak: 5 games (1951-55) & (2001-05)
 Longest Losing Streak: 6 games (1995-00)

Largest Margin of Victory: 103 (103-0), UM-Western, 1930
 41 (50-9), Montana State, 1985
 Smallest Margin of Victory: 1 (7-6), Western State, 1931
 2 (14-12) Montana State, 1961
 2 (23-21) Montana State, 1989
 Largest Margin of Defeat: 48 (0-48), Montana, 1997
 Smallest Margin of Defeat: 1 (34-35), Montana, 1970
 1 (7-8), Colorado College, 1958
 1, (19-20), Northern Colorado, 1950

Record vs. Homecoming Opponents

Western State (CO) 2-0 (1.000)
 Sacramento State 1-0 (1.000)
 Fresno State 1-0 (1.000)
 Colorado Mines 1-0 (1.000)
 Compton 1-0 (1.000)
 Montana Western 1-0 (1.000)
 Southern Idaho (Albion) 1-0 (1.000)
 Colorado College 3-1 (.750)
 College of Idaho 3-1 (.750)
 Montana State 13-5-2 (.700)
 Northern Colorado 4-2 (.667)
 Portland State 2-2-1 (.500)
 Montana 5-4 (.556)
 Northern Arizona 2-4 (.333)
 Eastern Washington 2-6 (.250)
 Southern Utah 0-1 (.000)
 Nevada 0-1 (.000)
 Boise State 0-1 (.000)
 Nebraska-Omaha 0-1 (.000)
 Weber State 0-2 (.000)
 Idaho 0-4 (.000)

1978 (1)
 Defense-1
 Bob Matsey, DB

1987 (2)
 Offense-1
 Jason Whitmer, QB

1997 (6)

Defense-4
 Trevor Bell, DB
 Trevor Bell, DB
 Telly Lockette, LB
 Joe Barnes, DB
 Special Teams-2
 James Ferrell, K
 James Ferrell, K

2003 (7)

Offense-1
 Mark Hetherington, QB
 Defense-3
 Jared Allen, DL
 Jared Allen, DL
 Ernie James, DB
 Special Teams-3
 Jeremy Hershey, K
 Emery Beckles, PR
 Emery Beckles, PR

2011 (1)

Offense
 Kevin Yost, QB, Sept. 19

* denotes back-to-back

% shared award

120 -Big Sky POWs

44-Offense

46-Defense

30-Special Teams

Note: Big Sky added a Special Teams POW in 1994, prior to that, they were eligible for the offensive award.

Homecoming Results

Year	Date	Opponent	Result
1929	Nov. 28	Idaho	L 41-7
1930		Montana Normal (UM-Western)	W 103-0
1931	Nov. 7	Western State	W 7-6
1932		Albion Normal	W 33-0
1933		Montana State	W 13-6
1934	Oct. 27	College of Idaho (Albertson)	L 14-19
1935	Nov. 11	Montana State	T 7-7
1936	Nov. 21	College of Idaho (Albertson)	W 30-0
1937	Nov. 11	College of Idaho (Albertson)	W 39-0
1938		Montana State	W 16-0
1939		College of Idaho (Albertson)	W 13-6
1940		Montana State	L 15-7
1941		Montana State	T 13-13
1942		Compton	W 7-0
1943		No Homecoming Game (War Restrictions)	
1944		No Homecoming Game (War Restrictions)	
1945		No Homecoming Game (War Restrictions)	
1946	Oct. 26	Weber JC (Weber State)	L 12-20
1947	Nov. 15	Eastern Washington	L 13-0
1948	Oct. 8	No. Colo. (was Colo. St. Teachers)	W 38-6
1949	Oct. 1	Colorado College	W 28-6
1950	Oct. 28	No. Colo. (was Colo. St. Teachers)	L 18-20
1951	Oct. 13	Colorado College	W 20-12
1952	Oct. 18	No. Colo. (was Colo. St. Teachers)	W 46-16
1953	Oct. 10	Colorado Mines	W 33-20
1954	Oct. 9	No. Colo. (was Colo. St. Teachers)	W 28-13
1955	Oct. 15	Western State	W 14-6
1956	Oct. 13	Nebraska-Omaha	L 9-0
1957	Oct. 19	Montana State	W 26-13
1958	Oct. 25	Colorado College	L 8-7
1959	Oct. 17	Montana State	W 6-0
1960	Oct. 22	Colorado College	W 77-8
1961	Oct. 28	Montana State	W 14-12
1962	Oct. 27	Montana	L 22-15

1979 (1)
 Offense-1
 Eddie McGill, RB

Defense-1
 Mike Calley, LB

1980 (4)
 Offense-2
 Mike Machurek, QB
 Mike Machurek, QB
 Defense-2

1989 (2)
 Offense-1
 Jason Whitmer, QB
 Defense-1
 Ron Manu, LB

Marvin Lewis, LB
 Marvin Lewis, LB

1990 (1)
 Defense-1
 Mark EchoHawk, DB

1998 (4)

Defense-1
 Josh Robinson, DB
 Special Teams-3
 DeRonn Finley, KR
 Pete Garces, K
 Pete Garces, K

2004 (2)

Offense-1
 Akilah Lacey, WR
 Defense-1
 David Beverly, CB

1981 (8)
 Offense-6

Mike Machurek, QB
 Mike Machurek, QB
 *Mike Machurek, QB
 Mike Machurek, QB
 Chris Corp, WR
 Case deBruijn, K
 Defense-2
 Dave Walsler, LB
 Willie Allen, CB

1991 (2)
 Offense-1
 John Peoples, RB
 Defense-1
 Michael Key, DB

1999 (3)

Offense-2
 Nick Whitworth, RB
 *Nick Whitworth, RB

Special Teams-1
 Pete Garces, K

1982 (2)
 Offense-2
 Paul Peterson, QB
 Paul Peterson, QB

1992 (2)
 Offense-1
 Sylvester Jones, RB
 Defense-1
 Pete Davis, LB

2000 (6)

Offense-1
 Nick Whitworth, RB
 Defense-1
 Alfredo Anderson, RB
 *Rob Wetta, QB
 Defense-3
 Josh Hays, DE
 *Brion Bethel, DB
 Brian Getz, LB
 Special Teams-2
 Ben Simpson, P
 DeRonn Finley, PR

2006 (2)

Offense-1
 Josh Barnett, RB
 Defense-1
 Terrance Calloway, DB

1983 (5)
 Offense-4
 Michael Thompson, WR
 *Paul Peterson, QB
 Paul Peterson, QB
 John Berry, QB
 Defense-1
 Lem Galeai, LB

1994 (7)
 Offense-2
 Alfredo Anderson, RB
 *Rob Wetta, QB
 Defense-3
 Josh Hays, DE
 *Brion Bethel, DB
 Brian Getz, LB
 Special Teams-2
 Thomas Washington, P
 *James Ferrell, K

2001 (3)

Offense-1
 Mike Jones, RB
 Defense-1
 Bart Brooks, LB
 Special Teams-1
 Javier Garcia, PK

2007 (4)

Defense-2
 Terrance Calloway, DB
 Sterling Mennear, LB
 Special Teams-2
 Dan Zeidman, P
 Dan Zeidman, P

1984 (4)
 Offense-2
 Vern Harris, QB
 Vern Harris, QB
 Defense-2
 Brent Koetter, DB
 Ron Manu, LB

1995 (3)
 Defense-2
 Marcus Jackson, DB
 Josh Hays, DE
 Special Teams-1
 James Ferrell, K

2008 (3)

Offense-1
 Kenyon Blue, RB
 Special Teams-2
 JD Ponciano, KR
 Mike Ramos, K

1985 (3)

1996 (5)
 Offense-2
 Shane Griggs, QB

2002 (7)

Offense-1
 Doug Baughman, QB
 Defense-2



All-Time Over time Games

Year	Opponent	OTs	Result
1981	Weber State	3	W 33-30 (Case DeBruijn 33 FG)
1982	at Montana State	3	L 30-27 (Mark Carter 20 FG)
1990	at Weber State	2	L 45-38 (George Jackson 13 run)
1990	at Eastern Washington	1	L 33-26 (Tony Lenseigne 7 pass from Mark Tenneson)
1996	Cal Poly	1	W 35-32 (James Ferrell 20 FG)
1996	at Northern Arizona	1	L 50-38 (Troy Campbell 99-yard interception return)
2000	at Cal State Northridge	1	W 31-30 (Derek Brown missed extra point)
2003	Eastern Washington	2	W 55-52 (Isaac Mitchell 1 run)
2003	Montana	2	W 43-40 (Shedrack Okoebor 13 pass from Mark Hetherington)
2004	Northern Colorado	2	W 49-42 (Akilah Lacey 9 pass from Mark Hetherington)
2008	Sacramento State	1	W 36-33 (Kenyon Blue 16 run)
2010	vs. Montana State	1	L 23-20

Overall OT Record:	7-5
Home Record:	5-1
Road Record:	2-4
Single Overtime:	3-3
Double Overtime:	3-1
Triple Overtime:	1-1

Most Points Scored

Year	Opponent	Result
1960	Colorado College	77 W 77-8
1970	Nevada-Las Vegas	64 W 64-34
1993	Mesa State	59 W 59-10
1980	Portland State	59 W 59-33
2000	Montana State	58 W 58-14
2003	Eastern Washington	55 W (2 OT) 55-52
2001	Montana State-Northern	55 W 55-0
2003	Montana-Western	54 W 54-50
1999	Eastern Oregon	54 W 54-28
1994	Adams State	54 W 54-0
1950	Western State	53 W 53-13

(Junior College)

1931	Montana Normal (Western)	111 W 111-0
1922	Gooding College	106 W 106-0
1930	Montana Normal (Western)	103 W 103-0
1917	Brigham City High School	87 W 87-0
1910	St. Anthony High School	84 W 84-12
1916	Pocatello High School	81 W 81-0
1913	Rigby High School	81 W 81-0

Most Points Allowed

Year	Opponent	Result
1999	Montana	73 L 73-23
1994	at Idaho	70 L 70-21
1970	at Tampa	68 L 68-7
1998	at Montana State	66 L 66-35
1994	at Utah	66 L 66-0
2009	at Oklahoma	64 L 64-0
2011	at Washington State	64 L 64-21
1975	at Cal Poly	63 L 65-14
1999	at Southern Utah	63 L 63-47
1987	at Montana	63 L 63-0
1986	at Weber State	63 L 63-33
2003	at Boise State	62 L 62-0
2000	Southern Utah	62 L 62-24
2007	at Oregon State	61 L 61-10
1974	at Boise State	61 L 61-3
1991	Weber State	60 L 60-41

(Junior College)

1919	Utah State	136 L 136-0
1944	at Fort Warren	66 L 66-0
1940	at Nevada	62 L 62-0


Largest Margin of Victory

Year	Opponent	Margin	Result
1960	Colorado College	69	W 77-8
2001	Montana State-Northern	55	W 55-0
1994	Adams State	54	W 54-0
1995	Cal State Northridge	52	W 52-0
1981	Rhode Island	51	W 51-0
1993	Mesa State	49	W 59-10
1993	Chadron State	49	W 52-3
1987	Montana State	49	W 52-3
1996	Montana-Western	47	W 47-0
1972	Portland State	45	W 51-6

Largest Margin of Defeat

Year	Opponent	Margin	Result
1994	at Utah	66	L 66-0
2009	at Oklahoma	64	L 64-0
1987	at Montana	63	L 63-0
2003	at Boise State	62	L 62-0
1970	at Tampa	61	L 68-7
1974	at Boise State	58	L 61-3
1967	at Tulsa	58	L 58-0
1978	at Utah	56	L 56-0
2011	at BYU	53	L 56-3
2007	at Oregon State	51	L 61-10

1975	at Cal Poly	51 L 65-14
1999	Montana	50 L 73-23
(Junior College)		
1919	Utah State	136 L 136-0
1944	at Fort Warren	66 L 66-0
1940	at Nevada	62 L 62-0
1920	at Coll. of Idaho (Albertson)	50 L 50-0



Marvin Lewis



A	John Arbuckle	1984-86	Hubert Barlow	1924-25	Josh Bigler	2010	Bill Brown	1967-69		
Mike Acker	1966-67	Justin Arias	2011	Orie Barnes	1942	Roland Birch	1937	Bruce Brown	1983	
Dayman Adams	1995-96	Phillip Arias	2007-09	Afton Barrett	1930	Jayson Bird	2008	Cazzie Brown	1997-98	
Vern Adams	1949-50	Ron Arnold	1964-65	Jeff Bartlow	1981-84	Jerry Bird	1978-80	Corey Brown	1999-02	
Greg Adelsbach	1983	Mark Arstein	1986	Reggie Barton	2001	Thayer Black	1922-26	Darrell Brown	1970-72	
Chuck Agee	1995-98	Curt Ashton	1974-76	Raven Battle	1995-98	Todd Blackwell	1990	Dick Brown	1966	
Dan Agte	2002	Lenn Aston	1919	Doug Baughman	2001-02	Jim Blake	1947-50	Elwood Brown	1935-36	
Werner Ahrbeck	1944	Charles Atkinson	1936-37	Cliff Baxter	1979-82	Russell Blenisky	1934-35	Greg Brown	1987	
Ted Aird	1955	George Atkinson	1940, 46	Max Baxter	1965	"Budd" Bliss	1919, 21-23	John Brown	1988	
Gary Aizawa	1961-63	Audie Attar	2002	Robert Bayless	1941	Lary Bloom	1988	Josh Brown	1993-95	
Viliani Akoteu	2006-07	Luke Austin	2010-11	Shawn Beals	1985-87	Kenyon Blue	2004-05, 07-08	Max Brown	1936-37	
J.T. Albers	2008-11	Jimmy Ayala	1997-98	Gary Beasley	1979	Kyle Blum	2008-09	Rick Brown	1993-94	
Eric Alden	1992-93	Joe Ayre	1937	Pat Beck	1974-75	Chris Boblit	2004, 06-07	Stan Brown	1960, 62	
Chris Alexander	1979	B			Bruce Becker	1971-73	Matt Bombard	1988-89	Tom Brown	1977
Riyad Ali	1998-99	Bruce Bachmeier	1976-77, 79	Emery Beckles	2002-03	Gary Bonar	1960	Criag Broyles	1998-99	
Jared Allen	2000-03	Ken Bacon	1979-82	Bob Becklund	1946	Pat Bonnett	1971-72	Dave Buchanan	1988-89	
Demetrious Allen	2011	Scott Badavinac	1977	Nick Beckman	2011	Sonny Booker	1977	Carl Buchholz	1928	
Lamont Allen	1989-90	Andrew Benavides	2009	Mitch Beckstead	2008, 2011	Bob Boone	1986-87	Clifton Buckway	2003-06	
Willie Allen	1981-82	William Baggs	1926	George Beckstead	1944	Eric Boose	2001-02	Duke Bukoski	2011	
Mike Allison	1977-79	Arnie Bagley	1980-82	Kenneth Beckstead	1928-29	Barry Bottrell	1961	Grant Budge	1944	
Ray Allred	1976-77	Jim Bagley	2011	Pete Beecher	1998	Brad Boudreau	1977-78	Steve Budke	1978-81	
Dave Almgren	1991-92	John Bahan	1925	Shawn Behr	1992-93	Bower	1910	Rob Bunting	1986-89	
Marty Ambrose	1981	Bardell Bailey	1960-61	John Beimer	1966	John Boyd	1972	Wally Buono	1969-71	
Tommy Ambrose	1944	John Bailey	1944	Willard Beitz	1941-42	Steve Boyenger	1989-91	Isaiah Burel	2007-09	
Demetrius Amos	2007-09	Bruce Baird	1997	Andy Beke	1946	Pat Boyle	1976	R.J. Buster	1998	
Rick Ambrosi	1980-81	Flenor Baker	1932	Ed Bell	1968-69	Anthony Boyles	2011	"Burry" Burbank	1909	
Jim Anaya	1963-64	Orvil Baker	1947	Ned Bell	1970	Ted Bracke	1953	Steve Burch (Firth, ID)	1993-96	
Alfredo Anderson	1993-96	Austin Baker	2011	Trevor Bell	1995-97	Larry Brackenbury	1951-54	Steve Burch (Oakley, ID)	2001-04	
Bill Anderson	1961	Jack Balch	1952	Troy Bell	1996, 99, 01-02	John Bradford	1953	Seth Burford	1997-98	
Charles Anderson	1928-29	Chase Anderson	1937-38	Steve Beller	1971-73	Roland Bradford	1934	Mark Burgraff	1944	
Denny Anderson	1946	H.R. Ball	1926	Jerry Bellon	1948-50	Glen Brado	1932	Bill Burton	1932	
Fritz Anderson	1941	Howard Ball	1926	Joe Benac	1960	Cleavon Bradshaw	1996	Mike Busch	1982	
Gale Anderson	1959	Milton Ballard	1930	Andrew Benavides	2009	Terry Bradshaw	1976-77	Art Bushnell	1955-56	
Gary Anderson	1994-96	Bob Bandy	1942	Larry Bender	1966-68	Clifford Brandel	1939	Hillary Butcher	1954	
Harold Anderson	1944	H. Banar	1912	Dave Benko	1972-75	Dean Brandon	1933	Arthur Butler	1907	
Jermain Anderson	2000-03	Nick Bangar	1997-98	Mitch Berg	1996	Chaz Brewer	2002-03, 05-06	Enoch "Firpo" Butler	1924-25	
Lyle Anderson	1949-50	Brett Bankus	2006-07	Newell Berg	1937-38	Dale Briggs	1930	Luke Butler	2006-07	
Merlyn Anderson	1937	Jack Barbee	1932	Scott Berger	1981-82	Clark Brimhall	1949-50	Scott Butterfield	1974-75	
Ronald Anderson	1948-51	Barkhard	1906	Michael Berger	2010-11	Maurice Brimhall	1924-26	C		
Steve Anderson (OL)	1980-81	Fulmer Barlow	1949-50	Chris Bergman	1967	Chris Brinagh	1999-00	Italo "Babe" Caccia	1936-37	
Steve Anderson (DL)	1981-84	George Barnes	2005	James Bergren	2009-11	McArthur Brinson	1988	Tige Cadet	1995-97, 99	
Floyd Anderson	1933	Joe Barnes	1994-97	Derek Berrey	2011	Clint Brock	2009-11	Wayne Cagle	1971-72	
Ray Andree	1960-61	Josh Barnett	2004-07	John Berry	1980-81, 83-84	Bart Brooks	2001-02	Richard Calender	1944	
F. Whipple Andrews	1933	Craig Barr	1988-91	Keith Berry	1958-59	Bill Brooks	1944	John Cali	1964	
O. Andrus	1912	Jake Barry	1995-96	David Bertles	1979-80	Ernest Brooks	1935-36	Atari Callen	2003	
Francisco Anguiano	2005-06	Andy Barron	1970-72	Gary Bertsch	1963-64	P. Brooks	1910, 12	Mike Calley	1989	
Jim Arbuckle	1978	Dick Bartlett	1955	Brion Bethel	1992-93, 95	Tom Brooks	1989	Terrence Calloway	2004-07	
		Lee Bartlett	1952-54	David Beverly	2003-04	Bob Brown	1967			

Carlos Calvillo	1997-98	Cody Clark	2007	Jack Cronkhite	1941-42	William Diehl	1944	Woody Erickson	1940	Brett Fowler	2000-03	Emmett Gibb	1939	H	Mike Havens	2003-04	Drummond Hoggan	1933-36	
Andrew Campbell	1923, 26-27	Craig Clark	1973	Roger Cross	1961-62	Christian Diehm	2011	Jim Erley	1937-40	Jon Foyer	1933	Josh Gibbs	1991-94	Joe Haber	1987-88	Ron Havinear	1970-71	Rod Hohnhurst	1961-62, 64
Mark Campbell	1989-90	D.J. Clark	2005-08	Darren Crowe	1985, 87	Evan Dietrich-Smith	2005-08	Fred Ernst	1981-83	Tony Fragomeni	1969-71	Jeremy Gibson	2008-10	Tom Hacker	1969, 71	Scott Hawks	1991-92	Brian Holland	1992-93
Ronald Campbell	1924-25	Dave Clark	1980-82	Tron Crumley	1991	Paul Difilippo	1988	Jaxon Ernst	1994-97	Jack Francis	2010-11	Jack Giese	1942	Clayton Hadley	1931-32	Hayes	1909	Mike Holliday	1981-82
Ed Campbell	1933	Floyd Clark	1944	Carl Cullen	1987-88	Douglas Dillard	1962-63	Greg Esplin	1966-67	Noel Franklin	1927-28	A. Gifford	1912	Mickey Haggerty	1976	Cantrell Hayes	1998-01	Jim Hollifield	1970
Ray Capitanelli	1968	Jeff Clark	1992-94	Rashawn Cummings	2000	Dan Dionas	1977-78	Eldridge Estinvil	1995	Gerald Franks	1997	Elliot Giles	1995-96	Charles Hagggett	1926-28	Hays	1906	Wally Holmberg	1950-51
Mo Caraway	2001-02	Jim Clark	1971	Joe Cunningham	1990	Ron Dixon	1969, 71	DeVon Evans	1951	Jim Fransen	1959-61	Ted Gill	1969	Matt Hagler	2004-05	Josh Hays	1994-96	Holmes	1922
Scott Carlovsky	1989-90	Joe Clark	1967-69	John Curran	1953-54	Leslie Dodge	1907	Charles Ewing	1980-81	Spencer Franz	2005	Tim Gilman	1987-88	Nic Hale	2000	John Hazel	1971-73	Claude Holmes	1948-49
Cecil Carlson	1951	Mike Clark	2001	Henry Curtis	1944	W. Dodge	1912			David Frazier	1950	Christine Gines	2011	Ronald Hale	1931-34	Tom Healey	1965	Chris Holmesley	2009
Herbert Carlyle	1933-34	Braeden Clayson	2008-11	Josh Cutler	2011	Ivan Doggett	1944	F		Quinton Freeman	2002-05	Ron Gilner	1982-83	Phillip Hales	1992	Max Healey	1906	Milton "Dubby" Holt	1936-37
Tommy Carlyle	1959	Charlie Cleary	1978-80			George Douglas	1964-65	Robert Fails	1955-56	Gilbert French	1931-33	Jason Girley	2001	Boyd Hall	1958-60	Mike Heberlein	1969-71	Mike Holzer	1979
Jerry Carothers	1961-62	Gay Clenenden	1906-07	D		Brooks Douglass	1984	Willie Farleigh	1995-96	Jack Frisch	1949-50	Con Gissell	1953	Clarence Hall	1936-38	Tom Hebert	1991-93	Steve Holzer	1975-78
Richard Carrillo	1966-67	Clem Clendenin	1909, 12	Joe D'Amico	1952	Alan Dowd	1965	Derek Farr	1990-91	Ryan Frost	2003	Jim Giufre	1974	Frank Hall	1961-63	Brad Heidelberg	1989	Tom Holzer	1965
Rory Carrington	2002	Ed Clifford	1927	Jeff Daggon	1982	Sam Downs	2005-06	Blake Farris	1997	Leki Fuapau	2010-11	Bruce Givens	1988-90	Gordon Hall	1948-49	Jeremy Heinrich	2001	Keith Homan	1938
Joseph Carroll	1944	Kirk Clifford	1993-96	Ken Dahlberg	1953-54	Brock Drake	2004-05	Sy Farris	1994-97	Bill Fuger	1951-54	Carson Glover	2010	Howard Hall	1942	Brett Helmandollar	1977-79	Scott Honican	1978
Walter Carte	1935-36	Fred Clift	1932-33	Dean Damont	1940	James Drake	2003-06	Corky Federico	1984-87	Mike Fullwood	1996-97	Adam Goddard	2001-03	Mel Hall	1979-80	Kenny Helmandollar	2006	Pat Hooks	1944
Wayne Carte	1938	Micah Cloward	2006-08	Jarrold Daniels	2011	Matt Dredge	1996	Mike Fehely	1979-80	Joe Funk	1987-90	Keith Goins, Jr.	2007-08	Richard Hall	1944	Bob Helton	1963	Lester Hopkins	1934-36
Sam Carter	1993-94	John Coatta	1979	LaDerick Daniels	2001	Chris Driscoll	1996-98	Gregg Feightner	1979-80			Judd Gold	2000-01	Ryan Hall	1991-92	Anthony Henderson	2003-06	Don Horn	1983
Nick Carter	1927	M. Coffin	1909	Duffy Daugherty	1989-90	Darren Dubois	1999-00	Nick Fellis	1936	G		"Goldy" Golding	1909	Bobby Hallcy	1985-86, 88	Joe Henderson	1986-88	Jermaine Horn	2004-05
Lance Cartwright	2006-09	Lyle Cole	1956	Jeff Davenport	1998, 02-04	Paul Dudunake	1942	Pete Fellis	1932-34	Bruce Gaitor	1986	Mike Golightly	1999, 01	Dan Halt	1969-71	Neil Henderson	1958-59	Bob Hornes	1973
Con Carver	1947	Tyson Cole	1988-89	Don Davey	1942	Greg Duff	1965-66	Ralph Felstead	1923	Larry Gale	1946-48	Brian Goodell	1998-99	Bob Hammond	1952-53	Chuck Hendrix	1985-86	Jack Horton	1990-91
Butch Caston	1985-87	Ed Coleman	1996	Jon Davidson	2010-11	Dale Dunn	1937-38	Marlon Felton	1950, 53	Lem Galeai	1981-83	E. Gooding	1906	Robert Hammond	1930	Donovan Henley	2011	Zoltan Horvath	1974
Ed Cathcart	1953-54	Ryan Coleman	2011	Davidson	1906, 09	Shawn Dunn	1990	Ray Felts	1995-96	Jim Gallagher	1966-68	Darren Goodman	1990-91	Clarence Han	1953	Ryan Henry	2008-09	David Houde	1994
Ras Cattolico	1969-70	Russ Collings	1931-32	Ed Davin	1967	Jerry Dunne	1968-70	Jay Ferguson	1989-90	Pete Gallagher	1940-	Goodman	1925	Mike Hancock	1969, 71-72	Pat Henry	2000-03	Roy Houde	1906, 09, 12
Fred Caudill	1959-60	Brent Collins	1983, 86-87	Al Davis	1949-50	Tim Dunne	1969	James Ferrell	1994-97	Jerome Galloway	1980-83	Bob Goodnight	1939-41	Jim Haneke	1978	Duane Henson	1957	Gene Hough	1932
Trevor Cavanaugh	1990-91	H. Jason Collins	1998-99	Don Davis	1986-87	William Dursteller	1928, 30	Dave Ferreti	1975	Jim Galloway	1947-48	Dale Goodwin	1983	Ted Hanks	1934	J.R. Herring	1995-96	Bob Howard	1973-76
Vince Cavaglia	2003-04	Larry Combs	1961	Earl Davis	1983	Dow Dwyer	1992-93	John Figueroa	1966-67	Sony Galvan	1998-00	H.A. Gorman	1924-25	Thead Hanks	1932-33	Jeremy Hershey	2002-03	Merlin Howard	1952-53
Carlos Cavillo	1998	Leo Compton	1949-50	Pete Davis	1992	Dale Dykeman	1940-41	Ivor Filiaga	1988-89	John Ganske	1985	Brett Gorrell	1986	Hansen	1922	Scott Hersley	1991, 93	Wes Howard	2010
Chris Cawdrey	1981-84	Dustin Comstock	1993	Mike Davis	1970-72			Jeff Fillmore	1975-78	Pete Garces	1998-99	Homer Gower	1927	Brent Hansen	1972	Vern Herzog	1951-54	Wiley Howell	1939
John Cecil	1990-92	Ernest Conan	1923-25	Tanner Davis	2010-11	E		P. Laird Finlay	1919	Andy Garcia	1982	Wil Grant	1973	Bret Hansen	1985-87	Mark Hetherington	2003-04	Pat Howerton	1922-23
Adam Chadwick	2008	Ed Cornforth	1980	Cedrick Dawson	2000-01, 03	Russ Eacker	1966	DeRonn Finley	1998, 00	Javier Garcia	2000-01	Aaron Graham	1980	John Hansen	1987	Robert Hetlund	1935-36	Mike Hronek	1985
G. Chadwick	1912	Doran "Bus" Connor	1951-54	David Day	1976	Caleb Eastman	2001-03	Bob Fischer	1965	Brendon Garcia	2010-11	John Graham	1944	Ray Hansen	1973-75	Greg Hetrick	1987-88	Basim Hudeen	2010-11
Joseph Chaffee	1944	Dick Cook	1969-70	Doug Day	1960	Guy Ebanez	1988	Tom Fischer	1970-72	Owen Gardner	1962	Demetrius Grant	2009	Richard Hansen	1944	Rob Heuseveldt	1997	Kevin Hudgens	1983-84
Larry Chambers	1976-77	Leo Cook	1975	Robert Day	1942, 44	Mark EchoHawk	1990, 93, 95	Mark Fisher	1994-95	Virgil Gardner	1993	Derek Graves	2011	Todd Hansen	1984	Rafe Hewett	1998	Lemont Hudgens	1999-00
Larry Chandler	1969	Lewis Cook	1968-69	Case deBruijn	1978-81	Merle Eden	1956-58	Lamar Fite	1980-81	Rocky Garibay	1974	Tyler Graves	2011	Travis Hansen	1996-98	Silas Hibbard	1924-25	LaVern Hughes	1944
Bob Chapman	1965	Robert Cook	1957	Kenneth De Late	1928	Art Edgson	1972-73	Jamie FitzGerald	1984	Rene' Garnett	1971-73	Austin Graves	2011	Gerry Hansink	1952	Al Higson	1910, 12	Jarrett Huk	2008-09
Reggie Chapman	1979-81, 83	Don Cooper	1942	Kent Dean	1962-63	Nic Edgson	2006-09	Scott Fitzgerald	1992	Bill Garren	1999	Jerry Graybeal	1977-78	Bill Hardy	1955	Josh Hill	2009-11	Mel Hulbert	1942
Jeff Charleston	2005	Jim Corder	1997-98	John Dean	1979, 81-82	Clete Edmunson	1984-87	Dustin Fitzpatrick	2000-02	David Garrett	2000-03	Howard Green	1952-55	Ray Harding	1927	Paul Hill	1919	Rick Hulbert	1968
Dale Chatterton	1956-57	Clarence Cordon	1940, 42	Steve Dechart	1972-73	Forrest Edwards	1924-25	Joe Fix	1949-50	Sidney Garrett	1944	Heath Greenwald	1986-87	Bud Hare	1964-65	Russel Hill	2007-09	Bob Hull	1940-41
Tony Chavez	1958-59	Ken Cornist	2005-08	Charlie Dehoney	1999	Chris Edwards	2011	Dick Fleishmann	1966	Don Garrison	1951, 54-55	"Grif" Griffith	1906, 09	Steve Harkins	1990-92	Shane Hill	1993, 95-96	Russell Hult	1931
Ted Chenowith	1955-56	Chris Corp	1980-81	Jose DeJesus	1969	Bill Ehler	1942	Cecil Flint	1946-48	Byron Garritson	1946-47	George Griffith	1906-07	Curtis Harman	1987	Wayne Hill	1973-76	Miregi Huma	1996
Jim Cherry	1953-54	Byron Cosgrave	1937	Victor DeJulis	1935-36	Joe Ehler	1937	Doug Flint	1968-70	Virgil Garst	1931	John Griffith	1933	Jim Harrell	1984-85	Bob Hilliard	1946-49	Kevin Humann	1979
Jay Childers	1947	Ambrose Costa	1968-69	Josh Del Prado	1998-00	Elvin Ehler	1946-47	Johnny Flowers	1992-93	Michael Gary	1996-98	Quincy Griffin	2007	David Harrington	2010-11	Buddy Hiram	1965-67	Carl Humphrey	1963-64
Rod Childs	1980-81	Duane Cotterel	1942	Jeff Delancy	1997-98	Stan Ehler	1937-39	Don Fluegge	1996	Don Gatewood	1959-60	Shane Griggs	1996, 99-00	Carlis Harris	1968-69	Lynn Hirschi	1983	Deron Hunsberger	1984
Tremayne Childs	1995	Matt Courtney	1980-83	Anthony Delaney	1982-84	Len Eisen	1977	Dave Flynt	1968-70	Stan Gatewood	1976	Rich Grimmett	1982-84	Joe Harris	1991-92	Tyler Hjelseth	2007-08	Michael Hunt	1986, 88
Cliff Chilton	1963-64	Don Coury	1954	Dill Dellinger	1931-32	Aaron Eleazer	1989-92	Nolan Ford	1952-53	Jason Gault	1986-89	Jody Griswold	1982-84	LeRoy Harris	1966-68	Steve Hochman	1995	R. Hurdle	1912
C. Christensen	1910, 12	Don Cowell	1951	Gerald Dellinger	1935	Robert Ford	1996-97	Walt Gay	1934	Reid Gunnell	1934	Michael Harris	1950-52	Michael Harris	2003-04, 06-07	Stan Hodge	1932	Doug Hurst	2006
Eddy Christensen	1992-94	Lawrence Cowan	1919	Kip Dennis	1974-76	Craig Ellis	1969-71	Brad GeBott	1961-62	Walter Ford	1927-29	Cameron Gupton	2009-11	Rob Harris	1995	Michael Hodges	2003-04	Louie Hurst	1969-71
Percy Christensen	1951-53	Exnor Cox	2002	Gene Despard	1952-53	Jerry Emerson	1959	Merril Fore	1936-37	Wayne Gentry	1938	Gabe Gurney	2001	Scott Harris	1974-75	Bob Hodson	1954-57	Allen Hurt	1921-23
Adam Christian	1999-00	Craig Coye	1967	Derek Despot	2011	Albert Enamo	1929	David Forester	2010-11	George Gerbing	1958-59	Aaron Guttridge	1992	Vern Harris	1984-85	Boyd Hodson	1925-26	Harry Hurt	1927
Jerald Christiansen	1927	Brandon Crawford	1992, 96	Steve Detmer	1931	Chuck Forrestal	1959-61	Chuck Gerboth	1923	Al Gerboth	1923	Matt Gutierrez	2006	Nate Harrison	1999	R. Hoff	1910, 12	Steve Hurth	1993
Jim Christopher	1986-88	Craven	1922	George Di Iorio	1953, 55-56	Travis Engle	1992-93	Lloyd FORsgren	1923	Kirk Gerling	1986-89	John Guy	1984	William Harrison	1980	Tom Hofmann	1971, 73-75	Ed Huot	1968
John Christopherson	1924-25	Jason Cresto	1991-92	Dick	1912	Turill Engelman	2005-06	Lee Fortin	1957-58	Brian Getz	1994	W. Gwin	1910, 12	Hart	1910	Brent Hogan	2000		
Mike Clabby	1971-72	Josh Crittenden	2007-08	Justin Dick	1998-99	Jerry Ennis	1962	Howard Fosnate	1929	Stan Geyer	1969-71	James Gwinn	1944	Lyall Hartley	1964	Ervin Hogan	1923		
Mark Clampitt	2009-11	Kevin Crocker	1972-75	Dick Dickerson	1960	Francis Eraven	1930	Shawn Foster	2000-01	Brian Getz	1994	Charles Ghassemiah	2009-11	Charles Hauck	1928-29	Marty Hoge	1985		
Mike Clancey	1999-00	Paul Croghan	1962-63	Harry Dickson	1946-49	Ralph "Leif" Erickson	1923	William Foster	1933	Dewey Gibb	1940			Bill Harvey	1963	Merril Hoge	1983-86		

I		Blaine Jones	1959-60	Jack Kime	1934	Dale Leatham	1955-58	M	Bob McCain	1941, 46-47	Bryon Miller	1944	John Naut	1980-81	Rick Olson	1977	Tim Perreira	1971-72	
Gary Iannini	1973	Bob Jones	1941	Scott Kimmell	1978	Royce Leaville	1962	Dan MacDonald	1984	John McCalister	1991	Donald Miller	1989	Vincent Navin	1928	Roger Olson	1956-57	Burton Perrins	1929
James Ihli	1962	Branden Jones	2006-07	Gerald Kimura	1965	Chet Lee	1950-52	James Machacek	1929	Dave McCann	1986	E. Miller	1912	Ray Naworol	1972-73	Traves Olson	1991-94	Bill Perry	1963-64
Jamar Ikpi	2002-03	Frank Jones	1940-41	Jonathan King	1992	Tom Lee	1969-72	Mike Machurek	1980-81	Jim McCarthy	1972-73	John Miller	1950	Lance Nazel	1990	Mitch Oparnico	1989-91	Phil Perry	1965
Bill Ingram	1966-67	Frank Jones	1995-96	Dave Kinnunen	1979-80	Zach Lee	1996-97	Scott MacLean	1984	John McCarthy	1965-66	John Miller	1960-63	Roy Nebeker	1988-89	Ted Oparnico	1989-92	Wayne Personette	1952
Sam Inouye	1931-32	J.P. Jones	2002	Chris Kirkegaard	2008	Ray Legault	1968-69	Clifford MacKrill	1927-28	Kevin McCarthy	1997-00	Kelvin Miller	2008-11	Norman Nelson	1938-39	Shawn Oram	2004-06	Al Peters	1993
Troy Irving	1980	Jason Jones	2008-09	W. Kirkendall	1910, 12	"Polly" Lehrbas	1921-23	Robert Maddox	1944	Bob McCain	1942	Steve Miller	1973	Joe Nelthorpe	2005-07	Joe Orchard	1937	Ed Peterson	1957-58
Merle Isham	1937	Jim Jones	1969-71	Al Kirilin	1947-49	Paul Lemmon	1953	Kay Magleby	1953-54	Keelan McCaffery	2011	Ray Millward	1968-70	Shawn Nessen	1983, 87	Kort Orr	1978-79, 81	Ken Peterson	1954-55, 57
		Jim Jones	1975	Spencer Klevenow	1938-39	Eric Lenoci	1994-96	Lowell Magleby	1952	Paul McCormick	1964-65	Edward Milton	1944	Lee Neumann	1978-79, 81	George Ortiz	2008-09	Lloyd Peterson	1927-28
J		Lamont Jones	1950-52	Aaron Klovas	2006-08	Art Lepore	1948-49	Kaili McCray	1967	Paul McCormick	1964-65	Andy Minda	1960	Dale Neussen	1978	Bob Otto	1981-82, 84	Paul Peterson	1982-83
Mike Jablonsky	2007-08	Mike Jones	2000-02	Clint Knickrehm	2006-09	Bob Leute	1931-32	Bill Maher	1984	Tony McCright	1975-76	Bruce Minnett	2005	Don Neves	1964-65	John Oud	1930	Sam Peterson	1923-25
James Jackson	1969, 71	Ross Jones`	1907, 12	Dave Knight	1978	George Levave	2000-01	Ted Maheras	1946	Dan McCullough	1972	Eugene Mirador	1999-02	Ray Newman	1949	Tim Overton	1998-99	Raymond Peterson	1907, 12
Kevin Jackson	1980	Sylvester Jones	1989-92	Ted Knotter	1968-69	Jesse Levin	1999	Jerry Mahoney	1960-61	G. McCullum	1910, 12	Trevor Misipeka	1997-99	Preston Nichols	1977	Adam Owens	1986-89	Joe Petrone	1968
Marcus Jackson	1993-96	Todd Jones	1986-89	Leo Levine	1984-86	Troy Knuckles	1925	Mike Mahoney	1978	Cody McCoy	2010	Dan Miskol	1985, 87	Dan Nicholson	1984	Amir Owens	2006-09	Kevin Pettit	1986-88
Barney Jacobs	1974, 76-77	Craig Joseph	1994-96, 98	Brent Koetter	1981-84	Ahmad Lewis	1994-95	William Mahoney	1938	James McDermott	1934	Herman Mitchell	1990-91	Ralph Nield	1941-42	Burt Owens	1958, 61	Lyle Petty	1957-59
Erik Jacobsen	2009-11	Scott Jossis	2006	Dirk Koetter	1977, 79-81	Jack Lewis	1979-80	Charlie Maiava	1956-57	Terence McDermott	1985-86	Isaac Mitchell	2000-03	A. Nielsen	1910, 12	Jed Owens	1939-40	Erich Pew	2011
Al Jacobson	1963-65	Sean Judd	2000-01	Jim Koetter	1958-59	Marlo Lewis	1936-38	Jeff Main	1999-00	Glae McDonald	1947	Louie Mitchell	1973-74	Jim Nielsen	1981-82, 84			Rogey Pflug	1984
James Jacquith	1924-25	Mike Julian	1976	Joe Koga	1991	Marvin Lewis	1978-80	Eric Major	1998-99	Wayne McEachern	1955, 57	Paul Mitchell	1956, 59	Nip Nielsen	1940, 48-49			Dave Phelps	1975-77
Charles James	2001	Joel Jund	1988-91	Rick Kolsen	1980, 83	Leo Levine	1923-24	Kimo Makaula	2011	Eddie McGill	1977, 79	Randy Mitchell	1973-76	R. Nielson	1906, 12	Pace	1922	Rustin Phillips	2009
Ernie James	2001-04	Joe Juscen	1975-76	George Kom	1956-57	Mahe Liava'a	1991-92	Lumir Makousky	1935	Keith McGowan	2009	Joe Molale	1969-71	Matt Nighswonger	1999-00	Bob Paoli	1967	Ryan Phipps	2006-08
Joel Janke	2006-07	Robert Justin	1987-88	Ray Konczos	1958-59	Rick Lindblad	1978	Edgar Malapeai	1969-71	Joe McGrath	1967-69	Toben Molica	1987-88, 90-91	Kennedy Nkeyasen	1994-95, 97-98	Jake Palas	1969-71	Charlie Pickett	1953
Wayne Jansen	1951			Troy Koopman	1989-90	Doug Linde	1962	Burdette Mallack	1960	Jim McHaley	1932	Pete Molino	1989-92	Herman Noblisse	1960	James Pale'	1994	Milt Pickford	1965-66
Dennis Janssen	1973	K		John Kopta	1958-59	Chuck Lingle	1974	Matt Maloney	1986-88	Trevor McKenna	1998	Jordan Monga	2010-11	Ken Noel	1979-81	Cliff Palfreyman	1939	W. Pierce	1912
Matt Jeffries	1986	Jeff Kaiser	1980, 82-84	Brad Kragthorpe	2011	A. Liston	1907	Bruce Malson	1965-66	Harry McIntosh	1944	Ethan Monroe	2009-11	Rick Noel	1974-75	DeLane Pankratz	1957-58	William Pincock	1944
Jack Jelke	1950	John Kalivas	1979	Ken Krahn	1969-71	Brian Livesay	2006-07	Steve Mandlekow	1969-70	Jerry McIntyre	1973-75	Ken Monroe	1972-73	Jim Nolan	1961-62	William Pankratz	1966	Anta'juan Pinkney	1996
Bill Jencks	1961-62	Mike Kane	1962-63	Roland Kramer	1939-40	Mike Lloyd	1969	Ron Manu	1983-86	Leo McKrola	1933-34	Dan Montelongo	1971-72	Aaron Norby	1992-93, 95	Don Pappenberg	1959-60	Chase Place	2011
Harold Jenkins	1927	Steve Kapaun	1974-75	Steve Krause	1994-95	Telly Lockette	1993, 95-97	Tony Manu	1986-89	Tim McLaughlin	1960	Tim Montes	1965-66	Craig Norby	1973-76	Jay Paris	1947-49	Genio Plastino	1930
Scott Jenner	1976	Mark Kastilahn	1973	Ray Krein	1947	William Lockey	1938-39	Chuck Maraldo	1957, 60	Port McMurray	1942	Ed Mooney	1935	Ed Norby	1919	Dean Parker	1931-32	Phil Pleasant	2009-11
Andy Jensen	1997-98	Chad Kay	1993-94	Ted Krein	1948-49	Bill Loehr	1960-62	Kent Marboe	1981-83	Steve McMurren	1975	Mike Moore	1966	Barton Nordling	1936	Jim Parker	1949-50	Tony Plott	1984
David Jensen	1927-29	Jack Keane	1919-20, 23, 25	Walt Krein	1940-41	Clyde Logan	2006-07	Rick Marchand	1959	Donell McNeal	1998-01	Rick Moore	1973-76	Howard Norley	1931	Dean Parker	1933	Colin Poe	2005
Peter Jensen	1929	Pat Keating	1987-88	Kelvin Krosch	2008-11	Edsel Logan	2007-08	Scott Marchand	1979	Daniel McNealy	2010-11	Tavoy Moore	2010-11	Brandon Norton	2010	Ken Parks	1973-76	Robert Poleki	2000-03
Wayne Jensen	1996	Eugene Keliikuli	1964	Kris Krosch	2002-04	Jack Logan	1951, 54	Gino Mariani	1985-87	Kyle McQuown	2003-04	Joe Moreino	1973, 75-77	Andy Norrell	1993	Keith Parry	1988-91	Jesse Ponce	1976-77
Ray Jergensen	1939	Mike Keliikuli	1963	Karl Kuhau-Liftee	2001-04	Lee Long	2000-03	Dick Mariotto	1965-67	Tom McVey	1949-50	Jerry Morgan	1954	Travis Nua	2009	Glenn Parsons	1933-35	JD Ponciano	2007-09
Tom Jewell	1959-60	Anthony Kelley	1980	Steve Kuharski	1964	Don Loosli	1933-34	Otis Marler	1925	Jason Meador	1997-00	Skylar Morgan	2009	Richard Nykorak	1966, 68	John Pastos	1953	Earl Pond	1941, 47-48
Tom Jewell, Jr.	1984, 86	George Kelley	1987-90			Daniel Lopez	1928	Mike Marks	1986-89	Jim Meeks	1959	John Patierno	1996	Ash Nyong-Dunham	2006	John Patierno	1993	Nic Poppleton	2002
Jarmaine Johns	1994-96	Don Kelly	1972	L		Gil Lopez	1957	Robert Marsh	1931	Greg Melendez	2010-11	Hollow Morris	1938			Dan Patricelli	1977	Frank Porter	1906-07
Adam Johnson	1993	Elvin Kelly	1929-30	Akilah Lacey	2003-06	John Lortz	1958	Charles Martin	1944	Wilfred Mehlhoff	1932	Richard Morris	1946	O		John Patterson	1998-99	Keith Porter	1981
Alfred Johnson	1926	James Kelly	1926	Chris Lacy	1983-84	Jim Lovat	1964	Devin Martin	1999	Louie Mello	1960-61	Kyle Morris	2011	Chad O'Donnell	2009-10	George Pattis	1942	Robert Pospishil	1950-51
Bud Johnson	1963-64	Mark Kelly	1944	Ralph Lacy	1933	Mike Love	1996-98	Luc Martin	2005-07	Anthony Melvin	2004-07	Rob Morton	1981	Shawn O'Hearn	1992	Bob Patton	1941	Keith Poulton	1942
Eddie Johnson	2001-02	Wally Kelly	1975-76	Marcell Lagrone	2004	Karl Loew	1944	Boyd Martindale	1951-52	Brandon Mennear	2003-06	Sean Mottishaw	1990-91, 93	Brooks O'Kelley	1951	Kevin Patton	1995-96	George Powell	1926-27
Eric Johnson	1995-96	Mark Kelsch	1997-98	Alex Laigo	1965-67	Scott Lowe	1989-90	Lance Massey	1977-78	Sterling Mennear	2001, 05-07	Jeremy Mowe	2002-03	Bob O'Meara	1963-64	Kevin Paugh	1997	Nat Powell	1980
George Johnson	1929-30	Kevin Kempf	1993	Bob Laing	1978	Waynard Lowe	1937	Greg Mathis	1972	DeLoy Meppen	1960	Mike Moyer	1984-86	Ken O'Neal	1982-83	Paul	1922	John Powers	1922, 25
George Johnson	1949	Matt Kendon	1973	Jim Lane	1980-82	Ben Matsey	1906-07	Bob Merritt	1977-80	Steve Merritt	1971-72	Evan Mozzochi	2009	Poll Oakley	1949	Dave Paul	1969-71	Don Prandon	1935
Ike Johnson	1994	Brown Kennedy	1919	Greg Langford	1977-78	Ken Lowry	1988-89	Chris Matthews	1985	Trevor Messersmith	2007-08	Bob Mulica	1935	Jerry Oates	1984-87	Gordon Paxman	1947	George Pratt	1928
Jaret Johnson	2004-05	Felton Kennedy	1959	Jeff Lanthorn	1979	Thomas Lucas	1925	Frank Matthews	1937-38	Tim Messuri	1982-84	Mike Munger	1969-71	Rick Ocky	1988, 91	Reed Payne	1989-91	Byron Price	1993
John Johnson	1962	Henry Kennedy	1919	George Lanyer	1935	Ron Lueker	1975, 77	LeRoy Matthews	1965, 67	Bryce Metcalf	2005-07	Dave Muniz	1965-67	Dean Oder	1919	David Peacock	1999	Gordon Price	1936
John Johnson	1983	Rom Kennedy	1919	Ben Laporta	2009	Joe Mattie	1973-75	Bob Mayer	1971-73	Marvin Metoyer	1989-90	Rod Murphy	1992-93	Bob Odom	1966-67	John Pearce	1993	Phil Price	1971
Michael Johnson	1976-79	Larry Kent	1953-55	Rick Larsen	1978	Woodrow Lundberg	1937-39	Dean Mattison	1957, 59	David Michaeli	1987-88	Dustin Murray	2005	Shedrack Okoebor	2002-05	Gerald Pearson	1946-47	Todd Price	1983-84
Milt Johnson	1969	Rolfe Kerfoot	1936-37	Perry Larson	1982-84	Barry Lutterman	1987-90	Alika Mausia	1990	Jason Miksza	1976	Steve Mutsaers	1993-94	Mike Oliver	1975-76	John Pearson	1944	Aaron Prier	2011
Robert Johnson	1992-93	Larry Kerychuk	1967-68	Jake LaRue	1946-49	Jim Lynch	1961-62	Leon Maycock	1994-97	Scott Milbourn	2008	Tyler Myers	2011	John Olivia	1981-82	Tad Pearson	1984	Ed Pritchett	2011
Terrell Johnson	1989-90	Owen Kerr	1907, 12	Bill Lasley	1982, 85-86	Roger Lynch	1944	Harold Mayer	1941	Dan Milender	1986-88			Bryce Olsen	2007	Bill Pederson	1963-64	Matt Proffitt	2000-03
Seth Johnson	2011	Kessinger	1909	Joey Lawrence	1981-82	Be Lytle	1986	Randy Mayfield	1989-90	Stan Millard	1967-68	N		John Olsen	1972-73	Jake Pele	2010-11	Steve Proniewych	1970
Terry Johnston	1962-63	Pete Ketchum	1979-80	Shaun Lawson	1992-95			John Manyard	1932	Steve Millard	1966-68	Hale Napper	1928	Marshall Olsen	1907, 12	Red Pennoyer	1932	Tom Prudhomme	1991-94
Walter Johnson	1983-84	Michael Key	1991	Richard Lazzarini	1944			Sam Maynard	1946-48	Miller	1909	Jarrid Nash	2009-10	Nick Olsen	1983-86	John Peoples	1991-92	Daniel Pryor	2002
Wayne Johnson	1928	Sale' Key	2001-04	Joe Leach	1972-73			Dick McAdams	1957	Art Miller	1953-54	Mike Nash	1968	Albert Olson	1938	G. Perhaus	1922	Ron Pugmire	1956-58
Mike Johnston	1968	Kim Kildew	1975-76	John Leary	1986-87, 89			Robert McBride	1995-98	August Miller	1923, 26	Randy Nate	1992-93	Camron Olson	2000	Dave Perkins	1958-59	Fred Pynes	1958-59

Opponent Series History



Adams State (3-0)
2-0 Home, 1-0 Away

1994	H	9/3	W	54-0
1958	H	10/11	W	26-0
1957	A	11/16	W	42-12

Air Force (1-0)
1-0 Away

1956	A	11/17	W	13-7
------	---	-------	---	------

Arizona State (0-1)
1-0 Away

2009	A	9/5	L	50-3
------	---	-----	---	------



Boise State (6-24)
4-10 Home, 2-14 Away

2008	A	8/30	L	7-49
2003	A	9/6	L	0-62
1995	A	10/21	L	17-27
1994	H	10/15	W	32-31
1993	A	10/23	L	27-34
1992	H	9/12	W	24-20
1991	A	11/2	L	16-38
1990	H	10/27	L	16-44
1989	A	10/7	L	7-20
1988	H	11/5	L	10-31
1987	A	10/24	W	35-32
1986	H	9/27	W	25-6
1985	A	11/2	L	15-29
1984	H	10/6	L	(HC) 23-26
1983	A	11/5	L	20-32
1982	H	11/20	L	24-27
1981	A	9/19	W	21-10
1980	H	11/22	L	13-22
1979	A	10/20	L	0-44
1978	H	10/28	L	14-16

1977	A	11/5	L	7-31
1976	H	11/13	L	0-37
1975	H	11/15	L	17-20
1974	A	10/12	L	3-61
1973	H	11/11	L	17-21
1972	A	11/11	L	28-31
1971	H	11/13	W	21-17
1970	H	10/31	L	3-24
1969	A	11/15	L	27-35
1968	A	11/2	L	20-27

Brigham Young (0-4)
0-2 Home, 0-2 Away

2011	A	10/22	L	56-3
1951	A	9/14	L	27-7
1950	H	9/16	L	14-13
1932	H		L	32-0



Cal State Fullerton (1-2)
1-1 Home, 0-1 Away

1986	A	9/13	L	25-35
1983	H	10/29	W	43-10
1979	H	11/17	L	7-42

Cal State Northridge (3-4)
2-2 Home, 1-2 Away

2000	A	9/30	W	(OT) 31-30
1999	A	10/2	L	27-41
1998	H	11/21	W	32-29
1997	A	11/8	L	22-31
1996	H	11/9	L	40-42
1995	H	9/16	W	52-0
1988	H	9/24	L	23-34

Cal State Hayward (1-0)
1-0 Home

1973	H	9/15	W	21-7
------	---	------	---	------

Cal State Los Angeles (1-0)
1-0 Home

1971	H	9/25	W	19-6
------	---	------	---	------

Cal Poly (6-11)
3-5 Home, 3-6 Away

2008	A	11/1	L	10-49
2006	H	10/27	L	28-48
2005	A	11/19	L	10-35
2004	H	9/11	L	20-35
2003	A	11/15	W	(Rain) 38-31
2002	H	11/16	W	24-14
1996	H	9/7	W	(OT) 35-32
1995	A	9/9	W	28-22
1983	A	10/22	L	37-44
1982	H	9/25	L	13-15
1976	H	9/18	L	17-29
1975	A	11/8	L	14-65
1974	H	11/16	W	12-7
1973	A	9/22	L	10-20
1964	A	11/21	W	20-0
1938	A		L	0-21
1937	H	11/25	L	(Thurs.) 7-13

Central Washington (1-1)
1-0 Home

1992	H	10/3	W	38-26
2009	H	9/26	L	22-33

Chadron State (2-0)
1-0 Home, 1-0 Away

1993	H	9/4	W	52-3
1949	A		W	20-2

Chico State (2-0)
2-0 Home

1986	H	9/6	W	43-17
1984	H	9/15	W	47-23

Colorado College (11-2-1)
6-1 Home, 5-1-1 Away

1960	H	10/22	W	(HC) 77-8
1959	A	10/24	W	14-8
1958	H	10/25	L	(HC) 7-8

1957	A	10/26	W	34-7
1956	H	10/27	W	32-0
1955	H	9/24	W	27-0
1954	A	9/25	W	28-6
1953	H	10/3	W	27-20
1952	A	10/4	W	17-6
1951	H	10/13	W	(HC) 20-12
1950	A	11/11	W	20-7
1949	H		W	28-6
1948	A		T	13-13
1942	A		L	7-21

Colorado Mines (11-3-1)
5-1-1 Home, 6-2 Away

1962	A	9/22	W	30-0
1961	H	9/30	W	50-6
1960	A	10/29	L	0-7
1958	A	10/31	L	(Fri.) 14-23
1957	H	11/2	W	34-7
1956	A	11/3	W	27-6
1955	H	11/5	W	28-13
1954	A	11/6	W	21-14
1953	H	10/10	W	(HC) 33-20
1952	A	10/25	W	21-13
1951	H	9/22	L	(Sun.) 12-14
1950	A	9/23	W	19-7
1949	H		T	27-27
1948	A		W	13-12
1947	H		W	25-0

Drake (4-3)
2-1 Home, 2-2 Away

1982	A	9/11	W	41-21
1972	H	11/18	W	24-21
1970	A	9/12	L	10-39
1969	H	11/22	L	30-58
1963	A	11/2	L	12-15
1962	H	11/3	W	33-14
1961	A	10/21	W	12-11

Eastern Kentucky (1-0)
1-0 Neutral

1981	H	12/19	W	34-23
------	---	-------	---	-------

Eastern Michigan (1-1)
0-1 Home, 1-0 Away

1972	A	10/7	W	21-14
1971	H	10/2	L	22-23

Eastern Montana (1-0)
1-0 Home

1977	H	9/24	W	47-15
------	---	------	---	-------

Eastern Oregon (1-0)
1-0 Home

1999	H	9/4	W	54-28
------	---	-----	---	-------

Eastern Washington (9-25)
5-15 Home, 4-10 Away

2011	H	11/19	L	45-14
2010	A	11/20	L	7-34
2009	H	9/19	L	(HC) 3-38
2008	A	9/27	L	31-45
2007	H	9/22	L	7-34
2006	A	11/11	L	6-40
2005	H	9/24	W	(HC) 34-30
2004	A	9/25	L	22-47
2003	H	10/4	W	(2 OT) 55-52
2002	A	10/5	W	21-14
2001	H	11/24	L	45-48
2000	A	9/16	L	7-38
1999	A	10/16	L	38-45
1998	H	10/17	L	(HC) 13-44
1997	A	10/25	L	7-51
1996	H	10/26	L	(HC) 17-31
1995	A	10/7	W	14-7
1994	H	10/22	W	(HC) 21-16
1993	A	10/30	L	7-38
1992	H	10/31	L	(HC) 3-37
1991	A	11/9	W	43-36
1990	H	11/3	L	(OT) 26-33
1989	A	10/14	L	26-45
1988	H	10/29	L	(HC) 3-35
1987	A	9/19	L	14-44
1986	H	10/11	L	(HC) 7-34
1985	H	11/23	L	21-42
1984	H	10/27	L	23-41
1983	A	9/17	W	20-13
1981	H	9/12	W	34-10
1958	H	9/20	W	30-7
1953	H	9/19	L	6-14
1947	H		L	(HC) 0-13

Fort Lewis (2-0)
2-0 Home

1999	H		W	42-3
2006	H		W	48-12

Fresno State (2-1)
1-0 Home, 1-1 Away

1977	A		L	7-28
1968	A		W	38-23
1964	H		W	20-12

Georgia (0-1)
0-0 Home, 0-1 Away

2010	A		L	11/06 7-55
------	---	--	---	------------

Hastings (1-0)
1-0 Home

1957	H		W	22-0
------	---	--	---	------



Hawai'i (0-3)
0-1 Home, 0-2 Away

1967	A		L	6-21
1959	H		L	8-14
1958	A		L	19-40

Idaho (11-28)
6-13 Home, 5-14 Away, 0-1 Neutral

2008	A	9/6	L	27-42
2006	A	9/16	L	24-27
1998	A	10/3	L	3-52
1997	H	9/13	L	0-43
1995	H	9/30	W	26-21
1994	A	10/1	L	21-70
1993	H	10/9	L	(HC) 27-56
1992	A	10/10	L	18-49
1991	H	10/19	L	21-46
1990	A	10/13	L	20-41
1989	H	11/4	L	31-47
1988	A	11/12	L	7-41
1987	H	10/3	W	30-21
1986	A	10/4	L	26-38
1985	H	10/26	W	38-37
1984	A	11/10	L	42-45
1983	H	9/24	W	41-31
1982	H	11/6	L	17-20
1981	A	10/31	W	24-14
1980	A	11/8	W	28-21
1979	H	10/6	L	(HC) 23-28
1978	A	11/11	No Contest	
1977	A	10/8	W	34-14
1976	H	10/30	L	3-6
1975	A	9/27	W	29-15
1974	H	10/5	L	9-28
1973	A	11/17	L	0-43
1972	H	10/21	W	35-7
1971	A	10/9	L	3-40
1970	H	10/3	W	35-14
1969	A	9/27	W	47-42
1968	H	9/28	L	(HC) 15-35
1967	N	9/30	L	(in Boise) 6-16

1966	H	10/8	L	20-27	1993	A	9/18	L	16-28	1994	A	10/8	W	38-20	1936	H	11/11	L	(Mon.) 19-32	Nevada (11-18)	1966	A	9/24	L	0-41
1965	A	11/13	L	7-15	1992	H	11/21	L	14-21	1993	H	10/16	L	24-25	1935	H	11/11	T	(Wed.) (HC) 7-7	7-7 Home, 4-11 Away	1965	H	11/6	L	0-27
1963	H	11/16	L	0-14	1991	A	9/28	L	13-24	1992	A	10/17	L	7-14	1933	H		W	(HC) 13-6		1991	A	10/12	L	20-41
1962	A	9/29	L	6-9	1990	H	11/17	L	23-42	1991	H	10/26	L	7-16	1932	A		T	0-0		1990	H	10/6	L	(HC) 10-17
1929	H	11/28	L	(Thurs.)(HC) 7-14	1989	A	11/11	L	21-35	1990	A	10/20	W	23-19	1923	H		L	0-41		1989	A	9/23	L	10-39
1916	H		L	0-32	1988	H	9/17	L	7-34	1989	H	9/30	W	(HC) 23-21							1988	H	11/19	L	13-50
*game forfeited					1987	A	11/7	L	0-63	1988	A	10/1	L	37-45							1987	A	10/31	L	19-40
					1986	H	11/15	L	13-57	1987	H	11/14	W	52-33	Montana St.-Northern (1-0)						1986	H	11/1	L	14-44
Kansas State (0-1)					1986	A	10/18	L	31-38	1986	H	9/20	L	27-50	1-0 Home, 0-0 Away						1985	A	11/9	L	14-42
0-1 Away					1985	A	10/12	L	29-35	1985	H	10/19	W	(HC) 50-9	2001	H	9/29	W	55-0		1984	H	11/17	L	27-29
1991	A	9/14	L	7-41	1984	H	9/22	W	43-3	1984	A	9/29	W	22-6							1983	A	11/23	L	16-37
					1983	A	11/19	W	31-17	1983	H	10/8	W	(HC) 26-3	Montana Tech (9-4)						1982	H	11/13	L	14-24
Kentucky (0-1)					1982	H	10/23	W	(HC) 28-14	1982	A	10/2	L	(3 OT) 27-30	(1923-37 listed as Montana Mines)						1981	H	9/26	W	23-7
0-1 Away					1981	A	10/17	L	21-24	1981	H	11/7	W	31-3	8-1 Home, 1-3 Away						1980	A	11/1	W	30-26
2005	A	9/10	L	29-41	1980	H	10/18	W	(HC) 17-0	1980	A	10/11	L	7-21	2001	H	9/8	W	40-7		1979	A	9/8	L	6-24
					1979	A	10/13	L	24-28	1979	H	9/22	L	14-31	2000	H	9/9	W	58-7		1978	H	11/8	L	0-37
Lewis & Clark (1-1)					1978	H	10/21	L	(HC) 7-28	1978	A	10/14	L	12-23	1937	H	10/30	W	39-6		1977	A	9/17	L	0-35
0-1 Home, 1-0 Away					1977	A	10/22	L	15-17	1977	H	10/15	L	(HC) 0-31	1936	A	10/31	L	(Snow) 0-6		1976	H	9/25	W	27-22
1952	A	11/8	W	21-18	1976	A	11/6	L	17-21	1976	A	10/16	L	7-28	1935	H	11/2	W	(Snow) 60-0		1975	A	11/1	W	28-3
1951	H	11/10	L	2-40	1975	A	10/11	W	10-7	1975	H	10/18	L	(HC) 7-19	1933	H		W	33-13		1974	H	9/21	W	13-7
					1974	H	11/9	W	25-22	1974	A	10/19	L	0-14	1932	A		W	17-7		1973	A	9/29	L	14-38
Mesa State (4-0)					1973	A	10/13	L	14-19	1973	H	10/6	L	21-43	1931	H		L	7-14		1972	H	10/30	W	27-0
4-0 Home					1972	H	10/14	W	(HC) 14-7	1972	A	9/8	L	7-42	1930	A		L	24-32		1971	H	10/19	W	31-0
1993	H	10/2	W	59-10	1971	A	10/16	L	35-45	1971	A	10/28	W	20-16	1929	H	10/19	W	31-0		1928	H	11/11	W	(Sun.) 22-0
1992	H	9/5	W	52-17	1970	H	10/17	L	(HC) 34-35	1970	H	10/23	W	(HC) 38-36	1928	H	11/11	W	(Sun.) 22-0		1925	A	10/28	L	6-7
1991	H	9/7	W	38-7	1969	A	10/18	L	36-46	1970	A	10/10	W	24-21	1923	H	10/28	L	7-6		1923	H	9/28	W	40-6
1990	H	11/10	W	30-27	1968	H	10/19	W	23-13	1969	H	10/11	W	(HC) 20-7							1956	H	9/22	W	20-6
					1967	A	10/21	L	0-20	1968	A	10/12	L	14-31	Montana-Western (10-0)						1953	A	11/14	W	34-13
Minnesota-Duluth (1-0)					1966	H	10/22	W	(HC) 17-14	1967	H	10/14	L	(HC) 7-24	(1928-31 listed as Montana Normal)						1952	H	10/18	W	33-13
1-0 Home					1965	A	10/2	L	0-16	1966	A	10/15	L	0-49	8-0 Home, 2-0 Away						1940	A		L	0-62
1994	H	11/19	W	29-24	1964	H	11/7	W	14-7	1965	H	10/16	W	(HC) 14-0							1936	A	10/2	L	(Fri.) 12-21
					1963	A	10/12	W	14-13	1964	A	10/24	L	0-20											
Mississippi (0-1)					1962	H	10/27	L	(HC) 15-22	1963	H	10/26	W	(HC) 19-15							Nevada-Las Vegas (2-5)				
0-1 Away					1936	A	10/9	L	(Fri.)13-45	1962	A	10/13	L	14-30							2-0 Home, 0-5 Away				
1996	A	8/31	L	14-38	1922	A		L	12-15	1961	H	10/28	W	(HC) 14-12							2006	A	9/2	L	10-54
					1921	A		L	0-25	1960	A	10/15	L	9-14							1984	A	10/13	L	20-33*
Montana (13-41)										1959	H	10/17	W	(HC) 6-0							1976	A	10/2	L	17-31
10-14 Home, 3-27 Away					Montana State (30-44-3)					1958	A	10/18	L	6-17							1975	H	9/20	W	15-7
2011	H	10/8	L	33-0	21-17-2 Home, 9-27-1 Away					1957	H	10/19	W	(HC) 26-13							1974	A	11/23	L	7-31
2010	A	10/09	L	47-28	2011	A	10/29	L	54-13	1956	A	10/20	L	6-26							1970	H	9/26	W	64-34
2009	H	11/7	L	10-12	2010	H	10/30	L	23-20 (OT)	1955	A	10/29	W	20-0							1969	A	11/8	L	31-35
2008	A	11/15	L	10-29	2009	A	10/31	L	10-41	1955	H	10/1	W	28-14											
2007	H	11/10	L	14-27	2008	H	10/4	L	21-33	1954	H	10/30	L	20-39											
2006	A	10/28	L	10-23	2007	A	9/29	L	20-40	1954	A	10/2	L	13-22											
2005	H	10/8	L	10-32	2006	H	10/21	L	35-42	1953	A	10/31	W	13-0							New Mexico (0-3)				
2004	A	10/9	L	22-24	2005	A	10/1	L	28-30	1952	H	11/1	W	35-12							0-3 Away				
2003	H	10/18	W	(2 OT) (HC) 43-40	2004	H	10/2	L	13-17	1951	A	10/6	W	19-6							1998	A	9/5	L	9-38
2002	A	9/21	L	9-13	2003	A	10/11	W	23-17	1950	H	11/4	W	39-13							1993	A	11/6	L	13-39
2001	H	11/3	L	28-32	2002	H	10/12	W	(HC) 18-14	1949	A		L	14-19							1967	A	9/16	L	3-21
2000	A	11/4	L	21-38	2001	A	11/10	L	13-52	1948	H		W	20-14											
1999	H	10/30	L	23-73	2000	H	11/11	W	58-14	1947	A		L	12-34							North Dakota St. (0-1)				
1998	A	10/31	L	13-40	1999	H	11/13	W	29-13	1941	H		T	(HC) 13-13							0-1 Home				
1997	H	10/11	L	(HC) 0-48	1998	A	11/14	L	35-66	1940	H		L	7-15							1964	H	11/14	L	21-28
1996	A	10/12	L	19-43	1997	H	9/27	L	13-14	1939	A		L	6-10							1963	A	10/5	W	13-2
1995	A	11/4	L	21-35	1996	A	10/12	L	13-17	1938	H		W	(HC) 16-0							1962	H	10/6	L	26-35
1994	H	11/12	W	28-23	1995	H	10/14	L	(HC) 14-18	1937	A	10/16	L	7-25							1961	A	10/14	W	27-0
																					1960	H	9/24	W	30-16
																					1959	A	9/19	L	7-16

1954 H 11/11 W (Thurs.) 46-7
 1951 H 10/27 W 34-20
 *forfeited to ISU

Northern Colorado (20-8)
(Was Colorado State 1939-1961)
10-3 Home, 10-4 Away

2011 H 9/17 W 50-20
 2010 A 9/18 L 35-21
 2009 H 10/17 L 7-30
 2008 A 10/11 L 9-29
 2007 H 10/6 W (HC) 26-14
 2006 A 10/7 W 41-13
 2004 A 9/18 W (2 OT) 49-42
 2003 H 9/13 W 42-33
 1989 A 9/9 W 17-19*
 1985 H 9/7 W 44-17
 1979 H 9/15 L 0-23
 1978 A 10/7 W 9-7
 1961 A 10/14 L 22-27
 1960 H 11/5 W 14-7
 1959 A 11/7 W 32-13
 1958 H 11/8 W 14-6
 1957 A 11/9 W 7-6
 1956 H 11/10 W 20-7
 1955 A 10/7 W (Fri.) 19-0
 1954 H 10/9 W (HC) 28-13
 1953 A 10/16 W (Fri.) 10-7
 1952 H 10/11 W (HC) 46-16
 1951 A 10/19 W (Fri.) 12-6
 1950 H 10/28 L (HC) 18-20
 1949 A W 41-6
 1948 H W (HC) 28-6
 1940 A L 7-21
 1939 H L 0-13
 *forfeited to ISU



Northern Iowa (0-2)
0-1 Home, 0-1 Away

1992 A 9/19 L 11-49
 1990 H 9/22 L 10-44

Oklahoma (0-1)
1-0 Away

2009 A 9/12 L (Rain) 0-64

Oregon (0-1)

0-1 Away
 1988 A 10/15 L 7-52

Oregon State (0-1)

0-1 Away
 2007 A 9/15 L 10-61

Pepperdine (0-1)

0-1 Home
 1955 H 9/17 W 9-0

Portland State (23-13-1)

14-5-1 Home, 9-8 Away
 2011 H 10/1 L 42-35
 2010 A 10/02 L 38-3
 2009 H 11/14 W 41-34
 2008 A 10/25 L 13-36
 2007 H 10/20 W 38-20
 2006 A 10/14 L 13-34
 2005 H 11/5 W 36-34
 2004 A 11/6 L 21-42
 2003 H 11/1 W 30-20
 2002 A 11/2 L 24-27
 2001 H 10/13 W (HC) 23-17
 2000 A 10/14 L 24-59
 1999 H 9/25 L 13-52
 1998 A 9/26 W 43-41
 1997 H 11/15 W 26-24
 1996 A 11/16 W 31-12
 1994 H 10/29 L 21-38
 1993 A 9/11 L 7-21
 1987 H 10/10 T (HC) 24-24
 1985 A 9/14 W 23-10
 1982 H 9/18 W 38-14
 1981 A 10/10 W 28-9
 1980 H 9/27 W 59-33
 1979 A 11/10 L 14-44
 1978 H 9/23 W 27-13
 1977 A 10/1 L 0-47
 1976 H 10/9 L (HC) 14-26
 1974 H 11/2 W (HC) 24-16
 1973 A 11/3 W 21-13
 1972 H 9/30 W 51-6
 1971 A 11/6 W 37-0
 1970 H 11/7 W 37-6
 1969 A 11/1 W 46-23
 1968 H 9/14 W 52-30
 1967 A 11/23 W (Thurs.) 22-21
 1966 A 11/24 W (Thurs.) 12-7
 1965 H 10/30 W 27-7

Rhode Island (1-0)

1-0 Home
 1981 H 12/5 W 51-0

Sacramento State (6-10)

5-3 Home, 1-7 Away
 2011 A 11/12 L 24-9
 2010 H 11/13 L 17-45
 2009 A 10/10 L 17-38
 2008 H 11/22 W (OT) 36-33
 2007 A 11/17 L 30-41
 2006 H 11/4 L 14-22
 2005 A 10/22 W 27-17
 2004 H 10/23 W (HC) 29-24
 2003 A 9/27 L 21-47
 2002 H 9/28 W 32-24
 2001 A 9/22 L 27-33
 2000 H 9/23 W 41-39
 1999 A 11/6 L 20-41
 1998 H 11/7 L 13-36
 1997 A 10/4 L 19-23
 1996 H 10/5 W 44-8

San Diego (0-1)

0-1 Away
 1958 A 11/23 L (Sun.) 0-24

San Diego State (0-1)

0-1 Away
 2004 A 9/4 L 21-38

South Carolina St. (1-0)

1-0 Home
 1981 H 12/12 W 41-12

South Dakota (1-1)

0-1 Home, 1-0 Away
 1972 H 9/16 L 7-35
 1971 A 9/18 W 10-6

South Dakota St. (0-2)

0-1 Home, 0-1 Away
 1968 A 11/9 L 22-41
 1967 H 9/23 L 22-24

Southern Oregon (1-0)

1-0 Home
 2007 H 9/8 W 37-11

Southern Utah (9-4-1)

8-2 Home, 1-2-1 Away
 2005 H 9/1 W (Thurs.) 38-13
 2004 A 11/20 L 31-45
 2003 H 11/22 W 36-17
 2002 A 11/23 W 42-17
 2001 H 11/17 W 30-23

2000 H 10/21 L (HC) 24-62
 1999 A 10/23 L 47-63
 1998 H 10/24 W 50-33
 1997 H 10/18 W 46-31
 1995 H 9/23 W 48-14
 1992 H 11/14 L 28-29
 1991 A 11/16 T 35-35
 1990 H 9/8 W 37-12
 1989 H 9/16 W 37-34

Southwestern Louisiana (0-1)

0-1 Away
 1985 A 9/21 L 30-31

Tampa (0-1)

0-1 Away
 1970 A 11/14 L 7-68

Texas A&M-Kingsville (0-1)

(1987 listed as Texas A & I)
0-1 Home
 1987 H 9/12 L 51-52

Texas-Arlington (0-1)

0-1 Away
 1979 A 11/24 L 0-48

Texas-El Paso (1-1)

1-1 Away
 1984 A 9/8 L 14-16
 1983 A 9/10 W 12-10

Tulsa (0-2)

0-2 Away
 1970 A 9/19 L 13-38
 1967 A 10/7 L 0-58

UC Santa Barbara (0-1)

0-1 Away
 1950 A 10/20 L (Fri.) 0-13

Utah (0-6)

0-1 Home, 0-5 Away
 1994 A 9/10 L 0-66
 1988 A 9/10 L 16-41
 1987 A 9/26 L 16-51
 1978 A 9/9 L 0-56
 1944 A L 0-24
 1944 H L 12-38

Utah State (2-12)

1-2 Home, 1-9 Away
 2010 A 9/11 L 38-17
 2002 A 9/14 L 33-38
 2001 A 10/20 L 27-28
 2000 A 11/18 W 27-24
 1997 A 9/6 L 7-41

1982 A 10/9 L 3-30
 1981 H 11/14 W 50-24
 1980 A 9/13 L 7-14
 1978(Japan) 9/3 L (Sun.) 0-10
 1977 H 11/19 L 7-35
 1946 A L 0-47
 1944 A L 7-8
 1932 A L 0-32
 1919 H L 0-137

Washington State (0-1)

0-0 Home, 0-1 Away
 2011 A 9/3 L 64-21

Weber State (14-37)

8-18 Home, 6-19 Away
 2011 H 10/15 L 39-12
 2010 H 10/16 L 16-13
 2009 A 9/19 L 17-44
 2008 H 11/8 L 27-59
 2007 A 11/3 L 37-52
 2006 H 11/18 L 27-30
 2005 A 10/29 L (Rain) 21-30
 2004 H 10/30 L 14-26
 2003 A 10/25 L 21-38
 2002 H 10/26 W 34-0
 2001 A 10/27 L 17-42
 2000 H 10/28 L 13-16
 1999 A 9/18 L 24-27
 1998 H 9/19 L 3-6
 1997 A 11/22 L 7-26
 1996 H 11/23 L 22-37
 1995 H 11/18 W 35-25
 1994 A 11/5 L 6-40
 1993 H 11/13 L 17-21
 1992 A 10/24 L 11-27
 1991 H 11/23 L 41-60
 1990 A 9/15 L (2OT) 38-45
 1989 H 11/18 L 35-45
 1988 A 10/8 L 13-34
 1987 H 11/21 L 37-53
 1986 A 10/25 L 33-63
 1985 H 11/16 L 45-46
 1984 A 11/3 W 26-22
 1983 H 11/12 W 38-32
 1982 A 10/30 L 7-26
 1981 H 11/21 W (3OT) 33-30
 1980 H 11/15 W 46-5
 1980 A 9/20 L 17-21
 1979 H 11/3 L 10-14
 1978 A 11/4 L 12-34
 1977 H 11/12 W 21-18
 1976 A 10/23 L 7-34
 1975 H 10/25 W 20-3
 1974 A 10/26 W 10-8
 1973 H 10/27 L (HC) 23-38

1972 A 11/4 W 49-7
 1971 H 11/20 L 21-28
 1970 A 10/24 W 30-14
 1969 H 10/25 L 25-28
 1968 A 10/26 L 16-23
 1967 H 10/28 L 0-19
 1966 A 10/29 L 7-16
 1965 H 10/23 L 17-28
 1964 A 10/31 W 31-0
 1963 H 11/9 W 36-26
 1962 A 10/20 W 42-20

Western State (19-7-1)

13-1-1 Home, 6-6
 2011 H 9/10 W 44-7
 1962 A 11/10 L 16-17
 1961 H 10/7 W 22-10
 1960 A 10/1 W 46-21
 1959 H 10/3 W 32-7
 1958 A 10/4 W 7-0
 1957 H 10/5 W 41-13
 1956 A 10/6 L 13-14
 1955 H 10/15 W (HC) 14-6
 1954 A 10/14 L (Thurs.) 7-35
 1953 H 11/7 W 33-20
 1952 H 9/27 W 40-0
 1951 A 11/3 L 25-40
 1950 H 9/30 W 53-13
 1949 A W 25-0
 1948 H W 25-0
 1947 A W 19-9
 1946 H T 6-6
 1941 A W 13-6
 1940 H W 7-0
 1938 H L 6-7
 1937 A 11/20 L 6-9
 1936 H 10/17 W 12-0
 1935 A 10/19 W 13-0
 1934 H 11/17 W 51-0
 1932 A L 7-13
 1931 H 11/7 W (HC) 7-6

Wyoming (1-3)

0-1 Home, 1-2 Away
 1975 A 9/13 W 16-3
 1972 A 9/9 L 14-30
 1949 H L 13-58
 1948 A L 13-40

Year by Year Results



Herbert Cheney
1902-03
5-1-1

1902-14
ACADEMY OF IDAHO
Team Name is "Bantams"
1902 (5-0-0) Herbert Cheney
Pocatello HS W 17-0
Pocatello HS W 15-0
@Idaho Falls HS W 27-0
Pocatello HS W
Pocatello HS W 6-5
Total 65-5

1903 (0-1-1) Herbert Cheney
Boise L 0-28
@Co. K.I.N.G. T 0-0
Total 0-28



Charles Rowe
1904
1-3

1904 (1-3-0) Charles Rowe
Idaho Falls HS W 5-0
@Utah Aggies L 0-22
@Boise HSL 5-22
Utah Aggies L 0-10
Total 10-54



Hubert Upjohn
1905-06
3-2-3

1905 (3-0-2) Hubert Upjohn
Capt: Redman Moon
Idaho Falls HS T 0-0
Albion Normal W 45-0
Idaho Falls HS W 17-6
@Albion Normal W 32-7
Boise HS T 0-0
Total 94-13

1906 (0-2-1) Hubert Upjohn
Capt: LeRoy Houde
All-Hallows College L 0-4
@Albion Normal (S) T 0-0
Albion Normal L 0-6
Total 0-10



John Morris
1907-08
8-5

1907 (6-3-0) John Morris
Idaho Scholastic Champions
Capt: Ben Lowrie
9/28 Idaho Falls HS W 33-0
10/5 @Albion Normal W 6-2
10/12 Pocatello HS W 34-0
10/19 @Ogden HS L 4-32
10/26 Albion Normal W 11-0
11/2 @Blackfoot HS W 61-0
11/9 Ogden HS L 4-5
11/23 @All-Hallows College L 0-2
11/28 (Thurs.) Payette HS W 34-0

Total 187-41

1908 (2-2-0) John Morris
Capt: Henry Griffith
10/3 @Blackfoot HS (R) L 0-5
10/17 @Idaho Falls HS W 28-0
10/24 Pocatello HS W 14-0
11/6 (Fri.)@Albion Normal L 0-21
Total 42-26



Harvey Holmes
1909-14
28-7

1909 (4-0-0) Harvey Holmes
Capt: Eugene 'Doc' Miller
Pocatello HS W 24-3
Blackfoot HS W 23-2
Albion Normal W 5-0
Payette HS W 10-5
Total 62-10

1910 (6-0-0) Harvey Holmes
Capt: Al Higson
10/16 St. Anthony HS W 84-12
10/23 Pocatello HS W 52-5
11/5 Twin Falls HS W 22-0
11/12 @Albion Normal W 15-5
11/17 (Thurs.)@Weiser HS W 5-0
11/26 @Boise HS W 5-0
Total 178-22

1911 (6-3-0) Harvey Holmes
Idaho Scholastic Champions
Capt: Llewellyn Roubidoux
Pocatello HS W 11-3
@Shoshone HS W
@American Falls HS W
@Ogden HS L 5-9
Idaho Falls HS W
Logan HS L
Albion Normal W 8-0
College of Idaho L 5-23

Total 29-35

1912 (1-2-0) Harvey Holmes
Capt: Ray Williams
@Am. Falls All-Stars L 0-33
American Falls All-Stars L 0-23
Pocatello HS W 60-0
Total 60-56

1913 (5-2-0) Harvey Holmes
Capt: Wilbur Pierce
Blackfoot All-Stars L 6-21
@Blackfoot All-Stars W 30-0
Rigby HS W 81-0
Pocatello HS W 41-0
American Falls HS W 14-0
Albion Normal L 6-7
@College of Idaho W 13-3
Total 191-31

1914 (6-1-0) Harvey Holmes
Capt: Lloyd Morphey
Pocatello YMCA L 7-13
Pocatello YMCA W 13-0
@Burley HS W 26-0
@Albion Normal W 28-14
Twin Falls HS W 53-0
@Blackfoot All-Stars W 12-6
College of Idaho W 7-0
Total 146-33

1915-26
IDAHO TECH. INSTITUTE



Reuben Bronson
1915-16, 19
11-8-1

1915 (4-3-0) Reuben Bronson
Capt: Alan Harwood
Pocatello YMCA W 30-0
Utah Aggie Freshmen W 52-0
@Boise HS W 41-6
@Caldwell HS L 0-28
@College of Idaho L 0-7
Albion Normal W 41-0
Utah Freshmen L 12-19
Total 176-60

1916 (5-2-0) Reuben Bronson
Capt: Rom Kennedy
Blackfoot HS W 13-7
Pocatello HS W 81-0
@Utah Frosh L 7-12
@Utah Aggie Fresh. W 13-6
College of Idaho W 28-0
@Albion Normal W 21-13
Idaho L 0-32
Total 163-70



J.A. Fogt
1917
2-2

Team Name Changed to "Tigers"

1917 (2-2-0) J.A. Fogt
Capt: William Mau
Gooding HS W 12-6
Blackfoot HS L 0-10
Brigham City HS W 87-0
@College of Idaho L 0-36
Total 99-52

1918 No Football (Flu Epidemic)
1919 (2-3-1) Reuben Bronson
Capt: Rom Kennedy
@Idaho Falls HS T 0-0
Ricks W 29-0
Brigham Young W 17-9
College of Idaho L 0-28
Utah State Aggies L 0-136
@Brigham Young L 6-12
@Ricks W 46-173
Total 46-173



Ralph Hutchinson
1920-27
25-24-1

1920 (3-3-0) Ralph Hutchinson
Capt: T. Otis Black
@Blackfoot HS W 20-7
Utah Aggie Freshmen L 7-13
@Ricks W 20-6
Gooding College W 6-0
@College of Idaho L 0-50
Utah Freshmen L 0-16
Total 53-92

1921 (6-2-0) Ralph Hutchinson
Idaho Scholastic Champions
Capt: Bud Bliss
Blackfoot HS W 71-0
@Montana L 0-25
Utah Aggie Freshmen W 34-0
College of Idaho W 13-7
Ricks W 37-13
@Gooding College W 17-10
@Brigham Young W 6-0
Utah Freshmen L 0-3
Total 178-58

1922 (4-3-0) Ralph Hutchinson
Capt: Bryan West
Utah Aggie Freshmen W 56-0
(Aggie Game - 1st at Hutchinson Field)
@Montana L 12-15
@Montana St. Fresh. L 12-19
vs. Brigham Young W 22-3
Gooding College W 106-0
@College of Idaho L 0-17
@Ricks W 39-0
Total 247-54

1923 (3-2-1) Ralph Hutchinson
Capt: Mark Lehrbas
Montana State L 0-41
Weber JC W 25-20
Montana Mines W 7-6
College of Idaho L 6-7
@Brigham Young T 6-6
Montana Wesleyan W 14-0
Total 58-80

1924 (5-2-0) Ralph Hutchinson
Capt: Jack Keane
Utah Aggie Freshmen W 6-0
Albion Normal W 32-0
Weber JC W 58-0
Brigham Young W 47-0
vs. Idaho Freshmen L 0-37
S. Dakota Wesleyan W 26-0
@College of Idaho L 0-35
Total 169-72

1925 (2-4-0) Ralph Hutchinson
Capt: Jack Keane
Utah Aggie Freshmen W 7-0
@Weber JC L 3-6
9/30 Albion Normal L 3-7
10/14 Brigham Young Fr. W 20-13
10/21 College of Idaho L 0-27
10/28 Montana Mines L 6-7
Total 39-60

1926 (1-4-0) Ralph Hutchinson
Capt: William Tatro
Utah Aggie Freshmen L 0-13
Ricks W 7-0
@Weber JC L 0-33
Albion Normal L 0-7
@College of Idaho L 7-27
Total 14-80

1927-46
UNIV. OF IDAHO-
SOUTHERN BRANCH
Team Name Changed to "Bengals"

1927 (1-4-1) Ralph Hutchinson
Capt: E. Peterson
10/14 Utah Aggie Freshmen L 0-13
10/21 @Ricks W 25-12
10/28 @Albion Normal T 6-6
11/5 (Sun.) @Coll. of Idaho L 6-39
11/11 @Utah Aggie Freshmen L 2-6
11/19 (Sun.) Weber JC L 7-12
Total 46-88



Felix Plastino
1928-34
34-16-3

1928 (5-1-1) Felix Plastino
Capt: James Machacek
10/6 Montana Normal W 58-0
10/13 vs. College of Idaho L 7-37

10/27 Utah Aggie Freshmen W 2-0
11/3 Albion Normal W 28-3
11/11 (Sun.) Montana Mines W 22-0
11/17 @Weber JC (R) T 6-6
11/24 Intermountain Union W 15-3
Total 138-49

1929 (6-4-0) Felix Plastino
Capt: Amos Stephens
9/29 @Ricks W 7-0
10/5 @Albion Normal L 6-7
10/12 vs. College of Idaho L 2-8
10/19 Montana Mines W 31-0
10/26 Utah Freshmen W 7-0
11/2 @Montana Normal W 40-0
11/9 @Intermountain Union L 0-6
11/16 BYU Reserves W 13-6
11/23 @Ricks W 27-6
11/28 (Thurs.) Idaho (HC) L 7-41
Total 140-74

1930 (4-3-0) Felix Plastino
Capt: Elvin Kelly
@BYU Freshmen W 18-13
Albion Normal W 20-0
BYU Reserves L 7-24
(BYU Game- 1st Night Game at Hutchinson Field)

Mont. Normal (HC) W 103-0
@Ricks W 19-13
Haskell Indians L 0-43
@Montana Mines L 24-32
Total 191-125

1931 (7-1-0) Felix Plastino
Capt: Gilbert French
9/26 BYU Freshmen W 7-0
10/3 Ricks W 21-6
10/10 Montana Mines L 7-14
10/17 @Albion Normal W 20-6
10/24 McKinley-Honolulu W 12-6
10/31 @Intermount. Union W 38-0
11/7 Western State (HC) W 7-6
11/14 @Montana Normal W 111-0
Total 223-38

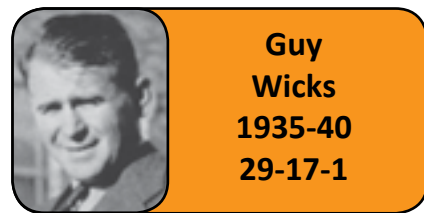
1932 (3-4-1) Felix Plastino
Capt: Gilbert French
@Utah Aggies L 0-32
@Ricks W 19-6
@Montana State T 0-0
Albion Normal (HC) W 33-0
@Western State L 7-13
Brigham Young L 0-32
@Montana Mines W 17-7
Carroll College L 7-13
Total 83-103

1933 (5-1-0) Felix Plastino
Capt: Jim McHaley

@Albion Normal	W 7-0
Weber JC	W 19-6
Montana Mines	W 33-13
Montana State (HC)	W 13-6
Ricks	W 14-0
vs. College of Idaho	L 0-21
Total	86-46

1934 (4-2-1) Felix Plastino
Capt: Ronald Hale

10/6 @Ricks	L 14-16
10/13 @Weber JC	W 45-0
10/20 Albion Normal	W 32-0
10/27 College of Idaho (HC)	L 14-19
11/3 Santa Rosa JC	T 6-6
11/17 Western State	W 51-0
11/24 @Boise JC	W 25-6
Total	187-47

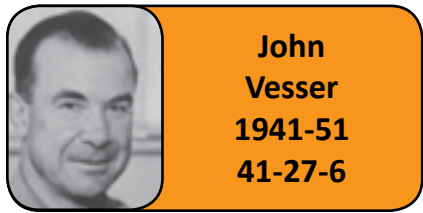


1935 (7-0-1) Guy Wicks
Capt: Wendell Twitchell

10/5 @Albion Normal	W 26-6
10/11 (Fri.)Ricks	W 27-0
10/19 @Western State	W 13-0
10/26 @College of Idaho	W 37-7
11/2 Montana Mines (S)	W 60-0
11/11 (Mon.)Montana St. (HC) T	7-7
11/16 Boise JC	W 19-6
11/22 (Fri.)@Santa Rosa JC	W 13-0
Total	202-26

1936 (4-4-0) Guy Wicks
Capt: Les Hopkins

10/2 (Fri.) @Nevada	L 12-21
10/9 (Fri.) @Montana	L 13-45
10/17 Western State	W 12-0
10/25 (Sun.) @Ricks	W 34-0
10/31 @Montana Mines (S)	L 0-6
11/7 Albion Normal	W 18-7
11/11 (Wed.) Montana State	L 19-32 (MSU - First Game in Spud Bowl)
11/21 College of Idaho (HC)	W 30-0
Total	138-111



1937 (6-3-0) Guy Wicks
Capt: Otto Tronowsky

9/24 @Gooding College	W 18-7
10/2 Ricks	W 45-0
10/8 (Fri.)@Boise JC	W 45-0
10/16 @Montana State	L 7-25
10/30 Montana Mines	W 39-6
11/6 @Albion Normal	W 7-6
11/11 (Thur.)Coll. of Idaho (HC)	W 39-0
11/20 @Western State	L 6-9
11/25 (Thurs.)Cal Poly	L 7-13
Total	213-66

1938 (4-3-0) Guy Wicks
Capt: Newell Berg

Western State	L 6-7
vs. Chaffee JC	W 26-0
Boise JC.	W 54-0
Albion Normal (R)	L 7-12
vs. College of Idaho	W 22-0
Montana State (HC)	W 16-0
@Cal Poly	L 0-21
Total	131-40

1939 (5-2-0) Guy Wicks
Capt: Woody Lundberg

Northern Colorado	L 0-13
Compton JC	W 16-0
Albion Normal	W 12-6
@Montana State	L 6-10
College of Idaho (HC)	W 13-6
Nebraska-Omaha	W 6-0
(Thur.) vs. Chaffee JC	W 14-13
Total	67-48

1940 (3-5-0) Guy Wicks
Capt: Jim Erley

Western State	W 7-0
@Northern Colorado	L 7-21
@Nevada	L 0-62
@College of Idaho	W 19-13
Albion Normal	W 31-26
@Weber JC	L 19-21
Montana State (HC)	L 7-15
@Compton JC	L 7-21
Total	97-178

1941 (5-1-2) John Vesser
Capt: Dale Dykman

@Nebraska-Omaha (R)T	0-0
@Western State	W 13-6
College of Idaho	L 6-14
@Boise JC	W 34-0
Albion Normal	W 20-13
Weber JC	W 39-7
Montana State (HC)	T 13-13
vs. Chaffee JC (S)	W 13-0
Total	138-53

1942 (4-2-0) John Vesser
Capt: Rex Wells

@Weber JC	W 13-0
Logan Marines	W 27-0
vs. College of Idaho	W 6-0
Compton JC (HC)	W 7-0
@Colorado College	L 7-21
@Fort Douglas	L 17-39
Total	77-60

1943 No Football -- World War II

1944 (4-5-0) John Vesser
Capt: None

Second Air Force	L 0-45
Pocatello Marines	W 27-0
@Utah	L 0-24
@Fort Warren	L 0-66
Utah	L 12-38
@Edmonton Army AB	W 7-6
@Utah State	L 7-8
Pocatello Marines	W 34-6
@Edmonton Army AB	W 7-6
Total	94-199

1945 No Football -- World War II

1946 (4-3-1) John Vesser
Capt: Leno Seppi

@Utah State	L 0-47
Carlsbad JC	W 19-18
@Compton JC	L 0-37
Boise JC	W 6-0
Weber JC (HC)	L 12-20
@Albion Normal	W 6-0
College of Idaho	W 26-18
Western State	T 6-6
Total	75-146

1947-62
IDAHO STATE COLLEGE

1947 (3-5-1) John Vesser
Capt: Ted Krein

@Weber JC	L 14-20
South. Idaho Coll. of Ed.	T 20-20
Hawaiian All-Stars	L 12-14
@Western State	W 19-9
@Montana State	L 12-34
College of Idaho	L 19-27
Eastern Wash. (HC)	L 0-13
North. Idaho Coll. of Ed.	W 45-0
Colorado Mines	W 25-0
Total	166-137

1948 (6-1-1) John Vesser
Capt: Sam Maynard, Pete Richardson

Western State	W 25-0
@Colorado Mines	W 13-12
@Colorado College	T 13-13
@Wyoming	L 13-40
Northern Colo. (HC)	W 28-6
Montana State	W 20-14
@North. Idaho Coll. of Ed.	W 33-7
@South. Idaho Coll. of Ed.	W 14-13
Total	159-105

1949 (6-2-1) John Vesser
Capt: Gordon Hall, Jim Blake

Wyoming	L 13-58
@College of Idaho	W 14-6
Colorado College (HC)	W 28-6
@Northern Colorado	W 41-6
Southern Idaho Coll. of Ed.	W 40-0
@Montana State	L 14-19
@Western State	W 25-0
Colorado Mines	T 27-27
@Chadron State	W 20-2
Total	222-124

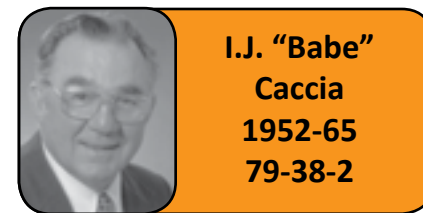
1950 (4-4, 4-1) John Vesser
Capt: Ed Smira, Ronald Anderson

Brigham Young	L 13-14
+@Colorado Mines	W 19-7
+Western State	W 53-13
(Fri.)@UC Santa Barbara	L 0-12
10/28 +Northern Colorado (HC)	L 18-20
11/4 +Montana State	W 39-13
11/11 +@Colorado College	W 20-7
11/18 College of Idaho	W 31-7
Total	198-93

1951 (5-4, 3-2) John Vesser
Capt: Ed Smira, Ronald Anderson

@Brigham Young	L 7-27
(Sun.)+Colorado Mines	L 12-14
+@Montana State	W 19-6

10/13 +Colorado College (HC)	W 20-12
10/19 (Fri.)+@Northern Col.	W 12-6
10/27 Northern Arizona	W 34-20
11/3 +@Western State	L 25-40
11/10 Lewis & Clark	L 2-40
11/17 vs. College of Idaho	W 26-21
Total	157-186



1952 (8-0, 5-0) Babe Caccia
Rocky Mountain Champions
Capt: Chet Lee, Lamont Jones

9/20 College of Idaho	W 20-7
9/27 +Western State	W 40-0
10/4 +@Colorado College	W 17-6
10/11 +Northern Col. (HC)	W 46-16
10/18 Nevada	W 33-13
10/25 +@Colorado Mines	W 21-13
11/1 +Montana State	W 35-12
11/8 @Lewis & Clark	W 21-18
Total	233-85

1953 (6-2, 5-0) Babe Caccia
Rocky Mountain Champions
Capt: Nolan Ford, Vernon Ravsten

9/19 Eastern Washington	L 6-14
10/3 +Colorado College	W 27-20
10/10 +Col. Mines (HC)	W 33-20
10/16 (Fri.)+@Northern Col.	W 10-7
10/24 @College of Idaho	L 9-46
10/31 +@Montana State	W 13-0
11/7 +Western State	W 33-20
11/14 @Nevada	W 34-13
Total	165-140

1954 (4-4, 3-2) Babe Caccia
Capt: Bill Fuger, John Curran

9/18 College of Idaho	L 20-26
9/25 +@Colorado College	W 28-6
10/2 +Montana State	L 20-39
10/9 +Northern Col. (HC)	W 28-13
10/14 (Thurs.) +@Western St.	L 7-35
10/30 @Montana State	L 13-22
11/6 +@Colorado Mines	W 22-14
11/11 (Thurs.) Northern Ariz.	W 46-7
Total	184-162

1955 (8-1, 5-0) Babe Caccia
Rocky Mountain Champions
Capt: Larry Kent, Howard Green

9/17 Pepperdine	W 9-0
9/24 +Colorado College	W 27-0
10/1 @Montana State	W 28-14
10/7 (Fri.) +@Northern Col.	W 19-0
10/15 +Western State (HC)	W 14-6
10/21 (Fri.) vs. Coll. of Idaho	W 20-19
10/29 +Montana State	W 20-0
11/5 +Colorado Mines	W 28-13
11/11 (Fri.) @Neb.-Omaha	L 7-18
Total	172-70

1956 (6-3, 3-2) Babe Caccia
Capt: Al Stephenson, Art Bushnell

9/22 Nevada	W 20-6
9/29 U.S. Naval T.C.	W 19-12
10/6 +@Western State	L 13-14
10/13 Nebraska-Omaha (HC)	L 0-9
10/20 +@Montana State	L 6-26
10/27 +Colorado College	W 32-0
11/3 +@Colorado Mines	W 27-6
11/10 +Northern Colorado	W 20-7
11/17 @Air Force Academy	W 13-7
Total	150-87

1957 (9-0, 6-0) Babe Caccia
Rocky Mountain Champions
Capt: Jim Wagstaff, Ken Peterson

9/21 Hastings	W 22-0
9/28 @Nevada	W 40-6
10/5 +Western State	W 41-13
10/19 +Montana State (HC)	W 26-13
10/26 +@Colorado College	W 34-7
11/2 +Colorado Mines	W 34-7
11/9 +@Northern Colorado	W 7-6
11/16 +@Adams State	W 42-12
11/23 vs. College of Idaho	W 34-21
Total	280-85

1958 (4-5, 3-3) Babe Caccia
Capt: Dee Pankratz, Ed Peterson

9/20 Eastern Washington	W 30-7
10/4 +@Western State	W 7-0
10/11 +Adams State	W 26-0
10/18 +@Montana State	L 6-17
10/25 +Colorado College (HC)	L 7-8
10/31+(Fri.) @Colo. Mines	L 14-23
11/8 +Northern Colorado	W 14-6
11/23 (Sun.) @San Diego	L 0-24
11/29 @Hawai'i	L 19-40
Total	123-125

1959 (6-2, 4-0) Babe Caccia
Rocky Mountain Champions
Capt: Paul Tripp, Ray Konczos

9/19 Northern Arizona	L 7-16
9/26 Hawai'i	L 8-14
10/3 +vs. Western State	W 32-7
10/10 @Nebraska-Omaha	W 33-0
10/17 +Montana State (HC)	W 6-0
10/24 +@Colorado College	W 14-8
10/31 College of Idaho	W 28-21
11/7 +@Northern Col.	W 32-13
Total	160-79

1960 (6-2, 3-1) Babe Caccia
Capt: Blaine Jones, Chuck Maraldo

9/24 Northern Arizona	W 30-16
10/1 +@Western State	W 46-21
10/8 Nebraska-Omaha	W 44-6
10/15 @Montana State	L 9-14
10/22 +Colorado Coll. (HC)	W 77-8
10/29 +@Colorado Mines	L 0-7
11/5 +Northern Colorado	W 14-7
11/19 @College of Idaho	W 33-13
Total	253-86

1961 (5-2-1) Babe Caccia
Capt: Bert Owens, Jerry Mahoney

9/23 Hamilton Air Force Base	T 12-12
9/30 Colorado Mines	W 50-6
10/7 Western State	W 22-10
10/14 @Northern Arizona	W 27-0
10/21 @Drake	W 12-11
10/28 Montana State (HC)	W 14-12
11/4 @Northern Colorado	L 22-27
11/11 @San Diego Marines	L 6-28
Total	165-106

1962 (3-6) Babe Caccia
Capt: Roger Cross, Bill Jencks

9/22 @Colorado Mines	W 30-0
9/29 @Idaho	L 6-9
10/6 Northern Arizona	L 26-35
10/13 @Montana State	L 14-30
10/20 @Weber State	W 42-20
10/27 Montana (HC)	L 15-22
11/3 Drake	W 33-14
11/10 @Western State	L 16-17
11/17 @Nevada	L 7-14
Total	189-161

1963-present
IDAHO STATE UNIVERSITY

1963 (5-3, 3-1) Babe Caccia
Big Sky Champions

Capt: Gary Aizawa, Ben Sanford, Nick Yorges		
9/21 Nevada	W 36-19	
9/28 @Nebraska-Omaha	L 6-19	
10/5 @Northern Arizona	W 13-2	
10/12 *@Montana	W 14-13	
10/26 *Montana State (HC)	W 19-15	
11/2 @Drake	L 12-15	
11/9 *Weber State	W 36-26	
11/16 *Idaho	L 0-14	
11/23 at Wichita State	(Cancelled Due to JFK Assassination)	
Total	136-123	

1964 (6-3, 3-1) Babe Caccia
Capt: Rod Hohnhorst, Carl Humphrey

9/19 Nebraska-Omaha	W 30-0
9/26 @College of Idaho	W 47-7
10/3 Northern Arizona	L 21-28
10/10 Fresno State (HC)	W 20-12
10/24 *@Montana State	L 0-20
10/31 *@Weber State	W 31-0
11/7 *Montana	W 14-7
11/14 North Dakota State	L 21-28
11/21 @Cal Poly	W 20-0
Total	194-102

1965 (3-5-1) Babe Caccia
Capt: Al Jacobson, George Douglas

9/18 @Nebraska-Omaha	L 14-26
9/25 College of Idaho	W 48-7
10/2 *@Montana	L 0-16
10/9 @Northern Arizona	T 0-0
10/16 *Montana State (HC)	W 14-0
10/23 *Weber State	L 17-28
10/30 Portland State	W 27-7
11/6 North Dakota	L 0-27
11/13 *@Idaho	L 7-15
Total	127-126




1966 (3-6, 1-3) Leo McKillip
Cpts: John McCarthy, Bob Upshaw

9/17	Nebraska-Omaha	W 28-20
9/24	@North Dakota	L 0-41
10/1	Northern Arizona	L 13-14
10/8	*Idaho	L 20-27
10/15	*@Montana State	L 0-49
10/22	*Montana (HC)	W 17-14
10/29	*@Weber State	L 7-16
11/12	@Parsons	L 8-13
11/24	(Thur.) @Portland State.	W 12-7
Total		105-201

1967 (1-9, 0-4) Leo McKillip
Cpts: Dave Muniz, Otis Thomas

9/16	@New Mexico	L 3-21
9/23	South Dakota	L 22-24
9/30	*vs. Idaho	L 6-16
10/7	@Tulsa	L 0-58
10/14	*Montana State (HC)	L 7-24
10/21	*@Montana	L 0-20
10/28	*Weber State	L 0-19
11/4	@Hawai'i	L 6-21
11/11	@Parsons	L 0-24
11/23	(Thur.) @Portland State.	W 22-21
Total		66-248



Ed Cavanaugh
1968-71
28-19

1968 (4-5, 1-3) Ed Cavanaugh
Cpts: Larry Bender, Steve Millard

9/14	Portland State	W 52-30
9/21	@Fresno State	W 38-23
9/28	*Idaho (HC)	L 15-35
10/12	*@Montana State	L 14-31
10/19	*Montana	W 23-13
10/26	*@Weber State	L 16-23
11/2	@Boise State	L 20-27
11/9	@South Dakota State	L 22-41
11/16	@Nebraska-Omaha	W 16-13
Total		216-236

1969 (5-5, 2-2) Ed Cavanaugh
Cpts: Joe Clark, Joe McGrath, Ambrose Costa

9/20	Parsons	W 48-6
9/27	*at Idaho	W 47-42
10/4	Nebraska-Omaha	W 46-7
10/11	*Montana State (HC)	W 20-7
10/18	*@Montana	L 36-46


10/25	*Weber State	L 25-28
11/1	@Portland State	W 46-23
11/8	@Nevada-Las Vegas	L 31-35
11/15	@Boise State	L 27-35
11/22	Drake.	L 30-58
Total		356-287

1970 (5-5, 3-2) Ed Cavanaugh
Cpts: Steve Mandelkow, Jerry Dunne, Tyrone Watley, Larry Chandler

9/12	@Drake	L 10-39
9/19	@Tulsa	L 13-38
9/26	Nevada-Las Vegas	W 64-34
(UNLV was First Game in Holt Arena)		
10/3	*Idaho	W 35-14
10/10	*@Montana State	W 24-21
10/17	*Montana (HC)	L 34-35
10/24	*@Weber State	W 30-14
10/31	*Boise State	L 3-24
11/7	Portland State	W 37-6
11/14	@Tampa	L 7-68
Total		257-293

1971 (6-4, 2-3) Ed Cavanaugh
Capt: Selected Game-by-Game

9/18	@South Dakota	W 10-6
9/25	Cal State-Los Angeles	W 19-6
10/2	Eastern Michigan	L 22-23
10/9	*@Idaho	L 3-40
10/16	*@Montana	L 35-45
10/23	*Montana State (HC)	W 38-36
10/30	Nevada	W 27-0
11/6	@Portland State	W 37-0
11/13	*Boise State	W 21-17
11/20	*Weber State	L 21-28
Total		233-201



Bob Griffin
1972-75
21-20

1972 (7-3, 4-1) Bob Griffin
Cpts: Tom Toner, Andy Barron

9/9	@Wyoming	L 14-30
9/16	South Dakota	L 7-35
9/30	Portland State	W 51-6
10/7	@Eastern Michigan	W 21-14
10/14	*Montana (HC)	W 14-7
10/21	*Idaho	W 35-7
10/28	*@Montana State	W 20-16

11/4*	@Weber State	W 49-7
11/11	*@Boise State	L 28-31
11/18	Drake	W 24-21
Total		263-174

1973 (2-9, 0-6) Bob Griffin
Cpts: Tony Ramonas, Ben Tyler


9/8	*@Montana State	L 7-42
9/15	Cal Hayward	W 21-7
9/22	@Cal Poly	L 10-20
9/29	@Nevada	L 14-38
10/6	*Montana State	L 21-43
10/13	*@Montana	L 14-19
10/27	*Weber State (HC)	L 23-38
11/3	@Portland State	W 21-13
11/11	*Boise State	L 17-21
11/17	*@Idaho	L 0-43
11/22	(Thur.) *Northern Arizona.	L 7-35
Total		155-319

1974 (5-5, 2-4) Bob Griffin
Cpts: Tom Hofmann, Pal Sartori

9/21	Nevada	W 13-7
9/28	*@Northern Arizona	L 15-20
10/5	*Idaho	L 9-28
10/12	*@Boise State	L 3-61
10/19	*@Montana State	L 0-14
10/26	*@Weber State	W 10-8
11/2	Portland State (HC)	W 24-16
11/9	*Montana	W 25-22
11/16	Cal Poly	W 12-7
11/23	@Nevada-Las Vegas	L 7-31
Total		118-214

1975 (7-3, 4-2) Bob Griffin
Cpts: Rick Noel, Rich Rodgers


9/13	@Wyoming	W 16-3
9/20	Nevada-Las Vegas	W 15-7
9/27	*@Idaho	W 29-15
10/4	*Northern Arizona	W 17-7
10/11	*@Montana	W 10-7
10/18	*Montana State (HC)	L 7-19
10/25	*Weber State	W 20-3
11/1	@Nevada	W 28-3
11/8	@Cal Poly	L 14-65
11/15	*Boise State	L 17-20
Total		173-149



Joe Pascale
1976
1-9

1976 (1-9, 0-6) Joe Pascale
Cpts: Rick Scribner, Wayne Hill

9/11	*@Northern Arizona	L 7-34
9/18	Cal Poly	L 17-29
9/25	Nevada	W 26-22
10/2	@Nevada-Las Vegas	L 17-31
10/9	Portland State (HC)	L 14-26
10/16	*@Montana State	L 7-28
10/23	*@Weber State	L 7-34
10/30	*Idaho	L 3-6
11/6	*@Montana	L 17-21
11/13	*Boise State	L 0-37
Total		116-268



Bud Hake
1977-79
5-27

1977 (3-8, 2-4) Bud Hake
Capt: Joe Moreino

9/10	*Northern Arizona	L 7-28
9/17	@Nevada	L 0-35
9/24	Eastern Montana	W 47-15
10/1	@Portland State	L 0-47
10/8	*@Idaho	W 34-14
10/15	*Montana State (HC)	L 0-31
10/22	*@Montana	L 15-17
10/29	@Fresno State	L 7-28
11/5	*@Boise State	L 7-31
11/12	*Weber State	W 21-18
11/19	Utah State	L 7-35
Total		145-299

1978 (2-8, 0-6) Bud Hake
Capt: Neal Richardson

9/3	(Sun.)vs. Utah St. (Osaka, Japan)	L 0-10
9/9	@Utah	L 0-56
9/16	*@Northern Arizona	L 14-34
9/23	Portland State	W 27-13
10/7	@Northern Colorado	W 9-7
10/14	*@Montana State	L 12-23
10/21	*Montana (HC)	L 7-28
10/28	*Boise State	L 14-16
11/4	*@Weber State	L 12-34
11/11	*at Idaho	No Contest
11/8	Nevada	L 0-37
Total		95-258

1979 (0-11, 0-7) Bud Hake
Capt: Greg Smith

9/8	*@Nevada	L 7-24
9/15	Northern Colorado	L 0-23

9/22	*Montana State	L 14-31
9/29	*Northern Arizona	L 3-6
10/6	*Idaho (HC)	L 23-28
10/13	*@Montana	L 24-28
10/20	*@Boise State	L 0-44
11/3	*Weber State	L 10-14
11/10	@Portland State	L 14-44
11/17	Cal State Fullerton	L 7-42
11/24	@Texas-Arlington	L 0-48
Total		102-332



Dave Kragthorpe
1980-82
21-14

1980 (6-5, 4-4) Dave Kragthorpe
Cpts: Mike Machurek, Gregg Feightner, Marvin Lewis, Bob Matsey, Jim Lane

9/13	@Utah State	L 7-14
9/20	*@Weber State	L 17-21
9/27	Portland State	W 59-33
10/4	*@Northern Arizona	L 13-38
10/11	*@Montana State	L 7-21
10/18	*Montana (HC)	W 17-0
10/25	Western Montana	W 41-0
11/1	*@Nevada	W 30-26
11/8	*@Idaho	W 28-21
11/15	*Weber State	W 46-5
11/22	*Boise State	L 13-22
Total		278-201

1981 (12-1, 6-1) Dave Kragthorpe
NCAA National Champions
Big Sky Champions

Cpts: Mike Machurek, Rod Childs, Dave Walser, John Naut, Case deBruijn

9/12	Eastern Washington	W 34-10
9/19	*@Boise State	W 21-10
9/26	*Nevada	W 23-7
10/3	*Northern Arizona (HC)	W 31-6
10/10	@Portland State	W 28-9
10/17	*@Montana	L 21-24
10/31	*@Idaho	W 24-14
11/7	*Montana State	W 31-3
11/14	Utah State	W 50-24
11/21	*Weber State (3-OT)	W 33-30
12/5	#Rhode Island	W 51-0
12/12	#South Carolina State	W 41-12
12/19	#vs. Eastern Kentucky	W 34-23
Total		422-172

1982 (3-8, 1-6) Dave Kragthorpe
Cpts: Ken Bacon, Paul Peterson, Bill Snapp, Chuck Weifels

9/11	@Drake	W 41-21
9/18	Portland State	W 38-14
9/25	Cal Poly	L 13-15
10/2	*@Montana State (3-OT)	L 27-30
10/9	@Utah State	L 3-30
10/16	*@Northern Arizona	L 16-18
10/23	*Montana (HC)	W 28-14
10/30	*@Weber State	L 7-26
11/6	*Idaho	L 17-20
11/13	*Nevada	L 14-24
11/20	*Boise State	L 24-27
Total		228-239



Jim Koetter
1983-87
23-32-1

1983 (8-4, 5-2) Jim Koetter
Cpts: Paul Peterson, Ken O'Neal, Carl Qualls, Steve Anderson

9/10	@Texas-El Paso	W 12-10
9/17	@Eastern Wash.	W 20-13
9/24	*Idaho	W 41-31
10/1	*@Nevada	L 16-37
10/8	*Montana State (HC)	W 26-3
10/15	*Northern Arizona	W 42-24
10/22	@Cal Poly	L 37-44
10/29	Cal Fullerton	W 43-10
11/5	*@Boise State	L 20-32
11/12	*Weber State	W 38-32
11/19	*@Montana	W 31-17
11/23	#Nevada	L 20-27
Total		346-280
#NCAA Playoff Game		

1984 (5-6, 4-3) Jim Koetter
Cpts: Vern Harris, Todd Price, Steve Anderson, John Berry

9/8	@Texas-El Paso	L 14-16
9/15	Chico State	W 47-23
9/22	*Montana	W 43-3
9/29	*@Montana State	W 22-6
10/6	*Boise State (HC)	L 23-26
10/13	@\$Nevada-Las Vegas	L 20-33
10/20	*@Northern Arizona	W 29-15
10/27	Eastern Washington	L 23-41
11/3	*@Weber State	W 26-22
11/10	*@Idaho	L 42-45

11/17	*Nevada	L 27-29
Total		316-259

1985 (5-6, 3-4) Jim Koetter
Cpts: Vern Harris, Merril Hoge, Kevin Hudgens, Ron Manu

9/7	Northern Colorado	W 44-17
9/14	@Portland State	W 23-10
9/21	@SW Louisiana	L 30-31
10/5	*Northern Arizona	W 34-3
10/12	*@Montana	L 29-35
10/19	*Montana State (HC)	W 50-9
10/26	*Idaho	W 38-37
11/2	*@Boise State	L 15-29
11/9	*@Nevada	L 14-42
11/16	*Weber State	L 45-46
11/23	Eastern Washington	L 21-42
Total		343-301

1986 (2-9, 1-7) Jim Koetter
Cpts: John Arbuckle, Chuck Hendrix, Merril Hoge, Bill Lasley, Ron Manu, Gino Mariani

9/6	Chico State	W 43-17
9/13	@Cal State Fullerton	L 25-35
9/20	*Montana State	L 27-50
9/27	*Boise State	W 25-6
10/4	*@Idaho	L 26-38
10/11	Eastern Washington (HC)	L 7-34
10/18	*@Montana	L 31-38
10/25	*@Weber State	L 33-63
11/1	*Nevada	L 14-44
11/8	*@Northern Arizona	L 17-31
11/15	*Montana	L 13-57
Total		261-413

1987 (3-7-1, 3-5) Jim Koetter
Cpts: Mike Calley, Clete Edmunson, Don Davis, Corky Federico, Gino Mariani

9/12	Texas A&I	L 51-52
9/19	*@Eastern Washington	L 14-44
9/26	@Utah	L 16-51
10/3	*Idaho	W 30-21
10/10	Portland State (HC)	T 24-24
10/17	*Northern Arizona	L 23-32
10/24	*@Boise State	W 35-32
10/31	*@Nevada	L 19-40
11/7	*@Montana	L 0-63
11/14	*Montana State	W 52-3
11/21	*Weber State	L 37-53
Total		301-445



Garth Hall
1988-91
9-33-1

1988 (0-11, 0-8) Garth Hall
Cpts: Joe Henderson, Tony Manu, Jason Whitmer, Paul Schwenke

9/10	@Utah	L 16-41
9/17	*Montana	L 7-34
9/24	Cal St.-Northridge	L 23-34
10/1	*@Montana State	L 37-45
10/8	*@Weber State	L 13-34
10/15	@Oregon	L 7-52
10/22	*@Northern Arizona	L 7-27
10/29	*Eastern Washington (HC)	L 3-35
11/5	*Boise State	L 10-31
11/12	*@Idaho	L 7-41
11/19	*Nevada	L 13-50
Total		143-424

1991 (3-7-1, 2-6) Garth Hall
Cpts: Trevor Cavanaugh, Reed Payne, Steve Boy-enger, Jack Horton

9/7	Mesa State	W 38-7
9/14	@Kansas State	L 7-41
9/28	*@Montana	L 13-24
10/5	*Northern Arizona (HC)	W 45-14
10/12	*@Nevada	L 20-41
10/19	*Idaho	L 21-46
10/26	*Montana State	L 7-16
11/2	*@Boise State	L 16-38
11/9	*@Eastern Wash.	W 43-36
11/16	@Southern Utah	T 35-35
11/23	*Weber State	L 41-60
Total		286-358



Brian McNeely
1992-96
21-34

1992 (3-8, 1-6) Brian McNeely
Cpts: Mahe Liava'a, Sylvester Jones, Pete Molino, Ted Oparnico, Robert Ford, Aaron Eleazar

9/5	Mesa State	W 52-17
9/12	*Boise State	W 24-20
9/19	@Northern Iowa	L 11-49
9/26	*@Northern Arizona	L 12-27
10/3	Central Washington	W 38-26
10/10	*@Idaho	L 18-49
10/17	*@Montana State	L 7-14
10/24	*@Weber State	L 11-27
10/31	*Eastern Washington (HC)	L 3-37
11/14	Southern Utah	L 28-29
11/21	*Montana	L 14-21
Total		218-316

1993 (2-9, 0-7) Brian McNeely
Cpts: Jeff Clark, Shawn Behr, Johnny Flowers, Kevin Kempf

9/4	\$Chadron State	W 52-3
9/11	@Portland State	L 7-21
9/18	*@Montana	L 16-28
9/25	*Northern Arizona	L 15-32
10/2	\$Mesa State	W 59-10
10/9	*Idaho (HC)	L 27-56
10/16	*Montana State	L 24-25
10/23	*@Boise State	L 27-34
10/30	*@Eastern Washington	L 7-38
11/6	@New Mexico	L 13-39
11/13	*Weber State	L 17-21
Total		264-307

\$Forfeited by ISU

1994 (6-5, 4-3) Brian McNeely
Cpts: Rick Brown, Tom Prudhomme, Rommie Wheeler, Jeff Clark

9/3	Adams State	W 54-0
9/10	@Utah	L 0-66
9/17	*@Northern Arizona	L 19-41
10/1	*@Idaho	L 21-70
10/8	*@Montana State	W 38-20
10/15	*Boise State	W 32-31
10/22	*Eastern Washington (HC)	W 21-16
10/29	Portland State	L 21-38
11/5	*@Weber State	L 6-40
11/12	*Montana	W 28-23
11/19	Minnesota-Duluth	W 29-24
Total		269-369

1995 (6-5, 3-4) Brian McNeely
Cpts: Josh Hays, Alipate Taulupe, Robb Wetta, Shaun Lawson

9/9	@Cal Poly	W 28-22
9/16	Cal St.-Northridge	W 52-0
9/23	Southern Utah	W 48-14
9/30	*Idaho	W 26-21
10/7	*@Eastern Washington	W 14-7
10/14	*Montana State (HC)	L 14-18
10/21	*@Boise State	L 17-27
10/28	*Northern Arizona	L 14-42
11/4	*@Montana	L 21-35
11/11	@North Texas	L 38-41
11/18	*Weber State	W 35-25
Total		307-252

1996 (4-7, 2-6) Brian McNeely
Cpts: Telly Lockette, Josh Hays, Steve Burch, Gary Anderson

8/31	@Mississippi	L 14-38
9/7	Cal Poly (OT)	W 35-32
9/21	Western Montana	W 47-0
9/28	*@Montana State	L 13-17
10/5	*Sacramento State	W 44-8
10/12	*@Montana	L 19-43
10/26	*Eastern Washington (HC)	L 17-31
11/2	*@Northern Arizona (OT)	L 38-50
11/9	*Cal State Northridge	L 40-42
11/16	*@Portland State	W 31-12
11/23	*Weber State	L 22-37
Total		320-316



Tom Walsh
1997-98
6-16

1997 (3-8, 2-6) Tom Walsh
Cpts: Telly Lockette, Trevor Bell, Gary Anderson, James Ferrell

9/6	@Utah State	L 7-41
9/13	Idaho...	L 0-43
9/27	*Montana State	L 13-14
10/4	*@Sacramento State	L 19-23
10/11	*Montana (HC)	L 0-48
10/18	Southern Utah	W 46-31
10/25	*@Eastern Washington	L 7-51
11/1	*Northern Arizona	W 41-24
11/8	*@Cal St.-Northridge	L 22-31
11/15	*Portland State	W 26-24
11/22	*@Weber State	L 7-26
Total		188-356

1998 (3-8, 2-6) Tom Walsh
Cpts: Craig Joseph, Raven Battle, Pete Beecher

9/5	@New Mexico	L 9-38
9/19	*Weber State	L 3-6
9/26	*@Portland State	W 44-41
10/3	*@Idaho	L 3-52
10/10	*@Northern Arizona	L 7-30
10/17	*Eastern Washington (HC)	L 13-44
10/24	Southern Utah	W 50-33
10/31	*@Montana	L 13-40
11/7	*Sacramento State	L 13-36
11/14	*@Montana State	L 35-66
11/21	*Cal St.-Northridge	W 32-29
Total		221-415



Larry Lewis
1999-2006
40-49

1999 (4-7, 2-6) Larry Lewis
Cpts: Pete Garces, Gene Zuniga, Brandon Reed

9/4	Eastern Oregon	W 54-28
9/11	Ft. Lewis	W 42-3
9/18	*@Weber State	L 24-27
9/25	*Portland State	L 13-52
10/2	*@Cal St.-Northridge	L 24-41

10/9	*\$Northern Arizona (HC)	W 28-43
10/16	*@Eastern Wash.	L 38-45
10/23	@Southern Utah	L 47-63
10/30	*Montana	L 23-73
11/6	*@Sacramento State	L 24-41
11/13	*Montana State	W 29-13
Total		345-429

\$Forfeit to ISU

2000 (6-5, 4-4) Larry Lewis
Cpts: Matt Nighswonger, Ben Simpson, Brandon Tuia

9/9	Montana Tech	W 58-10
9/16	*@Eastern Washington	L 7-38
9/23	*Sacramento State	W 41-39
9/30	*@Cal St.-Northridge (OT)	W 31-30
10/7	*Northern Arizona	W 28-21
10/14	*@Portland State	L 24-59
10/21	Southern Utah (HC)	L 24-62
10/28	*Weber State	L 13-16
11/4	*@Montana	L 21-38
11/11	*Montana State	W 58-14
11/18	@Utah State	W 27-24
Total		329-351

2001 (4-7, 1-6) Larry Lewis
Cpts: Bart Teuscher, Donell McNeal, Josh Robinson, Javier Garcia

9/8	Montana Tech	W 40-7
9/22	*@Sacramento State	L 27-33
9/29	Montana State-Northern	W 55-0
10/6	*@Northern Arizona	L 26-51
10/13	*Portland State (HC)	W 23-17
10/20	@Utah State	L 27-28
10/27	*@Weber State	L 17-42
11/3	*Montana	L 28-32
11/10	*@Montana State	L 13-52
11/17	Southern Utah	W 30-23
11/24	*Eastern Washington	L 45-48
Total		331-333

2002 (8-3, 5-2) Larry Lewis
Big Sky Champions
Cpts: Doug Baughman, Bart Brooks, Eddie Johnson

8/29	(Thur.)Montana-Western	W 48-7
9/14	@Utah State	L 33-38
9/21	*@Montana	L 9-13
9/28	*Sacramento State	W 32-24
10/5	*@Eastern Washington	W 21-14
10/12	*Montana State (HC)	W 18-14
10/26	*Weber State	W 34-0
11/2	*@Portland State	L 24-27
11/9	*Northern Arizona	W 46-20
11/16	Cal Poly	W 24-14
11/23	@Southern Utah	W 42-17
Total		331-189

2003 (8-4, 4-3) Larry Lewis
Cpts: Lee Long, Isaac Mitchell, Josh Whitworth

8/28	(Thur.) Montana-Western	W 54-20
9/6	@Boise State	L 0-62
9/13	Northern Colorado	W 42-33
9/27	*@Sacramento State	L 21-47
10/4	*Eastern Wash.(2-OT)	W 55-52
10/11	*@Montana State	W 23-17
10/18	*Montana (2-OT) (HC)	W 43-40
10/25	*@Weber State	L 21-38
11/1	*Portland State	W 30-20
11/8	*@Northern Arizona	L 31-46
11/15	@Cal Poly (R)	W 38-31
11/22	Southern Utah	W 36-17
Total		394-423

2004 (3-8, 2-5) Larry Lewis
Cpts: Mark Hetherington, Vince Caviglia, Ernie James

9/4	@San Diego State	L 21-38
9/11	Cal Poly	L 20-35
9/18	@Northern Colorado (2OT)	W 49-42
9/25	*@Eastern Wash.	L 22-47
10/2	*Montana State	L 13-17
10/9	*@Montana	L 22-24
10/23	*Sacramento State (HC)	W 29-24
10/30	*Weber State	L 14-26
11/6	*@Portland State	L 21-42
11/13	*Northern Arizona	W 24-17
11/20	@Southern Utah	L 31-45
Total		266-357

2005 (5-6, 3-4) Larry Lewis
Cpts: Shedrack Okoebor, Pago Togafau, Jeff Charleston

9/1	Southern Utah	W 38-13	7,301
9/10	@Kentucky	L 29-41	59,519
9/17	Montana-Western	W 37-0	7,546
9/24	* No. 5 E. Wash. (HC)	W 34-30	9,405
10/1	*@ No. 12 Montana St.	L 28-30	14,127
10/8	* No. 4 Montana	L 10-32	10,273
10/22	*@Sacramento State	W 27-17	4,451
10/29	*@Weber State	L 21-30	7,654
11/5	*Portland State	W 36-34	7,874
11/12	*@Northern Arizona	L 28-42	5,020
11/19	@ No. 7 Cal Poly	L 10-35	6,339
Total			298-304

2006 (2-9, 1-7) Larry Lewis
Cpts: Matt Gutierrez, Pago Togafau, James Drake

9/2	@UNLV	L 10-54	19,943
9/9	Fort Lewis	W 48-12	6,345
9/16	@Idaho	L 24-27	15,162
9/23	*N. Arizona (HC)	L 27-33	10,016
10/7	*@N. Colorado	W 41-13	2,910
10/14	*@Portland State	L 13-34	4,549

10/21	*Montana State	L 35-42	7,773
10/28	*@No. 2 Montana	L 10-23	23,435
11/4	*Sacramento State	L 14-22	6,298
11/11	*@Eastern Washington	L 40-6	3,818
11/18	*Weber State	L 30-27	6,744
Total			255-330



John Zamberlin
2007-10
6-39

2007 (3-8, 2-6) John Zamberlin
Cpts: George Yarno, Ryan Phipps, Terrance Cal-loway, Dan Zeidman

9/8	Southern Oregon	W 37-11	6,056
9/15	@Oregon State	L 61-10	38,491
9/22	*Eastern Washington	L 34-7	6,620
9/29	*@Montana State	L 40-20	14,427
10/6	*Northern Colorado (HC)	W 26-14	7,639
10/13	*@Northern Arizona	L 45-24	9,831
10/20	*Portland State	W 38-20	5,925
10/27	Cal Poly	L 48-28	6,037
11/3	*@Weber State	L 52-37	3,689
11/10	*Montana	L 27-17	8,645
11/17	*@Sacramento State	L 41-30	5,489
Total			271-393

2008 (1-11, 1-7) John Zamberlin
Cpts: Eddie Thompson, Ryan Phipps, Clint Knick-rehm

8/30	@Boise State	L 49-7	32,318
9/6	@Idaho	L 42-27	15,013
9/18	(Thur.) North Dakota	L 38-35	5,922
9/27	*@Eastern Washington	L 45-31	5,549
10/4	*Montana State	L 33-21	6,068
10/11	*@Northern Colorado	L 29-9	4,543
10/18	*Northern Arizona (HC)	L 52-30	6,636
10/25	*@Portland State	L 36-13	7,330
11/1	@Cal Poly	L 49-10	7,014
11/8	*Weber State	L 59-27	5,514
11/15	*@Montana	L 29-10	23,527
11/22	*Sacramento State (OT)	W 36-33	4,814
Total			256-494

2009 (1-10, 1-7) John Zamberlin
Cpts: Jaron Taylor, Sean Rutten, Clint Knickrehm

9/5	@Arizona State	L 50-3	42,588
9/12	@Oklahoma	L 64-0	84,749
9/19	*@Weber State	L 44-17	8,467
9/26	Central Washington	L 33-22	4,980

10/3	*Eastern Washington (HC)	L 38-3	6,003
10/10	*@Sacramento State	L 38-17	9,883
10/17	*Northern Colorado	L 30-7	4,383
10/24	*@Northern Arizona	L 40-12	9,687
10/31	*@Montana State	L 41-10	12,271
11/7	*Montana	L 12-10	6,461
11/14	*Portland State	W 41-34	5,019
Total			142-424

2010 (1-10, 0-8) John Zamberlin
Cpts: Russel Hill, Sean Rutten, A.J. Storms, Chris Holmesly

9/4	Montana Western	W 32-3	4,797
9/11	@ Utah State	L 38-17	18,347
9/18	*@ N. Colorado	L 35-21	5,497
9/25	*Northern Arizona (HC)	L 32-7	6,626
10/2	*@ Portland State	L 38-3	5,025
10/9	*@ Montana	L 47-28	25,568
10/16	*Weber State	L 16-13	5,083
10/30	*@ No. 13 Montana St.	L 23-20 (OT)	5,740
11/6	@ Georgia	L 55-7	92,746
11/13	*Sacramento State	L 45-17	4,694
11/20	* No. 3 at E. Washington	L 34-7	5,781
Total			172-366



Mike Kramer
2011-
2-9

2011 (2-9, 1-7) Mike Kramer
Cpts: Josh Hill, Braeden Clayson, A.J. Storms, Basim Hudeem

9/3	at Washington State	L 64-21	22,034
9/10	Western State	W 44-7	8,002
9/17	*Northern Colorado	W 50-20	6,350
9/24	*at Northern Arizona	L 20-3	9,304
10/1	*Portland State (HC)	L 42-35	8,288
10/8	*Montana	L 33-0	9,124
10/15	*at Weber State	L 3	