

MASTODON



VOLLEYBALL

JANUARY (4-2)

10	CENTRAL STATE	W, 3-1
16	at The Masters (exh.)	Completed
17	at #15 CSUN	L, 0-3
18	at #17 UC San Diego	L, 0-3
23	LIU	W, 3-2
25	LEES-MCRAE	W, 3-0
31	at Saint Francis (Pa.)	W, 3-0

FEBRUARY (2-6)

1	at #19 Harvard	W, 3-0
6	at #8 Ball State •	L, 2-3
10	# 15 OHIO STATE •	L, 0-3
13	QUEENS •	L, 1-3
14	QUEENS •	W, 3-1
20	at #7 Loyola Chicago •	L, 0-3
22	at #13 Lewis •	L, 2-3
28	LINDENWOOD •	L, 1-3

MARCH (2-2)

1	at #16 Ohio State •	L, 2-3
7	THOMAS MORE	W, 3-0
11	MARYVILLE	W, 3-2
14	#8 LOYOLA CHICAGO •	L, 0-3
21	at Quincy •	6 PM
22	at Lindenwood •	3 PM
29	QUINCY •	7 PM

APRIL (0-0)

3	LEWIS •	7 PM
5	BALL STATE •	7 PM
11	at McKendree •	8 PM
12	at McKendree •	5 PM
19	MIVA Quarterfinal	TBA
23	MIVA Semifinal	TBA
26	MIVA Final	TBA

• = MIVA Match

CAPS = Home Matches | All Times Eastern

MIVA PRESEASON POLL

PLACE	TEAM	POINTS (1st)
1.	Ball State	81 (9)
2.	Loyola Chicago	66
3.	Ohio State	60
4.	Lewis	58
5.	McKendree	47
6.	Lindenwood	38
7.	Purdue Fort Wayne	25
8.	Queens	20
9.	Quincy	9

ATHLETIC MEDIA SERVICES

MVB Contact	Eli Jones
E-mail	Joneed02@pfw.edu
Office Phone	(260) 481-0278
Cell Phone	(260) 440-6560
Mailing Address	2101 E. Coliseum Blvd. Fort Wayne, IN 46805-1499

PURDUE FORT WAYNE MASTODONS

8-10, 1-8 MIVA

QUINCY HAWKS

7-11, 1-7 MIVA

LINDENWOOD LIONS

6-11, 3-6 MIVA

GAMES 19-20

QUINCY, ILL. - ST. CHARLES, MO.

MARCH 21 & 22

STATISTICAL COMPARISON

Category	PUR-FW	QU	LU
Overall Record	8-10	7-11	6-11
Kills	808	798	815
Attack Errors	340	328	304
Attack Attempts	1790	1920	1701
Hitting Percentage	.261	.245	.300
Opp. Hitting Percentage	.282	.245	.345
Kills Per Set	11.9	11.6	12.7
Assists	758	750	759
Assists Per Set	11.1	10.9	11.9
Ball Handling Errors	1	12	4
Service Aces	93	103	96
Service Errors	286	263	277
Aces Per Set	1.4	1.5	1.5
Reception Errors	123	89	73
Reception Errors Per Set	1.8	1.3	1.1
Digs	533	610	481
Digs Per Set	7.8	8.8	7.5
Solo Blocks	27	73	41
Block Assists	210	193	129
Block Errors	24	15	26
Total Blocks	132.0	169.5	105.5
Blocks Per Set	1.9	2.5	1.6

KNOW YOUR FOE

• Quincy started the season 7-11 overall, 1-7 in MIVA play. The Hawks' lone conference win came at Queens in their first MIVA contest this season. Middle blocker Relja Milosavljevic leads the nation in blocks per set with 1.25. Aleksandar Sosa leads Quincy in kills per set (3.34). Armaan Dosanjh is the Hawks' primary setter, averaging 9.08 assists per set.

• Lindenwood is 6-11 through the season, going 3-6 in the MIVA. The Lions have picked up wins against Purdue Fort Wayne, Lewis and Quincy. Lindenwood's duo of scorers, Ian Schuller (3.68) and Brendan Louthain (3.25), both average over three kills per set. MIVA Offensive Player of the Week Zach Solomon runs setter for the Lions, averaging 10.29 assists per set.

SERIES HISTORY


• Purdue Fort Wayne holds a 56-8 series lead over Quincy, winning the last eight straight matches. Andrej Polomac notched 28 assists and seven digs in last year's meeting.

• The Mastodons lead the series history 15-12 against Lindenwood. The Lions took the first match of the season, with Logan Muir putting up 20 kills and Andrej Polomac had 38 assists.

LOCKED AND LOGAN

Logan Muir has the second-most kills per set (4.06), services aces per set (0.49) and points per set (4.86) in the MIVA.

PROBABLE STARTERS (SUBJECT TO CHANGE)



MIVA STANDINGS

	MIVA		Overall		
	Conf.	Cpct.	Overall	Pct.	Streak
McKendree	8-1	.889	13-5	.722	W10
Loyola Chicago	7-2	.778	15-2	.882	W2
Ball State	6-3	.667	14-8	.636	W1
Ohio State	6-3	.667	11-8	.579	W5
Lewis	6-4	.600	16-6	.727	L2
Lindenwood	3-6	.333	6-11	.353	W2
Queens	2-6	.250	10-11	.476	L2
Quincy	1-7	.125	7-11	.389	L1
Purdue Fort Wayne	1-8	.111	8-10	.444	L1

PURDUE FORT WAYNE NUMERICAL ROSTER

No.	Name	Ht.	Pos.	Yr.	Major	Hometown	High School / Previous School
1	Andrej Polomac	6' 6"	S	So.	Economics	Gornji Milanovac, Serbia	Gimnazisa Takovski
3	Andrew Mayer	6' 3"	L	So.	Biology	Indianapolis, Ind.	Roncalli
4	Hunter Hopkins	6' 5"	S	Fr.		Blacburn, Victoria, Australia	
5	Casey Lyons	6' 7"	MB	So.	Engineering	Mililani, Hawaii	Iolani School
6	Raul Papaleo Jr.	6' 0"	L	So.	Civil Engineering	Caguas, Puerto Rico	Aliso Niguel
7	Axel Melendez Watts	6' 10"	OH	Sr.	Marketing	Yauco, Puerto Rico	Ernesto Ramos Antonini
13	Peter Soczewka	6' 3"	OH	So.	Business	London, England	Wren Academy
14	Kaden Fosdick	6' 6"	OPP	So.	Education	Middleton, Wis.	Middleton
15	JP Candrian	6' 7"	OH	Fr.	Civil Engineering	Winter Garden, Fla.	Horizon
16	Logan Muir	6' 5"	OPP	So.	Data Science	Mountain View, Calif.	Mountain View
17	Haven Wankerl	6' 3"	MB	Jr.	Business	Cross Plains, Wis.	Middleton / D'Youville
18	Nick Gutka	6' 8"	MB	Fr.	Business	Elk Grove Village, Ill.	James B. Conant
19	KJ Glab	6' 2"	OH	Sr.	Finance	Naperville, Ill.	St. Francis
21	Emmanuel Jurineack	6' 5"	MB	R-So.	Marketing	Clarendon Hills, Ill.	Hinsdale Central
22	Caleb Lipscomb	6' 11"	MB	Sr.	General Studies	Cincinnati, Ohio	Walnut Hills / Thomas More

Head Coach: Donny Gleason

Assistant Coaches: Jake Gleason

Graduate Assistant Coach: Jon Diedrich

PRONUNCIATIONS

No. 1 Andrej Polomac - AHN-dray po-LOW-motts
No. 3 Andrew Mayer - MY-er
No. 6 Raul Papaleo Jr. - paw-puh-LAY-oh
No. 13 Peter Soczewka - so-CHEF-kuh (hard ch sound)
No. 14 Kaden Fosdick - KAY-den FOZ-dick
No. 16 Logan Muir - MYOO-er
No. 17 Haven Wankerl - Wan-Curl
No. 18 Nick Gutka - Gut-Ka
No. 21 Emmanuel Jurineack - JUR-nee-ack (silent i)
Jon Diedrich - DEED-rick

AVCA TOP 25 COACHES POLL

RK	SCHOOL	POINTS	RECORD	LAST
1	Long Beach State	460	18-0	1
2	UCLA	437	14-3	2
3	Southern California	401	16-2	5
4	Hawai'i	392	19-2	3
5	UC Irvine	380	12-4	4
6	BYU	337	13-6	6
7	CSUN	300	14-4	7
8	Loyola Chicago	295	15-2	8
9	Pepperdine	282	12-4	9
10	McKendree	249	13-5	10
11	Stanford	215	7-10	11
12	UC San Diego	209	16-4	13
13	Ball State	192	14-8	12
14	Grand Canyon	165	13-5	15
15	Lewis	159	16-6	14
16	Lincoln Memorial	106	14-1	17
17	Ohio State	100	11-8	16
18	UC Santa Barbara	77	8-10	18
19	Princeton	27	6-9	19-T
20	Penn State	19	5-13	19-T

Others receiving votes and listed on two or more ballots: George Mason 13; Mount Olive 7; **Harvard 4**; NJIT 4

As of March 17, 2025

BOLD - 2025 Opponents

PLAYERS BY ORIGIN

Origin (No.)	Player
Australia (1)	Hunter Hopkins
California (1)	Logan Muir
England (1)	Peter Soczewka
Florida (1)	JP Candrian
Hawaii (1)	Casey Lyons
Illinois (3)	Emmanuel Jurineack
	KJ Glab
	Nick Gutka
Indiana (1)	Andrew Mayer
Ohio (1)	Caleb Lipscomb
Puerto Rico (2)	Axel Melendez Watts
	Raul Papaleo Jr.
Serbia (1)	Andrej Polomac
Wisconsin (2)	Haven Wankerl
	Kaden Fosdick

PLAYERS BY CLASS

Class (No.)	Player
Senior (3)	KJ Glab
	Caleb Lipscomb
	Axel Melendez Watts
Junior (1)	Haven Wankerl
Sophomore (8)	Kaden Fosdick
	Emmanuel Jurineack
	Casey Lyons
	Andrew Mayer
	Logan Muir
	Raul Papaleo Jr.
	Andrej Polomac
	Peter Soczewka
Freshman (3)	JP Candrian
	Nick Gutka
	Hunter Hopkins

2025 STARTING LINEUP COMBINATIONS

Opponent	Result	S	MB	MB	OH	OH	OPP	L
Central State	W, 3-1	Polomac	Lyons	Lipscomb	Melendez Watts	Candrian	Fosdick	Mayer
at CSUN	L, 0-3	Polomac	Lyons	Lipscomb	Melendez Watts	Candrian	Muir	Mayer
at UC San Diego	L, 0-3	Hopkins	Lyons	Lipscomb	Melendez Watts	Candrian	Muir	Mayer
LIU	W, 3-2	Hopkins	Lyons	Lipscomb	Melendez Watts	Candrian	Muir	Mayer
Lees-McRae	W, 3-0	Polomac	Lyons	Lipscomb	Melendez Watts	Candrian	Muir	Mayer
at Saint Francis	W, 3-0	Polomac	Lyons	Lipscomb	Melendez Watts	Candrian	Muir	Mayer
at Harvard	W, 3-0	Polomac	Lyons	Lipscomb	Melendez Watts	Candrian	Muir	Mayer
at Ball State	L, 2-3	Polomac	Lyons	Lipscomb	Melendez Watts	Fosdick	Muir	Mayer
Ohio State	L, 0-3	Polomac	Lyons	Lipscomb	Soczewka	Fosdick	Muir	Mayer
Queens	L, 1-3	Polomac	Lyons	Wankerl	Soczewka	Fosdick	Muir	Mayer
Queens	W, 3-1	Polomac	Lyons	Wankerl	Melendez Watts	Fosdick	Muir	Mayer
at Loyola Chicago	L, 0-3	Polomac	Lyons	Wankerl	Melendez Watts	Candrian	Muir	Mayer
at Lewis	L, 2-3	Polomac	Lyons	Lipscomb	Melendez Watts	Candrian	Muir	Mayer
Lindenwood	L, 1-3	Polomac	Lyons	Lipscomb	Melendez Watts	Candrian	Muir	Mayer
at Ohio State	L, 2-3	Polomac	Lyons	Lipscomb	Melendez Watts	Fosdick	Muir	Mayer
Thomas More	W, 3-0	Polomac	Lyons	Lipscomb	Fosdick	Candrian	Muir	Mayer
Maryville	W, 3-2	Polomac	Lyons	Lipscomb	Fosdick	Candrian	Muir	Mayer
Loyola Chicago	L, 0-3	Polomac	Lyons	Jurineack	Melendez Watts	Candrian	Muir	Mayer
at Quincy								
at Lindenwood								
Quincy								
Lewis								
Ball State								
at McKendree								
at McKendree								

MIVA PLAYERS OF THE WEEK

OFFENSIVE

Date	Player	Pos.	School
Jan. 7	Patrick Rodgers	OH	Ball State
Jan. 14	Daniel Fabikovic	OH	Loyola Chicago
Jan. 21	Parker Van Buren	OH	Loyola Chicago
Jan. 28	Max Roquet	OH	Lewis
Feb. 4	Parker Van Buren	OH	Loyola Chicago
Feb. 11	Parker Van Buren	OH	Loyola Chicago
Feb. 18	Shane Wetzel	OH	Ohio State
Feb. 25	Nate Flayter	S	McKendree
Mar. 4	Sam Hoskin	OH	McKendree
Mar. 11	Ryan McElligott	S	Loyola Chicago
Mar. 18	Zach Solomon	S	Lindenwood
Mar. 25			
Apr. 1			
Apr. 8			
Apr. 15			

DEFENSIVE

Date	Player	Pos.	School
Jan. 7	Thomas Leahey	MB	Ohio State
Jan. 14	Lincoln Geist	L	Lindenwood
Jan. 21	Nico Paula	L	Lewis
Jan. 28	JP Candrian	OH	Purdue Fort Wayne
Feb. 4	Nate Flayter	S	McKendree
Feb. 11	Nico Paula	L	Lewis
Feb. 18	Yadiel Diaz	L	McKendree
Feb. 25	Nico Paula	L	Lewis
Mar. 4	D'Aaron McCraney	MB	McKendree
Mar. 11	Nico Paula	L	Lewis
Mar. 18	Nicodemus Meyer	MB	Loyola Chicago
Mar. 25			
Apr. 1			
Apr. 8			
Apr. 15			

AROUND THE MIVA

FRIDAY, MARCH 21

Purdue Fort Wayne at Quincy 6 PM

SATURDAY, MARCH 22

Ball State at Queens 2 PM
 Purdue Fort Wayne at Lindenwood 2 PM
 Ohio State at Lewis 6 PM
 Loyola Chicago vs. CSUN 6 PM
 McKendree at Quincy 6 PM

THURSDAY, MARCH 27

McKendree at Ohio State 7 PM
 Queens at Lewis 8 PM
 Lindenwood at Loyola Chicago 8 PM

FRIDAY, MARCH 28

Quincy at Ball State 7 PM
 Lindenwood at Loyola Chicago 8 PM

SATURDAY, MARCH 29

Queens at Lewis 2 PM
 McKendree at Ball State 5 PM
 Quincy at Purdue Fort Wayne 7 PM

TUESDAY, APRIL 1

Quincy at Rockhurst 7 PM

WEDNESDAY, APRIL 2

McKendree at Missouri S&T 8 PM

THURSDAY, APRIL 3

Loyola Chicago at Queens 6 PM
 Lewis at Purdue Fort Wayne 7 PM
 Ball State at Ohio State 7 PM

FRIDAY, APRIL 4

Lindenwood at Quincy 8 PM

WHY MASTODONS?

It all started about 10,000 years ago...

That's when mastodons roamed the southern Great Lakes region of North America. These stocky versions of modern elephants reached heights of about ten feet at the shoulder, with tusks that curved upward that were six feet or more in length. Mastodons were browsers who fed mostly on leaves and twigs from small trees and shrubs. One such mastodon found its final resting place about two miles south of Angola, Indiana, on land that would eventually become part of Orsie Routsong's farm. In the fall of 1968, Routsong decided to expand a small pond on his property. An excavator was hired and instructed to pile the excavated material around the edge of the pond. Several days after the excavation was finished a heavy rain storm pounded the piles of dirt.

The next day, a young neighbor boy of Routsong's discovered a large bone in one of the dirt piles. Routsong knew it was something out of the ordinary, so he called Jack Sunderman, chair of the Geology Department, to identify the bone, and to ask for advice on what to do with it. Sunderman says his first question was, "How big is the bone?" with Routsong's answer being "pretty big, maybe 3 or 4 feet long."

When Sunderman got to the farm, he identified the bone as a leg bone of a mastodon. He told Routsong a skeleton like this would have scientific and instructional value if a large portion of it could be located. Routsong agreed, and also agreed to have the Geology Department do the excavation. Sunderman got two more faculty members, Geoffrey Matthews and Bernd Erdtmann, and several geology students to help in the project.

After all the mastodon bones were collected, cleaned and preserved, Routsong agreed to have the adult mastodon skeleton placed on permanent display at Purdue Fort Wayne; the skull of a nearby baby mastodon is now on loan to Science Central.

In the spring of 1970, The Communicator (student newspaper) began a drive to come up with a mascot for Purdue Fort Wayne (then IPFW). Some of the suggested choices included the Boiler-Hoosiers, Warhawks, Marauders, Frontiersmen, Pioneers, Elves and Hobbits. Those names and others came from student suggestions. Steve Pettyjohn, who served as the student body president in 1968-69, wrote a letter to the editor about the school mascot. In his letter, Pettyjohn extolled the virtues of choosing the mastodon as IPFW's mascot: "It sounds different, strange - that's exactly why. It's different and yes, even strange. For God's Sakes, let's have the courage to be a little different."

In the meantime, former Indiana Congressman Mark Souder, who served as student body president in 1969-70, recalls being lobbied by the Geology Club to choose the mastodon.

According to Nusbaumer, "Souder appointed a committee in student government to select a name although he was lobbying hard for the mastodon." After some discussion on the subject, Souder says a vote was taken by the committee and the mastodon came out the winner. Souder finished his recollection with these thoughts. "History shows that the advocacy of the geology club was correct. The fast, decisive action of the elected student government—though it did not please everyone and was not a precedent that the University desired to see—has also been upheld by history as Purdue Fort Wayne regularly scores high in any list of unique university nicknames; even in this era when everybody strives to be different. We did it decades ago."

PURDUE FORT WAYNE REFERENCES

As a part of university changes on July 1, 2018, we respectfully ask to refer to any athletic-related subjects as "Purdue Fort Wayne" or the "Purdue Fort Wayne Mastodons." PLEASE DO NOT IN ANY CONTEXT refer to any team as "IPFW" or "Indiana University - Purdue University Fort Wayne" as it no longer exists. Please DO NOT use "Lady 'Dons" when referring to women's teams. Although we are officially the Mastodons, using 'Dons on second reference is also acceptable.

PURDUE FORT WAYNE AT A GLANCE

UNIVERSITY INFORMATION

Address	2101 E. Coliseum Blvd.
City/Zip	Fort Wayne, Ind. / 46805
Founded	1964
Enrollment	6,289
Nickname	Mastodons
Colors	Gold and Black
Affiliation	NCAA Division I
Conference	MIVA
Chancellor	Ronald Elsenbaumer
Athletic Director	Kelley Hartley Hutton

COACHING STAFF

Head Coach	Donny Gleason (1st season)
Alma Mater	Rochester '11
Assistant Coach	Jake Gleason (1st season)
Alma Mater	Nazareth '18
Graduate Assistant Coach	Jon Diedrich (1st season)
Alma Mater	Purdue Fort Wayne '24

2025 SEASON IN REVIEW

Overall Record	8-10
Home	6-4
Away	1-5
Neutral	1-1
MIVA Record	1-8
MIVA Home	1-4
MIVA Away	0-4

HISTORY

First Year of Volleyball	1981
First Year of NCAA Division I Volleyball	1981
First Year in the MIVA	1981
All-Time Record	696-550-1
All-Time MIVA Record	279-255
NCAA Tournament Appearances	6
All-time NCAA Tournament Record	2-8
Last NCAA Tournament Appearance	2007
Result	L, 3-1 vs. UC Irvine, NCAA Final
First Varsity Match	2/6/1981 vs. Cincinnati; L, 2-0
500th Match	3/22/1997 vs. Pepperdine; L, 3-2
750th Match	2/2/2007 vs. No. 12 Loyola Chicago; W, 3-2
1,000th Match	1/15/2016 vs. Sacred Heart; W, 3-1
First Program Win	2/18/1981 vs. Fort Wayne Bible; W, 2-1
500th Program Win	3/14/2014 vs. Lees-McRae; W, 3-0

PURDUE FORT WAYNE HEAD COACHES

	Career Record (Years)	Pct.
Arnie Ball	575-421-1 (35)	.575
Ryan "Rock" Perrotte	113-119 (9)	.487
Donny Gleason	8-10 (1)	.444
TOTALS	696-550-1 (53)	.559

NCAA STATISTICS

Statistic	National Rank	Conference Rank	Value	National Leader	Value	Conference Leader	Value
Aces Per Set (50 ranked)	30	6	1.37	Long Beach St.	2.59	Loyola Chicago	1.91
Assists Per Set (49 ranked)	25	7	11.15	Southern California	12.76	Loyola Chicago	12.25
Blocks Per Set (50 ranked)	37	6	1.941	Southern California	2.905	Loyola Chicago	2.516
Digs Per Set (50 ranked)	50	7	7.84	Erskine	10.95	McKendree	10.67
Hitting Percentage (50 ranked)	28	8	0.261	Long Beach St.	0.410	Loyola Chicago	0.355
Kills Per Set (50 ranked)	29	7	11.88	Southern California	13.73	Loyola Chicago	13.05
Match W-L Pctg. (50 ranked)	35	7	0.444	Long Beach St.	1.000	Loyola Chicago	0.882
Opponent Hitting Percentage (50 ranked)				Lincoln Memorial	0.159	Loyola Chicago	0.212
Team Attacks Per Set (50 ranked)	39	6	26.32	North Greenville	30.80	McKendree	29.44

Statistic	Player	National Rank	Conference Rank	Value	National Leader	Value	Conference Leader	Value
Aces Per Set (100 ranked)	Logan Muir Andrej Polomac	14 66	2 13	0.492 0.317	Moni Nikolov, Long Beach St.	1.121	Parker Van Buren, Loyola Chicago	0.552
Assists Per Set (50 ranked)	Andrej Polomac	33	9	8.80	Caleb Blanchette, Southern California	11.41	Ryan McElligott, Loyola Chicago	10.89
Attacks Per Set (100 ranked)	Logan Muir Axel Melendez Watts	28 65	4 15	7.89 6.93	Alendy Sincoul, LeMoyn-Owen	10.69	Parker Van Buren, Loyola Chicago	8.52
Blocks Per Set (100 ranked)	Caleb Lipscomb Casey Lyons	45 74	6 10	0.889 0.742	Relja Milosavljevic, Quincy	1.246	Relja Milosavljevic, Quincy	1.246
Digs Per Set (100 ranked)	Andrew Mayer	76	10	1.65	Luca Colombo, Mount Olive	3.10	Nico Paula, Lewis	2.65
Hitting Percentage (100 ranked)	Logan Muir Axel Melendez Watts JP Candrian	43 51 100	7 10 18	0.300 0.291 0.229	Matthew Gentry, Lincoln Memorial	0.575	Parker Van Buren, Loyola Chicago	0.401
Kills Per Set (100 ranked)	Logan Muir Axel Melendez Watts	9 57	2 12	4.06 3.09	Deklan Wingo, Tusculum	4.93	Parker Van Buren, Loyola Chicago	4.29
Points Per Set (100 ranked)	Logan Muir Axel Melendez Watts	9 64	2 15	4.86 3.53	Deklan Wingo, Tusculum	5.55	Parker Van Buren, Loyola Chicago	5.21
Triple Doubles (0 ranked)								

PURDUE FORT WAYNE MATCH HIGHS AND RECORDS

2024 INDIVIDUAL MATCH HIGHS

Hitting Pct. (min. 12 kills)	.667	Axel Melendez Watts	Thomas More (1/25)
Kills (3 sets)	17	Logan Muir	Thomas More (3/7)
Kills (4 sets)	25	Logan Muir	Queens (2/14)
Kills (5 sets)	26	Axel Melendez Watts	LIU (1/23)
Attempts (3 sets)	30	Logan Muir	Thomas More (3/7)
Attempts (4 sets)	46	Logan Muir	Queens (2/13)/Queens (2/14)
Attempts (5 sets)	47	Axel Melendez Watts	LIU (1/23)
Points (3 sets)	22.0	Logan Muir	Thomas More (3/7)
Points (4 sets)	28.0	Logan Muir	Queens (2/14)
Points (5 sets)	29.0	Axel Melendez Watts	LIU (1/23)
Assists (3 sets)	36	Andrej Polomac	No. 19 Harvard (2/1)
Assists (4 sets)	46	Andrej Polomac	Queens (2/14)
Assists (5 sets)	59	Hunter Hopkins	LIU (1/23)
Digs (3 sets)	8	four times	
Digs (4 sets)	11	Polomac / Hopkins	Central State / Queens
Digs (5 sets)	16	JP Candrian	LIU (1/23)
Aces (3 sets)	5	Logan Muir	Thomas More (3/7)
Aces (4 sets)	3	Polomac / Fosdick	Central State/Queens
Aces (5 sets)	4	Muir/Melendez Watts	Ball State/Lewis/Maryville
Blocks (3 sets)	5	Casey Lyons	No. 15 Ohio State (2/10)
Blocks (4 sets)	9	Haven Wankler	Queens (2/14)
Blocks (5 sets)	7	Caleb Lipscomb	LIU (1/23)

2024 TEAM MATCH HIGHS

Hitting Pct.	.453	Lees-McRae (1/25)
Kills (3 sets)	49	Thomas More (3/7)
Kills (4 sets)	57	Queens (2/13) / Queens (2/14)
Kills (5 sets)	68	Maryville (3/11)
Attempts (3 sets)	86	No. 7 Loyola Chicago (2/20)
Attempts (4 sets)	137	Queens (2/14)
Attempts (5 sets)	140	LIU (1/23)
Points (3 sets)	55.0	Thomas More (3/7)
Points (4 sets)	75.0	Queens (2/14)
Points (5 sets)	86.0	Maryville (3/11)
Assists (3 sets)	43	Thomas More (3/7)
Assists (4 sets)	53	Queens (2/13) / Queens (2/14)
Assists (5 sets)	64	LIU (1/23)
Digs (3 sets)	26	No. 19 Harvard (2/1)
Digs (4 sets)	42	Queens (2/13)
Digs (5 sets)	53	LIU (1/23)
Aces (3 sets)	12	Lees-McRae (1/25)
Aces (4 sets)	5	Queens (2/14)
Aces (5 sets)	9	No. 8 Ball State (2/6)
Blocks (3 sets)	9	No. 15 Ohio State (2/10)
Blocks (4 sets)	13	Quens (2/14)
Blocks (5 sets)	12	LIU (1/23)

PURDUE FORT WAYNE SINGLE-MATCH RECORDS

Hitting Pct. (min. 20 att.)	.850 (17-0-20)	Ryan Perrotte at Ohio State (April 2, 1999)	Team Hitting Pct.	.667 (25-1-36)	vs. American (March 13, 1999)
Kills	51	Hector Soto at Lewis (March 3, 1999)	Team Kills	124	at Ball State (April 10, 1993)
Attempts	92	Hector Soto at Lewis (March 3, 1999)	Team Attempts	264	at Ohio State (April 24, 1993)
Points	54.0	Hector Soto at Lewis (March 3, 1999)	Team Assists	119	at Ball State (April 10, 1993)
Assists	106	Lloy Ball at Ball State (April 10, 1993)	Team Digs	88	at Ball State (March 14, 1990)
		Raul Papaleo at Ball State (March 14, 1990)	Team Aces	16	at Thomas More (Feb. 8, 1997)
Digs	23	Mike Morici at Quincy (Feb. 5, 2005)	Team Block Solo	26	Ohio State (Jan. 27, 1990)
Aces	9	Dennis Santiago vs. Mercyhurst (Feb. 21, 2003)	Team Block Assists	48	at American (March 12, 1998)
		Ben Duckworth vs. P.R.-Rio Piedras (Jan. 9, 2009)	Team Total Blocks	33.0	Ohio State (Jan. 27, 1990)
Block Solo	9	Lloy Ball at Lewis (March 18, 1994)			
Block Assists	18	Felipe Ralat at Loyola Marymount (March 7, 1994)			
Total Blocks	18	Felipe Ralat at Loyola Marymount (March 7, 1994)			

PURDUE FORT WAYNE SINGLE-SEASON RECORDS

Hitting Pct. (min. 100 att.)	.514 (64-8-109)	Mike Daiga (1997)	Team Hitting Pct.	.343 (2043-679-3979)	2000
Kills	705	Hector Soto (2000)	Team Kills	2525	1992
Attempts	1410	Fred Malcolm (1990)	Team Attempts	5155	1992
Points	797.5	Fred Malcolm (1990)	Team Points	3221.5	1992
Assists	2030	Lloy Ball (1992)	Team Assists	2229	1992
Digs	292	Shaun Dryden (2010)	Team Digs	1315	1988
Aces	55	Lloy Ball (1994)	Team Aces	234	1984
Block Solo	113	Ted Owen (1987)	Team Block Solo	428	1990
Block Assists	156	Josh Stewart (2007)	Team Block Assists	757	1992
Total Blocks	173	Josh Stewart (2007)	Team Total Blocks	540.5	1990

PURDUE FORT WAYNE CAREER RECORDS

ALL-TIME			RALLY SCORING ERA		
Hitting Pct. (min. 500 att.)	.423 (896-182-1693)	Josh Stewart (2005-08)	Hitting Pct. (min. 500 att.)	.423 (896-182-1693)	Josh Stewart (2005-08)
Kills	2139	Hector Soto (1997-00)	Kills	1703	Matt Zbyszewski (2001-05)
Attempts	4145	Hector Soto (1997-00)	Attempts	3638	Matt Zbyszewski (2001-05)
Points	2369.0	Jay Golsteyn (1986-89)	Points	2013.0	Matt Zbyszewski (2001-05)
Assists	6522	Lloy Ball (1991-94)	Assists	3823	Omar Rivera (2015-18)
Digs	965	Luis Bertran (2013-16)	Digs	965	Luis Bertran (2013-16)
Aces	163	Lloy Ball (1991-94)	Aces	147	Brock Ullrich (2005-08)
Block Solo	365	Ted Owen (1984-87)	Block Solo	90	Serdar Sikça (2003-06)
Block Assists	518	Josh Stewart (2005-08)	Block Assists	518	Josh Stewart (2005-08)
Total Blocks	596	Serdar Sikça (2003-06)	Total Blocks	596	Serdar Sikça (2003-06)

THE LAST TIME PURDUE FORT WAYNE...

Team

IN THE RANKINGS

Was Ranked No. 19, Apr. 8, 2024
Played a Ranked Team..... vs. No. 8 Loyola Chicago, March 14, 2025 (L, 3-0)
Defeated a Ranked Team at No. 19 Harvard, Feb. 1, 2025 (W, 3-0)
 Played a Top 5 Team No. 4 Hawaii, Jan. 26, 2024 (L, 3-0)
 Defeated a Top 5 Team at No. 3 UC Irvine, March 7, 2018 (W, 3-2)
Played a Top 10 Team vs. No. 8 Loyola Chicago, March 14, 2025 (L, 3-0)
 Defeated a Top 10 Team No. 8 Ohio State, March 16, 2024 (W, 3-0)

CONSECUTIVE MATCH STREAKS

Won 5 Consecutive Matches Jan. 13 - Feb. 8, 2023 (8 straight)
 Won 10 Consecutive Matches..... March 31 - May 3, 2007 (10 straight)
 Won 15+ Consecutive Matches..... Feb. 4 - April 1, 2006 (16 straight)*
*Longest winning streak in program history
 Lost 5 Consecutive Matches..... March 4 - March 17, 2023 (5 straight)
 Lost 10+ Consecutive Matches..... Feb. 25 - April 8, 2017 (10 straight)*
*Longest losing streak in program history

BY SET

Won a 3-set match vs. Thomas More, March 7, 2025
Lost a 3-set match vs. No. 8 Loyola Chicago, March 14, 2025
Won a 4-set match vs. Queens, Feb. 14, 2025
Lost a 4-set match vs. Lindenwood, Feb. 28, 2025
Won a 5-set match vs. Maryville, March 11, 2025
Lost a 5-set match at No. 16 Ohio State, March 1, 2025
Won an extended set..... at No. 13 Lewis, Feb. 22, 2025 (2nd set, 27-25)
Lost an extended set at No. 16 Ohio State, March 1, 2025 (4th set, 27-25)
Won an extended 5th set vs. Maryville, March 11, 2025 (5th set, 16-14)
 Lost an extended 5th set George Mason, Jan. 20, 2022 (16-14)

KILLS

80+84, at Lewis, Feb. 10, 2001
 70-79 72, vs. No. 12 Ball State, March 23, 2024
60-69.....68, vs. Maryville, March 11, 2025
 Opponent had 80+ 81, at Loyola Chicago, April 18, 2008

HITTING

Hit ≥ .700 in a set786 (2nd set), vs. Lees-McRae, Jan. 25, 2025
Hit ≥ .400 in a match453, vs. Lees-McRae, Jan. 25, 2025
Opponent hit ≥ .400 in a match . .524, vs. No. 8 Loyola Chicago, March 14, 2025
Opponent hit ≤ .050 in a match..... .000, vs. Lees-McRae, Jan. 25, 2025
Opponent hit ≤ .000 in a match000, vs. Lees-McRae, Jan. 25, 2025

ASSISTS

80+ 101, No. 10 Lewis, April 28, 2000
 70-79 70, No. 12 Ball State, March 23, 2024
60-69.....63, vs. Maryville, March 11, 2025
 Opponent had 70+ 71, at No. 13 Ohio State, March 6, 2010

ACES

10+ 12, vs. Lees-McRae, Jan. 25, 2025
5-98, vs. Maryville, March 11, 2025
Opponent had 10+ 12, at No. 13 Lewis, Feb. 22, 2025

DIGS

80+80, Loyola Chicago, Feb. 7, 1998
 70-7972, Ball State, Jan. 31, 2014
 60-6962, at No. 13 McKendree, April 10, 2021
 Opponent had 60+ 63, No. 13 McKendree, April 10, 2021

BLOCKS

15+ 17.5 McKendree, March 23, 2023
10-14.....10, vs. Maryville, March 11, 2025
Opponent had 15+ 18, at No. 13 Lewis, Feb. 22, 202

Individual

DOUBLE-DOUBLE

Kills-Digs JP Candrian (15k, 10d), vs. Maryville, March 11, 2025
 Kills-Blocks Ramon Burgos (23k-10b), at Grand Canyon, April 18, 2015
 Assists-Kills..... Dennis Santiago (10k-52a-11d), Concordia, Jan. 12, 2002
Assists-Digs Andrej Polomac (41a-10d), at No. 13 Lewis, Feb. 22, 2025
 Assists-Blocks Mike Randolph (51a-10b), Rutgers-Newark, April 15, 2005
 Digs-Blocks Lloy Ball (17d, 10b), at Ohio State, April 24, 1993
 In Back-to-Back Matches..... Michael Keegan (3 straight)
 No. 11 Ball State, March 14, 2018 (48a-12d)
 at No. 11 Ball State, March 17, 2018 (26a-14d)
 at No. 10 Lewis, March 22, 2018 (24a-13d)

TRIPLE-DOUBLE

Kills-Assists-Digs Dennis Santiago (10k-52a-11d), Concordia, Jan. 12, 2002
 Kills-Digs-Blocks..... Ryan Perrotte (10k, 17d, 10b), USC, March 20, 1999
 Assists-Digs-Blocks..... Lloy Ball (14k, 17d, 10b), at Ohio State, April 24, 1993

QUADRUPLE-DOUBLE

Kills-Assists-Digs-Blocks Lloy Ball (14k, 98a, 17d, 10b), at Ohio State, April 24, 1993*
*Only quadruple-double in program history

KILLS

30+37, Jon Diedrich, vs. No. 12 Ball State, March 23, 2024
25-29..... 25, Logan Muir, vs. Queens, Feb. 14, 2025
20-24..... 21, Logan Muir, vs. Maryville, March 11, 2025
 Two players with 20+ No. 14 Lewis, Apr. 4, 2024
 Mark Frazier (24) and Jon Diedrich (23)

DOUBLE-DIGIT KILLS

3 players vs. Maryville, March 11, 2025
..... Logan Muir (21), Axel Melendez Watts (18) and JP Candrian (15)
 4 players..... McKendree, Feb. 26, 2022
 Vicente Ibarra (22), Rico Wardlow (12)
 Jon Diedrich (12) and Zach Solomon (12)
 5 or more players..... at Lewis, April 5, 2007
 C.J. Macias (15), Brock Ullrich (14), Josh Stewart (12)
 Vitor Oliveira (11) and Jason Yhost (11)

HITTING (MIN. 10 ATTEMPTS)

Hit ≥ .800818 (9-0-11), Carlos Mercado, at Lewis, April 15, 2023
 Hit ≥ .700818 (9-0-11), Carlos Mercado, at Lewis, April 15, 2023
Hit ≥ .600667 (9-1-12), Haven Wankerl, vs. Queens, Feb. 13, 2025

ACES

9+ 9, Ben Duckworth, P.R. Rio Piedras, Jan. 9, 2009*
*Tied individual record with Dennis Santiago (Mercyhurst, Feb. 21, 2003)
 7-87, Omar Rivera, Belmont Abbey, March 8, 2014
5-6.....5, Logan Muir, vs. Maryville, March 11, 2025

DIGS

20+20, Troy Gooch, No. 7 Ball State, April 9, 2022
15-19..... 16, JP Candrian, vs. LIU, Jan. 23, 2025
 Two players with 20+ Carthage, March 24, 2012
 JW Kieckhefer (21) and Eddie Rivera (20)

DOUBLE-DIGIT DIGS

3 players vs. LIU, Jan. 23, 2025
..... JP Candrian (16), Hunter Hopkins (13), and Andrew Mayer (11)
 4 players..... at Quincy, Feb. 25, 2017
 Scott McNerney (12), Michael Keegan (10)
 Alex Dickmann (10) and Pelegrin Vargas (10)
 5 or more players Ball State, Jan. 31, 2014
 Luis Bertran (16), Elon Fyfield (13), Omar Rivera (12)
 Eddie Rivera (12), Andrew Sellan (10)

BLOCKS

14+14, Corey Frain, Sacred Heart, March 5, 2011
 10-13 10, Richie Diedrich, Ball State, Feb. 21, 2020
8-9 9, Haven Wankerl, vs. Queens, Feb. 14, 2025

HEAD COACH DONNY GLEASON



BIOGRAPHY

Donny Gleason was hired as the Purdue Fort Wayne men's volleyball head coach on June 20, 2024.

Gleason is a graduate of Rochester Institute of Technology where he earned a bachelor's degree in industrial and systems engineering and later his master's degree in 2011. In addition, he holds certification as a strength and conditioning specialist from the National Strength and Conditioning Association.

AT DAEMEN

As Head Coach (2019-2024)

- Named first head coach in program history
- Led the Wildcats to first Northeast Conference title in 2024
- Received the first AVCA Top 20 Coaches Poll ranking in program history in 2024 (No. 20)
- Career record of 81-43 (.653)

AT DAEMEN (WOMEN)

As Assistant Coach (2016-2019)

- Overall record of 73-47 (.608) and East Coast Conference record of 38-14 (.731) while on staff
- Led the Wildcats to three East Coast Conference tournament appearances and two NCAA Tournament berths

OTHER EXPERIENCE

- Stony Brook Women's Volleyball Assistant Coach (2015)
- Buffalo Women's Volleyball Assistant Coach (2014)
- Yale Women's Volleyball Assistant Coach (2012-13)
- Stony Brook Women's Volleyball Assistant Coach (2015)
- Medialle Women's Volleyball Assistant Coach (2011)

AS ASSISTANT COACH...

Year	School	Overall	Pct.	Conf.	Finish
2011	Medaille	13-15	.464	7-2	N/A
2012	Yale (Women)	18-6	.750	14-0	Ivy League Champions
2013	Yale (Women)	20-5	.800	13-1	Ivy League Champions
2014	Buffalo (Women)	17-15	.531	6-10	MAC First Round
2015	Stony Brook	12-19	.387	6-6	America East Semifinal
2016	Daemen (Women)	25-8	.758	13-1	NCAA Third Round
2017	Daemen (Women)	11-16	.407	7-7	N/A
2018	Daemen (Women)	21-11	.656	13-1	ECC Champion
2019	Daemen (Women)	16-12	.571	5-5	ECC First Round
Totals		153-107	.589	84-33	

AS HEAD COACH...

Year	School	Overall	Pct.	Conf.	Finish
2019	Daemen	16-12	.571	5-5	IVA Semifinals
2020	Daemen	12-7	.632	0-0	N/A
2021	Daemen	10-0	1.000	0-0	N/A
2022	Daemen	16-6	.727	0-0	IVA Championship
2023	Daemen	17-7	.708	11-3	NEC Semifinal
2024	Daemen	20-6	.769	9-3	NEC Champions
2025	Purdue Fort Wayne	8-10	.44	1-8	
Totals		99-48	.674	26-19	



2024-25 Purdue Fort Wayne Men's Volleyball Combined Team Statistics All games

Game Records

Overall	Conference	Home	Away	Neutral
8 - 10	1 - 8	6 - 4	1 - 5	1 - 1

Team Box Score

#	Player	SP	Attack					Set		Serve			Dig		Blocking					PTS		
			K	K/S	E	TA	PCT	A	A/S	SA	SE	SA/S	RE	DIG	DIG/S	BS	BA	TOT/S	BLK/S		BE	BHE
1	Polomac, Andrej	60	30	0.50	17	72	.181	528	8.80	19	49	0.32	0	79	1.32	3	25	28	0.47	3	0	64.5
3	Mayer, Andrew	68	2	0.03	0	3	.667	26	0.38	0	0	0.00	28	112	1.65	0	0	0	0.00	0	0	2.0
4	Hopkins, Hunter	15	0	0.00	1	5	-.200	126	8.40	0	3	0.00	0	30	2.00	0	6	6	0.40	0	0	3.0
5	Lyons, Casey	66	87	1.32	21	167	.395	2	0.03	5	9	0.08	1	21	0.32	6	43	49	0.74	8	0	119.5
6	Papaleo Jr., Raul	19	0	0.00	0	3	.000	0	0.00	1	8	0.05	0	5	0.26	0	0	0	0.00	0	0	1.0
7	Melendez Watts, Axel	57	176	3.09	61	395	.291	22	0.39	12	38	0.21	22	74	1.30	3	20	23	0.40	0	0	201.0
13	Soczewka, Peter	18	11	0.61	8	35	.086	5	0.28	3	13	0.17	3	10	0.56	0	2	2	0.11	0	0	15.0
14	Fosdick, Kaden	49	61	1.24	48	168	.077	14	0.29	9	27	0.18	16	29	0.59	1	13	14	0.29	3	0	77.5
15	Candrian, JP	52	108	2.08	44	279	.229	22	0.42	3	24	0.06	18	75	1.44	0	16	16	0.31	0	1	119.0
16	Muir, Logan	63	256	4.06	107	497	.300	9	0.14	31	66	0.49	14	76	1.21	4	30	34	0.54	5	0	306.0
17	Wankerl, Haven	16	18	1.13	7	34	.324	3	0.19	4	12	0.25	0	6	0.38	1	14	15	0.94	1	0	30.0
21	Jurineack, Emmanuel	7	5	0.71	2	9	.333	0	0.00	0	5	0.00	0	2	0.29	0	2	2	0.29	1	0	6.0
22	Lipscomb, Caleb	54	54	1.00	24	123	.244	1	0.02	6	32	0.11	1	14	0.26	9	39	48	0.89	3	0	88.5
PURDUE FORT WAYNE		68	808	11.88	340	1790	.261	758	11.15	93	286	1.37	123	533	7.84	27	210	132	1.94	24	1	1,033.0
Opponents		68	762	11.21	285	1689	.282	712	10.47	123	272	1.81	93	507	7.46	23	273	159.5	2.35	32	3	1,044.5

Team statistics

	PUR-FW	OPP
ATTACK		
Kills	808	762
Errors	340	285
Total Attacks	1790	1689
Attack Pct	.261	.282
Kills/Set	11.88	11.21
SET		
Assists	758	712
Attempts	1736	1658
Assist Pct	.437	.429
Assists/Set	11.15	10.47
SERVE		
Aces	93	123
Errors	286	272
Attempts	1482	1520
Serve Pct	.807	.821
Aces/Set	1.37	1.81
SERVE RECEPTIONS		
Errors	123	93
Errors/Set	1.81	1.37
Attempts	1248	1196
Reception Pct	.901	.999
DEFENSE		
Digs	533	507
Digs/Set	7.84	7.46
BLOCKING		
Block solo	27	23
Block Assist	210	273
Total Blocks	132	159.5
Blocks/Set	1.94	2.35
Block Errors	24	32
Ball handling errors	1	3
ATTENDANCE		
Total	3550	3055
Dates/Avg Per Date	10/355	6/509
Neutral Site #/Avg	2/108	-
Current win streak	0	-
Home win streak	0	-

Team Results

Date	Opponent	Score	Score-by-set	Att.
01/10/2025	Central St. (OH)	W 3-1	25-18,23-25,25-14,25-20	225
01/17/2025	at CSUN	L 0-3	15-25,20-25,25-27	322
01/18/2025	vs UC San Diego	L 0-3	23-25,21-25,18-25	115
01/23/2025	LIU	W 3-2	22-25,25-19,23-25,31-29,17-15	315
01/25/2025	Lees-McRae	W 3-0	25-17,25-11,25-16	354
01/31/2025	vs Saint Francis	W 3-0	31-29,25-22,25-19	100
02/01/2025	at Harvard	W 3-0	25-23,25-22,30-28	0
* 02/06/2025	at Ball St.	L 2-3	23-25,25-23,25-23,20-25,13-15	920
* 02/10/2025	Ohio St.	L 0-3	19-25,24-26,21-25	547
* 02/13/2025	Queens (NC)	L 1-3	19-25,25-20,22-25,25-27	285
* 02/14/2025	Queens (NC)	W 3-1	21-25,26-24,25-23,25-21	288
* 02/20/2025	at Loyola Chicago	L 0-3	19-25,23-25,17-25	384
* 02/22/2025	at Lewis	L 2-3	25-23,27-25,16-25,10-25,7-15	700
* 02/28/2025	Lindenwood	L 1-3	16-25,25-12,18-25,24-26	465
* 03/01/2025	at Ohio St.	L 2-3	25-23,16-25,25-13,25-27,6-15	729
03/07/2025	Thomas More	W 3-0	25-23,25-22,25-16	392
03/11/2025	Maryville (MO)	W 3-2	20-25,25-19,25-17,23-25,16-14	183
* 03/14/2025	Loyola Chicago	L 0-3	15-25,14-25,12-25	496



2024-25 Purdue Fort Wayne Men's Volleyball Combined Team Statistics In Conference games

Game Records

Overall	Conference	Home	Away	Neutral
1 - 8	1 - 8	1 - 4	0 - 4	0 - 0

Team Box Score

##	Player	SP	Attack				Set		Serve			Dig		Blocking				PTS				
			K	K/S	E	TA	PCT	A	A/S	SA	SE	SA/S	RE	DIG	DIG/S	BS	BA		TOT/S	BLK/S	BE	BHE
1	Polomac, Andrej	36	19	0.53	9	45	.222	302	8.39	7	29	0.19	0	53	1.47	2	16	18	0.50	2	0	36.0
3	Mayer, Andrew	36	1	0.03	0	2	.500	12	0.33	0	0	0.00	14	57	1.58	0	0	0	0.00	0	0	1.0
4	Hopkins, Hunter	5	0	0.00	0	2	.000	29	5.80	0	0	0.00	0	12	2.40	0	1	1	0.20	0	0	0.5
5	Lyons, Casey	35	44	1.26	13	100	.310	1	0.03	2	6	0.06	1	13	0.37	6	23	29	0.83	4	0	63.5
6	Papaleo Jr., Raul	9	0	0.00	0	0	.000	0	0.00	0	4	0.00	0	2	0.22	0	0	0	0.00	0	0	0.0
7	Melendez Watts, Axel	29	63	2.17	30	176	.188	9	0.31	2	17	0.07	10	34	1.17	2	11	13	0.45	0	0	72.5
13	Soczewka, Peter	10	9	0.90	6	28	.107	3	0.30	1	7	0.10	3	7	0.70	0	1	1	0.10	0	0	10.5
14	Fosdick, Kaden	29	43	1.48	31	112	.107	7	0.24	7	16	0.24	14	15	0.52	1	10	11	0.38	3	0	56.0
15	Candrian, JP	22	29	1.32	19	99	.101	9	0.41	0	3	0.00	4	24	1.09	0	4	4	0.18	0	0	31.0
16	Muir, Logan	36	152	4.22	70	312	.263	4	0.11	15	34	0.42	9	42	1.17	2	16	18	0.50	1	0	177.0
17	Wankerl, Haven	12	16	1.33	5	30	.367	2	0.17	1	9	0.08	0	4	0.33	1	12	13	1.08	0	0	24.0
21	Jurineack, Emmanuel	3	2	0.67	2	5	.000	0	0.00	0	2	0.00	0	1	0.33	0	2	2	0.67	1	0	3.0
22	Lipscomb, Caleb	26	25	0.96	11	59	.237	1	0.04	1	10	0.04	0	7	0.27	2	16	18	0.69	0	0	36.0
PURDUE FORT WAYNE		36	403	11.19	196	970	.213	379	10.53	36	137	1.00	66	271	7.53	16	112	72	2.00	11	0	511.0
Opponents		36	430	11.94	140	896	.324	398	11.06	66	130	1.83	36	294	8.17	15	157	93.5	2.60	14	3	589.5

Team statistics

	PUR-FW	OPP
ATTACK		
Kills	403	430
Errors	196	140
Total Attacks	970	896
Attack Pct	.213	.324
Kills/Set	11.19	11.94
SET		
Assists	379	398
Attempts	939	875
Assist Pct	.404	.455
Assists/Set	10.53	11.06
SERVE		
Aces	36	66
Errors	137	130
Attempts	729	825
Serve Pct	.812	.842
Aces/Set	1.00	1.83
SERVE RECEPTIONS		
Errors	66	36
Errors/Set	1.83	1.00
Attempts	695	592
Reception Pct	.905	.998
DEFENSE		
Digs	271	294
Digs/Set	7.53	8.17
BLOCKING		
Block solo	16	15
Block Assist	112	157
Total Blocks	72	93.5
Blocks/Set	2.00	2.60
Block Errors	11	14
Ball handling errors	0	3
ATTENDANCE		
Total	2081	2733
Dates/Avg Per Date	5/416	4/683
Neutral Site #/Avg	0/0	-
Current win streak	0	-
Home win streak	0	-

Team Results

Date	Opponent	Score	Score-by-set	Att.
* 02/06/2025	at Ball St.	L 2-3	23-25,25-23,25-23,20-25,13-15	920
* 02/10/2025	Ohio St.	L 0-3	19-25,24-26,21-25	547
* 02/13/2025	Queens (NC)	L 1-3	19-25,25-20,22-25,25-27	285
* 02/14/2025	Queens (NC)	W 3-1	21-25,26-24,25-23,25-21	288
* 02/20/2025	at Loyola Chicago	L 0-3	19-25,23-25,17-25	384
* 02/22/2025	at Lewis	L 2-3	25-23,27-25,16-25,10-25,7-15	700
* 02/28/2025	Lindenwood	L 1-3	16-25,25-12,18-25,24-26	465
* 03/01/2025	at Ohio St.	L 2-3	25-23,16-25,25-13,25-27,6-15	729
* 03/14/2025	Loyola Chicago	L 0-3	15-25,14-25,12-25	496



**2024-25 Purdue Fort Wayne Men's Volleyball
Team Match-by-Match
All games**

Date	Opponent	SP	Attack				Set			Serve				Recept			Blocking				POINTS	SCORE		
			K	E	TA	PCT	A	TA	PCT	SA	SE	TA	PCT	RE	TA	PCT	DIG	BS	BA	BE			TOTAL	BHE
01/10/2025	Central St. (OH)	4	42	14	96	.292	41	93	.441	10	16	97	.835	4	57	.930	38	2	16	2	10.0	0	62.0	3-1
01/17/2025	at CSUN	3	33	16	79	.215	32	78	.410	1	16	62	.742	5	59	.915	18	1	5	0	3.5	0	37.5	0-3
01/18/2025	vs UC San Diego	3	35	18	85	.200	35	86	.407	2	12	64	.813	9	60	.850	25	1	8	0	5.0	0	42.0	0-3
01/23/2025	LIU	5	66	22	140	.314	64	144	.444	7	23	117	.803	7	97	.928	53	2	20	2	12.0	1	85.0	3-2
01/25/2025	Lees-McRae	3	34	5	64	.453	30	62	.484	12	18	73	.753	3	35	.914	25	0	13	0	6.5	0	52.5	3-0
01/31/2025	vs Saint Francis	3	33	19	67	.209	29	59	.492	8	12	79	.848	6	48	.875	18	1	12	5	7.0	0	48.0	3-0
02/01/2025	at Harvard	3	45	14	79	.392	42	73	.575	3	17	78	.782	8	59	.864	26	3	6	2	6.0	0	54.0	3-0
02/06/2025	at Ball St.	5	57	24	122	.270	55	125	.440	9	16	106	.849	7	93	.925	34	5	12	0	11.0	0	77.0	2-3
02/10/2025	Ohio St.	3	32	13	74	.257	29	68	.426	4	20	65	.692	6	62	.903	11	3	12	0	9.0	0	45.0	0-3
02/13/2025	Queens (NC)	4	57	25	124	.258	53	119	.445	3	18	92	.804	7	79	.911	42	0	10	3	5.0	0	65.0	1-3
02/14/2025	Queens (NC)	4	57	26	137	.226	53	131	.405	5	16	96	.833	5	83	.940	38	1	24	1	13.0	0	75.0	3-1
02/20/2025	at Loyola Chicago	3	32	15	86	.198	30	84	.357	3	14	60	.767	4	62	.935	21	0	10	1	5.0	0	40.0	0-3
02/22/2025	at Lewis	5	52	31	137	.153	50	134	.373	4	13	86	.849	12	99	.879	42	1	10	2	6.0	0	62.0	2-3
02/28/2025	Lindenwood	4	43	18	93	.269	41	91	.451	3	16	84	.810	9	73	.877	27	2	15	1	9.5	0	55.5	1-3
03/01/2025	at Ohio St.	5	48	23	121	.207	44	116	.379	5	16	98	.837	7	82	.915	37	4	15	2	11.5	0	64.5	2-3
03/07/2025	Thomas More	3	49	17	83	.386	43	76	.566	6	14	74	.811	6	51	.882	21	0	0	0	0.0	0	55.0	3-0
03/11/2025	Maryville (MO)	5	68	19	127	.386	63	126	.500	8	21	109	.807	9	87	.897	38	1	18	2	10.0	0	86.0	3-2
03/14/2025	Loyola Chicago	3	25	21	76	.053	24	71	.338	0	8	42	.810	9	62	.855	19	0	4	1	2.0	0	27.0	0-3
Totals		68	808	340	1790	.261	758	1736	.437	93	286	1482	.807	123	1248	.901	533	27	210	24	132.0	1	1033.0	
Opponents		68	762	285	1689	.282	712	1658	.429	123	272	1520	.821	93	1196	.922	507	23	273	32	159.5	3	1044.5	

Team Averages

Sets Played	Kills per set	Assists per set	Service aces per set	Digs per set	Blocks per set	Points per set	Ball handling error per set	Reception errors per set
68	11.88	11.15	1.37	7.84	1.94	15.19	0.01	1.81



**Purdue Fort Wayne Men's Volleyball
Individual Career Summaries
All games**

CANDRIAN, Jp

SEASON	TEAM	SM-MP	K	K/S	E	TA	PCT	A	A/S	SA	SA/S	SE	DIG	D/S	RE	BS	BA	TB	B/S	BE	BHE	PTS	PTS/S
2024-25	Pur-FW	52-15	108	2.08	44	279	.229	22	0.42	3	0.06	24	75	1.44	18	0	16	16	0.31	0	1	119.0	2.29
TOTAL		52 - 15	108	2.08	44	279	.229	22	0.42	3	0.06	24	75	1.44	18	0	16	16	0.31	0	1	119.0	2.29

Single Game Highs

Statistic	Value	
Kills	15	vs Maryville (MO) 03/11/25
Attacks	37	vs LIU 01/23/25
Assists	4	vs Maryville (MO) 03/11/25
Serve Aces	2	vs Central St. (OH) 01/10/25
Digs	16	vs LIU 01/23/25
Blocks	3	vs LIU 01/23/25
Block assists	3	vs LIU 01/23/25
PCT	.556	vs Thomas More 03/07/25

FOSDICK, Kaden

SEASON	TEAM	SM-MP	K	K/S	E	TA	PCT	A	A/S	SA	SA/S	SE	DIG	D/S	RE	BS	BA	TB	B/S	BE	BHE	PTS	PTS/S
2023-24	Pur-FW	46-13	44	0.96	11	88	.375	0	0.00	1	0.02	10	8	0.17	0	1	27	28	0.61	3	1	59.5	1.29
2024-25	Pur-FW	49-17	61	1.24	48	168	.077	14	0.29	9	0.18	27	29	0.59	16	1	13	14	0.29	3	0	77.5	1.58
TOTAL		95 - 30	105	1.11	59	256	.180	14	0.15	10	0.11	37	37	0.39	16	2	40	42	0.44	6	1	137.0	1.44

Single Game Highs

Statistic	Value	
Kills	12	at Ball St. 02/06/25, vs Queens (NC) 02/13/25
Attacks	29	vs Queens (NC) 02/13/25
Assists	5	vs Thomas More 03/07/25
Serve Aces	3	at Ball St. 02/06/25, vs Queens (NC) 02/14/25
Digs	4	vs Queens (NC) 02/13/25, vs Maryville (MO) 03/11/25
Blocks	6	vs North Greenville 01/06/24
Block solos	1	at Ohio St. 02/20/24, at Ball St. 02/06/25
Block assists	6	vs North Greenville 01/06/24



**Purdue Fort Wayne Men's Volleyball
Individual Career Summaries
All games**

GLAB, Kj

SEASON	TEAM	SM-MP	K	K/S	E	TA	PCT	A	A/S	SA	SA/S	SE	DIG	D/S	RE	BS	BA	TB	B/S	BE	BHE	PTS	PTS/S
2021-22	Pur-FW	45-20	3	0.07	1	8	.250	2	0.04	1	0.02	11	6	0.13	0	0	0	0	0.00	0	0	4.0	0.09
TOTAL		45 - 20	3	0.07	1	8	.250	2	0.04	1	0.02	11	6	0.13	0	0	0	0	0.00	0	0	4.0	0.09

Single Game Highs

Statistic	Value	
Kills	2	at Sacred Heart 02/05/22
Attacks	7	at Sacred Heart 02/05/22
Assists	1	at Central St. (OH) 03/12/22, vs Daemen 03/17/22
Serve Aces	1	vs Daemen 03/17/22
Digs	2	at Sacred Heart 02/05/22, at Charleston (WV) 03/11/22

HOPKINS, Hunter

SEASON	TEAM	SM-MP	K	K/S	E	TA	PCT	A	A/S	SA	SA/S	SE	DIG	D/S	RE	BS	BA	TB	B/S	BE	BHE	PTS	PTS/S
2024-25	Pur-FW	15-7	0	0.00	1	5	-.200	126	8.40	0	0.00	3	30	2.00	0	0	6	6	0.40	0	0	3.0	0.20
TOTAL		15 - 7	0	0.00	1	5	-.200	126	8.40	0	0.00	3	30	2.00	0	0	6	6	0.40	0	0	3.0	0.20

Single Game Highs

Statistic	Value	
Attacks	2	vs Queens (NC) 02/13/25
Assists	59	vs LIU 01/23/25
Digs	13	vs LIU 01/23/25
Blocks	3	vs LIU 01/23/25
Block assists	3	vs LIU 01/23/25
PCT	.000	at CSUN 01/17/25, vs UC San Diego 01/18/25, vs Queens (NC) 02/13/25

JURINEACK, Emmanuel

SEASON	TEAM	SM-MP	K	K/S	E	TA	PCT	A	A/S	SA	SA/S	SE	DIG	D/S	RE	BS	BA	TB	B/S	BE	BHE	PTS	PTS/S
2022-23	Pur-FW	14-5	20	1.43	3	29	.586	2	0.14	0	0.00	3	3	0.21	0	0	18	18	1.29	2	0	29.0	2.07
2023-24	Pur-FW	5-3	8	1.60	2	14	.429	0	0.00	0	0.00	2	0	0.00	0	0	3	3	0.60	0	0	9.5	1.90
2024-25	Pur-FW	7-5	5	0.71	2	9	.333	0	0.00	0	0.00	5	2	0.29	0	0	2	2	0.29	1	0	6.0	0.86
TOTAL		26 - 13	33	1.27	7	52	.500	2	0.08	0	0.00	10	5	0.19	0	0	23	23	0.88	3	0	44.5	1.71

Single Game Highs

Statistic	Value	
Kills	7	vs Carthage 01/13/23
Attacks	11	vs Maryville (MO) 01/19/24
Assists	1	vs NJIT 01/07/23, vs Harvard 01/21/23
Digs	2	vs NJIT 01/07/23
Blocks	6	vs King (TN) 01/06/23
Block assists	6	vs King (TN) 01/06/23
PCT	1.000	vs Maryville (MO) 03/11/25



**Purdue Fort Wayne Men's Volleyball
Individual Career Summaries
All games**

LIPSCOMB, Caleb

SEASON	TEAM	SM-MP	K	K/S	E	TA	PCT	A	A/S	SA	SA/S	SE	DIG	D/S	RE	BS	BA	TB	B/S	BE	BHE	PTS	PTS/S	
2022-23	TMU	73-23	135	1.85	57	295	.264	0	0.00	5	0.07	14	14	0.19	1	33	61	94	1.29	5	0	203.5	2.79	
2023-24	TMU	81-25	166	2.05	56	344	.320	1	0.01	13	0.16	77	26	0.32	0	28	45	73	0.90	2	1	229.5	2.83	
2024-25	Pur-FW	54-16	54	1.00	24	123	.244	1	0.02	6	0.11	32	14	0.26	1	9	39	48	0.89	3	0	88.5	1.64	
TOTAL FOR Pur-FW			54 - 16	54	1.00	24	123	.244	1	0.02	6	0.11	32	14	0.26	1	9	39	48	0.89	3	0	88.5	1.64
TOTAL			208 - 64	355	1.71	137	762	.286	2	0.01	24	0.12	123	54	0.26	2	70	145	215	1.03	10	1	521.5	2.51

Single Game Highs

Statistic	Value	
Kills	14	at Campbellsville 03/02/23
Attacks	23	vs Tusculum 02/16/24
Assists	1	vs Maryville (MO) 02/23/24, at Ball St. 02/06/25
Serve Aces	5	at Daemen 03/05/24
Digs	5	vs Central St. (OH) 01/16/24
Blocks	10	vs Cumberland (TN) 02/18/23
Block solos	6	vs Lawrence Tech 03/04/23
Block assists	8	at Cumberland (TN) 03/14/23
PCT	.750	vs Central St. (OH) 01/10/25

LYONS, Casey

SEASON	TEAM	SM-MP	K	K/S	E	TA	PCT	A	A/S	SA	SA/S	SE	DIG	D/S	RE	BS	BA	TB	B/S	BE	BHE	PTS	PTS/S	
2023-24	Pur-FW	58-16	46	0.79	15	103	.301	1	0.02	5	0.09	28	11	0.19	1	4	52	56	0.97	4	1	81.0	1.40	
2024-25	Pur-FW	66-18	87	1.32	21	167	.395	2	0.03	5	0.08	9	21	0.32	1	6	43	49	0.74	8	0	119.5	1.81	
TOTAL			124 - 34	133	1.07	36	270	.359	3	0.02	10	0.08	37	32	0.26	2	10	95	105	0.85	12	1	200.5	1.62

Single Game Highs

Statistic	Value	
Kills	9	at Lewis 02/22/25
Attacks	17	at Lewis 02/22/25
Assists	1	vs Saint Francis 02/02/24, vs Saint Francis 01/31/25, at Ohio St. 03/01/25
Serve Aces	1	10 times
Digs	4	vs Queens (NC) 02/13/25, at Ohio St. 03/01/25
Blocks	8	vs Penn St. 02/03/24
Block solos	3	at Ohio St. 03/01/25
Block assists	8	vs Penn St. 02/03/24
PCT	1.000	vs Lees-McRae 01/25/25



**Purdue Fort Wayne Men's Volleyball
Individual Career Summaries
All games**

MAYER, Andrew

SEASON	TEAM	SM-MP	K	K/S	E	TA	PCT	A	A/S	SA	SA/S	SE	DIG	D/S	RE	BS	BA	TB	B/S	BE	BHE	PTS	PTS/S
2023-24	Pur-FW	71-24	0	0.00	0	3	.000	14	0.20	1	0.01	7	64	0.90	7	0	0	0	0.00	0	0	1.0	0.01
2024-25	Pur-FW	68-18	2	0.03	0	3	.667	26	0.38	0	0.00	0	112	1.65	28	0	0	0	0.00	0	0	2.0	0.03
TOTAL		139 - 42	2	0.01	0	6	.333	40	0.29	1	0.01	7	176	1.27	35	0	0	0	0.00	0	0	3.0	0.02

Single Game Highs

Statistic	Value	
Kills	1	at Harvard 02/01/25, vs Loyola Chicago 03/14/25
Attacks	3	at Queens (NC) 02/10/24
Assists	4	vs Thomas More 01/05/24, vs Thomas More 03/07/25, vs Lees-McRae 01/25/25
Serve Aces	1	vs Ohio St. 03/16/24
Digs	11	vs LIU 01/23/25
PCT	1.000	at Harvard 02/01/25, vs Loyola Chicago 03/14/25

MELLENDEZ WATTS, Axel

SEASON	TEAM	SM-MP	K	K/S	E	TA	PCT	A	A/S	SA	SA/S	SE	DIG	D/S	RE	BS	BA	TB	B/S	BE	BHE	PTS	PTS/S
2021-22	Pur-FW	13-4	18	1.38	16	61	.033	1	0.08	2	0.15	5	11	0.85	4	0	3	3	0.23	1	0	21.5	1.65
2022-23	Pur-FW	32-16	29	0.91	17	74	.162	4	0.13	1	0.03	16	16	0.50	8	1	10	11	0.34	1	1	36.0	1.13
2023-24	Pur-FW	58-17	83	1.43	54	255	.114	6	0.10	5	0.09	27	66	1.14	1	1	24	25	0.43	4	3	101.0	1.74
2024-25	Pur-FW	57-16	176	3.09	61	395	.291	22	0.39	12	0.21	38	74	1.30	22	3	20	23	0.40	0	0	201.0	3.53
TOTAL		160 - 53	306	1.91	148	785	.201	33	0.21	20	0.13	86	167	1.04	35	5	57	62	0.39	6	4	359.5	2.25

Single Game Highs

Statistic	Value	
Kills	26	vs LIU 01/23/25
Attacks	47	vs LIU 01/23/25
Assists	3	vs Queens (NC) 02/14/25, at Lewis 02/22/25, vs Maryville (MO) 03/11/25, at Harvard 02/01/25
Serve Aces	4	vs Maryville (MO) 03/11/25, vs Lees-McRae 01/25/25
Digs	10	vs Central St. (OH) 01/10/25
Blocks	5	vs Penn St. 02/03/24
Block solos	2	at Ball St. 02/06/25
Block assists	5	vs Penn St. 02/03/24



**Purdue Fort Wayne Men's Volleyball
Individual Career Summaries
All games**

MUIR, Logan

SEASON	TEAM	SM-MP	K	K/S	E	TA	PCT	A	A/S	SA	SA/S	SE	DIG	D/S	RE	BS	BA	TB	B/S	BE	BHE	PTS	PTS/S
2023-24	Pur-FW	13-7	12	0.92	12	48	.000	1	0.08	1	0.08	7	11	0.85	2	0	6	6	0.46	1	0	16.0	1.23
2024-25	Pur-FW	63-18	256	4.06	107	497	.300	9	0.14	31	0.49	66	76	1.21	14	4	30	34	0.54	5	0	306.0	4.86
TOTAL		76 - 25	268	3.53	119	545	.273	10	0.13	32	0.42	73	87	1.14	16	4	36	40	0.53	6	0	322.0	4.24

Single Game Highs

Statistic	Value	
Kills	25	vs Queens (NC) 02/14/25
Attacks	46	vs Queens (NC) 02/13/25, vs Queens (NC) 02/14/25
Assists	2	vs Ohio St. 02/10/25, vs Maryville (MO) 03/11/25
Serve Aces	5	vs Thomas More 03/07/25
Digs	9	vs Maryville (MO) 03/11/25
Blocks	5	at Ohio St. 03/01/25
Block solos	1	at Harvard 02/01/25, vs Lindenwood 02/28/25, at Ohio St. 03/01/25, vs Maryville (MO) 03/11/25
Block assists	4	vs Saint Francis 02/02/24, vs LIU 01/23/25, vs Queens (NC) 02/14/25, at Ohio St. 03/01/25

PAPALEO JR., Raul

SEASON	TEAM	SM-MP	K	K/S	E	TA	PCT	A	A/S	SA	SA/S	SE	DIG	D/S	RE	BS	BA	TB	B/S	BE	BHE	PTS	PTS/S
2023-24	Pur-FW	40-16	0	0.00	0	0	.000	0	0.00	0	0.00	6	7	0.18	0	0	0	0	0.00	0	0	0.0	0.00
2024-25	Pur-FW	19-11	0	0.00	0	3	.000	0	0.00	1	0.05	8	5	0.26	0	0	0	0	0.00	0	0	1.0	0.05
TOTAL		59 - 27	0	0.00	0	3	.000	0	0.00	1	0.02	14	12	0.20	0	0	0	0	0.00	0	0	1.0	0.02

Single Game Highs

Statistic	Value	
Attacks	3	vs Lees-McRae 01/25/25
Serve Aces	1	vs Lees-McRae 01/25/25
Digs	2	at Queens (NC) 02/09/24
PCT	.000	vs Lees-McRae 01/25/25



**Purdue Fort Wayne Men's Volleyball
Individual Career Summaries
All games**

POLOMAC, Andrej

SEASON	TEAM	SM-MP	K	K/S	E	TA	PCT	A	A/S	SA	SA/S	SE	DIG	D/S	RE	BS	BA	TB	B/S	BE	BHE	PTS	PTS/S
2023-24	Pur-FW	95-25	28	0.29	16	78	.154	919	9.67	21	0.22	62	111	1.17	2	4	44	48	0.51	7	3	75.0	0.79
2024-25	Pur-FW	60-16	30	0.50	17	72	.181	528	8.80	19	0.32	49	79	1.32	0	3	25	28	0.47	3	0	64.5	1.08
TOTAL		155 - 41	58	0.37	33	150	.167	1447	9.34	40	0.26	111	190	1.23	2	7	69	76	0.49	10	3	139.5	0.90

Single Game Highs

Statistic	Value	
Kills	6	vs Queens (NC) 02/13/25
Attacks	14	vs Queens (NC) 02/13/25
Assists	63	vs Ball St. 03/23/24
Serve Aces	3	vs Lewis 04/04/24, vs Central St. (OH) 01/10/25, vs Saint Francis 01/31/25
Digs	11	vs Central St. (OH) 01/10/25, vs Queens (NC) 02/14/25
Blocks	6	vs Queens (NC) 02/14/25
Block solos	1	7 times
Block assists	6	vs Queens (NC) 02/14/25
PCT	1.000	vs Queens (NC) 02/14/25

SOCZEWKA, Peter

SEASON	TEAM	SM-MP	K	K/S	E	TA	PCT	A	A/S	SA	SA/S	SE	DIG	D/S	RE	BS	BA	TB	B/S	BE	BHE	PTS	PTS/S
2023-24	Pur-FW	4-3	6	1.50	1	8	.625	0	0.00	2	0.50	4	1	0.25	0	0	0	0	0.00	0	0	8.0	2.00
2024-25	Pur-FW	18-7	11	0.61	8	35	.086	5	0.28	3	0.17	13	10	0.56	3	0	2	2	0.11	0	0	15.0	0.83
TOTAL		22 - 10	17	0.77	9	43	.186	5	0.23	5	0.23	17	11	0.50	3	0	2	2	0.09	0	0	23.0	1.05

Single Game Highs

Statistic	Value	
Kills	6	vs Thomas More 01/05/24, vs Ohio St. 02/10/25
Attacks	16	vs Ohio St. 02/10/25
Assists	2	vs Lees-McRae 01/25/25, at Ohio St. 03/01/25
Serve Aces	2	vs Thomas More 01/05/24, vs Lees-McRae 01/25/25
Digs	5	at Ohio St. 03/01/25
Blocks	1	vs Lees-McRae 01/25/25, vs Ohio St. 02/10/25
Block assists	1	vs Lees-McRae 01/25/25, vs Ohio St. 02/10/25



**Purdue Fort Wayne Men's Volleyball
Individual Career Summaries
All games**


WANKERL, Haven

SEASON	TEAM	SM-MP	K	K/S	E	TA	PCT	A	A/S	SA	SA/S	SE	DIG	D/S	RE	BS	BA	TB	B/S	BE	BHE	PTS	PTS/S	
2022-23	DYO	81-22	149	1.84	45	310	.335	10	0.12	14	0.17	58	35	0.43	1	11	42	53	0.65	14	1	195.0	2.41	
2023-24	DYO	81-23	139	1.72	51	278	.317	8	0.10	17	0.21	69	46	0.57	2	16	53	69	0.85	10	1	198.5	2.45	
2024-25	Pur-FW	16-6	18	1.13	7	34	.324	3	0.19	4	0.25	12	6	0.38	0	1	14	15	0.94	1	0	30.0	1.88	
TOTAL FOR Pur-FW			16 - 6	18	1.13	7	34	.324	3	0.19	4	0.25	12	6	0.38	0	1	14	15	0.94	1	0	30.0	1.88
TOTAL			178 - 51	306	1.72	103	622	.326	21	0.12	35	0.20	139	87	0.49	3	28	109	137	0.77	25	2	423.5	2.38

Single Game Highs

Statistic	Value	
Kills	14	vs Sacred Heart 04/08/23
Attacks	25	vs Elmira 03/18/23
Assists	3	vs Central St. (OH) 01/27/23, at Daemen 02/08/24
Serve Aces	2	9 times
Digs	5	at American Int'l 03/11/23
Blocks	9	vs Queens (NC) 02/14/25
Block solos	2	7 times
Block assists	8	vs FDU 02/24/24, vs Queens (NC) 02/14/25
PCT	1.000	vs Lees-McRae 01/25/25

TV/RADIO ROSTER



1 ANDREJ POLOMAC
6-6 | Setter | So.
Gornji Milanovac, Serbia



3 ANDREW MAYER
6-3 | Libero/DS | So.
Indianapolis, Ind.



4 HUNTER HOPKINS
6-5 | Setter | Fr.
Blacburn, Victoria, Australia



5 CASEY LYONS
6-7 | Middle Blocker | So.
Mililani, Hawaii.



6 RAUL PAPALEO JR.
6-0 | Libero/DS | So.
Caguas, Puerto Rico



7 AXEL MELENDEZ WATTS
6-10 | Outside Hitter | Sr.
Yauco, Puerto Rico



13 PETER SOCZEWKA
6-3 | Outside Hitter | So.
London, England




14 KADEN FOSDICK
6-6 | Opposite | So.
Middleton, Wis.



15 JP CANDRIAN
6-7 | Outside Hitter | Fr.
Winter Garden, Fla.



16 LOGAN MUIR
6-5 | Opposite | So.
Mountain View, Calif.



17 HAVEN WANKLER
6-3 | Middle Blocker | Jr.
Cross Plains, Wis.



18 NICK GUTKA
6-8 | Middle Blocker | Fr.
Elk Grove Village, Ill.



19 KJ GLAB
6-2 | Outside Hitter | Sr.
Naperville, Ill.



21 EMMANUEL JURINEACK
6-5 | Middle Blocker | So.
Clarendon Hills, Ill.



22 CALEB LIPSCOMB
6-11 | Middle Blocker | Sr.
Cincinnati, Ohio



DONNY GLEASON
Head Coach
Rochester Institute of
Technology '11



JAKE GLEASON
Assistant Coach
Nazareth '18



JON DIEDRICH
Graduate Assistant Coach
Purdue Fort Wayne '24

PRONUNCIATIONS

No. 1 Andrej Polomac - AHN-dray po-LOW-motts

No. 3 Andrew Mayer - MY-er

No. 6 Raul Papaleo Jr. - paw-puh-LAY-oh

No. 13 Peter Soczewka - so-CHEF-kuh (hard ch sound)

No. 14 Kaden Fosdick - KAY-den FOZ-dick

No. 16 Logan Muir - MYOO-er

No. 17 Haven Wankler - WAN-curl

No. 18 Nick Gutka - GUT-kuh

No. 21 Emmanuel Jurineack - JUR-nee-ack (silent i)

Jon Diedrich - DEED-rick