

# MASTODON



# BASKETBALL

@MastodonMBB

#GoDons

## SCHEDULE/RESULTS

### NOVEMBER (1-0)

25 SE LOUISIANA W, 67-63 OT  
30 at Kent State PPD

### DECEMBER (1-3)

3 ALCORN STATE CANCELED  
3 ADRIAN CANCELED  
5 at Notre Dame CANCELED  
8 at Dayton CANCELED  
12 DEFIANCE CANCELED  
13 DEFIANCE CANCELED  
19 CLEVELAND STATE • L, 63-61  
20 CLEVELAND STATE • L, 89-80  
26 ROBERT MORRIS • L, 102-88  
27 ROBERT MORRIS • W, 87-82

### JANUARY (4-6)

1 at Northern Ky. • L, 75-68  
2 at Northern Ky. • L, 70-68  
8 UIC • W, 96-89 OT  
9 UIC • W, 88-55  
15 at Milwaukee • W, 81-72  
16 at Milwaukee • W, 81-74  
22 at Green Bay • L, 77-59  
23 at Green Bay • L, 87-72  
29 OAKLAND • L, 81-66  
30 OAKLAND • L, 82-75

### FEBRUARY (0-0)

5 at Detroit Mercy • ESPN3 6 PM  
6 at Detroit Mercy • ESPN3 5 PM  
12 at Youngstown State • ESPN+ 5 PM  
13 at Youngstown State • ESPN+ 5 PM  
19 CLEVELAND STATE • ESPN+ 7 PM  
20 CLEVELAND STATE • ESPN+ 5 PM

All Times Eastern  
• Horizon League

Format for 2020-21 Horizon League  
Tournament to be announced later.

## PURDUE FORT WAYNE REFERENCES

As a part of university changes beginning July 1, 2018, we respectfully ask to refer to any athletic-related subjects as "Purdue Fort Wayne" or the "Purdue Fort Wayne Mastodons." **PLEASE DO NOT IN ANY CONTEXT refer to any team as "IPFW" or "Indiana University - Purdue University Fort Wayne" as it no longer exists.** Please do not use "Lady Dons" when referring to women's teams.

Although we are officially the Mastodons, using 'Dons on second reference is also acceptable.



## PURDUE FORT WAYNE

### MASTODONS

6-9, 5-9 Horizon

## DETROIT MERCY

### TITANS

6-8, 5-5 Horizon

**GAMES NO. 16 & 17 CALIHAN HALL FEBRUARY 5 & 6, 2021 - 6 & 5 PM**

Radio: The Fan 1380 AM

Talent: Brett Rump, Art Saltsberg

Online Video: ESPN3

## KNOW YOUR FOE

• Detroit Mercy has won three straight and five of their last six games.

• Junior Antoine Davis is the reigning Horizon League Player of the Week after averaging 24.5 points, 6.0 assists, 4.5 rebounds and 2.0 steals last week.

• Antoine Davis is averaging 21.1 points per game on the season.

• Detroit Mercy is giving up 76.2 points per game while scoring 74.9.

• In the first 2021 Horizon League Basketball Championships rankings released by the league this week, the Titans were ranked ninth while the Mastodons were seventh.


## STATISTICAL COMPARISON

	'DONS	UDM
Overall Record	6-9	6-8
Scoring Offense	75.8	74.9
Scoring Defense	77.4	76.2
Scoring Margin	-1.6	-1.4
FG Percentage	.502	.450
FG Percentage Defense	.461	.460
3FG Percentage	.407	.369
3FGs Per Game	8.5	9.4
FT Percentage	.704	.791
Rebounding	31.9	33.2
Rebounding Margin	+1.3	-2.7
Assists Per Game	14.5	14.5
Turnovers Per Game	18.5	11.9
Turnover Margin	-4.3	+0.9
Assist/Turnover Ratio	0.8	1.2
Steals Per Game	7.5	6.6
Blocks Per Game	2.5	2.6

## PROBABLE STARTERS SUBJECT TO CHANGE




BOBBY PLANUTIS




JARRED GODFREY



DYLAN CARL



DEONTE BILLUPS



JALON PIPKINS

NO.	NAME	YR.	POS.	HT.	HOMETOWN	PPG	FG%	3P%	FT%	R/G	A/G
0	Bobby Planutis	R-Jr.	F	6-8	Hazleton, Pa.	10.6	.495	.471	.853	3.1	1.4
1	Jarred Godfrey	Jr.	G	6-5	Atlanta, Ga.	16.5	.500	.397	.898	5.3	3.3
11	Dylan Carl	R-Sr.	F	6-11	Alma, Mich.	6.7	.741	1.000	.382	3.9	2.0
15	Deonte Billups	So.	G	6-4	Moline, Ill.	8.6	.457	.377	.520	4.6	1.2
50	Jalon Pipkins	Sr.	G	6-4	Paris, Texas	12.6	.507	.471	.829	2.7	2.9

## OFF THE BENCH

2	Justice Prentice	Fr.	G	6-1	Toronto, Ontario	0.0	.000	-	-	0.0	0.0
3	Ra Kpedi	R-Jr.	F	6-9	Indianapolis, Ind.	3.2	.571	-	.552	2.5	0.1
4	Jarvis Walker	Fr.	G	6-2	Muskegon, Mich.	4.5	.500	.333	.654	1.4	0.8
5	Johnathan Delumett	Fr.	F	6-8	Memphis, Tenn.	1.1	.571	-	.000	0.9	0.0
10	Matt Havey	R-So.	G	6-1	Lansing, Mich.	0.0	-	-	-	0.0	0.0
22	Bryce Waterman	So.	G	6-6	Colonia, N.Y.	1.0	.500	.500	-	0.0	0.0
24	DeMierre Black	Sr.	G	6-0	Marietta, Ga.	3.3	.500	.667	.786	1.1	0.9
25	Demetric Horton	Jr.	G	6-5	Raleigh, N.C.	8.9	.420	.338	.727	3.0	1.8
34	Cameron Benford	Sr.	F	6-8	Seattle, Wash.	1.1	.462	-	1.000	2.3	0.3

## STARTING LINEUPS

Game	G	G	G	F	F
<b>SOUTHEASTERN LA</b>	Godfrey	Billups	Pipkins	Planutis	Carl
<b>CLEVELAND STATE</b>	Godfrey	Billups	Pipkins	Planutis	Benford
<b>CLEVELAND STATE</b>	Godfrey	Billups	Pipkins	Planutis	Carl
<b>ROBERT MORRIS</b>	Godfrey	Billups	Pipkins	Planutis	Carl
<b>ROBERT MORRIS</b>	Godfrey	Billups	Pipkins	Planutis	Carl
at Northern Ky.	Godfrey	Billups	Pipkins	Planutis	Carl
at Northern Ky.	Godfrey	Billups	Pipkins	Planutis	Carl
<b>UIC</b>	Godfrey	Billups	Pipkins	Planutis	Carl
<b>UIC</b>	Godfrey	Billups	Pipkins	Planutis	Carl
at Milwaukee	Godfrey	Billups	Pipkins	Planutis	Carl
at Milwaukee	Godfrey	Billups	Pipkins	Planutis	Carl
at Green Bay	Godfrey	Billups	Pipkins	Planutis	Carl
at Green Bay	Godfrey	Billups	Pipkins	Planutis	Carl
<b>OAKLAND</b>	Godfrey	Billups	Pipkins	Planutis	Carl
<b>OAKLAND</b>	Godfrey	Billups	Pipkins	Planutis	Carl

### BY GROUP

6-8	Godfrey	Billups	Pipkins	Planutis	Carl
0-1	Godfrey	Billups	Pipkins	Planutis	Benford

## SERIES HISTORY

Date	Opponent	Score	Location
12/22/2016	at Detroit Mercy	W, 93-86	Detroit, Mich.
11/28/2017	vs Detroit Mercy	W, 91-82	Fort Wayne, Ind.

**OVERALL:** Purdue Fort Wayne leads 2-0

**LEAGUE GAMES:** NA

**IN FORT WAYNE:** Purdue Fort Wayne leads 1-0

**IN DETROIT:** Purdue Fort Wayne leads 1-0

**NEUTRAL:** NA

## THIS GAME IS NO SECRET:

During the Feb. 5 and 6 games at Detroit Mercy, the Mastodon men's basketball student-athletes will wear warm-up shirts with the phrase "THIS GAME IS NO SECRET". These shirts are part of College Insider's initiative to recognize legendary coach John McLendon and the "Secret Game". McLendon, while the coach at the North Carolina College for Negroes (now North Carolina Central), arranged the "Secret Game" in 1944. It was the first integrated college basketball game in the South between his team and a group of Duke University students. The game played with no fans and the public only learned about the game years later. McLendon's revolutionary up-tempo style helped his team win the game 88-44. The two teams then mixed squads and played a scrimmage. McLendon would go on to coach Horizon League member Cleveland State from 1967 to 1969.

## FROM THREE:

- The Mastodons are No. 6 in the nation in 3-point field goal percentage at 40.7 percent.

- The Mastodons set a program record for single-game 3-point percentage at Milwaukee (Jan. 16) by making 70.6 percent (12-of-17).

- Three of the Mastodons' top 10 all-time 3-point percentage performances have happened this season.

1st, Jan. 16 at Milwaukee (70.6 percent, 12-of-17)

7th, Dec. 27, vs. Robert Morris (64.7 percent, 11-of-17)

10th, Jan. 9, vs. UIC (61.1 percent, 11-of-18)

## 'DONS AND ENDS:

- The Mastodons have 10 players averaging 9.8 minutes per game or more. The last time the 'Dons finished a season with that many players seeing 9.8 or more minutes per game was 2011-12 when 11 different players did so.

- The Mastodons picked up two career high performances last week. Bobby Planutis had a career-high 16 points in the opener against Oakland. Jalon Pipkins followed up the next day with a career-best 21 points.

- Jalon Pipkins attempted a combined three 3-pointers in the six games against Robert Morris, Northern Kentucky and UIC. However in the last six games against Milwaukee, Green Bay and Oakland he is 12-of-23 at 52.2 percent from three.

- Two of the best shooting games during the Division I era have occurred this season. The 'Dons shot 64.2 percent against Robert Morris (Dec. 27) and 62.8 percent at Milwaukee (Jan. 16). The performances rank fourth and fifth best in program history during the DI era.

- The 'Dons didn't miss a shot in the first seven and a half minutes of the second half at Milwaukee (Jan. 16). The 'Dons were 7-for-7, 6-of-6 from three, with four made free throws for good measure.

- Dylan Carl is 17th in the nation in two-point shots. He has made 42-of-57 from inside the arc for a 73.7 percent mark.

- With two overtime wins this season, the 'Dons are now 8-3 in overtime games under head coach Jon Coffman.

- The 'Dons have shot 60 percent or better in a half six times this season.

- The Mastodons' 33 point victory over UIC on Jan. 9 was the Mastodons' largest over a league opponent since defeating IUPUI by 38 points on March 8, 2014 85-47 in the Summit League Tournament.

- The Mastodons are shooting 50.2 percent on the season, 15th best in the nation and best in the league.

- The Mastodons are scoring 75.8 points per game, 86th best in the nation.

- The Mastodons' 8.5 3-pointers per game rank 77th in the nation.

- Six times this season, the 'Dons have kept their opponent to a sub 30.0 percent shooting performance from beyond the arc.

- The 'Dons limited Southeastern Louisiana to 3.6 percent (1-of-28) from three. Per sports-reference.com, since 2010-11, it was only the third time a team has limited an opponent to a sub 4.0 percent performance from beyond the arc with 28 or more attempts from three. Of note in the game, Southeastern Louisiana made their first attempt and missed their next 27.

## 2020-21 SIGNED

### JoJo Peterson (Johns Creek, Ga./Mount Pisgah HS)

As a junior, Peterson (6-5, 175, guard) was first-team all-state by the Atlanta Journal Constitution. He averaged 14 points, seven rebounds, four assists and two steals per game as a junior. He helped Mount Pisgah to their first final four and regional championship appearance in school history. He also played for Team Dickerson.

### Redford Dunton (Raleigh, N.C./Millbrook HS)

Dunton (6-7, 190, wing) played his first three seasons at Heritage High School. As a junior, he averaged 16.5 points, 6.5 rebounds per game. He shot 53.0 percent from the floor and 37.0 from three. He was a three-time All-Northern Athletic Conference First Team selection while reaching 1,000 career points. He helped his team to a pair of league titles and a state runner-up finish in 2018. He has transferred to Millbrook High School for his senior season. He also played for Garner Road 35SB AAU.

## PURDUE FORT WAYNE MEDIA SERVICES

2101 E. Coliseum Blvd., Fort Wayne, IN 46805  
Derrick Sloboda, Assistant AD (MBB Contact)  
Office: 260-481-0729 / Cell: 708-567-7874  
Email: derrick.sloboda@pfw.edu  
www.GoMastodons.com

RECORD WHEN...	2020-21	Under Coffman
Overall	6-9	116-96
Home	4-5	74-27
Road	2-4	37-61
Neutral	0-0	5-8
Wins Tip	2-6	73-48
Scores First	3-5	71-38
Leads at half	5-3	94-23
Trails at half	0-6	17-68
Tied at half	0-0	3-4
Shoots 50% or better	4-2	67-11
Shoots less than 50%	2-6	46-82
Shoots better than opponent	6-2	99-29
Shoots equal to opponent	0-0	1-1
Shoots worse than opponent	0-7	16-78
Has more FTs made than opp.	4-4	81-45
Has equal FTs made	1-0	5-1
Has fewer FTs made than opp.	1-4	30-50
Outrebounds opp.	4-3	78-31
Is outrebounded	1-6	34-60
Has equal rebounds	1-0	3-5
Has more TOs than opp.	5-7	40-56
Has equal TO as opp.	0-0	9-5
Has fewer TO's than opp.	1-2	67-35
Scores more bench points	4-5	69-34
Equal bench pts.	0-0	2-7
Scores fewer bench points	2-4	45-56
Makes 5+ 3-Pt. shots	6-8	109-89
No player fouls out	5-6	93-63
1+ player fouls out	1-3	21-31
Plays in November	1-0	31-18
Plays in December	1-3	28-20
Plays in January	4-6	30-29
Plays in February	0-0	23-19
Plays in March	0-0	4-10
Plays during the day	0-2	30-24
Plays at night	6-7	86-72
Plays on Sunday	1-1	11-12
Plays on Monday	0-0	6-6
Plays on Tuesday	1-0	9-6
Plays on Wednesday	0-0	21-8
Plays on Thursday	0-0	24-14
Plays on Friday	2-3	4-14
Plays on Saturday	2-5	41-36
Out-Scores Opponent	6-0	116-0
is Out-Scored	0-9	0-96
Margin is 5 points or less	2-3	30-30
Margin is between 6-10	3-3	23-26
Margin is between 11-20	0-3	33-27
Margin is more than 20	1-0	30-13
Scores 59 or less	0-1	2-18
Scores 60-69	1-4	11-33
Scores 70-79	0-2	18-26
Scores 80-89	4-2	43-17
Scores 90-99	1-0	26-2
Scores 100+	0-0	16-0
Opponent scores 59 or less	1-0	23-0
Opponent scores 60-69	1-1	43-17
Opponent scores 70-79	2-3	21-28
Opponent scores 80-89	2-4	21-33
Opponent scores 90-99	0-0	6-16
Opponent scores 100+	0-1	2-2

• Deonte Billups made a career-high six 3-pointers in the opener against Northern Kentucky. It is the most 3-pointers in a game by a Mastodon this season. It was one of Billups' best games as a Mastodon. All told he was 8-of-10 from the floor for a career-high 22 points while adding three rebounds.

#### MORE BLOCKS THAN A TWITTER TROLL:

Dylan Carl has 103 blocks in his career. He is in fifth place in program history in the category. Up next on the list is Brent Calhoun (2012-17) with 109. Carl and Calhoun were teammates in 2016-17.

#### THE 'DONS WENT TO JARRED:

• Jarred Godfrey is officially on the 1,000-point total watch as he enters this weekend with 985 career points.

• Jarred Godfrey is leading the team in points (16.5), rebounding (5.3), assists (3.3) and steals (1.7) per game.

• Jarred Godfrey finished with a line of 27 points, 10 rebounds, five assists and five steals against Robert Morris (Dec. 27). Per sports-reference.com, he is one of only 10 players since the 2010-11 season to record such a line in a game. The list includes Ben Simmons and Kemba Walker. He is the only player on the list to do so while taking fewer than 14 shots from the floor. Godfrey shot 9-of-11.

• Sports-reference.com produces game scores for individual performances, with 10 being average and 40 being outstanding. Godfrey earned a 31.8 for his 41-point outburst against UIC. He received a 31.0 for his game against Robert Morris (Dec. 27). Current Memphis Grizzlies member John Konchar is the only other Mastodon in program history with two game scores better than 31.0. The database goes back to the 2010-11 season.

• Jarred Godfrey was named the Horizon League Player of the Week for his two performances over UIC. Additionally, Godfrey was named the Lou Henson National Player of the Week by CollegelInsider.com. He averaged 28.5 points, 6.5 rebounds and 3.0 assists per game. Godfrey shot 54.3 percent (19-of-35) from the floor and 60.0 percent (6-of-10) from three.

• Godfrey's Player of the Week was boosted by a 41-point performance on Jan. 8. The career high stands as the most by a Mastodon in program history at the Gates Sports Center. It was also three points shy of the program record for points in a game. He finished a career-best 11-of-12 from the line. Godfrey scored eight points in the extra session.

• Jarred Godfrey has made 53-of-59 free throws on the season (89.8 percent), best in the league. He entered the season shooting 69.6 percent from the line in his career.

• Jarred Godfrey has scored 20 or more points in six Horizon League games this season.

• Jarred Godfrey's 1.7 steals per game ranks third in the league.

**DOUBLE-DOUBLE WATCH:** Jarred Godfrey owns four career double-doubles, Deonte Billups owns two and Dylan Carl has one. Godfrey floated around the triple-double watch at Milwaukee (Jan. 15) with 23 points, 10 rebounds and seven assists.

**SMART TOO:** The men's basketball program earned a perfect 100 in the most recent Graduation Success Rate (GSR) announced Nov. 17. Only three other Horizon League men's basketball programs earned a GSR of 100. Evansville and Indiana State were the only other men's basketball teams in the state of Indiana to record a 100.

**3s PLEASE:** The 'Dons have found considerable success beyond the arc over the last few years, finishing in the top 15 in the nation in 3-pointers per game in four of the last five seasons.

**FROM WAY "DON" TOWN:** Since the start of the 2014-15 season, the 'Dons are 11th in the nation in total made 3-pointers (2,006).

**SO MANY POINTS:** The 'Dons have been in the top 35 in the nation in points per game in five of the last seven seasons.

## SINGLE-GAME STATISTICAL LEADERS

2020-21 Career  
(Record in such games in)

#### TEAM LEADER IN POINTS

Jarred Godfrey	8 (5-3)	29 (17-12)
Deonte Billups	1 (0-1)	5 (2-3)
Dylan Carl		2 (0-2)
DeMierre Black		1 (0-1)
Jalon Pipkins	5 (2-3)	5 (2-3)
Bobby Planutis	1 (0-1)	1 (0-1)

#### TEAM LEADER IN REBOUNDS

Dylan Carl	4 (2-2)	16 (6-10)
Deonte Billups	5 (3-2)	13 (5-8)
Cameron Benford		7 (6-1)
Jared Godfrey	4 (3-1)	10 (4-5)
Ra Kpedi	1 (1-0)	1 (1-0)
Bobby Planutis	2 (0-2)	2 (0-2)
Jarred Godfrey	3 (0-3)	3 (0-3)
Jalon Pipkins	1 (1-0)	1 (1-0)
Demetric Horton	1 (1-0)	1 (1-0)

#### TEAM LEADER IN ASSISTS

Jarred Godfrey	7 (3-4)	30 (12-18)
Dylan Carl	9 (0-3)	9 (0-9)
DeMierre Black		6 (2-4)
Deonte Billups	2 (2-0)	5 (5-0)
Demetric Horton	2 (2-0)	2 (2-0)
Jalon Pipkins	6 (2-4)	6 (2-4)
Bobby Planutis	1 (0-1)	1 (0-1)

#### TEAM LEADER IN STEALS

Dylan Carl	1 (0-1)	16 (3-13)
Jarred Godfrey	6 (2-4)	24 (9-15)
Cameron Benford	1 (0-1)	10 (5-5)
DeMierre Black	1 (0-1)	10 (2-8)
Deonte Billups	1 (1-0)	8 (5-3)
Jalon Pipkins	5 (3-2)	5 (3-2)
Demetric Horton	4 (1-3)	4 (1-3)
Ra Kpedi	2 (1-1)	2 (1-1)
Bobby Planutis	3 (1-2)	3 (1-2)

#### TEAM LEADER IN BLOCKS

Dylan Carl	5 (1-4)	44 (23-21)
Cameron Benford	1 (1-0)	17 (11-6)
Jarred Godfrey	2 (0-2)	6 (4-2)
Deonte Billups	2 (1-1)	4 (2-2)
DeMierre Black		1 (1-0)
Johnathan DeJurnett	1 (1-0)	1 (1-0)
Demetric Horton	4 (1-4)	4 (1-3)
Bobby Planutis	3 (1-2)	3 (1-2)
Jarvis Walker	1 (0-1)	1 (0-1)
Jalon Pipkins	4 (3-1)	4 (3-1)
Ra Kpedi	1 (0-1)	1 (0-1)

In the event of a statistical tie all players are credited with win or loss.

## UNI-WATCH

#### RECORD WHEN WEARING...

White 2-4  
Southeastern Louisiana, Cleveland State (19th), Robert Morris (26th), UIC (8th), Green Bay (23rd), Oakland (29th)

Black 3-1  
Robert Morris (27th), UIC (9th), Milwaukee (16th), Oakland (30th)

Gold 0-2  
Northern Kentucky (1st), Green Bay (22nd)

Grey 1-2  
Cleveland State (20th), Northern Kentucky (2nd), Milwaukee (15th)

## TEAM RANKINGS - NATIONAL AND HORIZON LEAGUE

Statistic	National Rank	Conference Rank	Value	National Leader	Value	Conference Leader	Value
3-pt Field Goal Attempts (340 ranked)	167	9	312	FIU	569	Oakland	554
Assist Turnover Ratio (340 ranked)	287	12	0.78	Iowa	2.06	Youngstown St.	1.25
Assists Per Game (340 ranked)	102	4	14.5	Iowa	20.6	Wright St.	16.1
Blocked Shots Per Game (340 ranked)	255	6	2.5	Auburn	6.1	Wright St.	3.8
Defensive Rebounds per Game (340 ranked)	294	6	23.53	Wright St.	31.00	Wright St.	31.00
Fewest Fouls (339 ranked)	179	6	263	Loyola Maryland	84	IUPUI	200
Fewest Turnovers (340 ranked)	329	12	277	American Howard N.C. Central	72 72 72	Milwaukee	149
Field-Goal Percentage (340 ranked)	15	1	50.2	Gonzaga	55.0	Purdue Fort Wayne	50.2
Field-Goal Percentage Defense (340 ranked)	275	7	46.1	Houston	36.2	Wright St.	38.7
Free Throw Attempts (340 ranked)	168	6	270	Arizona	430	Oakland	419
Free Throws Made (340 ranked)	160	8	190	Ohio St.	322	Oakland	296
Free-Throw Percentage (340 ranked)	173	6	70.4	Colorado	84.1	Detroit Mercy	79.1
Offensive Rebounds Per Game (340 ranked)	274	11	8.33	North Carolina	15.69	Youngstown St.	14.33
Personal Fouls Per Game (340 ranked)	167	7	17.5	Notre Dame	11.9	Wright St.	13.1
Rebound Margin (340 ranked)	155	3	1.3	North Carolina	11.3	Wright St.	9.8
Scoring Defense (340 ranked)	307	10	77.4	Houston	56.0	Wright St.	65.0
Scoring Margin (340 ranked)	236	8	-1.6	Baylor	24.8	Wright St.	16.8
Scoring Offense (340 ranked)	87	2	75.8	Gonzaga	94.1	Wright St.	81.8
Steals Per Game (340 ranked)	83	3	7.5	Eastern Ky.	12.1	Oakland	8.5
Three Pt FG Defense (340 ranked)	170	4	32.9	Alabama A&M	22.4	UIC	25.8
Three-Point Field Goals Per Game (340 ranked)	77	4	8.5	The Citadel	13.1	Detroit Mercy	9.4
Three-Point Field-Goal Percentage (340 ranked)	5	1	40.7	Baylor	43.4	Purdue Fort Wayne	40.7
Total 3-point FGM (340 ranked)	82	5	127	Toledo	204	Oakland	183
Total Assists (340 ranked)	113	5	217	McNeese	337	Oakland	305
Total Blocks (340 ranked)	226	4	37	Auburn	110	Wright St.	65
Total Rebounds (340 ranked)	221	8	478	Louisiana Tech	750	Wright St.	730
Total Rebounds Per Game (340 ranked)	307	11	31.87	North Carolina	43.12	Wright St.	42.94
Total Steals (340 ranked)	84	4	112	Eastern Ky.	182	Oakland	178
Turnover Margin (337 ranked)	329	12	-4.3	Abilene Christian	7.9	Youngstown St.	3.2
Turnovers Forced (340 ranked)	137	4	14.13	Abilene Christian	21.76	IUPUI	14.64
Turnovers Per Game (340 ranked)	339	12	18.5	Villanova	8.3	Youngstown St.	10.2
Won-Lost Percentage (335 ranked)	239	8	40.0	Gonzaga Baylor Drake	100.0 100.0 100.0	Wright St.	76.5

# INDIVIDUAL RANKINGS - NATIONAL AND HORIZON LEAGUE

Statistic	Player	National Rank	Conference Rank	Value	National Leader	Value	Conference Leader	Value
3-pt Field Goal Attempts (350 ranked)	Demetric Horton Jarred Godfrey Bobby Planutis	277 350 350	14 17 17	74 68 68	Rashad Williams, Oakland	192	Rashad Williams, Oakland	192
Assist Turnover Ratio (350 ranked)					Darius Brown II, CSUN	5.42	Jon Williams, Robert Morris	4.15
Assists Per Game (349 ranked)	Jarred Godfrey	277	12	3.3	Jalen Moore, Oakland	8.0	Jalen Moore, Oakland	8.0
Blocked Shots Per Game (349 ranked)					KC Ndefo, Saint Peter's	4.13	Grant Basile, Wright St.	1.65
Defensive Rebounds per Game (350 ranked)	Jarred Godfrey	301	13	4.53	Fardaws Aimaq, Utah Valley	10.38	Elyjah Goss, IUPUI	7.45
Double Doubles (345 ranked)	Jarred Godfrey Deonte Billups	178 345	12 17	2 1	4 players tied	11	Jalen Moore, Oakland Loudon Love, Wright St.	7 7
Field-Goal Percentage (336 ranked)	Jarred Godfrey	109	6	50.0	Asbjorn Midtgaard, Grand Canyon	74.4	Grant Basile, Wright St.	63.9
Free Throw Attempts (327 ranked)	Jarred Godfrey	262	12	59	Jalen Moore, Oakland	159	Jalen Moore, Oakland	159
Free Throws Made (332 ranked)	Jarred Godfrey	133	7	53	Jalen Moore, Oakland	120	Jalen Moore, Oakland	120
Free-Throw Percentage (345 ranked)	Jarred Godfrey	19	1	89.8	Jack Ferguson, Colgate	100.0	Jarred Godfrey, Purdue Fort Wayne	89.8
Minutes Per Game (350 ranked)					Jamir Harris, American	41:21	Antoine Davis, Detroit Mercy	38:40
Offensive Rebounds Per Game (346 ranked)					Terry Taylor, Austin Peay	4.80	Loudon Love, Wright St.	3.53
Points Per Game (349 ranked)	Jarred Godfrey	149	9	16.5	Luka Garza, Iowa	26.4	AJ Bramah, Robert Morris	21.5
Rebounds Per Game (342 ranked)					Fardaws Aimaq, Utah Valley	14.9	Elyjah Goss, IUPUI	10.6
Steals Per Game (350 ranked)	Jarred Godfrey Demetric Horton Jalon Pipkins	123 263 319	4 11 13	1.67 1.40 1.33	Jacob Gilyard, Richmond	3.79	Marcus Burk, IUPUI	2.09
Three-Point Field Goals Per Game (345 ranked)	Bobby Planutis Jarred Godfrey	187 345	11 15	2.13 1.80	Kaiden Rice, The Citadel	4.64	Rashad Williams, Oakland	3.15
Three-Point Field-Goal Percentage (99 ranked)					Nate Johnson, Xavier	52.2	Pj Pipes, Green Bay	42.2
Total 3-point FGM (342 ranked)	Bobby Planutis Jarred Godfrey Demetric Horton	161 277 342	9 14 17	32 27 25	Tajion Jones, UNC Asheville	66	Rashad Williams, Oakland	63
Total Assists (340 ranked)	Jarred Godfrey Jalon Pipkins	234 340	11 15	50 44	Jalen Moore, Oakland	168	Jalen Moore, Oakland	168
Total Blocks (327 ranked)					KC Ndefo, Saint Peter's	62	Grant Basile, Wright St.	28
Total Field Goal Attempts (342 ranked)	Jarred Godfrey	250	16	168	Jalen Moore, Oakland	299	Jalen Moore, Oakland	299
Total Field Goals Made (343 ranked)	Jarred Godfrey Jalon Pipkins	160 326	13 19	84 72	Luka Garza, Iowa	159	Jalen Moore, Oakland	119
Total Minutes (350 ranked)					Jalen Moore, Oakland	767:55	Jalen Moore, Oakland	767:55
Total Points (346 ranked)	Jarred Godfrey	122	10	248	Luka Garza, Iowa	423	Jalen Moore, Oakland	397
Total Rebounds (345 ranked)					Charles Bassey, Western Ky.	195	Loudon Love, Wright St.	172
Total Steals (290 ranked)	Jarred Godfrey Demetric Horton Jalon Pipkins	94 195 237	7 12 14	25 21 20	DeVante' Jones, Coastal Carolina	58	Jalen Moore, Oakland	41
Triple Doubles (2 ranked)					Chandler Vaudrin, Winthrop	2	Jalen Moore, Oakland Teyvion Kirk, UIC	1 1



# THE LAST TIME IT HAPPENED ...

## SCORING

**Scored 20 points:** Jalon Pipkins (21), vs. Oakland, 1/29/21  
**Scored 25 points:** Jarred Godfrey (41), vs. UIC, 1/8/21  
**Scored 30 points:** Jarred Godfrey (41), vs. UIC, 1/8/21  
**Scored 40 points:** Jarred Godfrey (41), vs. UIC, 1/8/21  
**Exactly Two players scored 20 points:** Jarred Godfrey (22), Brian Patrick (21), vs. South Dakota, 01/01/20  
**Exactly Three players scored 20 points:** Kason Harrell (23), John Konchar (23), Matt Holba (20), vs. South Dakota State, 1/3/19  
**Exactly Two in double figures:** Jalon Pipkins (16), Jarred Godfrey (15), Dylan Carl (12), at Green Bay, 1/23/21  
**Exactly Three in double figures:** Jarred Godfrey (41), Jalon Pipkins (19), Deonte Billups (15), vs. UIC, 1/8/21  
**Exactly Four in double figures:** Jalon Pipkins (21), Bobby Planutis (15), Demetric Horton (12), Jarred Godfrey (10), vs. Oakland, 1/30/21  
**Exactly Five in double figures:** Jarred Godfrey (17), Matt Holba (13), Marcus DeBerry (13), Kason Harrell (11), John Konchar (10), vs. Western Illinois, 2/7/19  
**Exactly Six in double figures:** Jarred Godfrey (20), Matt Holba (16), Tionne Rollins (13), Dylan Carl (12), Marcus DeBerry (11), Brian Patrick (10), at Manchester, 11/7/19  
**Exactly Seven in double figures:** John Konchar (16), Jarred Godfrey (16), Matt Holba (15), Kason Harrell (14), Marcus DeBerry (14), Dee Montgomery (11), Matt Weir (11), at Eastern Illinois, 11/28/18  
**Mastodons scored 50 points/half:** 51 (2nd), vs. UIC, 1/9/21  
**Mastodons scored 100 points:** 102, vs. South Dakota, 1/30/19  
**Mastodons scored less than 20 points/half:** 14 (1st), at UIC, 12/7/19  
**Mastodons scored less than 30 points/half:** 27 (1st), vs. Oakland, 1/29/21  
**Mastodons scored less than 50 points/game:** 49, vs. UIC, 12/7/19

## FIELD GOAL SHOOTING

**Mastodons shot 60 percent/half:** 66.7% (1st), at Milwaukee, 1/16/21  
**Mastodons shot 70 percent/half:** 75.0%, (2nd), at UNLV, 11/5/19  
**Mastodons shot 60 percent/game:** 62.8%, at Milwaukee, 1/16/21  
**Mastodons shot under 20 percent/half:** 19.2%, at UIC, 12/7/19  
**Mastodons shot under 30 percent/half:** 28.6% (1st), vs. North Dakota, 3/9/20  
**Mastodons shot under 30 percent/game:** 28.1%, at North Dakota State, 2/6/16  
**Mastodons shot under 40 percent/game:** 33.3%, vs. Southeastern Louisiana, 11/25/20  
**Mastodons shot under 40 percent/game and won:** 35.7%, vs. Denver, 2/26/20

## 3-POINTERS

**Made exactly 5 3-pointers:** Bobby Planutis, vs. Oakland, 1/30/21  
**Made exactly 6 3-pointers:** Matt Holba, vs. South Dakota State, 3/7/20  
**Made exactly 7 3-pointers:** Marcus DeBerry, vs. North Dakota, 1/31/20  
**Made exactly 8 3-pointers:** Ben Botts, at Centenary, 12/30/10  
**Made exactly 9 3-pointers:** Max Landis, at Omaha, 1/16/16  
**Made 10 or more 3-pointers:** Max Landis (11), at South Dakota, 2/4/16  
**Mastodons made 15 3-pointers:** 16, vs. Stetson, 11/16/19  
**Mastodons did not make a 3-pointer:** vs. Miami (OH), 12/21/03 (0-9)  
**Mastodons did not make 5 3-pointers:** at Green Bay, 1/22/21 (4-18)  
**Mastodons attempted 30 3-pointers:** 32, vs. Oakland, 1/30/21  
**Mastodons shot 60 percent 3FG (min. 10 att.):** 70.6% (12-of-17), at Milwaukee, 1/16/21

## FREE THROWS

**Made 10 of 10 or better:** Bryson Scott, (10-10), vs. Detroit Mercy, 11/28/17  
**Made 14 of 14 or better:** Frank Gaines, (14-14), vs. Omaha, 1/5/13  
**Made 10 FTs:** Jarred Godfrey (11-of-12), vs. UIC, 1/8/21  
**Made 15 FTs:** Bryson Scott (15-of-16), vs. NDSU, 1/20/18  
**Mastodons shot 85 percent (min. 10 atts):** 88.2% (15-17), vs. UIC, 1/9/21  
**Mastodons shot 90 percent (min. 10 atts):** 92.9% (13-14), vs. South Dakota St., 1/11/20  
**Mastodons made 30 FTs:** (32-37), vs. Olivet, 12/28/17  
**Mastodons shot under 50 percent:** 48.1% (13-27), vs. Judson, 12/10/19  
**Mastodons made less than five FTs:** 2 (2-2), vs. Oakland, 1/30/21  
**Mastodons attempted 40 free throws:** (24-40), at Arkansas, 11/11/16  
**Mastodons attempted 50 free throws:** (32-57), vs. UTPA, 11/16/12  
**Mastodons attempted less than five FTs:** 2, vs. Oakland, 1/30/21

## REBOUNDING

**Had 10 rebounds:** Deonte Billups (10) & Jarred Godfrey (10), at Milwaukee, 1/15/21  
**Had 15 rebounds:** John Konchar (15), vs. North Dakota State, 3/2/19  
**Had 20 rebounds:** Matt Shepherd (21), vs. Metropolitan U-Puerto Rico, 12/23/00  
**Had 10 rebounds in two consecutive games:** John Konchar (10 vs. Siena Heights, 12/20/18, at North Dakota, 12/29/18)  
**Had 10 rebounds in three consecutive games:** John Konchar (10 vs. IUPUI, 12/18/18, 10 vs. Siena Heights, 12/20/18, 13 at North Dakota, 12/29/18)  
**Had 10 rebounds in four consecutive games:** John Konchar (11 at Eastern Illinois, 11/28/18; 12 vs. UMKC, 12/1/18; 11 vs. Akron, 12/5/18; 14 at Miami (OH), 12/8/18)  
**Had 10 rebounds in five consecutive games:** John Konchar (13 at South Dakota, 1/14/16; 12 at Omaha, 1/16/16; 19 vs. North Dakota State, 1/21/16; 12 vs. IUPUI, 1/23/16; 14 at Oral Roberts, 1/28/16)

## DOUBLE-DOUBLES

**Last Player:** Jarred Godfrey (23p, 10r), at Milwaukee, 1/15/21  
**Had double-double in two consecutive games:** John Konchar (17p, 15r) vs. North Dakota State, 3/2/19 & John Konchar 18p, 10r, 10a) vs. South Dakota, 3/10/19  
**Had double-double in three consecutive games:** John Konchar (30p, 10r) vs. IUPUI; 12/18/18, (30p, 10r) vs. Siena Heights; 12/20/18, (18p, 13p) at North Dakota, 12/29/18  
**Had double-double in four consecutive games:** John Konchar (16p, 11r) at Eastern Illinois, 11/28/18, (17p, 12r) vs. UMKC, 12/01/18, (13p, 11r) vs. Akron, 12/5/18; (28p, 14r), at Miami (OH), 12/8/18)  
**Had double-double in five consecutive games:** John Konchar (22p, 13r) at South Dakota State, 1/14/16; (27p, 12r), at Omaha, 1/16/16; (10p, 19r) vs. North Dakota State, 1/21/16; (14p, 12r) vs. IUPUI, 1/23/16; (16p, 14r) at Oral Roberts, 1/28/16

## TRIPLE-DOUBLES

**Last Player:** John Konchar (18p, 10r, 10a) vs. South Dakota, 3/10/19

## ASSISTS

**Had 8 assists:** John Konchar (10), vs. South Dakota, 3/10/19  
**Had 9 assists:** John Konchar (10), vs. South Dakota, 3/10/19  
**Had 10 assists:** John Konchar (10), vs. South Dakota, 3/10/19  
**Had 15 assists:** Russ Marcinek (19), vs. IUPUI, 12/20/93  
**Had 10 assists in exactly two consecutive games:** Mo Evans (11), at Austin Peay, 11/30/16 and (10), vs. Miami (OH), 12/3/16  
**Had 10 assists in three consecutive games:** Mo Evans (10) vs. South Dakota, 2/8/17, (12), vs. Omaha, 2/11/17 and (11), vs. North Dakota State, 2/15/17  
**Mastodons had 20 assists:** 21, at Milwaukee, 1/15/21  
**Mastodons had 25 assists:** 27, vs. Siena Heights, 12/20/18  
**Mastodons had 30 assists:** 35, vs. Olivet, 1/9/17  
**Mastodons had fewer than 10 assists:** 7, at Green Bay, 1/22/21  
**Mastodons had 5 or fewer assists:** 3, at Valparaiso, 12/18/10

## BLOCKS

**Blocked 5 shots:** John Konchar (5), vs. Western Illinois, 2/14/18  
**Blocked 6 shots:** Brent Calhoun (6), at Omaha, 1/7/17  
**Blocked 7 shots:** Deilvez Yearby (7), vs. SIUE, 2/23/10  
**Blocked 8 shots:** Deilvez Yearby (9), vs. UMKC, 1/16/10  
**Blocked 9 shots:** Deilvez Yearby (9), vs. UMKC, 1/16/10  
**Mastodons blocked 10 shots:** 11, vs. SIUE, 2/23/10  
**Mastodons blocked 0 shots:** vs. Cleveland State, 12/20/20

## STEALS

**Had exactly 5 steals:** DeMirre Black, (5), at South Dakota State, 2/16/20  
**Had exactly 6 steals:** Bryson Scott (6), vs. Concordia (Mich.), 12/30/17  
**Had exactly 7 steals:** John Konchar (7), at Denver, 1/6/17  
**Had exactly 8 steals:** Randy Spicer (8), vs. Northern Kentucky, 1/9/99  
**Mastodons had 15 steals:** 15, vs. Oral Roberts, 1/10/19  
**Mastodons had 20 steals:** 23, vs. Grace College, 12/13/97

## TURNOVERS

**Mastodons committed 20-24:** 22, at Green Bay, 1/22/21  
**Mastodons committed 25-29:** 27 vs. Cleveland State, 12/19/20  
**Mastodons committed 30 or more:** 31, vs. Southeastern Louisiana, 11/25/20  
**Mastodons committed 5 or less:** 3, vs. Siena Heights, 12/20/18  
**Mastodons committed between 6-10:** 10, vs. Robert Morris, 12/26/20

## ROSTER BREAKDOWN

### By Class

Seniors	4
Juniors	4
Sophomores	3
Freshmen	3

### By Position

Guards	9
Forwards	5

### By Height

Dylan Carl	6-11
Ra Kpedi	6-9
Cameron Benford	6-8
Johnathan DeJurnett	6-8
Bobby Planutis	6-8
Bryce Waterman	6-6
Demetric Horton	6-5
Jarred Godfrey	6-5
Jalon Pipkins	6-4
Deonte Billups	6-4
Jarvis Walker	6-2
Matt Havey	6-1
Justice Prentice	6-1
DeMierre Black	6-0

### By Weight

Justice Prentice	175
Jarred Godfrey	185
Matt Havey	185
Deonte Billups	185
DeMierre Black	185
Jalon Pipkins	195
Jarvis Walker	195
Bobby Planutis	200
Demetric Horton	200
Bryce Waterman	205
Johnathan DeJurnett	225
Ra Kpedi	245
Dylan Carl	240
Cameron Benford	250

### By State/Province

Michigan	3
Georgia	2
Indiana	1
Washington	1
North Carolina	1
Texas	1
Illinois	1
Tennessee	1
Pennsylvania	1
New York	1
Ontario	1

## PLAYER PRONUNCIATIONS

#0	Pluh - New - Tis
#3	Pedi (silent K)
#5	De - Jurn - Nae
#24	Deh - Mear

## 2020-21 PURDUE FORT WAYNE BASKETBALL ROSTER - NUMERICAL

#	Name	Pos.	Ht.	Wt.	Yr.	Hometown	High School / Previous School
0	Bobby Planutis	F	6-8	200	R-Jr.	Hazleton, Pa.	Hazleton/St. Bonaventure
1	Jarred Godfrey	G	6-5	185	Jr.	Atlanta, Ga.	Sandy Creek
2	Justice Prentice	G	6-1	175	Fr.	Toronto, Ontario	Orangeville Prep
3	Ra Kpedi	F	6-9	245	R-Jr.	Indianapolis, Ind.	Lawrence North / Vermont
4	Jarvis Walker	G	6-2	195	Fr.	Muskegon, Mich.	Muskegon
5	Johnathan DeJurnett	F	6-8	225	Fr.	Memphis, Tenn.	Lausanne Collegiate
10	Matt Havey	G	6-1	185	R-So.	Lansing, Mich.	Lansing Christian
11	Dylan Carl	F	6-11	240	R-Sr.	Alma, Mich.	Alma
15	Deonte Billups	G	6-4	200	So.	Moline, Ill.	Moline
22	Bryce Waterman	G	6-6	205	So.	Colonie, N.Y.	Virginia Episcopal / Pensacola State JC
24	DeMierre Black	G	6-0	185	Sr.	Marietta, Ga.	Hillgrove / Roane State
25	Demetric Horton	G	6-5	200	Jr.	Raleigh, N.C.	Garner / Independence CC
34	Cameron Benford	F	6-8	250	Sr.	Seattle, Wash.	Franklin / Hillcrest Academy
50	Jalon Pipkins	G	6-4	195	Sr.	Paris, Texas	Paris / Loyola Chicago

## 2020-21 PURDUE FORT WAYNE BASKETBALL ROSTER - ALPHABETICAL

#	Name	Pos.	Ht.	Wt.	Yr.	Hometown	High School / Previous School
34	Cameron Benford	F	6-8	250	Sr.	Seattle, Wash.	Franklin / Hillcrest Academy
15	Deonte Billups	G	6-4	200	So.	Moline, Ill.	Moline
24	DeMierre Black	G	6-0	185	Sr.	Marietta, Ga.	Hillgrove / Roane State
11	Dylan Carl	F	6-11	240	R-Sr.	Alma, Mich.	Alma
5	Johnathan DeJurnett	F	6-8	205	Fr.	Memphis, Tenn.	Lausanne Collegiate
1	Jarred Godfrey	G	6-5	185	Jr.	Atlanta, Ga.	Sandy Creek
10	Matt Havey	G	6-1	185	R-So.	Lansing, Mich.	Lansing Christian
25	Demetric Horton	G	6-5	200	Jr.	Raleigh, N.C.	Garner / Independence CC
3	Ra Kpedi	F	6-9	245	R-Jr.	Indianapolis, Ind.	Lawrence North / Vermont
50	Jalon Pipkins	G	6-4	195	Sr.	Paris, Texas	Paris / Loyola Chicago
0	Bobby Planutis	F	6-8	200	R-Jr.	Hazleton, Pa.	Hazleton/St. Bonaventure
2	Justice Prentice	G	6-1	175	Fr.	Toronto, Ontario	Orangeville Prep
4	Jarvis Walker	G	6-2	195	Fr.	Muskegon, Mich.	Muskegon
22	Bryce Waterman	G	6-6	205	So.	Colonie, N.Y.	Virginia Episcopal / Pensacola State JC

Head Coach: Jon Coffman

Assistant Coaches: Ryan Sims, Adam Blaylock, Mike Wolf

Video Coordinator: Jordan Counts

Director of Analytics: Josh Kelly

Assistant Athletic Trainer: Chase Taylor

Strength and Conditioning Coach: Kevin Rudolphi

## QUICK FACTS

City / Zip	Fort Wayne, IN / 46805
Founded	1964
Undergraduate Enrollment	8,093
Nickname	Mastodons
Colors	Gold and Black
Affiliation	NCAA Division I
Conference	Horizon League
Chancellor	Ron Elsenbaumer
Athletic Director	Kelley Hartley Hutton

## HISTORY

First Year of Basketball	1973-74
First Year of NCAA Division I	2001-02

## HEAD COACH JON COFFMAN



### PURDUE FORT WAYNE HEAD COACHES

	Career Record (Years)	Pct.
Andy Piazza	142-108 (8)	.568
<b>Jon Coffman</b>	<b>116-96 (6+)</b>	<b>.552</b>
Tony Jasick	52-47 (3)	.531
Gene Hany	12-12 (1)	.500
Tim Russell	67-72 (5)	.482
Dane Fife	82-97 (6)	.458
Jon Williams	32-49 (3)	.395
Gordon Stauffer	37-68 (3)	.352
Doug Noll	40-119 (6+)	.336
Joe Pechota	4-9 (0+)	.308
Ken Workman	15-61 (3)	.197
George Wehrmeister	5-21 (1)	.192

### JON COFFMAN CAREER

2020-21	Purdue Fort Wayne	Head Coach
2019-20	Purdue Fort Wayne	Head Coach
2018-19	Purdue Fort Wayne	Head Coach
2017-18	Purdue Fort Wayne	Head Coach
2016-17	Purdue Fort Wayne	Head Coach
2015-16	Purdue Fort Wayne	Head Coach
2014-15	Purdue Fort Wayne	Head Coach
2013-14	Purdue Fort Wayne	Assistant Coach
2012-13	Purdue Fort Wayne	Assistant Coach
2011-12	Purdue Fort Wayne	Assistant Coach
2010-11	Colgate	Assistant Coach
2009-10	Colgate	Assistant Coach
2008-09	Stetson	Assistant Coach
2007-08	Stetson	Assistant Coach
2006-07	Stetson	Assistant Coach
2005-06	Stetson	Assistant Coach
2004-05	Stetson	Assistant Coach
2003-04	Stetson	Assistant Coach
2002-03	Stetson	Assistant Coach
2001-02	Stetson	Assistant Coach
2000-01	College of Charleston	Assistant Coach
1999-00	Emory and Henry	Assistant Coach
1998-99	Emory and Henry	Assistant Coach

### As Head Coach (2014-present)

- Most victories in program history during the NCAA Division I era (2001-present)
- 2015-16 Summit League Coach of the Year
- Won the 2015-16 Summit League regular season title
- National Invitational Tournament berth in 2016, program's first
- Colleg Insider.com Tournament berths in 2015, 2017, 2018
- From 2015 to 2019, team ranked in the top 15 in 3-pointers per game each season
- Beat Indiana in back-to-back seasons in 2016 and 2017
- Win over No. 3 Indiana in 2016 matched the highest-ranked team a Summit League school has ever defeated
- Win over No. 3 Indiana in 2016 was the first win over an AP Top 25 team in program history
- Win over Indiana in 2017 had the largest margin of victory (20) and was the largest Summit League win against a Big Ten opponent since 1994
- In five seasons from 2013 to 2019, the Mastodons ranked in the top 35 in the country in points per game
- Only Division I team in Indiana from 2013-14 to 2017-18 to play in the postseason each of the five years
- Earned NCAA APR Public Recognition Awards in 2016 and 2017
- Recruited and coached John Konchar, who moved on to play with the Memphis Grizzlies
- John Konchar became the first student-athlete in NCAA Division I men's basketball history to record 2,000 points, 1,000 rebounds, 500 steals and 200 steals
- John Konchar became the first player in program history to be named All-League First Team each of his four seasons
- Since 1992-93, John Konchar is the only player in NCAA Division I with two seasons of 450 points, 200 rebounds, 150 assists and 60 steals
- John Konchar's program ranks: first in points (2,065), first in rebounds (1,150), second in assists (554), second in steals (272) and seventh in blocks (78). Assists and steals totals were DI era records
- Bryson Scott set the program record for single-season points (746)
- Bryson Scott was selected for the 2018 NABC Reese's® College All-Star Game
- Mo Evans finished his career as the program leader in 3-pointers with 266
- Mo Evans recorded 463 career assists, third in program history and most during the DI era
- 2017 senior class finished with most wins in program history (85)
- Max Landis named the Summit League Player of the Year and Associated Press All-American in 2016
- Max Landis made a single-season program record 125 3-pointers in 2015-16
- Max Landis set a program record with 44 points and 11 3-pointers at South Dakota on Feb. 4, 2016
- Five Mastodons selected in the G-League Draft (Bryson Scott (2018), Steve Forbes (2015), Luis Jacobo (2014), Deilvez Yearby (2014) and Frank Gaines (2013))
- Five of the program's top 10 scorers of all-time played under Coffman's tenure as a head coach or an assistant

### As Mastodon Assistant Coach (2011-2014)

- Tied for second in the Summit League in 2013-14
- Earned program's first postseason berth, defeating Akron in the CIT in 2014
- 2013-14 squad finished 25-11 for program's first 20-win season in the Division I era
- 2013-14 team ended the season with the eighth-best field goal percentage in NCAA Division I
- Team ranked 16th in NCAA Division I in three-point field goal percentage in 2013-14
- 2013-14 team ranked 20th in the country in total three-point field goals

### Bio

Coffman graduated from Washington & Lee University in 1996, earning a pair of bachelor's degrees in economics and geology. He was also a three-year starter for the Generals basketball team and captain of the 1995-96 squad. After graduation, Coffman worked in finance for two years in San Francisco, California before joining the coaching ranks in 1997. Coffman and his wife, Tracy, have a son, Thomas, and a daughter, Lucy. They reside in Fort Wayne. Tracy has coached softball collegiately for the past 16 years and is currently the head coach at Northwest Ohio.



# RADIO / TV ROSTER




**0 BOBBY PLANUTIS**  
6-8 | Forward | R-Jr.  
Hazleton, Pa.  
St. Bonaventure




**1 JARRED GODFREY**  
6-5 | Guard | Jr.  
Atlanta, Ga.  
Sandy Creek HS



**2 JUSTICE PRENTICE**  
6-11 | Guard | Fr.  
Toronto, Ontario  
Orangeville Prep



**3 RA KPEDI**  
6-9 | Guard | R-Jr.  
Indianapolis, IN.  
Vermont



**4 JARVIS WALKER**  
6-2 | Guard | Fr.  
Muskegon, Mich.  
Muskegon HS



**5 JOHNATHAN DEJURNETT**  
6-8 | Forward | Fr.  
Memphis, Tenn.  
Lausanne Collegiate HS



**10 MATT HAVEY**  
6-1 | Guard | R-So.  
Lansing, Mich.  
Lansing Christian HS



**11 DYLAN CARL**  
6-11 | Forward | R-Sr.  
Alma, Mich.  
Alma HS



**15 DEONTE BILLUPS**  
6-4 | Guard | So.  
Moline, Ill.  
Moline HS




**22 BRYCE WATERMAN**  
6-6 | Guard | So.  
Colonie, N.Y.  
Pensacola State JC




**24 DEMIERRE BLACK**  
6-0 | Guard | Sr.  
Marietta, Ga.  
Roane State



**25 DEMETRIC HORTON**  
6-5 | Guard | Jr.  
Raleigh, N.C.  
Independence CC



**34 CAMERON BENFORD**  
6-8 | Forward | Sr.  
Seattle, Wash.  
Hillcrest Academy



**50 JALON PIPKINS**  
6-4 | Guard | Sr.  
Paris, Texas.  
Loyola Chicago




**JON COFFMAN**  
Head Coach  
Seventh Season as Head Coach



**RYAN SIMS**  
Assistant Coach  
Eleventh Season




**ADAM BLAYLOCK**  
Assistant Coach  
Third Season



**MIKE WOLF**  
Assistant Coach  
Second Season



**JORDAN COUNTS**  
Video Coordinator  
First Season



**JOSH KELLY**  
Director of Analytics  
First Season



0

BOBBY  
PLANUTIS

Redshirt Junior | 6-8 | 200  
Hazleton, Pa.  
Hazleton | St. Bonaventure

FORWARD

SEASON HIGH	CATEGORY	CAREER HIGH
37, twice	Minutes	37, twice
16, vs. Oakland, 1/29/21	Points	16, vs. Oakland, 1/29/21
5, vs. Cleveland St., 12/20/20	Rebounds	10, vs. Ohio, 11/5/19
4, vs. Cleveland St., 12/20/20	Assists	5, vs. Hofstra, 12/7/19
2, vs. UIC, 1/8/21	Steals	3, vs. Vermont, 11/8/19
2, twice	Blocks	4, vs. Fairleigh Dickinson, 2/15/18
5, four times	FG Made	6, at George Washington, 1/5/020
13, vs. Oakland, 1/29/21	FG Attempts	13, vs. Oakland, 1/30/219
5, vs. Oakland, 1/30/21	3-PT Made	5, vs. Oakland, 1/29/21
9, vs. Oakland, 1/29/21	3-PT Attempts	9, vs. Oakland, 1/29/21
5, vs. Robert Morris, 12/26/20	FT Made	5, vs. Robert Morris, 12/26/20
6, vs. Robert Morris, 12/26/20	FT Attempts	6, twice

## 2020-21 GAME-BY-GAME

Opponent	Date	GS	MIN	Total		3-Pointers		Free throws		Rebounds											
				FG-FGA	PCT	3FG-3FGA	PCT	FT-FTA	PCT	OFF	DEF	TOT	AVG	PF	A	T/O	BLK	STL	PTS	AVG	
Southeastern La.	11/25/2020	*	31:54	4-7	.571	2-5	.400	4-4	1.000	0	2	2	2.0	1	1	4	0	0	14	14.0	
Cleveland St.	12/19/2020	*	31:31	3-7	.429	2-5	.400	4-4	1.000	0	4	4	3.0	1	2	1	0	0	12	13.0	
Cleveland St.	12/20/2020	*	30:17	5-10	.500	1-3	.333	1-1	1.000	4	1	5	3.7	5	4	1	0	1	12	12.7	
Robert Morris	12/26/2020	*	26:13	1-7	.143	1-4	.250	5-6	.833	3	1	4	3.8	4	0	0	1	0	8	11.5	
Robert Morris	12/27/2020	*	31:40	4-8	.500	4-7	.571	1-2	.500	1	3	4	3.8	3	1	5	0	0	13	11.8	
at Northern Ky.	01/01/2021	*	24:40	1-2	.500	0-1	.000	0-0	.000	0	4	4	3.8	2	1	1	0	1	2	10.2	
at Northern Ky.	01/02/2021	*	17:59	4-8	.500	3-6	.500	2-2	1.000	0	2	2	3.6	0	0	4	0	0	13	10.6	
UIC	01/08/2021	*	36:11	1-2	.500	0-1	.000	2-2	1.000	0	1	1	3.3	3	2	1	2	2	4	9.8	
UIC	01/09/2021	*	24:06	5-6	.833	2-3	.667	0-0	.000	1	2	3	3.2	1	0	1	0	0	12	10.0	
at Milwaukee	01/15/2021	*	28:00	3-6	.500	2-5	.400	0-0	.000	0	3	3	3.2	1	1	2	0	0	8	9.8	
at Milwaukee	01/16/2021	*	29:02	4-6	.667	3-5	.600	4-7	.571	0	3	3	3.2	3	3	0	0	0	15	10.3	
at Green Bay	01/22/2021	*	26:13	3-6	.500	2-4	.500	0-0	.000	0	0	0	2.9	2	0	1	2	1	8	10.1	
at Green Bay	01/23/2021	*	24:19	1-3	.333	1-2	.500	4-4	1.000	0	3	3	2.9	2	0	3	0	2	7	9.8	
Oakland	01/29/2021	*	36:52	5-13	.385	4-9	.444	2-2	1.000	0	6	6	3.1	2	3	3	0	1	16	10.3	
Oakland	01/30/2021	*	26:38	5-8	.625	5-8	.625	0-0	.000	0	2	2	3.1	2	3	1	0	0	15	10.6	
Totals		15	425:36	49-99	.495	32-68	.471	29-34	.853	9	37	46	3.1	32	21	28	5	8	159	10.6	

### Player Averages

Games Played	Minutes/ game	Points/ game	FG Pct	3FG Pct	FT Pct	Rebounds/ game	Assists/ game	Turnovers/ game	Assist/Turnover ratio	Steals/ game	Blocks/ game
15	28.4	10.6	49.5	47.1	85.3	3.1	1.4	1.9	0.8	0.5	0.3

## CAREER STATS (INCLUDES MOUNT ST. MARY'S & ST. BONAVENTURE )

				Field Goals		3-Point		F-Throws		Rebounds										Scoring	
SEASON	TEAM	GP-GS	MIN/AVG	FG-FGA	FG%	3FG-FGA	3FG%	FT-FTA	FT%	OFF	DEF	TOT	AVG	PF-FO	AST	TO	BLK	STL	PTS	AVG	
2017-18	MSM	32-25	759/23.7	55-116	.474	33-67	.493	36-40	.900	24	102	126	3.9	79-1	22	40	20	15	179	5.6	
2019-20	SBU	31-3	639/20.6	60-156	.385	17-69	.246	31-43	.721	44	87	131	4.2	78-1	28	40	6	25	168	5.4	
2020-21	Pur-FW	15-15	426/28.4	49-99	.495	32-68	.471	29-34	.853	9	37	46	3.1	32-1	21	28	5	8	159	10.6	
TOTAL FOR Pur-FW		15-15	426/28.4	49-99	.495	32-68	.471	29-34	.853	9	37	46	3.1	32-1	21	28	5	8	159	10.6	
TOTAL		78-43	1824/23.4	164-371	.442	82-204	.402	96-117	.821	77	226	303	3.9	189-3	71	108	31	48	506	6.5	



1

JARRED GODFREY

Junior | 6-5 | 185  
 Atlanta, Ga.  
 Sandy Creek

GUARD

SEASON HIGH	CATEGORY	CAREER HIGH
39, twice	Minutes	39, three times
41, vs. UIC, 1/8/21	Points	41, vs. UIC, 1/8/21
10, twice	Rebounds	13, at Western Illinois, 1/8/20
7, twice	Assists	7, four times
5, vs. Robert Morris, 12/27/20	Steals	5, vs. Robert Morris, 12/27/20
1, four times	Blocks	2, twice
13, vs. UIC, 1/8/21	FG Made	13, vs. UIC, 1/8/21
24, vs. UIC, 1/8/21	FG Attempts	24, vs. UIC, 1/8/21
5, vs. Cleveland St., 12/20/20	3-PT Made	5, vs. Cleveland St., 12/20/20
9, vs. Cleveland St., 12/20/20	3-PT Attempts	11, at IUPUI, 12/14/19
11, vs. UIC, 1/8/21	FT Made	11, vs. UIC, 1/8/21
12, vs. UIC, 1/8/21	FT Attempts	12, vs. UIC, 1/8/21

## 2020-21 GAME-BY-GAME

Opponent	Date	GS	MIN	Total		3-Pointers		Free throws		Rebounds				PF	A	T/O	BLK	STL	PTS	AVG
				FG-FGA	PCT	3FG-3FGA	PCT	FT-FTA	PCT	OFF	DEF	TOT	AVG							
Southeastern La.	11/25/2020	*	07:05	0-1	.000	0-1	.000	0-0	.000	0	0	0	0.0	0	2	0	0	0	0	0.0
Cleveland St.	12/19/2020	*	35:50	5-13	.385	3-6	.500	8-9	.889	4	4	8	4.0	0	3	9	0	2	21	10.5
Cleveland St.	12/20/2020	*	33:57	7-13	.538	5-9	.556	4-4	1.000	0	1	1	3.0	2	1	1	0	2	23	14.7
Robert Morris	12/26/2020	*	32:51	8-12	.667	2-6	.333	4-4	1.000	0	3	3	3.0	2	2	3	1	2	22	16.5
Robert Morris	12/27/2020	*	33:33	9-11	.818	4-5	.800	5-6	.833	0	10	10	4.4	0	5	3	0	5	27	18.6
at Northern Ky.	01/01/2021	*	22:50	2-7	.286	0-2	.000	0-0	.000	0	2	2	4.0	4	1	5	0	2	4	16.2
at Northern Ky.	01/02/2021	*	35:20	4-11	.364	0-6	.000	2-4	.500	0	6	6	4.3	2	3	4	1	2	10	15.3
UIC	01/08/2021	*	38:25	13-24	.542	4-6	.667	11-12	.917	1	8	9	4.9	2	4	3	1	0	41	18.5
UIC	01/09/2021	*	25:27	6-11	.545	2-4	.500	2-2	1.000	0	4	4	4.8	1	2	4	0	2	16	18.2
at Milwaukee	01/15/2021	*	32:47	7-14	.500	2-5	.400	7-8	.875	4	6	10	5.3	0	7	4	0	1	23	18.7
at Milwaukee	01/16/2021	*	35:46	7-12	.583	2-3	.667	2-2	1.000	0	6	6	5.4	2	7	8	0	2	18	18.6
at Green Bay	01/22/2021	*	30:14	3-9	.333	0-2	.000	0-0	.000	1	5	6	5.4	1	2	6	0	4	6	17.6
at Green Bay	01/23/2021	*	27:14	4-8	.500	2-3	.667	5-5	1.000	0	3	3	5.2	0	2	2	0	0	15	17.4
Oakland	01/29/2021	*	38:01	4-9	.444	1-3	.333	3-3	1.000	1	8	9	5.5	1	3	4	0	1	12	17.0
Oakland	01/30/2021	*	36:39	5-13	.385	0-7	.000	0-0	.000	1	2	3	5.3	2	6	1	1	0	10	16.5
<b>Totals</b>			<b>15 465:59</b>	<b>84-168</b>	<b>.500</b>	<b>27-68</b>	<b>.397</b>	<b>53-59</b>	<b>.898</b>	<b>12</b>	<b>68</b>	<b>80</b>	<b>5.3</b>	<b>19</b>	<b>50</b>	<b>57</b>	<b>4</b>	<b>25</b>	<b>248</b>	<b>16.5</b>

### Player Averages

Games Played	Minutes/game	Points/game	FG Pct	3FG Pct	FT Pct	Rebounds/game	Assists/game	Turnovers/game	Assist/Turnover ratio	Steals/game	Blocks/game
15	31.1	16.5	50.0	39.7	89.8	5.3	3.3	3.8	0.9	1.7	0.3

## CAREER AWARDS

- 2019-20 All-Summit League Honorable Mention
- Summit League Player of the Week (Dec. 2. 2019)
- Horizon League Player of the Week (Jan. 11, 2021)
- CollegeInsider.com National Player of the Week (Jan. 11, 2021)

## CAREER STATS

				Field Goals		3-Point		F-Throws		Rebounds									Scoring	
SEASON	TEAM	GP-GS	MIN/AVG	FG-FGA	FG%	3FG-FGA	3FG%	FT-FTA	FT%	OFF	DEF	TOT	AVG	PF-FO	AST	TO	BLK	STL	PTS	AVG
2018-19	Pur-FW	33-3	519/15.7	82-164	.500	20-65	.308	39-55	.709	10	51	61	1.8	18-0	36	25	3	26	223	6.8
2019-20	Pur-FW	33-33	1130/34.2	187-431	.434	55-180	.306	85-123	.691	27	122	149	4.5	44-0	114	112	7	41	514	15.6
2020-21	Pur-FW	15-15	466/31.1	84-168	.500	27-68	.397	53-59	.898	12	68	80	5.3	19-0	50	57	4	25	248	16.5
TOTAL		81-51	2116/26.1	353-763	.463	102-313	.326	177-237	.747	49	241	290	3.6	81-0	200	194	14	92	985	12.2





2

JUSTICE  
PRENTICE

Freshman | 6-1 | 175  
Toronto, Ontario  
Orangeville Prep

GAURD

CATEGORY	SEASON/CAREER HIGH
Minutes	2, twice
Points	-
Rebounds	-
Assists	-
Steals	-
Blocks	-
FG Made	-
FG Attempts	1, at Green Bay, 1/22/21
3-PT Made	-
3-PT Attempts	-
FT Made	-
FT Attempts	-

## 2020-21 GAME-BY-GAME

Opponent	Date	GS	MIN	Total		3-Pointers		Free throws		Rebounds										
				FG-FGA	PCT	3FG-3FGA	PCT	FT-FTA	PCT	OFF	DEF	TOT	AVG	PF	A	T/O	BLK	STL	PTS	AVG
UIC	01/09/2021		01:45	0-0	.000	0-0	.000	0-0	.000	0	0	0	0.0	0	0	0	0	0	0	0.0
at Green Bay	01/22/2021		01:49	0-1	.000	0-0	.000	0-0	.000	0	0	0	0.0	1	0	0	0	0	0	0.0
Totals		0	03:34	0-1	.000	0-0	.000	0-0	.000	0	0	0	0.0	1	0	0	0	0	0	0.0

### Player Averages

Games Played	Minutes/ game	Points/ game	FG Pct	3FG Pct	FT Pct	Rebounds/ game	Assists/ game	Turnovers/ game	Assist/Turnover ratio	Steals/ game	Blocks/ game
2	1.8	0.0	0.0	0.0	0.0	0.0	0.0	0.0	0.0	0.0	0.0

## CAREER STATS

				Field Goals		3-Point		F-Throws		Rebounds				Scoring						
SEASON	TEAM	GP-GS	MIN/AVG	FG-FGA	FG%	3FG-FGA	3FG%	FT-FTA	FT%	OFF	DEF	TOT	AVG	PF-FO	AST	TO	BLK	STL	PTS	AVG
2020-21	Pur-FW	2-0	4/1.8	0-1	.000	0-0	.000	0-0	.000	0	0	0	0.0	1-0	0	0	0	0	0	0.0
TOTAL		2-0	4/1.8	0-1	.000	0-0	.000	0-0	.000	0	0	0	0.0	1-0	0	0	0	0	0	0.0





3

RA  
**KPEDI**

Redshirt Junior | 6-9 | 245  
Indianapolis, Ind.  
Lawrence North | Vermont

**FORWARD**

SEASON HIGH	CATEGORY	CAREER HIGH
25, vs. SE Louisiana, 11/25/20	Minutes	25, vs. SE Louisiana, 11/25/20
9, vs. Robert Morris, 12/27/20	Points	16, vs. Lyndon State, 11/14/18
6, vs. SE Louisiana, 11/25/20	Rebounds	6, twice
1, vs. Cleveland St., 12/19/20	Assists	1, seven times
-	Steals	1, four times
1, twice	Blocks	2, at Hartford, 1/21/18
4, vs. Robert Morris, 12/27/20	FG Made	5, vs. Lyndon State, 11/14/18
6, vs. UIC, 1/9/21	FG Attempts	6, twice
-	3-PT Made	-
-	3-PT Attempts	-
3, at Green Bay, 1/23/21	FT Made	6, twice
5, vs. Robert Morris, 12/26/20	FT Attempts	10, vs. Lyndon State, 11/14/18

## 2020-21 GAME-BY-GAME


Opponent	Date	GS	MIN	Total		3-Pointers		Free throws		Rebounds				PF	A	T/O	BLK	STL	PTS	AVG
				FG-FGA	PCT	3FG-3FGA	PCT	FT-FTA	PCT	OFF	DEF	TOT	AVG							
Southeastern La.	11/25/2020		25:09	3-3	1.000	0-0	.000	1-2	.500	1	5	6	6.0	4	0	4	0	0	7	7.0
Cleveland St.	12/19/2020		10:24	0-1	.000	0-0	.000	0-0	.000	2	0	2	4.0	0	1	1	0	0	0	3.5
Cleveland St.	12/20/2020		12:04	0-0	.000	0-0	.000	1-3	.333	1	1	2	3.3	0	0	0	0	0	1	2.7
Robert Morris	12/26/2020		14:08	2-3	.667	0-0	.000	2-5	.400	4	0	4	3.5	1	0	0	0	0	6	3.5
Robert Morris	12/27/2020		17:26	4-5	.800	0-0	.000	1-1	1.000	2	1	3	3.4	2	0	0	0	0	9	4.6
at Northern Ky.	01/01/2021		14:09	0-2	.000	0-0	.000	1-2	.500	2	0	2	3.2	0	0	2	0	0	1	4.0
at Northern Ky.	01/02/2021		12:51	1-1	1.000	0-0	.000	0-0	.000	1	1	2	3.0	2	0	0	0	2	2	3.7
UIC	01/08/2021		05:23	0-1	.000	0-0	.000	0-0	.000	0	1	1	2.8	1	0	0	0	0	0	3.3
UIC	01/09/2021		12:32	3-6	.500	0-0	.000	2-3	.667	2	3	5	3.0	1	0	0	0	0	8	3.8
at Milwaukee	01/15/2021		08:41	0-1	.000	0-0	.000	0-0	.000	0	1	1	2.8	3	0	0	0	1	0	3.4
at Milwaukee	01/16/2021		04:57	0-0	.000	0-0	.000	2-4	.500	0	0	0	2.5	2	0	2	0	0	2	3.3
at Green Bay	01/22/2021		05:07	1-2	.500	0-0	.000	0-1	.000	2	0	2	2.5	3	0	1	1	0	2	3.2
at Green Bay	01/23/2021		08:31	1-1	1.000	0-0	.000	3-4	.750	3	0	3	2.5	0	0	0	1	0	5	3.3
Oakland	01/29/2021		05:26	1-2	.500	0-0	.000	1-2	.500	2	2	4	2.6	1	0	0	0	0	3	3.3
Oakland	01/30/2021		05:05	0-0	.000	0-0	.000	2-2	1.000	1	0	1	2.5	0	0	0	0	0	2	3.2
<b>Totals</b>		<b>0</b>	<b>161:52</b>	<b>16-28</b>	<b>.571</b>	<b>0-0</b>	<b>.000</b>	<b>16-29</b>	<b>.552</b>	<b>23</b>	<b>15</b>	<b>38</b>	<b>2.5</b>	<b>20</b>	<b>1</b>	<b>10</b>	<b>2</b>	<b>3</b>	<b>48</b>	<b>3.2</b>

### Player Averages

Games Played	Minutes/game	Points/game	FG Pct	3FG Pct	FT Pct	Rebounds/game	Assists/game	Turnovers/game	Assist/Turnover ratio	Steals/game	Blocks/game
15	10.8	3.2	57.1	0.0	55.2	2.5	0.1	0.7	0.1	0.2	0.1

## CAREER STATS (INCLUDES VERMONT)

				Field Goals		3-Point		F-Throws		Rebounds									Scoring	
SEASON	TEAM	GP-GS	MIN/AVG	FG-FGA	FG%	3FG-FGA	3FG%	FT-FTA	FT%	OFF	DEF	TOT	AVG	PF-FO	AST	TO	BLK	STL	PTS	AVG
2017-18	UVM	12-0	87/7.3	9-20	.450	0-0	.000	7-10	.700	8	14	22	1.8	10-0	1	7	3	1	25	2.1
2018-19	UVM	27-6	243/9.0	23-40	.575	0-0	.000	21-39	.538	18	23	41	1.5	29-1	5	11	3	3	67	2.5
2020-21	Pur-FW	15-0	162/10.8	16-28	.571	0-0	.000	16-29	.552	23	15	38	2.5	20-0	1	10	2	3	48	3.2
TOTAL FOR Pur-FW		15-0	162/10.8	16-28	.571	0-0	.000	16-29	.552	23	15	38	2.5	20-0	1	10	2	3	48	3.2
TOTAL		54-6	492/9.1	48-88	.545	0-0	.000	44-78	.564	49	52	101	1.9	59-1	7	28	8	7	140	2.6



4

JARVIS WALKER

Freshman | 6-2 | 195  
Muskegon, Mich.  
Muskegon

GAURD

CATEGORY	SEASON/CAREER HIGH
Minutes	22, vs. SE Louisiana, 11/25/20
Points	10, at Green Bay, 1/22/21
Rebounds	4, vs. Cleveland St., 12/19/20
Assists	2, four times
Steals	1, three times
Blocks	1, at Northern Ky., 1/1/2021
FG Made	4, vs. UIC, 1/8/21
FG Attempts	7, at Green Bay, 1/22/21
3-PT Made	1, three times
3-PT Attempts	2, twice
FT Made	6, vs. Cleveland St., 12/20/20
FT Attempts	7, vs. Cleveland St., 12/20/20

## 2020-21 GAME-BY-GAME

Opponent	Date	GS	MIN	Total		3-Pointers		Free throws		Rebounds				PF	A	T/O	BLK	STL	PTS	AVG
				FG-FGA	PCT	3FG-3FGA	PCT	FT-FTA	PCT	OFF	DEF	TOT	AVG							
Southeastern La.	11/25/2020		21:25	0-0	.000	0-0	.000	2-2	1.000	0	1	1	1.0	3	0	3	0	1	2	2.0
Cleveland St.	12/19/2020		12:53	3-4	.750	1-1	1.000	0-0	.000	0	4	4	2.5	1	2	3	0	0	7	4.5
Cleveland St.	12/20/2020		20:30	1-3	.333	0-1	.000	6-7	.857	0	3	3	2.7	5	2	1	0	0	8	5.7
Robert Morris	12/26/2020		08:01	0-1	.000	0-0	.000	0-2	.000	0	0	0	2.0	1	0	0	0	0	0	4.3
Robert Morris	12/27/2020		07:33	2-3	.667	0-0	.000	0-1	.000	0	0	0	1.6	0	0	0	0	0	4	4.2
at Northern Ky.	01/01/2021		11:28	2-2	1.000	0-0	.000	1-2	.500	0	0	0	1.3	1	0	1	1	0	5	4.3
at Northern Ky.	01/02/2021		09:42	2-4	.500	0-0	.000	0-1	.000	1	1	2	1.4	2	1	1	0	0	4	4.3
UIC	01/08/2021		15:50	4-5	.800	1-1	1.000	0-0	.000	0	0	0	1.3	2	0	0	0	0	9	4.9
UIC	01/09/2021		15:58	1-3	.333	0-0	.000	1-1	1.000	1	1	2	1.3	1	2	2	0	0	3	4.7
at Milwaukee	01/15/2021		14:00	2-3	.667	0-1	.000	1-3	.333	0	3	3	1.5	1	0	3	0	0	5	4.7
at Milwaukee	01/16/2021		18:53	2-3	.667	0-0	.000	2-2	1.000	0	1	1	1.5	2	1	1	0	0	6	4.8
at Green Bay	01/22/2021		14:37	3-7	.429	0-1	.000	4-4	1.000	0	0	0	1.3	0	0	2	0	1	10	5.3
at Green Bay	01/23/2021		19:47	0-3	.000	0-2	.000	0-0	.000	1	1	2	1.4	5	2	1	0	0	0	4.8
Oakland	01/29/2021		12:52	1-5	.200	0-0	.000	0-1	.000	2	1	3	1.5	2	1	0	0	0	2	4.6
Oakland	01/30/2021		14:59	1-2	.500	1-2	.500	0-0	.000	0	0	0	1.4	1	1	1	0	1	3	4.5
<b>Totals</b>		<b>0</b>	<b>218:29</b>	<b>24-48</b>	<b>.500</b>	<b>3-9</b>	<b>.333</b>	<b>17-26</b>	<b>.654</b>	<b>5</b>	<b>16</b>	<b>21</b>	<b>1.4</b>	<b>27</b>	<b>12</b>	<b>19</b>	<b>1</b>	<b>3</b>	<b>68</b>	<b>4.5</b>

### Player Averages

Games Played	Minutes/ game	Points/ game	FG Pct	3FG Pct	FT Pct	Rebounds/ game	Assists/ game	Turnovers/ game	Assist/Turnover ratio	Steals/ game	Blocks/ game
15	14.6	4.5	50.0	33.3	65.4	1.4	0.8	1.3	0.6	0.2	0.1

## CAREER STATS

				Field Goals		3-Point		F-Throws		Rebounds									Scoring	
SEASON	TEAM	GP-GS	MIN/AVG	FG-FGA	FG%	3FG-FGA	3FG%	FT-FTA	FT%	OFF	DEF	TOT	AVG	PF-FO	AST	TO	BLK	STL	PTS	AVG
2020-21	Pur-FW	15-0	218/14.6	24-48	.500	3-9	.333	17-26	.654	5	16	21	1.4	27-2	12	19	1	3	68	4.5
TOTAL		15-0	218/14.6	24-48	.500	3-9	.333	17-26	.654	5	16	21	1.4	27-2	12	19	1	3	68	4.5



5

JOHNATHAN DEJURNETT

Freshman | 6-8 | 225  
 Memphis, Tenn.  
 Lausanne Collegiate

FORWARD

CATEGORY	SEASON/CAREER HIGH
Minutes	6, vs. SE Louisiana, 11/25/20
Points	4, vs. Robert Morris, 12/26/20
Rebounds	2, twice
Assists	-
Steals	1, vs. Robert Morris, 12/26/20
Blocks	1, vs. SE Louisiana, 11/25/20
FG Made	2, vs. Robert Morris, 12/27/20
FG Attempts	2, twice
3-PT Made	-
3-PT Attempts	-
FT Made	-
FT Attempts	2, vs. SE Louisiana, 11/25/20

## 2020-21 GAME-BY-GAME

Opponent	Date	GS	MIN	Total		3-Pointers		Free throws		Rebounds											
				FG-FGA	PCT	3FG-3FGA	PCT	FT-FTA	PCT	OFF	DEF	TOT	AVG	PF	A	T/O	BLK	STL	PTS	AVG	
Southeastern La.	11/25/2020		05:19	0-1	.000	0-0	.000	0-2	.000	1	1	2	2.0	1	0	0	1	0	0	0.0	
Robert Morris	12/26/2020		04:03	2-2	1.000	0-0	.000	0-0	.000	1	0	1	1.5	1	0	0	0	1	4	2.0	
Robert Morris	12/27/2020		01:35	0-2	.000	0-0	.000	0-0	.000	2	0	2	1.7	0	0	0	0	0	0	1.3	
at Northern Ky.	01/01/2021		01:51	0-0	.000	0-0	.000	0-0	.000	0	1	1	1.5	1	0	1	0	0	0	1.0	
UIC	01/09/2021		03:48	1-1	1.000	0-0	.000	0-0	.000	0	0	0	1.2	0	0	0	0	0	2	1.2	
at Green Bay	01/23/2021		04:03	1-1	1.000	0-0	.000	0-0	.000	0	0	0	1.0	0	0	0	0	0	2	1.3	
Oakland	01/29/2021		02:36	0-0	.000	0-0	.000	0-0	.000	0	0	0	0.9	0	0	0	0	0	0	1.1	
Totals		0	23:15	4-7	.571	0-0	.000	0-2	.000	4	2	6	0.9	3	0	1	1	1	8	1.1	

## Player Averages

Games Played	Minutes/ game	Points/ game	FG Pct	3FG Pct	FT Pct	Rebounds/ game	Assists/ game	Turnovers/ game	Assist/Turnover ratio	Steals/ game	Blocks/ game
7	3.3	1.1	57.1	0.0	0.0	0.9	0.0	0.1	0.0	0.1	0.1

## CAREER STATS

				Field Goals		3-Point		F-Throws		Rebounds										Scoring	
SEASON	TEAM	GP-GS	MIN/AVG	FG-FGA	FG%	3FG-FGA	3FG%	FT-FTA	FT%	OFF	DEF	TOT	AVG	PF-FO	AST	TO	BLK	STL	PTS	AVG	
2020-21	Pur-FW	7-0	23/3.3	4-7	.571	0-0	.000	0-2	.000	4	2	6	0.9	3-0	0	1	1	1	8	1.1	
TOTAL		7-0	23/3.3	4-7	.571	0-0	.000	0-2	.000	4	2	6	0.9	3-0	0	1	1	1	8	1.1	



10

MATT  
HAVEY

Redshirt Sophomore | 6-1 | 185  
Lansing, Mich.  
Lansing Christian

GAURD

SEASON HIGH	CATEGORY	CAREER HIGH
2, vs. UIC, 1/9/21	Minutes	3, vs. Judson, 12/10/19
-	Points	3, vs. Judson, 12/10/19
-	Rebounds	-
-	Assists	-
-	Steals	-
-	Blocks	-
-	FG Made	1, vs. Judson, 12/10/19
-	FG Attempts	4, vs. Judson, 12/10/19
-	3-PT Made	1, vs. Judson, 12/10/19
-	3-PT Attempts	3, vs. Judson, 12/10/19
-	FT Made	-
-	FT Attempts	2, vs. Judson, 12/10/19

## 2020-21 GAME-BY-GAME

Opponent	Date	GS	MIN	Total		3-Pointers		Free throws		Rebounds										
				FG-FGA	PCT	3FG-3FGA	PCT	FT-FTA	PCT	OFF	DEF	TOT	AVG	PF	A	T/O	BLK	STL	PTS	AVG
UIC	01/09/2021		01:29	0-0	.000	0-0	.000	0-0	.000	0	0	0	0.0	0	0	0	0	0	0	0.0
Totals		0	01:29	0-0	.000	0-0	.000	0-0	.000	0	0	0	0.0	0	0	0	0	0	0	0.0

### Player Averages

Games Played	Minutes/ game	Points/ game	FG Pct	3FG Pct	FT Pct	Rebounds/ game	Assists/ game	Turnovers/ game	Assist/Turnover ratio	Steals/ game	Blocks/ game
1	1.5	0.0	0.0	0.0	0.0	0.0	0.0	0.0	0.0	0.0	0.0

## CAREER STATS

				Field Goals		3-Point		F-Throws		Rebounds									Scoring	
SEASON	TEAM	GP-GS	MIN/AVG	FG-FGA	FG%	3FG-FGA	3FG%	FT-FTA	FT%	OFF	DEF	TOT	AVG	PF-FO	AST	TO	BLK	STL	PTS	AVG
2019-20	Pur-FW	6-0	9/1.6	1-5	.200	1-4	.250	0-2	.000	0	0	0	0.0	2-0	0	0	0	0	3	0.5
2020-21	Pur-FW	1-0	1/1.5	0-0	.000	0-0	.000	0-0	.000	0	0	0	0.0	0-0	0	0	0	0	0	0.0
TOTAL		7-0	11/1.5	1-5	.200	1-4	.250	0-2	.000	0	0	0	0.0	2-0	0	0	0	0	3	0.4





11

DYLAN CARL

Redshirt Senior | 6-11 | 240  
Alma, Mich.  
Alma

FORWARD

SEASON HIGH	CATEGORY	CAREER HIGH
27, vs. UIC, 1/11/21	Minutes	33, vs. South Carolina St., 11/20/18
12, three times	Points	19, at North Dakota, 1/15/19
7, vs. UIC, 1/9/21	Rebounds	12, at Iowa St., 12/22/19
4, five times	Assists	6, vs. South Dakota State, 1/3/19
2, three times	Steals	5, vs. Oral Roberts, 1/10/19
2, at Northern Ky., 1/2/21	Blocks	4, vs. Omaha, 3/11/19
6, twice	FG Made	8, at North Dakota, 1/15/19
7, vs. Robert Morris, 12/26/20	FG Attempts	11, three times
-	3-PT Made	4, at Indiana, 12/18/17
-	3-PT Attempts	6, at Dayton, 11/16/18
3, at Milwaukee, 1/16/21	FT Made	5, at Eastern Illinois, 11/28/18
8, at Milwaukee, 1/16/21	FT Attempts	10, at Eastern Illinois, 11/28/18

## 2020-21 GAME-BY-GAME

Opponent	Date	GS	MIN	Total		3-Pointers		Free throws		Rebounds				PF	A	T/O	BLK	STL	PTS	AVG
				FG-FGA	PCT	3FG-3FGA	PCT	FT-FTA	PCT	OFF	DEF	TOT	AVG							
Southeastern La.	11/25/2020	*	06:18	0-0	.000	0-0	.000	0-0	.000	0	1	1	1.0	4	1	0	0	0	0	0.0
Cleveland St.	12/19/2020		14:04	3-3	1.000	0-0	.000	0-0	.000	1	2	3	2.0	1	0	2	0	0	6	3.0
Cleveland St.	12/20/2020	*	18:17	1-1	1.000	0-0	.000	1-4	.250	0	2	2	2.0	1	0	1	0	0	3	3.0
Robert Morris	12/26/2020	*	19:48	6-7	.857	0-0	.000	0-0	.000	2	3	5	2.8	2	4	1	0	0	12	5.3
Robert Morris	12/27/2020	*	20:14	6-6	1.000	0-0	.000	0-1	.000	0	3	3	2.8	2	3	3	0	0	12	6.6
at Northern Ky.	01/01/2021	*	23:38	1-3	.333	0-0	.000	1-3	.333	1	1	2	2.7	4	4	0	0	2	3	6.0
at Northern Ky.	01/02/2021	*	23:42	3-4	.750	0-0	.000	1-4	.250	5	1	6	3.1	2	3	1	2	2	7	6.1
UIC	01/08/2021	*	26:11	3-3	1.000	0-0	.000	0-3	.000	1	5	6	3.5	2	2	1	0	1	6	6.1
UIC	01/09/2021	*	19:50	1-3	.333	0-0	.000	2-3	.667	1	6	7	3.9	1	0	3	1	2	4	5.9
at Milwaukee	01/15/2021	*	15:58	5-5	1.000	0-0	.000	2-3	.667	0	3	3	3.8	4	4	3	1	0	12	6.5
at Milwaukee	01/16/2021	*	25:27	3-5	.600	1-1	1.000	3-8	.375	1	4	5	3.9	2	1	3	0	0	10	6.8
at Green Bay	01/22/2021	*	22:44	2-4	.500	0-0	.000	1-2	.500	3	2	5	4.0	1	0	5	1	0	5	6.7
at Green Bay	01/23/2021	*	17:52	3-6	.500	0-0	.000	2-3	.667	1	4	5	4.1	2	0	2	1	0	8	6.8
Oakland	01/29/2021	*	23:50	3-3	1.000	0-0	.000	0-0	.000	1	3	4	4.1	1	4	1	3	0	6	6.7
Oakland	01/30/2021	*	22:53	3-5	.600	0-0	.000	0-0	.000	1	0	1	3.9	2	4	0	1	1	6	6.7
<b>Totals</b>		<b>14</b>	<b>300:47</b>	<b>43-58</b>	<b>.741</b>	<b>1-1</b>	<b>1.000</b>	<b>13-34</b>	<b>.382</b>	<b>18</b>	<b>40</b>	<b>58</b>	<b>3.9</b>	<b>31</b>	<b>30</b>	<b>26</b>	<b>10</b>	<b>8</b>	<b>100</b>	<b>6.7</b>

### Player Averages

Games Played	Minutes/game	Points/game	FG Pct	3FG Pct	FT Pct	Rebounds/game	Assists/game	Turnovers/game	Assist/Turnover ratio	Steals/game	Blocks/game
15	20.1	6.7	74.1	100.0	38.2	3.9	2.0	1.7	1.2	0.5	0.7

## CAREER STATS

SEASON	TEAM	GP-GS	MIN/AVG	Field Goals		3-Point		F-Throws		Rebounds				Scoring						
				FG-FGA	FG%	3FG-FGA	3FG%	FT-FTA	FT%	OFF	DEF	TOT	AVG	PF-FO	AST	TO	BLK	STL	PTS	AVG
2017-18	Pur-FW	32-0	465/14.5	57-131	.435	14-39	.359	17-33	.515	33	60	93	2.9	55-0	20	27	27	6	145	4.5
2018-19	Pur-FW	33-33	827/25.1	95-188	.505	17-58	.293	20-34	.588	31	133	164	5.0	75-1	64	61	39	31	227	6.9
2019-20	Pur-FW	33-33	714/21.6	94-163	.577	6-24	.250	34-60	.567	52	109	161	4.9	67-2	49	43	27	25	228	6.9
2020-21	Pur-FW	15-14	301/20.1	43-58	.741	1-1	1.000	13-34	.382	18	40	58	3.9	31-0	30	26	10	8	100	6.7
<b>TOTAL</b>		<b>113-80</b>	<b>2307/20.4</b>	<b>289-540</b>	<b>.535</b>	<b>38-122</b>	<b>.311</b>	<b>84-161</b>	<b>.522</b>	<b>134</b>	<b>342</b>	<b>476</b>	<b>4.2</b>	<b>228-3</b>	<b>163</b>	<b>157</b>	<b>103</b>	<b>70</b>	<b>700</b>	<b>6.2</b>



15

DEONTE  
BILLUPS

Sophomore | 6-4 | 200  
Moline, Ill.  
Moline

GAURD

SEASON HIGH	CATEGORY	CAREER HIGH
39, vs. UIC, 1/8/21	Minutes	36, twice
22, at Northern Ky, 1/1/2021	Points	22, at Northern Ky, 1/1/2021
11, vs. UIC, 1/8/21	Rebounds	11, twice
3, twice	Assists	5, vs. South Dakota, 1/1/20
3, at Milwaukee, 1/16/21	Steals	3, twice
1, twice	Blocks	1, seven times
8, at Northern Ky, 1/1/2021	FG Made	8, twice
12, vs. Robert Morris, 12/26/20	FG Attempts	13, twice
6, at Northern Ky, 1/1/2021	3-PT Made	6, at Northern Ky, 1/1/2021
8, at Northern Ky, 1/1/2021	3-PT Attempts	8, at Northern Ky, 1/1/2021
4, at Northern Ky., 1/2/2021	FT Made	7, vs. Western Illinois, 2/5/20
6, vs. Robert Morris, 12/26/20	FT Attempts	8, vs. Denver, 2/26/20

## 2020-21 GAME-BY-GAME

Opponent	Date	GS	MIN	Total		3-Pointers		Free throws		Rebounds											
				FG-FGA	PCT	3FG-3FGA	PCT	FT-FTA	PCT	OFF	DEF	TOT	AVG	PF	A	T/O	BLK	STL	PTS	AVG	
Southeastern La.	11/25/2020	*	24:39	0-4	.000	0-4	.000	2-2	1.000	2	4	6	6.0	1	1	2	0	1	2	2.0	
Cleveland St.	12/19/2020	*	25:06	1-5	.200	0-3	.000	0-0	.000	0	4	4	5.0	2	1	4	0	1	2	2.0	
Cleveland St.	12/20/2020	*	23:19	2-5	.400	1-4	.250	0-0	.000	1	1	2	4.0	3	2	4	0	2	5	3.0	
Robert Morris	12/26/2020	*	27:35	5-12	.417	1-4	.250	3-6	.500	1	3	4	4.0	1	2	1	1	0	14	5.8	
Robert Morris	12/27/2020	*	25:15	1-3	.333	0-1	.000	1-2	.500	1	3	4	4.0	4	0	6	0	0	3	5.2	
at Northern Ky.	01/01/2021	*	33:55	8-10	.800	6-8	.750	0-0	.000	2	1	3	3.8	3	0	2	0	0	22	8.0	
at Northern Ky.	01/02/2021	*	21:52	1-2	.500	0-1	.000	4-5	.800	1	1	2	3.6	4	0	0	0	1	6	7.7	
UIC	01/08/2021	*	38:06	6-11	.545	3-4	.750	0-0	.000	2	9	11	4.5	2	0	3	0	0	15	8.6	
UIC	01/09/2021	*	25:56	5-8	.625	5-6	.833	0-0	.000	1	4	5	4.6	2	3	3	0	1	15	9.3	
at Milwaukee	01/15/2021	*	32:25	3-8	.375	1-3	.333	1-3	.333	3	7	10	5.1	1	3	1	1	0	8	9.2	
at Milwaukee	01/16/2021	*	13:57	3-4	.750	1-1	1.000	0-0	.000	0	1	1	4.7	1	0	2	0	3	7	9.0	
at Green Bay	01/22/2021	*	26:00	3-7	.429	0-2	.000	0-1	.000	0	3	3	4.6	1	1	0	0	1	6	8.8	
at Green Bay	01/23/2021	*	28:12	4-10	.400	0-4	.000	0-2	.000	1	4	5	4.6	2	1	1	0	1	8	8.7	
Oakland	01/29/2021	*	26:42	3-9	.333	2-5	.400	2-4	.500	0	2	2	4.4	2	2	2	0	0	10	8.8	
Oakland	01/30/2021	*	26:00	3-7	.429	0-3	.000	0-0	.000	1	6	7	4.6	5	2	4	0	1	6	8.6	
Totals		15	398:60	48-105	.457	20-53	.377	13-25	.520	16	53	69	4.6	34	18	35	2	12	129	8.6	

### Player Averages

Games Played	Minutes/ game	Points/ game	FG Pct	3FG Pct	FT Pct	Rebounds/ game	Assists/ game	Turnovers/ game	Assist/Turnover ratio	Steals/ game	Blocks/ game
15	26.6	8.6	45.7	37.7	52.0	4.6	1.2	2.3	0.5	0.8	0.1

## CAREER STATS

				Field Goals		3-Point		F-Throws		Rebounds										Scoring	
SEASON	TEAM	GP-GS	MIN/AVG	FG-FGA	FG%	3FG-FGA	3FG%	FT-FTA	FT%	OFF	DEF	TOT	AVG	PF-FO	AST	TO	BLK	STL	PTS	AVG	
2019-20	Pur-FW	33-18	881/26.7	101-250	.404	33-102	.324	54-82	.659	51	110	161	4.9	72-1	54	56	5	26	289	8.8	
2020-21	Pur-FW	15-15	399/26.6	48-105	.457	20-53	.377	13-25	.520	16	53	69	4.6	34-1	18	35	2	12	129	8.6	
TOTAL		48-33	1280/26.7	149-355	.420	53-155	.342	67-107	.626	67	163	230	4.8	106-2	72	91	7	38	418	8.7	



22

BRYCE

WATERMAN

Sophomore | 6-6 | 205

Colonie, N.Y.

Virginia Episcopal | Pensacola State

GAURD

CATEGORY	SEASON/CAREER HIGH
Minutes	4, at Green Bay, 1/23/21
Points	3, at Green Bay, 1/23/21
Rebounds	-
Assists	-
Steals	-
Blocks	-
FG Made	1, at Green Bay, 1/23/21
FG Attempts	1, twice
3-PT Made	-
3-PT Attempts	1, vs. Cleveland St., 12/20/20
FT Made	-
FT Attempts	-

### 2020-21 GAME-BY-GAME


Opponent	Date	GS	MIN	Total		3-Pointers		Free throws		Rebounds				PF	A	T/O	BLK	STL	PTS	AVG
				FG-FGA	PCT	3FG-3FGA	PCT	FT-FTA	PCT	OFF	DEF	TOT	AVG							
Cleveland St.	12/20/2020		00:17	0-1	.000	0-1	.000	0-0	.000	0	0	0	0.0	0	0	0	0	0	0	0.0
UIC	01/09/2021		03:22	0-0	.000	0-0	.000	0-0	.000	0	0	0	0.0	0	0	0	0	0	0	0.0
at Green Bay	01/23/2021		03:34	1-1	1.000	1-1	1.000	0-0	.000	0	0	0	0.0	0	0	0	0	0	3	1.0
Totals		0	07:13	1-2	.500	1-2	.500	0-0	.000	0	0	0	0.0	0	0	0	0	0	3	1.0

### Player Averages

Games Played	Minutes/ game	Points/ game	FG Pct	3FG Pct	FT Pct	Rebounds/ game	Assists/ game	Turnovers/ game	Assist/Turnover ratio	Steals/ game	Blocks/ game
3	2.4	1.0	50.0	50.0	0.0	0.0	0.0	0.0	0.0	0.0	0.0

### CAREER STATS

				Field Goals		3-Point		F-Throws		Rebounds				Scoring						
SEASON	TEAM	GP-GS	MIN/AVG	FG-FGA	FG%	3FG-FGA	3FG%	FT-FTA	FT%	OFF	DEF	TOT	AVG	PF-FO	AST	TO	BLK	STL	PTS	AVG
2020-21	Pur-FW	3-0	7/2.4	1-2	.500	1-2	.500	0-0	.000	0	0	0	0.0	0-0	0	0	0	0	3	1.0
TOTAL		3-0	7/2.4	1-2	.500	1-2	.500	0-0	.000	0	0	0	0.0	0-0	0	0	0	0	3	1.0



24

**DEMIERRE  
BLACK**

Senior | 6-0 | 185  
 Marietta, Ga.  
 Hillgrove | Roane State

GAURD

SEASON HIGH	CATEGORY	CAREER HIGH
34, vs. SE Louisiana, 11/25/20	Minutes	34, vs. SE Louisiana, 11/25/20
4, vs. Robert Morris, 12/26/20	Points	17, at IUPUI, 12/14/19
5, vs. SE Louisiana, 11/25/20	Rebounds	5, vs. SE Louisiana, 11/25/20
3, twice	Assists	5, twice
2, twice	Steals	5, at South Dakota State, 2/16/20
-	Blocks	1, three times
4, vs. SE Louisiana, 11/25/20	FG Made	7, at IUPUI, 12/14/19
5, vs. UIC, 1/9/21	FG Attempts	13, vs. South Dakota St., 1/11/20
1, vs. SE Louisiana, 11/25/20	3-PT Made	2, twice
1, three times	3-PT Attempts	5, twice
4, vs. SE Louisiana, 11/25/20	FT Made	5, at North Dakota, 1/15/19
5, vs. SE Louisiana, 11/25/20	FT Attempts	6, twice

## 2020-21 GAME-BY-GAME

Opponent	Date	GS	MIN	Total		3-Pointers		Free throws		Rebounds				PF	A	T/O	BLK	STL	PTS	AVG
				FG-FGA	PCT	3FG-3FGA	PCT	FT-FTA	PCT	OFF	DEF	TOT	AVG							
Southeastern La.	11/25/2020		33:46	4-4	1.000	1-1	1.000	4-5	.800	0	5	5	5.0	3	3	6	0	2	13	13.0
Robert Morris	12/26/2020		17:58	1-3	.333	0-0	.000	2-2	1.000	0	1	1	3.0	2	1	0	0	0	4	8.5
Robert Morris	12/27/2020		15:41	1-2	.500	0-0	.000	0-0	.000	0	2	2	2.7	0	3	1	0	0	2	6.3
at Northern Ky.	01/01/2021		08:57	1-2	.500	0-0	.000	0-0	.000	0	1	1	2.3	0	0	4	0	0	2	5.3
at Northern Ky.	01/02/2021		11:54	0-2	.000	0-0	.000	0-2	.000	1	1	2	2.2	0	1	0	1	2	0	4.2
UIC	01/08/2021		03:39	0-1	.000	0-0	.000	0-0	.000	0	1	1	2.0	1	0	0	0	0	0	3.5
UIC	01/09/2021		13:06	3-5	.600	1-1	1.000	2-2	1.000	0	0	0	1.7	1	2	1	0	1	9	4.3
at Milwaukee	01/15/2021		04:33	0-1	.000	0-0	.000	0-0	.000	0	0	0	1.5	0	0	0	0	0	0	3.8
at Milwaukee	01/16/2021		07:04	0-0	.000	0-0	.000	0-0	.000	0	0	0	1.3	0	0	1	0	1	0	3.3
at Green Bay	01/22/2021		10:05	1-3	.333	0-1	.000	0-0	.000	0	0	0	1.2	0	1	0	0	0	2	3.2
at Green Bay	01/23/2021		09:19	2-2	1.000	0-0	.000	3-3	1.000	0	1	1	1.2	2	0	1	0	0	7	3.5
Oakland	01/29/2021		02:55	0-1	.000	0-0	.000	0-0	.000	0	0	0	1.1	0	0	1	0	0	0	3.3
<b>Totals</b>		<b>0</b>	<b>138:57</b>	<b>13-26</b>	<b>.500</b>	<b>2-3</b>	<b>.667</b>	<b>11-14</b>	<b>.786</b>	<b>1</b>	<b>12</b>	<b>13</b>	<b>1.1</b>	<b>9</b>	<b>11</b>	<b>15</b>	<b>1</b>	<b>6</b>	<b>39</b>	<b>3.3</b>


### Player Averages

Games Played	Minutes/ game	Points/ game	FG Pct	3FG Pct	FT Pct	Rebounds/ game	Assists/ game	Turnovers/ game	Assist/Turnover ratio	Steals/ game	Blocks/ game
12	11.6	3.3	50.0	66.7	78.6	1.1	0.9	1.3	0.7	0.5	0.1

## CAREER STATS

				Field Goals		3-Point		F-Throws		Rebounds										Scoring	
SEASON	TEAM	GP-GS	MIN/AVG	FG-FGA	FG%	3FG-FGA	3FG%	FT-FTA	FT%	OFF	DEF	TOT	AVG	PF-FO	AST	TO	BLK	STL	PTS	AVG	
2019-20	Pur-FW	33-1	612/18.5	76-176	.432	9-40	.225	31-42	.738	18	41	59	1.8	52-0	57	60	5	36	192	5.8	
2020-21	Pur-FW	12-0	139/11.6	13-26	.500	2-3	.667	11-14	.786	1	12	13	1.1	9-0	11	15	1	6	39	3.3	
TOTAL		45-1	751/16.7	89-202	.441	11-43	.256	42-56	.750	19	53	72	1.6	61-0	68	75	6	42	231	5.1	





25

**DEMETRIC  
HORTON**

Junior | 6-5 | 200  
 Raleigh, N.C.  
 Garner | Independence CC

GAURD

CATEGORY	SEASON/CAREER HIGH
Minutes	30, twice
Points	16, at Northern Ky., 1/1/2021
Rebounds	6, twice
Assists	4, vs. SE Louisiana, 11/25/20
Steals	4, vs. Cleveland St., 12/19/20
Blocks	1, three times
FG Made	5, three times
FG Attempts	12, twice
3-PT Made	4, vs. Cleveland St., 12/19/20
3-PT Attempts	9, twice
FT Made	3, at Northern Ky., 1/1/2021
FT Attempts	4, at Northern Ky., 1/1/2021

## 2020-21 GAME-BY-GAME

Opponent	Date	GS	MIN	Total		3-Pointers		Free throws		Rebounds				PF	A	T/O	BLK	STL	PTS	AVG
				FG-FGA	PCT	3FG-3FGA	PCT	FT-FTA	PCT	OFF	DEF	TOT	AVG							
Southeastern La.	11/25/2020		27:27	4-8	.500	2-5	.400	1-2	.500	0	2	2	2.0	1	4	4	0	0	11	11.0
Cleveland St.	12/19/2020		23:03	4-8	.500	3-6	.500	1-1	1.000	0	0	0	1.0	2	1	5	0	3	12	11.5
Cleveland St.	12/20/2020		27:50	4-11	.364	4-9	.444	0-0	.000	0	4	4	2.0	1	3	2	0	4	12	11.7
Robert Morris	12/26/2020		23:21	3-9	.333	2-7	.286	0-0	.000	0	2	2	2.0	1	2	3	1	1	8	10.8
Robert Morris	12/27/2020		17:54	5-7	.714	2-3	.667	0-0	.000	1	1	2	2.0	0	1	1	1	1	12	11.0
at Northern Ky.	01/01/2021		29:42	5-12	.417	3-9	.333	3-4	.750	0	1	1	1.8	3	3	3	1	3	16	11.8
at Northern Ky.	01/02/2021		29:05	3-8	.375	2-5	.400	2-2	1.000	0	4	4	2.1	1	2	2	0	1	10	11.6
UIC	01/08/2021		13:30	1-4	.250	0-3	.000	0-0	.000	0	3	3	2.3	2	0	0	0	1	2	10.4
UIC	01/09/2021		17:52	2-9	.222	1-4	.250	0-0	.000	2	3	5	2.6	1	3	2	0	1	5	9.8
at Milwaukee	01/15/2021		16:07	3-6	.500	1-3	.333	0-0	.000	1	3	4	2.7	2	1	1	0	1	7	9.5
at Milwaukee	01/16/2021		21:21	3-6	.500	1-3	.333	0-0	.000	0	6	6	3.0	1	2	2	0	1	7	9.3
at Green Bay	01/22/2021		19:50	3-6	.500	1-4	.250	0-0	.000	0	6	6	3.3	0	1	3	0	1	7	9.1
at Green Bay	01/23/2021		19:33	0-6	.000	0-3	.000	1-2	.500	0	2	2	3.2	2	1	0	0	1	1	8.5
Oakland	01/29/2021		16:37	5-7	.714	1-3	.333	0-0	.000	0	0	0	2.9	0	1	2	0	0	11	8.6
Oakland	01/30/2021		20:58	5-12	.417	2-7	.286	0-0	.000	1	3	4	3.0	3	2	1	0	2	12	8.9
<b>Totals</b>		<b>0</b>	<b>324:08</b>	<b>50-119</b>	<b>.420</b>	<b>25-74</b>	<b>.338</b>	<b>8-11</b>	<b>.727</b>	<b>5</b>	<b>40</b>	<b>45</b>	<b>3.0</b>	<b>20</b>	<b>27</b>	<b>31</b>	<b>3</b>	<b>21</b>	<b>133</b>	<b>8.9</b>

### Player Averages

Games Played	Minutes/ game	Points/ game	FG Pct	3FG Pct	FT Pct	Rebounds/ game	Assists/ game	Turnovers/ game	Assist/Turnover ratio	Steals/ game	Blocks/ game
15	21.6	8.9	42.0	33.8	72.7	3.0	1.8	2.1	0.9	1.4	0.2

## CAREER STATS

				Field Goals		3-Point		F-Throws		Rebounds									Scoring	
SEASON	TEAM	GP-GS	MIN/AVG	FG-FGA	FG%	3FG-FGA	3FG%	FT-FTA	FT%	OFF	DEF	TOT	AVG	PF-FO	AST	TO	BLK	STL	PTS	AVG
2020-21	Pur-FW	15-0	324/21.6	50-119	.420	25-74	.338	8-11	.727	5	40	45	3.0	20-0	27	31	3	21	133	8.9
TOTAL		15-0	324/21.6	50-119	.420	25-74	.338	8-11	.727	5	40	45	3.0	20-0	27	31	3	21	133	8.9



34

CAMERON BENFORD

Senior | 6-8 | 250

Seattle, Wash.

Franklin | Hillcrest Academy

FORWARD

SEASON HIGH	CATEGORY	CAREER HIGH
16, vs. Cleveland St., 12/19/20	Minutes	26, vs. Eastern Illinois, 12/04/20
2, vs. Cleveland St., 12/20/20	Points	11, vs. Manchester, 11/13/18
2, vs. SE Louisiana, 11/25/20	Rebounds	11, vs. Manchester, 11/7/19
2, at Milwaukee, 1/16/21	Assists	3, at Cleveland State, 11/25/18
2, vs. Oakland, 1/30/21	Steals	3, vs. Ohio Northern, 11/24/19
1, at Milwaukee, 1/16/21	Blocks	2, seven times
4, at Milwaukee, 1/15/21	FG Made	5, vs. Manchester, 11/13/18
5, at Milwaukee, 1/15/21	FG Attempts	6, four times
-	3-PT Made	1, vs. Ohio Northern, 11/24/19
-	3-PT Attempts	1, four times
1, at Milwaukee, 1/15/21	FT Made	2, seven times
1, at Milwaukee, 1/15/21	FT Attempts	4, at Ohio State, 11/11/18

## 2020-21 GAME-BY-GAME


Opponent	Date	GS	MIN	Total		3-Pointers		Free throws		Rebounds				PF	A	T/O	BLK	STL	PTS	AVG
				FG-FGA	PCT	3FG-3FGA	PCT	FT-FTA	PCT	OFF	DEF	TOT	AVG							
Southeastern La.	11/25/2020		08:14	0-2	.000	0-0	.000	0-0	.000	1	1	2	2.0	5	0	3	0	0	0	0.0
Cleveland St.	12/19/2020	*	15:26	0-0	.000	0-0	.000	0-0	.000	0	5	5	3.5	4	0	0	0	0	0	0.0
Cleveland St.	12/20/2020		06:53	1-1	1.000	0-0	.000	0-0	.000	1	2	3	3.3	1	0	0	0	0	2	0.7
at Northern Ky.	01/02/2021		03:27	0-1	.000	0-0	.000	0-0	.000	2	0	2	3.0	0	0	0	0	0	0	0.5
UIC	01/08/2021		13:05	0-0	.000	0-0	.000	0-0	.000	1	3	4	3.2	1	0	1	0	0	0	0.4
UIC	01/09/2021		03:50	0-1	.000	0-0	.000	0-0	.000	1	2	3	3.2	2	0	0	0	0	0	0.3
at Milwaukee	01/15/2021		15:21	4-5	.800	0-0	.000	1-1	1.000	2	0	2	3.0	3	2	1	0	0	9	1.6
at Milwaukee	01/16/2021		09:23	0-0	.000	0-0	.000	0-0	.000	0	1	1	2.8	1	1	0	1	1	0	1.4
at Green Bay	01/22/2021		12:09	1-2	.500	0-0	.000	0-0	.000	0	1	1	2.6	3	0	0	0	1	2	1.4
at Green Bay	01/23/2021		09:34	0-0	.000	0-0	.000	0-0	.000	0	0	0	2.3	2	0	2	0	1	0	1.3
Oakland	01/29/2021		08:09	0-0	.000	0-0	.000	0-0	.000	0	0	0	2.1	3	0	0	0	0	0	1.2
Oakland	01/30/2021		11:20	0-1	.000	0-0	.000	0-0	.000	2	2	4	2.3	4	0	1	0	2	0	1.1
<b>Totals</b>		<b>1</b>	<b>116:51</b>	<b>6-13</b>	<b>.462</b>	<b>0-0</b>	<b>.000</b>	<b>1-1</b>	<b>1.000</b>	<b>10</b>	<b>17</b>	<b>27</b>	<b>2.3</b>	<b>29</b>	<b>3</b>	<b>8</b>	<b>1</b>	<b>5</b>	<b>13</b>	<b>1.1</b>

## Player Averages

Games Played	Minutes/ game	Points/ game	FG Pct	3FG Pct	FT Pct	Rebounds/ game	Assists/ game	Turnovers/ game	Assist/Turnover ratio	Steals/ game	Blocks/ game
12	9.7	1.1	46.2	0.0	100.0	2.3	0.3	0.7	0.4	0.4	0.1

## CAREER STATS

				Field Goals		3-Point		F-Throws		Rebounds									Scoring	
SEASON	TEAM	GP-GS	MIN/AVG	FG-FGA	FG%	3FG-FGA	3FG%	FT-FTA	FT%	OFF	DEF	TOT	AVG	PF-FO	AST	TO	BLK	STL	PTS	AVG
2017-18	Pur-FW	25-0	157/6.3	10-24	.417	0-0	.000	4-7	.571	20	30	50	2.0	43-1	5	9	3	4	24	1.0
2018-19	Pur-FW	33-0	385/11.7	29-68	.426	0-1	.000	10-23	.435	46	59	105	3.2	71-1	9	13	19	15	68	2.1
2019-20	Pur-FW	33-0	526/15.9	36-71	.507	1-3	.333	11-22	.500	65	73	138	4.2	97-5	13	25	16	22	84	2.5
2020-21	Pur-FW	12-1	117/9.7	6-13	.462	0-0	.000	1-1	1.000	10	17	27	2.3	29-1	3	8	1	5	13	1.1
TOTAL		103-1	1185/11.5	81-176	.460	1-4	.250	26-53	.491	141	179	320	3.1	240-8	30	55	39	46	189	1.8



50

JALON  
PIPKINS

Senior | 6-4 | 195  
Paris, Texas  
Paris | Loyola Chicago

GUARD

SEASON HIGH	CATEGORY	CAREER HIGH
36, vs. Oakland, 1/30/21	Minutes	36, vs. Oakland, 1/30/21
21, vs. Oakland, 1/30/21	Points	21, vs. Oakland, 1/30/21
6, twice	Rebounds	6, twice
8, vs. Robert Morris, 12/27/20	Assists	8, vs. Robert Morris, 12/27/20
4, twice	Steals	4, twice
2, vs. UIC, 1/9/21	Blocks	1, three times
9, twice	FG Made	9, twice
18, vs. UIC, 1/8/21	FG Attempts	18, vs. UIC, 1/8/21
4, at Milwaukee, 1/16/21	3-PT Made	4, at Milwaukee, 1/16/21
5, twice	3-PT Attempts	6, at Valparaiso, 12/30/19
6, vs. UIC, 1/8/21	FT Made	6, vs. UIC, 1/8/21
6, vs. UIC, 1/8/21	FT Attempts	6, twice

## 2020-21 GAME-BY-GAME

Opponent	Date	GS	MIN	Total		3-Pointers		Free throws		Rebounds				PF	A	T/O	BLK	STL	PTS	AVG
				FG-FGA	PCT	3FG-3FGA	PCT	FT-FTA	PCT	OFF	DEF	TOT	AVG							
Southeastern La.	11/25/2020	*	33:43	6-14	.429	2-5	.400	4-5	.800	0	5	5	5.0	4	1	4	0	3	18	18.0
Cleveland St.	12/19/2020	*	31:42	0-3	.000	0-2	.000	1-3	.333	0	1	1	3.0	2	3	1	0	0	1	9.5
Cleveland St.	12/20/2020	*	26:36	5-8	.625	1-2	.500	3-3	1.000	1	0	1	2.3	1	1	1	0	0	14	11.0
Robert Morris	12/26/2020	*	26:02	3-6	.500	0-1	.000	4-4	1.000	0	3	3	2.5	4	4	2	0	0	10	10.8
Robert Morris	12/27/2020	*	29:09	2-6	.333	1-1	1.000	0-0	.000	0	1	1	2.2	3	8	2	0	1	5	9.6
at Northern Ky.	01/01/2021	*	28:50	5-7	.714	0-1	.000	3-3	1.000	0	0	0	1.8	2	2	4	0	4	13	10.2
at Northern Ky.	01/02/2021	*	34:08	7-12	.583	0-0	.000	2-2	1.000	0	3	3	2.0	1	3	5	0	1	16	11.0
UIC	01/08/2021	*	34:40	9-18	.500	0-0	.000	1-2	.500	0	0	0	1.8	4	4	2	0	2	19	12.0
UIC	01/09/2021	*	30:59	4-10	.400	0-0	.000	6-6	1.000	0	2	2	1.8	2	3	1	2	4	14	12.2
at Milwaukee	01/15/2021	*	32:08	4-9	.444	1-3	.333	0-0	.000	0	6	6	2.2	2	3	5	1	0	9	11.9
at Milwaukee	01/16/2021	*	34:10	5-7	.714	4-4	1.000	2-2	1.000	0	6	6	2.5	3	3	2	1	0	16	12.3
at Green Bay	01/22/2021	*	31:12	5-11	.455	1-4	.250	0-0	.000	1	2	3	2.6	1	2	4	1	2	11	12.2
at Green Bay	01/23/2021	*	28:02	6-11	.545	1-2	.500	3-5	.600	2	1	3	2.6	2	4	1	0	0	16	12.5
Oakland	01/29/2021	*	26:01	2-7	.286	2-4	.500	0-0	.000	0	2	2	2.6	4	1	1	1	1	6	12.0
Oakland	01/30/2021	*	35:28	9-13	.692	3-5	.600	0-0	.000	1	3	4	2.7	3	2	4	1	2	21	12.6
<b>Totals</b>		<b>15</b>	<b>462:50</b>	<b>72-142</b>	<b>.507</b>	<b>16-34</b>	<b>.471</b>	<b>29-35</b>	<b>.829</b>	<b>5</b>	<b>35</b>	<b>40</b>	<b>2.7</b>	<b>38</b>	<b>44</b>	<b>39</b>	<b>7</b>	<b>20</b>	<b>189</b>	<b>12.6</b>

### Player Averages

Games Played	Minutes/ game	Points/ game	FG Pct	3FG Pct	FT Pct	Rebounds/ game	Assists/ game	Turnovers/ game	Assist/Turnover ratio	Steals/ game	Blocks/ game
15	30.9	12.6	50.7	47.1	82.9	2.7	2.9	2.6	1.1	1.3	0.5

## CAREER STATS (INCLUDES LOYOLA BUT NCAA REPORT IS MISSING 2017-18 CSUN STATS)

				Field Goals		3-Point		F-Throws		Rebounds										Scoring	
SEASON	TEAM	GP-GS	MIN/AVG	FG-FGA	FG%	3FG-FGA	3FG%	FT-FTA	FT%	OFF	DEF	TOT	AVG	PF-FO	AST	TO	BLK	STL	PTS	AVG	
2019-20	Loyola	30-1	390/13.0	34-87	.391	12-41	.293	21-31	.677	5	19	24	0.8	15-0	12	17	1	10	101	3.4	
2020-21	Pur-FW	15-15	463/30.9	72-142	.507	16-34	.471	29-35	.829	5	35	40	2.7	38-0	44	39	7	20	189	12.6	
TOTAL FOR Pur-FW		15-15	463/30.9	72-142	.507	16-34	.471	29-35	.829	5	35	40	2.7	38-0	44	39	7	20	189	12.6	
TOTAL		45-16	853/19.0	106-229	.463	28-75	.373	50-66	.758	10	54	64	1.4	53-0	56	56	8	30	290	6.4	

## LEAD / DEFICIT COMPARISON

	Largest Lead	Largest Deficit	Total Leading	Total Tied	Total Trailing	Final
SE LOUISIANA	12 (8:59, 1st)	3 (15:22, 1st)	40:43	2:18	1:59	W, 67-63 OT
CLEVELAND ST.	2 (13:41, 1st)	12 (14:35, 2nd)	:21	1:10	38:29	L, 63-61
CLEVELAND ST.	None	34 (17:23, 2nd)	:00	1:13	38:47	L, 89-80
ROBERT MORRIS	9 (17:03, 1st)	19 (3:10, 2nd)	11:00	1:03	27:57	L, 102, 88
ROBERT MORRIS	24 (13:12, 2nd)	4 (18:48, 1st)	35:47	2:06	2:07	W, 87-82
at Northern Ky.	14 (14:36, 1st)	9 (0:29, 2nd)	23:57	2:37	13:26	L, 75-68
at Northern Ky.	11 (16:32, 2nd)	4 (3:40, 2nd)	23:10	8:07	8:43	L, 70-68
UIC	11 (2:57, 2nd)	4 (14:20, 2nd)	35:29	4:35	4:56	W, 96-89 OT
UIC	33 (0:18, 2nd)	none	38:59	1:01	0:00	W, 88-55
at Milwaukee	11 (0:26, 2nd)	10 (12:07, 1st)	18:33	5:01	16:26	W, 81-72
at Milwaukee	17 (13:34, 2nd)	1 (15:08, 1st)	38:10	:29	1:21	W, 81-74
at Green Bay	4 (15:17, 1st)	23 (15:43, 2nd)	4:06	4:24	31:30	L, 77-59
at Green Bay	9 (14:21, 1st)	25 (4:23, 2nd)	6:45	:42	21:33	L, 87-72
OAKLAND	3 (17:29, 1st)	19 (0:56, 2nd)	2:40	1:50	35:30	L, 81-66
OAKLAND	3 (19:02, 1st)	12 (17:44, 2nd)	1:30	1:36	36:54	L, 82-75

## WHY MASTODONS?

It all started about 10,000 years ago ...

That's when mastodons roamed the southern Great Lakes region of North America. These stocky versions of modern elephants reached heights of about ten feet at the shoulder, with tusks that curved upward that were six feet or more in length. Mastodons were browsers who fed mostly on leaves and twigs from small trees and shrubs.

One such mastodon found its final resting place about two miles south of Angola, Indiana, on land that would eventually become part of Orsie Routsong's farm. In the fall of 1968, Routsong decided to expand a small pond on his property. An excavator was hired and instructed to pile the excavated material around the edge of the pond. Several days after the excavation was finished a heavy rain storm pounded the piles of dirt.

The next day, a young neighbor boy of Routsong's discovered a large bone in one of the dirt piles. Routsong knew it was something out of the ordinary, so he called Jack Sunderman, chair of the IPFW Geology Department, to identify the bone, and to ask for advice on what to do with it. Sunderman says his first question was, "How big is the bone," with Routsong's answer being "pretty big, maybe 3 or 4 feet long."

When Sunderman got to the farm, he identified the bone as a leg bone of a mastodon. He told Routsong a skeleton like this would have scientific and instructional value if a large portion of it could be located. Routsong agreed, and also agreed to have the IPFW Geology Department do the excavation. Sunderman got two more faculty members, Geoffrey Matthews and Bernd Erdtmann, and several geology students to help in the project.

After all the mastodon bones were collected, cleaned, and preserved, Routsong agreed to have the adult mastodon skeleton placed on permanent display

at IPFW; the skull of a nearby baby mastodon is now on loan to Science Central.

In the spring of 1970, The Communicator (IPFW's student newspaper) began a drive to come up with a mascot for IPFW. Some of the suggested choices included the Boiler-Hoosiers, Warhawks, Marauders, Frontiersmen, Pioneers, Elfs, and Hobbits. Those names and others came from student suggestions. Steve Pettyjohn, who served as the student body president in 1968-69, wrote a letter to the editor about the school mascot. In his letter, Pettyjohn extolled the virtues of choosing the mastodon as IPFW's mascot: **"It sounds different, strange - that's exactly why. It's different and yes, even strange. For God's Sakes, let's have the courage to be a little different."**

In the meantime, former Indiana Congressman Mark Souder, who served as student body president in 1969-70, recalls being lobbied by the Geology Club to choose the mastodon.

According to Nusbaumer, "Souder appointed a committee in student government to select a name although he was lobbying hard for the mastodon." After some discussion on the subject, Souder says a vote was taken by the committee and the mastodon came out the winner. Souder finished his recollection with these thoughts: "History shows that the advocacy of the geology club was correct. The fast, decisive action of the elected student government—though it did not please everyone and was not a precedent that the University desired to see—has also been upheld by history as Purdue Fort Wayne regularly scores high in any list of unique university nicknames; **even in this era when everybody strives to be different. We did it decades ago.**"

## YEAR-BY-YEAR RECORDS

Year	Record	Coach
<b>NCAA Division III (Independent)</b>		
1973-74	5-21	George Wehrmeister
1974-75	12-12	Gene Hany
1975-76	15-12	Gordon Stauffer
1976-77	8-19	Gordon Stauffer
1977-78	8-16	Gordon Stauffer
1978-79	6-21	Gordon Stauffer
1979-80	3-21	Ken Workman
1980-81	9-17	Ken Workman
1981-82	2-24	Ken Workman

### NCAA Division II (Independent)

1982-83	15-13	Tim Russell
1983-84	18-10	Tim Russell

### NCAA Division II (Great Lakes Valley)

1984-85	16-11, 7-7	Tim Russell
1985-86	10-18, 3-13	Tim Russell
1986-87	9-19, 3-13	Tim Russell
1987-88	15-13, 8-8	Andy Piazza
1988-89	21-7, 10-6	Andy Piazza
1989-90	20-8, 10-8	Andy Piazza
1990-91	16-12, 8-10	Andy Piazza
1991-92	21-7, 12-6	Andy Piazza
1992-93	23-6, 15-3	Andy Piazza
1993-94	8-19, 4-14	Andy Piazza
1994-95	10-17, 8-10	Andy Piazza
1995-96	9-20, 4-16	Andy Piazza
1996-97	12-15, 7-13	John Williams
1997-98	10-16, 2-16	John Williams
1998-99	10-17, 7-15	John Williams
1999-00	11-16, 8-12	Doug Noll
2000-01	7-23, 4-16	Doug Noll

### NCAA Division I (Independent)

2001-02	7-21	Doug Noll
2002-03	9-21	Doug Noll
2003-04	3-25	Doug Noll
2004-05	7-22	Doug Noll (3-13) & Joe Pechota (4-9)
2005-06	10-18	Dane Fife
2006-07	12-17	Dane Fife

### NCAA Division I (The Summit League)

2007-08	13-18, 9-9	Dane Fife
2008-09	13-17, 8-10	Dane Fife
2009-10	16-15, 9-9	Dane Fife
2010-11	18-12, 11-7	Dane Fife
2011-12	11-19, 5-13	Tony Jasick
2012-13	16-17, 7-9	Tony Jasick
2013-14	25-11, 10-4	Tony Jasick
2014-15	16-15, 9-7	Jon Coffman
2015-16	24-10, 12-4	Jon Coffman
2016-17	20-13, 8-8	Jon Coffman
2017-18	18-15, 7-7	Jon Coffman
2018-19	18-15, 9-7	Jon Coffman
2019-20	14-19, 6-10	Jon Coffman

## 1970 BALLOT

PRELIMINARY BALLOT  
for team name

Pioneers	Mustangs
Beavers	Turtles
Mastodons	Chiefs
Frontiersmen	Elfs
Warhawks	Hobbits
	Boiler-Hoosiers
Other _____	

Number in order of preference; then cut out and drop in box in front of Cafeteria the week of December 14.





# 2020-21 Purdue Fort Wayne Men's Basketball Combined Team Statistics All games

Page 1/1  
as of Feb 02, 2021

## Game Records

Record	Overall	Home	Away	Neutral
ALL GAMES	6-9	4-5	2-4	0-0
CONFERENCE	5-9	3-5	2-4	0-0
NON-CONFERENCE	1-0	1-0	0-0	0-0

## Score by Periods

Team	1st	2nd	OT	TOT
Purdue Fort Wayne	509	604	24	1137
Opponents	517	631	13	1161

## Team Box Score

No.	Player				Total		3-Point		F-Throw		Rebounds													
		GP-GS	MIN	AVG	FG-FGA	FG%	3FG-FGA	3FG%	FT-FTA	FT%	OFF	DEF	TOT	AVG	PF	DQ	A	TO	BLK	STL	PTS	AVG		
1	GODFREY, Jarred	15-15	465:59	31.1	84-168	.500	27-68	.397	53-59	.898	12	68	80	5.3	19	0	50	57	4	25	248	16.5		
50	PIPKINS, Jalon	15-15	462:50	30.9	72-142	.507	16-34	.471	29-35	.829	5	35	40	2.7	38	0	44	39	7	20	189	12.6		
0	PLANUTIS, Bobby	15-15	425:36	28.4	49-99	.495	32-68	.471	29-34	.853	9	37	46	3.1	32	1	21	28	5	8	159	10.6		
25	HORTON, Demetric	15-0	324:08	21.6	50-119	.420	25-74	.338	8-11	.727	5	40	45	3.0	20	0	27	31	3	21	133	8.9		
15	BILLUPS, Deonte	15-15	398:60	26.6	48-105	.457	20-53	.377	13-25	.520	16	53	69	4.6	34	1	18	35	2	12	129	8.6		
11	CARL, Dylan	15-14	300:47	20.1	43-58	.741	1-1	1.000	13-34	.382	18	40	58	3.9	31	0	30	26	10	8	100	6.7		
4	WALKER, Jarvis	15-0	218:29	14.6	24-48	.500	3-9	.333	17-26	.654	5	16	21	1.4	27	2	12	19	1	3	68	4.5		
24	BLACK, Demierre	12-0	138:57	11.6	13-26	.500	2-3	.667	11-14	.786	1	12	13	1.1	9	0	11	15	1	6	39	3.3		
3	KPEDI, Ra	15-0	161:52	10.8	16-28	.571	0-0	.000	16-29	.552	23	15	38	2.5	20	0	1	10	2	3	48	3.2		
5	DEJURNETT, Johnathan	7-0	23:15	3.3	4-7	.571	0-0	.000	0-2	.000	4	2	6	0.9	3	0	0	1	1	1	8	1.1		
34	BENFORD, Cameron	12-1	116:51	9.7	6-13	.462	0-0	.000	1-1	1.000	10	17	27	2.3	29	1	3	8	1	5	13	1.1		
22	WATERMAN, Bryce	3-0	07:13	2.4	1-2	.500	1-2	.500	0-0	.000	0	0	0	0.0	0	0	0	0	0	0	3	1.0		
2	PRENTICE, Justice	2-0	03:34	1.8	0-1	.000	0-0	.000	0-0	.000	0	0	0	0.0	1	0	0	0	0	0	0	0.0		
10	HAVEY, Matt	1-0	01:29	1.5	0-0	.000	0-0	.000	0-0	.000	0	0	0	0.0	0	0	0	0	0	0	0	0.0		
Team											17	18	35					8						
Total		15	3050		410-816	.502	127-312	.407	190-270	.704	125	353	478	31.9	263	5	217	277	37	112	1137	75.8		
Opponents		15	3050		422-916	.461	122-371	.329	195-267	.730	151	308	459	30.6	252	3	212	212	42	127	1161	77.4		

## Team Statistics

	PUR-FW	OPP
<b>Scoring</b>	<b>1137</b>	<b>1161</b>
Points per game	75.8	77.4
Scoring margin	-1.6	-
<b>Field goals-att</b>	<b>410-816</b>	<b>422-916</b>
Field goal pct	.502	.461
<b>3 point fg-att</b>	<b>127-312</b>	<b>122-371</b>
3-point FG pct	.407	.329
3-pt FG made per game	8.5	8.1
<b>Free throws-att</b>	<b>190-270</b>	<b>195-267</b>
Free throw pct	.704	.730
F-Throws made per game	12.7	13.0
<b>Rebounds</b>	<b>478</b>	<b>459</b>
Rebounds per game	31.9	30.6
Rebounding margin	+1.3	-
<b>Assists</b>	<b>217</b>	<b>212</b>
Assists per game	14.5	14.1
<b>Turnovers</b>	<b>277</b>	<b>212</b>
Turnovers per game	18.5	14.1
Turnover margin	-4.3	-
Assist/turnover ratio	0.8	1.0
<b>Steals</b>	<b>112</b>	<b>127</b>
Steals per game	7.5	8.5
<b>Blocks</b>	<b>37</b>	<b>42</b>
Blocks per game	2.5	2.8
<b>Winning streak</b>	<b>0</b>	<b>-</b>
Home win streak	0	-
<b>Attendance</b>	<b>0</b>	<b>0</b>
Home games-Avg/Game	9-0	6-0
Neutral site-Avg/Game	-	0-0

## Team Results

Date	Opponent		Score	Att.
11/25/2020	Southeastern La.	Wot	67-63	0
12/19/2020	Cleveland St.	L	61-63	0
12/20/2020	Cleveland St.	L	80-89	0
12/26/2020	Robert Morris	L	88-102	0
12/27/2020	Robert Morris	W	87-82	0
01/01/2021	at Northern Ky.	L	68-75	0
01/02/2021	at Northern Ky.	L	68-70	0
01/08/2021	UIC	Wot	96-89	0
01/09/2021	UIC	W	88-55	0
01/15/2021	at Milwaukee	W	81-72	0
01/16/2021	at Milwaukee	W	81-74	0
01/22/2021	at Green Bay	L	59-77	0
01/23/2021	at Green Bay	L	72-87	0
01/29/2021	Oakland	L	66-81	0
01/30/2021	Oakland	L	75-82	0