

MASTODON



BASKETBALL

@MastodonMBB

#GoDons

SCHEDULE/RESULTS

NOVEMBER (1-0)

25 SE LOUISIANA W, 67-63 OT
30 at Kent State PPD

DECEMBER (1-3)

3 ALCORN STATE CANCELED
3 ADRIAN CANCELED
5 at Notre Dame CANCELED
8 at Dayton CANCELED
12 DEFIANCE CANCELED
13 DEFIANCE CANCELED
19 CLEVELAND STATE • L, 63-61
20 CLEVELAND STATE • L, 89-80
26 ROBERT MORRIS • L, 102-88
27 ROBERT MORRIS • W, 87-82

JANUARY (4-4)

1 at Northern Ky. • L, 75-68
2 at Northern Ky. • L, 70-68
8 UIC • W, 96-89 OT
9 UIC • W, 88-55
15 at Milwaukee • W, 81-72
16 at Milwaukee • W, 81-74
22 at Green Bay • L, 77-59
23 at Green Bay • L, 87-72
29 OAKLAND • ESPN3 7:30 PM
30 OAKLAND • MARQUEE & ESPN3 7 PM

FEBRUARY (0-0)

5 at Detroit Mercy • ESPN3 6 PM
6 at Detroit Mercy • ESPN3 5 PM
12 at Youngstown State • ESPN+ 5 PM
13 at Youngstown State • ESPN+ 5 PM
19 CLEVELAND STATE • ESPN+ 7 PM
20 CLEVELAND STATE • ESPN+ 5 PM

All Times Eastern
• Horizon League

Format for 2020-21 Horizon League
Tournament to be announced later.

PURDUE FORT WAYNE REFERENCES

As a part of university changes beginning July 1, 2018, we respectfully ask to refer to any athletic-related subjects as "Purdue Fort Wayne" or the "Purdue Fort Wayne Mastodons." **PLEASE DO NOT IN ANY CONTEXT refer to any team as "IPFW" or "Indiana University - Purdue University Fort Wayne" as it no longer exists.** Please do not use "Lady Dons" when referring to women's teams.

Although we are officially the Mastodons, using 'Dons on second reference is also acceptable.



PURDUE FORT WAYNE

MASTODONS

6-7, 5-7 Horizon

OAKLAND

GOLDEN GRIZZLIES

6-13, 6-6 Horizon

GAMES NO. 14 & 15 GATES SPORTS CENTER JANUARY 29 & 30, 2021 - 7:30 & 7 PM

Radio: The Fan 1380 AM

Talent: Brett Rump, Art Saltsberg

Online Video: ESPN3

TV: Marquee (Saturday only)

Talent: John Nolan, Mike Kibiloski

KNOW YOUR FOE

• The Golden Grizzlies split their series with Detroit Mercy last weekend. The loss to the Titans in the final game of the series snapped a three-game win streak for the Golden Grizzlies.

• Oakland leads the all-time series 17-6 with the majority of contests being when both clubs were in the Summit League. However the series does date back to 1981 as the teams played four times prior to joining the Division I ranks.

• Oakland is led in scoring by Jalen Moore. He is averaging 18.8 points per game.


STATISTICAL COMPARISON

	'DONS	OAK
Overall Record	6-7	6-13
Scoring Offense	76.6	71.7
Scoring Defense	76.8	82.9
Scoring Margin	-0.2	-11.2
FG Percentage	.508	.400
FG Percentage Defense	.458	.480
3FG Percentage	.414	.325
3FGs Per Game	8.2	8.7
FT Percentage	.703	.703
Rebounding	32.3	34.0
Rebounding Margin	+1.7	-6.5
Assists Per Game	14.0	14.5
Turnovers Per Game	19.2	13.4
Turnover Margin	-4.5	+0.7
Assist/Turnover Ratio	0.7	1.1
Steals Per Game	7.7	8.6
Blocks Per Game	2.3	1.7

PROBABLE STARTERS SUBJECT TO CHANGE



BOBBY PLANUTIS




JARRED GODFREY



DYLAN CARL



DEONTE BILLUPS



JALON PIPKINS

NO.	NAME	YR.	POS.	HT.	HOMETOWN	PPG	FG%	3P%	FT%	R/G	A/G
0	Bobby Planutis	R-Jr.	F	6-8	Hazleton, Pa.	9.8	.500	.451	.844	2.9	1.2
1	Jarred Godfrey	Jr.	G	6-5	Atlanta, Ga.	17.4	.514	.448	.893	5.2	3.2
11	Dylan Carl	R-Sr.	F	6-11	Alma, Mich.	6.8	.740	1.000	.382	4.1	1.7
15	Deonte Billups	So.	G	6-4	Moline, Ill.	8.7	.472	.400	.524	4.6	1.1
50	Jalon Pipkins	Sr.	G	6-4	Paris, Texas	12.5	.500	.440	.829	2.6	3.2

OFF THE BENCH

2	Justice Prentice	Fr.	G	6-1	Toronto, Ontario	0.0	.000	-	-	0.0	0.0
3	Ra Kpedi	R-Jr.	F	6-9	Indianapolis, Ind.	3.3	.577	-	.520	2.5	0.1
4	Jarvis Walker	Fr.	G	6-2	Muskegon, Mich.	4.8	.537	.286	.680	1.4	0.8
5	Johnathan Delumett	Fr.	F	6-8	Memphis, Tenn.	1.3	.571	-	.000	1.0	0.0
10	Matt Havey	R-So.	G	6-1	Lansing, Mich.	0.0	-	-	-	0.0	0.0
22	Bryce Waterman	So.	G	6-6	Colonia, N.Y.	1.0	.500	.500	-	0.0	0.0
24	DeMierre Black	Sr.	G	6-0	Marietta, Ga.	3.5	.520	.667	.786	1.2	1.0
25	Demetric Horton	Jr.	G	6-5	Raleigh, N.C.	8.5	.400	.344	.727	3.2	1.8
34	Cameron Benford	Sr.	F	6-8	Seattle, Wash.	1.3	.500	-	1.000	2.3	0.3

STARTING LINEUPS

Game	G	G	G	F	F
SOUTHEASTERN LA	Godfrey	Billups	Pipkins	Planutis	Carl
CLEVELAND STATE	Godfrey	Billups	Pipkins	Planutis	Benford
CLEVELAND STATE	Godfrey	Billups	Pipkins	Planutis	Carl
ROBERT MORRIS	Godfrey	Billups	Pipkins	Planutis	Carl
ROBERT MORRIS	Godfrey	Billups	Pipkins	Planutis	Carl
at Northern Ky.	Godfrey	Billups	Pipkins	Planutis	Carl
at Northern Ky.	Godfrey	Billups	Pipkins	Planutis	Carl
UIC	Godfrey	Billups	Pipkins	Planutis	Carl
UIC	Godfrey	Billups	Pipkins	Planutis	Carl
at Milwaukee	Godfrey	Billups	Pipkins	Planutis	Carl
at Milwaukee	Godfrey	Billups	Pipkins	Planutis	Carl
at Green Bay	Godfrey	Billups	Pipkins	Planutis	Carl
at Green Bay	Godfrey	Billups	Pipkins	Planutis	Carl

BY GROUP

6-6	Godfrey	Billups	Pipkins	Planutis	Carl
0-1	Godfrey	Billups	Pipkins	Planutis	Benford

SERIES HISTORY

Date	Opponent	Score	Location
11/28/1981	vs Oakland	L, 67-111	Fort Wayne, IN
02/06/1982	at Oakland	L, 59-79	Rochester, MI
11/27/1982	vs Oakland	L, 50-57	Unknown
11/26/1983	vs Oakland	L, 80-89	Fort Wayne, IN
01/28/2002	vs Oakland	W, 77-71	Fort Wayne, IN
11/26/2002	at Oakland	L, 68-95	Rochester, MI
02/25/2004	at Oakland	L, 61-83	Rochester, MI
* 01/19/2008	vs Oakland	W, 77-69	Fort Wayne, IN
* 02/16/2008	at Oakland	W, 71-66	Rochester, MI
* 01/17/2009	vs Oakland	L, 88-93	Fort Wayne, IN
* 02/14/2009	at Oakland	L, 72-83	Rochester, MI
03/08/2009	at Oakland	L, 62-75	Sioux Falls, S.D.
* 12/05/2009	vs Oakland	L, 76-84	Fort Wayne, IN
* 02/27/2010	at Oakland	L, 83-86	Rochester, MI
03/08/2010	vs Oakland	L, 58-71	Sioux Falls, S.D.
* 01/15/2011	vs Oakland	L, 68-86	Fort Wayne, IN
* 02/12/2011	at Oakland	L, 78-86	Rochester, MI
* 01/14/2012	vs Oakland	L, 86-96	Fort Wayne, IN
* 02/11/2012	at Oakland	L, 82-93	Rochester, MI
* 02/20/2013	vs Oakland	W, 77-71	Fort Wayne, Ind.
* 03/02/2013	at Oakland	W, 74-72	Rochester, MI
03/10/2013	vs Oakland	W, 91-72	Sioux Falls, S.D.
11/10/2017	at Oakland	L, 71-85	Rochester, MI
* League game			

OVERALL: Oakland leads 17-6

LEAGUE GAMES: Oakland leads 8-4

IN FORT WAYNE: Oakland leads 6-3

IN ROCHESTER: Oakland leads 9-2

NEUTRAL: Oakland leads 2-1

2020-21 SIGNED

JoJo Peterson (Johns Creek, Ga./Mount Pisgah HS)

As a junior, Peterson (6-5, 175, guard) was first-team all-state by the Atlanta Journal Constitution. He averaged 14 points, seven rebounds, four assists and two steals per game as a junior. He helped Mount Pisgah to their first final four and regional championship appearance in school history. He also played for Team Dickerson.

Redford Dunton (Raleigh, N.C./Millbrook HS)

Dunton (6-7, 190, wing) played his first three seasons at Heritage High School. As a junior, he averaged 16.5 points, 6.5 rebounds per game. He shot 53.0 percent from the floor and 37.0 from three. He was a three-time All-Northern Athletic Conference First Team selection while reaching 1,000 career points. He helped his team to a pair of league titles and a state runner-up finish in 2018. He has transferred to Millbrook High School for his senior season. He also played for Garner Road 35SB AAU.

PURDUE FORT WAYNE MEDIA SERVICES

2101 E. Coliseum Blvd., Fort Wayne, IN 46805
Derrick Sloboda, Assistant AD (MBB Contact)
Office: 260-481-0729 / Cell: 708-567-7874
Email: derrick.sloboda@pfw.edu
www.GoMastodons.com

COACHES VS CANCER WEEKEND:

• During the Jan. 29 and 30 games with Oakland, the Mastodon men's basketball staff will participate in Suits and Sneakers Week sponsored by Coaches vs. Cancer. Since its inception over 25 years ago, Coaches vs. Cancer has raised over \$115 million to support the American Cancer Society and save lives. Fans can make a donation at <https://www.cancer.org/>

FROM THREE:

• The Mastodons are No. 6 in the nation 3-point field goal percentage at 41.1 percent.

• The Mastodons set a program record for single-game 3-point percentage at Milwaukee (Jan. 16) by making 70.6 percent (12-of-17).

• Three of the Mastodons' top 10 all-time 3-point percentage performances have happened this season.

1st, Jan. 16 at Milwaukee (70.6 percent, 12-of-17)

7th, Dec. 27, vs. Robert Morris (64.7 percent, 11-of-17)

10th, Jan. 9, vs. UIC (61.1 percent, 11-of-18)

'DONS AND ENDS:

• The Mastodons have 10 players averaging 9.6 minutes per game or more. The last time the 'Dons finished a season with that many players seeing 9.6 or more minutes per game was 2011-12 when 11 different players did so.

• Two of the best shooting games during the Division I era have occurred this season. The 'Dons shot 64.2 percent against Robert Morris (Dec. 27) and 62.8 percent at Milwaukee (Jan. 16). The performances rank fourth and fifth best in program history during the DI era.

• The 'Dons didn't miss a shot in the first seven and a half minutes of the second half at Milwaukee (Jan. 16). The 'Dons were 7-for-7, 6-of-6 from three, with four made free throws for good measure.

• Dylan Carl is 12th in the nation in two-point shots. He has made 36-of-49 from inside the arc for a 73.5 percent mark.

• With two overtime wins this season, the 'Dons are now 8-3 in overtime games under head coach Jon Coffman.

• The 'Dons have shot 60 percent or better in a half six times this season.

• The Mastodons' 33 point victory over UIC on Jan. 9 was the Mastodons' largest over a league opponent since defeating IUPUI by 38 points on March 8, 2014 85-47 in the Summit League Tournament.

• Jarred Godfrey was named the Horizon League Player of the Week for his two performances over UIC. Additionally, Godfrey was named the Lou Henson National Player of the Week by CollegeInsider.com. He averaged 28.5 points, 6.5 rebounds and 3.0 assists per game. Godfrey shot 54.3 percent (19-of-35) from the floor and 60.0 percent (6-of-10) from three.

• Godfrey's Player of the Week was boosted by a 41-point performance on Jan. 8. The career high stands as the most by a Mastodon in program history at the Gates Sports Center. It was also three points shy of the program record for points in a game. He finished a career-best 11-of-12 from the line. Godfrey scored eight points in the extra session.

• The Mastodons are shooting 50.8 percent on the season, 13th best in the nation and best in the league.

• The Mastodons are scoring 76.6 points per game, 83rd best in the nation.

• The Mastodons' 8.2 3-pointers per game rank 93rd in the nation.

• The Mastodons have recorded a better field goal percentage than their opponent in eight-of-13 games this season.

• Six times this season, the 'Dons have kept their opponent to a sub 30.0 percent shooting performance from beyond the arc.

• The 'Dons limited Southeastern Louisiana to 3.6 percent (1-of-28) from three. Per sports-reference.com, since 2010-11, it was only the third time a team has limited an opponent to a sub 4.0 percent performance from beyond the arc with 28 or more attempts from three. Of note in that game, Southeastern Louisiana made their first attempt and missed their next 27.

RECORD WHEN...	2020-21	Under Coffman
Overall	6-7	116-94
Home	4-3	74-25
Road	2-4	37-61
Neutral	0-0	5-8
Wins Tip	2-4	73-46
Scores First	3-3	71-36
Leads at half	5-3	94-23
Trails at half	0-4	17-66
Tied at half	0-0	3-4
Shoots 50% or better	4-2	67-11
Shoots less than 50%	2-4	46-80
Shoots better than opponent	6-2	99-29
Shoots equal to opponent	0-0	1-1
Shoots worse than opponent	0-5	16-76
Has more FTs made than opp.	4-4	81-45
Has equal FTs made	1-0	5-1
Has fewer FTs made than opp.	1-3	30-48
Outrebounds opp.	4-2	78-30
Is outrebounded	1-5	34-59
Has equal rebounds	1-0	3-5
Has more TOs than opp.	5-5	40-54
Has equal TO as opp.	0-0	9-5
Has fewer TO's than opp.	1-2	67-35
Scores more bench points	4-4	69-33
Equal bench pts.	0-0	2-7
Scores fewer bench points	2-3	45-55
Makes 5+ 3-Pt. shots	6-6	109-87
No player fouls out	5-5	93-62
1+ player fouls out	1-2	21-30
Plays in November	1-0	31-18
Plays in December	1-3	28-20
Plays in January	4-4	30-27
Plays in February	0-0	23-19
Plays in March	0-0	4-10
Plays during the day	0-2	30-24
Plays at night	6-5	86-70
Plays on Sunday	1-1	11-12
Plays on Monday	0-0	6-6
Plays on Tuesday	1-0	9-6
Plays on Wednesday	0-0	21-8
Plays on Thursday	0-0	24-14
Plays on Friday	2-2	4-13
Plays on Saturday	2-4	41-35
Out-Scores Opponent	6-0	116-0
is Out-Scored	0-7	0-94
Margin is 5 points or less	2-3	30-30
Margin is between 6-10	3-2	23-25
Margin is between 11-20	0-2	33-26
Margin is more than 20	1-0	30-13
Scores 59 or less	0-1	2-18
Scores 60-69	1-3	11-32
Scores 70-79	0-1	18-25
Scores 80-89	4-2	43-17
Scores 90-99	1-0	26-2
Scores 100+	0-0	16-0
Opponent scores 59 or less	1-0	23-0
Opponent scores 60-69	1-1	43-17
Opponent scores 70-79	2-3	21-28
Opponent scores 80-89	2-2	21-31
Opponent scores 90-99	0-0	6-16
Opponent scores 100+	0-1	2-2

• Deonte Billups made a career-high six 3-pointers in the opener against Northern Kentucky. It is the most 3-pointers in a game by a Mastodon this season. It was one of Billups' best games as a Mastodon. All told he was 8-of-10 from the floor for a career-high 22 points while adding three rebounds.

MORE BLOCKS THAN A TWITTER TROLL: Dylan Carl has 99 blocks in his career. He is in fifth place in program history in the category. Up next on the list is Brent Calhoun (2012-17) with 109. Carl and Calhoun were teammates in 2016-17.

THE 'DONS WENT TO JARRED:

• Jarred Godfrey is leading the team in points (17.4), rebounding (5.2), assists (3.2) and steals (1.8) per game.

• Jarred Godfrey finished with a line of 27 points, 10 rebounds, five assists and five steals against Robert Morris (Dec. 27). Per sports-reference.com, he is one of only 10 players since the 2010-11 season to record such a line in a game. The list includes Ben Simmons and Kemba Walker. He is the only player on the list to do so while taking fewer than 14 shots from the floor. Godfrey finished 9-of-11.

• Sports-reference.com produces game scores for individual performances, with 10 being average and 40 being outstanding. Godfrey earned a 31.8 for his 41-point outburst against UIC. He received a 31.0 for his game against Robert Morris (Dec. 27). Current Memphis Grizzlies member John Konchar is the only other Mastodon in program history with two game scores better than 31.0. The database goes back to the 2010-11 season.

• Jarred Godfrey has made 50-of-56 free throws on the season (89.3 percent), best in the league. He entered the season shooting 69.6 percent from the line in his career.

• Jarred Godfrey is officially on the 1,000-point total watch as he enters this weekend with 963 career points.

• Jarred Godfrey has scored 20 or more points in six Horizon League games this season.

• Jarred Godfrey's 1.8 steals per game ranks third in the league.

DOUBLE-DOUBLE WATCH: Jarred Godfrey owns four career double-doubles, Deonte Billups owns two and Dylan Carl has one. Godfrey floated around the triple-double watch at Milwaukee (Jan. 15) with 23 points, 10 rebounds and seven assists.

SMART TOO: The men's basketball program earned a perfect 100 in the most recent Graduation Success Rate (GSR) announced Nov. 17. Only three other Horizon League men's basketball programs earned a GSR of 100. Evansville and Indiana State were the only other men's basketball teams in the state of Indiana to record a 100.

3s PLEASE: The 'Dons have found considerable success beyond the arc over the last few years, finishing in the top 15 in the nation in 3-pointers per game in four of the last five seasons.

FROM WAY "DON" TOWN: Since the start of the 2014-15 season, the 'Dons are 11th in the nation in total made 3-pointers (2,006).

SO MANY POINTS: The 'Dons have been in the top 35 in the nation in points per game in five of the last seven seasons.

HOME COOKING: The Mastodons have attained an overall home record of 152-56 in Fort Wayne since 2006-07. The 'Dons are 91-30 in home games played at the Allen County War Memorial Coliseum and 61-26 in home games played on campus at the Hilliard Gates Sports Center.

BENFORD REBOUNDING NUMBERS: Cameron Benford's offensive rebound percentage last season of 12.9 percent ranked second in the Summit League and 49th in the nation. The stat calculates the percentage of possible offensive rebounds a player grabs.

SINGLE-GAME STATISTICAL LEADERS

2020-21 Career
(Record in such games in)

TEAM LEADER IN POINTS

Jarred Godfrey	8 (5-3)	29 (17-12)
Deonte Billups	1 (0-1)	5 (2-3)
Dylan Carl		2 (0-2)
DeMierre Black		1 (0-1)
Jalon Pipkins	4 (2-2)	4 (2-2)

TEAM LEADER IN REBOUNDS

Dylan Carl	4 (2-2)	16 (6-10)
Deonte Billups	4 (3-1)	12 (5-7)
Cameron Benford		7 (6-1)
Jarred Godfrey	4 (3-1)	10 (4-5)
Ra Kpedi	1 (1-0)	1 (1-0)
Bobby Planutis	2 (0-2)	2 (0-2)
Jarred Godfrey	2 (0-2)	2 (0-2)
Jalon Pipkins	1 (1-0)	1 (1-0)
Demetric Horton	1 (1-0)	1 (1-0)

TEAM LEADER IN ASSISTS

Jarred Godfrey	6 (3-3)	29 (12-17)
Dylan Carl	9 (0-3)	9 (0-9)
DeMierre Black		6 (2-4)
Deonte Billups	2 (2-0)	5 (5-0)
Demetric Horton	2 (2-0)	2 (2-0)
Jalon Pipkins	6 (2-4)	6 (2-4)
Bobby Planutis	1 (0-1)	1 (0-1)

TEAM LEADER IN STEALS

Dylan Carl	1 (0-1)	16 (3-13)
Jarred Godfrey	5 (2-3)	23 (9-14)
Cameron Benford		9 (5-4)
DeMierre Black	1 (0-1)	10 (2-8)
Deonte Billups	1 (1-0)	8 (5-3)
Jalon Pipkins	3 (3-0)	3 (3-0)
Demetric Horton	3 (1-2)	3 (1-2)
Ra Kpedi	2 (1-1)	2 (1-1)
Bobby Planutis	2 (1-1)	2 (1-1)

TEAM LEADER IN BLOCKS

Dylan Carl	3 (1-2)	42 (23-19)
Cameron Benford	1 (1-0)	17 (11-6)
Jarred Godfrey	1 (0-1)	5 (4-1)
Deonte Billups	2 (1-1)	4 (2-2)
DeMierre Black		1 (1-0)
Johnathan DeJurnett	1 (1-0)	1 (1-0)
Demetric Horton	4 (1-4)	4 (1-3)
Bobby Planutis	3 (1-2)	3 (1-2)
Jarvis Walker	1 (0-1)	1 (0-1)
Jalon Pipkins	3 (3-0)	3 (3-0)
Ra Kpedi	1 (0-1)	1 (0-1)

In the event of a statistical tie all players are credited with win or loss.

UNI-WATCH

RECORD WHEN WEARING...

White 2-3
Southeastern Louisiana, Cleveland State (19th), Robert Morris (26th), UIC (8th), Green Bay (23rd)

Black 3-0
Robert Morris (27th), UIC (9th), Milwaukee (16th)

Gold 0-2
Northern Kentucky (1st), Green Bay (22nd)

Grey 1-2
Cleveland State (20th), Northern Kentucky (2nd), Milwaukee (15th)

TEAM RANKINGS - NATIONAL AND HORIZON LEAGUE

Statistic	National Rank	Conference Rank	Value	National Leader	Value	Conference Leader	Value
3-pt Field Goal Attempts (340 ranked)	224	9	256	San Francisco	544	Oakland	510
Assist Turnover Ratio (340 ranked)	311	12	0.73	Iowa	2.06	Green Bay	1.23
Assists Per Game (340 ranked)	127	7	14.0	Iowa	20.9	Wright St.	16.0
Blocked Shots Per Game (340 ranked)	271	6	2.3	Auburn	6.2	Wright St.	3.9
Defensive Rebounds per Game (340 ranked)	278	6	23.85	Wright St.	31.60	Wright St.	31.60
Fewest Fouls (340 ranked)	137	6	225	Loyola Maryland	66	IUPUI	162
Fewest Turnovers (340 ranked)	324	11	249	New Mexico St.	53	Milwaukee	128
Field-Goal Percentage (340 ranked)	13	1	50.8	Gonzaga	54.9	Purdue Fort Wayne	50.8
Field-Goal Percentage Defense (340 ranked)	272	6	45.8	New Mexico St.	36.7	Wright St.	38.1
Free Throw Attempts (340 ranked)	151	6	256	Rhode Island	406	Oakland	367
Free Throws Made (340 ranked)	146	5	180	Minnesota	305	Oakland	258
Free-Throw Percentage (340 ranked)	173	5	70.3	Colorado	84.2	Detroit Mercy	79.4
Offensive Rebounds Per Game (340 ranked)	262	10	8.46	North Carolina	15.69	Youngstown St.	14.44
Personal Fouls Per Game (340 ranked)	139	7	17.3	Notre Dame	12.1	Wright St.	13.8
Rebound Margin (340 ranked)	141	2	1.7	Grand Canyon	12.2	Wright St.	9.9
Scoring Defense (340 ranked)	300	10	76.8	Houston	56.3	Wright St.	65.3
Scoring Margin (340 ranked)	215	5	-0.2	Baylor	25.7	Wright St.	16.4
Scoring Offense (340 ranked)	83	2	76.6	Gonzaga	94.4	Wright St.	81.7
Steals Per Game (340 ranked)	74	3	7.7	Eastern Ky.	12.1	Oakland	8.6
Three Pt FG Defense (340 ranked)	131	4	32.1	Alabama A&M	17.3	UIC	25.7
Three-Point Field Goals Per Game (340 ranked)	93	4	8.2	The Citadel	13.2	Detroit Mercy	9.5
Three-Point Field-Goal Percentage (340 ranked)	6	1	41.4	Baylor	44.0	Purdue Fort Wayne	41.4
Total 3-point FGM (340 ranked)	127	6	106	San Francisco	198	Oakland	166
Total Assists (339 ranked)	160	7	182	McNeese	325	Oakland	275
Total Blocks (339 ranked)	259	7	30	Auburn	106	Wright St.	58
Total Rebounds (340 ranked)	244	8	420	Utah St.	745	Wright St.	649
Total Rebounds Per Game (340 ranked)	303	10	32.31	Buffalo	43.27	Wright St.	43.27
Total Steals (340 ranked)	101	4	100	Eastern Ky.	182	Oakland	164
Turnover Margin (336 ranked)	328	12	-4.5	Abilene Christian	8.6	Youngstown St.	3.7
Turnovers Forced (340 ranked)	109	3	14.69	Abilene Christian	22.56	IUPUI	15.56
Turnovers Per Game (340 ranked)	340	12	19.2	Villanova	8.1	Youngstown St.	10.3
Won-Lost Percentage (335 ranked)	211	7	46.2	5 teams tied	100.0	Wright St.	73.3

INDIVIDUAL RANKINGS - NATIONAL AND HORIZON LEAGUE

Statistic	Player	National Rank	Conference Rank	Value	National Leader	Value	Conference Leader	Value
3-pt Field Goal Attempts (346 ranked)	Demetric Horton	346	14	64	Rashad Williams, Oakland	183	Rashad Williams, Oakland	183
Assist Turnover Ratio (350 ranked)	Jalon Pipkins	310	13	1.21	Darius Brown II, CSUN	7.62	Jon Williams, Robert Morris	4.30
Assists Per Game (349 ranked)	Jarred Godfrey	315	12	3.2	Jalen Moore, Oakland	8.2	Jalen Moore, Oakland	8.2
	Jalon Pipkins	315	12	3.2				
Blocked Shots Per Game (347 ranked)					KC Ndefo, Saint Peter's	4.08	Grant Basile, Wright St. Loudon Love, Wright St.	1.53 1.53
Defensive Rebounds per Game (350 ranked)	Jarred Godfrey	328	14	4.46	Fardaws Aimaq, Utah Valley	10.09	Elyjah Goss, IUPUI	7.44
Double Doubles (314 ranked)	Jarred Godfrey	154	10	2	Charles Bassey, Western Ky.	11	Jalen Moore, Oakland	7
	Deonte Billups	314	16	1	Kofi Cockburn, Illinois	11		
Field-Goal Percentage (331 ranked)	Jarred Godfrey	94	5	51.4	Asbjorn Midtgaard, Grand Canyon	74.5	Grant Basile, Wright St.	64.7
Free Throw Attempts (349 ranked)	Jarred Godfrey	240	10	56	Trayce Jackson-Davis, Indiana	142	Jalen Moore, Oakland	139
Free Throws Made (334 ranked)	Jarred Godfrey	132	7	50	Jalen Moore, Oakland	103	Jalen Moore, Oakland	103
Free-Throw Percentage (350 ranked)	Jarred Godfrey	33	1	89.3	Jack Ferguson, Colgate	100.0	Jarred Godfrey, Purdue Fort Wayne	89.3
Minutes Per Game (350 ranked)					Jamir Harris, American	41:21	Antoine Davis, Detroit Mercy	38:46
Offensive Rebounds Per Game (348 ranked)					Terry Taylor, Austin Peay	4.85	Daniel Oladapo, Oakland	3.63
Points Per Game (350 ranked)	Jarred Godfrey	114	5	17.4	Luka Garza, Iowa	26.9	AJ Bramah, Robert Morris	21.5
Rebounds Per Game (341 ranked)					Fardaws Aimaq, Utah Valley	14.9	Loudon Love, Wright St.	10.3
Steals Per Game (350 ranked)	Jarred Godfrey	79	4	1.85	Jacob Gilyard, Richmond	3.79	Marcus Burk, IUPUI	2.56
	Demetric Horton	232	9	1.46				
	Jalon Pipkins	345	16	1.31				
Three-Point Field Goals Per Game (349 ranked)	Jarred Godfrey	237	11	2.00	Kaiden Rice, The Citadel	4.77	Rashad Williams, Oakland	3.33
Three-Point Field-Goal Percentage (98 ranked)					Jack Ferguson, Colgate	53.6	Pj Pipes, Green Bay	44.2
Total 3-point FGM (345 ranked)	Jarred Godfrey	248	10	26	Kaiden Rice, The Citadel	62	Rashad Williams, Oakland	60
	Bobby Planutis	345	14	23				
Total Assists (347 ranked)	Jarred Godfrey	329	12	41	Jalen Moore, Oakland	155	Jalen Moore, Oakland	155
	Jalon Pipkins	329	12	41				
Total Blocks (335 ranked)					Charles Bassey, Western Ky.	55	Grant Basile, Wright St. Loudon Love, Wright St.	23 23
Total Field Goal Attempts (341 ranked)	Jarred Godfrey	320	16	146	Zach Nutall, Sam Houston	285	Jalen Moore, Oakland	274
Total Field Goals Made (349 ranked)	Jarred Godfrey	204	14	75	Luka Garza, Iowa	150	Jalen Moore, Oakland	110
Total Minutes (350 ranked)					Jalen Moore, Oakland	696:55	Jalen Moore, Oakland	696:55
Total Points (345 ranked)	Jarred Godfrey	143	8	226	Luka Garza, Iowa	404	Jalen Moore, Oakland	357
Total Rebounds (341 ranked)					Charles Bassey, Western Ky.	195	Daniel Oladapo, Oakland	159
Total Steals (322 ranked)	Jarred Godfrey	90	7	24	Jacob Gilyard, Richmond	53	Jalen Moore, Oakland	39
	Demetric Horton	216	12	19				
	Jalon Pipkins	322	15	17				
Triple Doubles (2 ranked)					Chandler Vaudrin, Winthrop	2	Jalen Moore, Oakland Teyvion Kirk, UIC	1 1

THE LAST TIME IT HAPPENED ...

SCORING

Scored 20 points: Jarred Godfrey (23), at Milwaukee, 1/8/21
Scored 25 points: Jarred Godfrey (41), vs. UIC, 1/8/21
Scored 30 points: Jarred Godfrey (41), vs. UIC, 1/8/21
Scored 40 points: Jarred Godfrey (41), vs. UIC, 1/8/21
Exactly Two players scored 20 points: Jarred Godfrey (22), Brian Patrick (21), vs. South Dakota, 01/01/20
Exactly Three players scored 20 points: Kason Harrell (23), John Konchar (23), Matt Holba (20), vs. South Dakota State, 1/3/19
Exactly Two in double figures: Jalon Pipkins (16), Jarred Godfrey (15), Dylan Carl (12), at Green Bay, 1/23/21
Exactly Three in double figures: Jarred Godfrey (41), Jalon Pipkins (19), Deonte Billups (15), vs. UIC, 1/8/21
Exactly Four in double figures: Jarred Godfrey (18), Jalon Pipkins (16), Bobby Planutis (15), Dylan Carl (10), at Milwaukee, 1/16/21
Exactly Five in double figures: Jarred Godfrey (17), Matt Holba (13), Marcus DeBerry (13), Kason Harrell (11), John Konchar (10), vs. Western Illinois, 2/7/19
Exactly Six in double figures: Jarred Godfrey (20), Matt Holba (16), Tionne Rollins (13), Dylan Carl (12), Marcus DeBerry (11), Brian Patrick (10), at Manchester, 11/7/19
Exactly Seven in double figures: John Konchar (16), Jarred Godfrey (16), Matt Holba (15), Kason Harrell (14), Marcus DeBerry (14), Dee Montgomery (11), Matt Weir (11), at Eastern Illinois, 11/28/18
Mastodons scored 50 points/half: 51 (2nd), vs. UIC, 1/9/21
Mastodons scored 100 points: 102, vs. South Dakota, 1/30/19
Mastodons scored less than 20 points/half: 14 (1st), at UIC, 12/7/19
Mastodons scored less than 30 points/half: 22 (1st), at Green Bay, 1/22/21
Mastodons scored less than 50 points/game: 49, vs UIC, 12/7/19

FIELD GOAL SHOOTING

Mastodons shot 60 percent/half: 66.7% (1st), at Milwaukee, 1/16/21
Mastodons shot 70 percent/half: 75.0%, (2nd), at UNLV, 11/5/19
Mastodons shot 60 percent/game: 62.8%, at Milwaukee, 1/16/21
Mastodons shot under 20 percent/half: 19.2%, at UIC, 12/7/19
Mastodons shot under 30 percent/half: 28.6% (1st), vs. North Dakota, 3/9/20
Mastodons shot under 30 percent/game: 28.1%, at North Dakota State, 2/6/16
Mastodons shot under 40 percent/game: 33.3%, vs. Southeastern Louisiana, 11/25/20
Mastodons shot under 40 percent/game and won: 35.7%, vs. Denver, 2/26/20

3-POINTERS

Made exactly 5 3-pointers: Deonte Billups, vs. UIC, 1/9/21
Made exactly 6 3-pointers: Matt Holba, vs. South Dakota State, 3/7/20
Made exactly 7 3-pointers: Marcus DeBerry, vs. North Dakota, 1/31/20
Made exactly 8 3-pointers: Ben Botts, at Centenary, 12/30/10
Made exactly 9 3-pointers: Max Landis, at Omaha, 1/16/16
Made 10 or more 3-pointers: Max Landis (11), at South Dakota, 2/4/16
Mastodons made 15 3-pointers: 16, vs. Stetson, 11/16/19
Mastodons did not make a 3-pointer: vs. Miami (OH), 12/21/03 (0-9)
Mastodons did not make 5 3-pointers: at Green Bay, 1/22/21 (4-18)
Mastodons attempted 30 3-pointers: 30, vs Omaha, 2/20/20
Mastodons shot 60 percent 3FG (min. 10 att.): 70.6% (12-of-17), at Milwaukee, 1/16/21

FREE THROWS

Made 10 of 10 or better: Bryson Scott, (10-10), vs. Detroit Mercy, 11/28/17
Made 14 of 14 or better: Frank Gaines, (14-14), vs. Omaha, 1/5/13
Made 10 FTs: Jarred Godfrey (11-of-12), vs. UIC, 1/8/21
Made 15 FTs: Bryson Scott (15-of-16), vs. NDSU, 1/20/18
Mastodons shot 85 percent (min. 10 atts): 88.2% (15-17), vs. UIC, 1/9/21
Mastodons shot 90 percent (min. 10 atts): 92.9% (13-14), vs. South Dakota St., 1/11/20
Mastodons made 30 FTs: (32-37), vs. Olivet, 12/28/17
Mastodons shot under 50 percent: 48.1% (13-27), vs. Judson, 12/10/19
Mastodons made less than five FTs: 3 (3-7), at IUPUI, 12/14/19
Mastodons attempted 40 free throws: (24-40), at Arkansas, 11/11/16
Mastodons attempted 50 free throws: (32-57), vs. UTPA, 11/16/12
Mastodons attempted less than five FTs: 4, at Utah, 12/5/15

REBOUNDING

Had 10 rebounds: Deonte Billups (10) & Jarred Godfrey (10), at Milwaukee, 1/15/21
Had 15 rebounds: John Konchar (15), vs. North Dakota State, 3/2/19
Had 20 rebounds: Matt Shepherd (21), vs. Metropolitan U-Puerto Rico, 12/23/00
Had 10 rebounds in two consecutive games: John Konchar (10 vs. Siena Heights, 12/20/18, at North Dakota, 12/29/18)
Had 10 rebounds in three consecutive games: John Konchar (10 vs. IUPUI, 12/18/18, 10 vs. Siena Heights, 12/20/18, 13 at North Dakota, 12/29/18)
Had 10 rebounds in four consecutive games: John Konchar (11 at Eastern Illinois, 11/28/18; 12 vs. UMKC, 12/1/18; 11 vs. Akron, 12/5/18; 14 at Miami (OH), 12/8/18)
Had 10 rebounds in five consecutive games: John Konchar (13 at South Dakota, 1/14/16; 12 at Omaha, 1/16/16; 19 vs. North Dakota State, 1/21/16; 12 vs. IUPUI, 1/23/16; 14 at Oral Roberts, 1/28/16)

DOUBLE-DOUBLES

Last Player: Jarred Godfrey (23p, 10r), at Milwaukee, 1/15/21
Had double-double in two consecutive games: John Konchar (17p, 15r) vs. North Dakota State, 3/2/19 & John Konchar 18p, 10r, 10a) vs. South Dakota, 3/10/19
Had double-double in three consecutive games: John Konchar (30p, 10r) vs. IUPUI; 12/18/18, (30p, 10r) vs. Siena Heights; 12/20/18, (18p, 13p) at North Dakota, 12/29/18
Had double-double in four consecutive games: John Konchar (16p, 11r) at Eastern Illinois, 11/28/18, (17p, 12r) vs. UMKC, 12/01/18, (13p, 11r) vs. Akron, 12/5/18; (28p, 14r), at Miami (OH), 12/8/18)
Had double-double in five consecutive games: John Konchar (22p, 13r) at South Dakota State, 1/14/16; (27p, 12r), at Omaha, 1/16/16; (10p, 19r) vs. North Dakota State, 1/21/16; (14p, 12r) vs. IUPUI, 1/23/16; (16p, 14r) at Oral Roberts, 1/28/16

TRIPLE-DOUBLES

Last Player: John Konchar (18p, 10r, 10a) vs. South Dakota, 3/10/19

ASSISTS

Had 8 assists: John Konchar (10), vs. South Dakota, 3/10/19
Had 9 assists: John Konchar (10), vs. South Dakota, 3/10/19
Had 10 assists: John Konchar (10), vs. South Dakota, 3/10/19
Had 15 assists: Russ Marcinek (19), vs. IUPUI, 12/20/93
Had 10 assists in exactly two consecutive games: Mo Evans (11), at Austin Peay, 11/30/16 and (10), vs. Miami (OH), 12/3/16
Had 10 assists in three consecutive games: Mo Evans (10) vs. South Dakota, 2/8/17, (12), vs. Omaha, 2/11/17 and (11), vs. North Dakota State, 2/15/17
Mastodons had 20 assists: 21, at Milwaukee, 1/15/21
Mastodons had 25 assists: 27, vs. Siena Heights, 12/20/18
Mastodons had 30 assists: 35, vs. Olivet, 1/9/17
Mastodons had fewer than 10 assists: 7, at Green Bay, 1/22/21
Mastodons had 5 or fewer assists: 3, at Valparaiso, 12/18/10

BLOCKS

Blocked 5 shots: John Konchar (5), vs. Western Illinois, 2/14/18
Blocked 6 shots: Brent Calhoun (6), at Omaha, 1/7/17
Blocked 7 shots: Deilvez Yearby (7), vs. SIUE, 2/23/10
Blocked 8 shots: Deilvez Yearby (9), vs. UMKC, 1/16/10
Blocked 9 shots: Deilvez Yearby (9), vs. UMKC, 1/16/10
Mastodons blocked 10 shots: 11, vs. SIUE, 2/23/10
Mastodons blocked 0 shots: vs. Cleveland State, 12/20/20

STEALS

Had exactly 5 steals: DeMirre Black, (5), at South Dakota State, 2/16/20
Had exactly 6 steals: Bryson Scott (6), vs. Concordia (Mich.), 12/30/17
Had exactly 7 steals: John Konchar (7), at Denver, 1/6/17
Had exactly 8 steals: Randy Spicer (8), vs. Northern Kentucky, 1/9/99
Mastodons had 15 steals: 15, vs. Oral Roberts, 1/10/19
Mastodons had 20 steals: 23, vs. Grace College, 12/13/97

TURNOVERS

Mastodons committed 20-24: 22, at Green Bay, 1/22/21
Mastodons committed 25-29: 27 vs. Cleveland State, 12/19/20
Mastodons committed 30 or more: 31, vs. Southeastern Louisiana, 11/25/20
Mastodons committed 5 or less: 3, vs. Siena Heights, 12/20/18
Mastodons committed between 6-10: 10, vs. Robert Morris, 12/26/20

ROSTER BREAKDOWN

By Class

Seniors	4
Juniors	4
Sophomores	3
Freshmen	3

By Position

Guards	9
Forwards	5

By Height

Dylan Carl	6-11
Ra Kpedi	6-9
Cameron Benford	6-8
Johnathan DeJurnett	6-8
Bobby Planutis	6-8
Bryce Waterman	6-6
Demetric Horton	6-5
Jarred Godfrey	6-5
Jalon Pipkins	6-4
Deonte Billups	6-4
Jarvis Walker	6-2
Matt Havey	6-1
Justice Prentice	6-1
DeMierre Black	6-0

By Weight

Justice Prentice	175
Jarred Godfrey	185
Matt Havey	185
Deonte Billups	185
DeMierre Black	185
Jalon Pipkins	195
Jarvis Walker	195
Bobby Planutis	200
Demetric Horton	200
Bryce Waterman	205
Johnathan DeJurnett	225
Ra Kpedi	245
Dylan Carl	240
Cameron Benford	250

By State/Province

Michigan	3
Georgia	2
Indiana	1
Washington	1
North Carolina	1
Texas	1
Illinois	1
Tennessee	1
Pennsylvania	1
New York	1
Ontario	1

PLAYER PRONUNCIATIONS

#0	Pluh - New - Tis
#3	Pedi (silent K)
#5	De - Jurn - Nae
#24	Deh - Mear

2020-21 PURDUE FORT WAYNE BASKETBALL ROSTER - NUMERICAL

#	Name	Pos.	Ht.	Wt.	Yr.	Hometown	High School / Previous School
0	Bobby Planutis	F	6-8	200	R-Jr.	Hazleton, Pa.	Hazleton/St. Bonaventure
1	Jarred Godfrey	G	6-5	185	Jr.	Atlanta, Ga.	Sandy Creek
2	Justice Prentice	G	6-1	175	Fr.	Toronto, Ontario	Orangeville Prep
3	Ra Kpedi	F	6-9	245	R-Jr.	Indianapolis, Ind.	Lawrence North / Vermont
4	Jarvis Walker	G	6-2	195	Fr.	Muskegon, Mich.	Muskegon
5	Johnathan DeJurnett	F	6-8	225	Fr.	Memphis, Tenn.	Lausanne Collegiate
10	Matt Havey	G	6-1	185	R-So.	Lansing, Mich.	Lansing Christian
11	Dylan Carl	F	6-11	240	R-Sr.	Alma, Mich.	Alma
15	Deonte Billups	G	6-4	200	So.	Moline, Ill.	Moline
22	Bryce Waterman	G	6-6	205	So.	Colonie, N.Y.	Virginia Episcopal / Pensacola State JC
24	DeMierre Black	G	6-0	185	Sr.	Marietta, Ga.	Hillgrove / Roane State
25	Demetric Horton	G	6-5	200	Jr.	Raleigh, N.C.	Garner / Independence CC
34	Cameron Benford	F	6-8	250	Sr.	Seattle, Wash.	Franklin / Hillcrest Academy
50	Jalon Pipkins	G	6-4	195	Sr.	Paris, Texas	Paris / Loyola Chicago

2020-21 PURDUE FORT WAYNE BASKETBALL ROSTER - ALPHABETICAL

#	Name	Pos.	Ht.	Wt.	Yr.	Hometown	High School / Previous School
34	Cameron Benford	F	6-8	250	Sr.	Seattle, Wash.	Franklin / Hillcrest Academy
15	Deonte Billups	G	6-4	200	So.	Moline, Ill.	Moline
24	DeMierre Black	G	6-0	185	Sr.	Marietta, Ga.	Hillgrove / Roane State
11	Dylan Carl	F	6-11	240	R-Sr.	Alma, Mich.	Alma
5	Johnathan DeJurnett	F	6-8	205	Fr.	Memphis, Tenn.	Lausanne Collegiate
1	Jarred Godfrey	G	6-5	185	Jr.	Atlanta, Ga.	Sandy Creek
10	Matt Havey	G	6-1	185	R-So.	Lansing, Mich.	Lansing Christian
25	Demetric Horton	G	6-5	200	Jr.	Raleigh, N.C.	Garner / Independence CC
3	Ra Kpedi	F	6-9	245	R-Jr.	Indianapolis, Ind.	Lawrence North / Vermont
50	Jalon Pipkins	G	6-4	195	Sr.	Paris, Texas	Paris / Loyola Chicago
0	Bobby Planutis	F	6-8	200	R-Jr.	Hazleton, Pa.	Hazleton/St. Bonaventure
2	Justice Prentice	G	6-1	175	Fr.	Toronto, Ontario	Orangeville Prep
4	Jarvis Walker	G	6-2	195	Fr.	Muskegon, Mich.	Muskegon
22	Bryce Waterman	G	6-6	205	So.	Colonie, N.Y.	Virginia Episcopal / Pensacola State JC

Head Coach: Jon Coffman

Assistant Coaches: Ryan Sims, Adam Blaylock, Mike Wolf

Video Coordinator: Jordan Counts

Director of Analytics: Josh Kelly

Assistant Athletic Trainer: Chase Taylor

Strength and Conditioning Coach: Kevin Rudolphi

QUICK FACTS

City / Zip	Fort Wayne, IN / 46805
Founded	1964
Undergraduate Enrollment	8,093
Nickname	Mastodons
Colors	Gold and Black
Affiliation	NCAA Division I
Conference	Horizon League
Chancellor	Ron Elsenbaumer
Athletic Director	Kelley Hartley Hutton

HISTORY

First Year of Basketball	1973-74
First Year of NCAA Division I	2001-02

HEAD COACH JON COFFMAN



PURDUE FORT WAYNE HEAD COACHES

	Career Record (Years)	Pct.
Andy Piazza	142-108 (8)	.568
Jon Coffman	116-94 (6+)	.552
Tony Jasick	52-47 (3)	.531
Gene Hany	12-12 (1)	.500
Tim Russell	67-72 (5)	.482
Dane Fife	82-97 (6)	.458
Jon Williams	32-49 (3)	.395
Gordon Stauffer	37-68 (3)	.352
Doug Noll	40-119 (6+)	.336
Joe Pechota	4-9 (0+)	.308
Ken Workman	15-61 (3)	.197
George Wehrmeister	5-21 (1)	.192

JON COFFMAN CAREER

2020-21	Purdue Fort Wayne	Head Coach
2019-20	Purdue Fort Wayne	Head Coach
2018-19	Purdue Fort Wayne	Head Coach
2017-18	Purdue Fort Wayne	Head Coach
2016-17	Purdue Fort Wayne	Head Coach
2015-16	Purdue Fort Wayne	Head Coach
2014-15	Purdue Fort Wayne	Head Coach
2013-14	Purdue Fort Wayne	Assistant Coach
2012-13	Purdue Fort Wayne	Assistant Coach
2011-12	Purdue Fort Wayne	Assistant Coach
2010-11	Colgate	Assistant Coach
2009-10	Colgate	Assistant Coach
2008-09	Stetson	Assistant Coach
2007-08	Stetson	Assistant Coach
2006-07	Stetson	Assistant Coach
2005-06	Stetson	Assistant Coach
2004-05	Stetson	Assistant Coach
2003-04	Stetson	Assistant Coach
2002-03	Stetson	Assistant Coach
2001-02	Stetson	Assistant Coach
2000-01	College of Charleston	Assistant Coach
1999-00	Emory and Henry	Assistant Coach
1998-99	Emory and Henry	Assistant Coach

As Head Coach (2014-present)

- Most victories in program history during the NCAA Division I era (2001-present)
- 2015-16 Summit League Coach of the Year
- Won the 2015-16 Summit League regular season title
- National Invitational Tournament berth in 2016, program's first
- CollegelInsider.com Tournament berths in 2015, 2017, 2018
- From 2015 to 2019, team ranked in the top 15 in 3-pointers per game each season
- Beat Indiana in back-to-back seasons in 2016 and 2017
- Win over No. 3 Indiana in 2016 matched the highest-ranked team a Summit League school has ever defeated
- Win over No. 3 Indiana in 2016 was the first win over an AP Top 25 team in program history
- Win over Indiana in 2017 had the largest margin of victory (20) and was the largest Summit League win against a Big Ten opponent since 1994
- In five seasons from 2013 to 2019, the Mastodons ranked in the top 35 in the country in points per game
- Only Division I team in Indiana from 2013-14 to 2017-18 to play in the postseason each of the five years
- Earned NCAA APR Public Recognition Awards in 2016 and 2017
- Recruited and coached John Konchar, who moved on to play with the Memphis Grizzlies
- John Konchar became the first student-athlete in NCAA Division I men's basketball history to record 2,000 points, 1,000 rebounds, 500 steals and 200 steals
- John Konchar became the first player in program history to be named All-League First Team each of his four seasons
- Since 1992-93, John Konchar is the only player in NCAA Division I with two seasons of 450 points, 200 rebounds, 150 assists and 60 steals
- John Konchar's program ranks: first in points (2,065), first in rebounds (1,150), second in assists (554), second in steals (272) and seventh in blocks (78). Assists and steals totals were DI era records
- Bryson Scott set the program record for single-season points (746)
- Bryson Scott was selected for the 2018 NABC Reese's® College All-Star Game
- Mo Evans finished his career as the program leader in 3-pointers with 266
- Mo Evans recorded 463 career assists, third in program history and most during the DI era
- 2017 senior class finished with most wins in program history (85)
- Max Landis named the Summit League Player of the Year and Associated Press All-American in 2016
- Max Landis made a single-season program record 125 3-pointers in 2015-16
- Max Landis set a program record with 44 points and 11 3-pointers at South Dakota on Feb. 4, 2016
- Five Mastodons selected in the G-League Draft (Bryson Scott (2018), Steve Forbes (2015), Luis Jacobo (2014), Deilvez Yearby (2014) and Frank Gaines (2013))
- Five of the program's top 10 scorers of all-time played under Coffman's tenure as a head coach or an assistant

As Mastodon Assistant Coach (2011-2014)

- Tied for second in the Summit League in 2013-14
- Earned program's first postseason berth, defeating Akron in the CIT in 2014
- 2013-14 squad finished 25-11 for program's first 20-win season in the Division I era
- 2013-14 team ended the season with the eighth-best field goal percentage in NCAA Division I
- Team ranked 16th in NCAA Division I in three-point field goal percentage in 2013-14
- 2013-14 team ranked 20th in the country in total three-point field goals

Bio

Coffman graduated from Washington & Lee University in 1996, earning a pair of bachelor's degrees in economics and geology. He was also a three-year starter for the Generals basketball team and captain of the 1995-96 squad. After graduation, Coffman worked in finance for two years in San Francisco, California before joining the coaching ranks in 1997. Coffman and his wife, Tracy, have a son, Thomas, and a daughter, Lucy. They reside in Fort Wayne. Tracy has coached softball collegiately for the past 16 years and is currently the head coach at Northwest Ohio.

RADIO / TV ROSTER




0 BOBBY PLANUTIS
6-8 | Forward | R-Jr.
Hazleton, Pa.
St. Bonaventure




1 JARRED GODFREY
6-5 | Guard | Jr.
Atlanta, Ga.
Sandy Creek HS



2 JUSTICE PRENTICE
6-11 | Guard | Fr.
Toronto, Ontario
Orangeville Prep



3 RA KPEDI
6-9 | Guard | R-Jr.
Indianapolis, IN.
Vermont



4 JARVIS WALKER
6-2 | Guard | Fr.
Muskegon, Mich.
Muskegon HS



5 JOHNATHAN DEJURNETT
6-8 | Forward | Fr.
Memphis, Tenn.
Lausanne Collegiate HS



10 MATT HAVEY
6-1 | Guard | R-So.
Lansing, Mich.
Lansing Christian HS



11 DYLAN CARL
6-11 | Forward | R-Sr.
Alma, Mich.
Alma HS



15 DEONTE BILLUPS
6-4 | Guard | So.
Moline, Ill.
Moline HS




22 BRYCE WATERMAN
6-6 | Guard | So.
Colonie, N.Y.
Pensacola State JC




24 DEMIERRE BLACK
6-0 | Guard | Sr.
Marietta, Ga.
Roane State



25 DEMETRIC HORTON
6-5 | Guard | Jr.
Raleigh, N.C.
Independence CC



34 CAMERON BENFORD
6-8 | Forward | Sr.
Seattle, Wash.
Hillcrest Academy



50 JALON PIPKINS
6-4 | Guard | Sr.
Paris, Texas.
Loyola Chicago




JON COFFMAN
Head Coach
Seventh Season as Head Coach



RYAN SIMS
Assistant Coach
Eleventh Season




ADAM BLAYLOCK
Assistant Coach
Third Season



MIKE WOLF
Assistant Coach
Second Season



JORDAN COUNTS
Video Coordinator
First Season



JOSH KELLY
Director of Analytics
First Season



0

BOBBY
PLANUTIS

Redshirt Junior | 6-8 | 200
Hazleton, Pa.
Hazleton | St. Bonaventure

FORWARD

SEASON HIGH	CATEGORY	CAREER HIGH
37, vs. UIC, 1/8/21	Minutes	37, vs. UIC, 1/8/21
15, at Milwaukee, 1/16/21	Points	15, at Milwaukee, 1/16/21
5, vs. Cleveland St., 12/20/20	Rebounds	10, vs. Ohio, 11/5/19
4, vs. Cleveland St., 12/20/20	Assists	5, vs. Hofstra, 12/7/19
2, vs. UIC, 1/8/21	Steals	3, vs. Vermont, 11/8/19
2, twice	Blocks	4, vs. Fairleigh Dickinson, 2/15/18
5, twice	FG Made	6, at George Washington, 1/5/020
10, vs. Cleveland St., 12/20/20	FG Attempts	11, vs. Vermont, 11/8/19
4, vs. Robert Morris, 12/27/20	3-PT Made	4, twice
7, vs. Robert Morris, 12/27/20	3-PT Attempts	7, vs. Robert Morris, 12/27/20
5, vs. Robert Morris, 12/26/20	FT Made	5, vs. Robert Morris, 12/26/20
6, vs. Robert Morris, 12/26/20	FT Attempts	6, twice

2020-21 GAME-BY-GAME

Opponent	Date	GS	MIN	Total		3-Pointers		Free throws		Rebounds				PF	A	T/O	BLK	STL	PTS	AVG
				FG-FGA	PCT	3FG-3FGA	PCT	FT-FTA	PCT	OFF	DEF	TOT	AVG							
Southeastern La.	11/25/2020	*	31:54	4-7	.571	2-5	.400	4-4	1.000	0	2	2	2.0	1	1	4	0	0	14	14.0
Cleveland St.	12/19/2020	*	31:31	3-7	.429	2-5	.400	4-4	1.000	0	4	4	3.0	1	2	1	0	0	12	13.0
Cleveland St.	12/20/2020	*	30:17	5-10	.500	1-3	.333	1-1	1.000	4	1	5	3.7	5	4	1	0	1	12	12.7
Robert Morris	12/26/2020	*	26:13	1-7	.143	1-4	.250	5-6	.833	3	1	4	3.8	4	0	0	1	0	8	11.5
Robert Morris	12/27/2020	*	31:40	4-8	.500	4-7	.571	1-2	.500	1	3	4	3.8	3	1	5	0	0	13	11.8
at Northern Ky.	01/01/2021	*	24:40	1-2	.500	0-1	.000	0-0	.000	0	4	4	3.8	2	1	1	0	1	2	10.2
at Northern Ky.	01/02/2021	*	17:59	4-8	.500	3-6	.500	2-2	1.000	0	2	2	3.6	0	0	4	0	0	13	10.6
UIC	01/08/2021	*	36:11	1-2	.500	0-1	.000	2-2	1.000	0	1	1	3.3	3	2	1	2	2	4	9.8
UIC	01/09/2021	*	24:06	5-6	.833	2-3	.667	0-0	.000	1	2	3	3.2	1	0	1	0	0	12	10.0
at Milwaukee	01/15/2021	*	28:00	3-6	.500	2-5	.400	0-0	.000	0	3	3	3.2	1	1	2	0	0	8	9.8
at Milwaukee	01/16/2021	*	29:02	4-6	.667	3-5	.600	4-7	.571	0	3	3	3.2	3	3	0	0	0	15	10.3
at Green Bay	01/22/2021	*	26:13	3-6	.500	2-4	.500	0-0	.000	0	0	0	2.9	2	0	1	2	1	8	10.1
at Green Bay	01/23/2021	*	24:19	1-3	.333	1-2	.500	4-4	1.000	0	3	3	2.9	2	0	3	0	2	7	9.8
Totals			13 362:06	39-78	.500	23-51	.451	27-32	.844	9	29	38	2.9	28	15	24	5	7	128	9.8

Player Averages

Games Played	Minutes/ game	Points/ game	FG Pct	3FG Pct	FT Pct	Rebounds/ game	Assists/ game	Turnovers/ game	Assist/Turnover ratio	Steals/ game	Blocks/ game
13	27.9	9.8	50.0	45.1	84.4	2.9	1.2	1.8	0.6	0.5	0.4

CAREER STATS (INCLUDES MOUNT ST. MARY'S & ST. BONAVENTURE)

				Field Goals		3-Point		F-Throws		Rebounds										Scoring	
SEASON	TEAM	GP-GS	MIN/AVG	FG-FGA	FG%	3FG-FGA	3FG%	FT-FTA	FT%	OFF	DEF	TOT	AVG	PF-FO	AST	TO	BLK	STL	PTS	AVG	
2017-18	MSM	32-25	759/23.7	55-116	.474	33-67	.493	36-40	.900	24	102	126	3.9	79-1	22	40	20	15	179	5.6	
2019-20	SBU	31-3	639/20.6	60-156	.385	17-69	.246	31-43	.721	44	87	131	4.2	78-1	28	40	6	25	168	5.4	
2020-21	Pur-FW	13-13	362/27.9	39-78	.500	23-51	.451	27-32	.844	9	29	38	2.9	28-1	15	24	5	7	128	9.8	
TOTAL FOR Pur-FW		13-13	362/27.9	39-78	.500	23-51	.451	27-32	.844	9	29	38	2.9	28-1	15	24	5	7	128	9.8	
TOTAL		76-41	1760/23.2	154-350	.440	73-187	.390	94-115	.817	77	218	295	3.9	185-3	65	104	31	47	475	6.3	



1

JARRED GODFREY

Junior | 6-5 | 185
 Atlanta, Ga.
 Sandy Creek

GUARD

SEASON HIGH	CATEGORY	CAREER HIGH
39, vs. UIC, 1/8/21	Minutes	39, twice
41, vs. UIC, 1/8/21	Points	41, vs. UIC, 1/8/21
10, twice	Rebounds	13, at Western Illinois, 1/8/20
7, twice	Assists	7, four times
5, vs. Robert Morris, 12/27/20	Steals	5, vs. Robert Morris, 12/27/20
1, three times	Blocks	2, twice
13, vs. UIC, 1/8/21	FG Made	13, vs. UIC, 1/8/21
24, vs. UIC, 1/8/21	FG Attempts	24, vs. UIC, 1/8/21
5, vs. Cleveland St., 12/20/20	3-PT Made	5, vs. Cleveland St., 12/20/20
9, vs. Cleveland St., 12/20/20	3-PT Attempts	11, at IUPUI, 12/14/19
11, vs. UIC, 1/8/21	FT Made	11, vs. UIC, 1/8/21
12, vs. UIC, 1/8/21	FT Attempts	12, vs. UIC, 1/8/21

2020-21 GAME-BY-GAME

Opponent	Date	GS	MIN	Total		3-Pointers		Free throws		Rebounds				PF	A	T/O	BLK	STL	PTS	AVG
				FG-FGA	PCT	3FG-3FGA	PCT	FT-FTA	PCT	OFF	DEF	TOT	AVG							
Southeastern La.	11/25/2020	*	07:05	0-1	.000	0-1	.000	0-0	.000	0	0	0	0.0	0	2	0	0	0	0	0.0
Cleveland St.	12/19/2020	*	35:50	5-13	.385	3-6	.500	8-9	.889	4	4	8	4.0	0	3	9	0	2	21	10.5
Cleveland St.	12/20/2020	*	33:57	7-13	.538	5-9	.556	4-4	1.000	0	1	1	3.0	2	1	1	0	2	23	14.7
Robert Morris	12/26/2020	*	32:51	8-12	.667	2-6	.333	4-4	1.000	0	3	3	3.0	2	2	3	1	2	22	16.5
Robert Morris	12/27/2020	*	33:33	9-11	.818	4-5	.800	5-6	.833	0	10	10	4.4	0	5	3	0	5	27	18.6
at Northern Ky.	01/01/2021	*	22:50	2-7	.286	0-2	.000	0-0	.000	0	2	2	4.0	4	1	5	0	2	4	16.2
at Northern Ky.	01/02/2021	*	35:20	4-11	.364	0-6	.000	2-4	.500	0	6	6	4.3	2	3	4	1	2	10	15.3
UIC	01/08/2021	*	38:25	13-24	.542	4-6	.667	11-12	.917	1	8	9	4.9	2	4	3	1	0	41	18.5
UIC	01/09/2021	*	25:27	6-11	.545	2-4	.500	2-2	1.000	0	4	4	4.8	1	2	4	0	2	16	18.2
at Milwaukee	01/15/2021	*	32:47	7-14	.500	2-5	.400	7-8	.875	4	6	10	5.3	0	7	4	0	1	23	18.7
at Milwaukee	01/16/2021	*	35:46	7-12	.583	2-3	.667	2-2	1.000	0	6	6	5.4	2	7	8	0	2	18	18.6
at Green Bay	01/22/2021	*	30:14	3-9	.333	0-2	.000	0-0	.000	1	5	6	5.4	1	2	6	0	4	6	17.6
at Green Bay	01/23/2021	*	27:14	4-8	.500	2-3	.667	5-5	1.000	0	3	3	5.2	0	2	2	0	0	15	17.4
Totals		13	391:19	75-146	.514	26-58	.448	50-56	.893	10	58	68	5.2	16	41	52	3	24	226	17.4

Player Averages

Games Played	Minutes/ game	Points/ game	FG Pct	3FG Pct	FT Pct	Rebounds/ game	Assists/ game	Turnovers/ game	Assist/Turnover ratio	Steals/ game	Blocks/ game
13	30.1	17.4	51.4	44.8	89.3	5.2	3.2	4.0	0.8	1.8	0.2

CAREER AWARDS

- 2019-20 All-Summit League Honorable Mention
- Summit League Player of the Week (Dec. 2. 2019)
- Horizon League Player of the Week (Jan. 11, 2021)
- CollegeInsider.com National Player of the Week (Jan. 11, 2021)

CAREER STATS

				Field Goals		3-Point		F-Throws		Rebounds									Scoring	
SEASON	TEAM	GP-GS	MIN/AVG	FG-FGA	FG%	3FG-FGA	3FG%	FT-FTA	FT%	OFF	DEF	TOT	AVG	PF-FO	AST	TO	BLK	STL	PTS	AVG
2018-19	Pur-FW	33-3	519/15.7	82-164	.500	20-65	.308	39-55	.709	10	51	61	1.8	18-0	36	25	3	26	223	6.8
2019-20	Pur-FW	33-33	1130/34.2	187-431	.434	55-180	.306	85-123	.691	27	122	149	4.5	44-0	114	112	7	41	514	15.6
2020-21	Pur-FW	13-13	391/30.1	75-146	.514	26-58	.448	50-56	.893	10	58	68	5.2	16-0	41	52	3	24	226	17.4
TOTAL		79-49	2041/25.8	344-741	.464	101-303	.333	174-234	.744	47	231	278	3.5	78-0	191	189	13	91	963	12.2



2

JUSTICE
PRENTICE

Freshman | 6-1 | 175
Toronto, Ontario
Orangeville Prep

GAURD

CATEGORY	SEASON/CAREER HIGH
Minutes	2, twice
Points	-
Rebounds	-
Assists	-
Steals	-
Blocks	-
FG Made	-
FG Attempts	1, at Green Bay, 1/22/21
3-PT Made	-
3-PT Attempts	-
FT Made	-
FT Attempts	-

2020-21 GAME-BY-GAME

Opponent	Date	GS	MIN	Total		3-Pointers		Free throws		Rebounds										
				FG-FGA	PCT	3FG-3FGA	PCT	FT-FTA	PCT	OFF	DEF	TOT	AVG	PF	A	T/O	BLK	STL	PTS	AVG
UIC	01/09/2021		01:45	0-0	.000	0-0	.000	0-0	.000	0	0	0	0.0	0	0	0	0	0	0	0.0
at Green Bay	01/22/2021		01:49	0-1	.000	0-0	.000	0-0	.000	0	0	0	0.0	1	0	0	0	0	0	0.0
Totals		0	03:34	0-1	.000	0-0	.000	0-0	.000	0	0	0	0.0	1	0	0	0	0	0	0.0

Player Averages

Games Played	Minutes/ game	Points/ game	FG Pct	3FG Pct	FT Pct	Rebounds/ game	Assists/ game	Turnovers/ game	Assist/Turnover ratio	Steals/ game	Blocks/ game
2	1.8	0.0	0.0	0.0	0.0	0.0	0.0	0.0	0.0	0.0	0.0

CAREER STATS

				Field Goals		3-Point		F-Throws		Rebounds				Scoring						
SEASON	TEAM	GP-GS	MIN/AVG	FG-FGA	FG%	3FG-FGA	3FG%	FT-FTA	FT%	OFF	DEF	TOT	AVG	PF-FO	AST	TO	BLK	STL	PTS	AVG
2020-21	Pur-FW	2-0	4/1.8	0-1	.000	0-0	.000	0-0	.000	0	0	0	0.0	1-0	0	0	0	0	0	0.0
TOTAL		2-0	4/1.8	0-1	.000	0-0	.000	0-0	.000	0	0	0	0.0	1-0	0	0	0	0	0	0.0



3

RA
KPEDI

Redshirt Junior | 6-9 | 245
Indianapolis, Ind.
Lawrence North | Vermont

FORWARD

SEASON HIGH	CATEGORY	CAREER HIGH
25, vs. SE Louisiana, 11/25/20	Minutes	25, vs. SE Louisiana, 11/25/20
9, vs. Robert Morris, 12/27/20	Points	16, vs. Lyndon State, 11/14/18
6, vs. SE Louisiana, 11/25/20	Rebounds	6, twice
1, vs. Cleveland St., 12/19/20	Assists	1, seven times
-	Steals	1, four times
1, twice	Blocks	2, at Hartford, 1/21/18
4, vs. Robert Morris, 12/27/20	FG Made	5, vs. Lyndon State, 11/14/18
6, vs. UIC, 1/9/21	FG Attempts	6, twice
-	3-PT Made	-
-	3-PT Attempts	-
3, at Green Bay, 1/23/21	FT Made	6, twice
5, vs. Robert Morris, 12/26/20	FT Attempts	10, vs. Lyndon State, 11/14/18

2020-21 GAME-BY-GAME


Opponent	Date	GS	MIN	Total		3-Pointers		Free throws		Rebounds				PF	A	T/O	BLK	STL	PTS	AVG
				FG-FGA	PCT	3FG-3FGA	PCT	FT-FTA	PCT	OFF	DEF	TOT	AVG							
Southeastern La.	11/25/2020		25:09	3-3	1.000	0-0	.000	1-2	.500	1	5	6	6.0	4	0	4	0	0	7	7.0
Cleveland St.	12/19/2020		10:24	0-1	.000	0-0	.000	0-0	.000	2	0	2	4.0	0	1	1	0	0	0	3.5
Cleveland St.	12/20/2020		12:04	0-0	.000	0-0	.000	1-3	.333	1	1	2	3.3	0	0	0	0	0	1	2.7
Robert Morris	12/26/2020		14:08	2-3	.667	0-0	.000	2-5	.400	4	0	4	3.5	1	0	0	0	0	6	3.5
Robert Morris	12/27/2020		17:26	4-5	.800	0-0	.000	1-1	1.000	2	1	3	3.4	2	0	0	0	0	9	4.6
at Northern Ky.	01/01/2021		14:09	0-2	.000	0-0	.000	1-2	.500	2	0	2	3.2	0	0	2	0	0	1	4.0
at Northern Ky.	01/02/2021		12:51	1-1	1.000	0-0	.000	0-0	.000	1	1	2	3.0	2	0	0	0	2	2	3.7
UIC	01/08/2021		05:23	0-1	.000	0-0	.000	0-0	.000	0	1	1	2.8	1	0	0	0	0	0	3.3
UIC	01/09/2021		12:32	3-6	.500	0-0	.000	2-3	.667	2	3	5	3.0	1	0	0	0	0	8	3.8
at Milwaukee	01/15/2021		08:41	0-1	.000	0-0	.000	0-0	.000	0	1	1	2.8	3	0	0	0	1	0	3.4
at Milwaukee	01/16/2021		04:57	0-0	.000	0-0	.000	2-4	.500	0	0	0	2.5	2	0	2	0	0	2	3.3
at Green Bay	01/22/2021		05:07	1-2	.500	0-0	.000	0-1	.000	2	0	2	2.5	3	0	1	1	0	2	3.2
at Green Bay	01/23/2021		08:31	1-1	1.000	0-0	.000	3-4	.750	3	0	3	2.5	0	0	0	1	0	5	3.3
Totals		0	151:22	15-26	.577	0-0	.000	13-25	.520	20	13	33	2.5	19	1	10	2	3	43	3.3

Player Averages

Games Played	Minutes/game	Points/game	FG Pct	3FG Pct	FT Pct	Rebounds/game	Assists/game	Turnovers/game	Assist/Turnover ratio	Steals/game	Blocks/game
13	11.6	3.3	57.7	0.0	52.0	2.5	0.1	0.8	0.1	0.2	0.2

CAREER STATS (INCLUDES VERMONT)

				Field Goals		3-Point		F-Throws		Rebounds				Scoring						
SEASON	TEAM	GP-GS	MIN/AVG	FG-FGA	FG%	3FG-FGA	3FG%	FT-FTA	FT%	OFF	DEF	TOT	AVG	PF-FO	AST	TO	BLK	STL	PTS	AVG
2017-18	UVM	12-0	87/7.3	9-20	.450	0-0	.000	7-10	.700	8	14	22	1.8	10-0	1	7	3	1	25	2.1
2018-19	UVM	27-6	243/9.0	23-40	.575	0-0	.000	21-39	.538	18	23	41	1.5	29-1	5	11	3	3	67	2.5
2020-21	Pur-FW	13-0	151/11.6	15-26	.577	0-0	.000	13-25	.520	20	13	33	2.5	19-0	1	10	2	3	43	3.3
TOTAL FOR Pur-FW		13-0	151/11.6	15-26	.577	0-0	.000	13-25	.520	20	13	33	2.5	19-0	1	10	2	3	43	3.3
TOTAL		52-6	481/9.2	47-86	.547	0-0	.000	41-74	.554	46	50	96	1.8	58-1	7	28	8	7	135	2.6



4

JARVIS

WALKER

Freshman | 6-2 | 195

Muskegon, Mich.

Muskegon

GAURD

CATEGORY	SEASON/CAREER HIGH
Minutes	22, vs. SE Louisiana, 11/25/20
Points	10, at Green Bay, 1/22/21
Rebounds	4, vs. Cleveland St., 12/19/20
Assists	2, four times
Steals	1, twice
Blocks	1, at Northern Ky., 1/1/2021
FG Made	4, vs. UIC, 1/8/21
FG Attempts	7, at Green Bay, 1/22/21
3-PT Made	1, twice
3-PT Attempts	2, at Green Bay, 1/23/21
FT Made	6, vs. Cleveland St., 12/20/20
FT Attempts	7, vs. Cleveland St., 12/20/20

2020-21 GAME-BY-GAME

Opponent	Date	GS	MIN	Total		3-Pointers		Free throws		Rebounds											
				FG-FGA	PCT	3FG-3FGA	PCT	FT-FTA	PCT	OFF	DEF	TOT	AVG	PF	A	T/O	BLK	STL	PTS	AVG	
Southeastern La.	11/25/2020		21:25	0-0	.000	0-0	.000	2-2	1.000	0	1	1	1.0	3	0	3	0	1	2	2.0	
Cleveland St.	12/19/2020		12:53	3-4	.750	1-1	1.000	0-0	.000	0	4	4	2.5	1	2	3	0	0	7	4.5	
Cleveland St.	12/20/2020		20:30	1-3	.333	0-1	.000	6-7	.857	0	3	3	2.7	5	2	1	0	0	8	5.7	
Robert Morris	12/26/2020		08:01	0-1	.000	0-0	.000	0-2	.000	0	0	0	2.0	1	0	0	0	0	0	4.3	
Robert Morris	12/27/2020		07:33	2-3	.667	0-0	.000	0-1	.000	0	0	0	1.6	0	0	0	0	0	4	4.2	
at Northern Ky.	01/01/2021		11:28	2-2	1.000	0-0	.000	1-2	.500	0	0	0	1.3	1	0	1	1	0	5	4.3	
at Northern Ky.	01/02/2021		09:42	2-4	.500	0-0	.000	0-1	.000	1	1	2	1.4	2	1	1	0	0	4	4.3	
UIC	01/08/2021		15:50	4-5	.800	1-1	1.000	0-0	.000	0	0	0	1.3	2	0	0	0	0	9	4.9	
UIC	01/09/2021		15:58	1-3	.333	0-0	.000	1-1	1.000	1	1	2	1.3	1	2	2	0	0	3	4.7	
at Milwaukee	01/15/2021		14:00	2-3	.667	0-1	.000	1-3	.333	0	3	3	1.5	1	0	3	0	0	5	4.7	
at Milwaukee	01/16/2021		18:53	2-3	.667	0-0	.000	2-2	1.000	0	1	1	1.5	2	1	1	0	0	6	4.8	
at Green Bay	01/22/2021		14:37	3-7	.429	0-1	.000	4-4	1.000	0	0	0	1.3	0	0	2	0	1	10	5.3	
at Green Bay	01/23/2021		19:47	0-3	.000	0-2	.000	0-0	.000	1	1	2	1.4	5	2	1	0	0	0	4.8	
Totals		0	190:38	22-41	.537	2-7	.286	17-25	.680	3	15	18	1.4	24	10	18	1	2	63	4.8	

Player Averages

Games Played	Minutes/ game	Points/ game	FG Pct	3FG Pct	FT Pct	Rebounds/ game	Assists/ game	Turnovers/ game	Assist/Turnover ratio	Steals/ game	Blocks/ game
13	14.7	4.8	53.7	28.6	68.0	1.4	0.8	1.4	0.6	0.2	0.1

CAREER STATS

				Field Goals		3-Point		F-Throws		Rebounds										Scoring	
SEASON	TEAM	GP-GS	MIN/AVG	FG-FGA	FG%	3FG-FGA	3FG%	FT-FTA	FT%	OFF	DEF	TOT	AVG	PF-FO	AST	TO	BLK	STL	PTS	AVG	
2020-21	Pur-FW	13-0	191/14.7	22-41	.537	2-7	.286	17-25	.680	3	15	18	1.4	24-2	10	18	1	2	63	4.8	
TOTAL		13-0	191/14.7	22-41	.537	2-7	.286	17-25	.680	3	15	18	1.4	24-2	10	18	1	2	63	4.8	



5

JOHNATHAN DEJURNETT

Freshman | 6-8 | 225
 Memphis, Tenn.
 Lausanne Collegiate

FORWARD

CATEGORY	SEASON/CAREER HIGH
Minutes	6, vs. SE Louisiana, 11/25/20
Points	4, vs. Robert Morris, 12/26/20
Rebounds	2, twice
Assists	-
Steals	1, vs. Robert Morris, 12/26/20
Blocks	1, vs. SE Louisiana, 11/25/20
FG Made	2, vs. Robert Morris, 12/27/20
FG Attempts	2, twice
3-PT Made	-
3-PT Attempts	-
FT Made	-
FT Attempts	2, vs. SE Louisiana, 11/25/20

2020-21 GAME-BY-GAME

Opponent	Date	GS	MIN	Total		3-Pointers		Free throws		Rebounds				PF	A	T/O	BLK	STL	PTS	AVG
				FG-FGA	PCT	3FG-3FGA	PCT	FT-FTA	PCT	OFF	DEF	TOT	AVG							
Southeastern La.	11/25/2020		05:19	0-1	.000	0-0	.000	0-2	.000	1	1	2	2.0	1	0	0	1	0	0	0.0
Robert Morris	12/26/2020		04:03	2-2	1.000	0-0	.000	0-0	.000	1	0	1	1.5	1	0	0	0	1	4	2.0
Robert Morris	12/27/2020		01:35	0-2	.000	0-0	.000	0-0	.000	2	0	2	1.7	0	0	0	0	0	0	1.3
at Northern Ky.	01/01/2021		01:51	0-0	.000	0-0	.000	0-0	.000	0	1	1	1.5	1	0	1	0	0	0	1.0
UIC	01/09/2021		03:48	1-1	1.000	0-0	.000	0-0	.000	0	0	0	1.2	0	0	0	0	0	2	1.2
at Green Bay	01/23/2021		04:03	1-1	1.000	0-0	.000	0-0	.000	0	0	0	1.0	0	0	0	0	0	2	1.3
Totals		0	20:39	4-7	.571	0-0	.000	0-2	.000	4	2	6	1.0	3	0	1	1	1	8	1.3

Player Averages

Games Played	Minutes/ game	Points/ game	FG Pct	3FG Pct	FT Pct	Rebounds/ game	Assists/ game	Turnovers/ game	Assist/Turnover ratio	Steals/ game	Blocks/ game
6	3.4	1.3	57.1	0.0	0.0	1.0	0.0	0.2	0.0	0.2	0.2

CAREER STATS

				Field Goals		3-Point		F-Throws		Rebounds				Scoring						
SEASON	TEAM	GP-GS	MIN/AVG	FG-FGA	FG%	3FG-FGA	3FG%	FT-FTA	FT%	OFF	DEF	TOT	AVG	PF-FO	AST	TO	BLK	STL	PTS	AVG
2020-21	Pur-FW	6-0	21/3.4	4-7	.571	0-0	.000	0-2	.000	4	2	6	1.0	3-0	0	1	1	1	8	1.3
TOTAL		6-0	21/3.4	4-7	.571	0-0	.000	0-2	.000	4	2	6	1.0	3-0	0	1	1	1	8	1.3



10

MATT
HAVEY

Redshirt Sophomore | 6-1 | 185
Lansing, Mich.
Lansing Christian

GAURD

SEASON HIGH	CATEGORY	CAREER HIGH
2, vs. UIC, 1/9/21	Minutes	3, vs. Judson, 12/10/19
-	Points	3, vs. Judson, 12/10/19
-	Rebounds	-
-	Assists	-
-	Steals	-
-	Blocks	-
-	FG Made	1, vs. Judson, 12/10/19
-	FG Attempts	4, vs. Judson, 12/10/19
-	3-PT Made	1, vs. Judson, 12/10/19
-	3-PT Attempts	3, vs. Judson, 12/10/19
-	FT Made	-
-	FT Attempts	2, vs. Judson, 12/10/19

2020-21 GAME-BY-GAME

Opponent	Date	GS	MIN	Total		3-Pointers		Free throws		Rebounds										
				FG-FGA	PCT	3FG-3FGA	PCT	FT-FTA	PCT	OFF	DEF	TOT	AVG	PF	A	T/O	BLK	STL	PTS	AVG
UIC	01/09/2021		01:29	0-0	.000	0-0	.000	0-0	.000	0	0	0	0.0	0	0	0	0	0	0	0.0
Totals		0	01:29	0-0	.000	0-0	.000	0-0	.000	0	0	0	0.0	0	0	0	0	0	0	0.0

Player Averages

Games Played	Minutes/ game	Points/ game	FG Pct	3FG Pct	FT Pct	Rebounds/ game	Assists/ game	Turnovers/ game	Assist/Turnover ratio	Steals/ game	Blocks/ game
1	1.5	0.0	0.0	0.0	0.0	0.0	0.0	0.0	0.0	0.0	0.0

CAREER STATS

				Field Goals		3-Point		F-Throws		Rebounds									Scoring		
SEASON	TEAM	GP-GS	MIN/AVG	FG-FGA	FG%	3FG-FGA	3FG%	FT-FTA	FT%	OFF	DEF	TOT	AVG	PF	FO	AST	TO	BLK	STL	PTS	AVG
2019-20	Pur-FW	6-0	9/1.6	1-5	.200	1-4	.250	0-2	.000	0	0	0	0.0	2-0	0	0	0	0	0	3	0.5
2020-21	Pur-FW	1-0	1/1.5	0-0	.000	0-0	.000	0-0	.000	0	0	0	0.0	0-0	0	0	0	0	0	0	0.0
TOTAL		7-0	11/1.5	1-5	.200	1-4	.250	0-2	.000	0	0	0	0.0	2-0	0	0	0	0	0	3	0.4



11

DYLAN CARL

Redshirt Senior | 6-11 | 240

Alma, Mich.

Alma

FORWARD

SEASON HIGH	CATEGORY	CAREER HIGH
27, vs. UIC, 1/11/21	Minutes	33, vs. South Carolina St., 11/20/18
12, three times	Points	19, at North Dakota, 1/15/19
7, vs. UIC, 1/9/21	Rebounds	12, at Iowa St., 12/22/19
4, twice	Assists	6, vs. South Dakota State, 1/3/19
2, three times	Steals	5, vs. Oral Roberts, 1/10/19
2, at Northern Ky., 1/2/21	Blocks	4, vs. Omaha, 3/11/19
6, twice	FG Made	8, at North Dakota, 1/15/19
7, vs. Robert Morris, 12/26/20	FG Attempts	11, three times
-	3-PT Made	4, at Indiana, 12/18/17
-	3-PT Attempts	6, at Dayton, 11/16/18
3, at Milwaukee, 1/16/21	FT Made	5, at Eastern Illinois, 11/28/18
8, at Milwaukee, 1/16/21	FT Attempts	10, at Eastern Illinois, 11/28/18

2020-21 GAME-BY-GAME

Opponent	Date	GS	MIN	Total		3-Pointers		Free throws		Rebounds				PF	A	T/O	BLK	STL	PTS	AVG
				FG-FGA	PCT	3FG-3FGA	PCT	FT-FTA	PCT	OFF	DEF	TOT	AVG							
Southeastern La.	11/25/2020	*	06:18	0-0	.000	0-0	.000	0-0	.000	0	1	1	1.0	4	1	0	0	0	0	0.0
Cleveland St.	12/19/2020		14:04	3-3	1.000	0-0	.000	0-0	.000	1	2	3	2.0	1	0	2	0	0	6	3.0
Cleveland St.	12/20/2020	*	18:17	1-1	1.000	0-0	.000	1-4	.250	0	2	2	2.0	1	0	1	0	0	3	3.0
Robert Morris	12/26/2020	*	19:48	6-7	.857	0-0	.000	0-0	.000	2	3	5	2.8	2	4	1	0	0	12	5.3
Robert Morris	12/27/2020	*	20:14	6-6	1.000	0-0	.000	0-1	.000	0	3	3	2.8	2	3	3	0	0	12	6.6
at Northern Ky.	01/01/2021	*	23:38	1-3	.333	0-0	.000	1-3	.333	1	1	2	2.7	4	4	0	0	2	3	6.0
at Northern Ky.	01/02/2021	*	23:42	3-4	.750	0-0	.000	1-4	.250	5	1	6	3.1	2	3	1	2	2	7	6.1
UIC	01/08/2021	*	26:11	3-3	1.000	0-0	.000	0-3	.000	1	5	6	3.5	2	2	1	0	1	6	6.1
UIC	01/09/2021	*	19:50	1-3	.333	0-0	.000	2-3	.667	1	6	7	3.9	1	0	3	1	2	4	5.9
at Milwaukee	01/15/2021	*	15:58	5-5	1.000	0-0	.000	2-3	.667	0	3	3	3.8	4	4	3	1	0	12	6.5
at Milwaukee	01/16/2021	*	25:27	3-5	.600	1-1	1.000	3-8	.375	1	4	5	3.9	2	1	3	0	0	10	6.8
at Green Bay	01/22/2021	*	22:44	2-4	.500	0-0	.000	1-2	.500	3	2	5	4.0	1	0	5	1	0	5	6.7
at Green Bay	01/23/2021	*	17:52	3-6	.500	0-0	.000	2-3	.667	1	4	5	4.1	2	0	2	1	0	8	6.8
Totals		12	254:04	37-50	.740	1-1	1.000	13-34	.382	16	37	53	4.1	28	22	25	6	7	88	6.8

Player Averages

Games Played	Minutes/ game	Points/ game	FG Pct	3FG Pct	FT Pct	Rebounds/ game	Assists/ game	Turnovers/ game	Assist/Turnover ratio	Steals/ game	Blocks/ game
13	19.5	6.8	74.0	100.0	38.2	4.1	1.7	1.9	0.9	0.5	0.5

CAREER STATS

				Field Goals		3-Point		F-Throws		Rebounds									Scoring	
SEASON	TEAM	GP-GS	MIN/AVG	FG-FGA	FG%	3FG-FGA	3FG%	FT-FTA	FT%	OFF	DEF	TOT	AVG	PF-FO	AST	TO	BLK	STL	PTS	AVG
2017-18	Pur-FW	32-0	465/14.5	57-131	.435	14-39	.359	17-33	.515	33	60	93	2.9	55-0	20	27	27	6	145	4.5
2018-19	Pur-FW	33-33	827/25.1	95-188	.505	17-58	.293	20-34	.588	31	133	164	5.0	75-1	64	61	39	31	227	6.9
2019-20	Pur-FW	33-33	714/21.6	94-163	.577	6-24	.250	34-60	.567	52	109	161	4.9	67-2	49	43	27	25	228	6.9
2020-21	Pur-FW	13-12	254/19.5	37-50	.740	1-1	1.000	13-34	.382	16	37	53	4.1	28-0	22	25	6	7	88	6.8
TOTAL		111-78	2260/20.4	283-532	.532	38-122	.311	84-161	.522	132	339	471	4.2	225-3	155	156	99	69	688	6.2



15

DEONTE
BILLUPS

Sophomore | 6-4 | 200
Moline, Ill.
Moline

GAURD

SEASON HIGH	CATEGORY	CAREER HIGH
39, vs. UIC, 1/8/21	Minutes	36, twice
22, at Northern Ky, 1/1/2021	Points	22, at Northern Ky, 1/1/2021
11, vs. UIC, 1/8/21	Rebounds	11, twice
3, twice	Assists	5, vs. South Dakota, 1/1/20
3, at Milwaukee, 1/16/21	Steals	3, twice
1, twice	Blocks	1, seven times
8, at Northern Ky, 1/1/2021	FG Made	8, twice
12, vs. Robert Morris, 12/26/20	FG Attempts	13, twice
6, at Northern Ky, 1/1/2021	3-PT Made	6, at Northern Ky, 1/1/2021
8, at Northern Ky, 1/1/2021	3-PT Attempts	8, at Northern Ky, 1/1/2021
4, at Northern Ky, 1/2/2021	FT Made	7, vs. Western Illinois, 2/5/20
6, vs. Robert Morris, 12/26/20	FT Attempts	8, vs. Denver, 2/26/20

2020-21 GAME-BY-GAME

Opponent	Date	GS	MIN	Total		3-Pointers		Free throws		Rebounds				PF	A	T/O	BLK	STL	PTS	AVG
				FG-FGA	PCT	3FG-3FGA	PCT	FT-FTA	PCT	OFF	DEF	TOT	AVG							
Southeastern La.	11/25/2020	*	24:39	0-4	.000	0-4	.000	2-2	1.000	2	4	6	6.0	1	1	2	0	1	2	2.0
Cleveland St.	12/19/2020	*	25:06	1-5	.200	0-3	.000	0-0	.000	0	4	4	5.0	2	1	4	0	1	2	2.0
Cleveland St.	12/20/2020	*	23:19	2-5	.400	1-4	.250	0-0	.000	1	1	2	4.0	3	2	4	0	2	5	3.0
Robert Morris	12/26/2020	*	27:35	5-12	.417	1-4	.250	3-6	.500	1	3	4	4.0	1	2	1	1	0	14	5.8
Robert Morris	12/27/2020	*	25:15	1-3	.333	0-1	.000	1-2	.500	1	3	4	4.0	4	0	6	0	0	3	5.2
at Northern Ky.	01/01/2021	*	33:55	8-10	.800	6-8	.750	0-0	.000	2	1	3	3.8	3	0	2	0	0	22	8.0
at Northern Ky.	01/02/2021	*	21:52	1-2	.500	0-1	.000	4-5	.800	1	1	2	3.6	4	0	0	0	1	6	7.7
UIC	01/08/2021	*	38:06	6-11	.545	3-4	.750	0-0	.000	2	9	11	4.5	2	0	3	0	0	15	8.6
UIC	01/09/2021	*	25:56	5-8	.625	5-6	.833	0-0	.000	1	4	5	4.6	2	3	3	0	1	15	9.3
at Milwaukee	01/15/2021	*	32:25	3-8	.375	1-3	.333	1-3	.333	3	7	10	5.1	1	3	1	1	0	8	9.2
at Milwaukee	01/16/2021	*	13:57	3-4	.750	1-1	1.000	0-0	.000	0	1	1	4.7	1	0	2	0	3	7	9.0
at Green Bay	01/22/2021	*	26:00	3-7	.429	0-2	.000	0-1	.000	0	3	3	4.6	1	1	0	0	1	6	8.8
at Green Bay	01/23/2021	*	28:12	4-10	.400	0-4	.000	0-2	.000	1	4	5	4.6	2	1	1	0	1	8	8.7
Totals		13	346:18	42-89	.472	18-45	.400	11-21	.524	15	45	60	4.6	27	14	29	2	11	113	8.7

Player Averages

Games Played	Minutes/ game	Points/ game	FG Pct	3FG Pct	FT Pct	Rebounds/ game	Assists/ game	Turnovers/ game	Assist/Turnover ratio	Steals/ game	Blocks/ game
13	26.6	8.7	47.2	40.0	52.4	4.6	1.1	2.2	0.5	0.8	0.2

CAREER STATS

				Field Goals		3-Point		F-Throws		Rebounds								Scoring		
SEASON	TEAM	GP-GS	MIN/AVG	FG-FGA	FG%	3FG-FGA	3FG%	FT-FTA	FT%	OFF	DEF	TOT	AVG	PF-FO	AST	TO	BLK	STL	PTS	AVG
2019-20	Pur-FW	33-18	881/26.7	101-250	.404	33-102	.324	54-82	.659	51	110	161	4.9	72-1	54	56	5	26	289	8.8
2020-21	Pur-FW	13-13	346/26.6	42-89	.472	18-45	.400	11-21	.524	15	45	60	4.6	27-0	14	29	2	11	113	8.7
TOTAL		46-31	1227/26.7	143-339	.422	51-147	.347	65-103	.631	66	155	221	4.8	99-1	68	85	7	37	402	8.7



22

BRYCE

WATERMAN

Sophomore | 6-6 | 205

Colonie, N.Y.

Virginia Episcopal | Pensacola State

GAURD

CATEGORY	SEASON/CAREER HIGH
Minutes	4, at Green Bay, 1/23/21
Points	3, at Green Bay, 1/23/21
Rebounds	-
Assists	-
Steals	-
Blocks	-
FG Made	1, at Green Bay, 1/23/21
FG Attempts	1, twice
3-PT Made	-
3-PT Attempts	1, vs. Cleveland St., 12/20/20
FT Made	-
FT Attempts	-

2020-21 GAME-BY-GAME

Opponent	Date	GS	MIN	Total		3-Pointers		Free throws		Rebounds				PF	A	T/O	BLK	STL	PTS	AVG
				FG-FGA	PCT	3FG-3FGA	PCT	FT-FTA	PCT	OFF	DEF	TOT	AVG							
Cleveland St.	12/20/2020		00:17	0-1	.000	0-1	.000	0-0	.000	0	0	0	0.0	0	0	0	0	0	0	0.0
UIC	01/09/2021		03:22	0-0	.000	0-0	.000	0-0	.000	0	0	0	0.0	0	0	0	0	0	0	0.0
at Green Bay	01/23/2021		03:34	1-1	1.000	1-1	1.000	0-0	.000	0	0	0	0.0	0	0	0	0	0	3	1.0
Totals		0	07:13	1-2	.500	1-2	.500	0-0	.000	0	0	0	0.0	0	0	0	0	0	3	1.0

Player Averages

Games Played	Minutes/ game	Points/ game	FG Pct	3FG Pct	FT Pct	Rebounds/ game	Assists/ game	Turnovers/ game	Assist/Turnover ratio	Steals/ game	Blocks/ game
3	2.4	1.0	50.0	50.0	0.0	0.0	0.0	0.0	0.0	0.0	0.0

CAREER STATS

				Field Goals		3-Point		F-Throws		Rebounds				Scoring						
SEASON	TEAM	GP-GS	MIN/AVG	FG-FGA	FG%	3FG-FGA	3FG%	FT-FTA	FT%	OFF	DEF	TOT	AVG	PF-FO	AST	TO	BLK	STL	PTS	AVG
2020-21	Pur-FW	3-0	7/2.4	1-2	.500	1-2	.500	0-0	.000	0	0	0	0.0	0-0	0	0	0	0	3	1.0
TOTAL		3-0	7/2.4	1-2	.500	1-2	.500	0-0	.000	0	0	0	0.0	0-0	0	0	0	0	3	1.0



24

**DEMIERRE
BLACK**

Senior | 6-0 | 185
 Marietta, Ga.
 Hillgrove | Roane State

GAURD

SEASON HIGH	CATEGORY	CAREER HIGH
34, vs. SE Louisiana, 11/25/20	Minutes	34, vs. SE Louisiana, 11/25/20
4, vs. Robert Morris, 12/26/20	Points	17, at IUPUI, 12/14/19
5, vs. SE Louisiana, 11/25/20	Rebounds	5, vs. SE Louisiana, 11/25/20
3, twice	Assists	5, twice
2, twice	Steals	5, at South Dakota State, 2/16/20
-	Blocks	1, three times
4, vs. SE Louisiana, 11/25/20	FG Made	7, at IUPUI, 12/14/19
5, vs. UIC, 1/9/21	FG Attempts	13, vs. South Dakota St., 1/11/20
1, vs. SE Louisiana, 11/25/20	3-PT Made	2, twice
1, three times	3-PT Attempts	5, twice
4, vs. SE Louisiana, 11/25/20	FT Made	5, at North Dakota, 1/15/19
5, vs. SE Louisiana, 11/25/20	FT Attempts	6, twice

2020-21 GAME-BY-GAME


Opponent	Date	GS	MIN	Total		3-Pointers		Free throws		Rebounds				PF	A	T/O	BLK	STL	PTS	AVG
				FG-FGA	PCT	3FG-3FGA	PCT	FT-FTA	PCT	OFF	DEF	TOT	AVG							
Southeastern La.	11/25/2020		33:46	4-4	1.000	1-1	1.000	4-5	.800	0	5	5	5.0	3	3	6	0	2	13	13.0
Robert Morris	12/26/2020		17:58	1-3	.333	0-0	.000	2-2	1.000	0	1	1	3.0	2	1	0	0	0	4	8.5
Robert Morris	12/27/2020		15:41	1-2	.500	0-0	.000	0-0	.000	0	2	2	2.7	0	3	1	0	0	2	6.3
at Northern Ky.	01/01/2021		08:57	1-2	.500	0-0	.000	0-0	.000	0	1	1	2.3	0	0	4	0	0	2	5.3
at Northern Ky.	01/02/2021		11:54	0-2	.000	0-0	.000	0-2	.000	1	1	2	2.2	0	1	0	1	2	0	4.2
UIC	01/08/2021		03:39	0-1	.000	0-0	.000	0-0	.000	0	1	1	2.0	1	0	0	0	0	0	3.5
UIC	01/09/2021		13:06	3-5	.600	1-1	1.000	2-2	1.000	0	0	0	1.7	1	2	1	0	1	9	4.3
at Milwaukee	01/15/2021		04:33	0-1	.000	0-0	.000	0-0	.000	0	0	0	1.5	0	0	0	0	0	0	3.8
at Milwaukee	01/16/2021		07:04	0-0	.000	0-0	.000	0-0	.000	0	0	0	1.3	0	0	1	0	1	0	3.3
at Green Bay	01/22/2021		10:05	1-3	.333	0-1	.000	0-0	.000	0	0	0	1.2	0	1	0	0	0	2	3.2
at Green Bay	01/23/2021		09:19	2-2	1.000	0-0	.000	3-3	1.000	0	1	1	1.2	2	0	1	0	0	7	3.5
Totals		0	136:02	13-25	.520	2-3	.667	11-14	.786	1	12	13	1.2	9	11	14	1	6	39	3.5

Player Averages

Games Played	Minutes/ game	Points/ game	FG Pct	3FG Pct	FT Pct	Rebounds/ game	Assists/ game	Turnovers/ game	Assist/Turnover ratio	Steals/ game	Blocks/ game
11	12.4	3.5	52.0	66.7	78.6	1.2	1.0	1.3	0.8	0.5	0.1

CAREER STATS

				Field Goals		3-Point		F-Throws		Rebounds									Scoring	
SEASON	TEAM	GP-GS	MIN/AVG	FG-FGA	FG%	3FG-FGA	3FG%	FT-FTA	FT%	OFF	DEF	TOT	AVG	PF-FO	AST	TO	BLK	STL	PTS	AVG
2019-20	Pur-FW	33-1	612/18.5	76-176	.432	9-40	.225	31-42	.738	18	41	59	1.8	52-0	57	60	5	36	192	5.8
2020-21	Pur-FW	11-0	136/12.4	13-25	.520	2-3	.667	11-14	.786	1	12	13	1.2	9-0	11	14	1	6	39	3.5
TOTAL		44-1	748/17.0	89-201	.443	11-43	.256	42-56	.750	19	53	72	1.6	61-0	68	74	6	42	231	5.3



25

**DEMETRIC
HORTON**

Junior | 6-5 | 200
 Raleigh, N.C.
 Garner | Independence CC

GAURD

CATEGORY	SEASON/CAREER HIGH
Minutes	30, twice
Points	16, at Northern Ky., 1/1/2021
Rebounds	6, twice
Assists	4, vs. SE Louisiana, 11/25/20
Steals	4, vs. Cleveland St., 12/19/20
Blocks	1, three times
FG Made	5, twice
FG Attempts	12, at Northern Ky., 1/1/2021
3-PT Made	4, vs. Cleveland St., 12/19/20
3-PT Attempts	9, twice
FT Made	3, at Northern Ky., 1/1/2021
FT Attempts	4, at Northern Ky., 1/1/2021

2020-21 GAME-BY-GAME

Opponent	Date	GS	MIN	Total		3-Pointers		Free throws		Rebounds				PF	A	T/O	BLK	STL	PTS	AVG
				FG-FGA	PCT	3FG-3FGA	PCT	FT-FTA	PCT	OFF	DEF	TOT	AVG							
Southeastern La.	11/25/2020		27:27	4-8	.500	2-5	.400	1-2	.500	0	2	2	2.0	1	4	4	0	0	11	11.0
Cleveland St.	12/19/2020		23:03	4-8	.500	3-6	.500	1-1	1.000	0	0	0	1.0	2	1	5	0	3	12	11.5
Cleveland St.	12/20/2020		27:50	4-11	.364	4-9	.444	0-0	.000	0	4	4	2.0	1	3	2	0	4	12	11.7
Robert Morris	12/26/2020		23:21	3-9	.333	2-7	.286	0-0	.000	0	2	2	2.0	1	2	3	1	1	8	10.8
Robert Morris	12/27/2020		17:54	5-7	.714	2-3	.667	0-0	.000	1	1	2	2.0	0	1	1	1	1	12	11.0
at Northern Ky.	01/01/2021		29:42	5-12	.417	3-9	.333	3-4	.750	0	1	1	1.8	3	3	3	1	3	16	11.8
at Northern Ky.	01/02/2021		29:05	3-8	.375	2-5	.400	2-2	1.000	0	4	4	2.1	1	2	2	0	1	10	11.6
UIC	01/08/2021		13:30	1-4	.250	0-3	.000	0-0	.000	0	3	3	2.3	2	0	0	0	1	2	10.4
UIC	01/09/2021		17:52	2-9	.222	1-4	.250	0-0	.000	2	3	5	2.6	1	3	2	0	1	5	9.8
at Milwaukee	01/15/2021		16:07	3-6	.500	1-3	.333	0-0	.000	1	3	4	2.7	2	1	1	0	1	7	9.5
at Milwaukee	01/16/2021		21:21	3-6	.500	1-3	.333	0-0	.000	0	6	6	3.0	1	2	2	0	1	7	9.3
at Green Bay	01/22/2021		19:50	3-6	.500	1-4	.250	0-0	.000	0	6	6	3.3	0	1	3	0	1	7	9.1
at Green Bay	01/23/2021		19:33	0-6	.000	0-3	.000	1-2	.500	0	2	2	3.2	2	1	0	0	1	1	8.5
Totals		0	286:34	40-100	.400	22-64	.344	8-11	.727	4	37	41	3.2	17	24	28	3	19	110	8.5

Player Averages

Games Played	Minutes/ game	Points/ game	FG Pct	3FG Pct	FT Pct	Rebounds/ game	Assists/ game	Turnovers/ game	Assist/Turnover ratio	Steals/ game	Blocks/ game
13	22.0	8.5	40.0	34.4	72.7	3.2	1.8	2.2	0.9	1.5	0.2

CAREER STATS

				Field Goals		3-Point		F-Throws		Rebounds				Scoring						
SEASON	TEAM	GP-GS	MIN/AVG	FG-FGA	FG%	3FG-FGA	3FG%	FT-FTA	FT%	OFF	DEF	TOT	AVG	PF-FO	AST	TO	BLK	STL	PTS	AVG
2020-21	Pur-FW	13-0	287/22.0	40-100	.400	22-64	.344	8-11	.727	4	37	41	3.2	17-0	24	28	3	19	110	8.5
TOTAL		13-0	287/22.0	40-100	.400	22-64	.344	8-11	.727	4	37	41	3.2	17-0	24	28	3	19	110	8.5



34

CAMERON BENFORD

Senior | 6-8 | 250

Seattle, Wash.

Franklin | Hillcrest Academy

FORWARD

SEASON HIGH	CATEGORY	CAREER HIGH
16, vs. Cleveland St., 12/19/20	Minutes	26, vs. Eastern Illinois, 12/04/20
2, vs. Cleveland St., 12/20/20	Points	11, vs. Manchester, 11/13/18
2, vs. SE Louisiana, 11/25/20	Rebounds	11, vs. Manchester, 11/7/19
2, at Milwaukee, 1/16/21	Assists	3, at Cleveland State, 11/25/18
1, three times	Steals	3, vs. Ohio Northern, 11/24/19
1, at Milwaukee, 1/16/21	Blocks	2, seven times
4, at Milwaukee, 1/15/21	FG Made	5, vs. Manchester, 11/13/18
5, at Milwaukee, 1/15/21	FG Attempts	6, four times
-	3-PT Made	1, vs. Ohio Northern, 11/24/19
-	3-PT Attempts	1, four times
1, at Milwaukee, 1/15/21	FT Made	2, seven times
1, at Milwaukee, 1/15/21	FT Attempts	4, at Ohio State, 11/11/18

2020-21 GAME-BY-GAME


Opponent	Date	GS	MIN	Total		3-Pointers		Free throws		Rebounds				PF	A	T/O	BLK	STL	PTS	AVG
				FG-FGA	PCT	3FG-3FGA	PCT	FT-FTA	PCT	OFF	DEF	TOT	AVG							
Southeastern La.	11/25/2020		08:14	0-2	.000	0-0	.000	0-0	.000	1	1	2	2.0	5	0	3	0	0	0	0.0
Cleveland St.	12/19/2020	*	15:26	0-0	.000	0-0	.000	0-0	.000	0	5	5	3.5	4	0	0	0	0	0	0.0
Cleveland St.	12/20/2020		06:53	1-1	1.000	0-0	.000	0-0	.000	1	2	3	3.3	1	0	0	0	0	2	0.7
at Northern Ky.	01/02/2021		03:27	0-1	.000	0-0	.000	0-0	.000	2	0	2	3.0	0	0	0	0	0	0	0.5
UIC	01/08/2021		13:05	0-0	.000	0-0	.000	0-0	.000	1	3	4	3.2	1	0	1	0	0	0	0.4
UIC	01/09/2021		03:50	0-1	.000	0-0	.000	0-0	.000	1	2	3	3.2	2	0	0	0	0	0	0.3
at Milwaukee	01/15/2021		15:21	4-5	.800	0-0	.000	1-1	1.000	2	0	2	3.0	3	2	1	0	0	9	1.6
at Milwaukee	01/16/2021		09:23	0-0	.000	0-0	.000	0-0	.000	0	1	1	2.8	1	1	0	1	1	0	1.4
at Green Bay	01/22/2021		12:09	1-2	.500	0-0	.000	0-0	.000	0	1	1	2.6	3	0	0	0	1	2	1.4
at Green Bay	01/23/2021		09:34	0-0	.000	0-0	.000	0-0	.000	0	0	0	2.3	2	0	2	0	1	0	1.3
Totals		1	97:22	6-12	.500	0-0	.000	1-1	1.000	8	15	23	2.3	22	3	7	1	3	13	1.3

Player Averages

Games Played	Minutes/game	Points/game	FG Pct	3FG Pct	FT Pct	Rebounds/game	Assists/game	Turnovers/game	Assist/Turnover ratio	Steals/game	Blocks/game
10	9.7	1.3	50.0	0.0	100.0	2.3	0.3	0.7	0.4	0.3	0.1

CAREER STATS

				Field Goals		3-Point		F-Throws		Rebounds									Scoring	
SEASON	TEAM	GP-GS	MIN/AVG	FG-FGA	FG%	3FG-FGA	3FG%	FT-FTA	FT%	OFF	DEF	TOT	AVG	PF-FO	AST	TO	BLK	STL	PTS	AVG
2017-18	Pur-FW	25-0	157/6.3	10-24	.417	0-0	.000	4-7	.571	20	30	50	2.0	43-1	5	9	3	4	24	1.0
2018-19	Pur-FW	33-0	385/11.7	29-68	.426	0-1	.000	10-23	.435	46	59	105	3.2	71-1	9	13	19	15	68	2.1
2019-20	Pur-FW	33-0	526/15.9	36-71	.507	1-3	.333	11-22	.500	65	73	138	4.2	97-5	13	25	16	22	84	2.5
2020-21	Pur-FW	10-1	97/9.7	6-12	.500	0-0	.000	1-1	1.000	8	15	23	2.3	22-1	3	7	1	3	13	1.3
TOTAL		101-1	1165/11.5	81-175	.463	1-4	.250	26-53	.491	139	177	316	3.1	233-8	30	54	39	44	189	1.9



50

JALON
PIPKINS

Senior | 6-4 | 195
Paris, Texas
Paris | Loyola Chicago

GUARD

SEASON HIGH	CATEGORY	CAREER HIGH
35, three times	Minutes	35, three times
19, vs. UIC, 1/8/21	Points	19, vs. UIC, 1/8/21
6, twice	Rebounds	6, twice
8, vs. Robert Morris, 12/27/20	Assists	8, vs. Robert Morris, 12/27/20
4, twice	Steals	4, twice
2, vs. UIC, 1/9/21	Blocks	1, three times
9, vs. UIC, 1/8/21	FG Made	9, vs. UIC, 1/8/21
18, vs. UIC, 1/8/21	FG Attempts	18, vs. UIC, 1/8/21
4, at Milwaukee, 1/16/21	3-PT Made	4, at Milwaukee, 1/16/21
5, vs. SE Louisiana, 11/25/20	3-PT Attempts	6, at Valparaiso, 12/30/19
6, vs. UIC, 1/8/21	FT Made	6, vs. UIC, 1/8/21
6, vs. UIC, 1/8/21	FT Attempts	6, twice

2020-21 GAME-BY-GAME

Opponent	Date	GS	MIN	Total		3-Pointers		Free throws		Rebounds				PF	A	T/O	BLK	STL	PTS	AVG
				FG-FGA	PCT	3FG-3FGA	PCT	FT-FTA	PCT	OFF	DEF	TOT	AVG							
Southeastern La.	11/25/2020	*	33:43	6-14	.429	2-5	.400	4-5	.800	0	5	5	5.0	4	1	4	0	3	18	18.0
Cleveland St.	12/19/2020	*	31:42	0-3	.000	0-2	.000	1-3	.333	0	1	1	3.0	2	3	1	0	0	1	9.5
Cleveland St.	12/20/2020	*	26:36	5-8	.625	1-2	.500	3-3	1.000	1	0	1	2.3	1	1	1	0	0	14	11.0
Robert Morris	12/26/2020	*	26:02	3-6	.500	0-1	.000	4-4	1.000	0	3	3	2.5	4	4	2	0	0	10	10.8
Robert Morris	12/27/2020	*	29:09	2-6	.333	1-1	1.000	0-0	.000	0	1	1	2.2	3	8	2	0	1	5	9.6
at Northern Ky.	01/01/2021	*	28:50	5-7	.714	0-1	.000	3-3	1.000	0	0	0	1.8	2	2	4	0	4	13	10.2
at Northern Ky.	01/02/2021	*	34:08	7-12	.583	0-0	.000	2-2	1.000	0	3	3	2.0	1	3	5	0	1	16	11.0
UIC	01/08/2021	*	34:40	9-18	.500	0-0	.000	1-2	.500	0	0	0	1.8	4	4	2	0	2	19	12.0
UIC	01/09/2021	*	30:59	4-10	.400	0-0	.000	6-6	1.000	0	2	2	1.8	2	3	1	2	4	14	12.2
at Milwaukee	01/15/2021	*	32:08	4-9	.444	1-3	.333	0-0	.000	0	6	6	2.2	2	3	5	1	0	9	11.9
at Milwaukee	01/16/2021	*	34:10	5-7	.714	4-4	1.000	2-2	1.000	0	6	6	2.5	3	3	2	1	0	16	12.3
at Green Bay	01/22/2021	*	31:12	5-11	.455	1-4	.250	0-0	.000	1	2	3	2.6	1	2	4	1	2	11	12.2
at Green Bay	01/23/2021	*	28:02	6-11	.545	1-2	.500	3-5	.600	2	1	3	2.6	2	4	1	0	0	16	12.5
Totals		13	401:21	61-122	.500	11-25	.440	29-35	.829	4	30	34	2.6	31	41	34	5	17	162	12.5

Player Averages

Games Played	Minutes/ game	Points/ game	FG Pct	3FG Pct	FT Pct	Rebounds/ game	Assists/ game	Turnovers/ game	Assist/Turnover ratio	Steals/ game	Blocks/ game
13	30.9	12.5	50.0	44.0	82.9	2.6	3.2	2.6	1.2	1.3	0.4

CAREER STATS (INCLUDES LOYOLA BUT NCAA REPORT IS MISSING 2017-18 CSUN STATS)

				Field Goals		3-Point		F-Throws		Rebounds									Scoring	
SEASON	TEAM	GP-GS	MIN/AVG	FG-FGA	FG%	3FG-FGA	3FG%	FT-FTA	FT%	OFF	DEF	TOT	AVG	PF-FO	AST	TO	BLK	STL	PTS	AVG
2019-20	Loyola	30-1	390/13.0	34-87	.391	12-41	.293	21-31	.677	5	19	24	0.8	15-0	12	17	1	10	101	3.4
2020-21	Pur-FW	13-13	401/30.9	61-122	.500	11-25	.440	29-35	.829	4	30	34	2.6	31-0	41	34	5	17	162	12.5
TOTAL FOR Pur-FW		13-13	401/30.9	61-122	.500	11-25	.440	29-35	.829	4	30	34	2.6	31-0	41	34	5	17	162	12.5
TOTAL		43-14	792/18.4	95-209	.455	23-66	.348	50-66	.758	9	49	58	1.3	46-0	53	51	6	27	263	6.1

LEAD / DEFICIT COMPARISON

	Largest Lead	Largest Deficit	Total Leading	Total Tied	Total Trailing	Final
SE LOUISIANA	12 (8:59, 1st)	3 (15:22, 1st)	40:43	2:18	1:59	W, 67-63 OT
CLEVELAND ST.	2 (13:41, 1st)	12 (14:35, 2nd)	:21	1:10	38:29	L, 63-61
CLEVELAND ST.	None	34 (17:23, 2nd)	:00	1:13	38:47	L, 89-80
ROBERT MORRIS	9 (17:03, 1st)	19 (3:10, 2nd)	11:00	1:03	27:57	L, 102, 88
ROBERT MORRIS	24 (13:12, 2nd)	4 (18:48, 1st)	35:47	2:06	2:07	W, 87-82
at Northern Ky.	14 (14:36, 1st)	9 (0:29, 2nd)	23:57	2:37	13:26	L, 75-68
at Northern Ky.	11 (16:32, 2nd)	4 (3:40, 2nd)	23:10	8:07	8:43	L, 70-68
UIC	11 (2:57, 2nd)	4 (14:20, 2nd)	35:29	4:35	4:56	W, 96-89 OT
UIC	33 (0:18, 2nd)	none	38:59	1:01	0:00	W, 88-55
at Milwaukee	11 (0:26, 2nd)	10 (12:07, 1st)	18:33	5:01	16:26	W, 81-72
at Milwaukee	17 (13:34, 2nd)	1 (15:08, 1st)	38:10	:29	1:21	W, 81-74
at Green Bay	4 (15:17, 1st)	23 (15:43, 2nd)	4:06	4:24	31:30	L, 77-59
at Green Bay	9 (14:21, 1st)	25 (4:23, 2nd)	6:45	:42	21:33	L, 87-72

WHY MASTODONS?

It all started about 10,000 years ago ...

That's when mastodons roamed the southern Great Lakes region of North America. These stocky versions of modern elephants reached heights of about ten feet at the shoulder, with tusks that curved upward that were six feet or more in length. Mastodons were browsers who fed mostly on leaves and twigs from small trees and shrubs.

One such mastodon found its final resting place about two miles south of Angola, Indiana, on land that would eventually become part of Orsie Routsong's farm. In the fall of 1968, Routsong decided to expand a small pond on his property. An excavator was hired and instructed to pile the excavated material around the edge of the pond. Several days after the excavation was finished a heavy rain storm pounded the piles of dirt.

The next day, a young neighbor boy of Routsong's discovered a large bone in one of the dirt piles. Routsong knew it was something out of the ordinary, so he called Jack Sunderman, chair of the IPFW Geology Department, to identify the bone, and to ask for advice on what to do with it. Sunderman says his first question was, "How big is the bone," with Routsong's answer being "pretty big, maybe 3 or 4 feet long."

When Sunderman got to the farm, he identified the bone as a leg bone of a mastodon. He told Routsong a skeleton like this would have scientific and instructional value if a large portion of it could be located. Routsong agreed, and also agreed to have the IPFW Geology Department do the excavation. Sunderman got two more faculty members, Geoffrey Matthews and Bernd Erdtmann, and several geology students to help in the project.

After all the mastodon bones were collected, cleaned, and preserved, Routsong agreed to have the adult mastodon skeleton placed on permanent display

at IPFW; the skull of a nearby baby mastodon is now on loan to Science Central.

In the spring of 1970, The Communicator (IPFW's student newspaper) began a drive to come up with a mascot for IPFW. Some of the suggested choices included the Boiler-Hoosiers, Warhawks, Marauders, Frontiersmen, Pioneers, Elfs, and Hobbits. Those names and others came from student suggestions. Steve Pettyjohn, who served as the student body president in 1968-69, wrote a letter to the editor about the school mascot. In his letter, Pettyjohn extolled the virtues of choosing the mastodon as IPFW's mascot: **"It sounds different, strange - that's exactly why. It's different and yes, even strange. For God's Sakes, let's have the courage to be a little different."**

In the meantime, former Indiana Congressman Mark Souder, who served as student body president in 1969-70, recalls being lobbied by the Geology Club to choose the mastodon.

According to Nusbaumer, "Souder appointed a committee in student government to select a name although he was lobbying hard for the mastodon." After some discussion on the subject, Souder says a vote was taken by the committee and the mastodon came out the winner. Souder finished his recollection with these thoughts: "History shows that the advocacy of the geology club was correct. The fast, decisive action of the elected student government—though it did not please everyone and was not a precedent that the University desired to see—has also been upheld by history as Purdue Fort Wayne regularly scores high in any list of unique university nicknames; **even in this era when everybody strives to be different. We did it decades ago.**"

YEAR-BY-YEAR RECORDS

Year	Record	Coach
NCAA Division III (Independent)		
1973-74	5-21	George Wehrmeister
1974-75	12-12	Gene Hany
1975-76	15-12	Gordon Stauffer
1976-77	8-19	Gordon Stauffer
1977-78	8-16	Gordon Stauffer
1978-79	6-21	Gordon Stauffer
1979-80	3-21	Ken Workman
1980-81	9-17	Ken Workman
1981-82	2-24	Ken Workman
NCAA Division II (Independent)		
1982-83	15-13	Tim Russell
1983-84	18-10	Tim Russell
NCAA Division II (Great Lakes Valley)		
1984-85	16-11, 7-7	Tim Russell
1985-86	10-18, 3-13	Tim Russell
1986-87	9-19, 3-13	Tim Russell
1987-88	15-13, 8-8	Andy Piazza
1988-89	21-7, 10-6	Andy Piazza
1989-90	20-8, 10-8	Andy Piazza
1990-91	16-12, 8-10	Andy Piazza
1991-92	21-7, 12-6	Andy Piazza
1992-93	23-6, 15-3	Andy Piazza
1993-94	8-19, 4-14	Andy Piazza
1994-95	10-17, 8-10	Andy Piazza
1995-96	9-20, 4-16	Andy Piazza
1996-97	12-15, 7-13	John Williams
1997-98	10-16, 2-16	John Williams
1998-99	10-17, 7-15	John Williams
1999-00	11-16, 8-12	Doug Noll
2000-01	7-23, 4-16	Doug Noll
NCAA Division I (Independent)		
2001-02	7-21	Doug Noll
2002-03	9-21	Doug Noll
2003-04	3-25	Doug Noll
2004-05	7-22	Doug Noll (3-13) & Joe Pechota (4-9)
2005-06	10-18	Dane Fife
2006-07	12-17	Dane Fife
NCAA Division I (The Summit League)		
2007-08	13-18, 9-9	Dane Fife
2008-09	13-17, 8-10	Dane Fife
2009-10	16-15, 9-9	Dane Fife
2010-11	18-12, 11-7	Dane Fife
2011-12	11-19, 5-13	Tony Jasick
2012-13	16-17, 7-9	Tony Jasick
2013-14	25-11, 10-4	Tony Jasick
2014-15	16-15, 9-7	Jon Coffman
2015-16	24-10, 12-4	Jon Coffman
2016-17	20-13, 8-8	Jon Coffman
2017-18	18-15, 7-7	Jon Coffman
2018-19	18-15, 9-7	Jon Coffman
2019-20	14-19, 6-10	Jon Coffman

1970 BALLOT

PRELIMINARY BALLOT
for team name

Pioneers	Mustangs
Beavers	Turtles
Mastodons	Chiefs
Frontiersmen	Elfs
Warhawks	Hobbits
	Boiler-Hoosiers
Other _____	

Number in order of preference; then cut out and drop in box in front of Cafeteria the week of December 14.



2020-21 Purdue Fort Wayne Men's Basketball Combined Team Statistics All games

Page 1/1
as of Jan 24, 2021

Game Records

Record	Overall	Home	Away	Neutral
ALL GAMES	6-7	4-3	2-4	0-0
CONFERENCE	5-7	3-3	2-4	0-0
NON-CONFERENCE	1-0	1-0	0-0	0-0

Score by Periods

Team	1st	2nd	OT	TOT
Purdue Fort Wayne	450	522	24	996
Opponents	447	538	13	998

Team Box Score

No.	Player				Total		3-Point		F-Throw		Rebounds													
		GP-GS	MIN	AVG	FG-FGA	FG%	3FG-FGA	3FG%	FT-FTA	FT%	OFF	DEF	TOT	AVG	PF	DQ	A	TO	BLK	STL	PTS	AVG		
1	GODFREY, Jarred	13-13	391:19	30.1	75-146	.514	26-58	.448	50-56	.893	10	58	68	5.2	16	0	41	52	3	24	226	17.4		
50	PIPKINS, Jalon	13-13	401:21	30.9	61-122	.500	11-25	.440	29-35	.829	4	30	34	2.6	31	0	41	34	5	17	162	12.5		
0	PLANUTIS, Bobby	13-13	362:06	27.9	39-78	.500	23-51	.451	27-32	.844	9	29	38	2.9	28	1	15	24	5	7	128	9.8		
15	BILLUPS, Deonte	13-13	346:18	26.6	42-89	.472	18-45	.400	11-21	.524	15	45	60	4.6	27	0	14	29	2	11	113	8.7		
25	HORTON, Demetric	13-0	286:34	22.0	40-100	.400	22-64	.344	8-11	.727	4	37	41	3.2	17	0	24	28	3	19	110	8.5		
11	CARL, Dylan	13-12	254:04	19.5	37-50	.740	1-1	1.000	13-34	.382	16	37	53	4.1	28	0	22	25	6	7	88	6.8		
4	WALKER, Jarvis	13-0	190:38	14.7	22-41	.537	2-7	.286	17-25	.680	3	15	18	1.4	24	2	10	18	1	2	63	4.8		
24	BLACK, Demierre	11-0	136:02	12.4	13-25	.520	2-3	.667	11-14	.786	1	12	13	1.2	9	0	11	14	1	6	39	3.5		
3	KPEDI, Ra	13-0	151:22	11.6	15-26	.577	0-0	.000	13-25	.520	20	13	33	2.5	19	0	1	10	2	3	43	3.3		
5	DEJURNETT, Johnathan	6-0	20:39	3.4	4-7	.571	0-0	.000	0-2	.000	4	2	6	1.0	3	0	0	1	1	1	8	1.3		
34	BENFORD, Cameron	10-1	97:22	9.7	6-12	.500	0-0	.000	1-1	1.000	8	15	23	2.3	22	1	3	7	1	3	13	1.3		
22	WATERMAN, Bryce	3-0	07:13	2.4	1-2	.500	1-2	.500	0-0	.000	0	0	0	0.0	0	0	0	0	0	0	3	1.0		
2	PRENTICE, Justice	2-0	03:34	1.8	0-1	.000	0-0	.000	0-0	.000	0	0	0	0.0	1	0	0	0	0	0	0	0.0		
10	HAVEY, Matt	1-0	01:29	1.5	0-0	.000	0-0	.000	0-0	.000	0	0	0	0.0	0	0	0	0	0	0	0	0.0		
Team											16	17	33					7						
Total		13	2650		355-699	.508	106-256	.414	180-256	.703	110	310	420	32.3	225	4	182	249	30	100	996	76.6		
Opponents		13	2650		368-803	.458	105-327	.321	157-215	.730	133	265	398	30.6	231	2	182	191	39	113	998	76.8		

Team Statistics

	PUR-FW	OPP
Scoring	996	998
Points per game	76.6	76.8
Scoring margin	-0.2	-
Field goals-att	355-699	368-803
Field goal pct	.508	.458
3 point fg-att	106-256	105-327
3-point FG pct	.414	.321
3-pt FG made per game	8.2	8.1
Free throws-att	180-256	157-215
Free throw pct	.703	.730
F-Throws made per game	13.8	12.1
Rebounds	420	398
Rebounds per game	32.3	30.6
Rebounding margin	+1.7	-
Assists	182	182
Assists per game	14.0	14.0
Turnovers	249	191
Turnovers per game	19.2	14.7
Turnover margin	-4.5	-
Assist/turnover ratio	0.7	1.0
Steals	100	113
Steals per game	7.7	8.7
Blocks	30	39
Blocks per game	2.3	3.0
Winning streak	0	-
Home win streak	3	-
Attendance	0	0
Home games-Avg/Game	7-0	6-0
Neutral site-Avg/Game	-	0-0

Team Results

Date	Opponent	Score	Att.
11/25/2020	Southeastern La.	Wot	67-63
12/19/2020	Cleveland St.	L	61-63
12/20/2020	Cleveland St.	L	80-89
12/26/2020	Robert Morris	L	88-102
12/27/2020	Robert Morris	W	87-82
01/01/2021	at Northern Ky.	L	68-75
01/02/2021	at Northern Ky.	L	68-70
01/08/2021	UIC	Wot	96-89
01/09/2021	UIC	W	88-55
01/15/2021	at Milwaukee	W	81-72
01/16/2021	at Milwaukee	W	81-74
01/22/2021	at Green Bay	L	59-77
01/23/2021	at Green Bay	L	72-87