


# MASTODON



# BASKETBALL

@MastodonMBB

#GoDons

## SCHEDULE/RESULTS

### OCTOBER

30 DEPAUW # (EXHIBITION) W, 90-64

### NOVEMBER (5-4)

6 at No. 20 UCLA PAC 12 L, 96-71  
**8 EARLHAM # W, 112-51**  
 11 at Ohio St. BTN L, 107-61  
**13 MANCHESTER CN81 W, 111-65**  
 16 at Dayton L, 91-80  
**20 SOUTH CAROLINA ST. CN81 W, 72-68**  
**23 SAMFORD CN81 L, 74-66**  
 25 at Cleveland St. ESPN+ W, 82-79  
 28 at Eastern Illinois ESPN+ W, 104-60

### DECEMBER (5-3)

**1 UMKC CN81 L, 90-73**  
**5 AKRON CN81 W, 68-65**  
 8 at Miami (OH) ESPN+ L, 85-79  
 15 at Austin Peay ESPN+ L, 95-68  
**18 IUPUI CN81 W, 87-77**  
**20 SIENA HEIGHTS CN81 W, 106-45**  
 29 at North Dakota • ESPN+ W, 84-73  
 30 at North Dakota St. • ESPN+W, 90-87 OT

### JANUARY (4-3)

**3 SOUTH DAKOTA ST. • CN81 W, 104-88**  
**10 ORAL ROBERTS • CN81 W, 94-69**  
 13 at South Dakota • ESPN3 L, 87-73  
 19 at Western Illinois • L, 87-58  
**24 OMAHA • # L, 85-79 OT**  
**26 DENVER • # W, 91-81**  
**30 SOUTH DAKOTA • # W, 102-71**

### FEBRUARY (3-3)

2 at Oral Roberts • W, 82-81  
**7 WESTERN ILLINOIS • CN81 W, 79-64**  
 14 at Denver • W, 94-81  
 16 at Omaha • L, 74-71  
 21 at South Dakota St. • L, 92-83  
**28 NORTH DAKOTA • # L, 88-82**

### MARCH (0-1)

**2 NORTH DAKOTA ST. • # CN81 L, 69-66**  
 10 vs. South Dakota (SL Quarterfinals) 9:30 PM

All Times Eastern # at Gates Center  
 • Summit League

## PURDUE FORT WAYNE REFERENCES

As a part of university changes beginning July 1, 2018, we respectfully ask to refer to any athletic-related subjects as "Purdue Fort Wayne" or the "Purdue Fort Wayne Mastodons." **PLEASE DO NOT IN ANY CONTEXT refer to any team as "IPFW" or "Indiana University - Purdue University Fort Wayne" as it no longer exists.** Please do not use "Lady 'Dons" when referring to women's teams or "VolleyDons" for volleyball teams.

Although we are officially the Mastodons, using 'Dons on second reference is also acceptable.



## PURDUE FORT WAYNE MASTODONS

17-14, 9-7 Summit

## SOUTH DAKOTA COYOTES

13-16, 7-9 Summit

**GAME NO. 32 PREMIER CENTER (12,000) MARCH 10, 2019 - 9:30 PM ET**

**Radio:** ESPN 1380 AM/100.9 FM  
**Talent:** Brett Rump  
**TV:** MidCo  
**Talent:** Jay Elsen, Brad Newitt  
**Online:** ESPN+

### KNOW YOUR FOE

South Dakota enters the tournament winning their last two games, a 75-65 decision over North Dakota State and a 78-63 win over North Dakota. Stanley Umude leads the team with 14.2 points per game. He is one of four Coyotes averaging double-digits.

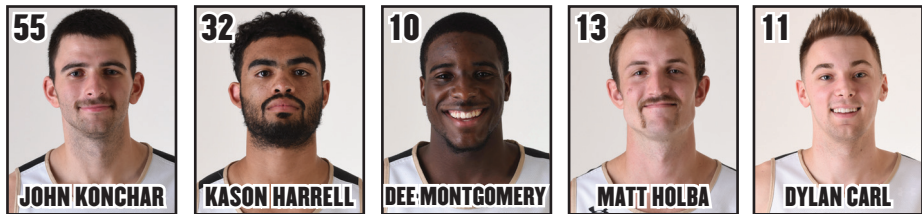
### THE SERIES

The overall series between the Mastodons and the Coyotes is tied 9-9. It includes two postseason games. The 'Dons defeated USD 86-70 in 2016 in the quarterfinals and fell in 2015 82-73 in the quarterfinals. The two clubs split the two meetings this year. USD erased a 10-point first half lead for Purdue Fort Wayne to win 87-73 on Jan. 13. On Jan. 30 the 'Dons led by as many as 43 points in a 102-71 win.

### LAST TIME OUT

The 'Dons fell 69-66 to North Dakota State on March 2. Vinnie Shahid made a 3-pointer with less than a second left to give NDSU the win. The 'Dons trailed by seven points with less than two minutes left and tied the game, before Shahid won it with his jumper.

### PROBABLE STARTERS SUBJECT TO CHANGE



NO.	NAME	YR.	POS.	HT.	HOMETOWN	PPG	RPG	APG	FG%	3FG%	FT%
55	John Konchar	R-Sr.	G	6-5	West Chicago, Ill.	19.7	8.5	5.3	.554	.376	.709
32	Kason Harrell	Sr.	G	6-2	Pittsburgh, Pa.	15.1	3.5	1.8	.495	.392	.675
10	Dee Montgomery Jr.	G	6-0	Horn Lake, Miss.	6.5	1.8	1.1	.402	.360	.568	
13	Matt Holba	R-Jr.	F	6-7	Noblesville, Ind.	11.8	4.0	1.3	.473	.429	.708
11	Dylan Carl	R-So.	F	6-11	Alma, Mich.	6.8	5.0	1.9	.500	.264	.625

### OFF THE BENCH

0	Ramion Burt Jr.	Jr.	F	6-8	Albany, N.Y.	-	-	-	-	-	-
1	Jarred Godfrey	Fr.	G	6-5	Atlanta, Ga.	6.8	1.8	1.1	.506	.317	.723
5	Tionne Rollins	Fr.	G	6-2	Tallahassee, Fla.	-	-	-	-	-	-
15	Matt Havey	Fr.	G	6-1	Lansing, Mich.	-	-	-	-	-	-
31	Josh Inkumsah	Fr.	F	6-7	Barrie, Ontario	0.6	1.8	0.6	.143	.000	.333
33	Matt Weir	So.	G	6-1	New Concord, Ohio	7.1	1.3	1.9	.515	.488	.885
34	Cameron Benford	So.	F	6-8	Seattle, Wash.	2.1	3.3	0.3	.424	.000	.526
35	Rylen Grundy	Fr.	F	6-5	South Bend, Ind.	0.9	1.0	0.4	.375	.000	.333
41	Marcus DeBerry	R-Jr.	G	6-5	Union City, Tenn.	6.7	3.0	1.1	.364	.331	.917
2	Brian Patrick	Jr.	G	6-5	Fort Lauderdale, Fla.	Will redshirt in 2018-19					

## STARTING LINEUPS

Game	G	G	G	F	F
DEPAUW (Exhibition)	Konchar	Harrell	DeBerry	Holba	Carl
at UCLA	Konchar	Harrell	DeBerry	Holba	Carl
EARLHAM	Konchar	Harrell	DeBerry	Holba	Carl
at Ohio State	Konchar	Harrell	DeBerry	Holba	Carl
MANCHESTER	Konchar	Harrell	DeBerry	Holba	Carl
at Dayton	Konchar	Harrell	DeBerry	Holba	Carl
S. CAROLINA ST.	Konchar	Harrell	DeBerry	Holba	Carl
SAMFORD	Konchar	Harrell	DeBerry	Holba	Carl
at Cleveland State	Konchar	Harrell	DeBerry	Holba	Carl
at Eastern Illinois	Konchar	Harrell	DeBerry	Holba	Carl
UMKC	Konchar	Harrell	DeBerry	Holba	Carl
AKRON	Konchar	Harrell	Godfrey	Holba	Carl
at Miami (OH)	Konchar	Harrell	Godfrey	Holba	Carl
at Austin Peay	Konchar	Harrell	Godfrey	Holba	Carl
IUPUI	Konchar	Harrell	Montgomery	Holba	Carl
SIENA HEIGHTS	Konchar	Harrell	Montgomery	Holba	Carl
at North Dakota	Konchar	Harrell	Montgomery	Holba	Carl
at North Dakota St.	Konchar	Harrell	Montgomery	Holba	Carl
SOUTH DAKOTA ST.	Konchar	Harrell	Montgomery	Holba	Carl
ORAL ROBERTS	Konchar	Harrell	Montgomery	Holba	Carl
at South Dakota	Konchar	Harrell	Montgomery	Holba	Carl
at Western Illinois	Konchar	Harrell	Montgomery	Holba	Carl
OMAHA	Konchar	Harrell	Montgomery	Holba	Carl
DENVER	Konchar	Harrell	Montgomery	Holba	Carl
SOUTH DAKOTA	Konchar	Harrell	Montgomery	Holba	Carl
at Oral Roberts	Konchar	Harrell	Montgomery	Holba	Carl
WESTERN ILLINOIS	Konchar	Harrell	Montgomery	Holba	Carl
at Denver	Konchar	Harrell	Montgomery	Holba	Carl
at Omaha	Konchar	Harrell	Montgomery	Holba	Carl
at South Dakota St.	Konchar	Harrell	Montgomery	Holba	Carl
NORTH DAKOTA	Konchar	Harrell	Montgomery	Holba	Carl
NORTH DAKOTA ST.	Konchar	Harrell	Montgomery	Holba	Carl
<b>BY GROUP</b>					
5-5	Konchar	Harrell	DeBerry	Holba	Carl
1-2	Konchar	Harrell	Godfrey	Holba	Carl
11-7	Konchar	Harrell	Montgomery	Holba	Carl

## PREVIOUS MEETINGS

Date	Opponent	Score	Location
* 12/03/2011	vs South Dakota	W 92-87	Fort Wayne, Ind.
* 02/23/2012	at South Dakota	L 84-93	Vermillion, S.D.
* 01/17/2013	vs South Dakota	W 62-60	Fort Wayne, Ind.
* 02/16/2013	at South Dakota	W 64-51	Vermillion, S.D.
* 01/18/2014	at South Dakota	L 61-75	Vermillion, S.D.
* 02/13/2014	vs South Dakota	W 75-69	Fort Wayne, Ind.
* 01/10/2015	vs South Dakota	L 62-64	Fort Wayne, Ind.
* 01/29/2015	at South Dakota	W 66-55	Vermillion, S.D.
# 03/08/2015	vs South Dakota	L 73-82	Sioux Falls, S.D.
* 01/06/2016	vs South Dakota	W 85-65	Fort Wayne, Ind.
* 02/04/2016	at South Dakota	W 95-82	Vermillion, S.D.
# 03/05/2016	vs South Dakota	W 86-70	Sioux Falls, S.D.
* 01/14/2017	at South Dakota	L 63-66	Vermillion, S.D.
* 02/08/2017	vs South Dakota	L 82-93	Fort Wayne, Ind.
* 01/11/2018	vs South Dakota	L 58-68	Fort Wayne, Ind.
* 02/08/2018	at South Dakota	L 69-86	Vermillion, S.D.
* 01/13/2019	at South Dakota	L 73-87	Vermillion, S.D.
* 01/30/2019	at South Dakota	W 102-71	Fort Wayne, Ind.

\* Summit League game

# Summit League Tournament game

### PURDUE FORT WAYNE MEDIA SERVICES

2101 E. Coliseum Blvd., Fort Wayne, IN 46805  
 Derrick Sloboda, Assistant AD (MBB Contact)  
 Office: 260-481-0729 / Cell: 708-567-7874  
 Email: derrick.sloboda@pfw.edu  
 www.GoMastodons.com

## NO. 3 IS FOR ME

This is the first time the 'Dons have been the No. 3 seed at the Summit League Tournament.

## JOHN KONCHAR IS THE FIRST

With his 10th point on Feb. 28th vs. North Dakota, John Konchar scored his 2000th career point. He became the first student-athlete in NCAA Division I men's basketball history to record 2,000 points, 1,000 rebounds, 500 assists and 200 steals.

## IT IS A MAJOR AWARD!

The Mastodons earned three year end honors. John Konchar was named to his fourth All-Summit League First Team. Kason Harrell picked up All-Summit League Honorable Mention accolades and Matt Holba was named to the All-Newcomer Team.

## 'DONS AND ENDS

- The Mastodons are 6-11 all-time in the Summit League Tournament.
- The best finish in program history was in 2014 when the 'Dons lost in the championship to North Dakota State.
- Purdue Fort Wayne's 142 blocks this season are the second most in a season in program history. The program record is the 145 the 'Dons recorded in 2009-10.
- John Konchar's 165 assists this year is sixth most for a season in program history. His 221 made field goals ranks fourth and 611 points is sixth.
- John Konchar has scored (221) or assisted (165) on 386 of Purdue Fort Wayne's 934 field goals this season (41.3 percent).
- Nine Mastodons have played in every game this season.
- John Konchar has scored in double-digits in every game this year.
- Of Summit League players making at least one 3-pointer per game, Matt Weir leads the league in 3-point field goal percentage at 48.8 percent (41-of-84). In league games only, he made 55.3 percent (21-of-38). Weir doesn't rank on the national NCAA boards because the minimum is 2.5 made 3-pointers per contest.
- The 'Dons have 12 games this season with 10 or fewer turnovers.
- The 'Dons have eight games with 20 or more assists this season. They had three all of last season.
- John Konchar is 41st in the nation in total rebounds (265) and 24th in total field goals (221). His 165 assists ranks 35th in the country.
- Over his first three seasons, John Konchar averaged 3.3 free throw attempts per game. This season he is averaging 5.8 attempts per game.
- John Konchar has 749 career made field goals, most all-time in program history.
- Over Kason Harrell's first three seasons, 66.8 percent of his shot attempts were 3-pointers. This season only 143-of-364 (39.3 percent) shots have been beyond the arc.
- Kason Harrell's 49.5 percent field goal shooting this year is the best of his career for a season.
- The 'Dons are 9-0 when Dee Montgomery scores 10 points or more.
- The 'Dons are 11-3 when Matt Holba scores 13 points or more.
- Over the last 16 games John Konchar is 92-of-109 (84.4 percent) from the free throw line.
- This season the 'Dons are 11-5 when making 10 or more 3-pointers.
- This season the 'Dons are 12-4 when shooting 38 percent or better from three.
- Since the start of the 2010-11 season, Purdue Fort Wayne and Savannah State are the only teams in the nation to make 20 or more 3-pointers in a game five times.

## KONCHAR PROGRAM RANKS

- John Konchar owns 2,034 career points, the most in program history. He earned the record with a pair of overtime free throws against Omaha on Jan. 24. He passed Frank Gaines (2009-13) who recorded 1,841 points.
- Konchar owns the program record for points, field goals (749) and rebounds (1,133) in addition to holding the DI era records for steals (265) and assists (538).
- If you were wondering, his 76 blocks rank sixth in program history.

## IN THE NATION THE 'DONS RANK...

- No. 4 in made 3-pointers (336).
- No. 7 in attempted 3-pointers (892).
- No. 8 in 3-pointers per game (10.8).
- No. 14 in points per game (83.0).
- No. 19 in total assists (497).
- No. 24 in total blocks (142).
- No. 28 in field goal percentage (48.0 percent).
- No. 39 in 3-point field goal percentage (37.7 percent).
- No. 47 in total steals (228).

## SPORTS-REFERENCE.COM KONCHAR STATS

- John Konchar's sports-reference.com career offensive rating of 131.2 is the best ever recorded by the site based on stats going back to 2009-10. The site lists a

<b>RECORD WHEN...</b>	2018-19	Under Coffman
Overall	17-14	95-67
Home	11-5	59-17
Road	5-9	32-44
Neutral	0-0	3-6
Wins Tip	9-5	61-30
Scores First	8-7	61-26
Leads at half	16-6	77-17
Trails at half	1-8	15-46
Tied at half	0-0	3-3
Shoots 50% or better	13-3	57-8
Shoots less than 50%	3-11	35-58
Shoots better than opponent	16-3	81-20
Shoots equal to opponent	0-0	1-1
Shoots worse than opponent	1-11	14-55
Has more FTs made than opp.	14-6	67-33
Has equal FTs made	0-0	4-0
Has fewer FTs made than opp.	3-8	24-34
Outrebounds opp.	9-3	64-19
Is outrebounded	7-11	28-45
Has equal rebounds	1-0	2-3
Has more TOs than opp.	4-8	30-35
Has equal TO as opp.	1-1	6-5
Has fewer TO's than opp.	12-5	58-27
Scores more bench points	12-8	54-18
Equal bench pts.	1-0	2-6
Scores fewer bench points	5-5	40-42
Makes 5+ 3-Pt. shots	17-14	90-62
No player fouls out	12-11	74-42
1+ player fouls out	4-2	19-23
Plays in November	5-4	25-13
Plays in December	5-3	25-14
Plays in January	4-3	23-17
Plays in February	3-2	20-13
Plays in March	0-1	2-8
Plays during the day	2-6	27-19
Plays at night	15-7	68-47
Plays on Sunday	2-2	8-8
Plays on Monday	0-0	6-4
Plays on Tuesday	3-1	7-4
Plays on Wednesday	3-0	15-7
Plays on Thursday	6-3	22-11
Plays on Friday	0-2	2-9
Plays on Saturday	3-6	35-23
Out-Scores Opponent	17-0	95-0
is Out-Scored	0-14	0-67
Margin is 5 points or less	4-1	25-21
Margin is between 6-10	2-4	16-17
Margin is between 11-20	2-3	29-17
Margin is more than 20	7-4	23-9
Scores 59 or less	0-1	1-12
Scores 60-69	1-4	9-19
Scores 70-79	2-6	5-19
Scores 80-89	3-3	31-14
Scores 90-99	3-0	22-2
Scores 100+	6-0	16-0
Opponent scores 59 or less	2-0	16-0
Opponent scores 60-69	6-1	26-13
Opponent scores 70-79	4-2	27-16
Opponent scores 80-89	5-5	18-21
Opponent scores 90-99	0-5	6-15
Opponent scores 100+	0-1	2-1

basic definition of the stat as: "The number of points produced by a player per hundred total individual possessions."  
 • If you are a fan of the sports-reference.com win share stat, Konchar led the Summit League in 2015-16 (5.6) and ranked second in 2016-17 (6.3) and second in 2017-18 (6.3). This year at 6.4, he ranks second.

### YES, MORE JOHN KONCHAR NOTES

- John Konchar's 2.33 career assist/turnover ratio is the 11th best among active NCAA Division I players.
- John Konchar has 106 career games with double-digit points and 47 career games with double-digit rebounds.
- He has 60 career games with one or zero turnovers.
- John Konchar was the only player last season in the nation with 450 points, 250 rebounds, 80 steals and 150 assists.
- John Konchar owns four All-Summit League First Team honors. He is the only player in program history to earn more than two All-League First Team honors in their career.
- John Konchar owns eight career Summit League Player of the Week honors, tied for fifth most in league history.

### KONCHAR CAREER STEALS

- John Konchar is in second place in Purdue Fort Wayne career history with 267 steals. First on the list is Lawrence Jordan's (1985-86, 87-90) 324. Konchar's total is second in Summit League history. He will stay second in Summit League history, as the first place student-athlete is Ken Robertson from Cleveland State (1986-90) who had 341.
- Konchar's steal total is second in NCAA Division I among active student-athletes.

### KONCHAR CAREER REBOUNDS

- His 1,133 total rebounds ranks third in Summit League history.
- Konchar is first in school history in rebounds. He passed Sean Gibson's (1989-93) 965 rebounds on Dec. 5 vs. Akron.
- Konchar's career total rebounds total is sixth among active NCAA Division I players.
- John Konchar is averaging 8.6 rebounds per game in his career. It is the best average in school history. If he finished his career with that average, he would rank seventh all-time in Summit League history for the statistic.

### DOUBLE TROUBLE

John Konchar has 46 career double-doubles. It is the ninth most double-doubles of all active players in NCAA Division I.

### KASON HARRELL NOTES

- Kason Harrell entered the 1,000-point club on Dec. 5 vs. Akron. He is the 16th player in school history to reach 1,000 points.
- Kason Harrell has 232 career 3-pointers, fourth place all-time in program history. In third place is Ben Botts (2007-11) with 237.
- His 89 3-pointers last season ranked fifth in school history for a single-season.
- Kason Harrell has 21 career games of four or more 3-pointers. His career high is six, a total he hit four times last season. One of those games was a victory at Assembly Hall over Indiana.

### ALL-TIME IN THE SUMMIT LEAGUE TOURNAMENT

- 2018 (5) North Dakota State 86, (4) Mastodons 82
- 2017 (3) Omaha 84, (6) Mastodons 80
- 2016 (5) North Dakota State 69, (1) Mastodons 68
- 2016 (1) Mastodons 86, (8) South Dakota 70
- 2015 (5) South Dakota 82, (4) Mastodons 73
- 2014 (1) North Dakota State 60, (2) Mastodons 57
- 2014 (2) Mastodons 64, (3) South Dakota State 60
- 2014 (2) Mastodons 85, (8) IUPUI (47)
- 2013 (1) South Dakota State 72, (5) Mastodons 56
- 2013 (5) Mastodons 91, (4) Oakland 72
- 2012 (1) Oral Roberts 71, (8) Mastodons 67
- 2011 (5) South Dakota State 84, (4) Mastodons 75
- 2010 (1) Oakland 71, (5) Mastodons 56
- 2010 (5) Mastodons 71, (4) South Dakota State 66 S
- 2009 (3) Oakland 75, (6) Mastodons 62
- 2008 (1) Oral Roberts 58, (5) Mastodons 42
- 2008 (5) Mastodons 66, (4) Southern Utah 62

## SINGLE-GAME STATISTICAL LEADERS

2018-19 Career  
(Record in such games in)

### TEAM LEADER IN POINTS

John Konchar	20 (9-12)	34 (15-19)
Kason Harrell	7 (4-3)	14 (10-4)
Matt Holba	3 (3-0)	3 (3-0)
Jarred Godfrey	3 (3-0)	3 (3-0)
Matt Weir	2 (1-1)	2 (1-1)

### TEAM LEADER IN REBOUNDS

John Konchar	24 (12-12)	94 (52-42)
Kason Harrell	0 (0-0)	2 (2-0)
Matt Holba	3 (1-2)	3 (1-2)
Marcus DeBerry	1 (1-0)	1 (1-0)
Cameron Benford	1 (1-0)	1 (1-0)
Dylan Carl	3 (2-1)	3 (2-1)

### TEAM LEADER IN ASSISTS

John Konchar	22 (13-10)	65 (34-31)
Matt Weir	3 (2-1)	10 (6-4)
Kason Harrell	2 (1-1)	3 (2-1)
Jarred Godfrey	2 (1-1)	2 (1-1)
Matt Holba	1 (0-1)	1 (0-1)
Dylan Carl	2 (0-2)	2 (0-2)

### TEAM LEADER IN STEALS

John Konchar	21 (11-10)	72 (37-35)
Kason Harrell	5 (2-3)	13 (7-6)
Dylan Carl	7 (1-6)	8 (1-7)
Dee Montgomery	5 (3-2)	5 (3-2)
Marcus DeBerry	5 (2-3)	5 (2-3)
Jarred Godfrey	4 (2-2)	4 (2-2)
Matt Holba	3 (3-0)	3 (3-0)
Cameron Benford	1 (1-0)	2 (1-1)
Matt Weir	1 (0-1)	1 (0-1)

### TEAM LEADER IN BLOCKS

Dylan Carl	11 (7-4)	25 (7-4)
John Konchar	10 (1-9)	27 (9-18)
Kason Harrell	8 (5-3)	22 (12-10)
Matt Holba	8 (4-4)	8 (4-4)
Cameron Benford	6 (4-2)	8 (5-3)
Dee Montgomery	3 (2-1)	3 (2-1)
Marcus DeBerry	2 (1-1)	2 (1-1)
Josh Inkumsah	1 (1-0)	1 (1-0)
Jarred Godfrey	1 (1-0)	1 (1-0)

In the event of a statistical tie all players are credited with win or loss.

## UNI-WATCH

### RECORD WHEN WEARING...

White	10-4
Earlham, Manchester, South Carolina State, Samford, UMKC, Akron, IUPUI, Siena Heights, Oral Roberts, Denver, South Dakota, Western Illinois, North Dakota	
Black	6-8
at UCLA, at Ohio State, at Dayton, at Cleveland State, at Eastern Illinois, at Miami (OH), at North Dakota State, South Dakota State, at South Dakota, at Western Illinois, at Oral Roberts, at Denver, at Omaha, at South Dakota State	
Grey	1-2
at Austin Peay, at North Dakota, NDSU	

## TEAM RANKINGS - NATIONAL AND CONFERENCE

Statistic	National Conference		Value	National Leader	Value	Conference Leader		Value
	Rank	Rank				Value	Value	
3-pt Field Goal Attempts (351 ranked)	7	1	892	Savannah St.	1,129	Purdue Fort Wayne	892	
Assist Turnover Ratio (351 ranked)	32	2	1.34	Gonzaga	1.79	Omaha	1.41	
Assists Per Game (351 ranked)	23	1	16.0	Belmont	20.1	Purdue Fort Wayne	16.0	
Blocked Shots Per Game (351 ranked)	34	1	4.6	Duke	7.0	Purdue Fort Wayne	4.6	
Defensive Rebounds per Game (351 ranked)	119	3	25.94	South Dakota St.	30.65	South Dakota St.	30.65	
Fewest Fouls (351 ranked)	38	5	470	Princeton	406	Omaha	441	
Fewest Turnovers (351 ranked)	109	6	371	Wisconsin	267	Omaha	274	
Field-Goal Percentage (351 ranked)	28	2	48.0	Gonzaga	53.4	South Dakota St.	50.5	
Field-Goal Percentage Defense (351 ranked)	293	6	45.9	Texas Tech	36.5	South Dakota St.	41.7	
Free Throw Attempts (351 ranked)	251	3	526	South Fla.	828	South Dakota St.	598	
Free Throws Made (351 ranked)	255	4	368	Iowa	549	South Dakota St.	467	
Free-Throw Percentage (351 ranked)	192	7	70.0	Incarname Word	81.1	South Dakota St.	78.1	
Offensive Rebounds Per Game (351 ranked)	284	3	8.58	Portland St.	15.48	Oral Roberts	10.42	
Personal Fouls Per Game (351 ranked)	18	2	15.2	Dayton	13.8	North Dakota St.	14.9	
Rebound Margin (351 ranked)	254	7	-1.5	ETSU	11.1	South Dakota St.	5.1	
Scoring Defense (351 ranked)	322	9	78.2	Virginia	54.1	South Dakota	70.3	
Scoring Margin (351 ranked)	106	2	4.7	Gonzaga	24.9	South Dakota St.	12.0	
Scoring Offense (351 ranked)	14	2	83.0	Gonzaga	89.8	South Dakota St.	85.2	
Steals Per Game (351 ranked)	67	1	7.4	FIU	10.6	Purdue Fort Wayne	7.4	
Three Pt FG Defense (351 ranked)	324	6	37.5	Virginia	26.9	South Dakota St.	34.1	
Three-Point Field Goals Per Game (351 ranked)	8	1	10.8	Winthrop	12.5	Purdue Fort Wayne	10.8	
Three-Point Field-Goal Percentage (351 ranked)	39	4	37.7	Lehigh	43.4	South Dakota St.	41.4	
Total 3-point FGM (350 ranked)	4	1	336	Winthrop	363	Purdue Fort Wayne	336	
Total Assists (351 ranked)	19	1	497	Belmont	583	Purdue Fort Wayne	497	
Total Blocks (351 ranked)	24	1	142	Duke	209	Purdue Fort Wayne	142	
Total Rebounds (351 ranked)	152	3	1,070	North Carolina	1,301	South Dakota St.	1,183	
Total Rebounds Per Game (351 ranked)	228	5	34.52	North Carolina	43.37	South Dakota St.	38.16	
Total Steals (350 ranked)	47	1	228	Eastern Ky. FIU	317	Purdue Fort Wayne	228	
Turnover Margin (351 ranked)	106	3	1.3	FIU	5.6	Omaha	3.0	
Turnovers Forced (351 ranked)	168	1	13.29	FIU	19.73	Purdue Fort Wayne	13.29	
Turnovers Per Game (351 ranked)	78	6	12.0	Michigan	9.2	Omaha	9.4	
Won-Lost Percentage (351 ranked)	148	3	54.8	Gonzaga	93.5	South Dakota St.	77.4	

## INDIVIDUAL RANKINGS - NATIONAL AND CONFERENCE

Statistic	Player	National Conference		Value	National Leader	Value	Conference Leader		Value
		Rank	Rank				Value	Value	
3-pt Field Goal Attempts (248 ranked)	Matt Holba	194	6	177	Chris Clemons, Campbell	349	David Jenkins, South Dakota St.	228	
Assist Turnover Ratio (250 ranked)	John Konchar	91	4	2.01	Jalen Avery, Kent St.	5.28	KJ Robinson, Omaha	3.88	
Assists Per Game (249 ranked)	John Konchar	47	1	5.3	Ja Morant, Murray St.	10.3	John Konchar, Purdue Fort Wayne	5.3	
Blocked Shots Per Game (249 ranked)	Dylan Carl	184	3	1.13	Brandon Gilbeck, Western Ill.	3.52	Brandon Gilbeck, Western Ill.	3.52	
Defensive Rebounds per Game (249 ranked)	John Konchar	65	2	6.26	Mike Daum, South Dakota St.	9.32	Mike Daum, South Dakota St.	9.32	
Double Doubles (235 ranked)	John Konchar	48	2	10	Devontae Cacok, UNCW	22	Mike Daum, South Dakota St.	20	
Field-Goal Percentage (250 ranked)	John Konchar	41	1	55.4	Brandon Clarke, Gonzaga	68.8	John Konchar, Purdue Fort Wayne	55.4	
Free Throw Attempts (247 ranked)	John Konchar	76	2	172	Deishuan Booker, Long Beach St.	261	Mike Daum, South Dakota St.	227	
Free Throws Made (248 ranked)	John Konchar	109	2	122	Deishuan Booker, Long Beach St.	238	Mike Daum, South Dakota St.	190	
Free-Throw Percentage (249 ranked)					Davide Moretti, Texas Tech	93.0	Vinnie Shahid, North Dakota St.	83.8	
Minutes Per Game (250 ranked)	John Konchar	135	3	34:25	Ky Bowman, Boston College	39:24	Triston Simpson, South Dakota	37:10	
Offensive Rebounds Per Game (249 ranked)	John Konchar	200	6	2.29	Cletrell Pope, Bethune-Cookman	4.24	Matt Pile, Omaha	2.93	
Points Per Game (250 ranked)	John Konchar	50	2	19.7	Chris Clemons, Campbell	30.1	Mike Daum, South Dakota St.	25.6	
Rebounds Per Game (250 ranked)	John Konchar	62	3	8.5	Nico Carvacho, Colorado St.	13.0	Mike Daum, South Dakota St.	11.7	
Steals Per Game (247 ranked)	John Konchar	49	1	1.94	Matisse Thybulle, Washington	3.50	John Konchar, Purdue Fort Wayne	1.94	
Three-Point Field Goals Per Game (249 ranked)	Matt Holba	139	5	2.45	Fletcher Magee, Wofford	4.63	David Jenkins, South Dakota St.	3.53	
Three-Point Field-Goal Percentage (131 ranked)					Derrick Jamerson, Norfolk St.	52.0	David Jenkins, South Dakota St.	46.5	
Total 3-point FGM (246 ranked)	Matt Holba	102	4	76	Fletcher Magee, Wofford	139	David Jenkins, South Dakota St.	106	
Total Assists (248 ranked)	John Konchar	35	1	165	Ja Morant, Murray St.	300	John Konchar, Purdue Fort Wayne	165	
Total Blocks (249 ranked)	Dylan Carl	156	3	35	Brandon Gilbeck, Western Ill.	102	Brandon Gilbeck, Western Ill.	102	
	John Konchar	232	4	29					
Total Field Goal Attempts (249 ranked)	John Konchar	106	4	399	Antoine Davis, Detroit Mercy	657	Mike Daum, South Dakota St.	528	
	Kason Harrell	193	6	364					
Total Field Goals Made (246 ranked)	John Konchar	24	2	221	Lamine Diane, CSUN	295	Mike Daum, South Dakota St.	270	
	Kason Harrell	129	5	180					
Total Minutes (250 ranked)	John Konchar	55	3	1066:56	Zach Cooks, NJIT	1189:23	Skyler Flatten, South Dakota St.	1130:05	
Total Points (250 ranked)	John Konchar	33	2	611	Chris Clemons, Campbell	904	Mike Daum, South Dakota St.	794	
	Kason Harrell	220	7	468					
Total Rebounds (249 ranked)	John Konchar	41	2	265	Nico Carvacho, Colorado St.	389	Mike Daum, South Dakota St.	363	
Total Steals (242 ranked)	John Konchar	32	1	60	Matisse Thybulle, Washington	105	John Konchar, Purdue Fort Wayne	60	
Triple Doubles (3 ranked)					Ethan Happ, Wisconsin	2	Brandon Gilbeck, Western Ill.	1	
					Ja Morant, Murray St.	2			

# THE LAST TIME IT HAPPENED ...

## SCORING

**Scored 20 points:** John Konchar (27), vs North Dakota, 2/28/19  
**Scored 25 points:** John Konchar (27), vs North Dakota, 2/28/19  
**Scored 30 points:** John Konchar (38), at North Dakota State, 12/30/18  
**Scored 40 points:** Max Landis (44), at South Dakota, 2/4/16  
**Exactly Two players scored 20 points:** John Konchar (29) and Matt Holba (22), at Denver, 2/14/19  
**Exactly Three players scored 20 points:** Kason Harrell (23), John Konchar (23), Matt Holba (20), vs. South Dakota State, 1/3/19  
**Exactly Two in double figures:** John Konchar (27) and Matt Holba (15), at South Dakota State, 2/21/19  
**Exactly Three in double figures:** John Konchar (27), Jarred Godfrey (12), Matt Weir (12), vs. North Dakota, 2/28/19  
**Exactly Four in double figures:** John Konchar (17), Matt Holba (13), Kason Harrell (11), Jarred Godfrey (10), vs. North Dakota State, 3/2/19  
**Exactly Five in double figures:** Jarred Godfrey (17), Matt Holba (13), Marcus DeBerry (13), Kason Harrell (11), John Konchar (10), vs. Western Illinois 2/7/19  
**Exactly Six in double figures:** John Konchar (20), Marcus DeBerry (17), Matt Weir (16), Kason Harrell (16), Matt Holba (15), Jarred Godfrey (14), vs. Siena Heights, 12/20/18  
**Exactly Seven in double figures:** John Konchar (16), Jarred Godfrey (16), Matt Holba (15), Kason Harrell (14), Marcus DeBerry (14), Dee Montgomery (11), Matt Weir (11), at Eastern Illinois, 11/28/18  
**Mastodons scored 50 points/half:** 53 (1st), at South Dakota State, 2/21/19  
**Mastodons scored 100 points:** 102, vs. South Dakota, 1/30/19  
**Mastodons scored less than 20 points/half:** 18 (1st), at South Dakota State, 1/21/15  
**Mastodons scored less than 30 points/half:** 27 (1st), at Western Illinois, 1/19/19  
**Mastodons scored less than 50 points/game:** 46, at North Dakota State, 2/6/16

## FIELD GOAL SHOOTING

**Mastodons shot 60 percent/half:** 60.7%, (2nd), vs South Dakota State, 1/3/19  
**Mastodons shot 70 percent/half:** 70.4%, (2nd), at North Dakota State, 12/30/18  
**Mastodons shot 60 percent/game:** 60.6%, vs. Olivet, 1/9/17  
**Mastodons shot under 20 percent/half:** 19.0%, vs. Navy, 11/29/15  
**Mastodons shot under 30 percent/half:** 27.0% (1st), at South Dakota, 2/8/18  
**Mastodons shot under 30 percent/game:** 28.1%, at North Dakota State, 2/6/16  
**Mastodons shot under 40 percent/game:** 39.0%, at Western Illinois, 1/19/19  
**Mastodons shot under 40 percent/game and won:** 32.3%, at UIC, 11/18/17

## 3-POINTERS

**Made exactly 5 3-pointers:** Matt Weir (5), at South Dakota, 1/13/19  
**Made exactly 6 3-pointers:** Matt Holba (6), at Denver, 2/14/19  
**Made exactly 7 3-pointers:** Mo Evans (7), vs. Olivet, 1/9/17  
**Made exactly 8 3-pointers:** Ben Botts (8), at Centenary, 12/30/10  
**Made exactly 9 3-pointers:** Max Landis (9), at Omaha, 1/16/16  
**Made 10 or more 3-pointers:** Max Landis (11), at South Dakota, 2/4/16  
**Mastodons made 15 3-pointers:** 16, at Denver, 2/14/19  
**Mastodons did not make a 3-pointer:** vs. Miami (OH), 12/21/03 (0-9)  
**Mastodons attempted 30 3-pointers:** 33, at Omaha, 2/16/19  
**Mastodons shot 60 percent 3FG (min. 10 att.):** 66.7%, vs. Denver, 2/13/16

## FREE THROWS

**Made 10 of 10 or better:** Bryson Scott, (15-16), vs. NDSU, 1/20/18  
**Made 14 of 14 or better:** Frank Gaines, (14-14), vs. Omaha, 1/5/13  
**Made 10 FTs:** John Konchar (10-of-11), at Denver, 2/14/19  
**Made 15 FTs:** Bryson Scott (15-of-16), vs. NDSU, 1/20/18  
**Mastodons shot 85 percent (min. 10 atts):** 87.5% (21-24), vs. IUPUI, 12/18/18  
**Mastodons shot 90 percent (min. 10 atts):** 92.3% (12-13), at Denver, 1/6/17  
**Mastodons made 30 FTs:** (32-37), vs. Olivet, 12/28/17  
**Mastodons shot under 50 percent:** 38.5% (5-13), at Dayton, 11/16/18  
**Mastodons made less than five FTs:** 4 (4-8), vs. Ball State, 3/15/17  
**Mastodons attempted 40 free throws:** (24-40), at Arkansas, 11/11/16  
**Mastodons attempted 50 free throws:** (32-57), vs. UTPA, 11/16/12  
**Mastodons attempted less than five FTs:** 4, at Utah, 12/5/15

## REBOUNDING

**Had 10 rebounds:** John Konchar (15), vs. North Dakota State, 3/2/19  
**Had 15 rebounds:** John Konchar (15), vs. North Dakota State, 3/2/19  
**Had 20 rebounds:** Matt Shepherd (21), vs. Metropolitan U-Puerto Rico, 12/23/00  
**Had 10 rebounds in two consecutive games:** John Konchar (10 vs. Siena Heights, 12/20/18, at North Dakota, 12/29/18)  
**Had 10 rebounds in three consecutive games:** John Konchar (10 vs. IUPUI, 12/18/18, 10 vs. Siena Heights, 12/20/18, 13 at North Dakota, 12/29/18)  
**Had 10 rebounds in four consecutive games:** John Konchar (11 at Eastern Illinois, 11/28/18; 12 vs. UMKC, 12/1/18; 11 vs. Akron, 12/5/18; 14 at Miami (OH), 12/8/18)  
**Had 10 rebounds in five consecutive games:** John Konchar (13 at South Dakota, 1/14/16; 12 at Omaha, 1/16/16; 19 vs. North Dakota State, 1/21/16; 12 vs. IUPUI, 1/23/16; 14 at Oral Roberts, 1/28/16)

## DOUBLE-DOUBLES

**Last Player:** John Konchar (17p, 15r), vs. North Dakota State, 3/2/19  
**Had double-double in two consecutive games:** John Konchar (30p, 10r) vs. Siena Heights; 12/20/18, (18p, 13p) at North Dakota, 12/29/18  
**Had double-double in three consecutive games:** John Konchar (30p, 10r) vs. IUPUI; 12/18/18, (30p, 10r) vs. Siena Heights; 12/20/18, (18p, 13p) at North Dakota, 12/29/18  
**Had double-double in four consecutive games:** John Konchar (16p, 11r) at Eastern Illinois, 11/28/18, (17p, 12r) vs. UMKC, 12/01/18, (13p, 11r) vs. Akron, 12/5/18; (28p, 14r), at Miami (OH), 12/8/18)  
**Had double-double in five consecutive games:** John Konchar (22p, 13r) at South Dakota State, 1/14/16; (27p, 12r), at Omaha, 1/16/16; (10p, 19r) vs. North Dakota State, 1/21/16; (14p, 12r) vs. IUPUI, 1/23/16; (16p, 14r) at Oral Roberts, 1/28/16

## TRIPLE-DOUBLES

**Last Player:** Demetrius Johnson (17p, 13r, 12a), vs. UMKC, 12/8/07

## ASSISTS

**Had 8 assists:** John Konchar (14), at Denver, 2/14/19  
**Had 9 assists:** John Konchar (14), at Denver, 2/14/19  
**Had 10 assists:** John Konchar (14), at Denver, 2/14/19  
**Had 15 assists:** Russ Marcinek (19), vs. IUPUI, 12/20/93  
**Had 10 assists in exactly two consecutive games:** Mo Evans (11), at Austin Peay, 11/30/16 and (10), vs. Miami (OH), 12/3/16  
**Had 10 assists in three consecutive games:** Mo Evans (10) vs. South Dakota, 2/8/17, (12), vs. Omaha, 2/11/17 and (11), vs. North Dakota State, 2/15/17  
**Mastodons had 20 assists:** 21, at Denver, 2/14/19  
**Mastodons had 25 assists:** 27, vs. Siena Heights, 12/20/18  
**Mastodons had 30 assists:** 35, vs. Olivet, 1/9/17  
**Mastodons had less than 10 assists:** 8, at Western Illinois, 1/19/19  
**Mastodons had 5 or fewer assists:** 3, at Valparaiso, 12/18/10

## BLOCKS

**Blocked 5 shots:** John Konchar (5), vs. Western Illinois, 2/14/18  
**Blocked 6 shots:** Brent Calhoun (6), at Omaha, 1/7/17  
**Blocked 7 shots:** Deilvez Yearby (7), vs. SIUE, 2/23/10  
**Blocked 8 shots:** Deilvez Yearby (9), vs. UMKC, 1/16/10  
**Blocked 9 shots:** Deilvez Yearby (9), vs. UMKC, 1/16/10  
**Mastodons blocked 10 shots:** 11, vs. SIUE, 2/23/10  
**Mastodons blocked 0 shots:** vs. Defiance, 11/12/17

## STEALS

**Had exactly 5 steals:** John Konchar (5), at Oral Roberts, 2/6/19  
**Had exactly 6 steals:** Bryson Scott (6), vs. Concordia (Mich.), 12/30/17  
**Had exactly 7 steals:** John Konchar (7), at Denver, 1/6/17  
**Had exactly 8 steals:** Randy Spicer (8), vs. Northern Kentucky, 1/9/99  
**Mastodons had 15 steals:** 15, vs. Oral Roberts, 1/10/19  
**Mastodons had 20 steals:** 23, vs. Grace College, 12/13/97

## TURNOVERS

**Mastodons committed 20 or more:** 20, vs. Akron, 12/5/18  
**Mastodons committed 25 or more:** 26, vs. Western Illinois, 11/21/06  
**Mastodons committed 30 or more:** 31, vs. Toledo, 11/30/05  
**Mastodons committed 5 or less:** 3, vs. Siena Heights, 12/20/18  
**Mastodons committed between 6-10:** 8, vs. North Dakota State, 3/2/19

## ROSTER BREAKDOWN

### By Class

Seniors	2
Juniors	5
Sophomores	3
Freshmen	5

### By Position

Guards	9
Forwards	6

### By Height

Dylan Carl	6-11
Ramion Burt Jr.	6-8
Cameron Benford	6-8
Matt Holba	6-7
Josh Inkumsah	6-7
Marcus DeBerry	6-5
Jarred Godfrey	6-5
Brian Patrick	6-5
Rylen Gundy	6-5
John Konchar	6-5
Tionne Rollins	6-2
Kason Harrell	6-2
Matt Havey	6-1
Matt Weir	6-1
Dee Montgomery	6-0

### By Weight

Josh Inkumsah	265
Cameron Benford	240
Dylan Carl	225
Matt Holba	225
Ramion Burt Jr.	220
John Konchar	210
Brian Patrick	200
Rylen Grundy	200
Marcus DeBerry	195
Kason Harrell	192
Jarred Godfrey	185
Matt Havey	185
Tionne Rollins	180
Dee Montgomery	180
Matt Weir	180

### By State/Country

Indiana	2
Michigan	2
Georgia	1
Illinois	1
Mississippi	1
New York	1
Ohio	1
Canada	1
Pennsylvania	1
Tennessee	1
Washington	1

## PLAYER PRONUNCIATIONS

# 0 Ray - moan
# 5 TEE - on
# 15 HAY - vee
# 31 In - COOM - sah
# 32 K-son (as in Jason) Hair-el
# 55 Con-char

## COACHING PRONUNCIATIONS

Corsaro = Cosaro (silent first r)

## 2018-19 PURDUE FORT WAYNE BASKETBALL ROSTER - NUMERICAL

#	Name	Pos.	Ht.	Wt.	Yr.	Hometown	High School / Previous School
0	Ramion Burt Jr.	F	6-8	220	Jr.	Albany, N.Y.	Green Tech Charter / Cloud County CC
1	Jarred Godfrey	G	6-5	185	Fr.	Atlanta, Ga.	Sandy Creek
2	Brian Patrick	G	6-5	200	Jr.	Fort Lauderdale, Fla.	Boyd Anderson / Kansas State
5	Tionne Rollins	G	6-2	180	Fr.	Tallahassee, Fla.	Lincoln
10	Dee Montgomery	G	6-0	180	Jr.	Horn Lake, Miss.	Horn Lake / Arkansas State Mid-South
11	Dylan Carl	F	6-11	225	R-So.	Alma, Mich.	Alma
13	Matt Holba	F	6-7	225	R-Jr.	Noblesville, Ind.	Guerin Catholic / Lehigh
15	Matt Havey	G	6-1	185	Fr.	Lansing, Mich.	Lansing Christian
31	Josh Inkumsah	F	6-7	265	Fr.	Barrie, Ontario	London Basketball Academy
32	Kason Harrell	G	6-2	192	Sr.	Pittsburgh, Pa.	Hempfield
33	Matt Weir	G	6-1	180	So.	New Concord, Ohio	John Glenn / US Air Force Prep Academy
34	Cameron Benford	F	6-8	240	So.	Seattle, Wash.	Franklin / Hillcrest Academy
35	Rylen Grundy	F	6-5	200	Fr.	South Bend, Ind.	Riley
41	Marcus DeBerry	G	6-5	195	R-Jr.	Union City, Tenn.	Union City / Northern Arizona
55	John Konchar	G	6-5	210	R-Sr.	West Chicago, Ill.	West Chicago

## 2018-19 PURDUE FORT WAYNE BASKETBALL ROSTER - ALPHABETICAL

#	Name	Pos.	Ht.	Wt.	Yr.	Hometown	High School / Previous School
34	Cameron Benford	F	6-8	240	So.	Seattle, Wash.	Franklin / Hillcrest Academy
0	Ramion Burt Jr.	F	6-8	220	Jr.	Albany, N.Y.	Green Tech Charter / Cloud County CC
11	Dylan Carl	F	6-11	225	R-So.	Alma, Mich.	Alma
41	Marcus DeBerry	G	6-5	195	R-Jr.	Union City, Tenn.	Union City / Northern Arizona
1	Jarred Godfrey	G	6-5	185	Fr.	Atlanta, Ga.	Sandy Creek
35	Rylen Grundy	F	6-5	200	Fr.	South Bend, Ind.	Riley
32	Kason Harrell	G	6-2	192	Sr.	Pittsburgh, Pa.	Hempfield
15	Matt Havey	G	6-1	185	Fr.	Lansing, Mich.	Lansing Christian
13	Matt Holba	F	6-7	225	R-Jr.	Noblesville, Ind.	Guerin Catholic / Lehigh
31	Josh Inkumsah	F	6-7	265	Fr.	Barrie, Ontario	London Basketball Academy
55	John Konchar	G	6-5	210	R-Sr.	West Chicago, Ill.	West Chicago
10	Dee Montgomery	G	6-0	180	Jr.	Horn Lake, Miss.	Horn Lake / Arkansas State Mid-South
2	Brian Patrick	G	6-5	200	Jr.	Fort Lauderdale, Fla.	Boyd Anderson / Kansas State
5	Tionne Rollins	G	6-2	180	Fr.	Tallahassee, Fla.	Lincoln
33	Matt Weir	G	6-1	180	So.	New Concord, Ohio	John Glenn / US Air Force Prep Academy

Head Coach: Jon Coffman

Assistant Coaches: Ryan Sims, Paul Corsaro, Adam Blaylock

Director of Operations: Kenton Aubrey

Assistant Athletic Trainer: Nick Antonelli, M.Ed., ATC, LAT

Strength and Conditioning Coach: Kevin Rudolphi

## ON THE ROSTER

- Two seniors: Kason Harrell and redshirt senior John Konchar.
- Five freshmen: Jarred Godfrey, Tionne Rollins, Matt Havey, Josh Inkumsah and Rylen Grundy.
- The roster features eight student-athletes who were not on the roster last season. The five freshmen and junior transfers Brian Patrick, Dee Montgomery and Ramion Burt Jr. Patrick is a transfer from Kansas State and will redshirt in 2018-19. Montgomery and Burt and eligible this season.
- Five 'Dons on the roster saw action last season (John Konchar, Kason Harrell, Dylan Carl, Cameron Benford, Matt Weir).
- Two 'Dons redshirted last season and are eligible this season. Lehigh transfer Matt Holba and Northern Arizona transfer Marcus DeBerry.
- 11 states and two countries represented on the roster.

## QUICK FACTS

City / Zip	Fort Wayne, IN / 46805
Founded	1964
Undergraduate Enrollment	10,414
Nickname	Mastodons
Colors	Gold and Black
Affiliation	NCAA Division I
Conference	The Summit League
Chancellor	Ron Eisenbaumer
Athletic Director	Kelley Hartley Hutton

## HISTORY

First Year of Basketball	1973-74
First Year of NCAA Division I Basketball	2001-02

## HEAD COACH JON COFFMAN



### PURDUE FORT WAYNE HEAD COACHES

	Career Record (Years)	Pct.
<b>Jon Coffman</b>	<b>95-67 (4+)</b>	<b>.586</b>
Andy Piazza	142-108 (8)	.568
Tony Jasick	52-47 (3)	.531
Gene Hany	12-12 (1)	.500
Tim Russell	67-72 (5)	.482
Dane Fife	82-97 (6)	.458
Jon Williams	32-49 (3)	.395
Gordon Stauffer	37-68 (3)	.352
Doug Noll	40-119 (6+)	.336
Joe Pechota	4-9 (0+)	.308
Ken Workman	15-61 (3)	.197
George Wehrmeister	5-21 (1)	.192

### JON COFFMAN CAREER

2018-19	Purdue Fort Wayne	Head Coach
2017-18	Purdue Fort Wayne	Head Coach
2016-17	Purdue Fort Wayne	Head Coach
2015-16	Purdue Fort Wayne	Head Coach
2014-15	Purdue Fort Wayne	Head Coach
2013-14	Purdue Fort Wayne	Assistant Coach
2012-13	Purdue Fort Wayne	Assistant Coach
2011-12	Purdue Fort Wayne	Assistant Coach
2010-11	Colgate	Assistant Coach
2009-10	Colgate	Assistant Coach
2008-09	Stetson	Assistant Coach
2007-08	Stetson	Assistant Coach
2006-07	Stetson	Assistant Coach
2005-06	Stetson	Assistant Coach
2004-05	Stetson	Assistant Coach
2003-04	Stetson	Assistant Coach
2002-03	Stetson	Assistant Coach
2001-02	Stetson	Assistant Coach
2000-01	College of Charleston	Assistant Coach
1999-00	Emory and Henry	Assistant Coach
1998-99	Emory and Henry	Assistant Coach
1997-98	Emory and Henry	Assistant Coach

Jon Coffman is entering his eighth season at Purdue Fort Wayne, and fifth as head coach of the Mastodons in 2018-19.

Coffman, the 2015-16 Summit League Coach of the Year, has guided the Mastodons to the postseason in each of his first four seasons as head coach. His squads have been just as accomplished in the classroom, receiving a pair of NCAA APR Public Recognition Awards. The 'Dons were the only Summit League program to earn the honor in 2016-17 and joined Valparaiso as the only two men's basketball programs in Indiana to receive the award.

In 2017-18, the 'Dons defeated Indiana for a second consecutive season. His squad matched an Assembly Hall record by making 17 3-pointers. At the end of the season, Bryson Scott and John Konchar were named to the All-Summit League First team. Scott played in the Reese's College All-Star Game after setting a program record for single-season points (746). The 'Dons made the CollegeInsider.com postseason tournament, playing a national televised contest on CBS Sports Network in the opening round.

The 2016-17 season was highlighted by an overtime victory over Indiana and the third 20-win season in four years. The Indiana victory was broadcast on national television and earned Coffman and the program multiple ESPN SportsCenter interviews. The win over the third-ranked Hoosiers marked the highest ranked opponent ever defeated by a Summit League team. The 'Dons capped the season with a CollegeInsider.com postseason tournament berth and defeated Ball State in the opening round. John Konchar was named to the All-Summit League First Team for a second consecutive season. Mo Evans set a new program record for 3-pointers. Evans' senior class finished with the most wins in program history.

The 2015-16 'Dons won the Summit League regular season title and earned the program's first berth to the NIT. Fort Wayne finished 24-10 and saw Max Landis and Konchar earn All-Summit League First Team accolades.

In his first season as head coach, Coffman guided the 'Dons to the CIT before falling to eventual tournament champion Evansville. His team went 16-15 during the season, earning the fourth seed for the 2015 Summit League Tournament.

Coffman spent the previous three seasons as an assistant coach with the Mastodons. The 2013-14 squad ended the season with the eighth-best field goal percentage in NCAA Division I, while ranking 16th in three-point field goal percentage, 20th in total three-point field goals, and 27th in total assists.

Previously he spent two years on staff at Colgate University, where he was an assistant under Emmett Davis who ranks as the all-time winningest coach in school history. At Colgate, Coffman held the top assistant position and oversaw the Raiders' player development, opponent scouting, scheduling and recruiting coordination of Colgate's national recruiting effort. During the two years in Hamilton, N.Y., Coffman helped to coach and recruit two all-rookie league selections, a first team all-league selection and Coffman's fourteenth player to sign a professional contract.

Coffman's coaching career is marked by working with outstanding head coaches that have combined for 1141 wins between them, including two Hall of Fame college coaches whose courts are named in their honor (John Kresse/College of Charleston & Bob Johnson/Emory & Henry College), three coaches that hold their schools' all-time win mark (Emmett Davis/Colgate, John Kresse/College of Charleston & Bob Johnson/Emory & Henry). In addition, he played for Hall of Fame high school coach, Ron Bell, at the Marist School in Atlanta, Ga., who amassed 636 wins and won three State Championships during his high school coaching tenure.

Prior to Colgate, Coffman spent eight seasons on the staff at Stetson University, where he was an assistant under Derek Waugh. Coffman, a high school classmate of Waugh, joined the Stetson staff in 2001 after Waugh was named the youngest Division I coach in the country. Coffman's duties at Stetson included working with the guards, opponent scouting, fund raising, coordinating camps, scheduling and coordinating recruiting. Coffman acted as the recruiting coordinator during his last 5 years at Stetson, and during this period, the Hatters won 33 of their last 44 home games (.750), had their highest conference finish in program history, and set three school records for wins in the Division I era (overall, road and home winning streaks).

While a member of the Stetson University coaching staff, Stetson signed three A-Sun All-Freshman team members, six All-Conference selections, the leading scoring duo in Stetson history (EJ Gordon & Anthony Register), three players that rank in the top 10 all-time scorers in school history (EJ Gordon-1691/Garfield Blair-1583/Anthony Register-1414), 15 All-State players in Florida, Georgia and Alabama, a junior college All-American, the 2009 conference Defensive Player of the Year, the 2003 NCAA steals leader and eight players that have gone on to play professionally. Before leaving Stetson in the summer of 2009, Coffman helped to recruit and lay the groundwork for Stetson to secure the top 2009 & 2010 recruiting classes in the Atlantic Sun Conference according to ESPN.com.

Coffman's tenure also included an upset over the University of Georgia in 2004, which marked the Hatters' first win over an SEC opponent in 21 years. In addition, the 2005-2006 campaign marked one of the greatest single-season turnarounds in NCAA history.

Prior to Stetson, Coffman coached under John Kresse at the College of Charleston in 2000-01. While on staff, the Cougars recorded a 22-7 record and the Southern Conference regular season title and a 13-0 record at home. During the 2000-01 season, the Cougars were ranked the top mid-major team in the country for a large part of the year and rose as high as 33rd in the country in the AP Poll.

Coffman began his coaching career in 1997 at Emory & Henry College in Emory, Va. as the top assistant under coach Bob Johnson. While at Emory & Henry, Coffman helped to recruit Justin Call, who earned the Jostens Trophy (Division III National Player of the Year Award) while playing for the Wasps.

Coffman graduated from Washington & Lee University in 1996, earning a bachelor's degree in both economics and geology. He was also a three-year starter for the Generals basketball team and captain of the 1995-96 squad. He still holds three school records, including the mark for most three-pointers in a game (7) and free throws made in a game (18).

After graduation, Coffman worked in finance for two years in San Francisco, Calif. before joining the coaching ranks in 1997.

He and his wife, Tracy, have a nine-year old son, Thomas, and six-year old daughter Lucy and reside in Fort Wayne. Tracy has coached softball collegiately for the past 16 years and is currently the head coach at the University of Northwest Ohio.

# RADIO / TV ROSTER



**0 RAMION BURT**  
6-8 | Forward | Jr.  
Albany, N.Y.  
Green Tech Charter



**1 JARRED GODFREY**  
6-5 | Guard | Fr.  
Atlanta, Ga.  
Sandy Creek



**2 BRIAN PATRICK**  
6-5 | Guard | Jr.  
Fort Lauderdale, Fla.  
Kansas State



**45 TIONNE ROLLINS**  
6-2 | Guard | Fr.  
Tallahassee, Fla.  
Lincoln



**10 DEE MONTGOMERY**  
6-0 | Guard | Jr.  
Horn Lake, Miss.  
Arkansas State Mid-South



**11 DYLAN CARL**  
6-11 | Forward | R-So.  
Alma, Mich.  
Alma



**13 MATT HOLBA**  
6-7 | Forward | R-Jr.  
Noblesville, Ind.  
Lehigh



**15 MATT HAVEY**  
6-1 | Guard | Fr.  
Lansing, Mich.  
Lansing Christian



**31 JOSH INKUMSAH**  
6-7 | Forward | Fr.  
Barrie, Ontario  
London Basketball Academy




**32 KASON HARRELL**  
6-2 | Guard | Sr.  
Pittsburgh, Pa.  
Hempfield




**33 MATT WEIR**  
6-11 | Guard | So.  
New Concord, Ohio  
John Glenn



**34 CAMERON BENFORD**  
6-8 | Forward | So.  
Seattle, Wash.  
Franklin



**35 RYLEN GRUNDY**  
6-5 | Forward | Fr.  
South Bend, Ind.  
Riley



**41 MARCUS DEBERRY**  
6-5 | Guard | R-Jr.  
Union City, Tenn.  
Northern Arizona



**55 JOHN KONCHAR**  
6-5 | Guard | R-Sr.  
West Chicago, Ill.  
West Chicago



**JON COFFMAN**  
Head Coach  
Fifth Season as Head Coach  
Eighth Season at  
Purdue Fort Wayne




**RYAN SIMS**  
Assistant Coach  
Ninth Season



**PAUL CORSARO**  
Assistant Coach  
First Season



**ADAM BLAYLOCK**  
Assistant Coach  
First Season



**KENTON AUBREY**  
Director of Operations  
Third Season

## LEAD / DEFICIT COMPARISON

	Largest Lead	Largest Deficit	Total Leading	Total Tied	Total Trailing	Final
at No. 20 UCLA	None	28 (7:12, 2nd)	0:00	0:08	39:52	L 96-71
<b>EARLHAM</b>	61 (1:51, 2nd)	2 (19:24, 1st)	37:22	0:36	1:33	W 112-51
at Ohio State	2 (15:45, 2nd)	48 (0:18, 2nd)	0:42	1:51	37:27	L 107-61
<b>MANCHESTER</b>	54 (2:29, 2nd)	6 (14:42, 1st)	30:19	2:23	6:38	W 111-65
at Dayton	8 (18:29, 2nd)	11 (0:11, 2nd)	18:15	2:03	19:42	L 91-80
<b>S. CAROLINA ST.</b>	6 (6:14, 1st)	7 (11:42, 2nd)	13:46	1:44	24:30	W 72-68
<b>SAMFORD</b>	8 (7:55, 1st)	8 (0:02, 2nd)	23:17	2:37	14:06	L 74-66
at Cleveland State	12 (6:12, 2nd)	1 (18:05, 1st)	38:18	0:57	0:45	W 82-79
at Eastern Illinois	47 (3:00, 2nd)	3 (13:13, 1st)	35:23	2:03	2:34	W 104-60
<b>UMKC</b>	7 (15:38, 1st)	22 (2:09, 2nd)	5:45	2:52	31:23	L 90-73
<b>AKRON</b>	19 (12:44, 2nd)	1 (2:43, 2nd)	38:05	1:28	0:21	W 68-65
at Miami (OH)	6 (8:48, 2nd)	12 (8:19, 1st)	5:59	0:44	33:17	L 85-79
at Austin Peay	1 (8:18, 1st)	30 (5:26, 2nd)	0:30	2:17	36:56	L 95-68
<b>IUPUI</b>	13 (5:44, 2nd)	10 (16:04, 1st)	29:13	0:11	10:35	W 87-77
<b>SIENA HEIGHTS</b>	61 (0:42, 2nd)	1 (15:46, 1st)	39:29	0:20	0:11	W 106-45
at North Dakota	18 (18:23, 2nd)	None	38:55	1:05	0:00	W 84-73
at North Dakota State	4 (0:08, 2nd)	15 (13:55, 2nd)	8:11	5:03	31:43	W 90-87 OT
<b>SOUTH DAKOTA STATE</b>	26 (8:36, 2nd)	5 (16:53, 1st)	31:17	5:03	5:45	W 104-88
<b>ORAL ROBERTS</b>	29 (5:12, 2nd)	5 (17:45, 1st)	32:22	3:25	4:13	W 94-69
at South Dakota	10 (4:56, 1st)	16 (0:29, 2nd)	16:41	2:20	20:59	L 87-73
at Western Illinois	None	29 (0:33, 2nd)	0:00	0:33	39:27	L 87-58
<b>OMAHA</b>	17 (12:27, 2nd)	6 (0:05, OT)	28:26	6:47	9:42	L 85-79
<b>DENVER</b>	15 (2:46, 2nd)	11 (7:33, 1st)	29:34	2:38	7:48	W 91-81
<b>SOUTH DAKOTA</b>	43 (7:30, 2nd)	None	39:01	0:32	0:00	W 102-71
at Oral Roberts	15 (7:96, 2nd)	4 (17:39, 1st)	31:17	3:01	5:42	W 82-81
<b>WESTERN ILLINOIS</b>	19 (1:48, 2nd)	7 (18:10, 1st)	30:03	0:44	9:13	W 79-64
at Denver	20 (16:06, 2nd)	6 (13:13, 1st)	28:09	2:11	9:40	W 94-81
at Omaha	7 (01:57, 1st)	13 (6:13, 2nd)	15:18	6:58	17:38	L 74-71
at South Dakota State	9 (6:54, 1st)	9 (0:19, 2nd)	20:22	2:46	16:52	L 92-83
<b>NORTH DAKOTA</b>	12 (7:00, 1st)	17 (10:49, 2nd)	18:10	2:23	19:26	L 88-82
<b>NORTH DAKOTA STATE</b>	3 (19:34, 1st)	13 (7:39, 2nd)	4:38	0:59	34:10	L 69-66
Summit Quarterfinals						
Summit Semifinals						
Summit Championship						
<b>TOTALS</b>	<b>61</b>	<b>48</b>	<b>661:30</b>	<b>60:02</b>	<b>480:49</b>	

## WHY MASTODONS?

It all started about 10,000 years ago ...

That's when mastodons roamed the southern Great Lakes region of North America. These stocky versions of modern elephants reached heights of about ten feet at the shoulder, with tusks that curved upward that were six feet or more in length. Mastodons were browsers who fed mostly on leaves and twigs from small trees and shrubs.

One such mastodon found its final resting place about two miles south of Angola, Indiana, on land that would eventually become part of Orsie Routsong's farm. In the fall of 1968, Routsong decided to expand a small pond on his property. An excavator was hired and instructed to pile the excavated material around the edge of the pond. Several days after the excavation was finished a heavy rain storm pounded the piles of dirt.

The next day, a young neighbor boy of Routsong's discovered a large bone in one of the dirt piles. Routsong knew it was something out of the ordinary, so he called Jack Sunderman, chair of the IPFW Geology Department, to identify the bone, and to ask for advice on what to do with it. Sunderman says his first question was, "How big is the bone," with Routsong's answer being "pretty big, maybe 3 or 4 feet long."

When Sunderman got to the farm, he identified the bone as a leg bone of a mastodon. He told Routsong a skeleton like this would have scientific and instructional value if a large portion of it could be located. Routsong agreed, and also agreed to have the IPFW Geology Department do the excavation. Sunderman got two more faculty members, Geoffrey Matthews and Bernd Erdtmann, and several geology students to help in the project.

After all the mastodon bones were collected, cleaned, and preserved, Routsong agreed to have the adult mastodon

skeleton placed on permanent display at IPFW; the skull of a nearby baby mastodon is now on loan to Science Central.

In the spring of 1970, The Communicator (IPFW's student newspaper) began a drive to come up with a mascot for IPFW. Some of the suggested choices included the Boiler-Hoosiers, Warhawks, Marauders, Frontiersmen, Pioneers, Elfs, and Hobbits. Those names and others came from student suggestions. Steve Pettyjohn, who served as the student body president in 1968-69, wrote a letter to the editor about the school mascot. In his letter, Pettyjohn extolled the virtues of choosing the mastodon as IPFW's mascot: **"It sounds different, strange - that's exactly why. It's different and yes, even strange. For God's Sakes, let's have the courage to be a little different."**

In the meantime, former Indiana Congressman Mark Souder, who served as student body president in 1969-70, recalls being lobbied by the Geology Club to choose the mastodon.

According to Nusbaumer, "Souder appointed a committee in student government to select a name although he was lobbying hard for the mastodon." After some discussion on the subject, Souder says a vote was taken by the committee and the mastodon came out the winner. Souder finished his recollection with these thoughts: "History shows that the advocacy of the geology club was correct. The fast, decisive action of the elected student government—though it did not please everyone and was not a precedent that the University desired to see—has also been upheld by history as Fort Wayne regularly scores high in any list of unique university nicknames; even in this era when everybody strives to be different. We did it decades ago."

## MID-MAJOR TOP 25

School (1st-Place)	W-L	Pts	LW
1. Gonzaga (31)	29-2	775	1
2. Wofford	26-4	740	2
3. Buffalo	26-3	717	3
4. Belmont	25-4	668	4
5. Murray State	25-4	613	5
6. UC Irvine	25-5	600	6
7. New Mexico State	26-4	566	7
8. UNC Greensboro	26-5	541	8
9. South Dakota State	24-7	503	9
10. Hofstra	25-6	476	10
11. Lipscomb	23-6	464	11
12. Furman	24-6	434	12
13. Liberty	25-6	418	13
14. Vermont	23-6	363	15
15. ETSU	23-8	330	16
16. Sam Houston State	20-9	267	18
17. Montana	21-7	237	14
18. Toledo	23-6	202	21
19. Northeastern	20-10	187	22
20. Yale	19-6	178	17
21. Saint Mary's	20-11	144	19
22. Georgia Southern	20-10	89	NR
23. Texas State	22-7	73	20
24. Jacksonville State	23-8	63	NR
25. Drake	23-8	56	NR

(As of March 4)


## OTHERS RECEIVING VOTES

Stony Brook 48, Georgia State 44, Northern Kentucky 32, San Francisco 30, Bowling Green 28, Loyola Chicago 28, BYU 25, Harvard 24, Charleston 18, Grand Canyon 18, Wright State 14, Kent State 13, Utah Valley State 13, Radford 12, Iona 6, Norfolk State 6, Campbell 4, Northern Colorado 3, Abilene Christian 2, Central Michigan 2, Austin Peay 1, Colgate 1, Loyola Marymount 1.

**NOTE:** The CollegeInsider.com Mid-Major Top 25 is now in its 20th season of existence and is made up of teams from the following conferences: America East, Atlantic Sun, Big Sky, Big South, Big West, Colonial, Horizon, Independents, Ivy, Metro Atlantic, Mid-American, Mid-Eastern, Missouri Valley, Northeast, Ohio Valley, Patriot, Southern, Southland, Southwestern, Summit, Sun Belt, West Coast, Western Athletic.

## 1970 BALLOT

PRELIMINARY BALLOT	
For Team Name	
Pioneers ...	Mustangs ...
Beavers ...	Turtles ...
Mastodons ...	Chiefs ...
Frontiersmen ...	Elfs ...
Warhawks ...	Hobbits ...
Boiler-Hoosiers	
Other _____	
Number in order of preference; then cut out and drop in box in front of Cafeteria the week of December 14.	



**JARRED GODFREY** **1**  
 Freshman | 6-5 | 185  
 Atlanta, Ga.  
 Sandy Creek HS  
**GUARD**

CATEGORY	SEASON/CAREER HIGH
Minutes	27, at Cleveland State, 11/25/18
Points	23, vs. Earlham, 11/8/18
Rebounds	6, vs. Earlham, 11/8/18
Assists	6, at Cleveland State, 11/25/18
Steals	4, twice
Blocks	1, vs. Siena Heights, 12/20/18
FG Made	9, vs. Earlham, 11/8/18
FG Attempts	10, three times
3-PT Made	3, twice
3-PT Attempts	6, twice
FT Made	7, at UCLA, 11/6/18
FT Attempts	8, at UCLA, 11/6/18

## 2018-19 GAME-BY-GAME

Opponent	Date	gs	min	Total		3-Pointers		Free throws		Rebounds				pf	a	t/o	blk	stl	pts	avg
				fg-fga	pct	3fg-fga	pct	ft-fa	pct	off	def	tot	avg							
at UCLA	11/06/18		19	0-9	.000	0-6	.000	7-8	.875	1	1	2	2.0	1	0	1	0	1	7	7.0
EARLHAM	11/08/18		19	9-10	.900	2-2	1.000	3-5	.600	1	5	6	4.0	0	1	0	0	4	23	15.0
at Ohio State	11/11/18		19	1-7	.143	0-4	.000	1-2	.500	1	4	5	4.3	0	1	1	0	0	3	11.0
MANCHESTER	11/13/18		7	2-3	.667	0-1	.000	0-0	.000	0	1	1	3.5	0	0	0	0	1	4	9.3
at Dayton	11/16/18		7	1-1	1.000	1-1	1.000	0-0	.000	0	0	0	2.8	0	0	0	0	0	3	8.0
SOUTH CAROLINA STAT	11/20/18		18	3-3	1.000	0-0	.000	0-0	.000	0	1	1	2.5	1	1	1	0	0	6	7.7
SAMFORD	11/23/18		13	2-3	.667	0-1	.000	0-0	.000	0	0	0	2.1	0	3	1	0	0	4	7.1
at Cleveland State	11/25/18		27	1-9	.111	0-4	.000	2-2	1.000	1	3	4	2.4	2	6	1	0	4	4	6.8
at Eastern Illinois	11/28/18		20	6-10	.600	3-6	.500	1-1	1.000	1	2	3	2.4	1	0	2	0	0	16	7.8
UMKC	12/01/18		17	4-8	.500	2-5	.400	0-0	.000	0	0	0	2.2	0	2	1	0	1	10	8.0
AKRON	12/05/18	*	20	3-6	.500	1-4	.250	0-0	.000	0	4	4	2.4	0	1	0	0	1	7	7.9
at Miami (OH)	12/08/18	*	15	2-2	1.000	0-0	.000	0-1	.000	0	1	1	2.3	2	1	1	0	1	4	7.6
at Austin Peay	12/15/18	*	23	0-3	.000	0-2	.000	0-0	.000	0	5	5	2.5	1	0	1	0	0	0	7.0
IUPUI	12/18/18		16	3-4	.750	1-1	1.000	0-0	.000	0	3	3	2.5	0	0	0	0	1	7	7.0
SIENA HEIGHTS	12/20/18		19	5-10	.500	2-5	.400	2-3	.667	1	2	3	2.5	1	4	0	1	1	14	7.5
at North Dakota	12/29/18		11	1-3	.333	0-1	.000	0-0	.000	0	1	1	2.4	0	1	1	0	0	2	7.1
at North Dakota State	12/30/18		18	3-3	1.000	0-0	.000	0-0	.000	0	0	0	2.3	0	0	1	0	1	6	7.1
SOUTH DAKOTA STATE	01/03/19		14	1-3	.333	1-2	.500	0-0	.000	0	1	1	2.2	0	0	2	0	0	3	6.8
ORAL ROBERTS	01/10/19		16	3-5	.600	0-1	.000	4-6	.667	0	3	3	2.3	2	1	2	0	2	10	7.0
at South Dakota	01/13/19		10	0-0	.000	0-0	.000	0-0	.000	0	0	0	2.2	1	0	1	0	0	0	6.7
at Western Illinois	01/19/19		21	5-7	.714	0-1	.000	0-2	.000	0	0	0	2.0	0	0	1	0	1	10	6.8
OMAHA	01/24/19		14	3-5	.600	2-3	.667	1-1	1.000	1	0	1	2.0	0	0	0	0	0	9	6.9
DENVER	01/26/19		8	1-3	.333	0-1	.000	0-0	.000	0	0	0	1.9	0	0	1	0	1	2	6.7
SOUTH DAKOTA	01/30/19		14	2-7	.286	0-1	.000	4-4	1.000	2	1	3	2.0	1	0	0	0	0	8	6.8
at Oral Roberts	02/02/19		7	1-3	.333	0-1	.000	1-2	.500	0	1	1	1.9	0	2	0	0	0	3	6.6
WESTERN ILLINOIS	02/07/19		17	7-7	1.000	3-3	1.000	0-0	.000	0	2	2	1.9	0	2	0	1	1	17	7.0
at Denver	02/14/19		13	1-2	.500	0-0	.000	2-2	1.000	0	0	0	1.9	0	3	1	0	1	4	6.9
at Omaha	02/16/19		14	0-2	.000	0-2	.000	1-2	.500	0	1	1	1.8	1	1	1	0	1	1	6.7
at South Dakota State	02/21/19		12	1-3	.333	1-3	.333	0-0	.000	0	2	2	1.8	0	0	0	0	0	3	6.6
NORTH DAKOTA	02/28/19		22	5-9	.556	1-1	1.000	1-2	.500	0	1	1	1.8	0	3	1	0	0	12	6.7
NORTH DAKOTA STATE	03/02/19		19	3-6	.500	0-1	.000	4-4	1.000	0	2	2	1.8	3	1	2	1	1	10	6.8
Totals		3	489	79-156	.506	20-63	.317	34-47	.723	9	47	56	1.8	17	34	24	3	24	212	6.8

Games played: 31  
 Minutes/game: 15.8  
 Points/game: 6.8  
 FG Pct: 50.6  
 3FG Pct: 31.7  
 FT Pct: 72.3

Rebounds/game: 1.8  
 Assists/game: 1.1  
 Turnovers/game: 0.8  
 Assist/turnover ratio: 1.4  
 Steals/game: 0.8  
 Blocks/game: 0.1

## CAREER STATS

Season	gp-gs	min/avg	Total		3-Point		F-Throws		Rebounds				Scoring							
			fg-fga	pct	fg-fga	pct	ft-fa	pct	off	def	tot	avg	pf	fo	ast	to	blk	stl	pts	avg
2018-19	31-3	489/15.8	79-156	.506	20-63	.317	34-47	.723	9	47	56	1.8	17	0	34	24	3	24	212	6.8
TOTAL	31-3	489/15.8	79-156	.506	20-63	.317	34-47	.723	9	47	56	1.8	17	0	34	24	3	24	212	6.8



# DEE MONTGOMERY

# 10

Junior | 6-0 | 180  
Horn Lake, Miss.  
Horn Lake HS

**GUARD**

CATEGORY	SEASON/CAREER HIGH
Minutes	31, at North Dakota State, 12/30/18
Points	18, vs. Earlham, 11/8/18
Rebounds	6, vs. Akron, 12/5/18
Assists	4, twice
Steals	3, twice
Blocks	2, vs. Western Illinois, 2/7/09
FG Made	6, twice
FG Attempts	12, vs. Earlham, 11/8/18
3-PT Made	4, at North Dakota State, 12/30/18
3-PT Attempts	6, at North Dakota State, 12/30/18
FT Made	4, vs. Earlham, 11/8/18
FT Attempts	6, vs. Earlham, 11/8/18

## 2018-19 GAME-BY-GAME

Opponent	Date	gs	min	Total		3-Pointers		Free throws		Rebounds				pf	a	t/o	blk	stl	pts	avg	
				fg-fga	pct	3fg-fga	pct	ft-fa	pct	off	def	tot	avg								
at UCLA	11/06/18		16	1-4	.250	1-3	.333	0-2	.000	0	3	3	3.0	0	0	1	0	0	3	3.0	
EARLHAM	11/08/18		19	6-12	.500	2-5	.400	4-6	.667	3	0	3	3.0	1	3	2	0	3	18	10.5	
at Ohio State	11/11/18		10	1-2	.500	1-2	.500	2-2	1.000	0	0	0	2.0	1	0	0	0	0	5	8.7	
MANCHESTER	11/13/18		20	5-6	.833	2-3	.667	3-4	.750	1	2	3	2.3	5	4	1	0	2	15	10.3	
at Dayton	11/16/18		17	4-7	.571	1-2	.500	0-2	.000	0	1	1	2.0	3	0	1	0	3	9	10.0	
SOUTH CAROLINA STAT	11/20/18		14	0-2	.000	0-2	.000	0-2	.000	0	0	0	1.7	2	0	0	0	0	0	8.3	
SAMFORD	11/23/18		14	3-6	.500	2-4	.500	0-0	.000	1	1	2	1.7	4	0	2	0	1	8	8.3	
at Cleveland State	11/25/18		13	1-4	.250	0-2	.000	2-2	1.000	1	1	2	1.8	4	0	0	0	2	4	7.8	
at Eastern Illinois	11/28/18		22	4-7	.571	3-4	.750	0-0	.000	0	4	4	2.0	1	1	3	0	1	11	8.1	
UMKC	12/01/18		13	0-3	.000	0-2	.000	0-1	.000	0	2	2	2.0	1	1	3	0	0	0	7.3	
AKRON	12/05/18		20	2-6	.333	2-2	1.000	2-5	.400	1	5	6	2.4	1	0	2	0	1	8	7.4	
at Miami (OH)	12/08/18		18	3-7	.429	1-3	.333	2-2	1.000	0	4	4	2.5	1	2	1	0	0	9	7.5	
at Austin Peay	12/15/18		12	1-6	.167	1-5	.200	0-0	.000	0	0	0	2.3	5	2	0	0	0	3	7.2	
IUPUI	12/18/18	*	18	2-4	.500	1-2	.500	0-0	.000	0	1	1	2.2	3	3	2	0	0	5	7.0	
SIENA HEIGHTS	12/20/18	*	23	1-6	.167	0-4	.000	0-0	.000	0	4	4	2.3	0	2	0	1	2	2	6.7	
at North Dakota	12/29/18	*	24	4-5	.800	2-3	.667	0-0	.000	0	1	1	2.3	3	1	3	0	2	10	6.9	
at North Dakota State	12/30/18	*	31	6-8	.750	4-6	.667	0-0	.000	0	3	3	2.3	3	0	1	0	0	16	7.4	
SOUTH DAKOTA STATE	01/03/19	*	17	3-6	.500	1-3	.333	0-2	.000	0	1	1	2.2	2	1	0	0	1	7	7.4	
ORAL ROBERTS	01/10/19	*	24	4-7	.571	2-4	.500	2-2	1.000	0	0	0	2.1	0	1	1	0	1	12	7.6	
at South Dakota	01/13/19	*	18	0-3	.000	0-3	.000	2-2	1.000	0	2	2	2.1	4	1	1	0	0	2	7.4	
at Western Illinois	01/19/19	*	20	0-4	.000	0-2	.000	1-2	.500	1	0	1	2.0	1	0	0	0	1	1	7.0	
OMAHA	01/24/19	*	19	1-5	.200	1-4	.250	0-0	.000	0	0	0	2.0	2	0	1	1	1	3	6.9	
DENVER	01/26/19	*	17	1-5	.200	0-3	.000	1-2	.500	0	1	1	1.9	2	1	0	0	0	3	6.7	
SOUTH DAKOTA	01/30/19	*	25	4-10	.400	2-5	.400	2-2	1.000	0	3	3	2.0	3	4	1	1	1	12	6.9	
at Oral Roberts	02/02/19	*	18	4-6	.667	2-3	.667	0-0	.000	0	3	3	2.0	1	2	0	0	0	10	7.0	
WESTERN ILLINOIS	02/07/19	*	18	2-7	.286	0-2	.000	0-0	.000	0	1	1	2.0	0	1	0	2	0	4	6.9	
at Denver	02/14/19	*	18	4-8	.500	3-5	.600	2-4	.500	1	1	2	2.0	2	0	1	0	2	13	7.1	
at Omaha	02/16/19	*	17	1-4	.250	0-3	.000	0-0	.000	0	1	1	1.9	2	1	2	0	0	2	7.0	
at South Dakota State	02/21/19	*	10	1-7	.143	1-4	.250	0-0	.000	0	0	0	1.9	1	2	0	0	0	3	6.8	
NORTH DAKOTA	02/28/19	*	14	1-3	.333	1-2	.500	0-0	.000	0	0	0	1.8	1	0	0	0	0	3	6.7	
NORTH DAKOTA STATE	03/02/19	*	8	0-4	.000	0-3	.000	0-0	.000	0	2	2	1.8	2	0	0	0	0	0	6.5	
Totals			18	547	70-174	.402	36-100	.360	25-44	.568	9	47	56	1.8	61	33	29	5	24	201	6.5

Games played: 31  
Minutes/game: 17.6  
Points/game: 6.5  
FG Pct: 40.2  
3FG Pct: 36.0  
FT Pct: 56.8

Rebounds/game: 1.8  
Assists/game: 1.1  
Turnovers/game: 0.9  
Assist/turnover ratio: 1.1  
Steals/game: 0.8  
Blocks/game: 0.2

## CAREER STATS

Season	gp-gs	min/avg	Total		3-Point		F-Throws		Rebounds				Scoring							
			fg-fga	pct	fg-fga	pct	ft-fa	pct	off	def	tot	avg	pf	fo	ast	to	blk	stl	pts	avg
2018-19	31-18	547/17.6	70-174	.402	36-100	.360	25-44	.568	9	47	56	1.8	61	2	33	29	5	24	201	6.5
TOTAL	31-18	547/17.6	70-174	.402	36-100	.360	25-44	.568	9	47	56	1.8	61	2	33	29	5	24	201	6.5



**DYLAN CARL** **11**

RS Sophomore | 6-11 | 225  
Alma, Mich.  
Alma HS

**FORWARD**

SEASON HIGH	CATEGORY	CAREER HIGH
33, vs. South Carolina St., 11/20/18	Minutes	33, vs. South Carolina St., 11/20/18
14, vs UMKC, 12/1/18	Points	14, twice
10, twice	Rebounds	10, twice
6, vs. South Dakota State, 1/3/19	Assists	6, vs. South Dakota State, 1/3/19
5, vs. Oral Roberts, 1/10/19	Steals	5, vs. Oral Roberts, 1/10/19
3, twice	Blocks	3, five times
7, at Oral Roberts, 2/6/2019	FG Made	7, at Oral Roberts, 2/6/2019
11, twice	FG Attempts	11, twice
3, at Dayton, 11/16/18	3-PT Made	4, at Indiana, 12/18/17
6, at Dayton, 11/16/18	3-PT Attempts	6, at Dayton, 11/16/18
5, at Eastern Illinois, 11/28/18	FT Made	5, at Eastern Illinois, 11/28/18
10, at Eastern Illinois, 11/28/18	FT Attempts	10, at Eastern Illinois, 11/28/18

## 2018-19 GAME-BY-GAME


Opponent	Date	gs	min	Total		3-Pointers		Free throws		Rebounds				pf	a	t/o	blk	stl	pts	avg	
				fg-fga	pct	3fg-fga	pct	ft-fa	pct	off	def	tot	avg								
at UCLA	11/06/18	*	26	0-8	.000	0-4	.000	0-0	.000	0	4	4	4.0	3	2	0	1	2	0	0.0	
EARLHAM	11/08/18	*	21	1-3	.333	0-0	.000	0-2	.000	1	3	4	4.0	1	4	2	1	1	2	1.0	
at Ohio State	11/11/18	*	14	3-5	.600	2-3	.667	0-0	.000	1	1	2	3.3	5	0	3	0	0	8	3.3	
MANCHESTER	11/13/18	*	22	4-5	.800	0-0	.000	2-2	1.000	0	8	8	4.5	1	1	3	0	2	10	5.0	
at Dayton	11/16/18	*	27	4-9	.444	3-6	.500	0-0	.000	0	2	2	4.0	3	3	2	0	1	11	6.2	
SOUTH CAROLINA STAT	11/20/18	*	33	4-6	.667	0-0	.000	1-2	.500	1	6	7	4.5	0	0	1	3	0	9	6.7	
SAMFORD	11/23/18	*	21	0-2	.000	0-1	.000	0-0	.000	1	3	4	4.4	4	1	1	1	2	0	5.7	
at Cleveland State	11/25/18	*	17	3-6	.500	0-0	.000	2-4	.500	0	7	7	4.8	2	1	0	0	0	8	6.0	
at Eastern Illinois	11/28/18	*	25	2-4	.500	0-1	.000	0-0	.000	1	8	9	5.2	0	5	2	2	0	4	5.8	
UMKC	12/01/18	*	31	6-10	.600	1-2	.500	1-2	.500	2	3	5	5.2	0	1	2	2	1	14	6.6	
AKRON	12/05/18	*	28	3-4	.750	1-1	1.000	1-2	.500	0	4	4	5.1	3	1	5	1	0	8	6.7	
at Miami (OH)	12/08/18	*	29	2-4	.500	1-1	1.000	0-1	.000	0	1	1	4.8	1	0	3	0	2	5	6.6	
at Austin Peay	12/15/18	*	23	3-6	.500	0-1	.000	0-1	.000	3	2	5	4.8	4	0	0	1	0	6	6.5	
IUPUI	12/18/18	*	20	0-1	.000	0-1	.000	2-2	1.000	0	4	4	4.7	4	3	1	2	0	2	6.2	
SIENA HEIGHTS	12/20/18	*	22	3-4	.750	0-1	.000	0-0	.000	2	2	4	4.7	3	1	1	1	0	6	6.2	
at North Dakota	12/29/18	*	29	5-11	.455	0-3	.000	2-2	1.000	1	7	8	4.9	1	4	2	3	2	12	6.6	
at North Dakota State	12/30/18	*	25	2-5	.400	0-3	.000	0-0	.000	0	4	4	4.8	5	1	3	1	0	4	6.4	
SOUTH DAKOTA STATE	01/03/19	*	31	4-7	.571	2-5	.400	0-1	.000	2	5	7	4.9	2	6	6	1	0	10	6.6	
ORAL ROBERTS	01/10/19	*	28	1-4	.250	0-0	.000	0-0	.000	1	2	3	4.8	0	2	1	2	5	2	6.4	
at South Dakota	01/13/19	*	23	5-8	.625	1-3	.333	2-2	1.000	1	5	6	4.9	4	4	2	1	0	13	6.7	
at Western Illinois	01/19/19	*	28	2-8	.250	0-3	.000	2-2	1.000	0	3	3	4.8	2	2	1	1	1	6	6.7	
OMAHA	01/24/19	*	25	4-8	.500	0-2	.000	0-0	.000	2	8	10	5.0	3	1	2	1	0	8	6.7	
DENVER	01/26/19	*	20	2-4	.500	0-0	.000	0-0	.000	1	3	4	5.0	2	0	2	1	1	4	6.6	
SOUTH DAKOTA	01/30/19	*	25	3-4	.750	0-0	.000	2-3	.667	2	0	2	4.9	3	3	0	2	1	8	6.7	
at Oral Roberts	02/02/19	*	26	7-11	.636	0-1	.000	0-0	.000	4	1	5	4.9	2	2	3	0	0	14	7.0	
WESTERN ILLINOIS	02/07/19	*	30	1-2	.500	0-1	.000	1-2	.500	0	10	10	5.1	2	3	3	1	2	3	6.8	
at Denver	02/14/19	*	20	2-5	.400	0-1	.000	0-0	.000	2	4	6	5.1	4	0	1	1	1	4	6.7	
at Omaha	02/16/19	*	19	4-6	.667	0-0	.000	2-2	1.000	0	3	3	5.0	3	2	1	1	1	10	6.8	
at South Dakota State	02/21/19	*	30	3-6	.500	1-3	.333	0-0	.000	0	5	5	5.0	2	2	2	3	1	7	6.8	
NORTH DAKOTA	02/28/19	*	29	3-6	.500	2-4	.500	0-0	.000	1	3	4	5.0	1	3	0	1	0	8	6.9	
NORTH DAKOTA STATE	03/02/19	*	26	2-4	.500	0-2	.000	0-0	.000	1	3	4	5.0	0	2	1	0	2	4	6.8	
Totals			31	773	88-176	.500	14-53	.264	20-32	.625	30	124	154	5.0	70	60	57	35	28	210	6.8

Games played: 31  
Minutes/game: 24.9  
Points/game: 6.8  
FG Pct: 50.0  
3FG Pct: 26.4  
FT Pct: 62.5

Rebounds/game: 5.0  
Assists/game: 1.9  
Turnovers/game: 1.8  
Assist/turnover ratio: 1.1  
Steals/game: 0.9  
Blocks/game: 1.1

## CAREER STATS

Season	gp-gs	min/avg	Total		3-Point		F-Throws		Rebounds				Scoring							
			fg-fga	pct	fg-fga	pct	ft-fa	pct	off	def	tot	avg	pf	fo	ast	to	blk	stl	pts	avg
2017-18	32-0	465/14.5	57-131	.435	14-39	.359	17-33	.515	33	60	93	2.9	55	0	20	27	27	6	145	4.5
2018-19	31-31	773/24.9	88-176	.500	14-53	.264	20-32	.625	30	124	154	5.0	70	2	60	57	35	28	210	6.8
TOTAL	63-31	1238/19.7	145-307	.472	28-92	.304	37-65	.569	63	184	247	3.9	125	2	80	84	62	34	355	5.6



**MATT HOLBA** **13**  
 RS Junior | 6-7 | 225  
 Noblesville, Ind.  
 Guerin Catholic HS  
 Lehigh  
**FORWARD**

CATEGORY	SEASON/MASTODON HIGH
Minutes	35, at South Dakota State, 2/21/19
Points	23, vs. Denver, 1/26/19
Rebounds	9, at South Dakota State, 2/21/19
Assists	5, vs. Siena Heights, 12/20/18
Steals	2, twice
Blocks	2, three times
FG Made	7, twice
FG Attempts	14, twice
3-PT Made	6, twice
3-PT Attempts	11, twice
FT Made	5, vs. Denver, 1/26/19
FT Attempts	5, twice

## 2018-19 GAME-BY-GAME

Opponent	Date	gs	min	Total		3-Pointers		Free throws		Rebounds				pf	a	t/o	blk	stl	pts	avg	
				fg-fga	pct	3fg-fga	pct	ft-fta	pct	off	def	tot	avg								
at UCLA	11/06/18	*	28	4-9	.444	3-7	.429	1-3	.333	1	2	3	3.0	3	3	1	0	1	12	12.0	
EARLHAM	11/08/18	*	21	2-7	.286	0-5	.000	2-2	1.000	2	1	3	3.0	1	0	1	0	0	6	9.0	
at Ohio State	11/11/18	*	30	4-13	.308	1-7	.143	1-2	.500	2	2	4	3.3	3	1	2	0	0	10	9.3	
MANCHESTER	11/13/18	*	20	4-9	.444	2-6	.333	1-4	.250	1	3	4	3.5	0	2	0	2	0	11	9.8	
at Dayton	11/16/18	*	28	5-9	.556	1-5	.200	1-2	.500	0	5	5	3.8	2	1	2	1	0	12	10.2	
SOUTH CAROLINA STAT	11/20/18	*	26	5-8	.625	4-6	.667	4-4	1.000	2	3	5	4.0	1	0	1	0	0	18	11.5	
SAMFORD	11/23/18	*	28	3-10	.300	2-7	.286	0-1	.000	1	4	5	4.1	1	1	2	0	1	8	11.0	
at Cleveland State	11/25/18	*	26	7-11	.636	4-7	.571	3-5	.600	1	3	4	4.1	3	1	2	2	1	21	12.3	
at Eastern Illinois	11/28/18	*	19	5-6	.833	5-6	.833	0-0	.000	0	2	2	3.9	2	1	4	1	0	15	12.6	
UMKC	12/01/18	*	28	3-4	.750	2-3	.667	0-0	.000	1	7	8	4.3	1	3	1	1	0	8	12.1	
AKRON	12/05/18	*	28	0-4	.000	0-3	.000	2-2	1.000	0	0	0	3.9	2	1	2	0	0	2	11.2	
at Miami (OH)	12/08/18	*	27	2-4	.500	0-2	.000	0-0	.000	1	4	5	4.0	3	1	5	0	0	4	10.6	
at Austin Peay	12/15/18	*	24	1-4	.250	0-3	.000	1-1	1.000	3	1	4	4.0	2	3	3	1	0	3	10.0	
IUPUI	12/18/18	*	17	2-6	.333	0-2	.000	3-3	1.000	2	1	3	3.9	1	0	1	1	0	7	9.8	
SIENA HEIGHTS	12/20/18	*	22	4-9	.444	4-9	.444	3-3	1.000	1	4	5	4.0	0	2	0	0	2	15	10.1	
at North Dakota	12/29/18	*	22	5-5	1.000	3-3	1.000	0-0	.000	0	2	2	3.9	0	0	2	1	2	13	10.3	
at North Dakota State	12/30/18	*	24	2-7	.286	0-4	.000	1-2	.500	0	1	1	3.7	5	2	1	1	1	5	10.0	
SOUTH DAKOTA STATE	01/03/19	*	29	7-14	.500	5-11	.455	1-2	.500	0	5	5	3.8	1	1	0	0	1	20	10.6	
ORAL ROBERTS	01/10/19	*	21	3-8	.375	3-6	.500	2-2	1.000	0	3	3	3.7	2	2	0	0	1	11	10.6	
at South Dakota	01/13/19	*	23	1-4	.250	0-3	.000	1-2	.500	1	6	7	3.9	1	1	2	2	1	3	10.2	
at Western Illinois	01/19/19	*	20	3-6	.500	2-2	1.000	0-2	.000	1	0	1	3.8	0	0	1	0	0	8	10.1	
OMAHA	01/24/19	*	28	3-10	.300	2-7	.286	2-4	.500	1	3	4	3.8	4	3	2	1	0	10	10.1	
DENVER	01/26/19	*	31	6-7	.857	6-7	.857	5-5	1.000	0	7	7	3.9	0	1	1	0	0	23	10.7	
SOUTH DAKOTA	01/30/19	*	23	6-9	.667	4-7	.571	4-5	.800	0	5	5	4.0	2	2	1	0	1	20	11.0	
at Oral Roberts	02/02/19	*	25	5-8	.625	4-7	.571	0-0	.000	0	0	0	3.8	3	1	3	2	0	14	11.2	
WESTERN ILLINOIS	02/07/19	*	27	4-12	.333	3-7	.429	2-2	1.000	0	4	4	3.8	1	0	1	0	2	13	11.2	
at Denver	02/14/19	*	27	7-13	.538	6-11	.545	2-2	1.000	0	2	2	3.7	0	0	0	1	0	22	11.6	
at Omaha	02/16/19	*	31	6-11	.545	3-8	.375	2-3	.667	1	3	4	3.8	0	1	2	0	0	17	11.8	
at South Dakota State	02/21/19	*	35	6-14	.429	3-7	.429	0-0	.000	2	7	9	3.9	2	3	2	0	0	15	11.9	
NORTH DAKOTA	02/28/19	*	32	2-5	.400	1-2	.500	2-2	1.000	0	3	3	3.9	3	2	3	1	1	7	11.8	
NORTH DAKOTA STATE	03/02/19	*	31	5-12	.417	3-7	.429	0-0	.000	1	6	7	4.0	2	2	0	0	0	13	11.8	
Totals			31	801	122-258	.473	76-177	.429	46-65	.708	25	99	124	4.0	51	39	50	18	15	366	11.8

Games played: 31  
 Minutes/game: 25.8  
 Points/game: 11.8  
 FG Pct: 47.3  
 3FG Pct: 42.9  
 FT Pct: 70.8

Rebounds/game: 4.0  
 Assists/game: 1.3  
 Turnovers/game: 1.6  
 Assist/turnover ratio: 0.8  
 Steals/game: 0.5  
 Blocks/game: 0.6

## AT LEHIGH

- Played in 31 games with 16 starts in 2016-17 as a sophomore
- Scored 115 points with 124 rebounds in 2016-17

## MASTODON CAREER STATS

Season	gp-gs	min/avg	Total		3-Point		F-Throws		Rebounds				Scoring							
			fg-fga	pct	fg-fga	pct	ft-fta	pct	off	def	tot	avg	pf	fo	ast	to	blk	stl	pts	avg
2018-19	31-31	801/25.8	122-258	.473	76-177	.429	46-65	.708	25	99	124	4.0	51	1	39	50	18	15	366	11.8
TOTAL	31-31	801/25.8	122-258	.473	76-177	.429	46-65	.708	25	99	124	4.0	51	1	39	50	18	15	366	11.8



**JOSH INKUMSAH** **31**

Freshman | 6-7 | 265  
Barrie, Ontario  
London Basketball Academy

**FORWARD**

CATEGORY	SEASON/CAREER HIGH
Minutes	10, vs. Earlham, 11/8/18
Points	3, at Eastern Illinois, 11/28/18
Rebounds	5, vs. Earlham, 11/8/18
Assists	1, three times
Steals	1, vs. Manchester, 11/13/18
Blocks	2, vs. Earlham, 11/8/18
FG Made	1, at Eastern Illinois, 11/28/18
FG Attempts	3, at Eastern Illinois, 11/28/18
3-PT Made	-
3-PT Attempts	2, twice
FT Made	1, at Eastern Illinois, 11/28/18
FT Attempts	2, at Eastern Illinois, 11/28/18

## 2018-19 GAME-BY-GAME


Opponent	Date	gs	min	Total		3-Pointers		Free throws		Rebounds				pf	a	t/o	blk	stl	pts	avg
				fg-fga	pct	3fg-fga	pct	ft-fta	pct	off	def	tot	avg							
at UCLA	11/06/18	dnp		-	-	-	-	-	-	-	-	-	-	-	-	-	-	-	-	-
EARLHAM	11/08/18	10		0-1	.000	0-0	.000	0-0	.000	3	2	5	5.0	2	1	0	2	0	0	0.0
at Ohio State	11/11/18	3		0-1	.000	0-0	.000	0-0	.000	0	0	0	2.5	1	0	0	0	0	0	0.0
MANCHESTER	11/13/18	8		0-2	.000	0-2	.000	0-1	.000	1	1	2	2.3	4	1	3	1	1	0	0.0
SOUTH CAROLINA STAT	11/20/18	dnp		-	-	-	-	-	-	-	-	-	-	-	-	-	-	-	-	-
SAMFORD	11/23/18	4		0-0	.000	0-0	.000	0-0	.000	0	0	0	1.8	0	0	0	0	0	0	0.0
at Cleveland State	11/25/18	dnp		-	-	-	-	-	-	-	-	-	-	-	-	-	-	-	-	-
at Eastern Illinois	11/28/18	7		1-3	.333	0-2	.000	1-2	.500	1	1	2	1.8	1	1	0	0	0	3	0.6
UMKC	12/01/18	dnp		-	-	-	-	-	-	-	-	-	-	-	-	-	-	-	-	-
AKRON	12/05/18	dnp		-	-	-	-	-	-	-	-	-	-	-	-	-	-	-	-	-
at Austin Peay	12/15/18	dnp		-	-	-	-	-	-	-	-	-	-	-	-	-	-	-	-	-
IUPUI	12/18/18	dnp		-	-	-	-	-	-	-	-	-	-	-	-	-	-	-	-	-
SIENA HEIGHTS	12/20/18	dnp		-	-	-	-	-	-	-	-	-	-	-	-	-	-	-	-	-
at North Dakota	12/29/18	dnp		-	-	-	-	-	-	-	-	-	-	-	-	-	-	-	-	-
at North Dakota State	12/30/18	dnp		-	-	-	-	-	-	-	-	-	-	-	-	-	-	-	-	-
SOUTH DAKOTA STATE	01/03/19	dnp		-	-	-	-	-	-	-	-	-	-	-	-	-	-	-	-	-
ORAL ROBERTS	01/10/19	dnp		-	-	-	-	-	-	-	-	-	-	-	-	-	-	-	-	-
at South Dakota	01/13/19	dnp		-	-	-	-	-	-	-	-	-	-	-	-	-	-	-	-	-
at Western Illinois	01/19/19	dnp		-	-	-	-	-	-	-	-	-	-	-	-	-	-	-	-	-
OMAHA	01/24/19	dnp		-	-	-	-	-	-	-	-	-	-	-	-	-	-	-	-	-
DENVER	01/26/19	dnp		-	-	-	-	-	-	-	-	-	-	-	-	-	-	-	-	-
SOUTH DAKOTA	01/30/19	dnp		-	-	-	-	-	-	-	-	-	-	-	-	-	-	-	-	-
at Oral Roberts	02/02/19	dnp		-	-	-	-	-	-	-	-	-	-	-	-	-	-	-	-	-
WESTERN ILLINOIS	02/07/19	dnp		-	-	-	-	-	-	-	-	-	-	-	-	-	-	-	-	-
at Omaha	02/16/19	dnp		-	-	-	-	-	-	-	-	-	-	-	-	-	-	-	-	-
at South Dakota State	02/21/19	dnp		-	-	-	-	-	-	-	-	-	-	-	-	-	-	-	-	-
NORTH DAKOTA	02/28/19	dnp		-	-	-	-	-	-	-	-	-	-	-	-	-	-	-	-	-
NORTH DAKOTA STATE	03/02/19	dnp		-	-	-	-	-	-	-	-	-	-	-	-	-	-	-	-	-
Totals		0	32	1-7	.143	0-4	.000	1-3	.333	5	4	9	1.8	8	3	3	3	1	3	0.6

Games played: 5  
Minutes/game: 6.4  
Points/game: 0.6  
FG Pct: 14.3  
3FG Pct: 0.0  
FT Pct: 33.3

Rebounds/game: 1.8  
Assists/game: 0.6  
Turnovers/game: 0.6  
Assist/turnover ratio: 1.0  
Steals/game: 0.2  
Blocks/game: 0.6

## CAREER STATS

Season	gp-gs	min/avg	Total		3-Point		F-Throws		Rebounds				Scoring							
			fg-fga	pct	fg-fga	pct	ft-fta	pct	off	def	tot	avg	pf	fo	ast	to	blk	stl	pts	avg
2018-19	5-0	32/6.4	1-7	.143	0-4	.000	1-3	.333	5	4	9	1.8	8	0	3	3	3	1	3	0.6
TOTAL	5-0	32/6.4	1-7	.143	0-4	.000	1-3	.333	5	4	9	1.8	8	0	3	3	3	1	3	0.6



**32**  
**KASON HARRELL**  
 Senior | 6-2 | 192  
 Pittsburgh, Pa.  
 Hempfield HS  
**GUARD**

SEASON HIGH	CATEGORY	CAREER HIGH
39, vs. Omaha, 1/24/19	Minutes	39, vs. Omaha, 1/24/19
24, vs. Akron, 12/5/18	Points	28, at Indiana, 12/18/17
8, vs. South Dakota State, 1/3/19	Rebounds	8, twice
6, vs. Oral Roberts, 1/10/19	Assists	6, vs. Oral Roberts, 1/10/19
3, vs. Earlham, 11/8/18	Steals	5, vs. Western Illinois, 2/14/18
4, vs. South Carolina St., 11/20/18	Blocks	4, vs. South Carolina St., 11/20/18
10, at North Dakota, 12/29/18	FG Made	10, at North Dakota, 12/29/18
17, twice	FG Attempts	17, twice
5, vs. UMKC, 12/1/18	3-PT Made	6, four times
10, vs. Samford, 11/23/18	3-PT Attempts	14, at ETSU, 11/25/17
7, vs. IUPUI, 12/18/18	FT Made	7, vs. IUPUI, 12/18/18
10, vs. Akron, 12/5/18	FT Attempts	10, vs. Akron, 12/5/18

## 2018-19 GAME-BY-GAME

Opponent	Date	gs	min	Total		3-Pointers		Free throws		Rebounds				pf	a	t/o	blk	stl	pts	avg	
				fg-fga	pct	3fg-fga	pct	ft-fga	pct	off	def	tot	avg								
at UCLA	11/06/18	*	23	5-13	.385	1-6	.167	0-1	.000	0	1	1	1.0	4	0	1	0	1	11	11.0	
EARLHAM	11/08/18	*	23	5-8	.625	2-2	1.000	0-0	.000	2	2	4	2.5	1	2	2	1	3	12	11.5	
at Ohio State	11/11/18	*	31	5-12	.417	0-2	.000	3-3	1.000	1	3	4	3.0	1	1	2	0	1	13	12.0	
MANCHESTER	11/13/18	*	26	6-9	.667	3-4	.750	2-3	.667	0	4	4	3.3	1	2	1	1	3	17	13.3	
at Dayton	11/16/18	*	34	7-17	.412	4-9	.444	2-2	1.000	1	3	4	3.4	2	2	0	0	2	20	14.6	
SOUTH CAROLINA STAT	11/20/18	*	26	3-8	.375	1-4	.250	3-6	.500	0	2	2	3.2	3	1	2	4	1	10	13.8	
SAMFORD	11/23/18	*	36	4-13	.308	3-10	.300	3-3	1.000	0	1	1	2.9	1	5	2	2	1	14	13.9	
at Cleveland State	11/25/18	*	29	9-14	.643	0-1	.000	0-0	.000	0	0	0	2.5	3	2	2	0	2	18	14.4	
at Eastern Illinois	11/28/18	*	27	5-8	.625	3-4	.750	1-2	.500	0	5	5	2.8	1	4	1	0	1	14	14.3	
UMKC	12/01/18	*	32	7-10	.700	5-7	.714	2-2	1.000	3	2	5	3.0	1	0	5	2	0	21	15.0	
AKRON	12/05/18	*	32	8-14	.571	2-5	.400	6-10	.600	2	2	4	3.1	4	2	4	2	1	24	15.8	
at Miami (OH)	12/08/18	*	35	6-13	.462	2-5	.400	1-2	.500	0	4	4	3.2	4	2	1	2	2	15	15.8	
at Austin Peay	12/15/18	*	33	7-13	.538	2-4	.500	2-2	1.000	1	3	4	3.2	4	0	4	0	1	18	15.9	
IUPUI	12/18/18	*	33	6-11	.545	1-3	.333	7-8	.875	1	2	3	3.2	2	2	4	3	2	20	16.2	
SIENA HEIGHTS	12/20/18	*	26	6-13	.462	2-7	.286	2-3	.667	1	3	4	3.3	1	5	1	0	1	16	16.2	
at North Dakota	12/29/18	*	34	10-14	.714	2-3	.667	0-0	.000	0	4	4	3.3	4	2	1	0	0	22	16.6	
at North Dakota State	12/30/18	*	33	6-9	.667	1-2	.500	2-4	.500	2	2	4	3.4	2	3	0	1	0	15	16.5	
SOUTH DAKOTA STATE	01/03/19	*	36	9-12	.750	3-5	.600	2-2	1.000	0	8	8	3.6	2	1	1	0	0	23	16.8	
ORAL ROBERTS	01/10/19	*	31	9-17	.529	4-7	.571	0-0	.000	2	1	3	3.6	1	6	1	0	0	22	17.1	
at South Dakota	01/13/19	*	33	6-15	.400	1-5	.200	0-2	.000	2	2	4	3.6	2	0	1	0	0	13	16.9	
at Western Illinois	01/19/19	*	30	3-9	.333	0-2	.000	2-2	1.000	0	4	4	3.6	1	2	4	0	0	8	16.5	
OMAHA	01/24/19	*	39	7-14	.500	2-6	.333	0-0	.000	1	4	5	3.7	3	1	2	1	1	16	16.5	
DENVER	01/26/19	*	30	7-14	.500	1-4	.250	1-5	.200	0	3	3	3.7	1	1	0	1	0	16	16.4	
SOUTH DAKOTA	01/30/19	*	26	6-11	.545	3-6	.500	3-4	.750	0	2	2	3.6	3	2	2	1	0	18	16.5	
at Oral Roberts	02/02/19	*	32	2-10	.200	1-5	.200	1-2	.500	0	3	3	3.6	0	2	0	2	2	6	16.1	
WESTERN ILLINOIS	02/07/19	*	25	4-10	.400	1-4	.250	2-2	1.000	0	1	1	3.5	2	1	1	0	2	11	15.9	
at Denver	02/14/19	*	30	6-11	.545	3-5	.600	0-0	.000	0	3	3	3.4	2	1	1	0	2	15	15.9	
at Omaha	02/16/19	*	34	5-11	.455	2-7	.286	0-0	.000	0	4	4	3.5	0	2	1	0	0	12	15.7	
at South Dakota State	02/21/19	*	31	4-10	.400	0-1	.000	0-0	.000	2	3	5	3.5	3	1	1	0	1	8	15.4	
NORTH DAKOTA	02/28/19	*	22	3-10	.300	0-4	.000	3-5	.600	0	4	4	3.5	3	1	1	0	1	9	15.2	
NORTH DAKOTA STATE	03/02/19	*	32	4-11	.364	1-4	.250	2-2	1.000	0	1	1	3.5	1	1	0	1	1	11	15.1	
Totals			31	944	180-364	.495	56-143	.392	52-77	.675	21	86	107	3.5	63	57	49	24	32	468	15.1

Games played: 31  
 Minutes/game: 30.5  
 Points/game: 15.1  
 FG Pct: 49.5  
 3FG Pct: 39.2  
 FT Pct: 67.5

Rebounds/game: 3.5  
 Assists/game: 1.8  
 Turnovers/game: 1.6  
 Assist/turnover ratio: 1.2  
 Steals/game: 1.0  
 Blocks/game: 0.8

## CAREER AWARDS

- 2016-17 Summit League Academic Honor Roll

## CAREER STATS

## IN PROGRAM HISTORY

- Points: 8th (1,315)
- Made 3-PT FG: 4th (232)
- Blocks: 9th (64)
- Next: 7th 1,400 Ben Botts (2007-11)
- Next: 3rd 237 Ben Botts (2007-11)
- Next: 8th 65 Trey McCorkle (2008-12)

Season	gp-gs	min/avg	Total		3-Point		F-Throws		Rebounds				Scoring							
			fg-fga	pct	fg-fga	pct	ft-fga	pct	off	def	tot	avg	pf	fo	ast	to	blk	stl	pts	avg
2015-16	16-0	72/4.5	13-26	.500	9-14	.643	5-6	.833	2	7	9	0.6	8	0	3	4	1	1	40	2.5
2016-17	33-29	952/28.8	122-258	.473	78-178	.438	38-44	.864	23	86	109	3.3	66	0	56	42	22	32	360	10.9
2017-18	33-33	1015/30.8	160-365	.438	89-242	.368	38-46	.826	21	75	96	2.9	74	0	44	61	17	37	447	13.5
2018-19	31-31	944/30.5	180-364	.495	56-143	.392	52-77	.675	21	86	107	3.5	63	0	57	49	24	32	468	15.1
TOTAL	113-93	2983/26.4	475-1013	.469	232-577	.402	133-173	.769	67	254	321	2.8	211	0	160	156	64	102	1315	11.6



**MATT WEIR**

**33**

Sophomore | 6-1 | 180  
New Concord, Ohio.  
US Air Force Prep Academy

**GUARD**

SEASON HIGH	CATEGORY	CAREER HIGH
26, vs. Manchester, 11/13/18	Minutes	32, vs. Detroit Mercy, 11/28/17
22, vs. Manchester, 11/13/18	Points	22, vs. Manchester, 11/13/18
5, vs. Manchester, 11/13/18	Rebounds	5, vs. Manchester, 11/13/18
8, vs. Manchester, 11/13/18	Assists	8, vs. Manchester, 11/13/18
1, eight times	Steals	2, at UIC, 11/18/17
-	Blocks	-
8, vs. Manchester, 11/13/18	FG Made	8, vs. Manchester, 11/13/18
12, vs. Manchester, 11/13/18	FG Attempts	12, vs. Manchester, 11/13/18
5, at South Dakota, 1/13/19	3-PT Made	5, at South Dakota, 1/13/19
8, vs. Siena Heights, 12/20/18	3-PT Attempts	8, vs. Siena Heights, 12/20/18
5, twice	FT Made	5, three times
8, vs. South Carolina St., 11/20/18	FT Attempts	8, vs. South Carolina St., 11/20/18

## 2018-19 GAME-BY-GAME


Opponent	Date	gs	min	Total		3-Pointers		Free throws		Rebounds				pf	a	t/o	blk	stl	pts	avg	
				fg-fga	pct	3fg-fga	pct	ft-fta	pct	off	def	tot	avg								
at UCLA	11/06/18		12	2-4	.500	1-3	.333	0-0	.000	0	1	1	1.0	1	5	1	0	1	5	5.0	
EARLHAM	11/08/18		19	2-4	.500	1-2	.500	4-4	1.000	1	0	1	1.0	2	2	1	0	0	9	7.0	
at Ohio State	11/11/18		15	0-3	.000	0-2	.000	2-2	1.000	0	0	0	0.7	2	0	1	0	0	2	5.3	
MANCHESTER	11/13/18		26	8-12	.667	4-7	.571	2-2	1.000	0	5	5	1.8	0	8	4	0	0	22	9.5	
at Dayton	11/16/18		19	3-4	.750	1-1	1.000	2-3	.667	0	0	0	1.4	1	2	1	0	0	9	9.4	
SOUTH CAROLINA STAT	11/20/18		18	0-3	.000	0-3	.000	5-8	.625	0	1	1	1.3	1	3	2	0	1	5	8.7	
SAMFORD	11/23/18		15	2-4	.500	2-2	1.000	0-0	.000	1	0	1	1.3	1	2	2	0	1	6	8.3	
at Cleveland State	11/25/18		14	2-3	.667	1-2	.500	1-2	.500	0	0	0	1.1	1	0	1	0	1	6	8.0	
at Eastern Illinois	11/28/18		15	3-6	.500	3-4	.750	2-2	1.000	1	1	2	1.2	2	4	0	0	0	11	8.3	
UMKC	12/01/18		14	0-2	.000	0-2	.000	0-0	.000	0	1	1	1.2	0	2	2	0	0	0	7.5	
AKRON	12/05/18		15	0-0	.000	0-0	.000	0-0	.000	0	0	0	1.1	2	1	3	0	0	0	6.8	
at Miami (OH)	12/08/18		17	2-3	.667	1-2	.500	2-2	1.000	0	2	2	1.2	2	3	1	0	0	7	6.8	
at Austin Peay	12/15/18		18	2-5	.400	2-5	.400	4-4	1.000	0	0	0	1.1	1	1	0	0	1	10	7.1	
IUPUI	12/18/18		14	0-3	.000	0-3	.000	0-0	.000	0	3	3	1.2	0	1	2	0	1	0	6.6	
SIENA HEIGHTS	12/20/18		21	5-10	.500	4-8	.500	2-2	1.000	0	2	2	1.3	0	2	0	0	0	16	7.2	
at North Dakota	12/29/18		18	1-3	.333	0-2	.000	5-6	.833	0	2	2	1.3	1	3	2	0	0	7	7.2	
at North Dakota State	12/30/18		12	0-0	.000	0-0	.000	0-0	.000	0	0	0	1.2	1	1	1	0	0	0	6.8	
SOUTH DAKOTA STATE	01/03/19		9	1-2	.500	0-1	.000	1-1	1.000	0	0	0	1.2	1	0	0	0	0	3	6.6	
ORAL ROBERTS	01/10/19		15	2-2	1.000	1-1	1.000	0-0	.000	1	2	3	1.3	1	3	0	0	1	5	6.5	
at South Dakota	01/13/19		22	6-6	1.000	5-5	1.000	3-3	1.000	1	0	1	1.3	2	3	3	0	1	20	7.2	
at Western Illinois	01/19/19		14	2-5	.400	0-3	.000	1-1	1.000	0	0	0	1.2	0	1	0	0	0	5	7.0	
OMAHA	01/24/19		13	2-4	.500	2-4	.500	2-2	1.000	0	2	2	1.2	1	1	3	0	0	8	7.1	
DENVER	01/26/19		22	6-8	.750	3-3	1.000	0-0	.000	1	0	1	1.2	1	3	0	0	0	15	7.4	
SOUTH DAKOTA	01/30/19		22	2-4	.500	2-2	1.000	2-2	1.000	0	1	1	1.2	1	1	2	0	0	8	7.5	
at Oral Roberts	02/02/19		20	1-1	1.000	1-1	1.000	0-0	.000	0	3	3	1.3	0	0	0	0	0	3	7.3	
WESTERN ILLINOIS	02/07/19		16	2-6	.333	2-3	.667	2-2	1.000	1	0	1	1.3	0	2	0	0	0	8	7.3	
at Denver	02/14/19		12	0-2	.000	0-1	.000	0-0	.000	1	1	2	1.3	3	1	1	0	0	0	7.0	
at Omaha	02/16/19		16	1-4	.250	1-4	.250	2-2	1.000	0	4	4	1.4	2	0	0	0	0	5	7.0	
at South Dakota State	02/21/19		16	4-7	.571	1-3	.333	0-0	.000	0	0	0	1.3	1	3	1	0	0	9	7.0	
NORTH DAKOTA	02/28/19		16	4-4	1.000	2-2	1.000	2-2	1.000	0	0	0	1.3	0	1	1	0	0	12	7.2	
NORTH DAKOTA STATE	03/02/19		19	2-6	.333	1-3	.333	0-0	.000	0	1	1	1.3	2	1	1	0	0	5	7.1	
Totals			0	514	67-130	.515	41-84	.488	46-52	.885	8	32	40	1.3	33	60	36	0	8	221	7.1

Games played: 31  
Minutes/game: 16.6  
Points/game: 7.1  
FG Pct: 51.5  
3FG Pct: 48.8  
FT Pct: 88.5

Rebounds/game: 1.3  
Assists/game: 1.9  
Turnovers/game: 1.2  
Assist/turnover ratio: 1.7  
Steals/game: 0.3

## CAREER STATS

Season	gp-gs	min/avg	Total		3-Point		F-Throws		Rebounds				Scoring							
			fg-fga	pct	fg-fga	pct	ft-fta	pct	off	def	tot	avg	pf	fo	ast	to	blk	stl	pts	avg
2017-18	33-1	677/20.5	47-127	.370	34-85	.400	38-43	.884	4	42	46	1.4	38	1	89	42	0	13	166	5.0
2018-19	31-0	514/16.6	67-130	.515	41-84	.488	46-52	.885	8	32	40	1.3	33	0	60	36	0	8	221	7.1
TOTAL	64-1	1191/18.6	114-257	.444	75-169	.444	84-95	.884	12	74	86	1.3	71	1	149	78	0	21	387	6.0



**34**  
**CAMERON BENFORD**  
 Sophomore | 6-8 | 240  
 Seattle, Wash.  
 Franklin HS  
 Hillcrest Academy  
**FORWARD**

SEASON HIGH	CATEGORY	CAREER HIGH
20, three times	Minutes	20, three times
11, vs. Manchester, 11/13/18	Points	11, vs. Manchester, 11/13/18
8, at Cleveland State, 11/25/18	Rebounds	9, vs. Concordia (Mich.), 12/30/17
3, at Cleveland State, 11/25/18	Assists	3, at Cleveland State, 11/25/18
2, three times	Steals	2, five times
2, three times	Blocks	2, three times
5, vs. Manchester, 11/13/18	FG Made	5, vs. Manchester, 11/13/18
6, three times	FG Attempts	6, three times
-	3-PT Made	-
1, at Cleveland State, 11/25/18	3-PT Attempts	1, at Cleveland State, 11/25/18
2, twice	FT Made	2, three times
4, at Ohio State, 11/11/18	FT Attempts	4, at Ohio State, 11/11/18

## 2018-19 GAME-BY-GAME


Opponent	Date	gs	min	Total		3-Pointers		Free throws		Rebounds				pf	a	t/o	blk	stl	pts	avg
				fg-fga	pct	3fg-fga	pct	ft-fta	pct	off	def	tot	avg							
at UCLA	11/06/18		12	1-1	1.000	0-0	.000	0-1	.000	1	1	2	2.0	2	0	0	0	0	2	2.0
EARLHAM	11/08/18		13	3-6	.500	0-0	.000	2-2	1.000	2	1	3	2.5	4	0	0	0	2	8	5.0
at Ohio State	11/11/18		18	1-2	.500	0-0	.000	2-4	.500	1	1	2	2.3	2	0	0	0	0	4	4.7
MANCHESTER	11/13/18		14	5-6	.833	0-0	.000	1-1	1.000	4	2	6	3.3	0	2	0	1	1	11	6.3
at Dayton	11/16/18		6	0-0	.000	0-0	.000	0-0	.000	0	1	1	2.8	4	0	0	0	0	0	5.0
SOUTH CAROLINA STAT	11/20/18		7	0-0	.000	0-0	.000	0-1	.000	1	0	1	2.5	3	0	0	1	0	0	4.2
SAMFORD	11/23/18		12	0-2	.000	0-0	.000	0-0	.000	3	0	3	2.6	2	0	0	0	1	0	3.6
at Cleveland State	11/25/18		20	2-6	.333	0-1	.000	1-2	.500	4	4	8	3.3	1	3	0	2	1	5	3.8
at Eastern Illinois	11/28/18		8	0-2	.000	0-0	.000	0-0	.000	3	3	6	3.6	1	0	0	0	2	0	3.3
UMKC	12/01/18		9	1-3	.333	0-0	.000	1-2	.500	2	0	2	3.4	0	0	0	0	0	3	3.3
AKRON	12/05/18		6	0-0	.000	0-0	.000	1-2	.500	0	4	4	3.5	2	0	0	0	0	1	3.1
at Miami (OH)	12/08/18		8	1-1	1.000	0-0	.000	0-0	.000	2	1	3	3.4	1	0	0	1	0	2	3.0
at Austin Peay	12/15/18		12	1-1	1.000	0-0	.000	0-0	.000	0	0	0	3.2	1	0	2	1	0	2	2.9
IUPUI	12/18/18		16	1-1	1.000	0-0	.000	1-2	.500	0	4	4	3.2	3	0	0	1	0	3	2.9
SIENA HEIGHTS	12/20/18		8	0-0	.000	0-0	.000	0-0	.000	0	3	3	3.2	5	1	1	1	1	0	2.7
at North Dakota	12/29/18		7	0-0	.000	0-0	.000	0-0	.000	0	2	2	3.1	2	0	2	1	1	0	2.6
at North Dakota State	12/30/18		18	2-5	.400	0-0	.000	0-0	.000	3	1	4	3.2	2	0	0	0	0	4	2.6
SOUTH DAKOTA STATE	01/03/19		7	0-0	.000	0-0	.000	0-0	.000	1	0	1	3.1	3	0	0	0	0	0	2.5
ORAL ROBERTS	01/10/19		12	2-4	.500	0-0	.000	1-1	1.000	1	0	1	2.9	4	0	0	0	0	5	2.6
at South Dakota	01/13/19		6	0-0	.000	0-0	.000	0-0	.000	1	1	2	2.9	2	0	1	0	0	0	2.5
at Western Illinois	01/19/19		12	0-1	.000	0-0	.000	0-0	.000	1	3	4	3.0	0	0	1	0	0	0	2.4
OMAHA	01/24/19		15	1-5	.200	0-0	.000	0-1	.000	3	4	7	3.1	3	1	0	1	0	2	2.4
DENVER	01/26/19		20	2-3	.667	0-0	.000	0-0	.000	2	1	3	3.1	2	1	0	2	1	4	2.4
SOUTH DAKOTA	01/30/19		14	1-2	.500	0-0	.000	0-0	.000	1	6	7	3.3	3	0	0	1	2	2	2.4
at Oral Roberts	02/02/19		14	0-2	.000	0-0	.000	0-0	.000	1	1	2	3.2	0	0	1	0	0	0	2.3
WESTERN ILLINOIS	02/07/19		10	0-3	.000	0-0	.000	0-0	.000	4	1	5	3.3	3	0	0	2	1	0	2.2
at Denver	02/14/19		20	2-3	.667	0-0	.000	0-0	.000	2	4	6	3.4	3	0	0	1	1	4	2.3
at Omaha	02/16/19		14	0-1	.000	0-0	.000	0-0	.000	0	4	4	3.4	3	0	0	0	0	0	2.2
at South Dakota State	02/21/19		9	1-4	.250	0-0	.000	0-0	.000	1	1	2	3.4	3	0	0	0	0	2	2.2
NORTH DAKOTA	02/28/19		11	1-2	.500	0-0	.000	0-0	.000	1	2	3	3.4	1	0	0	1	0	2	2.2
NORTH DAKOTA STATE	03/02/19		8	0-0	.000	0-0	.000	0-0	.000	0	0	0	3.3	3	0	3	0	1	0	2.1
Totals		0	366	28-66	.424	0-1	.000	10-19	.526	45	56	101	3.3	68	8	11	17	15	66	2.1

Games played: 31  
 Minutes/game: 11.8  
 Points/game: 2.1  
 FG Pct: 42.4  
 3FG Pct: 0.0  
 FT Pct: 52.6

Rebounds/game: 3.3  
 Assists/game: 0.3  
 Turnovers/game: 0.4  
 Assist/turnover ratio: 0.7  
 Steals/game: 0.5  
 Blocks/game: 0.5

## CAREER STATS

Season	gp-gs	min/avg	Total		3-Point		F-Throws		Rebounds				Scoring							
			fg-fga	pct	fg-fga	pct	ft-fta	pct	off	def	tot	avg	pf	fo	ast	to	blk	stl	pts	avg
2017-18	25-0	157/6.3	10-24	.417	0-0	.000	4-7	.571	20	30	50	2.0	43	1	5	9	3	4	24	1.0
2018-19	31-0	366/11.8	28-66	.424	0-1	.000	10-19	.526	45	56	101	3.3	68	1	8	11	17	15	66	2.1
TOTAL	56-0	523/9.3	38-90	.422	0-1	.000	14-26	.538	65	86	151	2.7	111	2	13	20	20	19	90	1.6



# RYLEN GRUNDY 35

Freshman | 6-5 | 200  
South Bedn, Ind.  
Riley HS

**FORWARD**

CATEGORY	SEASON/CAREER HIGH
Minutes	8, vs. Siena Heights, 12/20/18
Points	3, vs. Earlham, 11/8/18
Rebounds	3, vs. Earlham, 11/8/18
Assists	1, twice
Steals	1, vs. Siena Heights, 12/20/18
Blocks	1, vs. Earlham, 11/8/18
FG Made	1, three times
FG Attempts	3, three times
3-PT Made	-
3-PT Attempts	1, three times
FT Made	1, vs. Earlham, 11/8/18
FT Attempts	3, vs. Earlham, 11/8/18

## 2018-19 GAME-BY-GAME

Opponent	Date	gs	min	Total		3-Pointers		Free throws		Rebounds				pf	a	t/o	blk	stl	pts	avg	
				fg-fga	pct	3fg-fga	pct	ft-fta	pct	off	def	tot	avg								
at UCLA	11/06/18		dnp	-	-	-	-	-	-	-	-	-	-	-	-	-	-	-	-	-	
EARLHAM	11/08/18		5	1-2	.500	0-1	.000	1-3	.333	1	2	3	3.0	0	1	1	1	0	3	3.0	
at Ohio State	11/11/18		2	0-0	.000	0-0	.000	0-0	.000	0	0	0	1.5	0	0	0	0	0	0	1.5	
MANCHESTER	11/13/18		6	1-2	.500	0-1	.000	0-0	.000	0	0	0	1.0	1	0	0	0	0	2	1.7	
SOUTH CAROLINA STAT	11/20/18		dnp	-	-	-	-	-	-	-	-	-	-	-	-	-	-	-	-	-	
SAMFORD	11/23/18		dnp	-	-	-	-	-	-	-	-	-	-	-	-	-	-	-	-	-	
at Cleveland State	11/25/18		dnp	-	-	-	-	-	-	-	-	-	-	-	-	-	-	-	-	-	
at Eastern Illinois	11/28/18		1	0-0	.000	0-0	.000	0-0	.000	0	0	0	0.8	2	0	1	0	0	0	1.3	
UMKC	12/01/18		dnp	-	-	-	-	-	-	-	-	-	-	-	-	-	-	-	-	-	
AKRON	12/05/18		dnp	-	-	-	-	-	-	-	-	-	-	-	-	-	-	-	-	-	
at Austin Peay	12/15/18		dnp	-	-	-	-	-	-	-	-	-	-	-	-	-	-	-	-	-	
IUPUI	12/18/18		dnp	-	-	-	-	-	-	-	-	-	-	-	-	-	-	-	-	-	
SIENA HEIGHTS	12/20/18		8	0-2	.000	0-0	.000	0-0	.000	1	1	2	1.0	0	1	0	0	1	0	1.0	
at North Dakota	12/29/18		dnp	-	-	-	-	-	-	-	-	-	-	-	-	-	-	-	-	-	
at North Dakota State	12/30/18		dnp	-	-	-	-	-	-	-	-	-	-	-	-	-	-	-	-	-	
SOUTH DAKOTA STATE	01/03/19		dnp	-	-	-	-	-	-	-	-	-	-	-	-	-	-	-	-	-	
ORAL ROBERTS	01/10/19		3	0-0	.000	0-0	.000	0-0	.000	0	0	0	0.8	1	1	1	0	0	0	0.8	
at South Dakota	01/13/19		dnp	-	-	-	-	-	-	-	-	-	-	-	-	-	-	-	-	-	
at Western Illinois	01/19/19		dnp	-	-	-	-	-	-	-	-	-	-	-	-	-	-	-	-	-	
OMAHA	01/24/19		3	1-2	.500	0-1	.000	0-0	.000	0	1	1	0.9	0	0	0	0	0	2	1.0	
DENVER	01/26/19		dnp	-	-	-	-	-	-	-	-	-	-	-	-	-	-	-	-	-	
SOUTH DAKOTA	01/30/19		2	0-0	.000	0-0	.000	0-0	.000	0	2	2	1.0	1	0	1	0	0	0	0.9	
at Oral Roberts	02/02/19		dnp	-	-	-	-	-	-	-	-	-	-	-	-	-	-	-	-	-	
WESTERN ILLINOIS	02/07/19		dnp	-	-	-	-	-	-	-	-	-	-	-	-	-	-	-	-	-	
at Omaha	02/16/19		dnp	-	-	-	-	-	-	-	-	-	-	-	-	-	-	-	-	-	
at South Dakota State	02/21/19		dnp	-	-	-	-	-	-	-	-	-	-	-	-	-	-	-	-	-	
NORTH DAKOTA	02/28/19		dnp	-	-	-	-	-	-	-	-	-	-	-	-	-	-	-	-	-	
NORTH DAKOTA STATE	03/02/19		dnp	-	-	-	-	-	-	-	-	-	-	-	-	-	-	-	-	-	
<b>Totals</b>			0	30	3-8	.375	0-3	.000	1-3	.333	2	6	8	1.0	5	3	4	1	1	7	0.9

Games played: 8  
Minutes/game: 3.8  
Points/game: 0.9  
FG Pct: 37.5  
3FG Pct: 0.0  
FT Pct: 33.3

Rebounds/game: 1.0  
Assists/game: 0.4  
Turnovers/game: 0.5  
Assist/turnover ratio: 0.8  
Steals/game: 0.1  
Blocks/game: 0.1

## CAREER STATS

Season	gp-gs	min/avg	Total		3-Point		F-Throws		Rebounds				Scoring							
			fg-fga	pct	fg-fga	pct	ft-fta	pct	off	def	tot	avg	pf	fo	ast	to	blk	stl	pts	avg
2018-19	8-0	30/3.8	3-8	.375	0-3	.000	1-3	.333	2	6	8	1.0	5	0	3	4	1	1	7	0.9
<b>TOTAL</b>	<b>8-0</b>	<b>30/3.8</b>	<b>3-8</b>	<b>.375</b>	<b>0-3</b>	<b>.000</b>	<b>1-3</b>	<b>.333</b>	<b>2</b>	<b>6</b>	<b>8</b>	<b>1.0</b>	<b>5</b>	<b>0</b>	<b>3</b>	<b>4</b>	<b>1</b>	<b>1</b>	<b>7</b>	<b>0.9</b>



**41**  
**MARCUS DEBERRY**  
 RS Junior | 6-5 | 195  
 Union City, Tenn.  
 Union City HS  
 Northern Arizona  
**GUARD**

CATEGORY	SEASON/MASTODON HIGH
Minutes	28, four times
Points	17, vs. Siena Heights, 12/20/18
Rebounds	7, vs. Earlham, 11/8/18
Assists	4, at Dayton, 11/16/18
Steals	3, at Cleveland State, 11/25/18
Blocks	1, five times
FG Made	5, five times
FG Attempts	12, vs. Manchester, 11/13/18
3-PT Made	4, twice
3-PT Attempts	9, vs. Manchester, 11/13/18
FT Made	4, vs. IUPUI 12/18/18
FT Attempts	5, vs. IUPUI 12/18/18

## 2018-19 GAME-BY-GAME

Opponent	Date	gs	min	Total		3-Pointers		Free throws		Rebounds				pf	a	t/o	blk	stl	pts	avg	
				fg-fga	pct	3fg-fga	pct	ft-fa	pct	off	def	tot	avg								
at UCLA	11/06/18	*	27	2-5	.400	2-5	.400	0-0	.000	0	3	3	3.0	0	1	1	0	0	6	6.0	
EARLHAM	11/08/18	*	24	5-9	.556	4-6	.667	0-0	.000	2	5	7	5.0	0	2	0	0	0	14	10.0	
at Ohio State	11/11/18	*	21	1-5	.200	1-3	.333	0-0	.000	0	2	2	4.0	2	0	3	0	0	3	7.7	
MANCHESTER	11/13/18	*	26	3-12	.250	1-9	.111	0-0	.000	0	1	1	3.3	0	3	0	0	2	7	7.5	
at Dayton	11/16/18	*	24	2-6	.333	1-2	.500	0-0	.000	0	1	1	2.8	0	4	0	0	0	5	7.0	
SOUTH CAROLINA STAT	11/20/18	*	19	2-6	.333	1-3	.333	1-2	.500	0	1	1	2.5	0	1	1	0	1	6	6.8	
SAMFORD	11/23/18	*	21	1-6	.167	0-5	.000	0-0	.000	1	2	3	2.6	0	1	2	0	2	2	6.1	
at Cleveland State	11/25/18	*	27	2-4	.500	1-2	.500	0-0	.000	0	7	7	3.1	0	1	2	0	3	5	6.0	
at Eastern Illinois	11/28/18	*	28	4-11	.364	3-8	.375	3-3	1.000	2	3	5	3.3	1	0	2	1	1	14	6.9	
UMKC	12/01/18	*	18	0-3	.000	0-1	.000	0-0	.000	0	1	1	3.1	1	1	2	0	0	0	6.2	
AKRON	12/05/18		18	2-7	.286	1-3	.333	0-0	.000	1	3	4	3.2	1	0	0	1	0	5	6.1	
at Miami (OH)	12/08/18		16	2-4	.500	1-2	.500	0-0	.000	0	2	2	3.1	1	0	1	0	0	5	6.0	
at Austin Peay	12/15/18		20	1-6	.167	0-4	.000	0-0	.000	0	1	1	2.9	2	1	0	1	1	2	5.7	
IUPUI	12/18/18		28	5-9	.556	3-7	.429	0-0	.000	0	2	2	2.9	0	0	3	0	2	13	6.2	
SIENA HEIGHTS	12/20/18		21	5-9	.556	4-7	.571	3-3	1.000	0	2	2	2.8	2	2	0	0	1	17	6.9	
at North Dakota	12/29/18		21	0-6	.000	0-5	.000	0-0	.000	1	3	4	2.9	2	0	1	0	1	0	6.5	
at North Dakota State	12/30/18		24	1-4	.250	0-3	.000	0-0	.000	0	4	4	2.9	2	1	0	0	1	2	6.2	
SOUTH DAKOTA STATE	01/03/19		23	5-10	.500	3-8	.375	2-2	1.000	1	2	3	2.9	2	1	0	0	1	15	6.7	
ORAL ROBERTS	01/10/19		19	2-6	.333	2-5	.400	0-0	.000	0	0	0	2.8	1	1	0	0	1	6	6.7	
at South Dakota	01/13/19		28	4-9	.444	1-5	.200	0-0	.000	0	4	4	2.9	0	0	1	0	1	9	6.8	
at Western Illinois	01/19/19		20	3-7	.429	2-4	.500	0-0	.000	0	2	2	2.8	0	0	0	1	0	8	6.9	
OMAHA	01/24/19		28	2-5	.400	2-5	.400	0-0	.000	0	2	2	2.8	1	1	1	0	1	6	6.8	
DENVER	01/26/19		18	3-9	.333	1-3	.333	2-2	1.000	2	1	3	2.8	0	1	0	0	0	9	6.9	
SOUTH DAKOTA	01/30/19		21	2-8	.250	1-5	.200	0-0	.000	1	3	4	2.8	3	2	0	0	0	5	6.8	
at Oral Roberts	02/02/19		22	2-5	.400	2-5	.400	0-0	.000	0	1	1	2.8	1	2	1	0	0	6	6.8	
WESTERN ILLINOIS	02/07/19		20	5-8	.625	3-4	.750	0-0	.000	1	3	4	2.8	2	2	0	2	0	13	7.0	
at Denver	02/14/19		24	1-6	.167	1-6	.167	0-0	.000	0	5	5	2.9	1	2	0	0	0	3	6.9	
at Omaha	02/16/19		19	2-7	.286	0-4	.000	0-0	.000	2	3	5	3.0	1	2	1	0	0	4	6.8	
at South Dakota State	02/21/19		20	3-6	.500	3-5	.600	0-0	.000	2	2	4	3.0	1	1	1	0	0	9	6.9	
NORTH DAKOTA	02/28/19		19	1-4	.250	0-2	.000	0-0	.000	0	4	4	3.0	0	1	0	1	0	2	6.7	
NORTH DAKOTA STATE	03/02/19		23	2-4	.500	2-3	.667	0-0	.000	0	1	1	3.0	1	1	0	0	1	6	6.7	
Totals			10	687	75-206	.364	46-139	.331	11-12	.917	16	76	92	3.0	28	35	23	7	20	207	6.7

Games played: 31  
 Minutes/game: 22.2  
 Points/game: 6.7  
 FG Pct: 36.4  
 3FG Pct: 33.1  
 FT Pct: 91.7

Rebounds/game: 3.0  
 Assists/game: 1.1  
 Turnovers/game: 0.7  
 Assist/turnover ratio: 1.5  
 Steals/game: 0.6  
 Blocks/game: 0.2

## AT NORTHERN ARIZONA

- Started 55-of-62 games
- Scored 577 total points (227 as a freshman and 330 as a sophomore)
- Made 112 3-pointers
- Averaged 10.3 points, 4.0 rebounds and 2.9 assists as a sophomore in 2016-17
- Averaged 7.6 points and 2.8 rebounds per game as a freshman in 2015-16

## MASTODON CAREER STATS

Season	gp-gs	min/avg	Total		3-Point		F-Throws		Rebounds				Scoring							
			fg-fga	pct	fg-fga	pct	ft-fa	pct	off	def	tot	avg	pf	fo	ast	to	blk	stl	pts	avg
2018-19	31-10	687/22.2	75-206	.364	46-139	.331	11-12	.917	16	76	92	3.0	28	0	35	23	7	20	207	6.7
TOTAL	31-10	687/22.2	75-206	.364	46-139	.331	11-12	.917	16	76	92	3.0	28	0	35	23	7	20	207	6.7



# JOHN KONCHAR

# 55

RS Senior | 6-5 | 210  
West Chicago, Ill.  
West Chicago HS

GUARD

SEASON HIGH	CATEGORY	CAREER HIGH
41, vs. Omaha, 1/24/19	Minutes	45, twice
38, at North Dakota State, 12/30/18	Points	38, at North Dakota State, 12/30/18
15, vs. North Dakota State, 3/7/19	Rebounds	19, vs. NDSU, 1/21/16
14, at Denver, 2/14/19	Assists	14, at Denver, 2/14/19
5, at Oral Roberts, 2/2/19	Steals	7, twice
4, vs. North Dakota State, 3/7/19	Blocks	5, vs. Western Illinois, 2/14/18
11, twice	FG Made	13, at Omaha, 1/4/17
19, vs. North Dakota, 2/28/19	FG Attempts	22, at SDSU, 1/30/18
4, vs. Siena Heights, 12/20/18	3-PT Made	5, twice
8, vs. North Dakota, 2/28/19	3-PT Attempts	12, at SDSU, 1/30/18
10, at Denver, 2/14/19	FT Made	10, at Denver, 2/14/19
14, vs. UMKC, 12/1/18	FT Attempts	14, vs. UMKC, 12/1/18

## 2018-19 GAME-BY-GAME

Opponent	Date	gs	min	Total		3-Pointers		Free Throws		Rebounds				pf	a	t/o	blk	stl	pts	avg	
				fg-fga	pct	3fg-fga	pct	ft-fa	pct	off	def	tot	avg								
at UCLA	11/06/18	*	37	11-18	.611	1-3	.333	2-2	1.000	3	5	8	8.0	3	6	6	0	0	25	25.0	
EARLHAM	11/08/18	*	26	7-11	.636	2-3	.667	1-5	.200	1	6	7	7.5	0	6	0	1	0	17	21.0	
at Ohio State	11/11/18	*	37	6-15	.400	1-4	.250	0-2	.000	4	5	9	8.0	4	3	3	0	2	13	18.3	
MANCHESTER	11/13/18	*	25	5-7	.714	2-2	1.000	0-2	.000	6	3	9	8.3	1	3	1	0	2	12	16.8	
at Dayton	11/16/18	*	38	5-8	.625	1-3	.333	0-4	.000	1	6	7	8.0	3	8	3	0	1	11	15.6	
SOUTH CAROLINA STAT	11/20/18	*	39	6-9	.667	1-3	.333	5-10	.500	0	9	9	8.2	5	2	6	0	2	18	16.0	
SAMFORD	11/23/18	*	36	8-16	.500	2-5	.400	6-7	.857	6	3	9	8.3	2	2	3	2	2	24	17.1	
at Cleveland State	11/25/18	*	27	5-13	.385	0-3	.000	1-5	.200	4	2	6	8.0	4	6	2	0	1	11	16.4	
at Eastern Illinois	11/28/18	*	28	7-9	.778	1-2	.500	1-3	.333	5	6	11	8.3	2	8	2	1	2	16	16.3	
UMKC	12/01/18	*	38	4-10	.400	0-2	.000	9-14	.643	3	9	12	8.7	2	8	1	0	1	17	16.4	
AKRON	12/05/18	*	33	5-8	.625	0-0	.000	3-3	1.000	2	9	11	8.9	4	4	4	1	3	13	16.1	
at Miami (OH)	12/08/18	*	35	10-18	.556	0-3	.000	8-9	.889	7	7	14	9.3	4	2	4	2	2	28	17.1	
at Austin Peay	12/15/18	*	35	10-17	.588	3-6	.500	1-2	.500	2	6	8	9.2	3	2	6	0	1	24	17.6	
IUPUI	12/18/18	*	38	10-14	.714	2-6	.333	8-9	.889	2	8	10	9.3	3	4	2	2	2	30	18.5	
SIENA HEIGHTS	12/20/18	*	30	8-10	.800	4-5	.800	0-0	.000	1	9	10	9.3	0	7	0	0	0	20	18.6	
at North Dakota	12/29/18	*	34	4-12	.333	1-4	.250	9-10	.900	1	12	13	9.6	2	5	2	1	1	18	18.6	
at North Dakota State	12/30/18	*	40	14-24	.583	5-10	.500	5-8	.625	1	7	8	9.5	1	4	3	0	2	38	19.7	
SOUTH DAKOTA STATE	01/03/19	*	34	6-9	.667	2-4	.500	9-11	.818	2	6	8	9.4	2	8	5	0	0	23	19.9	
ORAL ROBERTS	01/10/19	*	31	8-12	.667	3-6	.500	2-3	.667	3	5	8	9.3	0	5	0	1	4	21	19.9	
at South Dakota	01/13/19	*	37	4-11	.364	1-4	.250	4-6	.667	1	5	6	9.2	4	6	5	2	4	13	19.6	
at Western Illinois	01/19/19	*	35	5-12	.417	0-3	.000	2-2	1.000	3	5	8	9.1	1	3	3	2	4	12	19.2	
OMAHA	01/24/19	*	41	5-11	.455	0-4	.000	5-5	1.000	0	4	4	8.9	1	9	2	1	0	15	19.0	
DENVER	01/26/19	*	34	5-12	.417	1-4	.250	4-4	1.000	1	2	3	8.6	4	6	1	0	3	15	18.9	
SOUTH DAKOTA	01/30/19	*	28	9-12	.750	1-1	1.000	2-3	.667	1	9	10	8.7	2	5	0	0	1	21	19.0	
at Oral Roberts	02/02/19	*	36	9-14	.643	0-2	.000	8-8	1.000	2	3	5	8.5	0	7	4	0	5	26	19.2	
WESTERN ILLINOIS	02/07/19	*	37	3-10	.300	0-4	.000	4-6	.667	1	6	7	8.5	1	6	2	1	4	10	18.9	
at Denver	02/14/19	*	36	8-15	.533	3-4	.750	10-11	.909	2	5	7	8.4	2	14	1	2	3	29	19.3	
at Omaha	02/16/19	*	36	7-11	.636	3-5	.600	3-5	.600	1	5	6	8.3	0	5	1	2	0	20	19.3	
at South Dakota State	02/21/19	*	37	9-17	.529	4-9	.444	5-8	.625	1	8	9	8.3	2	6	2	2	2	27	19.6	
NORTH DAKOTA	02/28/19	*	35	11-19	.579	3-8	.375	2-2	1.000	1	7	8	8.3	2	3	4	2	4	27	19.8	
NORTH DAKOTA STATE	03/02/19	*	34	7-15	.467	0-3	.000	3-3	1.000	3	12	15	8.5	2	2	4	4	2	17	19.7	
Totals			31	1067	221-399	.554	47-125	.376	122-172	.709	71	194	265	8.5	66	165	82	29	60	611	19.7

Games played: 31  
Minutes/game: 34.4  
Points/game: 19.7  
FG Pct: 55.4  
3FG Pct: 37.6  
FT Pct: 70.9

Rebounds/game: 8.5  
Assists/game: 5.3  
Turnovers/game: 2.6  
Assist/turnover ratio: 2.0  
Steals/game: 1.9  
Blocks/game: 0.9

## CAREER AWARDS

- 2015-16, 2016-17, 2017-18 All-Summit League First Team
- 2017-18 Summit League All-Tournament Team
- 2015-16 Summit League All-Newcomer Team
- Eight-time Summit League Player of the Week
- 2018 (December) Summit League Male Athlete of the Month
- 2016-17, 2017-18 NABC All-District Second Team

## CAREER STATS

Season	gp-gs	min/avg	Total		3-Point		F-Throws		Rebounds				Scoring							
			fg-fga	pct	fg-fga	pct	ft-fa	pct	off	def	tot	avg	pf	fo	ast	to	blk	stl	pts	avg
2015-16	34-34	1211/35.6	163-279	.584	29-66	.439	86-119	.723	91	222	313	9.2	81	2	92	51	9	71	441	13.0
2016-17	33-33	1153/34.9	188-295	.637	45-87	.517	71-103	.689	79	209	288	8.7	61	0	126	51	15	55	492	14.9
2017-18	33-32	1180/35.8	177-367	.482	66-172	.384	70-108	.648	66	201	267	8.1	61	1	157	54	23	81	490	14.8
2018-19	31-31	1067/34.4	221-399	.554	47-125	.376	122-172	.709	71	194	265	8.5	66	1	165	82	29	60	611	19.7
TOTAL	131-130	4611/35.2	749-1340	.559	187-450	.416	349-502	.695	307	826	1133	8.6	269	4	540	238	76	267	2034	15.5

## IN PROGRAM HISTORY

- Rebounds: 1st (1,133)
  - Rebounding average: 1st (8.6)
  - Made FG: 1st (749)
  - Points: 1st (2,034)
  - Steals: 2nd (267)
  - Assists: 2nd (540)
  - Made FT: 3rd (349)
  - Made 3-PT FG: 6th (187)
- Next: 1st, 324 Lawrence Jordan (1985-86, 87-90)  
Next: 1st, 913 Lawrence Jordan (1985-86, 87-90)  
Next: 2nd, 500 Frank Gaines (2008-13)  
Next: 5th, 210 DeWitt Scott (2005-08)

**2018-19 Purdue Fort Wayne Basketball**  
**Purdue Fort Wayne Combined Team Statistics (as of Mar 02, 2019)**  
**All games**

<b>RECORD:</b>	<b>OVERALL</b>	<b>HOME</b>	<b>AWAY</b>	<b>NEUTRAL</b>
ALL GAMES	17-14	11-5	6-9	0-0
CONFERENCE	9-7	5-3	4-4	0-0
NON-CONFERENCE	8-7	6-2	2-5	0-0

#	Player	gp-gs	min	Total		3-Point		F-Throw		Rebounds					pts	avg								
				fg-fga	fg%	3fg-fga	3fg%	ft-fa	ft%	off	def	tot	avg	pf			dq	a	to	blk	stl			
55	John Konchar	31-31	1067	34.4	221-399	.554	47-125	.376	122-172	.709	71	194	265	8.5	66	1	165	82	29	60	611	19.7		
32	Kason Harrell	31-31	944	30.5	180-364	.495	56-143	.392	52-77	.675	21	86	107	3.5	63	0	57	49	24	32	468	15.1		
13	Matt Holba	31-31	801	25.8	122-258	.473	76-177	.429	46-65	.708	25	99	124	4.0	51	1	39	50	18	15	366	11.8		
33	Matt Weir	31-0	514	16.6	67-130	.515	41-84	.488	46-52	.885	8	32	40	1.3	33	0	60	36	0	8	221	7.1		
01	Jarred Godfrey	31-3	489	15.8	79-156	.506	20-63	.317	34-47	.723	9	47	56	1.8	17	0	34	24	3	24	212	6.8		
11	Dylan Carl	31-31	773	24.9	88-176	.500	14-53	.264	20-32	.625	30	124	154	5.0	70	2	60	57	35	28	210	6.8		
41	Marcus DeBerry	31-10	687	22.2	75-206	.364	46-139	.331	11-12	.917	16	76	92	3.0	28	0	35	23	7	20	207	6.7		
10	Dee Montgomery	31-18	547	17.6	70-174	.402	36-100	.360	25-44	.568	9	47	56	1.8	61	2	33	29	5	24	201	6.5		
34	Cameron Benford	31-0	366	11.8	28-66	.424	0-1	.000	10-19	.526	45	56	101	3.3	68	1	8	11	17	15	66	2.1		
35	Rylen Grundy	8-0	30	3.8	3-8	.375	0-3	.000	1-3	.333	2	6	8	1.0	5	0	3	4	1	1	7	0.9		
31	Josh Inkumsah	5-0	32	6.4	1-7	.143	0-4	.000	1-3	.333	5	4	9	1.8	8	0	3	3	3	1	3	0.6		
Team											25	34	59											
Total.....		31	6250		934-1944	.480	336-892	.377	368-526	.700	266	805	1071	34.5	470	7	497	371	142	228	2572	83.0		
Opponents.....		31	6250		902-1966	.459	285-760	.375	336-475	.707	311	806	1117	36.0	478	-	419	412	92	172	2425	78.2		

<b>TEAM STATISTICS</b>	<b>PFW</b>	<b>OPP</b>	<b>Date</b>	<b>Opponent</b>	<b>Score</b>	<b>Att.</b>
SCORING	2572	2425	11/06/18	at UCLA	L 71-96	5931
Points per game	83.0	78.2	11/08/18	EARLHAM	w 112-51	819
Scoring margin	+4.7	-	11/11/18	at Ohio State	L 61-107	12040
FIELD GOALS-ATT	934-1944	902-1966	11/13/18	MANCHESTER	w 111-65	1338
Field goal pct	.480	.459	11/16/18	at Dayton	L 80-91	13004
3 POINT FG-ATT	336-892	285-760	11/20/18	SOUTH CAROLINA STATE	w 72-68	1330
3-point FG pct	.377	.375	11/23/18	SAMFORD	L 66-74	1275
3-pt FG made per game	10.8	9.2	11/25/18	at Cleveland State	w 82-79	777
FREE THROWS-ATT	368-526	336-475	11/28/18	at Eastern Illinois	w 104-60	1016
Free throw pct	.700	.707	12/01/18	UMKC	L 73-90	1389
F-Throws made per game	11.9	10.8	12/05/18	AKRON	w 68-65	1274
REBOUNDS	1071	1117	12/08/18	at Miami (OH)	L 79-85	1451
Rebounds per game	34.5	36.0	12/15/18	at Austin Peay	L 68-95	1344
Rebounding margin	-1.5	-	12/18/18	IUPUI	w 87-77	1984
ASSISTS	497	419	12/20/18	SIENA HEIGHTS	w 106-45	1797
Assists per game	16.0	13.5	* 12/29/18	at North Dakota	w 84-73	1442
TURNOVERS	371	412	* 12/30/18	at North Dakota State	Wot 90-87	2043
Turnovers per game	12.0	13.3	* 01/03/19	SOUTH DAKOTA STATE	w 104-88	1803
Turnover margin	+1.3	-	* 01/10/19	ORAL ROBERTS	w 94-69	1538
Assist/turnover ratio	1.3	1.0	* 01/13/19	at South Dakota	L 73-87	1800
STEALS	228	172	* 01/19/19	at Western Illinois	L 58-87	496
Steals per game	7.4	5.5	* 01/24/19	OMAHA	Lot 79-85	1125
BLOCKS	142	92	* 01/26/19	DENVER	w 91-81	1839
Blocks per game	4.6	3.0	* 01/30/19	SOUTH DAKOTA	w 102-71	539
ATTENDANCE	21906	50576	* 02/02/19	at Oral Roberts	w 82-81	2251
Home games-Avg/Game	16-1369	15-3372	* 02/07/19	WESTERN ILLINOIS	w 79-64	1908
Neutral site-Avg/Game	-	0-0	* 02/14/19	at Denver	w 94-81	872
			* 02/16/19	at Omaha	L 71-74	3678
			* 02/21/19	at South Dakota State	L 83-92	2431
			* 02/28/19	NORTH DAKOTA	L 82-88	943
			* 03/02/19	NORTH DAKOTA STATE	L 66-69	1005

\* - Conference game

**2018-19 Purdue Fort Wayne Basketball**  
**Purdue Fort Wayne Combined Team Statistics (as of Mar 02, 2019)**  
**Conference games only**

<b>RECORD:</b>	<b>OVERALL</b>	<b>HOME</b>	<b>AWAY</b>	<b>NEUTRAL</b>
ALL GAMES	9-7	5-3	4-4	0-0
CONFERENCE	9-7	5-3	4-4	0-0
NON-CONFERENCE	0-0	0-0	0-0	0-0

#	Player	gp-gs	min	Total		3-Point		F-Throw		Rebounds					pf	dq	a	to	blk	stl	pts	avg	
				fg-fga	fg%	3fg-fga	3fg%	ft-fa	ft%	off	def	tot	avg										
55	John Konchar	16-16	565	35.3	114-216	.528	27-75	.360	77-95	.811	24	101	125	7.8	26	0	94	39	20	39	332	20.8	
32	Kason Harrell	16-16	498	31.1	91-188	.484	25-70	.357	18-30	.600	9	49	58	3.6	30	0	27	17	7	10	225	14.1	
13	Matt Holba	16-16	429	26.8	71-145	.490	48-99	.485	24-33	.727	7	57	64	4.0	26	1	19	23	9	10	214	13.4	
11	Dylan Carl	16-16	414	25.9	50-99	.505	6-31	.194	11-14	.786	18	66	84	5.3	36	1	37	31	20	17	117	7.3	
33	Matt Weir	16-0	262	16.4	36-64	.563	21-38	.553	20-21	.952	5	16	21	1.3	17	0	24	15	0	2	113	7.1	
41	Marcus DeBerry	16-0	349	21.8	38-104	.365	23-72	.319	4-4	1.000	10	40	50	3.1	18	0	18	6	4	7	103	6.4	
10	Dee Montgomery	16-16	298	18.6	36-92	.391	19-55	.345	10-16	.625	2	19	21	1.3	29	0	15	11	4	9	101	6.3	
01	Jarred Godfrey	16-0	230	14.4	37-68	.544	8-21	.381	18-25	.720	3	15	18	1.1	8	0	14	14	2	9	100	6.3	
34	Cameron Benford	16-0	197	12.3	12-35	.343	0-0	.000	1-2	.500	22	31	53	3.3	37	0	2	8	9	7	25	1.6	
35	Rylen Grundy	3-0	8	2.7	1-2	.500	0-1	.000	0-0	.000	0	3	3	1.0	2	0	1	2	0	0	2	0.7	
Team											17	18	35										
Total.....		16	3250		486-1013	.480	177-462	.383	183-240	.763	117	415	532	33.2	229	2	251	169	75	110	1332	83.2	
Opponents.....		16	3250		480-1023	.469	152-403	.377	165-222	.743	152	427	579	36.2	220	-	213	203	56	87	1277	79.8	

<b>TEAM STATISTICS</b>	<b>PFW</b>	<b>OPP</b>	<b>Date</b>	<b>Opponent</b>	<b>Score</b>	<b>Att.</b>
SCORING	1332	1277	* 12/29/18	at North Dakota	w 84-73	1442
Points per game	83.2	79.8	* 12/30/18	at North Dakota State	Wot 90-87	2043
Scoring margin	+3.4	-	* 01/03/19	SOUTH DAKOTA STATE	w 104-88	1803
FIELD GOALS-ATT	486-1013	480-1023	* 01/10/19	ORAL ROBERTS	w 94-69	1538
Field goal pct	.480	.469	* 01/13/19	at South Dakota	L 73-87	1800
3 POINT FG-ATT	177-462	152-403	* 01/19/19	at Western Illinois	L 58-87	496
3-point FG pct	.383	.377	* 01/24/19	OMAHA	Lot 79-85	1125
3-pt FG made per game	11.1	9.5	* 01/26/19	DENVER	w 91-81	1839
FREE THROWS-ATT	183-240	165-222	* 01/30/19	SOUTH DAKOTA	w 102-71	539
Free throw pct	.763	.743	* 02/02/19	at Oral Roberts	w 82-81	2251
F-Throws made per game	11.4	10.3	* 02/07/19	WESTERN ILLINOIS	w 79-64	1908
REBOUNDS	532	579	* 02/14/19	at Denver	w 94-81	872
Rebounds per game	33.2	36.2	* 02/16/19	at Omaha	L 71-74	3678
Rebounding margin	-2.9	-	* 02/21/19	at South Dakota State	L 83-92	2431
ASSISTS	251	213	* 02/28/19	NORTH DAKOTA	L 82-88	943
Assists per game	15.7	13.3	* 03/02/19	NORTH DAKOTA STATE	L 66-69	1005
TURNOVERS	169	203	* - Conference game			
Turnovers per game	10.6	12.7				
Turnover margin	+2.1	-				
Assist/turnover ratio	1.5	1.0				
STEALS	110	87				
Steals per game	6.9	5.4				
BLOCKS	75	56				
Blocks per game	4.7	3.5				
ATTENDANCE	10700	15013				
Home games-Avg/Game	8-1338	8-1877				
Neutral site-Avg/Game	-	0-0				

<b>Score by Periods</b>	<b>1st</b>	<b>2nd</b>	<b>OT</b>	<b>Totals</b>
Purdue Fort Wayne	658	653	21	1332
Opponents	589	664	24	1277

**Official Basketball Box Score -- Game Totals -- Final Statistics**  
**Purdue Fort Wayne vs South Dakota**  
**01/13/19 1 p.m. at Vermillion, S.D. (Sports Center)**

**Purdue Fort Wayne 73 • 12-8, 4-1**

##	Player		Total			3-Ptr			Rebounds			PF	TP	A	TO	Blk	Stl	Min
			FG-FGA	FG-FGA	FT-FTA	FG-FGA	FG-FGA	FT-FTA	Off	Def	Tot							
11	Dylan Carl	f	5-8	1-3	2-2	1	5	6	4	13	4	2	1	0			23	
13	Matt Holba	f	1-4	0-3	1-2	1	6	7	1	3	1	2	2	1			23	
10	Dee Montgomery	g	0-3	0-3	2-2	0	2	2	4	2	1	1	0	0			18	
32	Kason Harrell	g	6-15	1-5	0-2	2	2	4	2	13	0	1	0	0			33	
55	John Konchar	g	4-11	1-4	4-6	1	5	6	4	13	6	5	2	4			37	
01	Jarred Godfrey		0-0	0-0	0-0	0	0	0	1	0	0	1	0	0			10	
33	Matt Weir		6-6	5-5	3-3	1	0	1	2	20	3	3	0	1			22	
34	Cameron Benford		0-0	0-0	0-0	1	1	2	2	0	0	1	0	0			6	
41	Marcus DeBerry		4-9	1-5	0-0	0	4	4	0	9	0	1	0	1			28	
Team						0	1	1										
Totals			26-56	9-28	12-17	7	26	33	20	73	15	17	5	7			200	

FG % 1st Half: 15-26 57.7% 2nd half: 11-30 36.7% Game: 26-56 46.4%  
 3FG % 1st Half: 5-12 41.7% 2nd half: 4-16 25.0% Game: 9-28 32.1%  
 FT % 1st Half: 7-12 58.3% 2nd half: 5-5 100.0 Game: 12-17 70.6%

Deadball  
Rebounds  
2

**South Dakota 87 • 8-9, 2-2**

##	Player		Total			3-Ptr			Rebounds			PF	TP	A	TO	Blk	Stl	Min
			FG-FGA	FG-FGA	FT-FTA	FG-FGA	FG-FGA	FT-FTA	Off	Def	Tot							
13	Matt Johns	f	4-4	1-1	1-3	1	2	3	1	10	0	1	1	1			27	
00	Stanley Umude	g	11-18	0-3	4-7	0	7	7	2	26	4	1	0	1			40	
03	Triston Simpson	g	4-11	1-2	10-10	1	2	3	2	19	4	5	1	3			40	
10	Cody Kelley	g	3-7	1-3	0-0	0	3	3	2	7	0	2	0	2			30	
22	Tyler Peterson	g	5-12	0-3	4-4	2	8	10	3	14	3	1	0	3			37	
20	Brandon Armstrong		4-5	2-3	0-0	0	2	2	0	10	1	0	0	0			22	
24	Nathan Robinson		0-0	0-0	1-2	0	0	0	2	1	0	0	0	0			3	
31	Dan Jech		0-0	0-0	0-0	1	0	1	0	0	0	0	0	0			1	
Team						0	1	1										
Totals			31-57	5-15	20-26	5	25	30	12	87	12	10	2	10			200	

FG % 1st Half: 14-30 46.7% 2nd half: 17-27 63.0% Game: 31-57 54.4%  
 3FG % 1st Half: 5-11 45.5% 2nd half: 0-4 0.0% Game: 5-15 33.3%  
 FT % 1st Half: 4-7 57.1% 2nd half: 16-19 84.2% Game: 20-26 76.9%

Deadball  
Rebounds  
1,1

Officials: Kelly Pfeifer, Chris Beaver, Tim Stewart  
 Technical fouls: Purdue Fort Wayne-None. South Dakota-None.  
 Attendance: 1800

Score by periods	1st	2nd	Total
Purdue Fort Wayne	42	31	<b>73</b>
South Dakota	37	50	<b>87</b>

	In	Off	2nd	Fast	
Points	Paint	T/O	Chance	Break	Bench
PFW	30	8	11	6	29
USD	48	17	6	10	11

Last FG - PFW 2nd-04:26, USD 2nd-00:29.  
 Largest lead - PFW by 10 1st-04:56, USD by 16 2nd-00:29.  
 PFW led for 16:41. USD led for 20:59. Game was tied for 02:20.

Score tied - 2 times.  
 Lead changed - 4 times.

**Official Basketball Box Score -- Game Totals -- Final Statistics**  
**South Dakota vs Purdue Fort Wayne**  
**01/30/19 7:05 p.m. at Fort Wayne, Ind. (Gates Sports Center)**

**South Dakota 71 • 9-13, 3-6 SL**

##	Player	*	Total			3-Ptr			Rebounds			PF	TP	A	TO	Blk	Stl	Min
			FG-FGA	FG-FGA	FT-FTA	FG-FGA	FG-FGA	FT-FTA	Off	Def	Tot							
00	Stanley Umude	*	10-16	1-2	11-13	2	4	6	3	32	1	2	1	3			33	
03	Triston Simpson	*	3-10	1-4	7-8	1	6	7	3	14	5	1	0	0			34	
10	Cody Kelley	*	2-5	1-3	2-2	0	2	2	3	7	0	2	0	0			29	
12	Trey Burch-Manning	*	3-11	0-4	0-0	0	4	4	3	6	1	3	0	0			30	
22	Tyler Peterson	*	2-8	0-3	0-0	2	3	5	3	4	3	2	1	0			35	
01	Caleb Cline		0-0	0-0	0-0	0	0	0	0	0	0	0	0	0			2	
13	Matt Johns		0-3	0-1	0-0	0	2	2	3	0	0	1	0	0			12	
24	Nathan Robinson		2-7	0-2	2-2	0	1	1	1	6	1	1	0	0			21	
33	Logan Power		1-2	0-0	0-0	0	1	1	1	2	0	0	0	0			4	
Team						2	1	3										
Totals			23-62	3-19	22-25	7	24	31	20	71	11	12	2	3			200	

FG % 1st Half: 12-35 34.3% 2nd half: 11-27 40.7% Game: 23-62 37.1%  
 3FG % 1st Half: 2-11 18.2% 2nd half: 1-8 12.5% Game: 3-19 15.8%  
 FT % 1st Half: 7-7 100.0 2nd half: 15-18 83.3% Game: 22-25 88.0%

Deadball  
Rebounds  
2,1

**Purdue Fort Wayne 102 • 14-10, 6-3 SL**

##	Player	*	Total			3-Ptr			Rebounds			PF	TP	A	TO	Blk	Stl	Min
			FG-FGA	FG-FGA	FT-FTA	FG-FGA	FG-FGA	FT-FTA	Off	Def	Tot							
10	Dee Montgomery	*	4-10	2-5	2-2	0	3	3	3	12	4	1	1	1			25	
11	Dylan Carl	*	3-4	0-0	2-3	2	0	2	3	8	3	0	2	1			25	
13	Matt Holba	*	6-9	4-7	4-5	0	5	5	2	20	2	1	0	1			23	
32	Kason Harrell	*	6-11	3-6	3-4	0	2	2	3	18	2	2	1	0			26	
55	John Konchar	*	9-12	1-1	2-3	1	9	10	2	21	5	0	0	1			28	
01	Jarred Godfrey		2-7	0-1	4-4	2	1	3	1	8	0	0	0	0			14	
33	Matt Weir		2-4	2-2	2-2	0	1	1	1	8	1	2	0	0			22	
34	Cameron Benford		1-2	0-0	0-0	1	6	7	3	2	0	0	1	2			14	
35	Rylen Grundy		0-0	0-0	0-0	0	2	2	1	0	0	1	0	0			2	
41	Marcus DeBerry		2-8	1-5	0-0	1	3	4	3	5	2	0	0	0			21	
Team						1	0	1										
Totals			35-67	13-27	19-23	8	32	40	22	102	19	7	5	6			200	

FG % 1st Half: 19-37 51.4% 2nd half: 16-30 53.3% Game: 35-67 52.2%  
 3FG % 1st Half: 8-18 44.4% 2nd half: 5-9 55.6% Game: 13-27 48.1%  
 FT % 1st Half: 9-12 75.0% 2nd half: 10-11 90.9% Game: 19-23 82.6%

Deadball  
Rebounds  
3,1

Officials: Bryan Anslinger, Scott Siville, Steve McJunkins  
 Technical fouls: South Dakota-None. Purdue Fort Wayne-Cameron Benford.  
 Attendance: 539

Score by periods	1st	2nd	Total
South Dakota	33	38	<b>71</b>
Purdue Fort Wayne	55	47	<b>102</b>

Points	In	Off	2nd	Fast	Bench
USD	Paint	T/O	Chance	Break	
USD	32	8	8	12	8
PFW	42	24	11	9	23

Last FG - USD 2nd-00:49, PFW 2nd-02:34.  
 Largest lead - USD None, PFW by 43 2nd-07:30.  
 USD led for 00:00. PFW led for 39:01. Game was tied for 00:32.

Score tied - 0 times.  
 Lead changed - 0 times.

**2018-19 Purdue Fort Wayne Basketball**  
**Purdue Fort Wayne Team Game-by-Game Comparison (as of Mar 02, 2019)**  
**All games**

Opponent	1st	2nd	Score	Mar	Total FG	FG Pct	3-Pointers	3FG Pct	Free Throws	FT Pct	Rebounds	Assist	T/Over	Block	Steal	Fouls
UCLA	31/48	40/48	71-96	(25)	26-71/40-74	.366/.541	9-37/8-25	.243/.320	10-17/8-17	.588/.471	28/52 (24)	17/22	12/15	1/4	6/8	17/15
EARLHAM	46/22	66/29	112-51	+61	41-73/19-58	.562/.328	13-26/6-21	.500/.286	17-29/7-7	.586/1000	49/26 +23	22/7	9/21	6/1	13/3	12/24
Ohio State	34/41	27/66	61-107	(46)	22-65/34-56	.338/.607	6-27/15-28	.222/.536	11-17/24-28	.647/.857	30/39 (9)	6/21	15/11	0/5	3/6	21/18
MANCHESTER	47/37	64/28	111-65	+46	43-73/26-64	.589/.406	14-35/5-20	.400/.250	11-19/8-9	.579/.889	43/27 +16	26/6	13/22	5/2	14/5	13/20
Dayton	47/42	33/49	80-91	(11)	31-61/34-56	.508/.607	13-29/7-20	.448/.350	5-13/16-25	.385/.640	22/38 (16)	20/20	9/13	1/2	7/3	18/12
SOUTH CAROLINA STATE	34/31	38/37	72-68	+4	23-45/25-63	.511/.397	7-21/5-13	.333/.385	19-35/13-17	.543/.765	29/39 (10)	8/14	14/14	8/1	5/5	16/24
SAMFORD	36/42	30/32	66-74	(8)	32-62/27-52	.371/.519	11-35/8-16	.314/.500	9-11/12-16	.818/.750	30/34 (4)	15/12	15/19	5/3	11/12	15/13
Cleveland State	40/39	42/40	82-79	+3	32-70/27-63	.457/.429	6-22/10-26	.273/.385	12-22/15-24	.545/.625	38/49 (11)	20/18	10/19	4/6	15/5	20/18
Eastern Illinois	41/30	63/30	104-60	+44	37-66/23-69	.561/.333	21-37/8-28	.568/.286	9-13/6-10	.692/.600	50/27 +23	24/12	17/10	5/0	7/4	14/14
UMKC	32/36	41/54	73-90	(17)	25-53/37-71	.472/.521	10-24/13-28	.417/.464	13-21/3-6	.619/.500	36/29 +7	18/19	17/3	5/2	3/9	6/17
AKRON	40/25	28/40	68-65	+3	23-49/21-64	.469/.328	7-18/12-37	.389/.324	15-24/11-16	.625/.688	38/35 +3	10/8	20/11	5/1	6/5	19/18
Miami (OH)	44/45	35/40	79-85	(6)	30-56/30-60	.536/.500	6-18/15-35	.333/.429	13-17/10-19	.765/.526	39/27 +12	11/14	17/10	5/3	7/6	19/18
Austin Peay	39/46	29/49	68-95	(27)	26-61/35-65	.426/.538	8-30/8-17	.267/.471	8-10/17-29	.800/.586	28/43 (15)	9/19	16/11	4/2	4/6	23/15
IUPUI	45/39	42/38	87-77	+10	29-53/26-66	.547/.394	8-25/8-21	.320/.381	21-24/17-22	.875/.773	34/33 +1	13/10	15/12	9/3	8/8	16/18
SIENA HEIGHTS	47/27	59/18	106-45	+61	37-73/18-62	.507/.290	20-46/5-22	.435/.227	12-14/4-8	.857/.500	45/40 +5	27/4	3/18	4/1	9/0	12/14
North Dakota	46/30	38/43	84-73	+11	30-59/26-67	.508/.388	8-24/11-31	.333/.355	16-18/10-14	.889/.714	37/35 +2	16/18	16/17	6/2	9/6	15/14
North Dakota State	34/46	49/37	90-87	+3	36-65/29-58	.554/.500	10-28/12-29	.357/.414	8-14/17-18	.571/.944	30/30 -	12/11	10/12	3/4	5/4	21/15
SOUTH DAKOTA STATE	47/42	57/46	104-88	+16	36-63/33-71	.571/.465	17-39/9-29	.436/.310	15-21/13-17	.714/.765	36/33 +3	18/17	14/12	1/2	3/11	15/22
ORAL ROBERTS	48/35	46/34	94-69	+25	34-65/28-59	.523/.475	15-30/8-22	.500/.364	11-14/5-11	.786/.455	28/36 (8)	22/13	6/18	3/4	15/4	12/14
South Dakota	42/37	31/50	73-87	(14)	26-56/31-57	.464/.544	9-28/5-15	.321/.333	12-17/20-26	.706/.769	33/30 +3	15/12	17/10	5/2	7/10	20/12
Western Illinois	27/44	31/43	58-87	(29)	23-59/35-62	.390/.565	4-20/15-24	.200/.625	8-13/2-2	.615/1000	24/42 (18)	8/21	12/13	4/5	7/5	5/14
OMAHA	28/23	37/42	79-85	(6)	29-69/33-71	.420/.465	11-36/8-27	.306/.296	10-13/11-17	.769/.647	37/43 (6)	17/7	13/11	6/1	3/8	18/14
DENVER	41/40	50/41	91-81	+10	33-65/33-59	.508/.559	12-25/8-19	.480/.421	13-18/7-9	.722/.778	28/35 (7)	14/11	6/15	4/3	6/0	12/12
SOUTH DAKOTA	55/33	47/38	102-71	+31	35-67/23-62	.522/.371	13-27/3-19	.481/.158	19-23/22-25	.826/.880	40/31 +9	19/11	7/12	5/2	6/3	22/20
Oral Roberts	41/33	41/48	82-81	+1	31-60/31-65	.517/.477	10-25/12-31	.400/.387	10-12/7-7	.833/1000	30/33 (3)	18/16	12/15	4/1	7/5	7/11
WESTERN ILLINOIS	34/30	45/34	79-64	+15	28-65/27-65	.431/.415	12-28/7-22	.429/.318	11-14/3-5	.786/.600	38/41 (3)	17/7	7/15	9/10	12/4	11/12
Denver	45/30	49/51	94-81	+13	31-65/30-62	.477/.484	16-33/11-32	.485/.344	16-19/10-15	.842/.667	35/36 (1)	21/14	7/13	5/4	10/4	17/13
Omaha	36/31	35/43	71-74	(3)	26-57/31-69	.456/.449	9-33/9-21	.273/.429	10-14/3-8	.714/.375	34/36 (2)	14/12	10/7	3/0	2/5	12/12
South Dakota State	53/49	30/43	83-92	(9)	32-74/33-70	.432/.471	14-35/13-30	.400/.433	5-8/13-17	.625/.765	38/46 (8)	18/18	9/11	5/5	4/6	15/13
NORTH DAKOTA	48/42	34/46	82-88	(6)	31-62/34-64	.500/.531	10-25/11-23	.400/.478	10-13/9-13	.769/.692	28/35 (7)	14/14	10/10	6/6	6/4	11/12
NORTH DAKOTA STATE	33/44	33/25	66-69	(3)	25-62/23-62	.403/.371	7-26/10-29	.269/.345	9-9/13-18	1000/.722	36/37 (1)	8/11	13/12	6/5	8/8	16/10

Note: Game totals are displayed in the format TEAM/OPPONENT for each category

**JOHN KONCHAR DOUBLE-DOUBLES - 46 TOTAL**

**FRESHMAN (14)**

28 pts, 11 reb; at Austin Peay, 11/18/15  
 12 pts, 12 reb; vs Jacksonville, 11/27/15  
 15 pts, 10 reb; SOUTH DAKOTA, 01/06/16  
 22 pts, 13 reb; at South Dakota State, 01/14/16  
 27 pts, 12 reb; at Omaha, 01/16/16  
 10 pts, 19 reb; NORTH DAKOTA STATE, 01/21/16  
 14 pts, 12 reb; IUPUI, 01/23/16  
 16 pts, 14 reb; at Oral Roberts, 01/28/16  
 13 pts, 10 ast; at South Dakota, 02/04/16  
 22 pts, 12 reb; SOUTH DAKOTA STATE, 02/18/16  
 19 pts, 14 reb; OMAHA, 02/20/16  
 10 pts, 12 reb; at IUPUI, 02/27/16  
 16 pts, 16 reb; vs South Dakota, 03/05/16 (SL Tournament)  
 10 pts, 18 reb; at San Diego State, 03/15/16 (NIT)

**SOPHOMORE (15)**

17 pts, 12 reb; at Arkansas, 11/11/16  
 11 pts, 10 reb; UMASS LOWELL, 11/19/16  
 15 pts, 11 reb; INDIANA, 11/22/16  
 14 pts, 12 reb; MIAMI (OHIO), 12/03/16  
 14 pts, 10 reb; AUSTIN PEAY, 12/10/16  
 12 pts, 10 reb; at Stetson, 12/18/16  
 21 pts, 12 reb; at Detroit Mercy, 12/22/16  
 16 pts, 11 reb; ORAL ROBERTS, 12/31/16  
 33 pts, 11 reb; at Omaha, 01/04/17  
 16 pts, 11 reb; at South Dakota State, 01/21/17  
 19 pts, 13 reb; IUPUI, 01/25/17  
 13 pts, 14 reb; at Oral Roberts, 01/28/17  
 20 pts, 13 reb; at Denver, 02/04/17  
 20 pts, 16 reb; OMAHA, 02/11/17  
 22 pts, 10 reb; SOUTH DAKOTA STATE, 02/18/17

**JUNIOR (7)**

12 pts, 10 reb; at Oakland, 11/10/17  
 18 pts, 12 reb; DELAWARE STATE, 11/15/17  
 18 pts, 13 reb; DETROIT MERCY, 11/28/17  
 12 pts, 10 reb; SIUE, 12/03/17  
 13 reb, 10 ast; OMAHA, 01/13/18  
 18 pts, 12 reb; at South Dakota, 02/08/18  
 29 pts, 12 reb; North Dakota State, 03/04/18 (SL Tournament)

**SENIOR (10)**

16 pts, 11 reb; at Eastern Illinois, 11/28/18  
 17 pts, 12 reb; UMKC, 12/01/18  
 13 pts, 11 reb; AKRON, 12/05/18  
 28 pts, 14 reb; at Miami (OH), 12/08/18  
 30 pts, 10 reb; IUPUI, 12/18/18  
 20 pts, 10 reb; SIENA HEIGHTS, 12/20/18  
 18 pts, 13 reb; at North Dakota, 12/28/18  
 21 pts, 10 reb; SOUTH DAKOTA, 1/31/19  
 29 pts, 14 ast; at Denver, 2/14/19  
 17 pts, 15 reb; NORTH DAKOTA STATE, 3/2/19

**Purdue Fort Wayne Player High/Low Analysis (as of Mar 08, 2019)**  
**All games**

**Purdue Fort Wayne - INDIVIDUAL GAME HIGHS**

Points	38		John Konchar at North Dakota State (12/30/18)
	30		John Konchar vs IUPUI (12/18/18)
	29		John Konchar at Denver (02/14/19)
	28		John Konchar at Miami (OH) (12/08/18)
	27		John Konchar vs North Dakota (02/28/19)
	27		John Konchar at South Dakota State (02/21/19)
Field Goals Made	14		John Konchar at North Dakota State (12/30/18)
	11		John Konchar vs North Dakota (02/28/19)
	11		John Konchar at UCLA (11/06/18)
Field Goal Att.	24		John Konchar at North Dakota State (12/30/18)
	19		John Konchar vs North Dakota (02/28/19)
FG Pct (min 5 made)	1.000	(7-7)	Jarred Godfrey vs Western Illinois (02/07/19)
	1.000	(6-6)	Matt Weir at South Dakota (01/13/19)
	1.000	(5-5)	Matt Holba at North Dakota (12/29/18)
3-Point FG Made	6		Matt Holba at Denver (02/14/19)
	6		Matt Holba vs Denver (01/26/19)
3-Point FG Att.	11		Matt Holba at Denver (02/14/19)
	11		Matt Holba vs South Dakota State (01/03/19)
3-Pt FG Pct (min 2 made)	1.000	(5-5)	Matt Weir at South Dakota (01/13/19)
	1.000	(3-3)	Jarred Godfrey vs Western Illinois (02/07/19)
	1.000	(3-3)	Matt Weir vs Denver (01/26/19)
	1.000	(3-3)	Matt Holba at North Dakota (12/29/18)
	1.000	(2-2)	Matt Weir vs North Dakota (02/28/19)
	1.000	(2-2)	Matt Weir vs South Dakota (01/30/19)
	1.000	(2-2)	Matt Holba at Western Illinois (01/19/19)
	1.000	(2-2)	Dee Montgomery vs Akron (12/05/18)
	1.000	(2-2)	Matt Weir vs Samford (11/23/18)
	1.000	(2-2)	John Konchar vs Manchester (11/13/18)
	1.000	(2-2)	Kason Harrell vs Earlham (11/08/18)
	1.000	(2-2)	Jarred Godfrey vs Earlham (11/08/18)
Free Throws Made	10		John Konchar at Denver (02/14/19)
	9		John Konchar vs South Dakota State (01/03/19)
	9		John Konchar at North Dakota (12/29/18)
	9		John Konchar vs UMKC (12/01/18)
Free Throw Att.	14		John Konchar vs UMKC (12/01/18)
	11		John Konchar at Denver (02/14/19)
	11		John Konchar vs South Dakota State (01/03/19)
FT Pct (min 3 made)	1.000	(8-8)	John Konchar at Oral Roberts (02/02/19)
	1.000	(5-5)	Matt Holba vs Denver (01/26/19)
	1.000	(5-5)	John Konchar vs Omaha (01/24/19)
	1.000	(4-4)	Jarred Godfrey vs North Dakota State (03/02/19)
	1.000	(4-4)	Jarred Godfrey vs South Dakota (01/30/19)
	1.000	(4-4)	John Konchar vs Denver (01/26/19)
	1.000	(4-4)	Matt Weir at Austin Peay (12/15/18)
	1.000	(4-4)	Matt Holba vs South Carolina State (11/20/18)
	1.000	(4-4)	Matt Weir vs Earlham (11/08/18)
	1.000	(3-3)	John Konchar vs North Dakota State (03/02/19)
	1.000	(3-3)	Matt Weir at South Dakota (01/13/19)
	1.000	(3-3)	Matt Holba vs Siena Heights (12/20/18)
	1.000	(3-3)	Marcus DeBerry vs Siena Heights (12/20/18)
	1.000	(3-3)	Matt Holba vs IUPUI (12/18/18)
	1.000	(3-3)	John Konchar vs Akron (12/05/18)
	1.000	(3-3)	Marcus DeBerry at Eastern Illinois (11/28/18)

	1.000	(3-3)	Kason Harrell at Ohio State (11/11/18)
Rebounds	15		John Konchar vs North Dakota State (03/02/19)
	14		John Konchar at Miami (OH) (12/08/18)
Assists	14		John Konchar at Denver (02/14/19)
	9		John Konchar vs Omaha (01/24/19)
Steals	5		John Konchar at Oral Roberts (02/02/19)
	5		Dylan Carl vs Oral Roberts (01/10/19)
Blocked Shots	4		John Konchar vs North Dakota State (03/02/19)
	4		Kason Harrell vs South Carolina State (11/20/18)
Turnovers	6		Dylan Carl vs South Dakota State (01/03/19)
	6		John Konchar at Austin Peay (12/15/18)
	6		John Konchar vs South Carolina State (11/20/18)
	6		John Konchar at UCLA (11/06/18)
Fouls	5		Matt Holba at North Dakota State (12/30/18)
	5		Dylan Carl at North Dakota State (12/30/18)
	5		Cameron Benford vs Siena Heights (12/20/18)
	5		Dee Montgomery at Austin Peay (12/15/18)
	5		John Konchar vs South Carolina State (11/20/18)
	5		Dee Montgomery vs Manchester (11/13/18)
	5		Dylan Carl at Ohio State (11/11/18)
Minutes	41		John Konchar vs Omaha (01/24/19)
	40		John Konchar at North Dakota State (12/30/18)
	39		Kason Harrell vs Omaha (01/24/19)
	39		John Konchar vs South Carolina State (11/20/18)
	38		John Konchar vs IUPUI (12/18/18)
	38		John Konchar vs UMKC (12/01/18)
	38		John Konchar at Dayton (11/16/18)

**Purdue Fort Wayne Opponent High/Low Analysis (as of Mar 08, 2019)**  
**All games**

**OPPONENT INDIVIDUAL GAME HIGHS**

Points	38		Daum,Mike at South Dakota State (02/21/19)
	32		SEALES, Cortez vs North Dakota (02/28/19)
	32		Stanley Umude vs South Dakota (01/30/19)
	32		TAYLOR, Terry at Austin Peay (12/15/18)
	30		C.J. Duff at Western Illinois (01/19/19)
Field Goals Made	14		SEALES, Cortez vs North Dakota (02/28/19)
	14		TAYLOR, Terry at Austin Peay (12/15/18)
Field Goal Att.	24		Daum,Mike at South Dakota State (02/21/19)
	22		TAYLOR, Terry at Austin Peay (12/15/18)
FG Pct (min 5 made)	1.000	(5-5)	Abiola Akintola at Denver (02/14/19)
	.900	(9-10)	Josh Cunningham at Dayton (11/16/18)
	.900	(9-10)	Brown, Moses at UCLA (11/06/18)
3-Point FG Made	8		C.J. Duff at Western Illinois (01/19/19)
	7		MOODY, Aanen vs North Dakota (02/28/19)
	7		Whitfield, Rob vs UMKC (12/01/18)
3-Point FG Att.	16		MOODY, Aanen at North Dakota (12/29/18)
	13		MOODY, Aanen vs North Dakota (02/28/19)
	13		Weaver, DeShang at Oral Roberts (02/02/19)
	13		UTOMI,Daniel vs Akron (12/05/18)
3-Pt FG Pct (min 2 made)	1.000	(3-3)	Smith, Chris at UCLA (11/06/18)
	1.000	(2-2)	REBRACA, Filip vs North Dakota (02/28/19)
	1.000	(2-2)	Zion Young at Western Illinois (01/19/19)
	1.000	(2-2)	PORTER-BUNTON, Chris at Austin Peay (12/15/18)
	1.000	(2-2)	Bam Bowman at Miami (OH) (12/08/18)
	1.000	(2-2)	Gordon,Myron vs Samford (11/23/18)
	1.000	(2-2)	Nolan,Kezion vs Samford (11/23/18)
Free Throws Made	12		LeDee, Jaedon at Ohio State (11/11/18)
	11		Stanley Umude vs South Dakota (01/30/19)
Free Throw Att.	14		LeDee, Jaedon at Ohio State (11/11/18)
	13		Stanley Umude vs South Dakota (01/30/19)
FT Pct (min 3 made)	1.000	(10-10)	Triston Simpson at South Dakota (01/13/19)
	1.000	(8-8)	Rocky Kreuser at North Dakota State (12/30/18)
	1.000	(7-7)	Cameron Hunter vs North Dakota State (03/02/19)
	1.000	(7-7)	Weatherford,Grant vs IUPUI (12/18/18)
	1.000	(4-4)	Tyler Peterson at South Dakota (01/13/19)
	1.000	(4-4)	Darrell Hutchison Jr vs Earlham (11/08/18)
	1.000	(3-3)	Kearns, Sam at Oral Roberts (02/02/19)
	1.000	(3-3)	Hansen,Jack vs IUPUI (12/18/18)
Rebounds	20		Daum,Mike at South Dakota State (02/21/19)
	17		Brown, Moses at UCLA (11/06/18)
Assists	10		STEWART, Marlon at North Dakota (12/29/18)
	9		Ben Pyle at Western Illinois (01/19/19)
Steals	7		Sharkey,Josh vs Samford (11/23/18)
	4		King,Owen vs South Dakota State (01/03/19)
Blocked Shots	10		Brandon Gilbeck vs Western Illinois (02/07/19)
	5		Daum,Mike at South Dakota State (02/21/19)
Turnovers	5		Kearns, Sam at Oral Roberts (02/02/19)
	5		Zion Young at Western Illinois (01/19/19)
	5		Triston Simpson at South Dakota (01/13/19)
	5		MILLNER, Seth at Cleveland State (11/25/18)
	5		Westman,Mathew vs Manchester (11/13/18)
Fouls	5		MOODY, Aanen at North Dakota (12/29/18)
	4		Joe Rosga vs Denver (01/26/19)

4	Matt Pile vs Omaha (01/24/19)
4	Brandon Gilbeck at Western Illinois (01/19/19)
4	King,Owen vs South Dakota State (01/03/19)
4	Jenkins,David vs South Dakota State (01/03/19)
4	Arians,Alex vs South Dakota State (01/03/19)
4	King,Tevin vs South Dakota State (01/03/19)
4	Chris Quayle at North Dakota State (12/30/18)
4	Smith,Kevin vs Siena Heights (12/20/18)
4	Ismail,Ahmed vs IUPUI (12/18/18)
4	Hansen,Jack vs IUPUI (12/18/18)
4	Bam Bowman at Miami (OH) (12/08/18)
4	OLOJAKPOKE,Emmanuel vs Akron (12/05/18)
4	ROSCOE,Jeremy vs Akron (12/05/18)
4	Giles, Jordan vs UMKC (12/01/18)
4	THOMAS, Kasheem at Cleveland State (11/25/18)
4	Raynor-Powell,Janai vs South Carolina State (11/20/18)
4	Kinard,Ian vs South Carolina State (11/20/18)
4	Neal,Rayshawn vs South Carolina State (11/20/18)
4	Ogunnaike,Abdul vs Manchester (11/13/18)
4	Wesson, Andre at Ohio State (11/11/18)
4	Anthony Phillips vs Earlham (11/08/18)
4	Conner Hubbard vs Earlham (11/08/18)