



# INDIANA STATE

## 21 MEN'S BASKETBALL 22



### INDIANA STATE BASKETBALL GAME NOTES

GoSycamores.com | @IndStBasketball | #MarchOn

#### >> 2021-22 SEASON

NOVEMBER (3-4)	TV	Time/Result
<b>NOV. 4</b> ROSE-HULMAN (EXH)		<b>W, 82-60</b>
Nov. 9 at Green Bay	ESPN+	W, 81-77
Nov. 12 at #7 Purdue	Big Ten Network	L, 92-67
<b>NOV. 14</b> HANOVER	ESPN3	<b>W, 90-49</b>
Nov. 18 vs Old Dominion %	ESPN2	W, 77-36
Nov. 19 vs Oklahoma %	ESPN2	L, 87-63
Nov. 21 vs New Mexico State %	ESPN2	L, 80-66
Nov. 27 at Ball State	ESPN3	L, 97-75

#### DECEMBER (4-2, 0-1 MISSOURI VALLEY)

Dec. 1 at Loyola *	Bally Sport Indiana	L, 88-76
<b>DEC. 4</b> MIAMI (OH)	ESPN3	<b>W, 69-68</b>
Dec. 13 at North Dakota State	ESPN+	L, 77-70
<b>DEC. 18</b> ALABAMA A&M	ESPN3	<b>W, 67-43</b>
<b>DEC. 20</b> OAKLAND CITY	ESPN+	<b>W, 78-69</b>
Dec. 22 at Northern Illinois	ESPN3	CCL
<b>DEC. 29</b> MIDWAY	ESPN3	<b>W, 107-51</b>

#### JANUARY (2-4, 2-4 MISSOURI VALLEY)

<b>JAN. 2</b> BRADLEY *	ESPN+	<b>W, 76-71</b>
Jan. 11 at Northern Iowa *	ESPN+	L, 80-74 OT
<b>JAN. 15</b> LOYOLA *	CBSSN	<b>L, 64-56</b>
Jan. 19 at Southern Illinois *	ESPN+	L, 63-55
<b>JAN. 22</b> VALPARAISO *	ESPN+	<b>L, 75-73</b>
<b>JAN. 25</b> MISSOURI STATE *	ESPN+	<b>W, 76-72</b>
Jan. 30 at Bradley *	NBC Sports Chicago Plus	2 PM

#### FEBRUARY (0-0, 0-0 MISSOURI VALLEY)

<b>FEB. 2</b> DRAKE *	ESPN+	<b>7 PM</b>
Feb. 5 at Valparaiso *	ESPN+	7 PM
<b>FEB. 8</b> EVANSVILLE *	ESPN+	<b>7 PM</b>
Feb. 10 at Evansville *	ESPN+	7 PM
<b>FEB. 12</b> ILLINOIS STATE *	ESPN+	<b>1 PM</b>
Feb. 15 at Missouri State *	ESPN+	8 PM
<b>FEB. 19</b> SOUTHERN ILLINOIS *	ESPN+	<b>1 PM</b>
Feb. 21 at Drake *	ESPN+	8 PM
<b>FEB. 23</b> NORTHERN IOWA *	ESPN+	<b>7 PM</b>
Feb. 26 at Illinois State *	ESPN+	4 PM

#### MARCH (0-0, 0-0 MISSOURI VALLEY)

Mar. 3-6 State Farm MVC Tournament	ESPN+	TBA
------------------------------------	-------	-----

\* - Missouri Valley Conference Game

% - Myrtle Beach Invitational

# - Missouri Valley Conference Tournament

#### >> ISU ATHLETIC COMMUNICATIONS

Assistant Director of Athletic Communications (MBB Contact)

Tim McCaughan - timothy.mccaughan@indstate.edu // C: 618-841-2139



#### GAME TWENTY

INDIANA STATE SYCAMORES (9-10, 2-5 MISSOURI VALLEY)

BRADLEY BRAVES (11-10, 5-4 MISSOURI VALLEY)

JANUARY 30, 2022 | 2 PM ET | CARVER ARENA | PEORIA, ILL.

Head Coach: Josh Schertz

Career Record: 346-79

Record at Indiana State: 9-10

Head Coach: Brian Wardle

Career Record: 199-177

Record at Current School: 104-112

#### >> MEDIA INFORMATION

TV/Web: ESPN Plus // NBC Sports Chicago Plus

TV Crew: (PxP: Dan McLaughlin, A: Marcus Wilson)

Radio: 105.5 The Legend (PxP: Luke Martin, A:)

Listen Online: GoSycamores.com/Listen

Live Stats: GoSycamores.com

Live Updates on Twitter: @IndStBasketball

#### >> QUICK HITS

» Indiana State basketball returns to action Sunday, January 30 when the team travels to Peoria, Ill. to take on Bradley at 2 p.m. ET. The game will air on ESPN Plus as well as NBC Sports Chicago Plus and will also be available on the radio on 105.5 The Legend in the Wabash Valley and on GoSycamores.com/Listen.

#### THE SERIES

» Indiana State will look to win its fourth-straight game in the series Sunday after sweeping the Braves at home last season 60-57 and 67-55 and defeating BU 76-71 on January 2. The Sycamores trail the all-time series with Bradley 54-42 though ISU has won eight of the last 11 meetings.

#### A WIN FOR THE SYCAMORES WOULD...

» Push ISU to 10-10 overall and 3-5 in the MVC

» Give ISU just its second true road win of the season

» Tie Schertz with J. Roy Goodland with 10 career wins at ISU

#### LAST TIME OUT

» ISU was on fire from behind the arc – hitting 14 3-pointers – during a 76-72 victory over Missouri State Tuesday night. Three Sycamores scored in double-digits led by Cameron Henry's 16 points while Zach Hobbs added 15 and Nick Hittle put up a career-high 14 points in 15 minutes of action. ISU, which snapped a four-game losing streak on the season and to the Bears, led by as many as 17 points in the game before the Bears made their comeback to close to within two points at 74-72 with under a minute remaining. ISU would pick up a key block from Kaillex Stephens on Isaiah Mosley as the guard drove to the basket with five seconds left.

#### >> THE SERIES

Overall: Bradley leads 54-42

Current Streak: ISU, W3






Last Game: Jan. 2, 2021, ISU, W, 76-71

Coach Schertz vs. Bradley: 1-0

Largest Margin of Victory: Feb. 10, 1979 (91-72)

Largest Margin of Defeat: Feb. 12, 1987 (113-84)

#### >> SYCAMORE PROBABLES

	12	<b>MICAH THOMAS</b>	6-0 / 175 / R-Fr. / Oklahoma City, Okla. / NW Fla. State				
G			PPG	RPG	APG	SPG	MPG
			11.3	2.6	2.7	0.8	30.1
	1	<b>JULIAN LARRY</b>	6-3 / 185 / Fr. / Frisco, Texas / iSchool Entrepreneuria				
G			PPG	RPG	APG	SPG	MPG
			5.9	4.1	1.7	1.5	29.2
	24	<b>ZACH HOBBS</b>	6-5 / 190 / So. / Mesa, Ariz. / Mesa HS				
G			PPG	RPG	APG	SPG	MPG
			6.4	2.7	0.3	0.4	16.0
	15	<b>CAMERON HENRY</b>	6-6 / 210 / R-Jr. / Chesterfield, Va. / Lincoln Memorial				
G			PPG	RPG	APG	SPG	MPG
			15.0	6.0	2.9	1.1	28.9
	14	<b>SIMON WILBAR</b>	6-11 / 235 / R-Fr. / Fort Myers, Fla. / Lincoln Memorial				
F			PPG	RPG	APG	SPG	MPG
			4.9	3.5	0.1	0.1	14.1

#### >> WHERE IN THE NOTES?

General Information	1	Team Notes	6-8
Roster/Pronunciations	2	MVC News/National Polls	9
TV/Radio Roster	3	Head Coach Josh Schertz	10
Quick Facts	4	Player Profiles	11-24
Communications Needs	5	2021-22 Statistics	25-38

#### >> HOW THEY STACK UP



72.2	45.1%	35.1%	66.5%	66.5	39.8%	32.2%	+5.6	14.2	1.0	4.7	6.6	17.0
POINTS	FG%	3FG%	FT%	SCORING DEFENSE	FG% DEFENSE	3FG% DEFENSE	REBOUND MARGIN	ASSISTS	AST-TO RATIO	BLOCKS	STEALS	FOULS
73.5	45.4%	34.9%	75.0%	70.5	42.8%	34.9%	+0.3	14.5	1.1	1.8	6.3	15.3

# 2021-22 ROSTER

## NUMERICAL ROSTER

#	FULL NAME	POS.	HT.	WT.	YR.	EXP.	HOMETOWN / HIGH SCHOOL	PREVIOUS SCHOOL
0	Xavier Bledson	G	6-6	215	R-So.	TR	Gainesville, Ga. / Gainesville HS	Lincoln Memorial
1	Julian Larry	G	6-3	185	Fr.	1L	Frisco, Texas / iSchool Entrepreneurial Academy	
2	Quimari Peterson	G	6-1	175	Fr.	HS	Gary, Ind. / West Side HS	
3	Kailex Stephens	F	6-7	214	Jr.	1L	Tuscaloosa, Ala. / Paul W. Bryant HS	Tallahassee CC
4	Cooper Neese	G	6-4	185	Jr.	3L	Cloverdale, Ind. / Cloverdale HS	
5	Cameron Crawford	G	6-5	175	Fr.	HS	Hoover, Ala. / Spain Park HS	
11	Tyreke Key	G	6-3	205	Sr.	4L	Celina, Tenn. / Clay County HS	
12	Micah Thomas	G	6-0	175	Fr.	TR	Oklahoma City, Okla. / Putnam City North HS	NW Fla. State College
13	Sam Mervis	G	5-11	172	Fr.	1L	Indianapolis, Ind. / University HS	
14	Simon Wilbar	F	6-11	235	R-Fr.	TR	Fort Myers, Fla. / Canterbury School	Lincoln Memorial
15	Cameron Henry	G	6-6	210	R-Jr.	TR	Chesterfield, Va. / Lloyd C. Bird HS	Lincoln Memorial
24	Zach Hobbs	G	6-5	190	So.	TR	Mesa, Ariz. / Mesa HS	Des Moines Area CC
35	Dearon Tucker	F	6-10	240	So.	TR	Dallas, Texas / Legacy Early College	Oregon State
50	Nick Hittle	C	6-10	245	Fr.	1L	Indianapolis, Ind. / Culver Academies	

## ALPHABETICAL ROSTER

#	FULL NAME	POS.	HT.	WT.	YR.	EXP.	HOMETOWN / HIGH SCHOOL	PREVIOUS SCHOOL
0	Xavier Bledson	G	6-6	215	R-So.	TR	Gainesville, Ga. / Gainesville HS	Lincoln Memorial
5	Cameron Crawford	G	6-5	175	Fr.	HS	Hoover, Ala. / Spain Park HS	
15	Cameron Henry	G	6-6	210	R-Jr.	TR	Chesterfield, Va. / Lloyd C. Bird HS	Lincoln Memorial
50	Nick Hittle	C	6-10	245	Fr.	1L	Indianapolis, Ind. / Culver Academies	
24	Zach Hobbs	G	6-5	190	So.	TR	Mesa, Ariz. / Mesa HS	Des Moines Area CC
11	Tyreke Key	G	6-3	205	Sr.	4L	Celina, Tenn. / Clay County HS	
1	Julian Larry	G	6-3	185	Fr.	1L	Frisco, Texas / iSchool Entrepreneurial Academy	
13	Sam Mervis	G	5-11	172	Fr.	1L	Indianapolis, Ind. / University HS	
4	Cooper Neese	G	6-4	185	Jr.	3L	Cloverdale, Ind. / Cloverdale HS	
2	Quimari Peterson	G	6-1	175	Fr.	HS	Gary, Ind. / West Side HS	
3	Kailex Stephens	F	6-7	214	Jr.	1L	Tuscaloosa, Ala. / Paul W. Bryant HS	Tallahassee CC
12	Micah Thomas	G	6-0	175	Fr.	TR	Oklahoma City, Okla. / Putnam City North HS	NW Fla. State College
35	Dearon Tucker	F	6-10	240	So.	TR	Dallas, Texas / Legacy Early College	Oregon State
14	Simon Wilbar	F	6-11	235	R-Fr.	TR	Fort Myers, Fla. / Canterbury School	Lincoln Memorial

## COACHES AND STAFF

Head Coach	Josh Schertz (Florida Atlantic, 2000)
Associate Head Coach	Matthew Graves (Butler, 1998)
Assistant Coach	Zak Boisvert (Fordham, 2010)
Assistant Coach	Bryston Williams (Northwest Missouri State, 2013)
Special Assistant to the Head Coach	James Schmeits (Nebraska Wesleyan, 2007)
Director of Basketball Operations	Darren Angell (Mercyhurst, 2007)
Video Coordinator	Harrison Burton (Presbyterian College, 2019)
Athletic Trainer	Dr. Connor Burton (University of Indianapolis, 2017)

## PRONUNCIATION GUIDE

### Student-Athletes

Xavier Bledson	EX-zay-vior
Tyreke Key	Ty-REEK
Quimari Peterson	Qwi-Mah-ree
Kailex Stephens	Kay-Lix
Micah Thomas	Mic-Uh
Dearon Tucker	Dee-Aaron
Simon Wilbar	Will-bar

### Staff

Zak Boisvert	Zack Bo-vair (Rhymes with air)
Josh Schertz	Shirts
James Schmeits	Ssh-mights

## RECORD BY LINEUP

Bledson, Crawford, Henry, Neese, Stephens	1-1	Last at #7 Purdue, L, 92-67
Bledson, Crawford, Henry, Larry, Wilbar	1-0	Last vs Oakland City, W, 78-69
Bledson, Crawford, Neese, Larry, Wilbar	0-1	Last at North Dakota State, L, 77-70
Bledson, Henry, Neese, Stephens, Thomas	1-0	Last vs Hanover, W, 90-49
Bledson, Henry, Larry, Neese, Wilbar	1-0	Last vs Alabama AGM, W, 67-43
Bledson, Henry, Larry, Thomas, Wilbar	0-1	Last at UNI, L, 80-74 OT
Bledson, Hobbs, Larry, Thomas, Wilbar	0-1	Last vs Valparaiso, L, 75-73
Bledson, Larry, Neese, Thomas, Wilbar	0-1	Last at Southern Illinois, L, 63-55
Crawford, Henry, Neese, Thomas, Wilbar	1-0	Last vs Miami OH, W, 69, 68
Henry, Neese, Larry, Stephens, Thomas	1-2	Last vs New Mexico State, L, 80-66
Henry, Neese, Larry, Thomas, Tucker	0-1	Last at Ball State, L, 97-75
Henry, Neese, Larry, Thomas, Wilbar	0-2	Last vs Loyola, L, 64-56
Henry, Hobbs, Larry, Thomas, Wilbar	1-0	Last vs Missouri St., W, 76-72
Hobbs, Neese, Larry, Stephens, Thomas	1-0	Last vs Bradley, W, 76-71
Larry, Neese, Stephens, Thomas, Tucker	1-0	Last vs Midway, W, 107-51

COOPER NEESE





**0**

**XAVIER BLEDSO**


**G | R-So. | TR | 6-6 | 215**  
Gainesville, Ga.  
Gainesville HS / Lincoln Memorial



**1**

**JULIAN LARRY**

**G | Fr. | 1L | 6-3 | 185**  
Frisco, Texas  
iSchool Entrepreneurial Academy



**2**

**QUIMARI PETERSON**

**G | Fr. | HS | 6-1 | 175**  
Gary, Ind.  
West Side HS



**3**

**KAILEX STEPHENS**

**F | Jr. | 1L | 6-7 | 214**  
Tuscaloosa, Ala.  
Paul W. Bryant HS / Tallahassee CC



**4**

**COOPER NEESE**


**G | Jr. | 3L | 6-4 | 185**  
Cloverdale, Ind.  
Cloverdale HS



**5**

**CAMERON CRAWFORD**

**G | Fr. | HS | 6-5 | 175**  
Hoover, Ala.  
Spain Park HS



**11**

**TYREKE KEY**

**G | Sr. | 4L | 6-3 | 205**  
Celina, Tenn.  
Clay County HS



**12**

**MICAH THOMAS**

**G | Fr. | TR | 6-0 | 175**  
Oklahoma City, Okla.  
Putnam City North HS / NW Florida State



**13**

**SAM MERVIS**

**G | Fr. | 1L | 5-11 | 172**  
Indianapolis, Ind.  
University HS



**14**

**SIMON WILBAR**

**F | R-Fr. | TR | 6-11 | 235**  
Fort Myers, Fla.  
Canterbury School / Lincoln Memorial



**15**

**CAMERON HENRY**

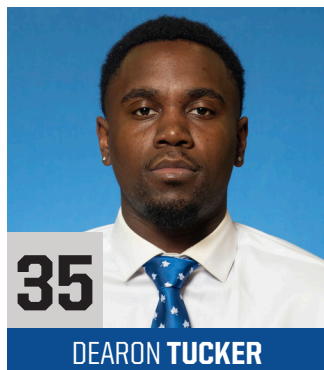
**G | R-Jr. | TR | 6-6 | 210**  
Chesterfield, Va.  
Lloyd C. Bird HS / Lincoln Memorial



**24**

**ZACH HOBBS**

**G | So. | TR | 6-5 | 190**  
Mesa, Ariz.  
Mesa HS / Des Moines Area CC



**35**

**DEARON TUCKER**

**F | So. | TR | 6-10 | 240**  
Dallas, Texas  
Legacy Early College / Oregon State



**50**

**NICK HITTLE**

**C | Fr. | 1L | 6-10 | 245**  
Indianapolis, Ind.  
Culver Academies



**HC**

**JOSH SCHERTZ**

**Head Coach**

## GENERAL

Location..... Terre Haute, Ind.  
 Founded..... 1865 as Indiana State Normal School  
 Enrollment..... 9,459 (Fall 2021)  
 Nickname..... Sycamores  
 School Colors..... Royal Blue, White & Cool Gray  
 Conference..... Missouri Valley Conference (MVC)

## TEAM INFORMATION

2020-21 Record..... 15-10  
 Home / Away / Neutral..... 9-3 / 5-6 / 1-1  
 MVC Record (Finish)..... 11-7 (Fourth)  
 Home / Away..... 6-3 / 5-4  
 Letterwinners Returning / Lost..... 6/8

## HISTORY

Seasons of Basketball..... 123rd in 2021-22  
 First Season..... 1896  
 All-Time Record..... 1,529-1,309 (.538)  
 Retired Numbers..... Bird (33), Klueh (54), Nicks (22)  
 All-Americans..... 14  
 NCAA Tournament Appearances..... 4  
 Record..... 5-4 (.555)  
 Last (Round)..... 2011 (First Round)  
 Consecutive..... 2 (2000-2001)  
 NCAA Final Four Appearances (last)..... 1 (1979)  
 NIT Appearances (last)..... 4 (2014)  
 Record..... 1-5 (.200)  
 Last (Round)..... 2014 (First Round)  
 Consecutive..... 2 (2013-2014)  
 CBI Appearances (last)..... 1 (2010)  
 Record..... 0-1 (.000)  
 Last (Round)..... 2010 (First Round)  
 MVC Tournament Championships..... 3 ('79, '01, '11)  
 MVC Regular Season Championships..... 2 ('79, '00)

## HULMAN CENTER

Year Opened..... 1973  
 Renovated..... 2020  
 Capacity..... 9,000  
 Press Row Phone..... (812) 237-3654

## ADMINISTRATION

President..... Dr. Deborah J. Curtis  
 Director of Athletics..... Sherard Clinkscales  
 Athletic Phone..... (812) 237-4092  
 Ticket Office Phone..... (877) ISU-TIXS

## ATHLETIC COMMUNICATIONS

Assistant Director of Athletic Communications (MBB)..... Tim McCaughan  
 Office Phone..... (812) 237-4161  
 Cell Phone..... (618) 841-2139  
 Email..... timothy.mccaughan@indstate.edu  
 Live Stats..... GoSycamores.com/LiveStats  
 Twitter..... @IndStBasketball  
 Instagram..... @IndStBasketball  
 Facebook..... /SycamoreMBB

# Quick FACTS



**CAMERON HENRY**





The Indiana State Athletic Communications department's mission is to strategically provide communication between the athletics department and its internal and external constituents, increase awareness of and interest in Sycamore Athletics and to publicize the activities and achievements of the student-athletes, teams and the athletics department.

We understand the importance of assisting the media in providing coverage of the university, its athletics programs, administrators, coaches and student-athletes. Our goal is to disseminate information as widely, uniformly and fairly as possible using accepted media standards. To this end, the best attempt will be made to fill reasonable requests by recognized media outlets. Members of the media are encouraged to work with our staff to assist in that endeavor.

## MEDIA INFORMATION

### PRESS RELEASES/GAME NOTES

Prior to each contest, a complete release previewing the upcoming game and reviewing the season will be available on GoSycamores.com. The release will also be emailed to media requesting this service.

### PREGAME INTERVIEWS

Head Coach Josh Schertz will be available for pregame interviews and live television shots depending on time schedules. ISU players will not be available for pregame media activities. Media are encouraged to call or email the ISU athletic communications office well in advance to arrange such interviews.

### POSTGAME INTERVIEWS

ISU's locker room is closed to media after the game. Media will be asked for player requests prior to the conclusion of the game. Head Coach Josh Schertz and requested players will be available following the game at the Hulman Center Media Room.

### INTERVIEWS

Direct all requests for interviews with ISU head coach Josh Schertz or men's basketball student-athletes through Assistant Director for Communications Tim McCaughan by calling (618) 841-2139 or emailing [timothy.mccaughan@indstate.edu](mailto:timothy.mccaughan@indstate.edu)

## COVERING HOME GAMES

### CREDENTIALS

Credentials for ISU men's basketball home games are issued to working media only and must be requested at least 24 hours in advance to Tim McCaughan by emailing [timothy.mccaughan@indstate.edu](mailto:timothy.mccaughan@indstate.edu). Media will have a credential left for them at the Media Will Call located at the ticket office at the Hulman Center.

### PARKING

Parking is free to the public and is available on a first-come, first-serve basis for ISU men's basketball games with the exception of marked off spaces for coaches and officials. Working media can also utilize the parking lot just north of the Hulman Center ramp.

### WORKING MEDIA LOCATION

The working press, radio, and television area are located in the Hulman Center Media Room.

### MEDIA ROOM SERVICES

Pregame packets including notes, statistics, programs, and rosters, will be available. Halftime and final box scores will also be provided.

### WIRELESS INTERNET

Complimentary access to wireless internet is available for working media at Hulman Center.

## Athletics Communications Indiana State University

401 N. 4th Street  
Terre Haute, IN 47809  
Phone: 812-237-4161

### Seth Montgomery

Associate A.D. for Communications/Digital Football, Swimming & Diving (2) and Baseball  
[seth.montgomery@indstate.edu](mailto:seth.montgomery@indstate.edu)

### Kieran Intemann

Assistant Director for Athletic Communications Volleyball, Women's Basketball and Track & Field  
[kieran.intemann@indstate.edu](mailto:kieran.intemann@indstate.edu)

### Tim McCaughan

Assistant Director for Athletic Communications Cross Country, Men's Basketball, Golf and Spirit  
[timothy.mccaughan@indstate.edu](mailto:timothy.mccaughan@indstate.edu)

### Joey Haueter

Athletic Communications Graduate Assistant Women's Soccer, Softball  
[jhaueter@sycamores.indstate.edu](mailto:jhaueter@sycamores.indstate.edu)

### Christian Hunt

Athletic Communications Student Assistant Swimming & Diving  
[chunt18@sycamores.indstate.edu](mailto:chunt18@sycamores.indstate.edu)

## Video/Content Creation

### Luke Martin

Digital Media Coordinator / PxP Commentator  
[luke.martin@indstate.edu](mailto:luke.martin@indstate.edu)

### Lincoln Schlemmer

Assistant Digital Media Coordinator  
[lincoln.schlemmer@indstate.edu](mailto:lincoln.schlemmer@indstate.edu)

## >> TEAM NOTES

### LET IT RAIN

» Indiana State continues to shoot the ball from deep at a high rate, ranking second in the MVC in 3-point attempts with 513. ISU has hit at least five threes in each game this season and has hit 10+ shots from deep seven times.

» ISU has come close to tying single-game school record (18) on three occasions with 16 triples against Midway (12/29) and 15 3-pointers against Bradley (1/2) and Hanover (11/14).

### CLOSE GAMES

» Indiana State has been part of six-straight games decided by single digits with the largest margin of defeat (8) coming to both Southern Illinois and Loyola. It marks the longest stretch in MVC games, regardless of win/loss that ISU has been in since a seven-game stretch in 2017-18.

### HENRY IS A MATCHUP NIGHTMARE

» Cameron Henry has scored in double-figures in 13 of the 16 games he has seen action in, including all five MVC contests. He is averaging 15 points, six rebounds and 2.9 assists per game. His scoring output is sixth, rebounding ranks seventh and his assist mark puts him at ninth in the MVC.

» Henry matched a career-high with 25 points during a 75-73 loss to Valparaiso on January 22. The guard scored 14 consecutive points as ISU rallied back from an 11-point deficit to tie the game in the final minute. Henry shot 10-for-18 from the field, 1-for-3 from distance and 4-for-5 from the charity stripe.

» Over three games at the Myrtle Beach Invitational, Henry put up All-MVC-like numbers. The 6-foot-6 guard averaged 17.3 points, nine rebounds and 5.7 assists per game while going for a career-high 25 points against Oklahoma in the semifinals. For his performance, he was named to the All-Tournament Second Team.

### NEESE IS A PROBLEM FOR OPPOSING DEFENSES

» The junior is averaging 14.9 points to lead ISU and rank sixth in the MVC. Neese has scored in double-figures in 11 games this season, scoring 15 or more in 10 games. His 2.5 3-pointers per game leads ISU and ranks sixth in the MVC.

» Neese hit two 3-pointers against SIU and sits in sole possession of eighth place in program history – connecting on 152 during his Sycamore career. Guard Tyreke Key sits in seventh with 153 career threes.

### BLEDSON DOES IT ALL

» Xavier Bledson leads the Sycamores with 67 assists in 14 games played, recording multiple assists in all games he has seen action including a season-high 10 assists against Alabama A&M. Bledson leads the MVC with 4.8 assists per game.

» To go with his passing, Bledson is also averaging double-figure scoring at 11.2 points per game, scoring 15 points or more in six games. Bledson matched a career-high with 21 points at Southern Illinois (Jan. 19).

### LARRY DOING THE DIRTY WORK

» Julian Larry played all 45 minutes during an overtime loss at UNI – the most minutes for a Sycamores since Brenton Scott played 52 minutes in a four-overtime loss to Ohio during the 2017-18 season.

» Tasked with the opposing team's best offensive threat on a typical night, Larry continues to put together strong defensive performances – holding Preseason First-Team All-MVC member AJ Green to 16 points on 4-for-16 shooting as well as SIU's Marcus Domask to eight points on 2-for-9 shooting.

» During a win over Missouri State, Larry held MVC scoring leader Isiah Mosley to 9-for-20 shooting while forcing seven turnovers.

### HOBBS COMING UP BIG

» Since starting the season 4-for-16 from three and not making a 3-pointer in six straight games, Zach Hobbs is 22-for-47 from deep in his last eight games.

### MOVING THE ROCK

» Indiana State ranks second in the MVC behind Loyola with 14.5 assists per game. Five players have recorded over 20 assists with Bledson leading ISU with 67 dimes.

» Three Sycamores rank in the top-10 in the MVC in assists per game with Bledson coming in at No. 1 with



First-year head coach Josh Schertz takes over the reins of the Sycamore basketball program. Schertz takes over after a 13-year run at NCAA Division II Lincoln Memorial University where he had a career record of 337-69 (.831) en route to four national coach of the year honors. Schertz led the Railsplitters to 10 NCAA Division II Tournament appearances, won 14 total conference championships and three Southeast Regional titles, and had five seasons of 30-or-more victories.

## >> SEASON & CAREER TOTALS

	2021-22	CAREER
<b>DOUBLE-FIGURE SCORING GAMES</b>		
Xavier Bledson	5	5
Cameron Crawford	1	1
Cameron Henry	13	13
Nick Hittle	2	2
Zach Hobbs	6	6
Tyreke Key	0	80
Julian Larry	2	4
Cooper Neese	11	42
Kailex Stephens	4	4
Micah Thomas	9	9
Simon Wilbar	3	3
<b>20+ POINT GAMES</b>		
Xavier Bledson	2	2
Cameron Henry	3	3
Zach Hobbs	1	1
Cooper Neese	4	8
Tyreke Key	0	28
Micah Thomas	1	1
<b>30+ POINT GAMES</b>		
Tyreke Key	0	5
Cooper Neese	1	1
<b>10+ REBOUND GAMES</b>		
Xavier Bledson	1	1
Cameron Henry	2	2
Julian Larry	1	1
Kailex Stephens	1	1
<b>10+ ASSIST GAMES</b>		
Xavier Bledson	1	1
<b>DOUBLE-DOUBLES</b>		
Cameron Henry	2	2
Kailex Stephens	1	1
<b>TRIPLE DOUBLES</b>		
<b>20-10 GAMES</b>		
<b>3+ STEAL GAMES</b>		
Xavier Bledson	2	2
Julian Larry	2	5
Cooper Neese	1	4
Micah Thomas	3	3

\*All statistics come from games played while at Indiana State

## INDIANA STATE CAREER 3-PT FIELD GOALS

1.	Michael Menser, 1997-01	283
2.	Jordan Barnes, 2016-20	272
3.	Brenton Scott, 2014-18	270
4.	Jordan Printy, 2008-12	215
5.	Eddie Bird, 1987-91	161
6.	Travis Inman, 1988-92	154
7.	<b>Tyreke Key, 2017-Pres.</b>	<b>153</b>
8.	<b>Cooper Neese, 2018-Pres</b>	<b>152</b>
9.	Chad Adkins, 1996-99	149
10.	Aaron Carter, 2007-11	134

## >> MISC. STREAKS

Overall .....	W1
Unranked Teams .....	W1
Home .....	W1
Home Missouri Valley .....	W1
Home nonconference .....	W13
Road .....	L6
Road Missouri Valley .....	L3
Road nonconference .....	L5
Neutral .....	L2

### Team

Consecutive Games with a 3-Pointer .....	417
--	-----

## INDIANA STATE ALL-TIME SCORING LIST

1.	Larry Bird, 1976-79 .....	2,850
2.	John Sherman Williams, 1982-86 .....	2,370
3.	Jerry Newsom, 1965-68 .....	2,147
4.	Brenton Scott, 2014-18 .....	1,760
5.	Butch Wade, 1964-67 .....	1,672
6.	<b>Tyreke Key, 2017-Pres. ....</b>	<b>1,650</b>
7.	Jake Odum, 2010-14 .....	1,568
8.	David Moss, 2002-06 .....	1,562
9.	Jordan Barnes, 2016-20 .....	1,558
10.	Eddie Bird, 1987-91 .....	1,555

### TYREKE KEY OUT FOR THE SEASON

» Schertz announced before the season opener that senior guard Tyreke Key would miss the 2021-22 campaign due to season-ending shoulder surgery. Key is a three-time All-MVC award winner and was named First Team All-MVC in the preseason.

## >> SYCAMORE WINS VS LOSSES

CATEGORY	WINS	LOSSES
Points per game	80.1	67.5
Opponent points per game	59.6	80.3
Field goal pct.	48.6	42.4
Opponent field goal pct.	37.1	48.4
3PT field goal pct.	39.5	30.6
Opponent 3PT field goal pct.	28.1	39.5
Free throw pct.	74.8	75.2
Rebounds per game	40.1	30.8
Rebound margin	+6.8	-5.5
Assists per game	16.0	13.1
Turnovers per game	12.6	13.0
Turnover margin	+0.4	-1.1
Steals per game	6.2	6.3
Blocks per game	2.2	1.5

## WINNINGEST COACHES ALL-TIME BY PERCENT

Rank	Coach	Programs Coached	Years	Wins	Losses	Percent
1.	Jim Crutchfield	West Liberty - 2005-17, Nova Southeastern - 2018-21	16	428	81	.841
2.	Matt Logie	Whitworth - 2012-19, Point Loma - 2020-21	10	226	44	.837
3.	Mark Few	Gonzaga - 2000-21	22	630	125	.834
4.	<b>Josh Schertz</b>	<b>Lincoln Memorial - 2009-21, Indiana State - 2022</b>	<b>13</b>	<b>337</b>	<b>69</b>	<b>.830</b>
5.	Clair Bee	Rider - 1929-31, LIU Brooklyn - 1932-43, 46-51	21	412	88	.824
6.	Adolph Rupp	Kentucky - 1931-52, 54-72	41	876	190	.822
7.	John Tauer	St. Thomas (Minn) - 2012-21	10	218	50	.813
8.	Bucky Harris	Jefferson - 1954-65, 67	13	240	56	.811
9.	Dolph Stanley	Beloit - 1946-57	12	238	56	.810
10.	John Wooden	Indiana State - 1947-48, UCLA - 1949-75	29	664	162	.804

\* Entering the 2021-22 season

## >> TEAM NOTES

4.8. Cameron Henry averages 2.9 and Micah Thomas has put up 2.8 assists per contest.

### "FREE" THROWS

» ISU has improved its season average at the free-throw line to 75 percent – good enough for fourth in the MVC and 54th nationally. Xavier Bledson is shooting 84.4 percent (38-for-45) from the line to lead ISU. Five other Sycamores shoot 75 percent or better from the charity stripe.

### LINEUP LIMBO

» The Sycamores have used 15 different starting lineups in 19 games this season. No starting lineup combination has been used more than three times.

### PROTECT THE HOME COURT

» Indiana State is 7-2 inside Hulman Center this season. ISU finished 2020-21 with a 9-3 mark at home while going 12-1 in Hulman Center in 2019-20.

### ISU ONE OF THE MOST INEXPERIENCED IN NCAA

» Indiana State returns just two players that saw significant minutes a year ago in guards Cooper Neese and Julian Larry. With the addition of eight newcomers to the roster in 2021-22, ISU ranks 346 out of 354 teams in terms of Division I court experience according to Kenpom.com.

### HOBBS EARNS MVC NEWCOMER OF THE WEEK

» Zach Hobbs averaged 18.5 points, eight rebounds and 1.5 steals per game as ISU went 2-0, including their first MVC win of the season after taking down Bradley, 76-71. Hobbs was lights out in a 107-51 win over Midway where he put in a career-high 23 points on 9-for-16 shooting while finishing 5-for-9 from behind the arc. Hobbs also brought down seven rebounds against the Eagles. The 6-foot-5 guard continued where he left off on Sunday when he played all 40 minutes against the Braves – finishing with 14 points and a career-high nine rebounds in the win.

### PASSING THE CENTURY MARK

» Indiana State put on a rare scoring performance in a 107-51 win over Midway. The 107-point mark is the first time ISU has surpassed the century mark since 1999 with a 102-91 double-overtime win over Eastern Illinois and the first time ISU has done so in regulation since scoring 113 in a win over Millikin in 1984.

» Six Sycamores scored in double-digits in the win – the first time that had happened since 2017 against Ohio. ISU picked up career performances from three players including Zach Hobbs (23), Cameron Crawford (14) and Nick Hittle (11).

### DEFENSE FIRST

» Indiana State put together one of the best defensive performances in program history against Old Dominion in a 77-36 victory over the Monarchs. ISU at one point led by 48 points while holding ODU without a field goal for six minutes in the first half as well as an eight-minute stretch in the second half. ISU held the Monarchs to just 21.6 percent (11-of-51) from the field and just three made baskets from distance. The 41-point margin over ODU was the second-largest over a Division I opponent in ISU's D-I history dating to the 1971-72 season. ISU defeated Charleston Southern 102-55 in 1977.

### LARGEST D-1 MARGINS OF VICTORY IN PROGRAM HISTORY

47: Dec. 3, 1977 - ISU 102, Charleston Southern 55
41: Nov. 18, 2021 - ISU 77, Old Dominion 36
38: Dec. 16, 1978 - ISU 109, Butler 71
36: Feb. 21, 2001 - ISU 78, Evansville 42
35: Jan. 19, 2000 - ISU 91, Southern Illinois 56
34: Jan. 7, 1999 - ISU 91, Wichita State 57
32: Dec. 29, 1977 - ISU 82, Ball State 50
32: Feb. 11, 1978 - ISU 102, Tulsa 70
32: Dec. 18, 1997 - ISU 99, Tennessee State 67
31: Dec. 9, 1978 - ISU 102, Cleveland State 71
31: Dec. 22, 2019 - ISU 85, Chicago State 64
30: Jan. 11, 1992 - ISU 81, Wichita State 51
30: Jan. 23, 2008 - ISU 72, Evansville 42

### INDIANA STATE WITH A PAIR OF TOP 10 CAREER SCORERS IN THEIR RESPECTIVE HIGH SCHOOL STATES

» A pair of Indiana State players in Tyreke Key and Cooper Neese are in the Top 10 in career scoring in both of their respective home states. Key finished his career at Clay County High School in Celina, Tenn., with 3,287 points scored which is the 10th most in the history of the state of Tennessee. As a senior, he set the Tennessee High School record for most points scored in a season, breaking a 25-year old record held previously by Kentucky legend Tony Delk. Cooper Neese entered his Indiana State career having scored 2,496 career points at nearby Cloverdale High School which is seventh-best in the Indiana High School Basketball history.

### TWO SYCAMORES BACK AFTER INJURY

» Indiana State forward Kailex Stephens missed the 2020-21 season with an achilles tendon rupture. A transfer for the Sycamores, Stephens was named Second Team All-Panhandle Conference a year ago at JUCO powerhouse Tallahassee Community College. The 6-foot-7 forward played in 26 games, averaging eight

## >> SYCAMORES IN THE CLASSROOM

Xavier Bledson	Sport Management
Cameron Crawford	Sport Management
Cameron Henry	General Studies
Nick Hittle	Business Administration
Zach Hobbs	Business Administration
Tyreke Key	Sport Management (Graduate Program)
Julian Larry	Sport Management
Sam Mervis	Business Administration
Cooper Neese	Recreation & Sport Management
Quimari Peterson	Sport Management
Kailex Stephens	Sport Management
Micah Thomas	Business Administration
Dearon Tucker	Sport Management
Simon Wilbar	Business Administration

## >> TEAM NOTES

points and 5.7 rebounds a game. Big man Nick Hittle will also look to make his ISU debut after missing last season with a stress fracture in his back. Hittle suffered an injury during the 2019 postseason after averaging 4.1 points and 4.1 rebounds for the Eagles as a junior. He tallied 5.4 points and 3.4 rebounds per game as a sophomore on the State Championship Team.

### NEW FACES

» Eight new faces joined the Sycamores this season including three from Schertz's program Lincoln Memorial: Xavier Bledson, Cameron Henry and Simon Wilbar. Dearon Tucker (Oregon State), Zach Hobbs (Des Moines Area CC) and Micah Thomas (Northwest Florida State College) round out the transfers while Quimari Peterson (Gary, Ind./West Side HS) and Cameron Crawford (Hoover, Ala./Spain Park HS) enter as first-year freshmen.

### THREE RAILSPLITTERS JOIN SCHERTZ AT ISU

» Three transfers are coming from Schertz's previous stop at Lincoln Memorial University. Guard Cameron Henry comes in with two years of eligibility remaining, while fellow guard Xavier Bledson has three to play, and forward Simon Wilbar will join the Sycamores with four seasons of eligibility remaining.

### EXPERIENCE ON THE BENCH IN MATTHEW GRAVES

» Josh Schertz added one of the most experienced and well-known coaches in the state of Indiana to his bench in Associate Head Coach Matthew Graves. Graves returns to the Wabash Valley after nearly two decades in coaching, most recently at Xavier. One of Graves' best attributes is his experience in the head coaching chair, spending five years as the head coach at the University of South Alabama from 2013-2018.

» Graves spent nearly two decades making a name for himself at Butler, first as a student-athlete and then as an assistant coach. He began his coaching career as coordinator of basketball operations in 2001 under Todd Lickliter, and was promoted to associate head coach in 2010 by Brad Stevens. With Graves on staff, the Bulldogs made a national tournament in each of his last eight seasons and achieved eight straight seasons with 20-or-more wins. The highlight of his tenure at his alma mater came as appearances in back-to-back NCAA Tournament Championship games in 2010 and 2011.

## >> TRACKING THE SYCAMORES

Overall .....	9-10
At Hulman Center .....	7-2
On the road .....	1-6
At a neutral site.....	1-2

Vs ranked opponents .....	0-1
Vs Unranked opponents.....	9-9

Games decided by 3 points or less.....	1-1
Games decided by 4-10 points .....	4-4
Games decided by 11-19 points .....	0-2
Games decided by 20+ points .....	4-3
Leading at Half .....	7-4
Tied at Half .....	0-0
Trailing at Half .....	2-6
In overtime .....	0-1

ISU scores 49 points or less .....	0-0
ISU scores 50-59 points .....	0-2
ISU scores 60-69 points .....	2-3
ISU scores 70-79 points .....	4-5
ISU scores 80-89 points .....	1-0
ISU scores 90-99 points .....	1-0
ISU scores 100+ points.....	1-0
Opponent scored 40 points or less.....	2-0
Opponent scores 49 points or less .....	1-0
Opponent scores 50-59 points .....	1-0
Opponent scores 60-69 points .....	2-2
Opponent scores 70-79 points .....	3-2
Opponent scores 80-89 points .....	0-4
Opponent scores 90-99 points .....	0-2
Opponent scores 100+ points .....	0-0
ISU shoots 40% or better .....	9-7
ISU shoots less than 40% .....	0-3
Opponent shoots 40% or better .....	6-9
Opponent shoots less than 40% .....	3-1

ISU outrebounds opponent .....	7-1
Opponent outrebounds ISU.....	2-9
Rebounds are tied .....	0-0

ISU commits 14 or fewer turnovers.....	5-7
ISU commits 14+ turnovers .....	4-3
ISU records 7+ steals .....	4-3
ISU records less than 7 steals .....	5-7

ISU wears blue.....	3-5
ISU wears white.....	5-3
ISU wears gray.....	1-0
ISU wears baby blue.....	0-1
ISU wears black.....	0-1

ISU controls tip .....	3-6
ISU loses tip .....	6-4
ISU scores first .....	4-4
Opponent scores first .....	5-6

Day Games (Before 5 p.m.) .....	5-2
Night Games .....	3-8

ISU in November .....	3-4
ISU in December.....	4-2
ISU in January .....	2-4
ISU in February .....	0-0
ISU in March .....	0-0

On Monday.....	1-1
On Tuesday .....	2-1
On Wednesday .....	1-2
On Thursday .....	1-0
On Friday .....	0-2
On Saturday .....	2-3
On Sunday.....	2-1

## >> SPECIALTY STATS

OPPONENT	OFF TURNOVERS		PAINT		2ND CHANCE		FAST BREAK		BENCH	
	ISU	OPP	ISU	OPP	ISU	OPP	ISU	OPP	ISU	OPP
at Green Bay	15	24	46	34	9	7	12	7	12	30
at Purdue	14	21	36	42	2	13	4	10	30	21
vs Hanover	14	10	34	14	12	5	12	5	25	20
vs Old Dominion	18	2	32	4	7	5	20	7	22	8
vs Oklahoma	12	17	34	48	4	10	7	14	7	32
vs New Mexico State	18	12	24	42	7	14	18	7	5	13
at Ball State	7	18	28	22	13	5	12	17	39	32
at Loyola	12	20	28	28	12	4	0	2	28	26
vs Miami OH	16	7	38	34	6	10	14	7	7	21
at North Dakota State	10	10	34	28	4	5	5	6	9	4
vs Alabama A&M	17	14	44	12	9	0	6	6	33	16
vs Oakland City	22	16	38	42	10	14	10	5	25	27
vs Midway	13	8	40	28	22	4	12	6	48	16
vs Bradley	8	20	22	36	0	18	14	12	3	18
at UNI	16	27	32	30	7	13	6	14	8	26
vs Loyola	13	18	26	28	2	6	1	10	19	14
at Southern Ill.	12	22	24	26	8	7	6	7	9	21
vs Valparaiso	10	7	36	40	7	7	10	10	40	11
vs Missouri St.	5	15	18	36	7	7	20	10	25	8
<b>TOTALS</b>	<b>240</b>	<b>271</b>	<b>580</b>	<b>572</b>	<b>148</b>	<b>154</b>	<b>189</b>	<b>162</b>	<b>384</b>	<b>364</b>
<b>AVERAGES</b>	<b>12.6</b>	<b>14.3</b>	<b>30.5</b>	<b>30.1</b>	<b>7.8</b>	<b>8.1</b>	<b>9.9</b>	<b>8.5</b>	<b>20.2</b>	<b>19.1</b>



## >> MISSOURI VALLEY CONFERENCE STANDINGS

Team	MVC	PCT	OVERALL	PCT	Streak
Loyola	5-1	0.833	14-3	0.824	L1
Missouri State	6-2	0.750	15-6	0.714	W4
Drake	5-2	0.714	14-6	0.700	W1
UNI	5-3	0.625	9-9	0.500	L2
Bradley	4-4	0.500	10-10	0.500	W2
Southern Illinois	3-4	0.429	10-9	0.526	L1
Illinois State	3-4	0.429	10-10	0.500	L1
Valparaiso	3-5	0.375	10-10	0.500	W2
Indiana State	1-5	0.167	8-10	0.444	L4
Evansville	1-6	0.143	5-13	0.278	W1

## >> BY THE NUMBERS

## >> INDIANA STATE NCAA RANKINGS

	NCAA	MVC	Value
3-pt Field Goal Attempts (350 ranked)	41	2	486
Assist Turnover Ratio (350 ranked)	113	4	1.13
Assists Per Game (350 ranked)	114	2	14.2
Blocked Shots Per Game (350 ranked)	341	9	1.8
Defensive Rebounds per Game (350 ranked)	48	2	27.72
Fewest Fouls (350 ranked)	100	4	276
Fewest Turnovers (350 ranked)	145	6	226
Field-Goal Percentage (350 ranked)	116	8	45.6
Field-Goal Percentage Defense (350 ranked)	189	4	42.9
Free Throw Attempts (350 ranked)	292	9	260
Free Throws Made (350 ranked)	260	8	195
Free-Throw Percentage (350 ranked)	55	4	75.0
Offensive Rebounds Per Game (350 ranked)	335	6	7.17
Personal Fouls Per Game (350 ranked)	89	5	15.3
Rebound Margin (350 ranked)	225	8	-0.1
Scoring Defense (350 ranked)	215	8	70.4
Scoring Margin (350 ranked)	190	7	2.9
Scoring Offense (350 ranked)	141	6	73.3
Steals Per Game (350 ranked)	200	6	6.5
Three Pt FG Defense (350 ranked)	277	9	35.3
Three-Point Field Goals Per Game (350 ranked)	49	3	9.2
Three-Point Field-Goal Percentage (350 ranked)	168	9	34.0
Total 3-point FGM (350 ranked)	60	2	165
Total Assists (350 ranked)	131	5	256
Total Blocks (350 ranked)	333	9	33
Total Rebounds (350 ranked)	199	6	628
Total Rebounds Per Game (350 ranked)	225	3	34.89
Total Steals (350 ranked)	186	5	117
Turnover Margin (346 ranked)			
Turnovers Forced (350 ranked)	226	5	12.56
Turnovers Per Game (350 ranked)	135	8	12.6
Won-Lost Percentage (350 ranked)	233	9	44.4

## >> NCAA NATIONAL POLLS

ASSOCIATED PRESS TOP 25					USA TODAY / COACHES TOP 25				
Rk	School	Rec.	Pts	Lst	Rk	School	Rec.	Pts	1stLst Ch. H/L
1	Auburn (45)	18-1	1,504	2	1	Gonzaga	15-2	784	18 1 - 1/5
2	Gonzaga (15)	15-2	1,475	1	2	Auburn	18-1	777	13 2 - 2/22
3	Arizona (1)	16-1	1,381	3	3	Arizona	16-1	724	1 3 - 3/NR
4	Baylor	17-2	1,335	5	4	Baylor	17-2	690	0 6 2 1/8
5	Kansas	16-2	1,281	7	5	Kansas	16-2	667	0 7 2 3/10
6	Purdue	16-3	1,119	4	6	Purdue	16-3	589	0 4 -2 1/7
7	UCLA	13-2	1,116	9	7	Duke	15-3	567	0 5 -2 1/9
7-7	Houston	17-2	1,116	10	8	UCLA	13-2	551	0 9 1 2/9
9	Duke	15-3	1,017	6	9	Houston	17-2	538	0 10 1 9/14
10	Michigan State	15-3	979	14	10	Michigan St	15-3	501	0 13 3 9/NR
11	Wisconsin	15-3	894	8	11	Wisconsin	15-3	466	0 8 -3 8/NR
12	Kentucky	15-4	822	12	12	Villanova	14-5	423	0 11 -1 4/22
13	Texas Tech	15-4	766	18	13	Kentucky	15-4	400	0 12 -1 10/21
14	Villanova	14-5	713	11	14	Texas Tech	15-4	396	0 19 5 14/NR
15	USC	16-2	711	16	15	USC	16-2	333	0 15 - 7/NR
16	Ohio State	12-4	584	19	16	Ohio St.	12-4	311	0 18 2 12/NR
17	Providence	16-2	542	21	17	Providence	16-2	293	0 21 4 17/NR
18	Tennessee	13-5	419	24	18	Louisiana State	15-4	171	0 16 -2 12/NR
19	LSU	15-4	399	13	19	Connecticut	13-4	165	0 25 6 17/NR
20	UConn	13-4	284	25	20	Tennessee	13-5	154	0 25 5 14/25
21	Xavier	14-4	269	20	21	Illinois	13-5	139	0 17 -4 10/NR
22	Marquette	14-6	177	NR	22	Colorado St.	15-1	126	0 23 1 19/NR
23	Iowa State	14-5	167	15	23	Xavier	14-4	107	0 20 -3 20/NR
24	Illinois	13-5	155	17	24	Iowa State	14-5	99	0 14 -10 8/24
25	Davidson	16-2	132	NR	25	Texas	14-5	73	0 22 -3 5/25

Others receiving votes: BYU 120, Alabama 77, Texas 61, Colorado State 57, Florida State 50, Loyola Chicago 21, Oregon 19, Wake Forest 12, Murray State 10, Indiana 10, Iowa 8, TCU 6, Miami (FL) 4, Saint Mary's 3, Boise State 3, Florida 3, Wyoming 2, Seton Hall 1, Iona 1

Others receiving votes: Alabama 53; Marquette 44; Brigham Young 36; Seton Hall 32; Davidson 30; Miami-Florida 22; Loyola-Chicago 21; Oregon 18; Florida State 18; Indiana 17; Boise St. 14; Texas AGM 12; Texas Christian 10; Wake Forest 9; Iowa 8; Murray St. 5; San Francisco 3; Saint Mary's 2; Wyoming 1; UAB 1.

## >> 2021-22 PRESEASON MVC ALL-CONFERENCE TEAMS

FIRST TEAM	SECOND TEAM	THIRD TEAM
AJ Green, UNI *	Marcus Domask, SIU	Shamar Givance, UE
Tyreke Key, ISU	ShanQuan Hemphill, DU	Ja'Shon Henry, BU
Isiah Mosley, MSU	Ben Krikke, VU	Lance Jones, SIU
Roman Penn, DU	Austin Phyfe, UNI	Rienk Mast, BU
Gaige Prim, MSU	Lucas Williamson, LUC	Braden Norris, LUC

\*Indicates MVC Preseason Player of the Year

## >> 2021-22 MVC PRESEASON POLL



## >> THE VALLEY IN THE NCAA TOURNAMENT

**last year**  
LOYOLA REACHED THE SWEET SIXTEEN & DRAKE WON ITS FIRST GAME

MVC TEAMS ARE **12-1** IN THEIR FIRST GAME IN THE NCAA TOURNAMENT SINCE 2012

- THE LEAGUE HAS COMBINED FOR 20 WINS IN THE NCAA TOURNAMENT DATING BACK TO 2012
- THE VALLEY HAS EARNED MULTIPLE BIDS 16 TIMES SINCE 1994
- SINCE 2010, THE VALLEY HAS HAD TWO FINAL FOUR APPEARANCES

# COACH SCHERTZ

>> HEAD COACH | 1ST SEASON AT ISU



## >> COACH SCHERTZ BY RECORD

Career overall record .....	346-79
Record at ISU .....	9-10
MVC Record (Regular Season) .....	2-5
MVC Record (Tournament) .....	0-0
Home .....	7-2
Road .....	1-6
Neutral .....	1-2

## >> COACH SCHERTZ MILESTONES

### AT ISU

First Win.....at Green Bay, W 81-77 (11/9/21)

First Neutral Site Win.....Old Dominion, W, 77-36 (11/18/21)

### MISSOURI VALLEY WINS

First Win.....vs Bradley, W, 76-71 (1/2/22)

Four-time national coach of the year Josh Schertz was named Indiana State University's 26th head men's basketball coach by Director of Athletics Sherard Clinkscale Wednesday, March 17.

Schertz comes to Terre Haute after an exceptional 13-year tenure as head coach at NCAA Division II Lincoln Memorial University in Harrogate, Tennessee, where he had a career record of 337-69 (.831). Schertz led the Railsplitters to 10 NCAA Division II Tournament appearances, won 14 total conference championships and three Southeast Regional titles, and had five seasons of 30-or-more victories.

Lincoln Memorial was the second-winningest basketball program in Division II during the 2010s, going 272-50 for a .845 winning percentage. The Railsplitters were masterful at protecting their home court during the Schertz era, going 188-16 (.921) in Harrogate.

While under Schertz's leadership, LMU was a model of consistency, posting 11 consecutive 20-win seasons and making 10 trips to the NCAA Tournament. The Railsplitters became just the second team in the history of Division II basketball to post four consecutive 30-win seasons from 2014-18, while their streak of 95-straight weeks in the national poll was the second-longest of all time. LMU has finished the season ranked in the top two nationally for three years and has held the top spot in the country on 10 different occasions since 2012. During his tenure, the Railsplitters have notched five 30-win seasons and claimed at least 25 wins nine times.

The 20-win seasons, South Atlantic Conference regular season and tournament championships, as well as the postseason wins, national ranking and NCAA Tournament appearances were all first-time occurrences for the LMU men's basketball program during its NCAA era. In the five seasons prior to coach Schertz's arrival, the Railsplitters had won only 39 games total after posting just seven winning seasons at the NCAA level.

Schertz's dedication to excellence in every area of the program has resulted not just in unparalleled success for his teams, but for individual players as well. His commitment to player development has resulted in a nation-leading nine All-Americans since 2011. LMU produced 17 professional players since 2011, the most among any Division II program during the timespan, to go along with five conference players of the year and 45 all-league selections.

In the classroom, the numbers were just as astounding as the focus on academics by Schertz's staff has led to the eight highest semester grade point averages in program history. Schertz has witnessed 34 of 37 seniors who have completed their playing eligibility at LMU graduate. Along with the 17 who have signed professional basketball contracts, 15 of Schertz's former players have received their master's degrees.

Prior to his time at Lincoln Memorial, Schertz spent five seasons at High Point University as the associate head coach. While there, the Panthers went 87-66 and set program records for wins, conference wins, road wins, and highest RPI ranking in a season.

Schertz spent the previous four seasons at Division II Queens University (N.C.) as well as Lynn University, serving as associate head coach and recruiting coordinator, respectively. While at Queens, the Royals went 49-14 and advanced to the university's first Final Four. During his time at Lynn, the Fighting Knights went 37-18 and his recruiting classes went on to set a school record 29 wins in a season and earn a Final Four appearance.

His coaching career began at his alma mater, Florida Atlantic University, where he spent one season working under head coach Kevin Billerman.

## HEAD COACHING RECORD

Year	School	Position	Record
2021-22	Indiana State	Head Coach	9-10, 2-5 MVC
2020-21	Lincoln Memorial	Head Coach	19-4, 14-3 SAC
2019-20	Lincoln Memorial	Head Coach	32-1, 22-0 SAC
2018-19	Lincoln Memorial	Head Coach	20-9, 14-6 SAC
2017-18	Lincoln Memorial	Head Coach	32-2, 20-0 SAC
2016-17	Lincoln Memorial	Head Coach	30-6, 19-3 SAC
2015-16	Lincoln Memorial	Head Coach	34-3, 22-0 SAC
2014-15	Lincoln Memorial	Head Coach	30-3, 21-1 SAC
2013-14	Lincoln Memorial	Head Coach	28-3, 20-2 SAC
2012-13	Lincoln Memorial	Head Coach	25-6, 15-3 SAC
2011-12	Lincoln Memorial	Head Coach	26-6, 14-4 SAC
2010-11	Lincoln Memorial	Head Coach	27-3, 16-2 SAC
2009-10	Lincoln Memorial	Head Coach	20-9, 9-7 SAC
2008-09	Lincoln Memorial	Head Coach	14-14, 8-8 SAC

## COACHING CAREER

Year	School	Position	Record
2021-Pres.	Indiana State	Head Coach	9-10
2008-20	Lincoln Memorial	Head Coach	337-69 (.832)
2003-08	High Point	Associate Head Coach	-
2001-03	Queens University	Assistant Coach	-
1999-01	Lynn University	Assistant Coach	-
1998-99	Florida Atlantic	Graduate Assistant	-

# 2021-22 INDIANA STATE BASKETBALL GAME NOTES

## >> BIO INFORMATION

### 2020-21

Spent two seasons playing at Lincoln Memorial, utilizing a redshirt season between his first and second years in Harrogate ... Averaged 10.5 points, 5.1 assists, and 4.3 rebounds in 19.6 minutes per contest during the 2020-21 campaign, more than doubling his averages across the board from his first season with the Railsplitters.

### 2019-20

Utilized his redshirt season.

### 2018-19

Played in 22 games as a true freshman, making three starts and averaging 2.6 points and 2.7 rebounds in 9.3 minutes per game.

### Prep

Prior to his college days, played at Gainesville High School in Gainesville, Ga. ... Led the Red Elephants to the 2018 Georgia Class 6A state title game and was rated as a two-star shooting guard by Verbal Commits.

## >> 2021-22 GAME-BY-GAME

Opponent	Date	GS	MIN	Total		3-Pointers		Free throws		Rebounds				PF	A	TO	BLK	STL	PTS	AVG	
				FG-FGA	PCT	3FG-3FGA	PCT	FT-FTA	PCT	OFF	DEF	TOT	AVG								
at Green Bay	11/09/2021	*	40:00	5-9	.556	1-3	.333	4-4	1.000	0	5	5	5.0	4	2	2	0	1	15	15.0	
at Purdue	11/12/2021	*	30:39	2-9	.222	0-3	.000	2-2	1.000	1	2	3	4.0	1	2	2	0	0	6	10.5	
Hanover	11/14/2021	*	25:10	3-5	.600	0-0	.000	0-0	.000	1	4	5	4.3	1	4	2	0	1	6	9.0	
at Ball St.	11/27/2021		27:57	3-4	.750	0-0	.000	9-13	.692	1	3	4	4.3	4	7	2	0	0	15	10.5	
at Loyola Chicago	12/01/2021		33:00	5-9	.556	1-2	.500	5-5	1.000	2	4	6	4.6	1	3	3	0	2	16	11.6	
Miami (OH)	12/04/2021		22:07	3-7	.429	0-2	.000	1-1	1.000	1	2	3	4.3	4	4	3	0	0	7	10.8	
at North Dakota St.	12/13/2021	*	34:40	5-10	.500	2-2	1.000	4-4	1.000	0	2	2	4.0	3	5	1	0	0	16	11.6	
Alabama A&M	12/18/2021	*	28:29	3-8	.375	0-1	.000	1-1	1.000	0	2	2	3.8	3	10	3	0	2	7	11.0	
Oakland City	12/20/2021	*	34:15	7-13	.538	2-4	.500	5-6	.833	2	3	5	3.9	2	5	5	0	4	21	12.1	
at UNI	01/11/2022	*	42:59	3-7	.429	1-3	.333	1-2	.500	3	10	13	4.8	5	5	7	0	4	8	11.7	
Loyola Chicago	01/15/2022		26:06	3-11	.273	0-2	.000	0-0	.000	1	2	3	4.6	4	6	3	0	3	6	11.2	
at Southern Ill.	01/19/2022	*	36:40	8-18	.444	2-5	.400	3-3	1.000	2	2	4	4.6	1	3	2	0	1	21	12.0	
Valparaiso	01/22/2022	*	17:27	3-4	.750	1-2	.500	2-2	1.000	0	0	0	4.2	5	3	2	0	0	9	11.8	
Missouri St.	01/25/2022		21:32	1-5	.200	1-2	.500	1-2	.500	0	3	3	4.1	0	8	3	0	0	4	11.2	
Totals			9	421:01	54-119	.454	11-31	.355	38-45	.844	14	44	58	4.1	38	67	40	0	18	157	11.2

### Player Averages

Games Played	Minutes/game	Points/game	FG Pct	3FG Pct	FT Pct	Rebounds/game	Assists/game	Turnovers/game	Assist/Turnover ratio	Steals/game	Blocks/game
14	30.1	11.2	45.4	35.5	84.4	4.1	4.8	2.9	1.7	1.3	0.0

## >> PERSONAL BESTS AT INDIANA STATE

### SEASON HIGH

### CAREER HIGH

#### POINTS

21 at Southern Ill., 1/19/22

21 at Southern Ill., 1/19/22

#### FG MADE

8 at Southern Ill., 1/19/22

8 at Southern Ill., 1/19/22

#### FG ATTEMPTED

18 at Southern Ill., 1/19/22

18 at Southern Ill., 1/19/22

#### 3-PT MADE

2 at Southern Ill., 1/19/22

2 at Southern Ill., 1/19/22

#### 3-PT ATTEMPTED

5 at Southern Ill., 1/19/22

5 at Southern Ill., 1/19/22

#### FT MADE

9 at Ball State, 11/27/21

9 at Ball State, 11/27/21

#### FT ATTEMPTED

13 at Ball State, 11/27/21

13 at Ball State, 11/27/21

#### REBOUNDS

13 at UNI, 1/11/21

13 at UNI, 1/11/21

#### ASSISTS

10 vs Alabama A&M, 12/18/21

10 vs Alabama A&M, 12/18/21

#### STEALS

4 at UNI, 1/11/21

4 at UNI, 1/11/21

#### BLOCKED SHOTS

## >> CAREER STATS

				Field Goals		3-Point		F-Throws		Rebounds									Scoring	
SEASON	TEAM	GP-GS	MIN/AVG	FG-FGA	FG%	3FG-3FGA	3FG%	FT-FTA	FT%	OFF	DEF	TOT	AVG	PF-FO	A	TO	BLK	STL	PTS	AVG
2018-19	LM	22-3	204/9.3	20-56	.357	4-26	.154	14-21	.667	15	45	60	2.7	43-0	14	28	2	7	58	2.6
2020-21	LM	22-2	431/19.6	72-119	.605	9-21	.429	79-89	.888	21	74	95	4.3	49-0	113	66	1	20	232	10.5
2021-22	ISU	14-9	421/30.1	54-119	.454	11-31	.355	38-45	.844	14	44	58	4.1	38-2	67	40	0	18	157	11.2
TOTAL FOR ISU		14-9	421/30.1	54-119	.454	11-31	.355	38-45	.844	14	44	58	4.1	38-2	67	40	0	18	157	11.2
TOTAL		58-14	1057/18.2	146-294	.497	24-78	.308	131-155	.845	50	163	213	3.7	130-2	194	134	3	45	447	7.7



# 2021-22 INDIANA STATE BASKETBALL GAME NOTES



1

**JULIAN LARRY**

G | Fr. | 1L | 6-3 | 185

Frisco, Texas  
iSchool Entrepreneurial Academy

## >> BIO INFORMATION

### 2020-21

Appeared in 25 games, starting 21 at point guard ... Averaged four points, 1.6 assists and 2.3 rebounds per game ... Shot 31.4 percent from the field, 27 percent from range and 67.6 percent from the free throw line ... Scored in double figures twice with a season-high 14 points coming against Northern Iowa (2/7) ... Scored eight points in a season-opening win over Truman State (12/8) ... Recorded five steals and five rebounds against Truman State (12/8) ... Picked up a steal in 15 games played, including seven multi-steal games.

### Prep

Played point guard in 2018-19 for Lone Star High School in Frisco, Texas where he averaged 11.6 points, 3.2 assists and 1.5 steals per game ... Helped his team advance to the Texas Regional Finals in 2019, beating No. 1 Lancaster during the tournament ... Also played quarterback for the high school's football team ... Played for the Marcus Smart YGC AAU team.

## >> PERSONAL BESTS AT INDIANA STATE

### SEASON HIGH

### CAREER HIGH

#### POINTS

13 at UNI, 1/11/21

14 at UNI, 02/07/21

#### FG MADE

5 at UNI, 1/11/21

5 at UNI, 1/11/21

#### FG ATTEMPTED

10 vs Missouri St., 1/25/22

10 vs Missouri St., 1/25/22

#### 3-PT MADE

3 at UNI, 1/11/21

3 at UNI, 1/11/21

#### 3-PT ATTEMPTED

5 at UNI, 1/11/21

5 at UNI, 1/11/21

#### FT MADE

6 vs Oakland City, 12/20/21

6 vs Oakland City, 12/20/21

#### FT ATTEMPTED

6 vs Bradley, 01/02/22

6 vs Bradley, 01/02/22

#### REBOUNDS

10 vs Midway, 12/29/21

10 vs Midway, 12/29/21

#### ASSISTS

6 vs Old Dominion, 11/18/21

6 vs Old Dominion, 11/18/21

#### STEALS

4 at UNI, 1/11/21

5 vs Truman, 12/08/20

#### BLOCKED SHOTS

2 at Southern Ill., 1/19/22

2 at Southern Ill., 1/19/22

## >> 2021-22 GAME-BY-GAME

Opponent	Date	GS	MIN	Total		3-Pointers		Free throws		Rebounds				PF	A	TO	BLK	STL	PTS	AVG	
				FG-FGA	PCT	3FG-3FGA	PCT	FT-FTA	PCT	OFF	DEF	TOT	AVG								
at Green Bay	11/09/2021		21:49	3-6	.500	0-1	.000	1-1	1.000	1	1	2	2.0	2	0	0	1	1	7	7.0	
at Purdue	11/12/2021		21:41	3-5	.600	0-1	.000	0-2	.000	0	1	1	1.5	3	0	0	0	2	6	6.5	
Hanover	11/14/2021		15:26	2-4	.500	1-2	.500	2-2	1.000	0	1	1	1.3	1	1	2	0	0	7	6.7	
vs Old Dominion	11/18/2021	*	38:35	1-2	.500	0-1	.000	0-1	.000	1	4	5	2.3	2	6	1	0	2	2	5.5	
vs Oklahoma	11/19/2021	*	36:47	0-2	.000	0-1	.000	1-2	.500	0	2	2	2.2	3	0	1	0	2	1	4.6	
vs New Mexico St.	11/21/2021	*	40:00	4-5	.800	0-0	.000	0-0	.000	1	3	4	2.5	2	4	0	0	2	8	5.2	
at Ball St.	11/27/2021	*	20:17	1-5	.200	0-0	.000	0-0	.000	2	2	4	2.7	1	1	1	0	1	2	4.7	
at Loyola Chicago	12/01/2021	*	11:00	0-1	.000	0-0	.000	0-0	.000	0	0	0	2.4	2	0	1	0	1	0	4.1	
at North Dakota St.	12/13/2021	*	26:25	3-3	1.000	0-0	.000	0-0	.000	1	3	4	2.6	3	1	0	0	2	6	4.3	
Alabama A&M	12/18/2021	*	22:21	1-1	1.000	0-0	.000	0-0	.000	0	0	0	2.3	0	1	1	0	0	2	4.1	
Oakland City	12/20/2021	*	33:52	3-8	.375	0-2	.000	6-6	1.000	1	2	3	2.4	1	1	0	0	1	12	4.8	
Midway	12/29/2021	*	29:03	2-4	.500	0-0	.000	5-6	.833	3	7	10	3.0	1	4	1	0	1	9	5.2	
Bradley	01/02/2022	*	40:00	2-6	.333	0-1	.000	4-4	1.000	1	3	4	3.1	2	4	2	0	1	8	5.4	
at UNI	01/11/2022	*	45:00	5-10	.500	3-5	.600	0-0	.000	1	4	5	3.2	3	2	6	0	4	13	5.9	
Loyola Chicago	01/15/2022	*	34:18	3-7	.429	0-2	.000	2-2	1.000	0	6	6	3.4	2	1	2	0	2	8	6.1	
at Southern Ill.	01/19/2022	*	38:43	2-4	.500	0-0	.000	2-3	.667	0	8	8	3.7	2	3	1	2	1	6	6.1	
Valparaiso	01/22/2022	*	21:18	0-2	.000	0-1	.000	2-2	1.000	0	6	6	3.8	0	2	0	0	2	2	5.8	
Missouri St.	01/25/2022	*	37:41	3-10	.300	2-5	.400	0-0	.000	2	6	8	4.1	3	5	3	0	2	8	5.9	
Totals			15	534:16	38-85	.447	6-22	.273	25-31	.806	14	59	73	4.1	33	36	22	3	27	107	5.9

### Player Averages

Games Played	Minutes/game	Points/game	FG Pct	3FG Pct	FT Pct	Rebounds/game	Assists/game	Turnovers/game	Assist/Turnover ratio	Steals/game	Blocks/game
18	29.7	5.9	44.7	27.3	80.6	4.1	2.0	1.2	1.6	1.5	0.2

## >> CAREER STATS

				Field Goals		3-Point		F-Throws		Rebounds								Scoring		
SEASON	TEAM	GP-GS	MIN/AVG	FG-FGA	FG%	3FG-3FGA	3FG%	FT-FTA	FT%	OFF	DEF	TOT	AVG	PF-FO	A	TO	BLK	STL	PTS	AVG
2020-21	ISU	25-21	509/20.4	32-102	.314	10-37	.270	25-37	.676	14	43	57	2.3	50-2	40	25	2	27	99	4.0
2021-22	ISU	18-15	534/29.7	38-85	.447	6-22	.273	25-31	.806	14	59	73	4.1	33-0	36	22	3	27	107	5.9
TOTAL		43-36	1043/24.3	70-187	.374	16-59	.271	50-68	.735	28	102	130	3.0	83-2	76	47	5	54	206	4.8



2

## QUIMARI PETERSON

G | Fr. | HS | 6-1 | 175

Gary, Ind.  
West Side HS

### >> BIO INFORMATION

#### Prep

A 1,000-point scorer at West Side High School in Gary, Ind. ... Averaged 14 points, four rebounds, four assists and two steals per game his senior season ... Led West Side to a 22-5 record and the programs first sectional and regional title since 2004 before falling to Carmel High School in semi-state ... Was named to the Indiana Basketball Coaches Association Senior Large School All-State team ... Earned 2021 Northwest Indiana Times Boys Basketball Player of the Year accolades ... Also named 2021 Post-Tribune Boys Basketball Player of the Year ... Played for Indiana State alum Chris Buggs ... Son of Tierney and Latrina Peterson.

### >> PERSONAL BESTS AT INDIANA STATE

#### SEASON HIGH

##### POINTS

6 at UNI, 1/11/21

##### FG MADE

3 at UNI, 1/11/21

##### FG ATTEMPTED

8 at UNI, 1/11/21

##### 3-PT MADE

##### 3-PT ATTEMPTED

5 at UNI, 1/11/21

##### FT MADE

##### FT ATTEMPTED

##### REBOUNDS

5 at UNI, 1/11/21

##### ASSISTS

1 at UNI, 1/11/21

##### STEALS

2 at UNI, 1/11/21

##### BLOCKED SHOTS

#### CAREER HIGH

6 at UNI, 1/11/21

3 at UNI, 1/11/21

8 at UNI, 1/11/21

5 at UNI, 1/11/21

1 at UNI, 1/11/21

2 at UNI, 1/11/21

### >> 2021-22 GAME-BY-GAME

Opponent	Date	GS	MIN	Total		3-Pointers		Free throws		Rebounds				PF	A	TO	BLK	STL	PTS	AVG
				FG-FGA	PCT	3FG-3FGA	PCT	FT-FTA	PCT	OFF	DEF	TOT	AVG							
Alabama A&M	12/18/2021		03:58	0-3	.000	0-1	.000	0-0	.000	1	0	1	1.0	1	0	0	0	0	0	0.0
at UNI	01/11/2022		25:02	3-8	.375	0-5	.000	0-0	.000	1	4	5	3.0	4	1	2	0	2	6	3.0
<b>Totals</b>		<b>0</b>	<b>29:00</b>	<b>3-11</b>	<b>.273</b>	<b>0-6</b>	<b>.000</b>	<b>0-0</b>	<b>.000</b>	<b>2</b>	<b>4</b>	<b>6</b>	<b>3.0</b>	<b>5</b>	<b>1</b>	<b>2</b>	<b>0</b>	<b>2</b>	<b>6</b>	<b>3.0</b>

#### Player Averages

Games Played	Minutes/ game	Points/ game	FG Pct	3FG Pct	FT Pct	Rebounds/ game	Assists/ game	Turnovers/ game	Assist/Turnover ratio	Steals/ game	Blocks/ game
2	14.5	3.0	27.3	0.0	0.0	3.0	0.5	1.0	0.5	1.0	0.0

### >> CAREER STATS

				Field Goals		3-Point		F-Throws		Rebounds				Scoring						
SEASON	TEAM	GP-GS	MIN/AVG	FG-FGA	FG%	3FG-3FGA	3FG%	FT-FTA	FT%	OFF	DEF	TOT	AVG	PF-FO	A	TO	BLK	STL	PTS	AVG
2021-22	ISU	2-0	29/14.5	3-11	.273	0-6	.000	0-0	.000	2	4	6	3.0	5-0	1	2	0	2	6	3.0
<b>TOTAL</b>		<b>2-0</b>	<b>29/14.5</b>	<b>3-11</b>	<b>.273</b>	<b>0-6</b>	<b>.000</b>	<b>0-0</b>	<b>.000</b>	<b>2</b>	<b>4</b>	<b>6</b>	<b>3.0</b>	<b>5-0</b>	<b>1</b>	<b>2</b>	<b>0</b>	<b>2</b>	<b>6</b>	<b>3.0</b>

# 2021-22 INDIANA STATE BASKETBALL GAME NOTES



3

**KAILEX STEPHENS**

F | Jr. | 1L | 6-7 | 214

Tuscaloosa, Ala.  
Paul W. Bryant HS / Tallahassee CC

## >> BIO INFORMATION

### Notes

Recruited by Schertz out of high school before committing to Tallahassee CC.

### 2020-21

Did not see action due to a season-ending injury.

### Prior to Indiana State

Played one year at Tallahassee Community College. 2019-20 ... Named Second Team All-Panhandle Conference ... Played in 26 games and averaged eight points and 5.7 rebounds ... Had six points and nine rebounds in his Tallahassee debut vs. Florida State College-Jacksonville ... Scored 11 with eight rebounds vs. Enterprise State ... Scored a season-high 22 points and nine rebounds vs. Andrew ... Scored 15 points vs. Georgia Highlands ... Had 12 points vs. Lamar State-Port Arthur ... Posted 11 rebounds vs. Trinity Valley ... Had 14 points vs. Odessa ... Had 11 points vs. Gulf Coast State ... Scored 11 points vs. Northwest Florida State ... Scored 14 point and pulled down nine rebounds in come-from-behind win over State College of Florida ... Recorded eight points and eight rebounds vs. Gulf Coast State.

### Prior to Tallahassee CC

Played one season at Francis Marion ... 2018-19 ... Played in 30 games and made 29 starts ... Averaged 13.2 points, 5.9 rebounds and 1.3 assists ... Was the Peach Belt Conference Co-Freshman of the Year, the seventh player in school history to claim the honor ... Received the 2019 Frankie Award for Male Breakout Performance ... Scored in double-figures in 22 of Francis Marion's 30 games, including the first ten of his collegiate career ... Registered four double-doubles.

## >> 2021-22 GAME-BY-GAME

Opponent	Date	GS	Total			3-Pointers		Free throws		Rebounds				PF	A	TO	BLK	STL	PTS	AVG
			FG-FGA	PCT		3FG-3FGA	PCT	FT-FTA	PCT	OFF	DEF	TOT	AVG							
at Green Bay	11/09/2021	*	33:54	7-13	.538	0-1	.000	2-2	1.000	1	12	13	13.0	3	1	2	0	0	16	16.0
at Purdue	11/12/2021	*	20:46	2-7	.286	0-2	.000	2-3	.667	0	1	1	7.0	3	2	1	0	0	6	11.0
Hanover	11/14/2021	*	19:54	2-4	.500	0-1	.000	2-4	.500	0	6	6	6.7	1	0	0	1	0	6	9.3
vs Old Dominion	11/18/2021	*	22:23	3-6	.500	0-2	.000	2-2	1.000	0	3	3	5.8	3	2	0	0	1	8	9.0
vs Oklahoma	11/19/2021	*	28:57	3-9	.333	1-5	.200	0-1	.000	1	5	6	5.8	0	3	3	0	1	7	8.6
vs New Mexico St.	11/21/2021	*	21:20	1-4	.250	0-1	.000	0-0	.000	1	2	3	5.3	1	0	2	0	1	2	7.5
at Ball St.	11/27/2021		12:13	2-4	.500	1-2	.500	3-4	.750	2	1	3	5.0	2	0	0	0	0	8	7.6
at Loyola Chicago	12/01/2021		15:00	1-3	.333	1-2	.500	0-0	.000	0	0	0	4.4	2	0	0	0	0	3	7.0
at North Dakota St.	12/13/2021		17:50	1-2	.500	0-0	.000	3-4	.750	0	4	4	4.3	1	0	1	0	0	5	6.8
Alabama A&M	12/18/2021		21:32	6-9	.667	1-3	.333	0-0	.000	2	5	7	4.6	1	0	3	0	1	13	7.4
Oakland City	12/20/2021		21:55	4-7	.571	0-2	.000	3-5	.600	4	3	7	4.8	1	0	0	1	2	11	7.7
Midway	12/29/2021	*	21:38	4-7	.571	2-3	.667	0-0	.000	1	3	4	4.8	1	1	0	0	0	10	7.9
Bradley	01/02/2022	*	33:05	6-10	.600	1-3	.333	1-1	1.000	0	4	4	4.7	0	2	3	0	2	14	8.4
Loyola Chicago	01/15/2022		11:26	2-4	.500	1-3	.333	2-2	1.000	0	2	2	4.5	0	0	0	0	0	7	8.3
at Southern Ill.	01/19/2022		20:47	2-4	.500	0-2	.000	0-0	.000	2	6	8	4.7	0	3	1	0	0	4	8.0
Valparaiso	01/22/2022		31:48	4-6	.667	3-4	.750	2-3	.667	1	6	7	4.9	0	1	1	0	0	13	8.3
Missouri St.	01/25/2022		15:02	2-6	.333	0-0	.000	3-4	.750	1	3	4	4.8	0	1	0	1	0	7	8.2
Totals		8	369:30	52-105	.495	11-36	.306	25-35	.714	16	66	82	4.8	19	16	17	3	8	140	8.2

### Player Averages

Games Played	Minutes/game	Points/game	FG Pct	3FG Pct	FT Pct	Rebounds/game	Assists/game	Turnovers/game	Assist/Turnover ratio	Steals/game	Blocks/game
17	21.7	8.2	49.5	30.6	71.4	4.8	0.9	1.0	0.9	0.5	0.2

## >> PERSONAL BESTS AT INDIANA STATE

### SEASON HIGH

### CAREER HIGH

#### POINTS

16 at Green Bay, 11/09/21

16 at Green Bay, 11/09/21

#### FG MADE

7 at Green Bay, 11/09/21

7 at Green Bay, 11/09/21

#### FG ATTEMPTED

13 at Green Bay, 11/09/21

13 at Green Bay, 11/09/21

#### 3-PT MADE

2 vs Midway, 12/29/21

2 vs Midway, 12/29/21

#### 3-PT ATTEMPTED

5 vs Oklahoma, 11/19/21

5 vs Oklahoma, 11/19/21

#### FT MADE

3 vs Missouri St., 1/25/22

3 vs Missouri St., 1/25/22

#### FT ATTEMPTED

5 vs Oakland City, 12/20/21

5 vs Oakland City, 12/20/21

#### REBOUNDS

13 at Green Bay, 11/09/21

13 at Green Bay, 11/09/21

#### ASSISTS

3 vs Oklahoma, 11/19/21

3 vs Oklahoma, 11/19/21

#### STEALS

2 vs Oakland City, 12/20/21

2 vs Oakland City, 12/20/21

#### BLOCKED SHOTS

1 vs Oakland City, 12/20/21

1 vs Oakland City, 12/20/21

## >> CAREER STATS

				Field Goals		3-Point		F-Throws		Rebounds								Scoring		
SEASON	TEAM	GP-GS	MIN/AVG	FG-FGA	FG%	3FG-3FGA	3FG%	FT-FTA	FT%	OFF	DEF	TOT	AVG	PF-FO	A	TO	BLK	STL	PTS	AVG
2021-22	ISU	17-8	369/21.7	52-105	.495	11-36	.306	25-35	.714	16	66	82	4.8	19-0	16	17	3	8	140	8.2
TOTAL		17-8	369/21.7	52-105	.495	11-36	.306	25-35	.714	16	66	82	4.8	19-0	16	17	3	8	140	8.2



# 2021-22 INDIANA STATE BASKETBALL GAME NOTES



4

**COOPER NEESE**

G | Jr. | 3L | 6-4 | 185

Cloverdale, Ind.  
Cloverdale HS

## >> BIO INFORMATION

### 2020-21

Played in 25 games and started 21, averaging 28.4 minutes per contest ... Averaged 9.5 points per game which ranked third on the team ... Shot 41.2 percent from the field, 39.1 percent from behind the arc and 81.6 percent from the free-throw line ... Grabbed 83 rebounds on the season for a 3.3 average per game ... Assisted on 33 baskets while picking up 19 steals ... Hit a three-pointer in 20 games with three games in which he tallied four shots from distance ... Scored in double-digits in 10 games while putting up a season-high 22 points against Purdue (12/20) ... Scored double-digits in three-straight games to open Missouri Valley Conference action against Drake and Missouri State ... Played in all 18 MVC games, averaging 9.9 points per game ... Scored in double figures in eight Valley games with a season-high 19 points coming at Missouri State (1/2).

### 2019-20

Scored seven points and hit a 3-pointer in the season opener at Dayton ... Tallied 21 points with four 3-pointers made against Loyola Marymount at the Junkanoo Jam ... Added 16 more points with a trio of 3-pointers in the win over Air Force ... Hit four 3-pointers to pace the team with 19 points in the home win over Missouri-St. Louis ... Posted a new career-high and went over the 20-point mark for the second time during the season by scoring 25 points on the strength of a 5-of-9 shooting performance from 3-point range in the road win over Wright State ... Returned to double figures scoring with 10 points on a 2-of-4 shooting effort from distance in the home win over Illinois State ... Hit a trio of 3-pointers to score 12 points in the home win over Evansville ... Tied a career-high with four assists in the home win over Northern Iowa ... Hit a pair of 3-pointers to score 10 points against Valparaiso.

## >> 2021-22 GAME-BY-GAME

Opponent	Date	GS	MIN	Total		3-Pointers		Free throws		Rebounds				PF	A	TO	BLK	STL	PTS	AVG	
				FG-FGA	PCT	3FG-3FGA	PCT	FT-FTA	PCT	OFF	DEF	TOT	AVG								
at Green Bay	11/09/2021	*	38:27	6-15	.400	2-7	.286	4-4	1.000	1	5	6	6.0	0	2	4	0	2	18	18.0	
at Purdue	11/12/2021	*	32:57	4-11	.364	2-6	.333	5-5	1.000	0	6	6	6.0	1	1	1	0	1	15	16.5	
Hanover	11/14/2021	*	29:21	8-14	.571	3-7	.429	1-2	.500	1	7	8	6.7	0	4	1	0	2	20	17.7	
vs Old Dominion	11/18/2021	*	29:37	5-10	.500	5-10	.500	2-3	.667	0	2	2	5.5	1	1	1	0	2	17	17.5	
vs Oklahoma	11/19/2021	*	29:34	4-9	.444	1-5	.200	2-3	.667	1	3	4	5.2	1	0	5	0	1	11	16.2	
vs New Mexico St.	11/21/2021	*	40:00	5-16	.313	3-12	.250	5-6	.833	0	3	3	4.8	1	2	0	0	0	18	16.5	
at Ball St.	11/27/2021	*	28:06	1-9	.111	0-6	.000	3-4	.750	0	3	3	4.6	4	0	4	0	0	5	14.9	
at Loyola Chicago	12/01/2021	*	38:00	7-18	.389	1-8	.125	0-0	.000	0	2	2	4.3	3	3	4	0	2	15	14.9	
Miami (OH)	12/04/2021	*	40:00	8-15	.533	4-10	.400	0-0	.000	0	2	2	4.0	1	1	2	0	0	20	15.4	
at North Dakota St.	12/13/2021	*	40:00	11-22	.500	5-13	.385	3-4	.750	0	5	5	4.1	0	2	3	0	0	30	16.9	
Alabama A&M	12/18/2021	*	22:05	2-9	.222	0-6	.000	0-0	.000	0	6	6	4.3	0	1	0	0	0	4	15.7	
Midway	12/29/2021	*	26:12	7-12	.583	3-7	.429	3-3	1.000	0	4	4	4.3	1	4	1	0	0	20	16.1	
Bradley	01/02/2022	*	38:12	6-13	.462	5-10	.500	2-3	.667	0	2	2	4.1	2	1	3	0	1	19	16.3	
Loyola Chicago	01/15/2022	*	34:06	2-9	.222	1-6	.167	0-1	.000	0	3	3	4.0	0	2	2	0	1	5	15.5	
at Southern Ill.	01/19/2022	*	40:00	2-5	.400	2-5	.400	0-0	.000	0	4	4	4.0	0	5	4	0	3	6	14.9	
Totals			15	506:37	78-187	.417	37-118	.314	30-38	.789	3	57	60	4.0	15	29	35	0	15	223	14.9

### Player Averages

Games Played	Minutes/game	Points/game	FG Pct	3FG Pct	FT Pct	Rebounds/game	Assists/game	Turnovers/game	Assist/Turnover ratio	Steals/game	Blocks/game
15	33.8	14.9	41.7	31.4	78.9	4.0	1.9	2.3	0.8	1.0	0.0

## >> PERSONAL BESTS AT INDIANA STATE

### SEASON HIGH

### CAREER HIGH

#### POINTS

30 at North Dakota St.

30 at North Dakota St.

#### FG MADE

11 at North Dakota St.

11 at North Dakota St.

#### FG ATTEMPTED

22 at North Dakota St.

22 at North Dakota St.

#### 3-PT MADE

5 at North Dakota St.

5 at North Dakota St.

#### 3-PT ATTEMPTED

13 at North Dakota St.

13 at North Dakota St.

#### FT MADE

5 vs New Mexico St, 11/22/21

8 at Valparaiso, 02/13/19

#### FT ATTEMPTED

6 vs New Mexico St, 11/22/21

11 vs LMU, 11/22/19

#### REBOUNDS

6 at Green Bay, 11/09/21

8 vs Air Force, 11/24/19

#### ASSISTS

4 vs Midway, 12/29/21

4, Seven Times

#### STEALS

2 at Loyola, 12/1/21

3 at Missouri St., 01/03/21

#### BLOCKED SHOTS

2 vs Loyola Chicago, 01/10/21

## >> CAREER STATS

SEASON	TEAM	GP-GS	MIN/AVG	Field Goals		3-Point		F-Throws		Rebounds				Scoring						
				FG-FGA	FG%	3FG-3FGA	3FG%	FT-FTA	FT%	OFF	DEF	TOT	AVG	PF-FO	A	TO	BLK	STL	PTS	AVG
2018-19	ISU	23-6	553/24.0	59-147	.401	29-77	.377	42-51	.824	10	64	74	3.2	34-0	24	34	1	21	189	8.2
2019-20	ISU	30-15	671/22.4	68-188	.362	43-127	.339	40-59	.678	1	73	74	2.5	49-0	37	24	2	13	219	7.3
2020-21	ISU	25-21	709/28.4	82-199	.412	43-110	.391	31-38	.816	5	78	83	3.3	41-0	33	34	2	19	238	9.5
2021-22	ISU	15-15	507/33.8	78-187	.417	37-118	.314	30-38	.789	3	57	60	4.0	15-0	29	35	0	15	223	14.9
<b>TOTAL</b>		<b>93-57</b>	<b>2439/26.2</b>	<b>287-721</b>	<b>.398</b>	<b>152-432</b>	<b>.352</b>	<b>143-186</b>	<b>.769</b>	<b>19</b>	<b>272</b>	<b>291</b>	<b>3.1</b>	<b>139-0</b>	<b>123</b>	<b>127</b>	<b>5</b>	<b>68</b>	<b>869</b>	<b>9.3</b>

# 2021-22 INDIANA STATE BASKETBALL GAME NOTES



5

**CAMERON CRAWFORD**

G | Fr. | HS | 6-5 | 175

Hoover, Ala.  
Spain Park HS

## >> BIO INFORMATION

### Prep

A three-year letterwinner at Spain Park High School in Hoover, Ala. under head coach Chris Laatsch ... Scored over 1,000 career points ... Averaged 15.4 points, 5.8 rebounds, 2.5 assists, 1.8 steals per game during his senior season ... Shot 42 percent from behind the arc ... Named the Shelby County Player of the Year ... Earned several postseason honors including being named Oak Mountain Journal Player of the Year, First Team All-Metro, First Team Shelby County Reporter, First Team All-Over The Mountain Journal and Second Team by the Alabama Sports Writers Association ... Helped his team to a 27-8 record and the 7A Final Four ... Scored 24 points and pulled down 12 rebounds in an Elite 8 victory over Huntsville High School ... A recipient of the 2020-2021 Male Athlete of the Year at Spain Park High School.

## >> PERSONAL BESTS AT INDIANA STATE

### SEASON HIGH

### CAREER HIGH

#### POINTS

14 vs Midway, 12/29/21

14 vs Midway, 12/29/21

#### FG MADE

5 vs Midway, 12/29/21

5 vs Midway, 12/29/21

#### FG ATTEMPTED

8 vs Midway, 12/29/21

8 vs Midway, 12/29/21

#### 3-PT MADE

3 at Loyola, 12/1/21

3 at Loyola, 12/1/21

#### 3-PT ATTEMPTED

3 vs Midway, 12/29/21

3 vs Midway, 12/29/21

#### FT MADE

2 vs Midway, 12/29/21

2 vs Midway, 12/29/21

#### FT ATTEMPTED

3 vs Alabama A&M, 12/18/21

3 vs Alabama A&M, 12/18/21

#### REBOUNDS

8 vs Miami OH, 12/04/21

8 vs Miami OH, 12/04/21

#### ASSISTS

2 vs Hanover, 11/14/21

2 vs Hanover, 11/14/21

#### STEALS

1 vs Midway, 12/29/21

1 vs Midway, 12/29/21

#### BLOCKED SHOTS

1 vs Oakland City, 12/20/21

1 vs Oakland City, 12/20/21

## >> 2021-22 GAME-BY-GAME

Opponent	Date	GS	MIN	Total		3-Pointers		Free throws		Rebounds				PF	A	TO	BLK	STL	PTS	AVG	
				FG-FGA	PCT	3FG-3FGA	PCT	FT-FTA	PCT	OFF	DEF	TOT	AVG								
at Green Bay	11/09/2021	*	16:20	2-2	1.000	1-1	1.000	0-0	.000	1	0	1	1.0	1	0	1	1	5	5.0		
at Purdue	11/12/2021	*	14:32	0-0	.000	0-0	.000	0-0	.000	0	1	1	1.0	2	0	1	0	1	0	2.5	
Hanover	11/14/2021		08:36	1-3	.333	1-3	.333	1-2	.500	1	1	2	1.3	0	2	1	0	0	4	3.0	
vs Old Dominion	11/18/2021		07:20	0-1	.000	0-1	.000	0-0	.000	0	1	1	1.3	2	0	1	0	0	0	2.3	
vs Oklahoma	11/19/2021		04:34	0-1	.000	0-1	.000	0-0	.000	0	1	1	1.2	0	0	0	0	0	0	1.8	
at Ball St.	11/27/2021		14:36	2-2	1.000	2-2	1.000	0-0	.000	0	3	3	1.5	2	1	1	0	0	6	2.5	
at Loyola Chicago	12/01/2021		27:00	3-3	1.000	3-3	1.000	0-0	.000	0	1	1	1.4	3	0	1	0	0	9	3.4	
Miami (OH)	12/04/2021	*	37:14	2-6	.333	0-3	.000	1-2	.500	2	6	8	2.3	3	1	0	0	1	5	3.6	
at North Dakota St.	12/13/2021	*	26:13	4-7	.571	1-2	.500	0-0	.000	0	3	3	2.3	2	1	0	0	0	9	4.2	
Alabama A&M	12/18/2021		11:00	0-0	.000	0-0	.000	1-3	.333	1	4	5	2.6	0	2	1	0	0	1	3.9	
Oakland City	12/20/2021	*	26:41	1-4	.250	0-2	.000	0-0	.000	1	2	3	2.6	0	1	1	1	0	2	3.7	
Midway	12/29/2021		19:12	5-8	.625	2-3	.667	2-2	1.000	4	3	7	3.0	0	1	0	0	1	14	4.6	
Bradley	01/02/2022		01:48	0-0	.000	0-0	.000	0-0	.000	0	0	0	2.8	0	0	1	0	0	0	4.2	
Valparaiso	01/22/2022		18:10	1-2	.500	0-1	.000	0-0	.000	0	2	2	2.7	0	0	1	0	0	2	4.1	
Totals			5	233:17	21-39	.538	10-22	.455	5-9	.556	10	28	38	2.7	15	9	10	2	4	57	4.1

### Player Averages

Games Played	Minutes/game	Points/game	FG Pct	3FG Pct	FT Pct	Rebounds/game	Assists/game	Turnovers/game	Assist/Turnover ratio	Steals/game	Blocks/game
14	16.7	4.1	53.8	45.5	55.6	2.7	0.6	0.7	0.9	0.3	0.1

## >> CAREER STATS

				Field Goals		3-Point		F-Throws		Rebounds								Scoring		
SEASON	TEAM	GP-GS	MIN/AVG	FG-FGA	FG%	3FG-3FGA	3FG%	FT-FTA	FT%	OFF	DEF	TOT	AVG	PF-FO	A	TO	BLK	STL	PTS	AVG
2021-22	ISU	14-5	233/16.7	21-39	.538	10-22	.455	5-9	.556	10	28	38	2.7	15-0	9	10	2	4	57	4.1
TOTAL		14-5	233/16.7	21-39	.538	10-22	.455	5-9	.556	10	28	38	2.7	15-0	9	10	2	4	57	4.1

# 2021-22 INDIANA STATE BASKETBALL GAME NOTES



11

**TYREKE KEY**

G | Sr. | 4L | 6-3 | 205

Celina, Tenn.  
Clay County HS

## >> BIO INFORMATION

### Career Notes

Will not see action in 2021-22 after electing for season-ending shoulder surgery.  
Entered 2021-22 ranked sixth all-time in Indiana State basketball history with 1,650 career points.

### 2020-21

Started in all 23 games played ... Named a First Team All-MVC member for the second consecutive season ... The first time a Sycamore earned back-to-back First Team honors since Jake Odum ... Earned NABC All-District Second Team accolades ... Averaged 17.2 points, 5.3 rebounds, two assists and 1.1 steals per game ... Led the Missouri Valley Conference in minutes per game with 33.9 ... Increased his scoring output to 18.6 points per game during conference action ... Shot 47.2 percent from the field, 31.6 percent from beyond the arc and 83.8 percent from the charity stripe ... Scored in double figures in 20 games, including three 30-point performances ... Scored a season high 34 points in the regular season finale against Evansville (2/17) on 14-for-20 shooting ... Scored 31 points to go along with 10 rebounds in front of a national television audience during a win over Loyola (1/10) after shooting 8-for-12 from the field and 12-of-14 at the free throw line ... Recorded two double-doubles with points and rebounds in back-to-back games against Missouri State (1/3) and Loyola (1/10) ... Scored in double-digits in nine-straight games from Dec. 12 - Jan. 10 ... Hit a three-pointer in 20 of the 23 games he played, including a season-high five against Evansville (2/17).

### 2019-20

A Missouri Valley Conference First Team Selection ... Made 32 consecutive free throws from November 17 through December 3 to set a new school record in the MVC era and tie for the 14th-longest in MVC history ... Joined the 1,000 point club in 73 career games which was the fourth-fastest to the mark in school history ... Led the team with 21 points as he hit 12-of-14 free throws in the season opener at Dayton ... Led the team with 20 points and tied a career-high with four 3-pointers at No. 4 Louisville ... Poured in 21 points going 7-of-13 from the field against Duquesne ... Connected on four 3-pointers and posted a season-best 26 points in the win over Air Force at the Junkanoo Jam ... Went a perfect 9-of-9 at the free throw line to score 16 points in the home win over Missouri-St. Louis ... Led the team with 27 points in the home win over North Dakota State ... Tied a career high with nine rebounds in the road victory over Wright State ... Set new career highs with 18 free throws made on 22 free throw attempts to lead the team with 31 points in the home win over Tennessee State ... Tied for the team lead with 17 points in the home win over Chicago State ... Paced the team with 20 points in the MVC opening win over Southern Illinois ... Went 10-of-11 from the free throw line, including a perfect 6-of-6 in the final two minutes to score 27 points and pull down nine rebounds in the road win over Missouri State ... Hit 7-of-11 shots from the field and scored 18 points in the home win over Loyola Chicago ... Hit 4-of-8 from 3-point range to tie for the team lead with 18 points in the home win over Northern Iowa ... Tallied 12 points and six rebounds in the road win over Evansville ... Tallied 20 points and went 9-of-15 from the field, with a pair of 3-pointers in the road win over Southern Illinois.

### 2018-19

Named to the All-MVC Second Team and was elected the team captain of the MVC Most Improved Team ... Named to the NABC All-District Second Team ... Led the team and Missouri Valley Conference in scoring with 17.3 points per game ... Scored 16 points as he hit a pair of 3-pointers in the season opener at Ball State ... Tied for the team lead with seven rebounds against the Cardinals ... Tallied 22 points with a big early 3-pointer and nine free throws to go with five rebounds, three assists and four steals in the road victory over Green Bay ... Led the team with a career-high 23 points in the home opening win over McKendree ... Tallied 16 points as he hit 5-of-7 from the field and all three of his 3-point attempts to go with six rebounds and two assists and steals in the big home victory over Western Kentucky ... Scored 17 points and pulled down four rebounds as he went 8-of-11 from the field in the road victory over San Jose State ... Tallied 17 points and recorded seven rebounds in the home win over Wright State ... Led the team with 26 points as he hit 11-of-15 shots from the field, including a pair of 3-pointers in the home win over Truman ... Posted 12 points including two buckets in the final two minutes to help ISU to a 72-67 win over Colorado in the Diamond Head Classic opener ... Tallied 16 points and hit 10-of-12 from the free throw line in the win over UNLV ... Paced the team with 21 points as he hit 9-of-13 from the field and added five rebounds ... Led the Sycamores with 14 points against Missouri State ... Tallied 16 points and added five rebounds in the 72-66 overtime victory at Evansville ... Paced the Sycamores with 20 points as he hit 9-of-13 shots from the field, including a pair of 3-pointers in the regular season finale against Northern Iowa.

### 2017-18

Named to the MVC All-Freshman Team ... Averaged 5.2 rebounds per league game to rank tied for 18th ... Made his collegiate debut by scoring three points and adding two rebounds with an assist and two steals at Indiana ... Came off the bench to score 11 points and dish out three assists against Auburn ... Led the team with 10 points against Old Dominion ... Scored 14 points as he hit a trio of 3-pointers to go with seven rebounds and a pair of steals in 39 minutes of action as part of the four-overtime game against Ohio ... Scored 11 points off the bench and sparked a key 10-0 run in the second half which led the Sycamores to a 74-64 victory over Air Force ... Posted 16 points at North Texas ... Hit eight free throws against Green Bay ... Recorded his first two career blocked shots at Western Kentucky ... Posted seven points and seven rebounds against Elon ... Posted nine points with four rebounds in the MVC opening win over Valpo.

### Prep

Led Clay County High School to the Tennessee Class A Basketball Championship game, finishing as runner up ... Named Tennessee Class A Mr. Basketball and received numerous all region, all-conference and all-state honors ... Finished his career with 3,287 points scored which is 10th most in the history of the state of Tennessee ... As a senior, he set the Tennessee High School record for most points scored in a season, breaking a 25-year old record held previously by Kentucky legend Tony Delk ... Led the state of Tennessee with 37.3 points per game ... Set state tournament records for the most points in a game (54) as well as for the tournament (128), and the 6-foot-3 guard also tied records for the most points in a quarter (23) and the most field goals for the tournament (44) ... Earned state tournament MVP honors despite his time finishing in 2nd place - the first time that happened in Tennessee since 1996 ... Named an All-State selection ... Seeing time as both a point guard and shooting guard as a junior, Key averaged 28 points, seven rebounds and four assists per game last season, as they put together a 31-3 record and made an appearance in the Class A Tennessee state tournament ... As a junior, Key was named a finalist for the Tennessee Class A Mr. Basketball Award ... Was also a member of the Tennessee Bobcats summer program.

## >> PERSONAL BESTS AT INDIANA STATE

### SEASON HIGH

### CAREER HIGH

### POINTS

34 vs Evansville, 02/17/21

### FG MADE

14 vs Evansville, 02/17/21

### FG ATTEMPTED

20 vs Evansville, 02/17/21

### 3-PT MADE

5 vs Evansville, 02/17/21

### 3-PT ATTEMPTED

8 vs UNI, 02/20/20

### FT MADE

18 vs Tennessee St, 12/18/19

### FT ATTEMPTED

22 vs Tennessee St, 12/18/19

### REBOUNDS

10 vs Loyola Chicago, 01/10/21

### ASSISTS

5 at Wright St., 12/07/19

### STEALS

6 at Valparaiso, 02/13/19

### BLOCKED SHOTS

2, Five Times

## >> CAREER STATS

SEASON	TEAM	GP-GS	MIN/AVG	Field Goals		3-Point		F-Throws		Rebounds				Scoring						
				FG-FGA	FG%	3FG-3FGA	3FG%	FT-FTA	FT%	OFF	DEF	TOT	AVG	PF-FO	A	TO	BLK	STL	PTS	AVG
2017-18	ISU	30-13	843/28.1	82-228	.360	23-71	.324	63-88	.716	25	102	127	4.2	61-1	45	43	8	29	250	8.3
2018-19	ISU	31-31	1066/34.4	181-345	.525	43-96	.448	133-169	.787	26	84	110	3.5	61-1	53	49	1	33	538	17.4
2019-20	ISU	30-30	998/33.3	145-323	.449	56-144	.389	121-143	.846	12	126	138	4.6	63-3	51	55	7	21	467	15.6
2020-21	ISU	23-23	781/34.0	133-282	.472	31-98	.316	98-117	.838	22	101	123	5.3	35-0	47	41	8	25	395	17.2
<b>TOTAL</b>		<b>114-97</b>	<b>3689/32.4</b>	<b>541-1178</b>	<b>.459</b>	<b>153-409</b>	<b>.374</b>	<b>415-517</b>	<b>.803</b>	<b>85</b>	<b>413</b>	<b>498</b>	<b>4.4</b>	<b>220-5</b>	<b>196</b>	<b>188</b>	<b>24</b>	<b>108</b>	<b>1650</b>	<b>14.5</b>





12

**MICAH THOMAS**

G | Fr. | TR | 6-0 | 175

Oklahoma City, Okla.  
Putnam City North HS / NW Florida State

## >> PERSONAL BESTS AT INDIANA STATE

### SEASON HIGH

### CAREER HIGH

#### POINTS

23 vs New Mexico St, 11/22/21 23 vs New Mexico St, 11/22/21

#### FG MADE

9 vs New Mexico St, 11/22/21 9 vs New Mexico St, 11/22/21

#### FG ATTEMPTED

17 at UNI, 1/11/21 17 at UNI, 1/11/21

#### 3-PT MADE

3 at UNI, 1/11/21 3 at UNI, 1/11/21

#### 3-PT ATTEMPTED

11 at UNI, 1/11/21 11 at UNI, 1/11/21

#### FT MADE

4 vs New Mexico St, 11/22/21 4 vs New Mexico St, 11/22/21

#### FT ATTEMPTED

4 vs Missouri St., 1/25/22 4 vs Missouri St., 1/25/22

#### REBOUNDS

8 vs Bradley, 01/02/22 8 vs Bradley, 01/02/22

#### ASSISTS

8 vs Midway, 12/29/21 8 vs Midway, 12/29/21

#### STEALS

3 vs Bradley, 01/02/22 3 vs Bradley, 01/02/22

#### BLOCKED SHOTS

1 at Ball State, 11/27/21 1 at Ball State, 11/27/21

## >> BIO INFORMATION

### Prior to Indiana State

Played one season at Northwest Florida State College ... Saw action in 21 games, starting in 20 games for the Raiders ... Led the team with 13.3 points per game and 3.5 assists per game while grabbing 2.3 rebounds per contest ... Shot at a clip of 44.6 percent from the field, 34.7 percent from range and 86.3 percent from the charity stripe ... Scored in double-digits in 13 games while scoring 20 or more points in three outings ... Scored a season-high 29 points on 10-of-15 shooting during a 74-65 win over Florida Southwestern State.

### Prep

Scored over 2,000 points, recorded 500 assists, and reached the state tournament all four years at Putnam City North High School ... Was crowned State Tournament MVP and State Champion in 2018 and led the Panthers 2019 team to a State Runner-Up highlighted by a career-high 44 points (13-of-19) in the semifinals round ... Earned accolades including the state of Oklahoma's highest honor as the Super 5 Player of the Year while also being tabbed as the Big 10 Player of the Year, Big All-City Player of the Year, and 6A All-State.

## >> 2021-22 GAME-BY-GAME

Opponent	Date	GS	MIN	Total		3-Pointers		Free throws		Rebounds				PF	A	TO	BLK	STL	PTS	AVG	
				FG-FGA	PCT	3FG-3FGA	PCT	FT-FTA	PCT	OFF	DEF	TOT	AVG								
at Purdue	11/12/2021		24:15	3-10	.300	3-8	.375	0-0	.000	1	0	1	1.0	4	5	2	0	0	9	9.0	
Hanover	11/14/2021	*	31:02	6-9	.667	3-6	.500	0-0	.000	0	2	2	1.5	2	2	1	0	1	15	12.0	
vs Old Dominion	11/18/2021	*	22:25	5-9	.556	3-4	.750	1-2	.500	0	1	1	1.3	2	2	4	0	0	14	12.7	
vs Oklahoma	11/19/2021	*	35:56	4-11	.364	1-5	.200	3-3	1.000	0	0	0	1.0	4	1	2	0	0	12	12.5	
vs New Mexico St.	11/21/2021	*	40:00	9-16	.563	1-5	.200	4-4	1.000	1	1	2	1.2	1	0	0	0	1	23	14.6	
at Ball St.	11/27/2021	*	29:43	7-15	.467	4-8	.500	1-1	1.000	3	1	4	1.7	4	2	0	1	2	19	15.3	
at Loyola Chicago	12/01/2021	*	34:00	4-7	.571	1-4	.250	2-2	1.000	1	1	2	1.7	4	5	0	0	0	11	14.7	
Miami (OH)	12/04/2021	*	39:58	2-7	.286	1-4	.250	1-2	.500	0	3	3	1.9	0	4	1	0	3	6	13.6	
at North Dakota St.	12/13/2021		07:51	1-4	.250	0-2	.000	0-0	.000	0	1	1	1.8	0	1	0	0	0	2	12.3	
Alabama A&M	12/18/2021		19:15	2-3	.667	0-1	.000	0-0	.000	0	3	3	1.9	0	1	0	0	1	4	11.5	
Oakland City	12/20/2021		26:03	4-9	.444	2-5	.400	1-2	.500	1	1	2	1.9	2	2	3	0	1	11	11.5	
Midway	12/29/2021	*	31:44	6-11	.545	3-6	.500	2-2	1.000	0	5	5	2.2	0	8	1	0	0	17	11.9	
Bradley	01/02/2022	*	40:00	6-16	.375	4-9	.444	2-2	1.000	0	8	8	2.6	3	4	4	0	3	18	12.4	
at UNI	01/11/2022	*	37:21	6-17	.353	3-11	.273	3-3	1.000	0	0	0	2.4	4	5	0	0	1	18	12.8	
Loyola Chicago	01/15/2022	*	22:46	3-7	.429	1-2	.500	0-0	.000	0	3	3	2.5	4	1	3	0	0	7	12.4	
at Southern Ill.	01/19/2022	*	31:11	1-8	.125	0-4	.000	0-0	.000	0	1	1	2.4	2	0	3	0	0	2	11.8	
Valparaiso	01/22/2022	*	40:00	3-12	.250	1-8	.125	1-2	.500	0	6	6	2.6	2	6	3	1	2	8	11.5	
Missouri St.	01/25/2022	*	27:31	2-5	.400	0-2	.000	3-4	.750	0	2	2	2.6	0	2	2	0	0	7	11.3	
Totals			14	541:01	74-176	.420	31-94	.330	24-29	.828	7	39	46	2.6	38	51	29	2	15	203	11.3

### Player Averages

Games Played	Minutes/ game	Points/ game	FG Pct	3FG Pct	FT Pct	Rebounds/ game	Assists/ game	Turnovers/ game	Assist/Turnover ratio	Steals/ game	Blocks/ game
18	30.1	11.3	42.0	33.0	82.8	2.6	2.8	1.6	1.8	0.8	0.1

## >> CAREER STATS

				Field Goals		3-Point		F-Throws		Rebounds				Scoring						
SEASON	TEAM	GP-GS	MIN/AVG	FG-FGA	FG%	3FG-3FGA	3FG%	FT-FTA	FT%	OFF	DEF	TOT	AVG	PF-FO	A	TO	BLK	STL	PTS	AVG
2021-22	ISU	18-14	541/30.1	74-176	.420	31-94	.330	24-29	.828	7	39	46	2.6	38-0	51	29	2	15	203	11.3
<b>TOTAL</b>		<b>18-14</b>	<b>541/30.1</b>	<b>74-176</b>	<b>.420</b>	<b>31-94</b>	<b>.330</b>	<b>24-29</b>	<b>.828</b>	<b>7</b>	<b>39</b>	<b>46</b>	<b>2.6</b>	<b>38-0</b>	<b>51</b>	<b>29</b>	<b>2</b>	<b>15</b>	<b>203</b>	<b>11.3</b>



13

**SAM MERVIS**

G | Fr. | 1L | 5-11 | 172

Indianapolis, Ind.  
University HS

## >> BIO INFORMATION

### 2020-21

Played in six games during the season, averaging 1.2 minutes per game ... Scored his first collegiate basket against Evansville in the Sycamores' home finale (2/17) ... Picked up a steal in ISU's regular season finale at Valpo (2/27).

### Prep

Point guard for a University High School team that went 63-13 in his three seasons ... Ranked third in scoring at 7.6 points per game but was second on the team with 3.6 rebounds per game and led in assists (5.9 per game) and steals (2.3 per game) ... Finished his prep career with an assist-to-turnover ratio of 3.73.

## >> PERSONAL BESTS AT INDIANA STATE

### SEASON HIGH

#### POINTS

2 vs Hanover, 11/14/21

#### FG MADE

1 vs Oklahoma, 11/19/21

#### FG ATTEMPTED

2 vs Hanover, 11/14/21

#### 3-PT MADE

#### 3-PT ATTEMPTED

#### FT MADE

#### FT ATTEMPTED

#### REBOUNDS

3 vs Alabama A&M, 12/18/21

#### ASSISTS

1 at Purdue, 11/12/21

#### STEALS

1 vs Midway, 12/29/21

#### BLOCKED SHOTS

### CAREER HIGH

2 vs Evansville, 02/17/21

1, Multiple Times

2 vs Hanover, 11/14/21

## >> 2021-22 GAME-BY-GAME

Opponent	Date	GS	MIN	Total		3-Pointers		Free throws		Rebounds				PF	A	TO	BLK	STL	PTS	AVG
				FG-FGA	PCT	3FG-3FGA	PCT	FT-FTA	PCT	OFF	DEF	TOT	AVG							
at Purdue	11/12/2021		02:32	0-0	.000	0-0	.000	0-0	.000	0	1	1	1.0	0	1	0	0	0	0.0	
Hanover	11/14/2021		06:26	1-2	.500	0-0	.000	0-0	.000	0	0	0	0.5	0	0	1	0	1	2	1.0
vs Old Dominion	11/18/2021		06:07	0-0	.000	0-0	.000	0-0	.000	0	0	0	0.3	1	1	1	0	0	0	0.7
vs Oklahoma	11/19/2021		03:13	1-1	1.000	0-0	.000	0-0	.000	0	0	0	0.3	0	1	0	0	0	2	1.0
at Ball St.	11/27/2021		02:15	0-0	.000	0-0	.000	0-0	.000	0	0	0	0.2	0	1	0	0	0	0	0.8
Alabama A&M	12/18/2021		03:58	0-0	.000	0-0	.000	0-0	.000	0	3	3	0.7	0	0	2	0	0	0	0.7
Midway	12/29/2021		11:43	0-1	.000	0-0	.000	0-0	.000	0	2	2	0.9	0	0	1	0	1	0	0.6
Totals			0 36:14	2-4	.500	0-0	.000	0-0	.000	0	6	6	0.9	1	4	5	0	2	4	0.6

### Player Averages

Games Played	Minutes/ game	Points/ game	FG Pct	3FG Pct	FT Pct	Rebounds/ game	Assists/ game	Turnovers/ game	Assist/Turnover ratio	Steals/ game	Blocks/ game
7	5.2	0.6	50.0	0.0	0.0	0.9	0.6	0.7	0.8	0.3	0.0

## >> CAREER STATS

				Field Goals		3-Point		F-Throws		Rebounds				Scoring						
SEASON	TEAM	GP-GS	MIN/AVG	FG-FGA	FG%	3FG-3FGA	3FG%	FT-FTA	FT%	OFF	DEF	TOT	AVG	PF-FO	A	TO	BLK	STL	PTS	AVG
2020-21	ISU	6-0	8/1.3	1-1	1.000	0-0	.000	0-0	.000	0	0	0	0.0	0-0	0	0	0	1	2	0.3
2021-22	ISU	7-0	36/5.2	2-4	.500	0-0	.000	0-0	.000	0	6	6	0.9	1-0	4	5	0	2	4	0.6
<b>TOTAL</b>		<b>13-0</b>	<b>44/3.4</b>	<b>3-5</b>	<b>.600</b>	<b>0-0</b>	<b>.000</b>	<b>0-0</b>	<b>.000</b>	<b>0</b>	<b>6</b>	<b>6</b>	<b>0.5</b>	<b>1-0</b>	<b>4</b>	<b>5</b>	<b>0</b>	<b>3</b>	<b>6</b>	<b>0.5</b>

# 2021-22 INDIANA STATE BASKETBALL GAME NOTES



14

**SIMON WILBAR**

F | R-Fr. | TR | 6-11 | 235

Fort Myers, Fla.  
Canterbury School / Lincoln Memorial

## >> BIO INFORMATION

### 2020-21

After redshirting his true freshman campaign at Lincoln Memorial, Wilbar saw action in 12 games during the pandemic-shortened 2020-21 campaign. The big man averaged 2.8 points and 1.3 rebounds in just 4.6 minutes per game.

### Prep

Wilbar was also a two-star recruit per Verbal Commits out of high school, starring at Canterbury School in Cypress Lake, Fla. The forward led the Cougars to the Florida High School Athletic Association's Class 3A championship game as a junior and followed it up with a senior season that saw him average 16.4 points and 8.8 rebounds per game on the way to being named News-Press All-Area Second Team.

## >> PERSONAL BESTS AT INDIANA STATE

### SEASON HIGH

### CAREER HIGH

#### POINTS

11 at Southern Ill., 1/19/22

11 at Southern Ill., 1/19/22

#### FG MADE

4 at Southern Ill., 1/19/22

4 at Southern Ill., 1/19/22

#### FG ATTEMPTED

9 at Southern Ill., 1/19/22

9 at Southern Ill., 1/19/22

#### 3-PT MADE

3 at Southern Ill., 1/19/22

3 at Southern Ill., 1/19/22

#### 3-PT ATTEMPTED

8 at UNI, 1/11/21

8 at UNI, 1/11/21

#### FT MADE

2 at Loyola, 12/1/21

2 at Loyola, 12/1/21

#### FT ATTEMPTED

2 at Loyola, 12/1/21

2 at Loyola, 12/1/21

#### REBOUNDS

6 at Southern Ill., 1/19/22

6 at Southern Ill., 1/19/22

#### ASSISTS

1 vs Missouri St., 1/25/22

1 vs Missouri St., 1/25/22

#### STEALS

1 at UNI, 1/11/21

1 at UNI, 1/11/21

#### BLOCKED SHOTS

3 at UNI, 1/11/21

3 at UNI, 1/11/21

## >> 2021-22 GAME-BY-GAME

Opponent	Date	GS	MIN	Total		3-Pointers		Free throws		Rebounds				PF	A	TO	BLK	STL	PTS	AVG
				FG-FGA	PCT	3FG-3FGA	PCT	FT-FTA	PCT	OFF	DEF	TOT	AVG							
at Purdue	11/12/2021		03:56	0-2	.000	0-1	.000	0-0	.000	0	1	1	1.0	2	0	0	0	0	0.0	
Hanover	11/14/2021		05:14	1-1	1.000	1-1	1.000	0-0	.000	0	2	2	1.5	2	1	0	0	0	3	1.5
vs Old Dominion	11/18/2021		06:07	1-1	1.000	0-0	.000	0-1	.000	0	1	1	1.3	1	0	0	0	0	2	1.7
vs Oklahoma	11/19/2021		03:13	2-2	1.000	1-1	1.000	0-0	.000	0	1	1	1.3	0	0	0	0	0	5	2.5
at Ball St.	11/27/2021		08:54	1-2	.500	1-2	.500	2-2	1.000	0	1	1	1.2	1	0	1	0	0	5	3.0
at Loyola Chicago	12/01/2021	*	25:00	3-6	.500	3-6	.500	2-2	1.000	0	6	6	2.0	3	0	2	1	0	11	4.3
Miami (OH)	12/04/2021	*	20:41	4-9	.444	2-3	.667	0-0	.000	1	2	3	2.1	0	0	0	1	0	10	5.1
at North Dakota St.	12/13/2021	*	16:50	0-3	.000	0-2	.000	0-0	.000	1	1	2	2.1	0	0	1	0	0	0	4.5
Alabama A&M	12/18/2021	*	10:25	2-5	.400	0-1	.000	0-0	.000	2	1	3	2.2	0	0	0	0	0	4	4.4
Oakland City	12/20/2021	*	06:43	0-2	.000	0-1	.000	0-0	.000	2	2	4	2.4	1	0	0	1	0	0	4.0
at UNI	01/11/2022	*	31:40	3-8	.375	3-8	.375	0-0	.000	1	5	6	2.7	2	0	1	3	1	9	4.5
Loyola Chicago	01/15/2022	*	20:33	2-2	1.000	1-1	1.000	0-0	.000	0	4	4	2.8	2	1	0	0	0	5	4.5
at Southern Ill.	01/19/2022	*	16:19	4-9	.444	3-6	.500	0-0	.000	2	4	6	3.1	2	0	1	0	0	11	5.0
Valparaiso	01/22/2022	*	22:01	1-4	.250	0-3	.000	2-2	1.000	1	7	8	3.4	3	0	1	2	1	4	4.9
Missouri St.	01/25/2022	*	14:07	2-6	.333	1-4	.250	0-0	.000	1	3	4	3.5	2	1	0	0	0	5	4.9
Totals		10	211:43	26-62	.419	16-40	.400	6-7	.857	11	41	52	3.5	21	3	7	8	2	74	4.9

### Player Averages

Games Played	Minutes/game	Points/game	FG Pct	3FG Pct	FT Pct	Rebounds/game	Assists/game	Turnovers/game	Assist/Turnover ratio	Steals/game	Blocks/game
15	14.1	4.9	41.9	40.0	85.7	3.5	0.2	0.5	0.4	0.1	0.5

## >> CAREER STATS

				Field Goals		3-Point		F-Throws		Rebounds											Scoring	
SEASON	TEAM	GP-GS	MIN/AVG	FG-FGA	FG%	3FG-3FGA	3FG%	FT-FTA	FT%	OFF	DEF	TOT	AVG	PF-FO	A	TO	BLK	STL			PTS	AVG
2020-21	LM	12-0	54/4.5	13-25	.520	3-11	.273	4-5	.800	2	13	15	1.3	10-0	2	5	1	0			33	2.8
2021-22	ISU	15-10	212/14.1	26-62	.419	16-40	.400	6-7	.857	11	41	52	3.5	21-0	3	7	8	2			74	4.9
<b>TOTAL FOR ISU</b>		<b>15-10</b>	<b>212/14.1</b>	<b>26-62</b>	<b>.419</b>	<b>16-40</b>	<b>.400</b>	<b>6-7</b>	<b>.857</b>	<b>11</b>	<b>41</b>	<b>52</b>	<b>3.5</b>	<b>21-0</b>	<b>3</b>	<b>7</b>	<b>8</b>	<b>2</b>			<b>74</b>	<b>4.9</b>
<b>TOTAL</b>		<b>27-10</b>	<b>266/9.8</b>	<b>39-87</b>	<b>.448</b>	<b>19-51</b>	<b>.373</b>	<b>10-12</b>	<b>.833</b>	<b>13</b>	<b>54</b>	<b>67</b>	<b>2.5</b>	<b>31-0</b>	<b>5</b>	<b>12</b>	<b>9</b>	<b>2</b>			<b>107</b>	<b>4.0</b>



# 2021-22 INDIANA STATE BASKETBALL GAME NOTES



15

**CAMERON HENRY**

G | R-Jr. | TR | 6-6 | 210

Chesterfield, Va.  
Lloyd C. Bird HS / Lincoln Memorial

## >> BIO INFORMATION

### 2020-21

Joined the Sycamores after three years at Lincoln Memorial ... Averaged double-digits in all three seasons in the blue and gray, culminating in a 15.1 point, 6.0 rebound, and 4.3 assist per game average during his final season in Harrogate ... Showed a prolific ability to score from anywhere on the floor, averaging 39.2 percent from beyond the three-point line during his career while shooting 50.5 percent from the floor overall.

### 2019-20

Averaged 13.7 points per game while shooting 52.4 percent from the floor and 42.2 percent from three ... Also averaged 8.0 rebounds, 3.8 assists, and 2.2 steals per contest ... During his time with the Railsplitters, Henry was named to the All-South Atlantic Conference Second Team in both 2021 and 2020 ... Named D2CCA Southeast All-Region Second Team member in 2020 ... A 2019 South Atlantic Conference All-Freshman Team member ... Earned the SAC's Defensive Player of the Year award.

### Prep

Earned multiple all-conference, all-region, and all-state recognitions at Lloyd C. Bird High School and led the Skyhawks to the 2016-17 Virginia High School League Class 5A state title ... Ranked a two-star recruit by Verbal Commits.

## >> PERSONAL BESTS AT INDIANA STATE

### SEASON HIGH

### CAREER HIGH

#### POINTS

25 vs Valparaiso, 1/22/22

25 vs Valparaiso, 1/22/22

#### FG MADE

10 vs Valparaiso, 1/22/22

10 vs Valparaiso, 1/22/22

#### FG ATTEMPTED

19 vs Oklahoma, 11/19/21

19 vs Oklahoma, 11/19/21

#### 3-PT MADE

4 vs Hanover, 11/14/21

4 vs Hanover, 11/14/21

#### 3-PT ATTEMPTED

9 vs Hanover, 11/14/21

9 vs Hanover, 11/14/21

#### FT MADE

7 at Green Bay, 11/09/21

7 at Green Bay, 11/09/21

#### FT ATTEMPTED

11 at Green Bay, 11/09/21

11 at Green Bay, 11/09/21

#### REBOUNDS

13 vs Old Dominion, 11/18/21

13 vs Old Dominion, 11/18/21

#### ASSISTS

7 vs New Mexico St, 11/22/21

7 vs New Mexico St, 11/22/21

#### STEALS

4 vs Oklahoma, 11/19/21

4 vs Oklahoma, 11/19/21

#### BLOCKED SHOTS

2 vs Miami OH, 12/04/21

2 vs Miami OH, 12/04/21

## >> 2021-22 GAME-BY-GAME

Opponent	Date	GS	MIN	Total		3-Pointers		Free throws		Rebounds				PF	A	TO	BLK	STL	PTS	AVG	
				FG-FGA	PCT	3FG-3FGA	PCT	FT-FTA	PCT	OFF	DEF	TOT	AVG								
at Green Bay	11/09/2021	*	33:13	4-8	.500	0-1	.000	7-11	.636	1	2	3	3.0	2	4	4	1	2	15	15.0	
at Purdue	11/12/2021	*	17:14	5-8	.625	0-2	.000	0-0	.000	0	1	1	2.0	3	1	2	0	0	10	12.5	
Hanover	11/14/2021	*	28:32	7-13	.538	4-9	.444	0-0	.000	0	10	10	4.7	2	4	2	1	0	18	14.3	
vs Old Dominion	11/18/2021	*	26:32	6-11	.545	1-3	.333	1-1	1.000	1	12	13	6.8	2	7	1	0	2	14	14.3	
vs Oklahoma	11/19/2021	*	36:47	10-19	.526	2-7	.286	3-5	.600	2	6	8	7.0	0	4	4	2	4	25	16.4	
vs New Mexico St.	11/21/2021	*	35:03	4-14	.286	2-6	.333	0-0	.000	0	6	6	6.8	4	7	3	0	2	10	15.3	
at Ball St.	11/27/2021	*	31:57	3-10	.300	0-3	.000	2-7	.286	1	6	7	6.9	3	3	3	0	0	8	14.3	
at Loyola Chicago	12/01/2021	*	15:00	4-7	.571	2-2	1.000	1-2	.500	0	2	2	6.3	5	1	3	1	0	11	13.9	
Miami (OH)	12/04/2021	*	30:40	8-14	.571	1-3	.333	4-5	.800	1	7	8	6.4	2	5	3	2	2	21	14.7	
at North Dakota St.	12/13/2021	*	25:17	1-6	.167	0-1	.000	0-0	.000	0	4	4	6.2	3	1	1	0	1	2	13.4	
Alabama A&M	12/18/2021	*	31:05	7-10	.700	1-4	.250	2-3	.667	1	5	6	6.2	2	2	3	0	0	17	13.7	
Oakland City	12/20/2021	*	35:15	7-17	.412	3-6	.500	1-1	1.000	2	6	8	6.3	3	0	2	0	1	18	14.1	
at UNI	01/11/2022	*	36:09	6-13	.462	1-6	.167	5-6	.833	1	3	4	6.2	5	3	2	0	1	18	14.4	
Loyola Chicago	01/15/2022	*	24:07	5-9	.556	1-2	.500	1-2	.500	0	2	2	5.9	3	0	6	0	1	12	14.2	
Valparaiso	01/22/2022	*	27:17	10-18	.556	1-3	.333	4-5	.800	1	5	6	5.9	3	2	5	1	1	25	14.9	
Missouri St.	01/25/2022	*	33:10	5-13	.385	2-3	.667	4-4	1.000	1	7	8	6.0	4	2	6	1	0	16	15.0	
Totals			14	467:18	92-190	.484	21-61	.344	35-52	.673	12	84	96	6.0	46	46	50	9	17	240	15.0

### Player Averages

Games Played	Minutes/game	Points/game	FG Pct	3FG Pct	FT Pct	Rebounds/game	Assists/game	Turnovers/game	Assist/Turnover ratio	Steals/game	Blocks/game
16	29.2	15.0	48.4	34.4	67.3	6.0	2.9	3.1	0.9	1.1	0.6

## >> CAREER STATS

				Field Goals		3-Point		F-Throws		Rebounds				Scoring						
SEASON	TEAM	GP-GS	MIN/AVG	FG-FGA	FG%	3FG-3FGA	3FG%	FT-FTA	FT%	OFF	DEF	TOT	AVG	PF-FO	A	TO	BLK	STL	PTS	AVG
2018-19	LM	28-25	738/26.4	97-214	.453	39-104	.375	57-80	.713	20	138	158	5.6	99-2	48	53	23	30	290	10.4
2019-20	LM	32-30	953/29.8	151-288	.524	54-128	.422	81-101	.802	34	222	256	8.0	97-3	121	76	13	71	437	13.7
2020-21	LM	23-23	654/28.4	128-242	.529	29-79	.367	63-95	.663	18	121	139	6.0	72-5	98	69	15	45	348	15.1
2021-22	ISU	16-14	467/29.2	92-190	.484	21-61	.344	35-52	.673	12	84	96	6.0	46-2	46	50	9	17	240	15.0
<b>TOTAL FOR ISU</b>		<b>16-14</b>	<b>467/29.2</b>	<b>92-190</b>	<b>.484</b>	<b>21-61</b>	<b>.344</b>	<b>35-52</b>	<b>.673</b>	<b>12</b>	<b>84</b>	<b>96</b>	<b>6.0</b>	<b>46-2</b>	<b>46</b>	<b>50</b>	<b>9</b>	<b>17</b>	<b>240</b>	<b>15.0</b>
<b>TOTAL</b>		<b>99-92</b>	<b>2811/28.4</b>	<b>468-934</b>	<b>.501</b>	<b>143-372</b>	<b>.384</b>	<b>236-328</b>	<b>.720</b>	<b>84</b>	<b>565</b>	<b>649</b>	<b>6.6</b>	<b>314-12</b>	<b>313</b>	<b>248</b>	<b>60</b>	<b>163</b>	<b>1315</b>	<b>13.3</b>

## >> BIO INFORMATION

### Prior to Indiana State

Hobbs helped Des Moines Area Community College to a NJCAA Division II National Championship in 2021 ... Played in 26 games – starting in 25 – for the Bears and averaged 12.3 points per game while shooting 44.8 percent from the field and 44.1 percent from behind the arc ... Scored in double-digits in 18 games with a season high 26 points coming in the NJCAA Tournament against Mott ... Averaged 5.3 rebounds, two assists and 0.8 steals per game ... Played Division I basketball at Montana State in 2019-20 ... Played in 10 games ... Made collegiate debut off bench at No. 17/19 Utah State ... Connected on two 3-pointers and scored first career points against Rocky Mountain ... Grabbed career-high 5 rebounds in win over Colorado Christian (Nov. 26) ... Hit first 3-pointer and scored first points in three weeks at CSU Bakersfield (Dec. 19).

### Prep


Graduated from Mesa High School in 2019 ... Four-year member of varsity basketball team ... Standout senior campaign which included being named by the Arizona Interscholastic Association to its All-Conference 1st Team, which recognizes the top players in the largest class of schools in Arizona ... Two-year captain for the Mesa Jackrabbits ... Averaged 17.3 points, 6.3 rebounds, 2.6 assists and 1.6 steals per game during the 2018-19 season ... Was selected as the 6A East Valley Region Player of the Year and Offensive Player of the Year ... Also tabbed an honorable mention by the Arizona Republic for its Boys' Basketball Player of the Year award ... Selected to All-Region 1st Team three times ... Broke the school's all-time career record in 3-pointers with 215 while shooting a 40 percent clip for the Jackrabbits ... Scored 35 points in a game for Mesa his senior year and in his final prep contest recorded a double-double with 19 points and 10 rebounds in a state tournament game ... Member of multiple state tournament teams.

## >> 2021-22 GAME-BY-GAME

Opponent	Date	GS	MIN	Total		3-Pointers		Free throws		Rebounds				PF	A	TO	BLK	STL	PTS	AVG
				FG-FGA	PCT	3FG-3FGA	PCT	FT-FTA	PCT	OFF	DEF	TOT	AVG							
at Green Bay	11/09/2021		10:11	2-2	1.000	1-1	1.000	0-0	.000	1	0	1	1.0	1	0	1	0	0	5	5.0
at Purdue	11/12/2021		13:38	2-5	.400	0-2	.000	0-0	.000	1	3	4	2.5	4	0	1	0	0	4	4.5
Hanover	11/14/2021		10:13	1-4	.250	1-3	.333	0-0	.000	0	2	2	2.3	3	1	0	0	0	3	4.0
vs Old Dominion	11/18/2021		20:14	6-10	.600	2-6	.333	1-3	.333	0	4	4	2.8	5	1	0	0	1	15	6.8
vs Oklahoma	11/19/2021		09:56	0-0	.000	0-0	.000	0-0	.000	0	2	2	2.6	3	1	0	0	0	0	5.4
vs New Mexico St.	11/21/2021		04:57	0-0	.000	0-0	.000	0-0	.000	0	0	0	2.2	0	0	0	0	0	0	4.5
at Ball St.	11/27/2021		14:26	1-3	.333	0-1	.000	0-0	.000	0	3	3	2.3	1	0	0	0	0	2	4.1
at Loyola Chicago	12/01/2021		02:00	0-0	.000	0-0	.000	0-0	.000	0	0	0	2.0	1	0	0	0	0	0	3.6
Miami (OH)	12/04/2021		09:20	0-3	.000	0-3	.000	0-0	.000	0	1	1	1.9	0	0	1	0	0	0	3.2
at North Dakota St.	12/13/2021		04:54	0-0	.000	0-0	.000	0-0	.000	0	1	1	1.8	0	0	0	0	0	0	2.9
Alabama A&M	12/18/2021		13:31	3-6	.500	3-6	.500	2-2	1.000	1	1	2	1.8	2	1	0	0	1	11	3.6
Oakland City	12/20/2021		05:30	1-3	.333	1-2	.500	0-0	.000	1	0	1	1.8	1	0	1	0	1	3	3.6
Midway	12/29/2021		28:08	9-16	.563	5-9	.556	0-0	.000	2	5	7	2.2	4	0	0	0	3	23	5.1
Bradley	01/02/2022 *		40:00	5-11	.455	4-10	.400	0-0	.000	0	9	9	2.6	3	1	2	0	0	14	5.7
Loyola Chicago	01/15/2022		26:38	2-9	.222	2-7	.286	0-0	.000	1	4	5	2.8	1	1	0	0	2	6	5.7
at Southern Ill.	01/19/2022		16:20	2-4	.500	1-3	.333	0-0	.000	0	0	0	2.6	5	0	1	0	1	5	5.7
Valparaiso	01/22/2022 *		21:59	4-6	.667	2-4	.500	0-3	.000	0	1	1	2.5	5	0	0	0	0	10	5.9
Missouri St.	01/25/2022 *		36:01	5-8	.625	4-6	.667	1-2	.500	0	6	6	2.7	2	0	0	0	0	15	6.4
<b>Totals</b>		<b>3</b>	<b>287:56</b>	<b>43-90</b>	<b>.478</b>	<b>26-63</b>	<b>.413</b>	<b>4-10</b>	<b>.400</b>	<b>7</b>	<b>42</b>	<b>49</b>	<b>2.7</b>	<b>41</b>	<b>6</b>	<b>7</b>	<b>0</b>	<b>9</b>	<b>116</b>	<b>6.4</b>

### Player Averages

Games Played	Minutes/ game	Points/ game	FG Pct	3FG Pct	FT Pct	Rebounds/ game	Assists/ game	Turnovers/ game	Assist/Turnover ratio	Steals/ game	Blocks/ game
18	16.0	6.4	47.8	41.3	40.0	2.7	0.3	0.4	0.9	0.5	0.0



24

**ZACH HOBBS**

G | So. | TR | 6-5 | 190

Mesa, Ariz.  
Mesa HS / Des Moines Area CC

## >> PERSONAL BESTS AT INDIANA STATE

### SEASON HIGH

### CAREER HIGH

#### POINTS

23 vs Midway, 12/29/21

23 vs Midway, 12/29/21

#### FG MADE

9 vs Midway, 12/29/21

9 vs Midway, 12/29/21

#### FG ATTEMPTED

16 vs Midway, 12/29/21

16 vs Midway, 12/29/21

#### 3-PT MADE

5 vs Midway, 12/29/21

5 vs Midway, 12/29/21

#### 3-PT ATTEMPTED

10 vs Bradley, 01/02/22

10 vs Bradley, 01/02/22

#### FT MADE

2 vs Alabama A&M, 12/18/21

2 vs Alabama A&M, 12/18/21

#### FT ATTEMPTED

3 vs Old Dominion, 11/18/21

3 vs Old Dominion, 11/18/21

#### REBOUNDS

9 vs Bradley, 01/02/22

9 vs Bradley, 01/02/22

#### ASSISTS

1 vs Oklahoma, 11/19/21

1, Multiple Times

#### STEALS


3 vs Midway, 12/29/21

3 vs Midway, 12/29/21

#### BLOCKED SHOTS

## >> CAREER STATS

				Field Goals		3-Point		F-Throws		Rebounds				Scoring						
SEASON	TEAM	GP-GS	MIN/AVG	FG-FGA	FG%	3FG-3FGA	3FG%	FT-FTA	FT%	OFF	DEF	TOT	AVG	PF-FO	A	TO	BLK	STL	PTS	AVG
2021-22	ISU	18-3	288/16.0	43-90	.478	26-63	.413	4-10	.400	7	42	49	2.7	41-3	6	7	0	9	116	6.4
<b>TOTAL</b>		<b>18-3</b>	<b>288/16.0</b>	<b>43-90</b>	<b>.478</b>	<b>26-63</b>	<b>.413</b>	<b>4-10</b>	<b>.400</b>	<b>7</b>	<b>42</b>	<b>49</b>	<b>2.7</b>	<b>41-3</b>	<b>6</b>	<b>7</b>	<b>0</b>	<b>9</b>	<b>116</b>	<b>6.4</b>



35

**DEARON TUCKER**

F | So. | TR | 6-10 | 240

Dallas, Texas  
Legacy Early College / Oregon State

## >> PERSONAL BESTS AT INDIANA STATE

### SEASON HIGH

#### POINTS

8 at Purdue, 11/12/21

#### FG MADE

3 at Purdue, 11/12/21

#### FG ATTEMPTED

6 at Purdue, 11/12/21

#### 3-PT MADE

#### 3-PT ATTEMPTED

#### FT MADE

5 vs New Mexico St, 11/22/21

#### FT ATTEMPTED

6 vs New Mexico St, 11/22/21

#### REBOUNDS

6 vs Old Dominion, 11/18/21

#### ASSISTS

2 vs Midway, 12/29/21

#### STEALS

#### BLOCKED SHOTS

2 vs Oakland City, 12/20/21

### CAREER HIGH

8 at Purdue, 11/12/21

3 at Purdue, 11/12/21

6 at Purdue, 11/12/21

5 vs New Mexico St, 11/22/21

6 vs New Mexico St, 11/22/21

6 vs Old Dominion, 11/18/21

2 vs Midway, 12/29/21

2 vs Oakland City, 12/20/21

## >> BIO INFORMATION

### Prior to Indiana State

Played in 29 games and started six during Oregon State's Elite Eight run in 2020-21 ... Averaged 2.7 points, 1.7 rebounds, 0.2 assists, 0.2 steals and 0.4 blocked shots in 9.6 minutes per game ... Had five points, one rebound, a career-high four blocked shots and tied a career best with two assists in nine minutes against Oklahoma State (3/21) in the NCAA Tournament ... Got first career assist against Arizona State (1/16) ... Got first career start against Arizona (1/14) ... Had career highs with two steals and 24 minutes against UTSA (12/16) ... Tied a career high with six rebounds against UTSA (12/16) ... Had career highs with 16 points, four field goals made, eight free throws made and six rebounds against Wyoming (12/6) ... Saw action in 17 games at OSU in 2019-20 as a freshman ... Averaged 0.6 points, 0.6 rebounds, 0.1 steals and 0.2 blocked shots in 3.1 minutes per game ... Had a career-high two blocked shots against Stanford (3/5) ... Went 3-for-3 from the field and scored a career-high six points at Arizona State (2/22) ... Made college debut in the season opener against CSUN (11/5) and played one minute.

### Prep

Graduated from Legacy Early College in Greenville, S.C. in 2019 ... Named a three-star recruit by ESPN, Rivals.com and 247 Sports ... Played one year at Legacy Early College for head coach B.J. Jackson ... Averaged 12.7 points and 8.8 rebounds as a senior ... Played junior season at South Garland High School in Garland, Texas ... Averaged 8.5 points and 8.9 rebounds as a junior ... Played sophomore season at Universal Academy in Irving, Texas ... Averaged 13.2 points and 7.8 rebounds as a sophomore ... Played freshman season at Skyline High School in Dallas, Texas ... Averaged 14.1 points and 6.2 rebounds as a freshman ... Played three years in the Nike Elite Youth Basketball League ... Played AAU with Houston Hoops ... Graduated with a 3.2 GPA.

## >> 2021-22 GAME-BY-GAME

Opponent	Date	GS	MIN	Total		3-Pointers		Free throws		Rebounds				PF	A	TO	BLK	STL	PTS	AVG
				FG-FGA	PCT	3FG-3FGA	PCT	FT-FTA	PCT	OFF	DEF	TOT	AVG							
at Green Bay	11/09/2021		06:06	0-1	.000	0-0	.000	0-0	.000	1	2	3	3.0	2	1	2	0	0	0	0.0
at Purdue	11/12/2021		15:18	3-6	.500	0-0	.000	2-2	1.000	5	1	6	4.5	2	2	1	0	0	8	4.0
Hanover	11/14/2021		13:40	0-0	.000	0-0	.000	1-2	.500	1	2	3	4.0	1	0	0	2	0	1	3.0
vs Old Dominion	11/18/2021		14:33	1-2	.500	0-0	.000	0-0	.000	2	4	6	4.5	0	0	0	1	0	2	2.8
vs Oklahoma	11/19/2021		06:29	0-1	.000	0-0	.000	0-0	.000	1	0	1	3.8	0	0	1	0	0	0	2.2
vs New Mexico St.	11/21/2021		18:40	0-2	.000	0-0	.000	5-6	.833	1	2	3	3.7	1	0	1	1	0	5	2.7
at Ball St.	11/27/2021	*	07:21	1-3	.333	0-0	.000	0-0	.000	1	0	1	3.3	2	0	1	0	0	2	2.6
Alabama A&M	12/18/2021		08:23	1-1	1.000	0-0	.000	2-4	.500	0	2	2	3.1	1	0	0	0	0	4	2.8
Oakland City	12/20/2021		09:46	0-0	.000	0-0	.000	0-0	.000	0	3	3	3.1	2	0	1	2	0	0	2.4
Midway	12/29/2021	*	18:55	1-2	.500	0-0	.000	1-2	.500	1	4	5	3.3	1	2	1	1	0	3	2.5
at UNI	01/11/2022		06:49	1-1	1.000	0-0	.000	0-0	.000	0	0	0	3.0	0	0	0	0	0	2	2.5
<b>Totals</b>		<b>2</b>	<b>126:00</b>	<b>8-19</b>	<b>.421</b>	<b>0-0</b>	<b>.000</b>	<b>11-16</b>	<b>.688</b>	<b>13</b>	<b>20</b>	<b>33</b>	<b>3.0</b>	<b>12</b>	<b>5</b>	<b>8</b>	<b>7</b>	<b>0</b>	<b>27</b>	<b>2.5</b>


### Player Averages

Games Played	Minutes/ game	Points/ game	FG Pct	3FG Pct	FT Pct	Rebounds/ game	Assists/ game	Turnovers/ game	Assist/Turnover ratio	Steals/ game	Blocks/ game
11	11.5	2.5	42.1	0.0	68.8	3.0	0.5	0.7	0.6	0.0	0.6

## >> CAREER STATS

				Field Goals		3-Point		F-Throws		Rebounds				Scoring						
SEASON	TEAM	GP-GS	MIN/AVG	FG-FGA	FG%	3FG-3FGA	3FG%	FT-FTA	FT%	OFF	DEF	TOT	AVG	PF-FO	A	TO	BLK	STL	PTS	AVG
2019-20	OSU	17-0	53/3.1	4-8	.500	0-0	.000	2-4	.500	4	7	11	0.6	12-0	0	3	3	1	10	0.6
2020-21	OSU	29-6	281/9.7	25-47	.532	0-0	.000	28-37	.757	14	35	49	1.7	50-1	6	16	13	5	78	2.7
2021-22	ISU	11-2	126/11.5	8-19	.421	0-0	.000	11-16	.688	13	20	33	3.0	12-0	5	8	7	0	27	2.5
<b>TOTAL FOR ISU</b>		<b>11-2</b>	<b>126/11.5</b>	<b>8-19</b>	<b>.421</b>	<b>0-0</b>	<b>.000</b>	<b>11-16</b>	<b>.688</b>	<b>13</b>	<b>20</b>	<b>33</b>	<b>3.0</b>	<b>12-0</b>	<b>5</b>	<b>8</b>	<b>7</b>	<b>0</b>	<b>27</b>	<b>2.5</b>
<b>TOTAL</b>		<b>57-8</b>	<b>461/8.1</b>	<b>37-74</b>	<b>.500</b>	<b>0-0</b>	<b>.000</b>	<b>41-57</b>	<b>.719</b>	<b>31</b>	<b>62</b>	<b>93</b>	<b>1.6</b>	<b>74-1</b>	<b>11</b>	<b>27</b>	<b>23</b>	<b>6</b>	<b>115</b>	<b>2.0</b>





50

**NICK HITTLE**

C | Fr. | 1L | 6-10 | 245

Indianapolis, Ind.  
Culver Academies

## >> BIO INFORMATION

### 2020-21

Redshirted during the 2020-21 season.

### Prep

Grew up in Lawrence Township in Indianapolis, but transferred to Culver Academy - a private school in Northern Indiana ... Played for the Culver Academies teams that played for the Class 3A state title in 2018 and 2019, winning the championship in 2018 ... Played nine minutes and scored five points with three rebounds in Culver's 64-49 Class 3A State Championship win over Evansville Bosse ... Suffered an injury during the 2019 postseason after averaging 4.1 points and 4.1 rebounds for the Eagles as a junior ... Tallied 5.4 points and 3.4 rebounds per game as a sophomore on the State Championship Team ... Played for head coach Mark Galloway at Culver.

## >> PERSONAL BESTS AT INDIANA STATE

### SEASON HIGH

### CAREER HIGH

#### POINTS

14 vs Missouri St., 1/25/22

14 vs Missouri St., 1/25/22

#### FG MADE

5 vs Missouri St., 1/25/22

5 vs Missouri St., 1/25/22

#### FG ATTEMPTED

6 vs Missouri St., 1/25/22

6 vs Missouri St., 1/25/22

#### 3-PT MADE

4 vs Missouri St., 1/25/22

4 vs Missouri St., 1/25/22

#### 3-PT ATTEMPTED

5 vs Missouri St., 1/25/22

5 vs Missouri St., 1/25/22

#### FT MADE

4 vs Midway, 12/29/21

4 vs Midway, 12/29/21

#### FT ATTEMPTED

4 vs Midway, 12/29/21

4 vs Midway, 12/29/21

#### REBOUNDS

3 vs Hanover, 11/14/21

3 vs Hanover, 11/14/21

#### ASSISTS

2 vs Bradley, 01/02/22

vs Bradley, 01/02/22

#### STEALS

#### BLOCKED SHOTS

1 vs Midway, 12/29/21

1 vs Midway, 12/29/21

## >> 2021-22 GAME-BY-GAME

Opponent	Date	GS	MIN	Total		3-Pointers		Free throws		Rebounds				PF	A	TO	BLK	STL	PTS	AVG
				FG-FGA	PCT	3FG-3FGA	PCT	FT-FTA	PCT	OFF	DEF	TOT	AVG							
at Purdue	11/12/2021		02:32	1-1	1.000	1-1	1.000	0-0	.000	0	0	0	0.0	0	0	0	0	0	3	3.0
Hanover	11/14/2021		06:26	2-2	1.000	1-1	1.000	0-0	.000	1	2	3	1.5	0	0	0	0	0	5	4.0
vs Old Dominion	11/18/2021		06:07	1-3	.333	1-3	.333	0-0	.000	0	1	1	1.3	2	0	0	0	0	3	3.7
vs Oklahoma	11/19/2021		04:34	0-2	.000	0-2	.000	0-0	.000	0	2	2	1.5	1	0	0	0	0	0	2.8
at Ball St.	11/27/2021		02:15	1-1	1.000	1-1	1.000	0-0	.000	0	0	0	1.2	0	0	0	0	0	3	2.8
Alabama A&M	12/18/2021		03:58	0-2	.000	0-2	.000	0-0	.000	0	1	1	1.2	0	0	0	0	0	0	2.3
Midway	12/29/2021		13:24	3-6	.500	1-3	.333	4-4	1.000	0	2	2	1.3	0	0	1	1	0	11	3.6
Bradley	01/02/2022		06:55	1-2	.500	1-2	.500	0-0	.000	1	1	2	1.4	0	2	0	0	0	3	3.5
Missouri St.	01/25/2022		14:56	5-6	.833	4-5	.800	0-0	.000	0	2	2	1.4	3	0	0	0	0	14	4.7
<b>Totals</b>		<b>0</b>	<b>61:07</b>	<b>14-25</b>	<b>.560</b>	<b>10-20</b>	<b>.500</b>	<b>4-4</b>	<b>1.000</b>	<b>2</b>	<b>11</b>	<b>13</b>	<b>1.4</b>	<b>6</b>	<b>2</b>	<b>1</b>	<b>1</b>	<b>0</b>	<b>42</b>	<b>4.7</b>

### Player Averages

Games Played	Minutes/ game	Points/ game	FG Pct	3FG Pct	FT Pct	Rebounds/ game	Assists/ game	Turnovers/ game	Assist/Turnover ratio	Steals/ game	Blocks/ game
9	6.8	4.7	56.0	50.0	100.0	1.4	0.2	0.1	2.0	0.0	0.1

## >> CAREER STATS

				Field Goals		3-Point		F-Throws		Rebounds				Scoring						
SEASON	TEAM	GP-GS	MIN/AVG	FG-FGA	FG%	3FG-3FGA	3FG%	FT-FTA	FT%	OFF	DEF	TOT	AVG	PF-FO	A	TO	BLK	STL	PTS	AVG
2021-22	ISU	9-0	61/6.8	14-25	.560	10-20	.500	4-4	1.000	2	11	13	1.4	6-0	2	1	1	0	42	4.7
<b>TOTAL</b>		<b>9-0</b>	<b>61/6.8</b>	<b>14-25</b>	<b>.560</b>	<b>10-20</b>	<b>.500</b>	<b>4-4</b>	<b>1.000</b>	<b>2</b>	<b>11</b>	<b>13</b>	<b>1.4</b>	<b>6-0</b>	<b>2</b>	<b>1</b>	<b>1</b>	<b>0</b>	<b>42</b>	<b>4.7</b>

# 2021-22 INDIANA STATE BASKETBALL GAME NOTES

## >> 2021-22 INDIANA STATE OVERALL STATISTICS

### Game Records

Record	Overall	Home	Away	Neutral
ALL GAMES	9-10	7-2	1-6	1-2
CONFERENCE	2-5	2-2	0-3	0-0
NON-CONFERENCE	7-5	5-0	1-3	1-2

### Score by Periods

Team	1st	2nd	OT	TOT
Indiana St.	709	685	2	1396
Opponents	650	681	8	1339

### Team Box Score

No. Player					Total		3-Point		F-Throw		Rebounds												
		GP-GS	MIN	AVG	FG-FGA	FG%	3FG-3FGA	3FG%	FT-FTA	FT%	OFF	DEF	TOT	AVG	PF	DQ	A	TO	BLK	STL	PTS	AVG	
15	HENRY, Cameron	16-14	467:18	29.2	92-190	.484	21-61	.344	35-52	.673	12	84	96	6.0	46	2	46	50	9	17	240	15.0	
4	NEESE, Cooper	15-15	506:37	33.8	78-187	.417	37-118	.314	30-38	.789	3	57	60	4.0	15	0	29	35	0	15	223	14.9	
12	THOMAS, Micah	18-14	541:01	30.1	74-176	.420	31-94	.330	24-29	.828	7	39	46	2.6	38	0	51	29	2	15	203	11.3	
0	BLEDSON, Xavier	14-9	421:01	30.1	54-119	.454	11-31	.355	38-45	.844	14	44	58	4.1	38	2	67	40	0	18	157	11.2	
3	STEPHENS, Kailex	17-8	369:30	21.7	52-105	.495	11-36	.306	25-35	.714	16	66	82	4.8	19	0	16	17	3	8	140	8.2	
24	HOBBS, Zach	18-3	287:56	16.0	43-90	.478	26-63	.413	4-10	.400	7	42	49	2.7	41	3	6	7	0	9	116	6.4	
1	LARRY, Julian	18-15	534:16	29.7	38-85	.447	6-22	.273	25-31	.806	14	59	73	4.1	33	0	36	22	3	27	107	5.9	
14	WILBAR, Simon	15-10	211:43	14.1	26-62	.419	16-40	.400	6-7	.857	11	41	52	3.5	21	0	3	7	8	2	74	4.9	
50	HITTLE, Nick	9-0	61:07	6.8	14-25	.560	10-20	.500	4-4	1.000	2	11	13	1.4	6	0	2	1	1	0	42	4.7	
5	CRAWFORD, Cameron	14-5	233:17	16.7	21-39	.538	10-22	.455	5-9	.556	10	28	38	2.7	15	0	9	10	2	4	57	4.1	
2	PETERSON, Quimari	2-0	29:00	14.5	3-11	.273	0-6	.000	0-0	.000	2	4	6	3.0	5	0	1	2	0	2	6	3.0	
35	TUCKER, Dearon	11-2	126:00	11.5	8-19	.421	0-0	.000	11-16	.688	13	20	33	3.0	12	0	5	8	7	0	27	2.5	
13	MERVIS, Sam	7-0	36:14	5.2	2-4	.500	0-0	.000	0-0	.000	0	6	6	0.9	1	0	4	5	0	2	4	0.6	
Team											25	32	57				10						
Total		19	3825		505-1112	.454	179-513	.349	207-276	.750	136	533	669	35.2	290	7	275	243	35	119	1396	73.5	
Opponents		19	3825		488-1141	.428	146-423	.345	217-290	.748	161	502	663	34.9	275	1	229	236	64	120	1339	70.5	

### Team Statistics

	ISU	OPP
<b>Scoring</b>	<b>1396</b>	<b>1339</b>
Points per game	73.5	70.5
Scoring margin	+3.0	-
<b>Field goals-att</b>	<b>505-1112</b>	<b>488-1141</b>
Field goal pct	.454	.428
<b>3 point fg-att</b>	<b>179-513</b>	<b>146-423</b>
3-point FG pct	.349	.345
3-pt FG made per game	9.4	7.7
<b>Free throws-att</b>	<b>207-276</b>	<b>217-290</b>
Free throw pct	.750	.748
F-Throws made per game	10.9	11.4
<b>Rebounds</b>	<b>669</b>	<b>663</b>
Rebounds per game	35.2	34.9
Rebounding margin	+0.3	-
<b>Assists</b>	<b>275</b>	<b>229</b>
Assists per game	14.5	12.1
<b>Turnovers</b>	<b>243</b>	<b>236</b>
Turnovers per game	12.8	12.4
Turnover margin	-0.4	-
Assist/turnover ratio	1.1	1.0
<b>Steals</b>	<b>119</b>	<b>120</b>
Steals per game	6.3	6.3
<b>Blocks</b>	<b>35</b>	<b>64</b>
Blocks per game	1.8	3.4
<b>Winning streak</b>	<b>1</b>	<b>-</b>
Home win streak	1	-
<b>Attendance</b>	<b>26540</b>	<b>29943</b>
Home games-Avg/Game	9-2949	7-4278
Neutral site-Avg/Game	-	3-1150

### Team Results

Date	Opponent		Score	Att.
11/09/2021	at Green Bay	W	81-77	1834
11/12/2021	at Purdue	L	67-92	14804
11/14/2021	Hanover	W	90-49	3000
11/18/2021	vs Old Dominion	W	77-36	1237
11/19/2021	vs Oklahoma	L	63-87	1131
11/21/2021	vs New Mexico St.	L	66-80	1083
11/27/2021	at Ball St.	L	75-97	3017
12/01/2021	at Loyola Chicago	L	76-88	2915
12/04/2021	Miami (OH)	W	69-68	3456
12/13/2021	at North Dakota St.	L	70-77	1434
12/18/2021	Alabama A&M	W	67-43	3011
12/20/2021	Oakland City	W	78-69	2391
12/29/2021	Midway	W	107-51	2405
01/02/2022	Bradley	W	76-71	2806
01/11/2022	at UNI	Lot	74-80	1797
01/15/2022	Loyola Chicago	L	56-64	3614
01/19/2022	at Southern Ill.	L	55-63	4142
01/22/2022	Valparaiso	L	73-75	2846
01/25/2022	Missouri St.	W	76-72	3011

# 2021-22 INDIANA STATE BASKETBALL GAME NOTES

## >> 2021-22 INDIANA STATE MISSOURI VALLEY CONFERENCE ONLY OVERALL STATISTICS

### Game Records

Record	Overall	Home	Away	Neutral
ALL GAMES	2-5	2-2	0-3	0-0
CONFERENCE	2-5	2-2	0-3	0-0
NON-CONFERENCE	0-0	0-0	0-0	0-0

### Score by Periods

Team	1st	2nd	OT	TOT
Indiana St.	264	220	2	486
Opponents	236	269	8	513

### Team Box Score

No.	Player				Total		3-Point		F-Throw		Rebounds											
		GP-GS	MIN	AVG	FG-FGA	FG%	3FG-3FGA	3FG%	FT-FTA	FT%	OFF	DEF	TOT	AVG	PF	DQ	A	TO	BLK	STL	PTS	AVG
15	HENRY, Cameron	5-4	135:44	27.1	30-60	.500	7-16	.438	15-19	.789	3	19	22	4.4	20	2	8	22	3	3	82	16.4
4	NEESE, Cooper	4-4	150:18	37.6	17-45	.378	9-29	.310	2-4	.500	0	11	11	2.8	5	0	11	13	0	7	45	11.3
0	BLEDSON, Xavier	6-3	177:44	29.6	23-54	.426	6-16	.375	12-14	.857	8	21	29	4.8	16	2	28	20	0	10	64	10.7
12	THOMAS, Micah	7-7	232:49	33.3	25-72	.347	10-40	.250	11-13	.846	1	21	22	3.1	19	0	23	15	1	6	71	10.1
50	HITTLE, Nick	2-0	21:51	10.9	6-8	.750	5-7	.714	0-0	.000	1	3	4	2.0	3	0	2	0	0	0	17	8.5
24	HOBBS, Zach	6-3	142:58	23.8	18-38	.474	13-30	.433	1-5	.200	1	20	21	3.5	17	2	2	3	0	3	50	8.3
3	STEPHENS, Kailex	6-1	127:08	21.2	17-33	.515	6-14	.429	8-10	.800	4	21	25	4.2	2	0	7	5	1	2	48	8.0
14	WILBAR, Simon	6-6	129:40	21.6	15-35	.429	11-28	.393	4-4	1.000	5	29	34	5.7	14	0	2	5	6	2	45	7.5
1	LARRY, Julian	7-7	227:59	32.6	15-40	.375	5-14	.357	10-11	.909	4	33	37	5.3	14	0	17	15	2	13	45	6.4
2	PETERSON, Quimari	1-0	25:02	25.0	3-8	.375	0-5	.000	0-0	.000	1	4	5	5.0	4	0	1	2	0	2	6	6.0
5	CRAWFORD, Cameron	3-0	46:58	15.7	4-5	.800	3-4	.750	0-0	.000	0	3	3	1.0	3	0	0	3	0	0	11	3.7
35	TUCKER, Dearon	1-0	06:49	6.8	1-1	1.000	0-0	.000	0-0	.000	0	0	0	0.0	0	0	0	0	0	0	2	2.0
Team											12	10	22					4				
Total		7	1425		174-399	.436	75-203	.369	63-80	.788	40	195	235	33.6	117	6	101	107	13	48	486	69.4
Opponents		7	1425		179-418	.428	58-175	.331	97-118	.822	60	193	253	36.1	96	0	81	87	24	52	513	73.3

### Team Statistics

	ISU	OPP
<b>Scoring</b>	<b>486</b>	<b>513</b>
Points per game	69.4	73.3
Scoring margin	-3.9	-
<b>Field goals-att</b>	<b>174-399</b>	<b>179-418</b>
Field goal pct	.436	.428
<b>3 point fg-att</b>	<b>75-203</b>	<b>58-175</b>
3-point FG pct	.369	.331
3-pt FG made per game	10.7	8.3
<b>Free throws-att</b>	<b>63-80</b>	<b>97-118</b>
Free throw pct	.788	.822
F-Throws made per game	9.0	13.9
<b>Rebounds</b>	<b>235</b>	<b>253</b>
Rebounds per game	33.6	36.1
Rebounding margin	-2.6	-
<b>Assists</b>	<b>101</b>	<b>81</b>
Assists per game	14.4	11.6
<b>Turnovers</b>	<b>107</b>	<b>87</b>
Turnovers per game	15.3	12.4
Turnover margin	-2.9	-
Assist/turnover ratio	0.9	0.9
<b>Steals</b>	<b>48</b>	<b>52</b>
Steals per game	6.9	7.4
<b>Blocks</b>	<b>13</b>	<b>24</b>
Blocks per game	1.9	3.4
<b>Winning streak</b>	<b>1</b>	<b>-</b>
Home win streak	1	-
<b>Attendance</b>	<b>12277</b>	<b>8854</b>
Home games-Avg/Game	4-3069	3-2951
Neutral site-Avg/Game	-	0-0

### Team Results

Date	Opponent		Score	Att.
12/01/2021	at Loyola Chicago	L	76-88	2915
01/02/2022	Bradley	W	76-71	2806
01/11/2022	at UNI	Lot	74-80	1797
01/15/2022	Loyola Chicago	L	56-64	3614
01/19/2022	at Southern Ill.	L	55-63	4142
01/22/2022	Valparaiso	L	73-75	2846
01/25/2022	Missouri St.	W	76-72	3011



## >> 2021-22 INDIANA STATE CATEGORY LEADERS

### Points

##	Player	G	Pts	Pts/G
15	Henry, Cameron	16	240	15.0
4	Neese, Cooper	15	223	14.9
12	Thomas, Micah	18	203	11.3
0	Bledson, Xavier	14	157	11.2
3	Stephens, Kailex	17	140	8.2
24	Hobbs, Zach	18	116	6.4
1	Larry, Julian	18	107	5.9
14	Wilbar, Simon	15	74	4.9
5	Crawford, Cameron	14	57	4.1
50	Hittle, Nick	9	42	4.7
35	Tucker, Dearon	11	27	2.5
2	Peterson, Quimari	2	6	3.0
13	Mervis, Sam	7	4	0.6

### Scoring Average

##	Player	G	Pts	Pts/G
15	Henry, Cameron	16	240	15.0
4	Neese, Cooper	15	223	14.9
12	Thomas, Micah	18	203	11.3
0	Bledson, Xavier	14	157	11.2
3	Stephens, Kailex	17	140	8.2
24	Hobbs, Zach	18	116	6.4
1	Larry, Julian	18	107	5.9
14	Wilbar, Simon	15	74	4.9
50	Hittle, Nick	9	42	4.7
5	Crawford, Cameron	14	57	4.1
2	Peterson, Quimari	2	6	3.0
35	Tucker, Dearon	11	27	2.5
13	Mervis, Sam	7	4	0.6

### Field Goal Percentage

##	Player	FG	Att	Pct
50	Hittle, Nick	14	25	.560
5	Crawford, Cameron	21	39	.538
13	Mervis, Sam	2	4	.500
3	Stephens, Kailex	52	105	.495
15	Henry, Cameron	92	190	.484
24	Hobbs, Zach	43	90	.478
0	Bledson, Xavier	54	119	.454
1	Larry, Julian	38	85	.447
35	Tucker, Dearon	8	19	.421
12	Thomas, Micah	74	176	.420
14	Wilbar, Simon	26	62	.419
4	Neese, Cooper	78	187	.417
2	Peterson, Quimari	3	11	.273

### Field Goal Attempts

##	Player	G	Att	Att/G
15	Henry, Cameron	16	190	11.9
4	Neese, Cooper	15	187	12.5
12	Thomas, Micah	18	176	9.8
0	Bledson, Xavier	14	119	8.5
3	Stephens, Kailex	17	105	6.2

### Field Goals Made

##	Player	G	Made	Made/G
15	Henry, Cameron	16	92	5.8
4	Neese, Cooper	15	78	5.2
12	Thomas, Micah	18	74	4.1
0	Bledson, Xavier	14	54	3.9
3	Stephens, Kailex	17	52	3.1

## >> 2021-22 INDIANA STATE CATEGORY LEADERS

### 3-Point FG Percentage

##	Player	3FG	Att	Pct
50	Hittle, Nick	10	20	.500
5	Crawford, Cameron	10	22	.455
24	Hobbs, Zach	26	63	.413
14	Wilbar, Simon	16	40	.400
0	Bledson, Xavier	11	31	.355
15	Henry, Cameron	21	61	.344
12	Thomas, Micah	31	94	.330
4	Neese, Cooper	37	118	.314
3	Stephens, Kailex	11	36	.306
1	Larry, Julian	6	22	.273

### Free Throw Percentage

##	Player	Made	Att	Pct
50	Hittle, Nick	4	4	1.000
14	Wilbar, Simon	6	7	.857
0	Bledson, Xavier	38	45	.844
12	Thomas, Micah	24	29	.828
1	Larry, Julian	25	31	.806
4	Neese, Cooper	30	38	.789
3	Stephens, Kailex	25	35	.714
35	Tucker, Dearon	11	16	.688
15	Henry, Cameron	35	52	.673
5	Crawford, Cameron	5	9	.556
24	Hobbs, Zach	4	10	.400

### Rebounds

##	Player	G	Reb	Reb/G
15	Henry, Cameron	16	96	6.0
3	Stephens, Kailex	17	82	4.8
1	Larry, Julian	18	73	4.1
4	Neese, Cooper	15	60	4.0
0	Bledson, Xavier	14	58	4.1

### Rebounds Average

##	Player	G	Reb	Reb/G
15	Henry, Cameron	16	96	6.0
3	Stephens, Kailex	17	82	4.8
0	Bledson, Xavier	14	58	4.1
1	Larry, Julian	18	73	4.1
4	Neese, Cooper	15	60	4.0

### 3-Point FG Attempts

##	Player	G	Att	Att/G
4	Neese, Cooper	15	118	7.9
12	Thomas, Micah	18	94	5.2
24	Hobbs, Zach	18	63	3.5
15	Henry, Cameron	16	61	3.8
14	Wilbar, Simon	15	40	2.7

### 3-Point FG Made

##	Player	G	Made	Made/G
4	Neese, Cooper	15	37	2.5
12	Thomas, Micah	18	31	1.7
24	Hobbs, Zach	18	26	1.4
15	Henry, Cameron	16	21	1.3
14	Wilbar, Simon	15	16	1.1

### Free Throw Attempts

##	Player	G	Att	Att/G
15	Henry, Cameron	16	52	3.3
0	Bledson, Xavier	14	45	3.2
4	Neese, Cooper	15	38	2.5
3	Stephens, Kailex	17	35	2.1
1	Larry, Julian	18	31	1.7

### Free Throws Made

##	Player	G	Made	Made/G
0	Bledson, Xavier	14	38	2.7
15	Henry, Cameron	16	35	2.2
4	Neese, Cooper	15	30	2.0
3	Stephens, Kailex	17	25	1.5
1	Larry, Julian	18	25	1.4

### Assists

##	Player	G	Ast	Ast/G
0	Bledson, Xavier	14	67	4.8
12	Thomas, Micah	18	51	2.8
15	Henry, Cameron	16	46	2.9
1	Larry, Julian	18	36	2.0
4	Neese, Cooper	15	29	1.9

### Steals

##	Player	G	Stl	Stl/G
1	Larry, Julian	18	27	1.5
0	Bledson, Xavier	14	18	1.3
15	Henry, Cameron	16	17	1.1
4	Neese, Cooper	15	15	1.0
12	Thomas, Micah	18	15	0.8

# 2021-22 INDIANA STATE BASKETBALL GAME NOTES

## >> 2021-22 INDIANA STATE OVERALL/CONFERENCE STATISTICS

### Summary

Player	Overall Statistics										Conference Statistics									
	GP-GS	MIN/G	FG%	3FG%	FT%	R/G	A/G	STL	BLK	PTS/G	GP-GS	MIN/G	FG%	3FG%	FT%	R/G	A/G	STL	BLK	PTS/G
HENRY, Cameron	16-14	29.2	.484	.344	.673	6.0	2.9	17	9	15.0	5-4	27.1	.500	.438	.789	4.4	1.6	3	3	16.4
NEESE, Cooper	15-15	33.8	.417	.314	.789	4.0	1.9	15	0	14.9	4-4	37.6	.378	.310	.500	2.8	2.8	7	0	11.3
THOMAS, Micah	18-14	30.1	.420	.330	.828	2.6	2.8	15	2	11.3	7-7	33.3	.347	.250	.846	3.1	3.3	6	1	10.1
BLEDSON, Xavier	14-9	30.1	.454	.355	.844	4.1	4.8	18	0	11.2	6-3	29.6	.426	.375	.857	4.8	4.7	10	0	10.7
STEPHENS, Kailex	17-8	21.7	.495	.306	.714	4.8	0.9	8	3	8.2	6-1	21.2	.515	.429	.800	4.2	1.2	2	1	8.0
HOBBS, Zach	18-3	16.0	.478	.413	.400	2.7	0.3	9	0	6.4	6-3	23.8	.474	.433	.200	3.5	0.3	3	0	8.3
LARRY, Julian	18-15	29.7	.447	.273	.806	4.1	2.0	27	3	5.9	7-7	32.6	.375	.357	.909	5.3	2.4	13	2	6.4
WILBAR, Simon	15-10	14.1	.419	.400	.857	3.5	0.2	2	8	4.9	6-6	21.6	.429	.393	1.000	5.7	0.3	2	6	7.5
HITTLE, Nick	9-0	6.8	.560	.500	1.000	1.4	0.2	0	1	4.7	2-0	10.9	.750	.714	.000	2.0	1.0	0	0	8.5
CRAWFORD, Cameron	14-5	16.7	.538	.455	.556	2.7	0.6	4	2	4.1	3-0	15.7	.800	.750	.000	1.0	0.0	0	0	3.7
PETERSON, Quimari	2-0	14.5	.273	.000	.000	3.0	0.5	2	0	3.0	1-0	25.0	.375	.000	.000	5.0	1.0	2	0	6.0
TUCKER, Dearon	11-2	11.5	.421	.000	.688	3.0	0.5	0	7	2.5	1-0	6.8	1.000	.000	.000	0.0	0.0	0	0	2.0
MERVIS, Sam	7-0	5.2	.500	.000	.000	0.9	0.6	2	0	0.6	0-0	0.0	.000	.000	.000	0.0	0.0	0	0	0.0
<b>Totals</b>	<b>19</b>		<b>.454</b>	<b>.349</b>	<b>.750</b>	<b>35.2</b>	<b>14.5</b>	<b>119</b>	<b>35</b>	<b>73.5</b>	<b>7</b>		<b>.436</b>	<b>.369</b>	<b>.788</b>	<b>33.6</b>	<b>14.4</b>	<b>48</b>	<b>13</b>	<b>69.4</b>
<b>Opponent</b>	<b>19</b>		<b>.428</b>	<b>.345</b>	<b>.748</b>	<b>34.9</b>	<b>12.1</b>	<b>120</b>	<b>64</b>	<b>70.5</b>	<b>7</b>		<b>.428</b>	<b>.331</b>	<b>.822</b>	<b>36.1</b>	<b>11.6</b>	<b>52</b>	<b>24</b>	<b>73.3</b>

### Scoring

Player	Overall Statistics								Conference Statistics							
	FG-FGA	FG%	3FG-3FGA	3FG%	FT-FTA	FT%	PTS	PTS/G	FG-FGA	FG%	3FG-3FGA	3FG%	FT-FTA	FT%	PTS	PTS/G
HENRY, Cameron	92-190	.484	21-61	.344	35-52	.673	240	15.0	30-60	.500	7-16	.438	15-19	.789	82	16.4
NEESE, Cooper	78-187	.417	37-118	.314	30-38	.789	223	14.9	17-45	.378	9-29	.310	2-4	.500	45	11.3
THOMAS, Micah	74-176	.420	31-94	.330	24-29	.828	203	11.3	25-72	.347	10-40	.250	11-13	.846	71	10.1
BLEDSON, Xavier	54-119	.454	11-31	.355	38-45	.844	157	11.2	23-54	.426	6-16	.375	12-14	.857	64	10.7
STEPHENS, Kailex	52-105	.495	11-36	.306	25-35	.714	140	8.2	17-33	.515	6-14	.429	8-10	.800	48	8.0
HOBBS, Zach	43-90	.478	26-63	.413	4-10	.400	116	6.4	18-38	.474	13-30	.433	1-5	.200	50	8.3
LARRY, Julian	38-85	.447	6-22	.273	25-31	.806	107	5.9	15-40	.375	5-14	.357	10-11	.909	45	6.4
WILBAR, Simon	26-62	.419	16-40	.400	6-7	.857	74	4.9	15-35	.429	11-28	.393	4-4	1.000	45	7.5
HITTLE, Nick	14-25	.560	10-20	.500	4-4	1.000	42	4.7	6-8	.750	5-7	.714	0-0	.000	17	8.5
CRAWFORD, Cameron	21-39	.538	10-22	.455	5-9	.556	57	4.1	4-5	.800	3-4	.750	0-0	.000	11	3.7
PETERSON, Quimari	3-11	.273	0-6	.000	0-0	.000	6	3.0	3-8	.375	0-5	.000	0-0	.000	6	6.0
TUCKER, Dearon	8-19	.421	0-0	.000	11-16	.688	27	2.5	1-1	1.000	0-0	.000	0-0	.000	2	2.0
MERVIS, Sam	2-4	.500	0-0	.000	0-0	.000	4	0.6	0-0	.000	0-0	.000	0-0	.000	0	0.0
<b>Totals</b>	<b>505-1112</b>	<b>.454</b>	<b>179-513</b>	<b>.349</b>	<b>207-276</b>	<b>.750</b>	<b>1396</b>	<b>73.5</b>	<b>174-399</b>	<b>.436</b>	<b>75-203</b>	<b>.369</b>	<b>63-80</b>	<b>.788</b>	<b>486</b>	<b>69.4</b>
<b>Opponent</b>	<b>488-1141</b>	<b>.428</b>	<b>146-423</b>	<b>.345</b>	<b>217-290</b>	<b>.748</b>	<b>1339</b>	<b>70.5</b>	<b>179-418</b>	<b>.428</b>	<b>58-175</b>	<b>.331</b>	<b>97-118</b>	<b>.822</b>	<b>513</b>	<b>73.3</b>

### Totals

Player	Overall Statistics										Conference Statistics									
	O-REB	D-REB	TOTAL	PF	FO	A	TO	A/TO	HI	PTS	O-REB	D-REB	TOTAL	PF	FO	A	TO	A/TO	HI	PTS
HENRY, Cameron	12	84	96	46	2	46	50	0.9	25		3	19	22	20	2	8	22	0.4	25	
NEESE, Cooper	3	57	60	15	0	29	35	0.8	30		0	11	11	5	0	11	13	0.8	19	
THOMAS, Micah	7	39	46	38	0	51	29	1.8	23		1	21	22	19	0	23	15	1.5	18	
BLEDSON, Xavier	14	44	58	38	2	67	40	1.7	21		8	21	29	16	2	28	20	1.4	21	
STEPHENS, Kailex	16	66	82	19	0	16	17	0.9	16		4	21	25	2	0	7	5	1.4	14	
HOBBS, Zach	7	42	49	41	3	6	7	0.9	23		1	20	21	17	2	2	3	0.7	15	
LARRY, Julian	14	59	73	33	0	36	22	1.6	13		4	33	37	14	0	17	15	1.1	13	
WILBAR, Simon	11	41	52	21	0	3	7	0.4	11		5	29	34	14	0	2	5	0.4	11	
HITTLE, Nick	2	11	13	6	0	2	1	2.0	14		1	3	4	3	0	2	0	2.0	14	
CRAWFORD, Cameron	10	28	38	15	0	9	10	0.9	14		0	3	3	3	0	0	3	0.0	9	
PETERSON, Quimari	2	4	6	5	0	1	2	0.5	6		1	4	5	4	0	1	2	0.5	6	
TUCKER, Dearon	13	20	33	12	0	5	8	0.6	8		0	0	0	0	0	0	0	0.0	2	
MERVIS, Sam	0	6	6	1	0	4	5	0.8	2		0	0	0	0	0	0	0	0.0	0	
<b>Totals</b>	<b>136</b>	<b>533</b>	<b>669</b>	<b>290</b>	<b>7</b>	<b>275</b>	<b>243</b>	<b>1.1</b>	<b>107</b>		<b>40</b>	<b>195</b>	<b>235</b>	<b>117</b>	<b>6</b>	<b>101</b>	<b>107</b>	<b>0.9</b>	<b>76</b>	
<b>Opponent</b>	<b>161</b>	<b>502</b>	<b>663</b>	<b>275</b>	<b>1</b>	<b>229</b>	<b>236</b>	<b>1.0</b>	<b>97</b>		<b>60</b>	<b>193</b>	<b>253</b>	<b>96</b>	<b>0</b>	<b>81</b>	<b>87</b>	<b>0.9</b>	<b>88</b>	



# 2021-22 INDIANA STATE BASKETBALL GAME NOTES

## >> 2021-22 INDIANA STATE GAME-BY-GAME TEAM STATISTICS

				Total		3-Pointers		Free throws		Rebounds											
Opponent	Date	Score		FG-FGA	PCT	3FG-3FGA	PCT	FT-FTA	PCT	OFF	DEF	TOT	AVG	PF	A	TO	BLK	STL	PTS	AVG	
at Green Bay	11/09/2021	81-77	W	29-56	.518	5-15	.333	18-22	.818	9	28	37	37.0	15	10	16	3	7	81	81.0	
at Purdue	11/12/2021	67-92	L	25-64	.391	6-26	.231	11-14	.786	10	21	31	34.0	25	14	12	0	4	67	74.0	
Hanover	11/14/2021	90-49	W	34-61	.557	15-33	.455	7-12	.583	6	41	47	38.3	13	19	10	4	5	90	79.3	
vs Old Dominion	11/18/2021	77-36	W	29-55	.527	12-30	.400	7-13	.538	4	35	39	38.5	21	20	10	1	8	77	78.8	
vs Oklahoma	11/19/2021	63-87	L	24-57	.421	6-27	.222	9-14	.643	5	23	28	36.4	12	10	16	2	8	63	75.6	
vs New Mexico St.	11/21/2021	66-80	L	23-57	.404	6-24	.250	14-16	.875	4	19	23	34.2	10	13	7	1	6	66	74.0	
at Ball St.	11/27/2021	75-97	L	23-58	.397	9-25	.360	20-31	.645	13	26	39	34.9	24	15	13	1	3	75	74.1	
at Loyola Chicago	12/01/2021	76-88	L	27-54	.500	12-27	.444	10-11	.909	6	17	23	33.4	24	12	14	2	5	76	74.4	
Miami (OH)	12/04/2021	69-68	W	27-61	.443	8-28	.286	7-10	.700	6	27	33	33.3	10	15	11	3	6	69	73.8	
at North Dakota St.	12/13/2021	70-77	L	26-57	.456	8-22	.364	10-12	.833	2	24	26	32.6	12	11	7	0	3	70	73.4	
Alabama A&M	12/18/2021	67-43	W	27-57	.474	5-25	.200	8-13	.615	9	35	44	33.6	10	18	15	0	5	67	72.8	
Oakland City	12/20/2021	78-69	W	27-63	.429	8-24	.333	16-20	.800	15	23	38	34.0	13	9	13	5	10	78	73.3	
Midway	12/29/2021	107-51	W	37-67	.552	16-31	.516	17-19	.895	13	36	49	35.2	8	20	6	2	6	107	75.8	
Bradley	01/02/2022	76-71	W	26-58	.448	15-35	.429	9-10	.900	4	29	33	35.0	10	14	15	0	7	76	75.9	
at UNI	01/11/2022	74-80	Lot	27-64	.422	11-38	.289	9-11	.818	8	27	35	35.0	23	16	18	3	13	74	75.7	
Loyola Chicago	01/15/2022	56-64	L	22-58	.379	7-25	.280	5-7	.714	6	28	34	34.9	16	12	16	0	9	56	74.5	
at Southern Ill.	01/19/2022	55-63	L	21-52	.404	8-25	.320	5-6	.833	6	27	33	34.8	12	14	14	2	6	55	73.4	
Valparaiso	01/22/2022	73-75	L	26-54	.481	8-26	.308	13-19	.684	3	33	36	34.9	18	14	13	4	6	73	73.3	
Missouri St.	01/25/2022	76-72	W	25-59	.424	14-27	.519	12-16	.750	7	34	41	35.2	14	19	17	2	2	76	73.5	
Total		1396		505-1112	.454	179-513	.349	207-276	.750	136	533	669	35.2	290	275	243	35	119	1396	73.5	
Opponents		1339		488-1141	.428	146-423	.345	217-290	.748	161	502	663	34.9	275	229	236	64	120	1339	70.5	

### Indiana St. Averages

Games Played	Points/game	FG Pct	3FG Pct	FT Pct	Rebounds/game	Assists/game	Turnovers/game	Assist/Turnover ratio	Steals/game	Blocks/game
19	73.5	45.4	34.9	75.0	35.2	14.5	12.8	1.1	6.3	1.8

# 2021-22 INDIANA STATE BASKETBALL GAME NOTES

## >> 2021-22 INDIANA STATE GAME-BY-GAME INDIVIDUAL POINTS-REBOUNDS-ASSISTS

Opponent	Date	Score	0	1	2	3	4	5	12	13	14	15	24
			BLEDSON,XA	LARRY,JULI	PETERSON,Q	STEPHENS,K	NEESE,COOP	CRAWFORD,C	THOMAS,MIC	MERVIS,SAM	WILBAR,SIM	HENRY,CAME	HOBBS,ZACH
at Green Bay	11/09/2021	81-77	W	15-5-2	7-2-0	DNP	16-13-1	18-6-2	5-1-0	DNP	DNP	DNP	15-3-4
at Purdue	11/12/2021	67-92	L	6-3-2	6-1-0	DNP	6-1-2	15-6-1	0-1-0	9-1-5	0-1-1	0-1-0	10-1-1
Hanover	11/14/2021	90-49	W	6-5-4	7-1-1	DNP	6-6-0	20-8-4	4-2-2	15-2-2	2-0-0	3-2-1	18-10-4
vs Old Dominion	11/18/2021	77-36	W	DNP	2-5-6	DNP	8-3-2	17-2-1	0-1-0	14-1-2	0-0-1	2-1-0	14-13-7
vs Oklahoma	11/19/2021	63-87	L	DNP	1-2-0	DNP	7-6-3	11-4-0	0-1-0	12-0-1	2-0-1	5-1-0	25-8-4
vs New Mexico St.	11/21/2021	66-80	L	DNP	8-4-4	DNP	2-3-0	18-3-2	DNP	23-2-0	DNP	DNP	10-6-7
at Ball St.	11/27/2021	75-97	L	15-4-7	2-4-1	DNP	8-3-0	5-3-0	6-3-1	19-4-2	0-0-1	5-1-0	8-7-3
at Loyola Chicago	12/01/2021	76-88	L	16-6-3	0-0-0	DNP	3-0-0	15-2-3	9-1-0	11-2-5	DNP	11-6-0	11-2-1
Miami (OH)	12/04/2021	69-68	W	7-3-4	DNP	DNP	DNP	20-2-1	5-8-1	6-3-4	DNP	10-3-0	21-8-5
at North Dakota St.	12/13/2021	70-77	L	16-2-5	6-4-1	DNP	5-4-0	30-5-2	9-3-1	2-1-1	DNP	0-2-0	2-4-1
Alabama A&M	12/18/2021	67-43	W	7-2-10	2-0-1	0-1-0	13-7-0	4-6-1	1-5-2	4-3-1	0-3-0	4-3-0	17-6-2
Oakland City	12/20/2021	78-69	W	21-5-5	12-3-1	DNP	11-7-0	DNP	2-3-1	11-2-2	DNP	0-4-0	18-8-0
Midway	12/29/2021	107-51	W	DNP	9-10-4	DNP	10-4-1	20-4-4	14-7-1	17-5-8	0-2-0	DNP	DNP
Bradley	01/02/2022	76-71	W	DNP	8-4-4	DNP	14-4-2	19-2-1	0-0-0	18-8-4	DNP	DNP	DNP
at UNI	01/11/2022	74-80	Lot	8-13-5	13-5-2	6-5-1	DNP	DNP	DNP	18-0-5	DNP	9-6-0	18-4-3
Loyola Chicago	01/15/2022	56-64	L	6-3-6	8-6-1	DNP	7-2-0	5-3-2	DNP	7-3-1	DNP	5-4-1	12-2-0
at Southern Ill.	01/19/2022	55-63	L	21-4-3	6-8-3	DNP	4-8-3	6-4-5	DNP	2-1-0	DNP	11-6-0	DNP
Valparaiso	01/22/2022	73-75	L	9-0-3	2-6-2	DNP	13-7-1	DNP	2-2-0	8-6-6	DNP	4-8-0	25-6-2
Missouri St.	01/25/2022	76-72	W	4-3-8	8-8-5	DNP	7-4-1	DNP	DNP	7-2-2	DNP	5-4-1	16-8-2

Opponent	Date	Score	35	50
			TUCKER,DEA	HITTLE,NIC
at Green Bay	11/09/2021	81-77	W	0-3-1
at Purdue	11/12/2021	67-92	L	8-6-2
Hanover	11/14/2021	90-49	W	1-3-0
vs Old Dominion	11/18/2021	77-36	W	2-6-0
vs Oklahoma	11/19/2021	63-87	L	0-1-0
vs New Mexico St.	11/21/2021	66-80	L	5-3-0
at Ball St.	11/27/2021	75-97	L	2-1-0
at Loyola Chicago	12/01/2021	76-88	L	DNP
Miami (OH)	12/04/2021	69-68	W	DNP
at North Dakota St.	12/13/2021	70-77	L	DNP
Alabama A&M	12/18/2021	67-43	W	4-2-0
Oakland City	12/20/2021	78-69	W	0-3-0
Midway	12/29/2021	107-51	W	3-5-2
Bradley	01/02/2022	76-71	W	DNP
at UNI	01/11/2022	74-80	Lot	2-0-0
Loyola Chicago	01/15/2022	56-64	L	DNP
at Southern Ill.	01/19/2022	55-63	L	DNP
Valparaiso	01/22/2022	73-75	L	DNP
Missouri St.	01/25/2022	76-72	W	DNP

## >> 2021-22 INDIANA STATE TEAM GAME HIGHS

<b>POINTS</b>	107		Midway (12/29/2021)
	90		Hanover (11/14/2021)
	81		at Green Bay (11/09/2021)
	78		Oakland City (12/20/2021)
	77		vs Old Dominion (N) (11/18/2021)
<b>FIELD GOALS MADE</b>	37		Midway (12/29/2021)
	34		Hanover (11/14/2021)
<b>FIELD GOAL ATTEMPTS</b>	67		Midway (12/29/2021)
	64		at UNI (01/11/2022)
	64		at Purdue (11/12/2021)
<b>FIELD GOAL PERCENTAGE</b>	.557	(34-61)	Hanover (11/14/2021)
	.552	(37-67)	Midway (12/29/2021)
<b>3 PT FG MADE</b>	16		Midway (12/29/2021)
	15		Bradley (01/02/2022)
	15		Hanover (11/14/2021)
<b>3 PT FG ATTEMPTS</b>	38		at UNI (01/11/2022)
	35		Bradley (01/02/2022)
<b>3 PT FG PERCENTAGE</b>	.519	(14-27)	Missouri St. (01/25/2022)
	.516	(16-31)	Midway (12/29/2021)
<b>FREE THROWS MADE</b>	20		at Ball St. (11/27/2021)
	18		at Green Bay (11/09/2021)
<b>FREE THROW ATTEMPTS</b>	31		at Ball St. (11/27/2021)
	22		at Green Bay (11/09/2021)
<b>FREE THROW PERCENTAGE</b>	.909	(10-11)	at Loyola Chicago (12/01/2021)
	.900	(9-10)	Bradley (01/02/2022)
<b>REBOUNDS</b>	49		Midway (12/29/2021)
	47		Hanover (11/14/2021)
<b>ASSISTS</b>	20		Midway (12/29/2021)
	20		vs Old Dominion (N) (11/18/2021)
<b>STEALS</b>	13		at UNI (01/11/2022)
	10		Oakland City (12/20/2021)
<b>BLOCKED SHOTS</b>	5		Oakland City (12/20/2021)
	4		Valparaiso (01/22/2022)
	4		Hanover (11/14/2021)
<b>TURNOVERS</b>	18		at UNI (01/11/2022)
	17		Missouri St. (01/25/2022)
<b>FOULS</b>	25		at Purdue (11/12/2021)
	24		at Loyola Chicago (12/01/2021)
	24		at Ball St. (11/27/2021)

## >> 2021-22 INDIANA STATE INDIVIDUAL GAME HIGHS

<b>POINTS</b>	30		Cooper Neese at North Dakota St. (12/13/2021)
	25		Cameron Henry vs Valparaiso (01/22/2022)
	25		Cameron Henry vs Oklahoma (N) (11/19/2021)
	23		Zach Hobbs vs Midway (12/29/2021)
	23		Micah Thomas vs New Mexico St. (N) (11/21/2021)
<b>FIELD GOALS MADE</b>	11		Cooper Neese at North Dakota St. (12/13/2021)
	10		Cameron Henry vs Valparaiso (01/22/2022)
	10		Cameron Henry vs Oklahoma (N) (11/19/2021)
<b>FIELD GOAL ATTEMPTS</b>	22		Cooper Neese at North Dakota St. (12/13/2021)
	19		Cameron Henry vs Oklahoma (N) (11/19/2021)
<b>FIELD GOAL PERCENTAGE (min 5 made)</b>	.833	(5-6)	Nick Hittle vs Missouri St. (01/25/2022)
	.700	(7-10)	Cameron Henry vs Alabama A&M (12/18/2021)
<b>3 PT FG MADE</b>	5		Cooper Neese vs Bradley (01/02/2022)
	5		Zach Hobbs vs Midway (12/29/2021)
	5		Cooper Neese at North Dakota St. (12/13/2021)
	5		Cooper Neese vs Old Dominion (N) (11/18/2021)
<b>3 PT FG ATTEMPTS</b>	13		Cooper Neese at North Dakota St. (12/13/2021)
	12		Cooper Neese vs New Mexico St. (N) (11/21/2021)
<b>3 PT FG PERCENTAGE (min 2 made)</b>	1.000	(3-3)	Cameron Crawford at Loyola Chicago (12/01/2021)
	1.000	(2-2)	Xavier Bledson at North Dakota St. (12/13/2021)
	1.000	(2-2)	Cameron Henry at Loyola Chicago (12/01/2021)
	1.000	(2-2)	Cameron Crawford at Ball St. (11/27/2021)
<b>FREE THROWS MADE</b>	9		Xavier Bledson at Ball St. (11/27/2021)
	7		Cameron Henry at Green Bay (11/09/2021)
<b>FREE THROW ATTEMPTS</b>	13		Xavier Bledson at Ball St. (11/27/2021)
	11		Cameron Henry at Green Bay (11/09/2021)
<b>FREE THROW PERCENTAGE (min 3 made)</b>	1.000	(6-6)	Julian Larry vs Oakland City (12/20/2021)
	1.000	(5-5)	Xavier Bledson at Loyola Chicago (12/01/2021)
	1.000	(5-5)	Cooper Neese at Purdue (11/12/2021)
	1.000	(4-4)	Cameron Henry vs Missouri St. (01/25/2022)
	1.000	(4-4)	Julian Larry vs Bradley (01/02/2022)
	1.000	(4-4)	Nick Hittle vs Midway (12/29/2021)
	1.000	(4-4)	Xavier Bledson at North Dakota St. (12/13/2021)
	1.000	(4-4)	Micah Thomas vs New Mexico St. (N) (11/21/2021)
	1.000	(4-4)	Cooper Neese at Green Bay (11/09/2021)
	1.000	(4-4)	Xavier Bledson at Green Bay (11/09/2021)
	1.000	(3-3)	Xavier Bledson at Southern Ill. (01/19/2022)
	1.000	(3-3)	Micah Thomas at UNI (01/11/2022)
	1.000	(3-3)	Cooper Neese vs Midway (12/29/2021)
	1.000	(3-3)	Micah Thomas vs Oklahoma (N) (11/19/2021)
<b>REBOUNDS</b>	13		Xavier Bledson at UNI (01/11/2022)
	13		Cameron Henry vs Old Dominion (N) (11/18/2021)
	13		Kaillex Stephens at Green Bay (11/09/2021)
<b>ASSISTS</b>	10		Xavier Bledson vs Alabama A&M (12/18/2021)
	8		Xavier Bledson vs Missouri St. (01/25/2022)
	8		Micah Thomas vs Midway (12/29/2021)
<b>STEALS</b>	4		Julian Larry at UNI (01/11/2022)
	4		Xavier Bledson at UNI (01/11/2022)
	4		Xavier Bledson vs Oakland City (12/20/2021)
	4		Cameron Henry vs Oklahoma (N) (11/19/2021)



34



# 2021-22 INDIANA STATE BASKETBALL GAME NOTES

## >> 2021-22 GAME-BY-GAME BOX SCORES

### >> GAME EIGHT AT LOYOLA (DEC. 1, 2021)

**Official Basketball Box Score -- Game Totals -- Final Statistics**  
**Indiana State vs Loyola Chicago**  
**12/01/21 7 p.m. at Gentile Arena - Chicago, Ill.**

**Indiana State 76 • 3-5 (0-1 MVC)**

#	Player	Total		3-Ptr		Rebounds			PF	TP	A	TO	Blk	Stl	Min
		FG-FGA	FG-FGA	FT-FTA	FT-FTA	Off	Def	Tot							
14	Wilbar, Simon	f	3-6	3-6	2-2	0	6	6	3	11	0	2	1	0	25
01	Larry, Julian	g	0-1	0-0	0-0	0	0	0	2	0	0	1	0	1	11
04	Neese, Cooper	g	7-18	1-8	0-0	0	2	2	3	15	3	4	0	2	38
12	Thomas, Micah	g	4-7	1-4	2-2	1	1	2	4	11	5	0	0	0	34
41	Henry, Cameron	g	4-7	2-2	1-2	0	2	2	5	11	1	3	1	0	15
00	Bledson, Xavier		5-9	1-2	5-5	2	4	6	1	16	3	3	0	2	33
03	Stephens, Kailex		1-3	1-2	0-0	0	0	0	2	3	0	0	0	0	15
05	Crawford, Cameron		3-3	3-3	0-0	0	1	1	3	9	0	1	0	0	27
24	Hobbs, Zach		0-0	0-0	0-0	0	0	0	1	0	0	0	0	0	2
Team						3	1	4							
Totals			27-54	12-27	10-11	6	17	24	76	12	14	2	5	200	

FG % 1st Half: 15-30 50.0% 2nd half: 12-24 50.0% Game: 27-54 50.0% Deadball Rebounds: 1  
 3FG % 1st Half: 7-17 41.2% 2nd half: 5-10 50.0% Game: 12-27 44.4%  
 FT % 1st Half: 1-1 100.0 2nd half: 9-10 90.0% Game: 10-11 90.9%

**Loyola Chicago 88 • 6-2 (1-0 MVC)**

#	Player	Total		3-Ptr		Rebounds			PF	TP	A	TO	Blk	Stl	Min
		FG-FGA	FG-FGA	FT-FTA	FT-FTA	Off	Def	Tot							
30	Uguak, Aher	f	2-5	1-4	5-6	0	1	1	3	10	2	1	3	1	23
22	Hutson, Jacob	c	2-5	1-1	2-3	2	4	6	1	7	1	2	0	0	17
01	Williamson, Lucas	g	6-12	4-7	4-5	0	5	5	2	20	1	1	3	2	36
04	Norris, Braden	g	3-3	3-3	0-0	0	1	1	2	9	3	1	0	1	30
12	Kennedy, Marquise	g	4-6	0-2	8-9	0	2	2	2	16	2	1	0	1	31
00	Thomas, Saint		0-1	0-1	0-0	0	0	0	0	0	0	0	0	1	2
05	Clemons, Keith		0-0	0-0	0-0	0	0	0	1	0	1	0	0	0	4
13	Schwieger, Ryan		3-7	1-5	2-2	0	0	0	1	9	2	1	0	1	18
23	Knight, Chris		5-5	0-0	3-4	2	3	5	1	13	0	1	0	0	20
24	Hall, Tate		1-1	0-0	2-2	0	3	3	2	4	1	3	0	1	19
Team						0	2	2			1				
Totals			26-45	10-23	26-31	4	21	25	15	88	12	13	6	8	200

FG % 1st Half: 13-26 50.0% 2nd half: 13-19 68.4% Game: 26-45 57.8% Deadball Rebounds: 3  
 3FG % 1st Half: 4-11 36.4% 2nd half: 6-12 50.0% Game: 10-23 43.5%  
 FT % 1st Half: 9-10 90.0% 2nd half: 17-21 81.0% Game: 26-31 83.9%

Officials: Winston Smith, Rick O'Neill, Ed Crenshaw  
 Technical fouls: Indiana State-None. Loyola Chicago-None.  
 Attendance: 2915

Score by periods	1st	2nd	Total
Indiana State	38	38	76
Loyola Chicago	39	49	88

	In	Off	2nd	Fast	Bench
Points	28	12	12	0	28
INS	28	20	4	2	26
LUC					

Last FG - INS 2nd-00:34, LUC 2nd-00:49.  
 Largest lead - INS by 7 1st-06:24, LUC by 14 2nd-00:09.  
 INS led for 13:00. LUC led for 22:26. Game was tied for 04:34.  
 Score tied - 9 times.  
 Lead changed - 6 times.

## >> GAME TEN AT NORTH DAKOTA STATE (DEC. 13, 2021)



Official Basketball Box Score - Final  
**Indiana St. at North Dakota St.**  
 12/13/21 Scheels Center, Fargo  
 2021-22 Men's Basketball

Game Time: 7:00 PM  
 Game Duration: 1:37  
 Attendance: 1,434

Officials: Kelly Pfeister, Brian Mchut, Kirk Smith

**Indiana St. - 70**

Record: 4-6

NO.	Name	Min	FG		3P		FT	Rebounds			Fouls	TP	AS	TO	ST	Blocks		+/-
			M-A	M-A	M-A	M-A		OR	DR	TOT	PF	PD				BS	BA	
0	Xavier Bledson	F	34:40	5-10	2-2	4-4	0	2	2	3	4	16	5	1	0	0	1	-1
14	Simon Wilbar	F	16:50	0-3	0-2	0-0	1	1	2	0	1	0	0	1	0	0	0	-4
1	Julian Larry	G	26:25	3-3	0-0	0-0	1	3	4	3	0	6	1	0	2	0	0	11
4	Cooper Neese	G	40:00	11-22	5-13	3-4	0	5	5	0	2	30	2	3	0	0	1	-7
5	Cameron Crawford	G	26:13	4-7	1-2	0-0	0	3	3	2	0	9	1	0	0	0	0	0
15	Cameron Henry		25:17	1-6	0-1	0-0	0	4	4	3	3	2	1	1	1	0	0	-12
3	Kailex Stephens		17:50	1-2	0-0	3-4	0	4	4	1	2	5	0	1	0	0	0	-9
12	Micah Thomas		07:51	1-4	0-2	0-0	0	1	1	0	0	2	1	0	0	0	0	-10
24	Zach Hobbs		04:54	0-0	0-0	0-0	0	1	1	0	0	0	0	0	0	0	0	-3
Team								0	0	0								
Totals			26-57	8-22	10-12	2	24	26	12	12	70	11	7	3	0	2	7	

Technical Fouls: NONE

**North Dakota St. - 77**

Record: 7-4

NO.	Name	Min	FG		3P		FT	Rebounds			Fouls	TP	AS	TO	ST	Blocks		+/-
			M-A	M-A	M-A	M-A		OR	DR	TOT	PF	PD				BS	BA	
4	Grant Nelson	F	34:05	7-13	2-3	2-2	0	1	1	1	1	18	1	0	0	0	0	12
34	Rocky Kreuser	F	32:34	3-6	2-5	0-0	1	9	10	4	3	8	1	2	2	1	0	7
3	Tyree Eady	G	35:15	5-8	2-3	1-2	2	7	9	1	1	13	3	1	0	0	0	9
5	Sam Griesel	G	28:48	8-15	0-3	0-9	1	7	8	1	6	25	5	2	0	0	0	17
11	Jarius Cook	G	30:42	3-9	3-6	0-0	0	2	2	1	0	9	1	1	1	1	0	8
2	Willie Guy		07:41	0-0	0-0	0-0	0	0	0	0	1	0	0	0	0	0	0	-5
12	Andrew Kallman		04:42	0-2	0-2	0-0	0	0	0	0	0	0	0	0	0	0	0	-10
21	Boden Skunberg		23:20	2-3	0-0	0-0	0	2	2	1	4	0	2	1	0	0	0	3
22	Joshua Streit		01:49	0-0	0-0	0-0	0	1	1	0	0	0	0	0	0	0	0	-1
0	Dezmond McKinney		01:04	0-0	0-0	0-0	0	0	0	0	0	0	0	0	0	0	0	-5
Team								0	1	1								
Totals			28-56	9-22	12-13	4	30	34	12	12	77	11	9	4	2	0	7	

Technical Fouls: NONE

	INST		NDSU		Period by Period Scoring						
Biggest lead	11 (2 <sup>nd</sup> 19:50)		7 (2 <sup>nd</sup> 5:10)		Points from Turnovers	10	10				
Best Scoring Run	9 (1 <sup>st</sup> 11:53)		11 (2 <sup>nd</sup> 10:04)		Paint	34	28	INST	43	27	70
Lead Changes	6				Second Chance	4	5				
Times Tied	2				Fast Breaks	5	6	NDSU	34	43	77
Time with Lead	23:47		14:09		Bench	9	4				

## >> GAME NINE VS MIAMI OH (DEC. 4, 2021)



Official Basketball Box Score - Final  
**Miami (OH) at Indiana St.**  
 12/04/21 Hulman Center, Terre Haute  
 2021-22 Men's Basketball

Game Time: 1:00 PM  
 Game Duration: 1:47  
 Attendance: 3,456

Officials: Roland Simmons, Shane Staggs, Eric Lowe

**Miami (OH) - 68**

Record: 5-3

NO.	Name	Min	FG		3P		FT	Rebounds			Fouls	TP	AS	TO	ST	Blocks		+/-
			M-A	M-A	M-A	M-A		OR	DR	TOT	PF	PD				BS	BA	
5	Precious Ayah	F	16:46	2-4	0-0	0-0	1	2	3	5	0	4	1	4	1	1	1	2
13	Dalonte Brown	F	32:29	7-13	1-4	0-0	1	9	10	2	2	15	1	3	1	1	0	-1
2	Mekhi Lairy	G	28:12	7-16	2-5	2-2	0	5	5	2	2	18	2	0	0	0	0	-1
3	Dae Dae Grant	G	27:54	2-8	0-3	0-0	1	0	1	2	1	4	4	2	1	0	0	6
22	Myja White	G	32:51	2-4	1-2	0	5	5	2	3	6	0	1	0	0	0	0	-5
33	Elijah McNamara		25:12	5-10	0-0	1-1	1	2	3	3	1	11	0	2	1	0	0	-6
1	Kamari Williams		03:58	0-0	0-0	0-0	0	0	0	0	0	0	0	0	0	0	0	-1
4	Isaiah Coleman-Lands		27:05	3-10	2-6	0-0	0	4	4	0	0	8	2	0	1	0	0	-2
35	Curtis Harrison IV		05:33	0-0	0-0	2-2	0	1	1	0	1	2	0	0	0	0	0	3
Team								5	1	6								
Totals			28-65	6-20	6-7	9	29	38	16	10	68	10	13	5	2	3	-1	

Technical Fouls: NONE

**Indiana St. - 69**

# 2021-22 INDIANA STATE BASKETBALL GAME NOTES

## >> 2021-22 GAME-BY-GAME BOX SCORES

### >> GAME TWELVE VS OAKLAND CITY (DEC. 20, 2021)



Official Basketball Box Score - Final  
**Oakland City at Indiana St.**  
12/20/21 Human Center, Terre Haute  
2021-22 Men's Basketball

Game Time: 5:00 PM  
Game Duration: 1:51  
Attendance: 2,391

Officials: Rick Crawford, Jeb Harriss, Gary Maxwell

Oakland City - 60

Record: 2-12

NO.	Name	Min	FG	3P	FT	Rebounds	Fouls	TP	AS	TO	ST	Blocks	+	-
			M-A	M-A	M-A	OR DR TOT	PF FD					BS BA		
4	Allen Sims	G 25:23	9-13	1-1	0-0	1 1 2	0 0	19	1	0	2	0	2	-10
10	DJ Redding	G 39:46	4-9	0-1	3-3	3 5 8	1 2	11	3	5	2	0	0	-9
12	Jacob Sanford	G 19:57	0-4	0-4	1-2	0 2 2	3 1	1	0	1	2	0	0	-4
14	Abdul Wuri	G 38:46	5-13	0-0	1-1	2 2 4	4 5	11	1	3	0	4	1	-7
15	Parker Harrington	G 13:00	0-0	0-0	0 0	2 2 1	0 0	0	0	0	0	0	0	0
13	Tyquez Priestner	18:20	1-3	0-0	2-4	0 4 4	4 2	4	1	2	0	0	0	-4
35	Tanner Toopes	23:56	3-8	1-2	0-0	2 0 2	1 0	7	0	1	2	0	2	-3
11	Jamarcus Clark	20:52	6-9	1-3	3-5	1 4 5	3 3	16	1	4	0	1	0	-8
Team						2 3 5	0	0	1	4	0	1	0	-8
<b>Totals</b>			28-59	3-11	10-15	11 23 34	17 13	69	7	17	8	5	5	-9

Technical Fouls: NONE

Shooting By Period		
1 <sup>st</sup>	FG%	15-32 46.9%
3PT%	2-6	33.3%
FT%	1-3	33.3%
2 <sup>nd</sup>	FG%	13-27 48.1%
3PT%	1-5	20.0%
FT%	9-12	75%
GM FG%	28-59	47.5%
3PT%	3-11	27.3%
FT%	10-15	66.7%

Dead Ball Rebounds: 2, 0

Indiana St. - 78

Record: 6-6

NO.	Name	Min	FG	3P	FT	Rebounds	Fouls	TP	AS	TO	ST	Blocks	+	-
			M-A	M-A	M-A	OR DR TOT	PF FD					BS BA		
0	Xavier Bledson	F 34:15	7-13	2-4	5-6	2 3 5	2 3	21	5	5	4	0	0	0
14	Simon Wilbar	F 06:43	0-2	0-1	0-0	2 2 4	1 0	0	0	0	0	1	1	10
1	Julian Larry	G 33:52	3-8	0-2	6-6	1 2 3	1 4	12	1	0	1	0	2	8
5	Cameron Crawford	G 26:41	1-4	0-2	0-0	1 2 3	0 1	2	1	1	0	1	1	0
15	Cameron Henry	G 35:15	7-17	3-6	1-1	2 6 8	3 2	18	0	2	1	0	0	6
3	Kallex Stephens	21:55	4-7	0-2	3-5	4 3 7	1 3	11	0	0	2	1	0	10
12	Micah Thomas	26:03	4-9	2-5	1-2	1 1 2	2 3	11	2	3	1	0	0	15
24	Zach Hobbs	05:30	1-3	1-2	0-0	1 0 1	1 1	3	0	1	1	0	1	4
35	Dearon Tucker	09:46	0-0	0-0	0-0	0 3 3	2 0	0	0	1	0	2	0	-8
Team						1 1 2	0	0	0	0	0	0	0	0
<b>Totals</b>			27-63	8-24	16-20	15 23 38	13 17	78	9	13	10	5	5	9

Technical Fouls: NONE

Shooting By Period		
1 <sup>st</sup>	FG%	14-32 43.8%
3PT%	6-15	40.0%
FT%	3-4	75%
2 <sup>nd</sup>	FG%	13-31 41.9%
3PT%	2-9	22.2%
FT%	13-16	81.3%
GM FG%	27-63	42.9%
3PT%	8-24	33.3%
FT%	16-20	80.0%

Dead Ball Rebounds: 2, 0

	OCU	INS
Biggest lead	2 (1 <sup>st</sup> 19:28)	9 (1 <sup>st</sup> 15:40)
Best Scoring Run	6 (1 <sup>st</sup> 2:09)	8 (1 <sup>st</sup> 17:04)
Lead Changes	7	
Times Tied	4	
Time with Lead	03:21	34:38

### >> GAME FOURTEEN VS BRADLEY (JAN. 2, 2022)



Official Basketball Box Score - Final  
**Bradley at Indiana St.**  
01/02/22 Human Center, Terre Haute  
2021-22 Men's Basketball

Game Time: 1:00 PM  
Game Duration: 1:47  
Attendance: 2,806

Officials: Gary Maxwell, Chance Moore, Jeff Mahan

Bradley - 71

Record: 7-7 (1-1)

NO.	Name	Min	FG	3P	FT	Rebounds	Fouls	TP	AS	TO	ST	Blocks	+	-
			M-A	M-A	M-A	OR DR TOT	PF FD					BS BA		
14	Malevy Leons	F 31:55	5-8	1-4	0-0	4 8 12	1 2	11	2	1	3	1	0	-5
51	Rienk Mast	F 16:36	2-5	1-2	0-0	2 2 4	4 1	5	2	3	3	0	0	4
0	Terry Roberts	G 31:47	8-18	2-4	1-2	2 5 7	2 1	19	6	1	1	1	0	-5
10	Connor Hickman	G 31:41	4-13	2-6	0-0	0 2 2	1 2	10	0	1	0	0	0	3
23	Ville Tahvanainen	G 24:55	3-11	1-6	1-2	4 4 8	0 3	8	0	0	0	0	0	-3
1	Ari Boya	13:14	2-2	0-0	0-0	0 2 2	1 0	4	0	2	0	2	0	-18
5	Mikay Howell	16:34	2-5	0-1	0-0	0 0 0	0 0	4	3	3	2	0	0	-18
3	Zek Montgomery	12:58	1-3	0-0	2-2	1 2 3	0 1	4	0	2	1	0	0	8
20	Jayson Kent	20:20	2-6	2-5	0-0	1 3 4	3 0	6	0	1	0	0	0	-19
Team						1 0 1	0	0	0	0	0	0	0	-5
<b>Totals</b>			29-71	9-28	4-6	15 28 43	12 10	71	13	14	10	4	0	-5

Technical Fouls: NONE

Shooting By Period		
1 <sup>st</sup>	FG%	17-36 47.2%
3PT%	6-16	37.5%
FT%	1-2	50%
2 <sup>nd</sup>	FG%	12-35 34.3%
3PT%	3-12	25.0%
FT%	3-4	75%
GM FG%	29-71	40.8%
3PT%	9-28	32.1%
FT%	4-6	66.7%

Dead Ball Rebounds: 0, 0

Indiana St. - 76

Record: 8-6 (1-1)

NO.	Name	Min	FG	3P	FT	Rebounds	Fouls	TP	AS	TO	ST	Blocks	+	-
			M-A	M-A	M-A	OR DR TOT	PF FD					BS BA		
3	Kallex Stephens	F 33:05	6-10	1-3	1-1	0 4 4	0 2	14	2	3	2	0	2	13
1	Julian Larry	G 40:00	2-6	0-1	4-4	1 3 4	2 4	8	4	2	1	0	0	5
4	Cooper Neese	G 38:12	6-13	5-10	2-3	0 2 2	2 4	19	1	3	1	0	1	9
12	Micah Thomas	G 40:00	6-16	4-9	2-2	0 8 8	3 1	18	4	4	3	0	1	5
24	Zach Hobbs	G 40:00	5-11	4-10	0-0	0 9 9	3 1	14	1	2	0	0	0	5
5	Cameron Crawford	01:48	0-0	0-0	0-0	0 0 0	0 0	0	0	1	0	0	0	-4
50	Nick Hittle	06:55	1-2	1-2	0-0	1 1 2	0 0	3	2	0	0	0	0	-8
Team						2 2 4	0	0	0	0	0	0	0	0
<b>Totals</b>			26-58	15-35	9-10	4 29 33	10 12	76	14	15	7	0	4	5

Technical Fouls: NONE

Shooting By Period		
1 <sup>st</sup>	FG%	15-30 50.0%
3PT%	9-20	45.0%
FT%	4-5	80%
2 <sup>nd</sup>	FG%	11-28 39.3%
3PT%	6-15	40.0%
FT%	5-5	100%
GM FG%	26-58	44.8%
3PT%	15-35	42.9%
FT%	9-10	90.0%

Dead Ball Rebounds: 1, 0

	BU	INS
Biggest lead	11 (1 <sup>st</sup> 8:03)	8 (2 <sup>nd</sup> 11:28)
Best Scoring Run	12 (2 <sup>nd</sup> 8:16)	13 (2 <sup>nd</sup> 11:28)
Lead Changes	11	
Times Tied	6	
Time with Lead	24:20	12:23

### >> GAME THIRTEEN VS MIDWAY (DEC. 29, 2021)



Official Basketball Box Score - Final  
**Midway at Indiana St.**  
12/29/21 Human Center, Terre Haute  
2021-22 Men's Basketball

Game Time: 7:00 PM  
Game Duration: 1:42  
Attendance: 2,405

Officials: Ray Nalut, Bret Smith, Ervin Wilson

Midway - 51

Record: 7-5

NO.	Name	Min	FG	3P	FT	Rebounds	Fouls	TP	AS	TO	ST	Blocks	+	-
			M-A	M-A	M-A	OR DR TOT	PF FD					BS BA		
0	Raekwon Evans	G 38:25	10-25	0-5	1-2	1 4 5	3 4	21	1	4	1	0	1	-55
4	Recardo Travis	G 33:47	3-9	1-3	1-3	0 3 3	1 1	8	4	2	0	0	0	-49
11	Rico Tate	G 28:40	1-6	0-2	0-0	2 4 6	3 3	2	4	1	1	0	0	-36
34	Nick Keeton	G 15:52	0-3	0-0	0-0	1 2 3	0 0	0	0	1	0	0	0	-22
52	Alex Hofer	G 17:25	2-3	0-0	0-0	1 1 2	1 0	4	0	1	0	1	0	-28
5	Izaya Sims	12:36	2-3	1-1	0-0	0 1 1	1 0	5	0	1	0	1	0	-14
13	Cory Gardner	24:23	4-11	1-2	0-0	1 2 3	0 0	9	0	2	1	0	1	-34
12	Ridge Hall	10:29	1-5	0-0	0-0	1 0 1	4 0	2	0	0	0	1	0	-17
14	Donovan Morris	12:23	0-1	0-1	0-0	0 0 0	2 0	0	0	1	0	0	0	-15
25	Jared Courtney	04:25	0-0	0-0	0-0	1 0 1	0 0	0	1	0	0	0	0	-9
50	Kendrick Boyers	01:35	0-0	0-0	0-0	0 0 0	0 0	0	0	0	0	0	0	-1
Team						1 1 2	0	0	0	0	0	0	0	0
<b>Totals</b>			23-66	3-14	2-5	9 18 27	16 8	51	12	12	4	3	2	-56

Technical Fouls: NONE

Shooting By Period		
1 <sup>st</sup>	FG%	11-34 32.4%
3PT%	2-6	33.3%
FT%	1-3	33.3%
2 <sup>nd</sup>	FG%	12-32 37.5%
3PT%	1-8	12.5%
FT%	1-2	50%
GM FG%	23-66	34.8%
3PT%	3-14	21.4%
FT%	2-5	40.0%

Dead Ball Rebounds: 1, 0

Indiana St. - 107

Record: 7-6

NO.	Name	Min	FG	3P	FT	Rebounds	Fouls	TP	AS	TO	ST	Blocks	+/-
			M-A	M-A	M-A	OR DR TOT	PF FD					BS BA	
3	Kallex Stephens	F 21:38	4-7	2-3	0-0	1 3 4	1 0	10	1	0	0	0	28
35	Dearon Tucker	F 18:55	1-2	0-0	1-2	1 4 5	1 2	3	2	1	0	1	27
1	Julian Larry	G 29:03	2-4	0-0	5-6	3 7 10	1 4	9	4	1	1	0	42
4	Cooper Neese	G 26:12	7-12	3-7	3-3	0 4 4	1 4	20	4	1	0	0	40
12	Micah Thomas	G 31:44	9-11	3-6	2-2	0 5 5	0 1	17	8	1	0	0	44
24	Zach Hobbs	28:08	6-16			2 5 7	2 2	20	1	0	0	0	26
5	Cameron Crawford	19:31	5-8	2-3	2-2	3 3 6	1 2	14	1	0	1	0	46
50	Nick Hittle	13:24	3-6	1-3	4-4	0 2 2	0 2	11	0	0	1	1	20
13	Sam Mervin	11:43	0-1	0-0	0-0	0 2 2	0 0	0	0	1	1	0	14
Team						2 1 3			0	0			
Totals			37:67	16:31	17:19	13 36 49	8 16	107	20	6	6	2	3 56



