

WEEK 15 • MISSOURI VALLEY CONFERENCE CHAMPIONSHIP

2018 SCHEDULE

Date	Opponent	Location	Time (ET)
Fri., Feb. 16	at UNLV	Las Vegas, Nev.	L, 5-4 (10)
Sat., Feb. 17	vs Loyola Marymount	Las Vegas, Nev.	W, 8-2
Sun., Feb. 18	vs Oregon	Las Vegas, Nev.	L, 8-5
Mon., Feb. 19	at UNLV	Las Vegas, Nev.	W, 4-2
Fri., Feb. 23	at Lipscomb	Nashville, Tenn.	W, 17-3
Sat., Feb. 24	at Middle Tennessee	Murfreesboro, Tenn.	W, 21-4
Sun., Feb. 25	at Belmont	Nashville, Tenn.	W, 7-4 (10)
Wed., Feb. 28	at #12 Vanderbilt	Nashville, Tenn.	L, 8-5
Fri., Mar. 2	at Austin Peay	Clarksville, Tenn.	L, 15-8
Sat., Mar. 3	at Austin Peay	Clarksville, Tenn.	L, 8-7
Sun., Mar. 4	at Austin Peay	Clarksville, Tenn.	W, 11-5
Sat., Mar. 10	vs Western Illinois	Terre Haute, Ind.	W, 5-4
Sun., Mar. 11	vs Western Illinois	Terre Haute, Ind.	W, 2-0
Mon., Mar. 12	vs Western Illinois	Terre Haute, Ind.	Canceled
Fri., Mar. 16	at Citadel	Charleston, S.C.	W, 10-3
Sat., Mar. 17	at Citadel	Charleston, S.C.	W, 7-3
Sun., Mar. 18	at Citadel	Charleston, S.C.	W, 5-2
Tues., Mar. 20	at Eastern Illinois	Charleston, Ill.	W, 10-6
Fri., Mar. 23	vs Xavier	Terre Haute, Ind.	W, 6-4
Fri., Mar. 23	vs Xavier	Terre Haute, Ind.	W, 4-3
Sun., Mar. 25	vs Xavier	Terre Haute, Ind.	Canceled
Wed., Mar. 28	vs #11 Indiana	Terre Haute, Ind.	L, 5-3
Fri., Mar. 30	vs Missouri State *	Terre Haute, Ind.	L, 4-3
Fri., Mar. 30	vs Missouri State *	Terre Haute, Ind.	L, 5-4 (11)
Sat., Mar. 31	vs Missouri State *	Terre Haute, Ind.	W, 6-4
Wed., Apr. 4	vs Eastern Illinois	Terre Haute, Ind.	Canceled
Fri., Apr. 6	at Bradley *	Peoria, Ill.	L, 6-3
Sat., Apr. 7	at Bradley *	Peoria, Ill.	W, 9-3
Sun., Apr. 8	at Bradley *	Peoria, Ill.	L, 7-6
Tues., Apr. 10	at #10 Indiana	Bloomington, Ind.	L, 6-1
Fri., Apr. 13	vs Illinois State *	Terre Haute, Ind.	W, 5-2
Sat., Apr. 14	vs Illinois State *	Terre Haute, Ind.	L, 8-7
Sun., Apr. 15	vs Illinois State *	Terre Haute, Ind.	L, 5-2
Tues., Apr. 17	vs Purdue	Terre Haute, Ind.	L, 3-1 (10)
Wed., Apr. 18	at Purdue	West Lafayette, Ind.	W, 2-1
Fri., Apr. 20	vs #23 Dallas Baptist *	Terre Haute, Ind.	W, 6-0
Sat., Apr. 21	vs #23 Dallas Baptist *	Terre Haute, Ind.	L, 12-10
Sun., Apr. 22	vs #23 Dallas Baptist *	Terre Haute, Ind.	L, 7-3
Tues., Apr. 24	at Northern Illinois	DeKalb, Ill.	L, 5-4
Wed., Apr. 25	at Ball State	Muncie, Ind.	W, 10-6
Fri., Apr. 27	at #24 Louisville	Louisville, Ky.	L, 3-2
Sat., Apr. 28	at #24 Louisville	Louisville, Ky.	L, 10-6
Sun., Apr. 29	at #24 Louisville	Louisville, Ky.	W, 3-1
Tues., May 1	at Butler	Indianapolis, Ind. (Victory Field)	W, 11-4
Fri., May 4	at Southern Illinois *	Carbondale, Ill.	L, 3-2
Sat., May 5	at Southern Illinois *	Carbondale, Ill.	W, 8-2
Sun., May 6	at Southern Illinois *	Carbondale, Ill.	W, 11-3
Fri., May 11	vs Evansville *	Terre Haute, Ind.	L, 10-6
Sat., May 12	vs Evansville *	Terre Haute, Ind.	W, 3-2
Sun., May 13	vs Evansville *	Terre Haute, Ind.	W, 14-9
Tues., May 15	at Missouri	Columbia, Mo.	L, 8-7
Thur., May 17	at Valparaiso *	Valparaiso, Ind.	W, 6-3
Fri., May 18	at Valparaiso *	Valparaiso, Ind.	W, 16-0 (7)
Sat., May 19	at Valparaiso *	Valparaiso, Ind.	W, 8-2
Wed., May 23	vs No. 5 Southern Illinois	Dallas, Texas	10 a.m.
May 24-26	MVC Tournament	Dallas, Texas	TBA

* Denotes Missouri Valley Conference Contest

Home Games in Bold | Neutral Games in Italics | All Times ET



INDIANA STATE

Record	29-22, 8-10
Conference	Missouri Valley
Head Coach	Mitch Hannahs (5th Season)
Overall Record	153-113
Record at Indiana State	Same

MVC CHAMPIONSHIP INFORMATION

Wednesday-Saturday | May 23-26

Dallas, Texas | Horner Ballpark

Video: ESPN+ | Audio: GoSycamores.com/Watch | Live Stats: GoSycamores.com | Twitter: @IndStBaseball

PROBABLE PITCHING MATCHUPS

Triston Polley (LHP, 7-2, 3.46)	Game One	Michael Baird (RHP, 5-5, 3.00)
TBA	Game Two	TBA
TBA	Game Three	TBA
TBA	Game Four	TBA

OUT OF THE BOX

SYCAMORES AT A GLANCE

Indiana State enters the Missouri Valley Conference Championship winners of three-straight MVC weekend series after taking two of three games against Southern Illinois and Evansville before sweeping Valpo to close out the regular season. Romero Harris (.339, 8 2B, 8 HR, 37 RBI) and Jarrod Watkins (.314, 12 2B, 18 RBI) anchor the lineup at the plate for the Sycamores. Dane Giesler leads the MVC with 14 home runs and sits ninth in The Valley with 43 RBI. As a team, Indiana State is hitting .275 and have hit for 82 doubles, 11 triples and 46 home runs. The Indiana State pitching staff has struck out 330 batters and holds a combined 4.19 ERA.

MOVING UP THE TOP-10 HOME RUN LIST

Sycamore cleanup man Dane Giesler leads the Sycamores as well as the Missouri Valley Conference with 14 home runs this season and now has 32 in his four-year career in blue and white. With a pair of home runs over the weekend at Valpo, Giesler moved into a tie for fourth place in program history. The Jasper, Indiana native nearly broke the single season record a season ago with 17 home runs – good enough for second in program history.

OPENER DAY STARTER

Junior Triston Polley will toe the rubber in game one of the MVC Championship for the Sycamores. The southpaw holds a team-best 7-2 overall record, including 3-0 record in MVC action. Polley enters play with a 3.47 ERA in 88.1 innings on the mound while striking out 54 batters. The Avon, Indiana native went six and two-third innings against Southern Illinois May 5 as Indiana State took game two of the series, 8-2. He allowed six hits and just two runs while striking out four Salukis. He has not allowed more than two runs in his last three starts and has allowed three or fewer runs in 12 of his 14 starts this season.

HE DOESN'T GO DOWN EASY

Jarrod Watkins is second on the team with a .314 batting average over 50 starts. Another area the junior sits atop the team is in his strikeout numbers or lack thereof. Watkins is the toughest batter to strikeout in the Missouri Valley Conference at a 11.1 at bats per strikeout rating. In 207 at bats, Watkins has struck out just 18 times. He sits 51st nationally in the category.

PROBABLE POSITION STARTERS

Pos	No.	Name	B/T	Yr.	Avg.	HR	RBI	Notes
C	12	Max Wright	L/R	So.	.246	1	19	Has caught 11 of 19 baserunners stealing
1B	24	Dane Giesler	L/R	R-Sr.	.298	14	43	Tied for 4th all-time in program history with 32 home runs
2B	2	Jarrod Watkins	L/R	Jr.	.314	0	12	Leading the team in hits and doubles
3B	5	Jake Means	R/R	Jr.	.262	10	30	Hit two home runs in the series finale with Evansville (5/13)
SS	6	Clay Dungan	L/R	Jr.	.279	1	30	Has nine multi-RBI games; Has two five-hit games
LF	21	CJ Huntley	R/R	Jr.	.305	3	30	Has seen his average climb from .167 since March 16
CF	3	Luke Fegen	R/R	Jr.	.284	2	30	Has nine multi-hit games and eight multi RBI games
RF	17	Roberto Enriquez	L/L	Jr.	.224	1	21	Second in the nation with 25 HBP's; Was hit five times vs UE
DH	25	Romero Harris	R/R	Jr.	.339	8	37	Reached base in all 27 games played; 15-game hitting streak



OUT OF THE BOX

STRONG CONFERENCE SLATE

Jake Means has shown his glove work all season but early struggles at the plate did not last. The junior leads the team with a .315 batting average during MVC action with 23 hits. Means has also homered six times while slugging .630 in 21 games of Valley action.

NOT TO BE OVERLOOKED

A mainstay in the lineup for the Sycamores and recently moved to the two-hole, CJ Huntley has embraced his role in the lineup. Hitting just .167 on March 16, he has seen his average climb to .305 since then. The junior has collected 53 base hits, including 11 doubles for the Sycamores and is currently tied for third on the squad with 30 RBI.

WEAR IT

Roberto Enriquez holds just a .224 batting average but the junior outfielder finds a way to reach base with 19 walks and 25 hit-by-pitches this season for a .286 on-base percentage. Enriquez ranks second in the nation in hit-by-pitches and first in HBP's per game with a 0.53 mark. He leads the MVC by nine HBP's. In a weekend series against Evansville, Enriquez was hit five times over three games. He is currently tied for third in MVC history in single season HBP's. As a team, Indiana State ranks 5th nationally with 98 HBP's.

GREAT WEEK ON THE DIAMOND

Jarrold Watkins put together one of his most complete weeks on the diamond this season over the last four games for the Sycamores. Watkins finished the week with a team-high .500 batting average, going 8-of-16 at the plate. The junior accounted for nine of the teams 37 runs on the week with six RBI and three runs scored. He also collected his team high 12th double at Mizzou. One of the best fielders on the team, Watkins assisted in all eight of the team's double plays in four games. Watkins collected multiple hits in each game at Valpo, going 3-of-3 with three RBI in game two.

WELCOME BACK TO THE LINEUP

The missing link for the Sycamores a month and a half during the regular season was Romero Harris. Harris missed time due to an injury and saw action in 27 games, but still ranks 11th in the MVC with eight home runs. The junior has reached base in all 27 games he has played and currently holds a 15-game hitting streak. He has 11 multi-hit games, including six three-hit games and has averaged more than an RBI per start with 37 so far this season in the cleanup spot.

YOU CAN RUN -- BUT I WOULDN'T

Sycamore catcher Max Wright is one of the best behind the plate in the MVC. The sophomore has had just 19 opponents look to swipe a base with 11 of those runners being thrown out. He is the top defensive catcher in the MVC with the next best starting catcher being challenged is Matt Duce of DBU

with 27 steal attempts against.

LET IT FLY

As a squad, Indiana State has 46 total home runs which is second-best in the league. ISU has three players in the top-11 in the Missouri Valley Conference in total home runs this season led by redshirt senior Dane Giesler leads The Valley with 14 homers while Jake Means sits third with 10 bombs. In just 25 starts this year Romero Harris is 11th with eight home runs. Giesler ranked 47th in the country in home runs.

SOFT-TOSSING LEFTY

After battling injury for most of the 2018 campaign, redshirt senior Weston Rivers has been a major contributor to the Sycamore rotation in the absence of Tyler Ward. Rivers holds a team-best 2.15 ERA and a 4-0 record in seven starts. A knuckleballer on the mound, he has relied on his defense behind him and has held the opposition to a .189 average against. He has wins against Purdue, Ball State, Southern Illinois and Valpo.

CLOSING IT OUT

Junior right-hander Ethan Larrison is tied for the MVC lead with nine saves this season. Larrison has struck out 46 batters and walked just 21 in 51.2 innings while holding opponents to a .218 average against.

FAST STARTS

Indiana State has been dominant to open games this season, outscoring the opposition 30-14. The Sycamores have outscored opponents in all but two innings this season including a 46-22 advantage in the ninth. ISU is also 24-1 when leading after the eighth inning.

SECOND IN PROGRAM HISTORY

Sycamore head coach Mitch Hannahs moved into sole possession of second place in program history Friday (4/13) after securing his 141st career victory during a 5-2 win against Illinois State, passing former ISU head coach Paul Wolf.

MVC CHAMPIONSHIP ALL-TIME SERIES RECORDS

Bradley	ISU, 8-2
Creighton	ISU, 14-10
Dallas Baptist	DBU, 3-1
Evansville	ISU, 5-3
Illinois State	ISU, 9-3
Missouri State	Tied, 6-6
New Mexico State	ISU, 2-0
Northern Iowa	UNI, 2-1
Southern Illinois	ISU, 10-4
Tulsa	TUL, 3-2
Wichita State	WSU, 23-9

ALL-MVC HONORS

Jake Means, 3B, Jr.	First Team
Dane Giesler, 1B, RSr.	Second Team
Tyler Ward, RHP, Jr.	Second Team

Jake Means, 3B, Jr.	All-Defensive Team
Jarrold Watkins, 2B, Jr.	All-Defensive Team

2018 MVC STANDINGS

TEAM	MVC	OVERALL	STREAK
Missouri State	18-3 .857	35-15 .700	W1
DBU	16-5 .762	36-17 .679	L1
Bradley	11-10 .524	30-17 .638	L2
Indiana State	11-10 .524	29-22 .569	W3
Southern Illinois	10-11 .476	27-28 .491	W2
Illinois State	9-12 .429	22-28 .440	W2
Valparaiso	6-15 .286	18-32 .360	L3
Evansville	3-18 .143	12-37 .245	L2

UNIFORM COMBOS

Jersey	Pants	Hat	Record
Blue	Gray	Blue	5-6
Blue	White	Blue	4-3
Black	Gray	Tri-Color	4-1
Black	White	Tri-Color	1-1
Baby Blue	White	Baby Blue	6-4
Gray	Gray	Blue	5-3
White	White	Blue	3-4

CAREER HOME RUNS

RANK	PLAYER	YEAR	TOTAL
1.	Boi Rodriguez	1985-87	48
2.	Dan Frye	1989-92	39
3.	Mike Eberle	1984-87	37
T4.	Tyler Thompson	1995-98	32
T4.	Dane Giesler	2015-18	32
5.	Dan Olson	1994-96	30
T6.	Tony Collins	1984-85	29
T7.	Mike Lexa	1983-86	28
T7.	Brian Dorsett	1980-83	28

SINGLE SEASON HOME RUNS

RANK	PLAYER	YEAR	TOTAL
1.	Boi Rodriguez	1985	20
T2.	Dan Frye	1992	17
T2.	Jason Frome	2001	17
T2.	Dane Giesler	2017	17
T5.	Boi Rodriguez	1986	16
T5.	Andy Ghelfi	1985	16
T5.	Tony Collins	1984	16
6.	Tyler Thompson	1998	15



OUT OF THE BOX

WINNING IN TOUGH PLACES

Indiana State became just the second team in the last three seasons to go to Louisville and win a non-conference game against the Cardinals. Only Texas Tech and Indiana State have won games inside Jim Patterson Stadium over the last three seasons as the Cardinals are 90-16 overall and 70-2 against non-conference foes during the stretch.

YOU MIGHT HAVE SEEN IT!

Former Sycamore and Oakland Athletics left-hander Sean Manaea no-hit the Boston Red Sox April 21. It marked the first no-hitter of the 2018 MLB season and the seventh in Oakland Athletics history. Manaea is the first MVC pitcher to record a no-hitter in the MLB since Doug Stieb of SIU did so in 1990 against the Cleveland Indians as a member of the Toronto Blue Jays.

• Manaea's 10 strikeouts are the third most by an A's pitcher in a no-hitter in franchise history; Dave Stewart had 12 on June 29, 1990, and Catfish Hunter had 11 on May 8, 1968.

• Via Elias, the last two times one pitcher has no-hit the best team in baseball (by record) it was an Athletics pitcher: Dallas Braden's perfect game in 2010 against the Rays and Saturday.

PRESEASON ALL-MVC

Redshirt senior Dane Giesler was tabbed Preseason All-MVC following a breakout season a year ago. The Jasper, Indiana native led the way for the Trees in several offensive categories. He finished with a team high 17 home runs which was fourth-best in the conference and second all-time in school history for single-season homers. Giesler was also fifth in the league with a .593 slugging percentage and seventh in RBIs with 49.

SYCAMORES PICKED THIRD IN PRESEASON POLL

Indiana State was picked to finish third in the Missouri Valley Conference Preseason Poll. Dallas Baptist tallied 63 points and were named the favorites over second-place pick Missouri State (57). The Sycamores collected 42 votes overall followed by Southern Illinois (35), Illinois State (31), Bradley (30), Evansville (18) and MVC newcomer Valparaiso (12).

BROADCASTING INFORMATION

The Missouri Valley Conference announced April 9, 2018 that selected regular-season digital productions plus post-season championship coverage in May will be distributed on ESPN+ -- the first-ever multi-sport, direct-to-consumer subscription streaming service from The Walt Disney Company Direct-to-Consumer and International group in partnership with ESPN. Fans can subscribe to ESPN+ for just \$4.99 per month (or \$49.99 per year) and cancel at any time. Launching on Thursday, April 12, ESPN+ will be an integrated part of a completely redesigned ESPN App. The new ESPN App will be the premier all-in-one digital sports platform for fans and is a showcase of the company's culture of innovation. The Valley, which is in the fourth year of a 10-year national rights-holding agreement with ESPN, will start its programming schedule on ESPN+ on April 13.

FOLLOW THE ACTION

For the latest information on the Sycamore Baseball team, be sure to visit GoSycamores.com. You can also find the team on social media on Facebook (SycamoreBaseball), Twitter (@IndStBaseball) and Instagram (@IndStBaseball).

INTERVIEWS AND CREDENTIALS

Please arrange all credential requests and interviews of student-athletes and coaches through Indiana State Media Relations baseball contact Tim McCaughan. He can be reached by phone at (618) 841-2139 (C), or via e-mail at timothy.mccaughan@indstate.edu.



• Indiana State baseball was picked to finish third in the Missouri Valley Conference Preseason Poll. The Sycamores are coming off a 29-26 season a year ago and a third-place finish in the conference after a 12-9 MVC campaign.

• Dallas Baptist tallied 63 points and were named the favorites over second-place pick Missouri State (57). The Sycamores collected 42 votes overall followed by Southern Illinois (35), Illinois State (31), Bradley (30), Evansville (18) and MVC newcomer Valparaiso (12).

2018 BASEBALL PRESEASON POLL

	Team (1st-Place Votes)	Points
1.	 DBU (7)	63
2.	 Missouri State (1)	57
3.	 Indiana State	42
4.	 Southern Illinois	35
5.	 Illinois State	31
6.	 Bradley	30
7.	 Evansville	18
8.	 Valparaiso	12



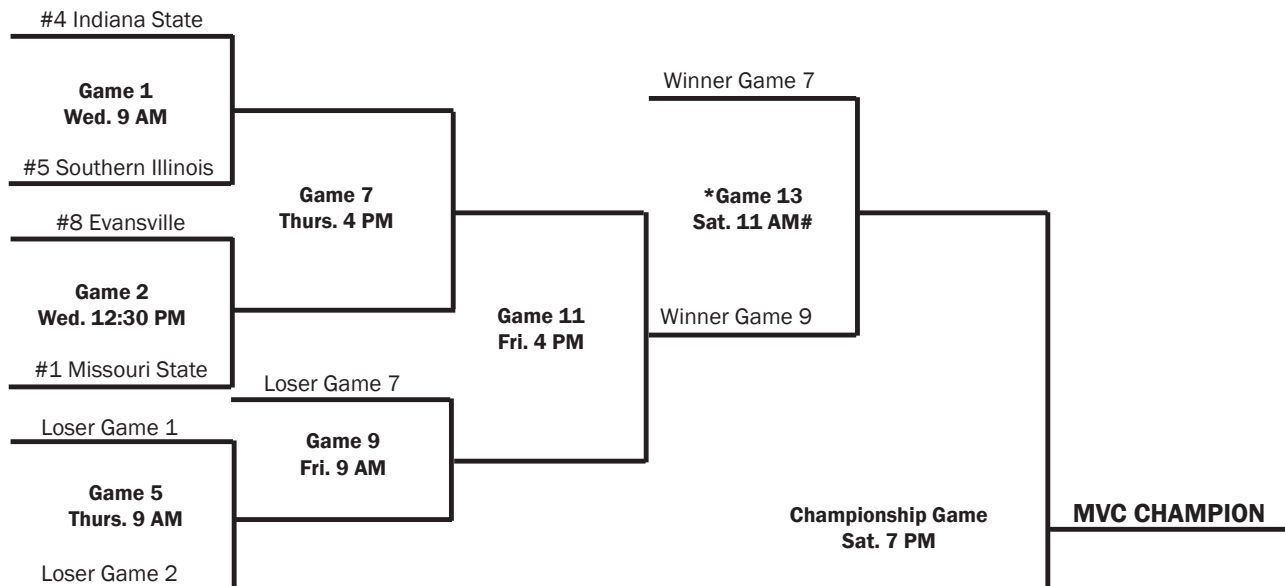
MISSOURI VALLEY CONFERENCE WEEKLY AWARDS

	Player of the Week	Pitcher of the Week
Week One	Brendan Bougherty, BU	Luke Eldred, DBU
Week Two	Sam Shaikin, VU	Ethan Larrison, INS
Week Three	Drew Millas, MSU	Brad Harrison, SIU
Week Four	Alex Lyon, SIU	Brad Harris, SIU
Week Five	Jeremy Eierman, MSU	Kody Funderburk, DBU
Week Six	Devlin Granberg, DBU	Dylan Coleman, MSU
Week Seven	Devlin Granberg, DBU	Connor Sechler, MSU
Week Eight	Drew Milas, MSU	Brad Harrison, SIU
Week Nine	Matt Duce, DBU	Triston Polley, INS
Week Ten	Drew Millas, MSU	Tyler Ward, INS
Week Eleven	Alex Lyon, SIU	Mitch Janssen, BU
Week Twelve	Devlin Granberg, DBU	Trevor Conn, DBU
Week Thirteen	Owen Miller, ILS	Dylan Coleman, MSU
Week Fourteen	Matt Brown, MSU	Dylan Givens, SIU

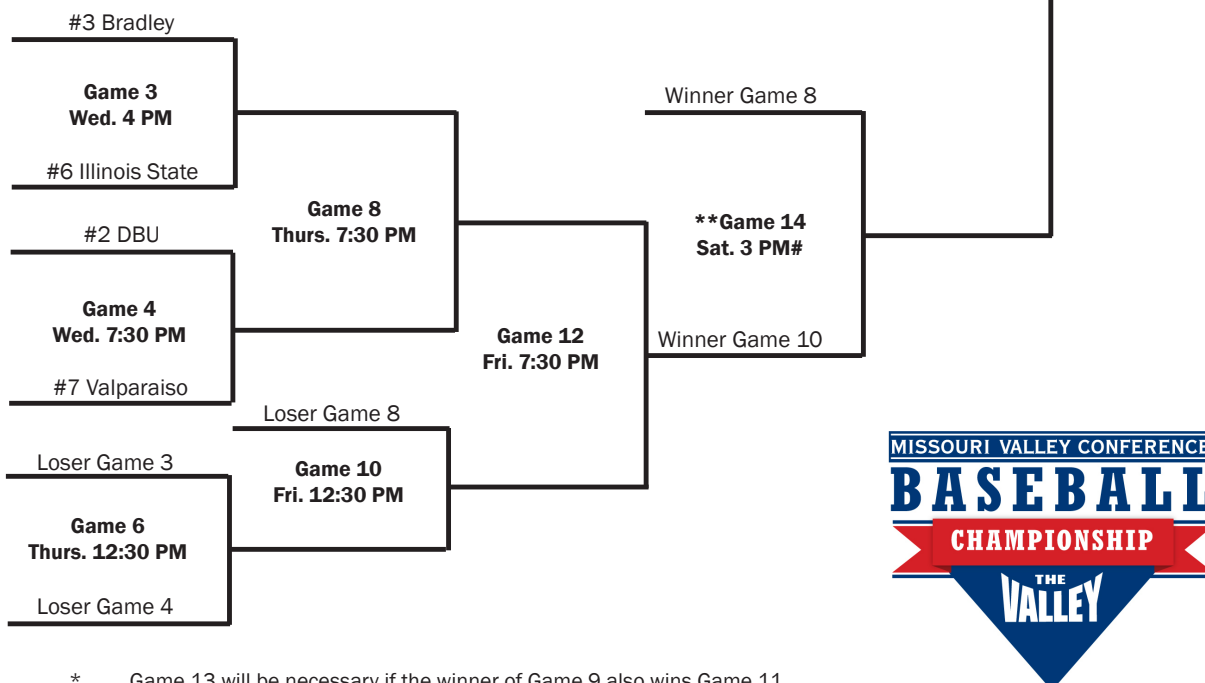
2018 MISSOURI VALLEY CONFERENCE BASEBALL CHAMPIONSHIP

MAY 23 - 26 • HORNER BALLPARK • DALLAS, TEXAS

BRACKET A



BRACKET B



- * Game 13 will be necessary if the winner of Game 9 also wins Game 11.
- ** Game 14 will be necessary if the winner of Game 10 also wins Game 12.
- # If only one if necessary game is played, that game will remain at the originally scheduled time.

As the tournament host, DBU will play the 7:30 p.m. game on the first day of the tournament.
 Subsequent game times shall follow the natural flow of the bracket.
 All times are listed as Central (CST).

First Round Pairings:
BRACKET A (SEEDS 1, 4, 5, 8)
 Seed 1 vs. Seed 8
 Seed 4 vs. Seed 5

BRACKET B (SEEDS 2, 3, 6, 7)
 Seed 2 vs. Seed 7
 Seed 3 vs. Seed 6



ROSTER / PRONUNCIATION GUIDE

No.	Player	Pos.	B/T	Ht.	Wt.	Yr.	Hometown	Previous School
1	Jordan Schaffer	INF	R/R	5-11	160	R-Fr.	Terre Haute, Ind.	West Vigo HS
2	Jarrod Watkins	INF	L/R	6-0	165	Jr.	Washington, Ill.	Wabash Valley CC
3	Luke Fegen	OF	R/R	5-11	175	Jr.	Waukee, Iowa	Des Moines Area CC
4	Bailey Partlow	C	R/R	5-9	195	Jr.	Westfield, Ind.	Pasco-Hernando State CC
5	Jake Means	INF	R/R	6-2	205	Jr.	Gardner, Kan.	Cowley CC
6	Clay Dungan	INF	L/R	6-0	185	Jr.	Yorktown, Ind.	Yorktown HS
7	Tristan Weaver	LHP	L/L	6-0	190	So.	Auburn, Ill.	Lincoln Land CC
8	Brian Eddy	LHP	R/L	6-4	170	So.	Worcester, Mass.	Worcester Academy
9	Tyler Ward	RHP	R/R	6-0	180	Jr.	Santa Claus, Ind.	Heritage Hills HS
10	Evan Giles	RHP	R/R	6-0	200	Jr.	Franklin, Ind.	Franklin HS
11	Nolan Brimbury	UTL	L/R	5-10	185	R-So.	Peru, Ind.	Peru HS
12	Max Wright	C	L/R	6-3	210	So.	Toronto, Ontario	Lawrence Park HS
13	Hayden Jaco	C	R/R	6-0	200	Jr.	Coquitlam, B.C.	Vernon CC
16	Brandt Nowaskie	OF	L/R	6-1	200	R-So.	Bruceville, Ind.	Vincennes Lincoln HS
17	Roberto Enriquez	OF	L/L	6-2	205	Jr.	Carolina, P.R.	Allen CC
18	Joe Boyle	INF	R/R	5-11	195	R-Jr.	Wheaton, Ill.	North Florida
19	Weston Rivers	LHP	L/L	6-3	235	R-Sr.	Defiance, Ohio	Lincoln Trail CC
20	Hunter Lewis	INF	R/R	6-0	190	Jr.	El Segundo, Calif.	El Camino CC
21	CJ Huntley	OF	R/R	6-3	220	Jr.	Kalamazoo, Mich.	Mattawan HS
22	Dalton Laney	RHP	R/R	6-2	200	R-Fr.	Rockville, Ind.	Rockville HS
23	Dane Tofteland	INF/OF	R/R	6-4	230	R-Jr.	Grande Prairie, Alberta	Holy Trinity HS
24	Dane Giesler	INF	L/R	6-2	230	R-Sr.	Jasper, Ind.	Wabash Valley CC
25	Romero Harris	INF	R/R	5-10	205	Jr.	Navarre, Ohio	Wabash Valley CC
26	Tyler Whitbread	RHP	R/R	6-1	175	Jr.	Camlachie, Ontario	St. Claire HS
28	Triston Polley	LHP	L/L	6-2	190	Jr.	Avon, Ind.	Brownsburg HS
29	Nick Barrett	OF	R/R	5-10	175	Fr.	Terre Haute, Ind.	North Vigo HS
30	Jeremy Guerrero	LHP	L/L	5-11	230	So.	Metamora, Ill.	Metamora HS
32	Collin Liberatore	RHP	R/R	6-4	195	R-So.	Greensburg, Penn.	Pittsburgh
33	Jack Guzek	RHP	R/R	6-4	195	Fr.	Manhattan, Ill.	Brother Rice HS
34	Chris Ayers	OF	L/R	6-2	195	Jr.	Houston, Texas	Westfield HS
35	Jake Ridgway	RHP	R/R	6-0	185	Fr.	New Lenox, Ill.	Brother Rice HS
36	Danny Colon	UTL	R/R	5-10	200	R-Fr.	Wayne, NJ	Wayne Hills HS
37	Tyler Grauer	LHP	L/L	6-5	220	So.	Shawnee, Kan.	Mill Valley HS
38	Ethan Larrison	RHP	R/R	6-2	205	Sr.	Shelbyville, Ind.	Shelbyville HS
40	Donnie Ames	RHP	R/R	6-2	235	R-So.	Terre Haute, Ind.	Olney Central CC

ALPHABETICAL ROSTER

No.	Player	Pos.
40	Ames, Donnie	RHP
34	Ayers, Chris	OF
29	Barrett, Nick	OF
18	Boyle, Joe	INF
11	Brimbury, Nolan	INF
36	Colon, Danny	UTL
6	Dungan, Clay	INF
8	Eddy, Brian	LHP
17	Enriquez, Roberto	OF
3	Fegen, Luke	OF
24	Giesler, Dane	INF
10	Giles, Evan	RHP
37	Grauer, Tyler	LHP
30	Guerrero, Jeremy	LHP
33	Guzek, Jack	RHP
25	Harris, Romero	INF
21	Huntley, CJ	OF
13	Jaco, Hayden	C
22	Laney, Dalton	RHP
38	Larrison, Ethan	RHP
20	Lewis, Hunter	INF
32	Liberatore, Collin	RHP
5	Means, Jake	INF
16	Nowaskie, Brandt	OF
4	Partlow, Bailey	C
28	Polley, Triston	LHP
35	Ridgway, Jake	RHP
19	Rivers, Weston	LHP
1	Schaffer, Jordan	INF
23	Tofteland, Dane	INF
9	Ward, Tyler	RHP
2	Watkins, Jarrod	INF
7	Weaver, Tristan	LHP
26	Whitbread, Tyler	RHP
12	Wright, Max	C

COACHING STAFF

Mitch Hannahs	Head Coach (5th Season)
Brian Smiley	Associate Head Coach (3rd Base)
Jordan Tiegs	Assistant Coach/Pitching Coach
Brad Vanderglas	Volunteer Assistant Coach (1st Base)
Katelyn Zweigle	Athletic Trainer

PRONUNCIATIONS

Brian Eddy	Eddie
Danny Colon	Ka-lone
Clay Dungan	DUN-gun
Dane Giesler	Geese-ler
Tyler Grauer	Graw-er
Jeremy Guerrero	Jeremy Gu-rer-oh
Luke Fegen	Fay-gun
Hayden Jaco	Jay-ko
Colin Liberatore	Lyber-atore
Brandt Nowaskie	No-wa-ski
Jordan Schaffer	Shay-fer
Dane Tofteland	Tof-land
Tyler Whitbread	Wit-bread
Jordan Tiegs	Teegs
Brad Vanderglas	Van-der-glas



OVERALL STATISTICS


2018 Sycamore Baseball
Overall Statistics for Indiana State (as of May 19, 2018)
(All games Sorted by Batting avg)



Record: 29-22 Home: 9-9 Away: 19-12 Neutral: 1-1 MVC: 11-10

Player	avg	gp-gs	ab	r	h	2b	3b	hr	rbi	tb	slg%	bb	hp	so	gdp	ob%	sf	sh	sb-att	po	a	e	fld%
25 Romero Harris	.339	27-26	109	29	37	8	1	8	37	71	.651	6	8	20	4	.402	4	0	0-0	0	0	0	.000
13 Hayden Jaco	.333	18-8	39	5	13	2	0	0	7	15	.385	3	0	4	0	.372	1	0	0-0	65	11	1	.987
2 Jarrod Watkins	.314	51-51	207	32	65	12	2	0	18	81	.391	26	3	18	3	.393	3	5	7-8	94	151	6	.976
21 Cj Huntley	.305	48-41	174	36	53	11	2	3	30	77	.443	18	8	26	2	.393	1	2	3-4	90	1	2	.978
24 Dane Giesler	.298	49-48	178	39	53	7	1	14	43	104	.584	35	9	46	2	.427	5	1	5-6	447	33	4	.992
3 Luke Fegen	.284	51-45	162	32	46	7	0	2	30	59	.364	24	10	25	5	.404	2	5	6-10	137	5	0	1.000
6 Clay Dungan	.279	51-51	215	38	60	12	0	1	30	75	.349	19	6	32	3	.351	2	3	12-15	69	143	15	.934
5 Jake Means	.262	51-51	183	34	48	7	1	10	30	87	.475	15	13	42	1	.357	2	2	1-3	30	110	9	.940
12 Max Wright	.246	41-40	138	20	34	3	0	1	19	40	.290	14	5	41	1	.338	0	4	4-6	247	31	2	.993
17 Roberto Enriquez	.224	49-45	147	27	33	4	1	1	21	42	.286	19	25	18	4	.399	2	3	1-1	82	5	2	.978
34 Chris Ayers	.222	21-14	54	11	12	3	1	3	10	26	.481	4	3	21	2	.306	1	2	0-0	10	2	0	1.000
16 Brandt Nowaskie	.217	16-7	23	5	5	0	1	0	2	7	.304	5	2	8	0	.400	0	1	2-2	3	0	0	1.000
23 Dane Tofteland	.186	29-25	97	14	18	4	1	2	16	30	.309	10	4	24	2	.283	2	1	5-6	48	2	1	.980

20 Hunter Lewis	.267	12-3	15	6	4	0	0	1	3	7	.467	3	2	6	0	.450	0	0	0-0	0	2	0	1.000
4 Bailey Partlow	.250	6-3	8	2	2	1	0	0	2	3	.375	2	0	2	0	.333	2	0	0-0	15	2	0	1.000
1 Jordan Schaffer	.167	11-0	12	4	2	1	0	0	3	3	.250	0	0	3	0	.167	0	0	0-0	0	0	0	.000
11 Nolan Brimbury	.000	2-0	2	0	0	0	0	0	0	0	.000	0	0	0	0	.000	0	0	0-0	0	0	1	.000
36 Danny Colon	.000	1-0	1	0	0	0	0	0	0	0	.000	0	0	0	0	.000	0	0	0-0	0	0	0	.000
9 Tyler Ward	.000	1-1	0	0	0	0	0	0	0	0	.000	0	0	0	0	.000	0	0	0-0	2	8	0	1.000
38 Ethan Larrison	.000	1-0	0	0	0	0	0	0	0	0	.000	0	0	0	0	.000	0	0	0-0	3	6	2	.818
Totals	.275	51	1764	334	485	82	11	46	301	727	.412	203	98	336	29	.376	27	29	46-61	1353	564	53	.973
Opponents	.253	51	1672	240	423	85	6	36	217	628	.376	202	36	330	31	.343	19	30	27-48	1362	481	55	.971

LOB - Team (425), Opp (367). DPs turned - Team (45), Opp (34). CI - Team (1), H Jaco 1. IBB - Team (5), D Giesler 3, R Enriquez 1, C Dungan 1, Opp (5). Picked off - C Dungan 1, D Giesler 1, J Watkins 1, D Tofteland 1, R Enriquez 1.

(All games Sorted by Earned run avg)

Player	era	w-l	app	gs	cg	sho	sv	ip	h	r	er	bb	so	2b	3b	hr	b/avg	wp	hp	bks	sfa	sha
19 Weston Rivers	2.15	4-0	8	7	0	0/0	0	37.2	25	14	9	11	13	4	0	2	.189	6	0	0	2	2
38 Ethan Larrison	3.31	2-6	23	0	0	0/1	9	51.2	42	21	19	21	46	13	0	3	.218	7	2	0	3	3
28 Triston Polley	3.46	7-2	14	14	0	0/1	0	88.1	73	38	34	40	54	10	1	4	.233	9	6	1	3	7
9 Tyler Ward	3.66	6-3	9	9	2	1/0	0	64.0	61	27	26	13	55	11	1	1	.252	6	7	1	1	2
37 Tyler Grauer	3.74	2-0	18	0	0	0/0	3	21.2	22	9	9	7	18	1	1	2	.272	1	0	1	1	2
7 Tristan Weaver	4.85	3-4	12	12	0	0/1	0	59.1	54	34	32	35	36	10	0	7	.255	7	8	0	3	3
26 Tyler Whitbread	5.46	2-3	17	4	0	0/0	0	31.1	33	20	19	18	33	9	1	2	.284	2	3	0	0	4
40 Donnie Ames	5.89	3-2	19	1	0	0/0	1	36.2	49	28	24	10	22	10	0	4	.304	2	4	1	0	2

30 Jeremy Guerrero	3.24	0-0	14	4	0	0/0	0	25.0	24	15	9	9	18	7	1	4	.270	1	0	1	2	2
8 Brian Eddy	6.00	0-0	4	0	0	0/0	0	3.0	2	2	2	6	3	1	0	0	.222	3	0	0	1	0
22 Dalton Laney	7.31	0-2	10	0	0	0/0	0	16.0	13	18	13	19	13	2	0	3	.228	5	5	0	1	2
35 Jake Ridgway	7.71	0-0	12	0	0	0/1	0	16.1	25	14	14	13	19	7	1	4	.373	3	1	1	2	1
Totals	4.19	29-22	51	51	2	3/2	13	451.0	423	240	210	202	330	85	6	36	.253	52	36	6	19	30
Opponents	5.77	22-29	51	51	1	0/0	9	454.0	485	334	291	203	336	82	11	46	.275	60	98	4	27	29

PB - Team (9), M Wright 7, H Jaco 2, Opp (9). Pickoffs - Team (14), T Polley 4, T Weaver 3, W Rivers 2, T Whitbread 2, G Guerrero 1, D Laney 1, B Eddy 1, Opp (5). SBA/ATT - M Wright (19-30), T Polley (7-15), T Weaver (4-8), H Jaco (6-7), W Rivers



MISSOURI VALLEY CONFERENCE STATISTICS



2018 Sycamore Baseball

Conference statistics for Indiana State (as of May 19, 2018)
(MVC games only Sorted by Batting avg)



Record: 11-10 Home: 5-7 Away: 6-3 MVC: 11-10

Player	avg	gp-gs	ab	r	h	2b	3b	hr	rbi	tb	slg%	bb	hp	so	gdp	ob%	sf	sh	sb-att	po	a	e	fld%
13 Hayden Jaco	.435	8-4	23	4	10	2	0	0	4	12	.522	1	0	2	0	.458	0	0	0-0	30	8	0	1.000
25 Romero Harris	.417	9-8	36	10	15	3	0	3	15	27	.750	2	2	3	2	.463	1	0	0-0	0	0	0	.000
5 Jake Means	.315	21-21	73	20	23	3	1	6	15	46	.630	6	8	12	0	.420	1	2	0-1	15	47	5	.925
2 Jarrod Watkins	.305	21-21	82	9	25	1	1	0	9	28	.341	9	2	8	1	.379	2	1	4-4	41	53	1	.989
21 Cj Huntley	.282	21-20	85	15	24	3	2	0	16	31	.365	6	6	13	2	.367	1	0	1-1	57	0	1	.983
24 Dane Giesler	.275	21-21	80	20	22	2	1	8	24	50	.625	11	4	20	0	.374	4	1	4-5	185	9	1	.995
6 Clay Dungan	.275	21-21	91	17	25	4	0	0	6	29	.319	7	3	10	0	.347	0	2	7-8	25	53	5	.940
34 Chris Ayers	.257	11-8	35	9	9	3	1	3	9	23	.657	2	2	14	2	.325	1	0	0-0	6	0	0	1.000
3 Luke Fegen	.254	21-21	71	12	18	1	0	1	17	22	.310	13	4	11	3	.393	1	1	3-4	67	2	0	1.000
23 Dane Tofteland	.250	5-3	8	2	2	0	1	0	2	4	.500	4	0	1	1	.462	1	0	0-0	3	0	0	1.000
12 Max Wright	.238	14-14	42	7	10	3	0	0	3	13	.310	5	4	10	0	.373	0	2	4-4	82	10	1	.989
17 Roberto Enriquez	.155	20-17	58	8	9	1	0	0	6	10	.172	8	10	6	2	.355	0	1	0-0	30	2	2	.941
16 Brandt Nowaskie	.143	7-5	14	3	2	0	0	0	1	2	.143	2	1	6	0	.294	0	1	2-2	2	0	0	1.000

4 Bailey Partlow	.286	3-3	7	2	2	1	0	0	1	3	.429	0	0	1	0	.250	1	0	0-0	12	2	0	1.000
20 Hunter Lewis	.200	3-1	5	0	1	0	0	0	0	1	.200	0	0	2	0	.200	0	0	0-0	0	0	0	.000
9 Tyler Ward	.000	1-1	0	0	0	0	0	0	0	0	.000	0	0	0	0	.000	0	0	0-0	0	2	0	1.000
Totals	.277	21	710	138	197	27	7	21	128	301	.424	76	46	119	13	.378	13	11	25-29	558	205	18	.977
Opponents	.244	21	679	97	166	33	2	14	91	245	.361	81	15	128	12	.333	11	10	14-23	553	201	18	.977

LOB - Team (165), Opp (141). DPs turned - Team (21), Opp (14).

(MVC games only Sorted by Earned run avg)

Player	era	w-l	app	gs	cg	sho	sv	ip	h	r	er	bb	so	2b	3b	hr	b/avg	wp	hp	bk	sfa	sha
9 Tyler Ward	2.93	2-2	4	4	2	1/0	0	30.2	26	10	10	7	26	3	1	0	.232	0	3	1	0	1
28 Triston Polley	3.38	3-0	7	7	0	0/0	0	45.1	36	20	17	19	26	5	1	3	.225	5	2	0	3	3
19 Weston Rivers	3.57	2-0	4	3	0	0/0	0	17.2	18	11	7	6	6	2	0	2	.277	1	0	0	2	2
7 Tristan Weaver	4.82	1-3	6	6	0	0/1	0	28.0	24	15	15	19	23	5	0	3	.238	4	5	0	2	0
38 Ethan Larrison	5.03	1-3	9	0	0	0/0	1	19.2	19	11	11	7	17	8	0	0	.250	3	2	0	1	1
40 Donnie Ames	13.89	1-2	6	1	0	0/0	0	11.2	23	18	18	6	6	5	0	3	.404	2	1	1	0	0

35 Jake Ridgway	0.00	0-0	3	0	0	0/1	0	2.2	4	0	0	3	5	1	0	0	.364	0	0	0	0	0
26 Tyler Whitbread	1.08	0-0	4	0	0	0/0	0	8.1	5	1	1	2	5	2	0	0	.172	0	0	0	0	0
30 Jeremy Guerrero	1.42	0-0	5	0	0	0/0	0	6.1	4	2	1	2	4	1	0	1	.200	1	0	0	2	0
37 Tyler Grauer	3.18	1-0	10	0	0	0/0	2	11.1	5	4	4	4	7	0	0	1	.139	0	0	1	1	1
22 Dalton Laney	10.38	0-0	4	0	0	0/0	0	4.1	2	5	5	6	3	1	0	1	.167	1	2	0	0	2
Totals	4.31	11-10	21	21	2	2/1	3	186.0	166	97	89	81	128	33	2	14	.244	17	15	3	11	10
Opponents	6.15	10-11	21	21	0	0/0	4	184.1	197	138	126	76	119	27	7	21	.277	18	46	1	13	11

PB - Team (4), M Wright 3, H Jaco 1, Opp (5). Pickoffs - Team (3), T Polley 2, W Rivers 1. SBA/ATT - M Wright (10-15), T Polley (4-9), T Weaver (4-5), W Rivers (2-4), D Laney (2-3), H Jaco (2-3), B Partlow (2-2), T Grauer (1-1), T Ward (1-1).



SEASON/CAREER STATISTICS



2018 Sycamore Baseball
Individual Season/Career Summary for Indiana State (as of May 19, 2018)
(All games Sorted by Batting avg)



Record: 29-22 Home: 9-9 Away: 19-12 Neutral: 1-1 MVC: 11-10

Player	SEASON													CAREER												
	Avg	G-GS	AB	R	H	2B	3B	HR	RBI	BB	Hbp	SO	Sb-Att	Avg	G-GS	AB	R	H	2B	3B	HR	RBI	BB	Hbp	SO	Sb-Att
25 Romero Harris	.339	27-26	109	29	37	8	1	8	37	6	8	20	0-0	.339	27-26	109	29	37	8	1	8	37	6	8	20	0-0
13 Hayden Jaco	.333	18-8	39	5	13	2	0	0	7	3	0	4	0-0	.333	18-8	39	5	13	2	0	0	7	3	0	4	0-0
2 Jarrod Watkins	.314	51-51	207	32	65	12	2	0	18	26	3	18	7-8	.314	51-51	207	32	65	12	2	0	18	26	3	18	7-8
21 CJ Huntley	.305	48-41	174	36	53	11	2	3	30	18	8	26	3-4	.305	48-41	174	36	53	11	2	3	30	18	8	26	3-4
24 Dane Giesler	.298	49-48	178	39	53	7	1	14	43	35	9	46	5-6	.283	156-146	552	97	156	22	2	32	118	79	23	141	5-7
3 Luke Fegen	.284	51-45	162	32	46	7	0	2	30	24	10	25	6-10	.284	51-45	162	32	46	7	0	2	30	24	10	25	6-10
6 Clay Dungan	.279	51-51	215	38	60	12	0	1	30	19	6	32	12-15	.276	151-142	577	92	159	34	5	11	98	55	10	95	14-25
5 Jake Means	.262	51-51	183	34	48	7	1	10	30	15	13	42	1-3	.262	51-51	183	34	48	7	1	10	30	15	13	42	1-3
12 Max Wright	.246	41-40	138	20	34	3	0	1	19	14	5	41	4-6	.239	53-44	155	21	37	3	0	1	19	15	6	47	4-6
17 Roberto Enriquez	.224	49-45	147	27	33	4	1	1	21	19	25	18	1-1	.224	49-45	147	27	33	4	1	1	21	19	25	18	1-1
34 Chris Ayers	.222	21-14	54	11	12	3	1	3	10	4	3	21	0-0	.251	87-63	247	43	62	17	2	8	34	26	7	80	3-3
16 Brandt Nowaskie	.217	16-7	23	5	5	0	1	0	2	5	2	8	2-2	.281	40-16	64	11	18	2	2	0	7	10	2	18	4-4
23 Dane Tofteland	.186	29-25	97	14	18	4	1	2	16	10	4	24	5-6	.236	80-63	229	46	54	12	2	8	42	32	8	60	8-12
20 Hunter Lewis	.267	12-3	15	6	4	0	0	1	3	3	2	6	0-0	.267	12-3	15	6	4	0	0	1	3	3	2	6	0-0
4 Bailey Partlow	.250	6-3	8	2	2	1	0	0	2	2	0	2	0-0	.250	6-3	8	2	2	1	0	0	2	2	0	2	0-0
1 Jordan Schaffer	.167	11-0	12	4	2	1	0	0	3	0	0	3	0-0	.167	11-0	12	4	2	1	0	0	3	0	0	3	0-0
11 Nolan Brimbury	.000	2-0	2	0	0	0	0	0	0	0	0	0	0-0	.000	7-0	4	0	0	0	0	0	0	0	0	0	0-0
36 Danny Colon	.000	1-0	1	0	0	0	0	0	0	0	0	0	0-0	.000	1-0	1	0	0	0	0	0	0	0	0	0	0-0
9 Tyler Ward	.000	1-1	0	0	0	0	0	0	0	0	0	0	0-0	.000	3-3	0	0	0	0	0	0	0	0	0	0	0-0
38 Ethan Larrison	.000	1-0	0	0	0	0	0	0	0	0	0	0	0-0	.000	1-0	0	0	0	0	0	0	0	0	0	0	0-0
Totals	.275	51-51	1764	334	485	82	11	46	301	203	98	336	46-61													
Opponents	.253	51-51	1672	240	423	85	6	36	217	202	36	330	27-48													

(All games Sorted by Earned run avg)

Player	SEASON													CAREER													
	ERA	W-L	App	GS	CG	Sho	Sv	IP	H	R	ER	BB	SO	ERA	W-L	App	GS	CG	Sho	Sv	IP	H	R	ER	BB	SO	
19 Weston Rivers	2.15	4-0	8	7	0	0	0	37.2	25	14	9	11	13	3.20	7-1	21	16	0	0	0	78.2	64	34	28	31	34	
38 Ethan Larrison	3.31	2-6	23	0	0	0	9	51.2	42	21	19	21	46	4.00	10-13	82	6	0	0	10	175.2	151	88	78	75	137	
28 Triston Polley	3.46	7-2	14	14	0	0	0	88.1	73	38	34	40	54	4.31	10-4	44	17	0	0	1	123.1	103	68	59	62	101	
9 Tyler Ward	3.66	6-3	9	9	2	1	0	64.0	61	27	26	13	55	3.90	16-13	41	34	3	1	1	228.2	237	106	99	41	153	
37 Tyler Grauer	3.74	2-0	18	0	0	0	3	21.2	22	9	9	7	18	5.60	3-1	27	2	0	0	3	35.1	42	22	22	12	33	
7 Tristan Weaver	4.85	3-4	12	12	0	0	0	59.1	54	34	32	35	36	4.85	3-4	12	12	0	0	0	59.1	54	34	32	35	36	
26 Tyler Whitbread	5.46	2-3	17	4	0	0	0	31.1	33	20	19	18	33	5.62	4-4	34	4	0	0	0	48.0	52	33	30	28	46	
40 Donnie Ames	5.89	3-2	19	1	0	0	1	36.2	49	28	24	10	22	5.89	3-2	19	1	0	0	1	36.2	49	28	24	10	22	

30 Jeremy Guerrero	3.24	0-0	14	4	0	0	0	25.0	24	15	9	9	18	3.12	0-0	15	4	0	0	0	26.0	24	15	9	9	19	
8 Brian Eddy	6.00	0-0	4	0	0	0	0	3.0	2	2	2	6	3	13.50	0-0	7	0	0	0	0	4.0	4	6	6	11	3	
22 Dalton Laney	7.31	0-2	10	0	0	0	0	16.0	13	18	13	19	13	7.31	0-2	10	0	0	0	0	16.0	13	18	13	19	13	
35 Jake Ridgway	7.71	0-0	12	0	0	0	0	16.1	25	14	14	13	19	7.71	0-0	12	0	0	0	0	16.1	25	14	14	13	19	
Totals	4.19	29-22	51	51	2	3	13	451.0	423	240	210	202	330														
Opponents	5.77	22-29	51	51	1	0	9	454.0	485	334	291	203	336														





2018 RESULTS

Game Date	Opponent	Score	R-H-E	R-H-E	Inns	Overall	MVC	Pitcher of Rec.	Attend	Time
Feb 16, 2018	at UNLV	4-5 L	4-10-0	5-12-1	(10)	0-1-0	0-0-0	T Whitbread (L 0-1)	1256	3:19
Feb 17, 2018	vs Loyola Marymount	W 8-2	8-10-3	2-7-1	9	1-1-0	0-0-0	T Polley (W 1-0)	306	3:02
Feb 18, 2018	vs Oregon	5-8 L	5-8-0	8-12-3	9	1-2-0	0-0-0	D Laney (L 0-1)	306	3:20
Feb 19, 2018	at UNLV	W 4-2	4-9-1	2-7-2	9	2-2-0	0-0-0	T Ward (W 1-0)	416	2:44
Feb 23, 2018	at Lipscomb	W 17-3	17-14-1	3-5-2	9	3-2-0	0-0-0	T Weaver (W 1-0)	347	3:47
Feb 24, 2018	at Middle Tennessee	W 21-4	21-17-2	4-11-1	9	4-2-0	0-0-0	T Polley (W 2-0)	489	2:35
Feb 25, 2018	at Belmont	W 7-4	7-11-1	4-11-2	(10)	5-2-0	0-0-0	E Larrison (W 1-0)	168	3:23
Feb 28, 2018	at #12 Vanderbilt	5-8 L	5-5-1	8-9-1	9	5-3-0	0-0-0	T Ward (L 1-1)	2427	2:50
Mar 02, 2018	at Austin Peay	8-15 L	8-8-5	15-10-1	9	5-4-0	0-0-0	T Weaver (L 1-1)	265	3:25
Mar 03, 2018	at Austin Peay	7-8 L	7-11-0	8-8-2	9	5-5-0	0-0-0	T Polley (L 2-1)	284	3:09
Mar 04, 2018	at Austin Peay	W 11-5	11-16-0	5-10-2	9	6-5-0	0-0-0	D Ames (W 1-0)	271	3:22
Mar 10, 2018	WESTERN ILLINOIS	W 5-4	5-8-1	4-13-2	9	7-5-0	0-0-0	T Ward (W 2-1)	430	2:34
Mar 11, 2018	WESTERN ILLINOIS	W 2-0	2-4-0	0-7-0	9	8-5-0	0-0-0	T Polley (W 3-1)	147	2:12
Mar 16, 2018	at The Citadel	W 10-3	10-14-1	3-7-2	9	9-5-0	0-0-0	T Ward (W 3-1)	196	2:41
Mar 17, 2018	at The Citadel	W 7-3	7-10-0	3-6-1	9	10-5-0	0-0-0	T Polley (W 4-1)	209	2:51
Mar 18, 2018	at The Citadel	W 5-2	5-11-2	2-8-0	9	11-5-0	0-0-0	T Weaver (W 2-1)	232	2:38
Mar 20, 2018	at Eastern Illinois	W 10-8	10-12-2	8-10-2	9	12-5-0	0-0-0	T Whitbread (W 1-1)	62	3:32
Mar 23, 2018	XAVIER-1	W 6-4	6-10-3	4-6-1	9	13-5-0	0-0-0	T Ward (W 4-1)	362	2:53
Mar 23, 2018	XAVIER-2	W 4-3	4-6-1	3-10-0	9	14-5-0	0-0-0	T Whitbread (W 2-1)	362	2:45
Mar 28, 2018	#11 INDIANA	3-5 L	3-9-0	5-10-3	9	14-6-0	0-0-0	T Whitbread (L 2-2)	1187	3:14
* Mar 30, 2018	MISSOURI STATE-1	3-4 L	3-5-0	4-7-1	9	14-7-0	0-1-0	T Ward (L 4-2)	367	2:31
* Mar 30, 2018	MISSOURI STATE-2	4-5 L	4-4-1	5-8-1	(11)	14-8-0	0-2-0	E Larrison (L 0-1)	367	3:42
* Mar 31, 2018	MISSOURI STATE	W 6-4	6-10-0	4-5-4	9	15-8-0	1-2-0	D Ames (W 2-0)	278	2:39
* Apr 06, 2018	at Bradley	3-6 L	3-6-0	6-8-2	9	15-9-0	1-3-0	T Ward (L 4-3)	179	2:25
* Apr 07, 2018	at Bradley	W 9-3	9-10-2	3-5-1	9	16-9-0	2-3-0	T Polley (W 5-1)	236	2:46
* Apr 08, 2018	at Bradley	6-7 L	6-9-0	7-11-1	9	16-10-0	2-4-0	E Larrison (L 1-2)	174	3:00
Apr 10, 2018	at #10 Indiana	1-6 L	1-4-0	6-9-0	9	16-11-0	2-4-0	D Laney (L 0-2)	1250	2:36
* Apr 13, 2018	ILLINOIS STATE	W 5-2	5-13-0	2-8-0	9	17-11-0	3-4-0	T Ward (W 5-3)	432	2:36
* Apr 14, 2018	ILLINOIS STATE	7-8 L	7-12-0	8-9-0	9	17-12-0	3-5-0	D Ames (L 2-1)	265	3:05
* Apr 15, 2018	ILLINOIS STATE	2-5 L	2-7-0	5-11-0	9	17-13-0	3-6-0	T Weaver (L 2-2)	276	2:46
Apr 17, 2018	PURDUE	1-3 L	1-3-2	3-6-1	(10)	17-14-0	3-6-0	E Larrison (L 1-3)	436	3:16
Apr 18, 2018	at Purdue	W 2-1	2-9-1	1-4-1	9	18-14-0	3-6-0	W Rivers (W 1-0)	824	2:38
* Apr 20, 2018	#23 DALLAS BAPTIST	W 6-0	6-6-1	0-6-0	9	19-14-0	4-6-0	T Ward (W 6-3)	439	2:51
* Apr 21, 2018	#23 DALLAS BAPTIST	10-12 L	10-14-2	12-17-0	9	19-15-0	4-7-0	E Larrison (L 1-4)	476	3:34
* Apr 22, 2018	#23 DALLAS BAPTIST	3-7 L	3-7-1	7-8-0	9	19-16-0	4-8-0	T Weaver (L 2-3)	329	2:46
Apr 24, 2018	at Northern Illinois	4-5 L	4-7-1	5-12-1	9	19-17-0	4-8-0	E Larrison (L 1-2)	44	2:40
Apr 25, 2018	at Ball State	W 10-6	10-10-2	6-11-1	9	20-17-0	4-8-0	W Rivers (W 2-0)	252	2:51
Apr 27, 2018	at #24 Louisville	2-3 L	2-7-0	3-5-0	9	20-18-0	4-8-0	E Larrison (L 1-6)	2570	2:32
Apr 28, 2018	at #24 Louisville	6-10 L	6-11-1	10-10-0	9	20-19-0	4-8-0	T Polley (L 5-2)	2440	2:58
Apr 29, 2018	at #24 Louisville	W 3-1	3-7-1	1-3-3	9	21-19-0	4-8-0	T Grauer (W 1-0)	2745	2:53
May 01, 2018	at Butler	W 11-4	11-17-2	4-6-0	9	22-19-0	4-8-0	D Ames (W 3-1)	827	3:18
* May 04, 2018	at Southern Illinois	2-3 L	2-4-3	3-5-2	9	22-20-0	4-9-0	T Weaver (L 2-4)	617	3:10
* May 05, 2018	at Southern Illinois	W 8-2	8-7-2	2-6-2	9	23-20-0	5-9-0	T Polley (W 6-2)	561	2:23
* May 06, 2018	at Southern Illinois	W 11-3	11-15-0	3-8-1	9	24-20-0	6-9-0	W Rivers (W 3-0)	468	2:34
* May 11, 2018	EVANSVILLE	6-10 L	6-11-1	10-14-1	9	24-21-0	6-10-0	D Ames (L 3-2)	346	3:18
* May 12, 2018	EVANSVILLE	W 3-2	3-5-0	2-7-0	9	25-21-0	7-10-0	E Larrison (W 2-6)	367	2:31
* May 13, 2018	EVANSVILLE	W 14-9	14-14-3	9-12-1	9	26-21-0	8-10-0	T Grauer (W 2-0)	278	3:31
May 15, 2018	at Mizzou	7-8 L	7-10-1	8-12-1	9	26-22-0	8-10-0	T Whitbread (L 2-3)	696	3:37
* May 17, 2018	at Valparaiso	W 6-3	6-10-2	3-5-1	9	27-22-0	9-10-0	T Polley (W 7-2)	121	2:38
* May 18, 2018	at Valparaiso	W 16-0	16-15-0	0-4-0	7	28-22-0	10-10-0	T Weaver (W 3-4)	109	2:19
* May 19, 2018	at Valparaiso	W 8-2	8-13-0	2-2-0	9	29-22-0	11-10-0	W Rivers (W 4-0)	315	2:04

* = Conference () extra inning game * Missouri Valley Conference game

2018 RECORD WHEN...

Win-loss summary:

Overall	29-22
Conference	11-10
Non-Conference	18-12
Home games	9-9
Away games	19-12
Neutral site	1-1
Day games	26-16
Night games	3-6
vs Left starter	6-10
vs Right starter	23-12
1-Run games	4-10
2-Run games	6-3
5+Run games	13-2
Extra innings	1-3
Shutouts	3-0
Scoring 0-2 runs	2-5
... 3-5 runs	7-9
... 6-9 runs	10-7
... 10+ runs	10-1
Opponent 0-2 runs	12-0
... 3-5 runs	14-9
... 6-9 runs	3-9
... 10+ runs	0-4
Scored in 1st inning	11-4
Opp. scored in 1st	4-4
Scores first	21-10
Opp. scores first	8-12
After 6 leading	23-4
... trailing	4-14
... tied	2-4
After 7 leading	23-4
... trailing	4-15
... tied	1-3
After 8 leading	24-1
... trailing	3-16
... tied	1-5
Hit 0 home runs	14-12
... 1 home run	8-4
... 2+ home runs	7-6
Opponent 0 home runs	19-8
... 1 home run	8-8
... 2+ HRs	2-6
Made 0 errors	9-11
... 1 error	9-7
... 2+ errors	11-4
Opp. made 0 errors	9-7
... 1 error	10-10
... 2+ errors	10-5
Out-hit opponent	22-4
Out-hit by opponent	5-18
Hits are tied	2-0



MULTIPLE HIT GAMES

Player	2	3	4	5+	Tot
Jarrold Watkins	13	6	-	-	19
Clay Dungan	8	4	1	2	15
Cj Huntley	10	4	1	-	15
Dane Giesler	13	2	-	-	15
Jake Means	10	2	-	-	12
Romero Harris	8	1	1	-	10
Luke Fegen	6	1	2	-	9
Max Wright	8	-	-	-	8
Roberto Enriquez	4	2	-	-	6
Chris Ayers	3	1	-	-	4
Hayden Jacob	3	1	-	-	4
Dane Tofteland	3	-	-	-	3
Bailey Partlow	1	-	-	-	1
Brandt Nowaskie	1	-	-	-	1
TEAM	91	24	5	2	122

HIT STREAKS

Player	Longest	Current
Romero Harris	15	15
Jarrold Watkins	14	4
Cj Huntley	10	3
Dane Giesler	8	1
Max Wright	8	-
Clay Dungan	7	3
Jake Means	7	3
Dane Tofteland	7	-
Luke Fegen	7	-
Chris Ayers	5	-
Hayden Jacob	5	2
Roberto Enriquez	4	-
Brandt Nowaskie	2	-
Hunter Lewis	2	-
Jordan Schaffer	1	-
Bailey Partlow	1	-

INDIVIDUAL GAME HIGHS

BATTING		
At bats:	6	(8 times)
Runs scored:	4	Jarrold Watkins at MTSU (Feb 24, 2018)
	4	Clay Dungan vs Dallas Baptist (Apr 21, 2018)
	4	Clay Dungan at Valparaiso (May 18, 2018)
Hits:	5	Clay Dungan at Austin Peay (Mar 04, 2018)
	5	Clay Dungan at Butler (May 01, 2018)
RBIs:	6	Dane Tofteland at Lipscomb (Feb 23, 2018)
Doubles:	3	Jarrold Watkins at The Citadel (Mar 18, 2018)
Triples:	1	(11 times)
Home runs:	2	(5 times)
Total bases:	8	(5 times)
Walks:	3	(5 times)
Strikeouts:	4	Dane Giesler at Bradley (Apr 08, 2018)
Sac hits:	1	(29 times)
Sac flies:	2	Jarrold Watkins at Valparaiso (May 18, 2018)
Stolen bases:	2	(6 times)
Hit by pitch:	2	(7 times)
Caught stealing:	1	(15 times)
Runners LOB:	6	Jake Means at Louisville (Apr 29, 2018)
	6	Max Wright at Valparaiso (May 18, 2018)

MULTIPLE RBI GAMES

Player	2	3	4	5+	Total
Romero Harris	4	6	1	-	11
Dane Giesler	5	4	1	-	10
Clay Dungan	6	3	-	-	9
Luke Fegen	5	2	1	-	8
Jake Means	6	1	1	-	8
Cj Huntley	6	-	1	-	7
Max Wright	5	1	-	-	6
Roberto Enriquez	3	1	1	-	5
Jarrold Watkins	2	1	-	-	3
Chris Ayers	1	1	-	-	2
Dane Tofteland	-	1	-	1	2
Hayden Jacob	1	-	-	-	1
Hunter Lewis	-	1	-	-	1
Jordan Schaffer	1	-	-	-	1
TEAM	45	22	6	1	74

REACHED BASE STREAKS

Player	Longest	Current
Romero Harris	27	27
Jarrold Watkins	22	9
Jake Means	17	5
Luke Fegen	14	-
Dane Giesler	14	9
Roberto Enriquez	13	-
Max Wright	13	4
Cj Huntley	10	3
Clay Dungan	8	6
Dane Tofteland	7	5
Chris Ayers	7	-
Hayden Jacob	5	2
Brandt Nowaskie	4	-
Bailey Partlow	3	-
Hunter Lewis	2	-
Jordan Schaffer	1	-

FIELDING		
Putouts:	16	Dane Giesler at UNLV (Feb 16, 2018)
	16	Dane Giesler at Belmont (Feb 25, 2018)
Assists:	8	Jarrold Watkins at UNLV (Feb 16, 2018)
	8	Clay Dungan at Belmont (Feb 25, 2018)
Errors:	3	Jarrold Watkins at Austin Peay (Mar 02, 2018)
Passed balls:	1	(9 times)

PITCHING		
Innings pitched:	9.0	Tyler Ward vs Missouri State (Mar 30, 2018)
	9.0	Tyler Ward vs Dallas Baptist (Apr 20, 2018)
Runs allowed:	9	Tristan Weaver at Austin Peay (Mar 02, 2018)
Earned runs:	9	Tristan Weaver at Austin Peay (Mar 02, 2018)
Walks allowed:	6	Tristan Weaver at Lipscomb (Feb 23, 2018)
	6	Triston Polley at Austin Peay (Mar 03, 2018)
Strikeouts:	10	Tyler Ward vs Missouri State (Mar 30, 2018)
Hits allowed:	12	Tyler Ward vs Western Illinois (Mar 10, 2018)
	12	Triston Polley vs Dallas Baptist (Apr 21, 2018)
Doubles allowed:	4	Tyler Ward at Vanderbilt (Feb 28, 2018)
	4	Ethan Larrison vs Dallas Baptist (Apr 21, 2018)
Triples allowed:	1	(6 times)
Homers allowed:	2	(4 times)
Wild pitches:	3	Tyler Ward at The Citadel (Mar 16, 2018)
	3	Weston Rivers at Louisville (Apr 29, 2018)
Hit batters:	2	(5 times)

TEAM GAME HIGHS

BATTING		
At bats:	42	at Austin Peay (Mar 04, 2018)
	42	at Butler (May 01, 2018)
Runs scored:	21	at Middle Tennessee (Feb 24, 2018)
Hits:	17	at Middle Tennessee (Feb 24, 2018)
	17	at Butler (May 01, 2018)
RBIs:	20	at Middle Tennessee (Feb 24, 2018)
Doubles:	6	at Austin Peay (Mar 02, 2018)
Triples:	2	at Bradley (Apr 06, 2018)
	2	at Southern Illinois (May 06, 2018)
Home runs:	4	at Middle Tennessee (Feb 24, 2018)
Total bases:	30	at Middle Tennessee (Feb 24, 2018)
	30	at Austin Peay (Mar 04, 2018)
Walks:	14	at Lipscomb (Feb 23, 2018)
	14	at Middle Tennessee (Feb 24, 2018)
Strikeouts:	12	vs Loyola Marymount (Feb 17, 2018 at Las Vegas, Nev.)
	12	vs Missouri State (Mar 30, 2018)
	12	vs Purdue (Apr 17, 2018)
Sac hits:	2	(5 times)
Sac flies:	2	(6 times)
Stolen bases:	5	vs Evansville (May 12, 2018)
Hit by pitch:	7	at Valparaiso (May 18, 2018)
Caught stealing:	2	at Ball State (Apr 25, 2018)
	2	at Louisville (Apr 27, 2018)
Runners LOB:	15	at Lipscomb (Feb 23, 2018)
Hit into DP:	2	(11 times)

FIELDING		
Putouts:	33	vs Missouri State (Mar 30, 2018)
Assists:	18	at Belmont (Feb 25, 2018)
	18	at Mizzou (May 15, 2018)
Errors:	5	at Austin Peay (Mar 02, 2018)
Passed balls:	1	(9 times)
DPs turned:	4	at Mizzou (May 15, 2018)

PITCHING		
Innings pitched:	11.0	vs Missouri State (Mar 30, 2018)
Runs allowed:	15	at Austin Peay (Mar 02, 2018)
Earned runs:	12	vs Dallas Baptist (Apr 21, 2018)
Walks allowed:	10	at Austin Peay (Mar 03, 2018)
Strikeouts:	16	at Eastern Illinois (Mar 20, 2018)
Hits allowed:	17	vs Dallas Baptist (Apr 21, 2018)
Doubles allowed:	6	vs Dallas Baptist (Apr 21, 2018)
Triples allowed:	1	(6 times)
Homers allowed:	4	vs Oregon (Feb 18, 2018 at Las Vegas, Nev.)
	4	vs Evansville (May 11, 2018)
Wild pitches:	3	(4 times)
Hit batters:	3	at Austin Peay (Mar 02, 2018)

SCORE BY INNINGS

	1	2	3	4	5	6	7	8	9	Ex	Total
Indiana State	30	46	43	42	28	35	27	33	46	4	334
Opponents	14	21	23	31	26	35	29	34	22	5	240

WHEN THE SYCAMORES SCORE

Runs	0	1	2	3	4	5	6	7	8	9	10+
W-L	0-0	0-2	2-3	2-4	2-3	3-2	4-3	2-3	3-1	1-0	10-1

WHEN OPPONENT SCORES

Runs	0	1	2	3	4	5	6	7	8	9	10+
W-L	3-0	2-0	7-0	7-3	6-1	1-5	1-2	0-2	1-5	1-0	0-4

WHEN LEADING AFTER

Inn.	1	2	3	4	5	6	7	8
W-L	11-4	20-5	20-7	21-7	22-7	23-4	23-4	24-1

WHEN TRAILING AFTER

Inn.	1	2	3	4	5	6	7	8
W-L	3-3	4-5	6-6	6-9	4-11	4-14	4-15	3-16

WHEN TIED AFTER

Inn.	1	2	3	4	5	6	7	8
W-L	15-15	5-12	3-9	2-6	3-4	2-4	1-3	1-5

DIBaseball.com

Rk	School	Record	Prev.
1	Florida	41-15	1
2	Oregon State	42-9-1	2
3	Stanford	43-8	3
4	Ole Miss	42-14	5
5	North Carolina	37-17	7
6	Clemson	43-13	8
7	Georgia	37-17	16
8	Arkansas	37-17	6
9	Florida State	39-17	11
10	NC State	40-14	4
11	Minnesota	37-13	12
12	Texas	37-18	17
13	Stetson	41-11	13
14	Southern Miss	39-15	14
15	Texas Tech	38-15	15
16	East Carolina	39-15	9
17	Duke	39-14	10
18	UCLA	35-17	18
19	Tennessee Tech	46-7	20
20	Coastal Carolina	38-17	21
21	Houston	33-21	22
22	Connecticut	32-18-1	23
23	South Carolina	32-22	25
24	Auburn	37-19	NR
25	Vanderbilt	31-24	NR

NCBWA

Rk	School	Record	Prev.
1	Stanford	37-6	1
2	Florida	38-11	2
3	Oregon State	35-7-1	3
4	North Carolina	32-13	5
5	N.C. State	34-12	10
6	Arkansas	33-15	4
7	Clemson	35-12	8
8	Ole Miss	36-13	7
9	Southern Miss	35-12	11
10	Texas Tech	35-14	9
T-11	Duke	35-11	13
13	East Carolina	33-12	14
14	Florida State	32-15	15
15	Georgia	33-14	21
16	Minnesota	31-12	22
17	Texas	33-18	20
18	Kentucky	30-17	11
T-19	Auburn	34-14	27
T-19	Tennessee Tech	40-6	23
21	Coastal Carolina	32-16	16
22	Connecticut	27-14-1	25
23	Stetson	37-11	30
24	Texas A&M	34-14	18
25	Oklahoma State	28-17-1	19

BASEBALL AMERICA

Rk	School	Record	Prev.
1	Florida	34-8	1
2	North Carolina State	31-8	2
3	Stanford	30-5	3
4	Texas Tech	32-9	5
5	Mississippi	32-9	7
6	Oregon State	29-6	10
7	East Carolina	30-9	11
8	Arkansas	28-13	4
9	UCLA	25-10	15
10	North Carolina	27-13	19
11	Vanderbilt	24-16	6
12	Duke	31-10	8
13	Kentucky	26-14	9
14	Clemson	29-11	14
15	Southern Mississippi	28-11	13
16	Coastal Carolina	28-14	16
17	Florida State	29-12	17
18	Indiana	29-8	12
19	Texas	28-15	20
20	South Florida	26-14	NR
21	Tennessee Tech	34-5	NR
22	Oklahoma	27-15	21
23	Minnesota	25-11	NR
24	Georgia	27-13	24
25	Jacksonville	28-13	NR

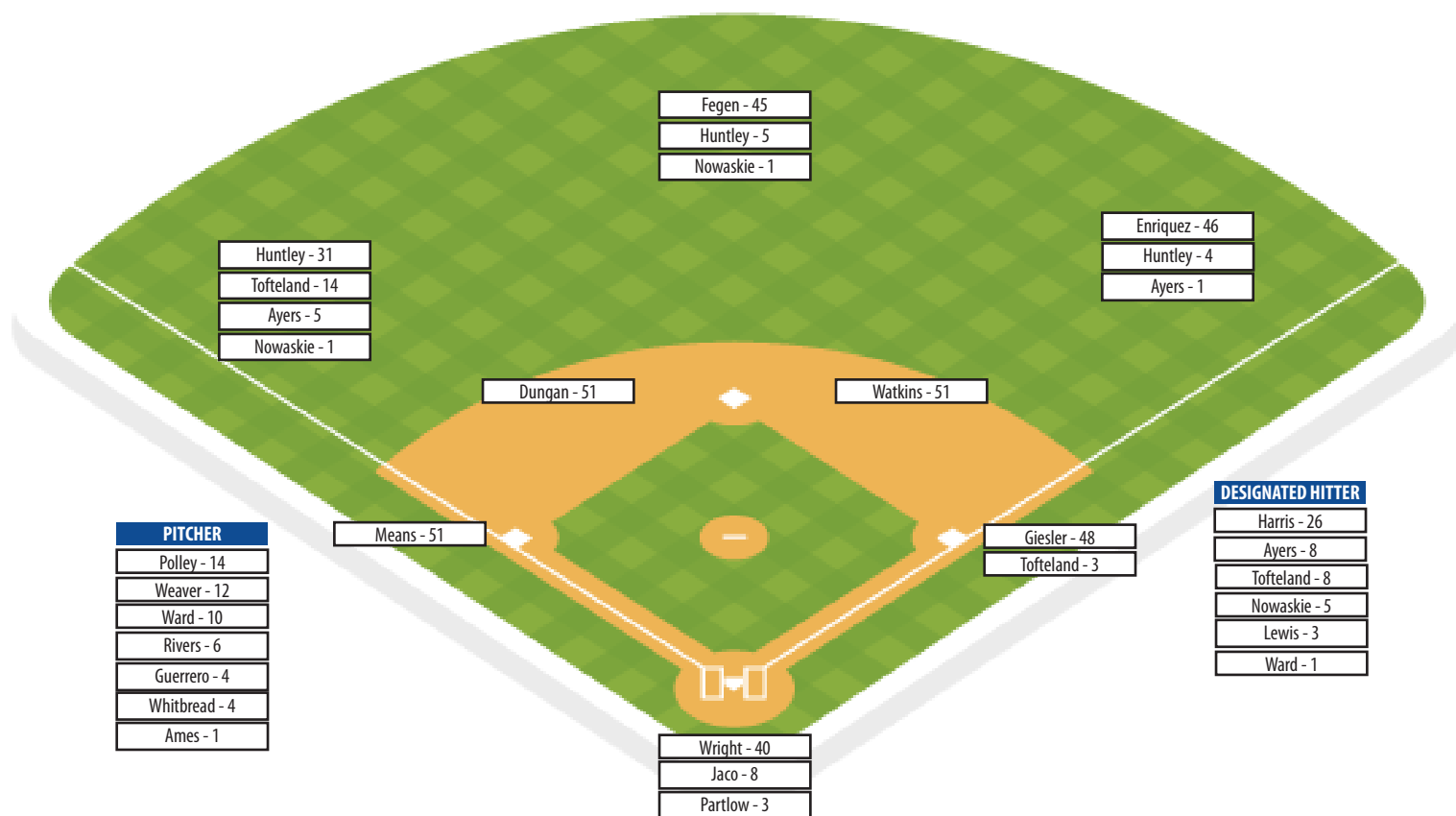
USA TODAY COACHES POLL

Rk	School	Record	Prev.
1	Florida	34-8	1
2	Stanford	30-5	2
3	NC State	31-8	4
4	Texas Tech	32-9	5
5	Oregon State	29-6	6
6	Ole Miss	32-9	7
7	Arkansas	28-13	3
8	East Carolina	30-9	11
9	UCLA	25-10	13
10	Clemson	29-11	15
11	Duke	31-10	8
12	North Carolina	27-13	17
13	Southern Mississippi	28-11	16
14	Florida State	29-12	18
15	Kentucky	26-14	9
16	Indiana	29-8	10
17	Vanderbilt	24-16	12
18	Texas A&M	29-11	14
19	Coastal Carolina	28-14	22
20	Georgia	27-13	24
21	Texas	28-15	19
22	Auburn	29-12	25
23	Oklahoma	27-15	23
24	Connecticut	22-12-1	NR
25	Tennessee Tech	34-5	NR

STARTERS SUMMARY

Player	GS	Position											Batting Order								
		P	C	1B	2B	3B	SS	LF	CF	RF	OF	DH	1st	2nd	3rd	4th	5th	6th	7th	8th	9th
Jarrold Watkins	51	.	.	.	51	20	8	3	1	15	4	.	.	.
Clay Dungan	51	51	29	.	13	3	3	.	2	.	1
Jake Means	51	51	2	.	5	4	13	5	5	17
Dane Giesler	48	.	.	48	2	29	12	4	.	1	.	.
Roberto Enriquez	45	45	14	7	20	2	2
Luke Fegen	45	45	14	.	.	1	5	2	18	5
Cj Huntley	41	31	5	5	.	.	.	21	3	4	1	5	6	1	.
Max Wright	40	.	40	1	.	3	19	17
Romero Harris	26	26	.	.	.	11	4	8	3	.	.
Dane Tofteland	25	.	.	3	.	.	.	14	.	.	.	8	1	4	2	8	.	4	3	3	.
Triston Polley	14	14
Chris Ayers	14	5	.	1	.	8	.	.	1	7	3	1	1	1	.
Tristan Weaver	12	12
Tyler Ward	10	9	1	1	.
Hayden Jaco	8	.	8	1	2	1	1	3
Brandt Nowaskie	7	1	1	.	.	5	1	3	.	.	3
Weston Rivers	7	7
Jeremy Guerrero	4	4
Tyler Whitbread	4	4
Hunter Lewis	3	3	2	1	.	.	.
Bailey Partlow	3	.	3	3
Donnie Ames	1	1

STARTERS BY POSITION



2018 SYCAMORE LEADERS



2018 Sycamore Baseball
Batting Leaders for Indiana State (as of May 19, 2018)
(All games)



Hitting minimums - 1 Games 5 AB 0.3 AB/Game 10 TPA 0.3 TPA/Game
 Pitching minimums - 1 Games 1 IP 2 Decisions 0.3 IP/Game

Batting avg

1. 25 Romero Harris	.339
2. 13 Hayden Jaco	.333
3. 2 Jarrod Watkins	.314
4. 21 Cj Huntley	.305
5. 24 Dane Giesler	.298

Slugging pct

1. 25 Romero Harris	.651
2. 24 Dane Giesler	.584
3. 34 Chris Ayers	.481
4. 5 Jake Means	.475
5. 21 Cj Huntley	.443

On base pct

1. 24 Dane Giesler	.427
2. 3 Luke Fegen	.404
3. 25 Romero Harris	.402
4. 16 Brandt Nowaskie	.400
5. 17 Roberto Enriquez	.399

Runs scored

1. 24 Dane Giesler	39
2. 6 Clay Dungan	38
3. 21 Cj Huntley	36
4. 5 Jake Means	34
5. 2 tied at.....	32

Hits

1. 2 Jarrod Watkins	65
2. 6 Clay Dungan	60
3. 24 Dane Giesler	53
21 Cj Huntley	53
5. 5 Jake Means	48

Runs batted in

1. 24 Dane Giesler	43
2. 25 Romero Harris	37
3. 4 tied at....	30

Doubles

1. 2 Jarrod Watkins	12
6 Clay Dungan	12
3. 21 Cj Huntley	11
4. 25 Romero Harris	8
5. 3 tied at.....	7

Triples

1. 2 Jarrod Watkins	2
21 Cj Huntley	2
3. 7 tied at.....	1

Home runs

1. 24 Dane Giesler	14
2. 5 Jake Means	10
3. 25 Romero Harris	8
4. 34 Chris Ayers	3
21 Cj Huntley	3

Total bases

1. 24 Dane Giesler	104
2. 5 Jake Means	87
3. 2 Jarrod Watkins	81
4. 21 Cj Huntley	77
5. 6 Clay Dungan	75

Walks

1. 24 Dane Giesler	35
2. 2 Jarrod Watkins	26
3. 3 Luke Fegen	24
4. 6 Clay Dungan	19
17 Roberto Enriquez	19

Hit by pitch

1. 17 Roberto Enriquez	25
2. 5 Jake Means	13
3. 3 Luke Fegen	10
4. 24 Dane Giesler	9
5. 2 tied at.....	8

Sac bunts

1. 2 Jarrod Watkins	5
3 Luke Fegen	5
3. 12 Max Wright	4
4. 17 Roberto Enriquez	3
6 Clay Dungan	3

Sac flies

1. 24 Dane Giesler	5
2. 25 Romero Harris	4
3. 2 Jarrod Watkins	3
4. 6 tied at.....	2

Stolen bases

1. 6 Clay Dungan	12
2. 2 Jarrod Watkins	7
3. 3 Luke Fegen	6
4. 23 Dane Tofteland	5
24 Dane Giesler	5

Caught stealing

1. 3 Luke Fegen	4
2. 6 Clay Dungan	3
3. 5 Jake Means	2
12 Max Wright	2
5. 4 tied at.....	1

Steal attempts

1. 6 Clay Dungan	15
2. 3 Luke Fegen	10
3. 2 Jarrod Watkins	8
4. 3 tied at....	6

Stolen base pct

1. 17 Roberto Enriquez	1.000
16 Brandt Nowaskie	1.000
3. 2 Jarrod Watkins	.875
4. 24 Dane Giesler	.833
23 Dane Tofteland	.833

Strikeouts

1. 24 Dane Giesler	46
2. 5 Jake Means	42
3. 12 Max Wright	41
4. 6 Clay Dungan	32
5. 21 Cj Huntley	26

Grounded into DP

1. 3 Luke Fegen	5
2. 25 Romero Harris	4
17 Roberto Enriquez	4
4. 2 Jarrod Watkins	3
6 Clay Dungan	3

Total plate appearances

1. 6 Clay Dungan	245
2. 2 Jarrod Watkins	244
3. 24 Dane Giesler	228
4. 5 Jake Means	215
5. 2 tied at....	203

At bats

1. 6 Clay Dungan	215
2. 2 Jarrod Watkins	207
3. 5 Jake Means	183
4. 24 Dane Giesler	178
5. 21 Cj Huntley	174

Games played

1. 3 Luke Fegen	51
2 Jarrod Watkins	51
5 Jake Means	51
6 Clay Dungan	51
5. 2 tied at.....	49

Game starts

1. 2 Jarrod Watkins	51
6 Clay Dungan	51
5 Jake Means	51
4. 24 Dane Giesler	48
5. 2 tied at.....	45

Games as sub

1. 1 Jordan Schaffer	11
2. 13 Hayden Jaco	10
3. 16 Brandt Nowaskie	9
20 Hunter Lewis	9
5. 2 tied at....	7



2018 SYCAMORE LEADERS

**2018 Sycamore Baseball
Pitching Leaders for Indiana State (as of May 19, 2018)
(All games)**


Hitting minimums - 1 Games 5 AB 0.3 AB/Game 10 TPA 0.3 TPA/Game
Pitching minimums - 1 Games 1 IP 2 Decisions 0.3 IP/Game

Earned run avg		Opposing bat avg		Won-loss pct	
1. 19 Weston Rivers	2.15	1. 19 Weston Rivers	.189	1. 19 Weston Rivers	1.000
2. 38 Ethan Larrison	3.31	2. 38 Ethan Larrison	.218	37 Tyler Grauer	1.000
3. 28 Triston Polley	3.46	3. 28 Triston Polley	.233	3. 28 Triston Polley	.778
4. 9 Tyler Ward	3.66	4. 9 Tyler Ward	.252	4. 9 Tyler Ward	.667
5. 37 Tyler Grauer	3.74	5. 7 Tristan Weaver	.255	5. 40 Donnie Ames	.600
Wins		Losses		Saves	
1. 28 Triston Polley	7	1. 38 Ethan Larrison	6	1. 38 Ethan Larrison	9
2. 9 Tyler Ward	6	2. 7 Tristan Weaver	4	2. 37 Tyler Grauer	3
3. 19 Weston Rivers	4	3. 9 Tyler Ward	3	3. 40 Donnie Ames	1
4. 40 Donnie Ames	3	26 Tyler Whitbread	3		
7 Tristan Weaver	3	5. 3 tied at....	2		
Innings pitched		Batters struck out		Appearances	
1. 28 Triston Polley	88.1	1. 9 Tyler Ward	55	1. 38 Ethan Larrison	23
2. 9 Tyler Ward	64.0	2. 28 Triston Polley	54	2. 40 Donnie Ames	19
3. 7 Tristan Weaver	59.1	3. 38 Ethan Larrison	46	3. 37 Tyler Grauer	18
4. 38 Ethan Larrison	51.2	4. 7 Tristan Weaver	36	4. 26 Tyler Whitbread	17
5. 19 Weston Rivers	37.2	5. 26 Tyler Whitbread	33	5. 2 tied at.....	14
Games started		Games finished		Games in relief	
1. 28 Triston Polley	14	1. 38 Ethan Larrison	18	1. 38 Ethan Larrison	23
2. 7 Tristan Weaver	12	2. 37 Tyler Grauer	9	2. 40 Donnie Ames	18
3. 9 Tyler Ward	9	3. 26 Tyler Whitbread	6	37 Tyler Grauer	18
4. 19 Weston Rivers	7	4. 40 Donnie Ames	5	4. 26 Tyler Whitbread	13
5. 2 tied at.....	4	30 Jeremy Guerrero	5	5. 35 Jake Ridgway	12
Wild pitches		Balks		Hit batters	
1. 28 Triston Polley	9	1. 6 tied at.....	1	1. 7 Tristan Weaver	8
2. 7 Tristan Weaver	7			2. 9 Tyler Ward	7
38 Ethan Larrison	7			3. 28 Triston Polley	6
4. 9 Tyler Ward	6			4. 22 Dalton Laney	5
19 Weston Rivers	6			5. 40 Donnie Ames	4
Intentional BB allowed		Runners picked off		Batters SO out looking	
1. 38 Ethan Larrison	4	1. 28 Triston Polley	4	1. 9 Tyler Ward	18
2. 35 Jake Ridgway	1	2. 7 Tristan Weaver	3	2. 38 Ethan Larrison	14
		3. 19 Weston Rivers	2	3. 26 Tyler Whitbread	10
		26 Tyler Whitbread	2	40 Donnie Ames	10
		5. 3 tied at....	1	28 Triston Polley	10
Sac bunts allowed		Sac flies allowed		Hits allowed	
1. 28 Triston Polley	7	1. 7 Tristan Weaver	3	1. 37 Tyler Grauer	22
2. 26 Tyler Whitbread	4	28 Triston Polley	3	2. 19 Weston Rivers	25
3. 38 Ethan Larrison	3	38 Ethan Larrison	3	3. 26 Tyler Whitbread	33
7 Tristan Weaver	3	4. 3 tied at.....	2	4. 38 Ethan Larrison	42
5. 6 tied at.....	2			5. 40 Donnie Ames	49
Runs allowed		Earned runs allowed		Walks allowed	
1. 37 Tyler Grauer	9	1. 19 Weston Rivers	9	1. 37 Tyler Grauer	7
2. 19 Weston Rivers	14	37 Tyler Grauer	9	2. 40 Donnie Ames	10
3. 26 Tyler Whitbread	20	3. 38 Ethan Larrison	19	3. 19 Weston Rivers	11
4. 38 Ethan Larrison	21	26 Tyler Whitbread	19	4. 9 Tyler Ward	13
5. 9 Tyler Ward	27	5. 40 Donnie Ames	24	5. 26 Tyler Whitbread	18
Doubles allowed		Triples allowed		Home runs allowed	
1. 37 Tyler Grauer	1	1. 38 Ethan Larrison	0	1. 9 Tyler Ward	1
2. 19 Weston Rivers	4	19 Weston Rivers	0	2. 19 Weston Rivers	2
3. 26 Tyler Whitbread	9	40 Donnie Ames	0	26 Tyler Whitbread	2
4. 7 Tristan Weaver	10	7 Tristan Weaver	0	37 Tyler Grauer	2
40 Donnie Ames	10	5. 26 Tyler Whitbread	1	5. 38 Ethan Larrison	3



2018 SYCAMORE LEADERS



2018 Sycamore Baseball
Fielding Leaders for Indiana State (as of May 19, 2018)
(All games)



Hitting minimums - 1 Games
 Pitching minimums - 1 Games 1 IP 2 Decisions 0.3 IP/Game

Fielding pct

1. 3 Luke Fegen	1.000
4 Bailey Partlow	1.000
34 Chris Ayers	1.000
9 Tyler Ward	1.000
16 Brandt Nowaskie	1.000

Chances

1. 24 Dane Giesler	484
2. 12 Max Wright	280
3. 2 Jarrod Watkins	251
4. 6 Clay Dungan	227
5. 5 Jake Means	149

Putouts

1. 24 Dane Giesler	447
2. 12 Max Wright	247
3. 3 Luke Fegen	137
4. 2 Jarrod Watkins	94
5. 21 Cj Huntley	90

Assists

1. 2 Jarrod Watkins	151
2. 6 Clay Dungan	143
3. 5 Jake Means	110
4. 24 Dane Giesler	33
5. 12 Max Wright	31

Errors

1. 6 Clay Dungan	15
2. 5 Jake Means	9
3. 2 Jarrod Watkins	6
4. 24 Dane Giesler	4
5. 37 Tyler Grauer	3

Fielding double plays

1. 2 Jarrod Watkins	38
2. 24 Dane Giesler	35
3. 6 Clay Dungan	26
4. 5 Jake Means	9
5. 12 Max Wright	3

Stolen bases against

1. 12 Max Wright	19
2. 28 Triston Polley	7
3. 13 Hayden Jaco	6
4. 7 Tristan Weaver	4
19 Weston Rivers	4

Caught stealing by

1. 12 Max Wright	11
2. 28 Triston Polley	8
3. 7 Tristan Weaver	4
4. 19 Weston Rivers	3
5. 2 tied at....	2

Steal attempts against

1. 12 Max Wright	30
2. 28 Triston Polley	15
3. 7 Tristan Weaver	8
4. 19 Weston Rivers	7
13 Hayden Jaco	7

Passed balls

1. 12 Max Wright	7
2. 13 Hayden Jaco	2

Catchers interference

1. 13 Hayden Jaco	1
-------------------	---

RADIO/TELEVISION ROSTER



Jordan Shaffer
INF, R/R
RFr., 5-11, 160



Jarrod Watkins
INF, L/R
Jr., 6-0, 165



Luke Fegen
OF, R/R
Jr., 5-11, 175



Bailey Partlow
C, R/R
Jr., 5-9, 195



Jake Means
INF, R/R
Jr., 6-2, 205



Clay Dungan
INF, L/R
Jr., 6-0, 185



Tristan Weaver
LHP, L/L
So., 6-0, 190



Brian Eddy
LHP, R/L
So., 6-4, 170



Tyler Ward
RHP, R/R
Jr., 6-0, 180



Evan Giles
RHP, R/R
Jr., 6-0, 200



Nolan Brimbury
UTIL, L/R
RSo., 5-10, 185



Max Wright
C, L/R
So., 6-3, 210



Hayden Jaco
C, R/R
Jr., 6-0, 200



Brandt Nowaskie
OF, L/R
RSo., 6-1, 200



Roberto Enriquez
OF, L/L
Jr., 6-2, 205



Joe Boyle
INF, R/R
RJr., 5-11, 195



Weston Rivers
LHP, L/L
R-Sr., 6-3, 235



Hunter Lewis
INF, R/R
Jr., 6-0, 190



CJ Huntley
OF, R/R
Jr., 6-3, 220



Dalton Laney
RHP, R/R
RFr., 6-2, 200

RADIO/TELEVISION ROSTER



Dane Tofteland
INF/OF, R/R
RJr., 6-4, 230



Dane Giesler
INF, L/R
RSr., 6-2, 230



Romero Harris
INF, R/R
Jr., 5-10, 205



Tyler Whitbread
RHP, R/R
Jr., 6-1, 175



Triston Polley
LHP, L/L
Jr., 6-2, 205



Nick Barrett
OF, R/R
Fr., 5-10, 175



Jeremy Guerrero
LHP, L/L
So., 5-11, 230



Collin Liberatore
RHP, R/R
RSo., 6-4, 195



Jack Guzek
RHP, R/R
Fr., 6-4, 195



Chris Ayers
OF, L/R
Jr., 6-2, 195



Jake Ridgway
RHP, R/R
Fr., 6-0, 195



Danny Colon
UTIL, R/R
RFr., 5-10, 200



Tyler Grauer
LHP, L/L
So., 6-5, 220



Ethan Larrison
RHP, R/R
Sr., 6-2, 205



Donnie Ames
RHP, R/R
RSo., 6-2, 235



Mitch Hannahs
Head Coach



Brian Smiley
Associate Head Coach



Jordan Tiegs
Assistant Coach/
Pitching Coach



Brad Vanderglas
Volunteer Assistant



Katelyn Zweigle
Athletic Trainer