

WEEK 9 AT INDIANA • GAME 27

2018 SCHEDULE			
Date	Opponent	Location	Time (ET)
Fri., Feb. 16	at UNLV	Las Vegas, Nev.	L, 5-4 (10)
Sat., Feb. 17	vs Loyola Marymount	Las Vegas, Nev.	W, 8-2
Sun., Feb. 18	vs Oregon	Las Vegas, Nev.	L, 8-5
Mon., Feb. 19	at UNLV	Las Vegas, Nev.	W, 4-2
Fri., Feb. 23	at Lipscomb	Nashville, Tenn.	W, 17-3
Sat., Feb. 24	at Middle Tennessee	Murfreesboro, Tenn.	W, 21-4
Sun., Feb. 25	at Belmont	Nashville, Tenn.	W, 7-4 (10)
Wed., Feb. 28	at #12 Vanderbilt	Nashville, Tenn.	L, 8-5
Fri., Mar. 2	at Austin Peay	Clarksville, Tenn.	L, 15-8
Sat., Mar. 3	at Austin Peay	Clarksville, Tenn.	L, 8-7
Sun., Mar. 4	at Austin Peay	Clarksville, Tenn.	W, 11-5
Sat., Mar. 10	vs Western Illinois	Terre Haute, Ind.	W, 5-4
Sun., Mar. 11	vs Western Illinois	Terre Haute, Ind.	W, 2-0
Mon., Mar. 12	vs Western Illinois	Terre Haute, Ind.	Canceled
Fri., Mar. 16	at Citadel	Charleston, S.C.	W, 10-3
Sat., Mar. 17	at Citadel	Charleston, S.C.	W, 7-3
Sun., Mar. 18	at Citadel	Charleston, S.C.	W, 5-2
Tues., Mar. 20	at Eastern Illinois	Charleston, Ill.	W, 10-6
Fri., Mar. 23	vs Xavier	Terre Haute, Ind.	W, 6-4
Fri., Mar. 23	vs Xavier	Terre Haute, Ind.	W, 4-3
Sun., Mar. 25	vs Xavier	Terre Haute, Ind.	Canceled
Wed., Mar. 28	vs #11 Indiana	Terre Haute, Ind.	L, 5-3
Fri., Mar. 30	vs Missouri State *	Terre Haute, Ind.	L, 4-3
Fri., Mar. 30	vs Missouri State *	Terre Haute, Ind.	L, 5-4 (11)
Sat., Mar. 31	vs Missouri State *	Terre Haute, Ind.	W, 6-4
Wed., Apr. 4	vs Eastern Illinois	Terre Haute, Ind.	Canceled
Fri., Apr. 6	at Bradley *	Peoria, Ill.	L, 6-3
Sat., Apr. 7	at Bradley *	Peoria, Ill.	W, 9-3
Sun., Apr. 8	at Bradley *	Peoria, Ill.	L, 7-6
Tues., Apr. 10	at #10 Indiana	Bloomington, Ind.	6:05 PM
Fri., Apr. 13	vs Illinois State *	Terre Haute, Ind.	6:30 PM
Sat., Apr. 14	vs Illinois State *	Terre Haute, Ind.	2 PM
Sun., Apr. 15	vs Illinois State *	Terre Haute, Ind.	1 PM
Tues., Apr. 17	vs Purdue	Terre Haute, Ind.	6 PM
Wed., Apr. 18	at Purdue	West Lafayette, Ind.	6 PM
Fri., Apr. 20	vs Dallas Baptist *	Terre Haute, Ind.	6:30 PM
Sat., Apr. 21	vs Dallas Baptist *	Terre Haute, Ind.	2 PM
Sun., Apr. 22	vs Dallas Baptist *	Terre Haute, Ind.	1 PM
Tues., Apr. 24	at Northern Illinois	DeKalb, Ill.	4 PM
Wed., Apr. 25	at Ball State	Muncie, Ind.	3 PM
Fri., Apr. 27	at Louisville	Louisville, Ky.	6 PM
Sat., Apr. 28	at Louisville	Louisville, Ky.	1 PM
Sun., Apr. 29	at Louisville	Louisville, Ky.	1 PM
Tues., May 1	at Butler	Indianapolis, Ind. (Victory Field)	6 PM
Fri., May 4	at Southern Illinois *	Carbondale, Ill.	7:30 PM
Sat., May 5	at Southern Illinois *	Carbondale, Ill.	5 PM
Sun., May 6	at Southern Illinois *	Carbondale, Ill.	2 PM
Fri., May 11	vs Evansville *	Terre Haute, Ind.	6:30 PM
Sat., May 12	vs Evansville *	Terre Haute, Ind.	2 PM
Sun., May 13	vs Evansville *	Terre Haute, Ind.	1 PM
Tues., May 15	at Missouri	Columbia, Mo.	4 PM
Thur., May 17	at Valparaiso *	Valparaiso, Ind.	3 PM
Fri., May 18	at Valparaiso *	Valparaiso, Ind.	1 PM
Sat., May 19	at Valparaiso *	Valparaiso, Ind.	1 PM
May 23-26	MVC Tournament	Dallas, Texas	TBA

* Denotes Missouri Valley Conference Contest

Home Games in Bold | Neutral Games in Italics | All Times ET



INDIANA STATE		#10 INDIANA	
Record	16-10, 2-4	Record	22-6, 3-2
Conference	Missouri Valley	Conference	BIG 10
Head Coach	Mitch Hannahs (5th Season)	Head Coach	Chris Lemonis (4th Season)
Overall Record	140-101	Overall Record	123-78-2
Record at Indiana State	Same	Record at Indiana	Same

MIDWEEK INFORMATION

Tuesday, April 10

Bloomington, Ind. | Bart Kaufman Field

Video: FloLive | Audio: GoSycamores.com/Watch | Live Stats: GoSycamores.com | Twitter: @IndStBaseball

PROBABLE PITCHING MATCHUPS

TBA	Tuesday	TBA
-----	---------	-----

OUT OF THE BOX

SYCAMORES AT A GLANCE

Jarrod Watkins (.315, 10 2B, 8 RBI) and Dane Giesler (.293, 5 HR, 18 R, 20 BB, 15 RBI) lead the Trees at the plate while Luke Fegen and CJ Huntley are hitting .316 and .286, respectively. As a team, the Sycamores are hitting .270 and have hit for 47 doubles, 8 triples and 24 home runs. The Indiana State pitching staff has struck out 188 batters and holds a combined 4.26 ERA.

LOOKING AT THE HOOSIERS



Indiana enters play 22-6 and is ranked 10th in the nation after taking two of three over the weekend against Purdue. The Hoosiers are hitting .288 on the season led by Ryan Fineman at .344 in 24 starts. The IU pitching staff holds a 2.53 combined ERA.

ALL-TIME VS INDIANA

Indiana leads the all-time series with the Indiana State 61-45-1 after IU defeated the Sycamores, 5-3 March 28 in Terre Haute. The two teams each won on the road during last season's midweek games and have split the last eight meetings.

MOVING UP THE LIST

Sycamore skipper Mitch Hannahs moved into second place in program history Saturday after securing his 140th career victory during a 9-3 win over Bradley, tying former ISU head coach Paul Wolf. Hannahs has a 140-101 overall record in five seasons at the helm of the program.

		
NR	RANK	10
47	RPI	20
.270	BA	.288
180	R	179
247	H	272
47	2B	56
8	3B	5
24	HR	29
160	RBI	161
23-30	SB	33-46
.973	FLD%	.967
100	BB	84
188	SO	219
4.26	ERA	2.53

Rank	Coach	Wins
1	Bob Warn	1,070
2	Mitch Hannahs	140
2	Paul Wolf	140
4	Rick Heller	131
5	Jim Rendel	129

PROBABLE POSITION STARTERS

Pos	No.	Name	B/T	Yr.	Avg.	HR	RBI	Notes
C	12	Max Wright	L/R	So.	.270	1	13	Has started every game behind the plate
1B	24	Dane Giesler	L/R	R-Sr.	.293	5	15	Slugging percentage of .537; Has 20 walks
2B	2	Jarrod Watkins	L/R	Jr.	.315	0	8	-
3B	5	Jake Means	R/R	Jr.	.242	5	15	-
SS	6	Clay Dungan	L/R	Jr.	.243	1	16	Went for a career-high five hits at Austin Peay (3/5)
LF	21	CJ Huntley	R/R	Jr.	.286	2	15	-
CF	3	Luke Fegen	R/R	Jr.	.316	1	14	Leads team in BA; Started 20 of 26 games in CF
RF	17	Roberto Enriquez	L/L	Jr.	.266	1	14	Slugging .354
DH	23	Dane Tofteland	R/R	R-Jr.	.225	2	15	-



OUT OF THE BOX (CONT.)

HE CAN DEAL

Triston Polley has been the most dominant arm in the Sycamore rotation so far this year. In eight starts, the Avon, Indiana product holds a 5-1 record to go along with a 2.61 ERA -- the second-best ERA in the MVC. Polley has pitched 51.2 innings and struck out 34 batters while holding opponents to a .211 average against. On the year, the southpaw has allowed only 15 earned runs and one or fewer earned runs in four starts. In his last outing at Bradley, Polley gave up just four hits and two earned runs in six and two-third innings en route to the win.

SPEED TREES

Indiana State entered last weekend with just 15 stolen bases in 23 games. In three games against Bradley, the Trees were all over the base paths with eight steals on 10 attempts. Catcher Max Wright led the charge with three stolen bags while Clay Dungan finished with two.

STRONG SINCE IU

Jake Means led the Sycamores over the last seven games with a .320 batting average and a .640 slugging percentage. Means, a Gardner, Kansas product, has recorded eight hits, including two home runs. His five home runs this season is tied for tops on the squad.

WEAR IT

Sycamore outfielder Roberto Enriquez has been hit-by-pitch 12 times this season -- to rank 15th in the nation in the category. With his 0.48 hit-by-pitches per game, he ranks fourth in the nation. Fellow Sycamore Romero Harris has been six times. As a team, ISU has been hit 45 times to lead the Missouri Valley.

WORK HORSE

Senior Ethan Larrison has seen action in 12 games this season out of the bullpen, totaling 33 innings. Larrison enters the week with seven saves this season. In total, Larrison holds a 3.00 ERA and 32 strikeouts. His seven saves rank 24th nationally.

GET THE LEAD, AND KEEP IT

Indiana State holds a 14-0 record when leading after eight innings this season thanks in part to the arm of closer Ethan Larrison who leads the team with seven saves. Also, filling in middle relief, Larrison has 33 innings on the season, striking out 32 batters in that time while holding opponents to a .216 average against. Fellow bullpen arms Donnie Ames and Tyler Grauer account for a save each. The Sycamores hold a 12-1 record when leading after six and a 12-3 record when leading after seven innings.

STRONG WEEK

Sycamore outfielder CJ Huntley finished with a .273 average and a team high four RBIs in three starts at Bradley. He drove in all four of those runs in a 9-3 victory over the Braves

2018 MVC STANDINGS

Team	MVC			OVERALL		
Missouri State	5	1	0	22	7	0
Bradley	4	2	0	17	8	0
Southern Illinois	4	2	0	17	14	0
Dallas Baptist	2	1	0	19	10	0
Indiana State	2	4	0	16	10	0
Illinois State	2	4	0	11	15	0
Valparaiso	2	4	0	9	18	0
Evansville	0	3	0	6	19	0

Saturday. Huntley tallied a pair of extra-base hits, including his first triple of the season for a .545 slugging percentage. The Kalamazoo, Michigan product was also perfect in the field as he made 11 putouts.

Southpaw Triston Polley continued his winning ways over the weekend at Bradley, picking up a Saturday victory to improve to 5-1 on the season. Polley went six and two-third innings allowing just two earned runs on four base hits. He held opponents to a .174 average against and retired four Braves via strikeouts.

FAST STARTS

Indiana State has been dominant to open games this season, outscoring the opposition 19-7. The Sycamores have outscored opponents in all but two innings this season including a 31-11 advantage in the ninth.

IRON MAN

Sophomore catcher Max Wright has been everything the Sycamores have asked this season, starting in all 26 games behind the plate, including the backend of two doubleheaders. Wright has played his role well in the batter's box with 24 hits this year for a .270 average. More than the average though has been his ability to cash in when there are runners on base. The Toronto, Ontario native has driven in 13 runs and has recorded the second-most multi-RBI games on the team with five. Wright's ability to control the run game has limited the oppositions opportunities on the base paths as well as he has thrown out six of the 13 runners trying to swipe a base.

PRESEASON ALL-MVC

Redshirt senior Dane Giesler was tabbed Preseason All-MVC following a breakout season a year ago. The Jasper, Indiana native led the way for the Trees in several offensive categories. He finished with a team high 17 home runs which was fourth-best in the conference and second all-time in school history for single-season homers. Giesler was also fifth in the league with a .593 slugging percentage and seventh in RBIs with 49.

SYCAMORES PICKED THIRD IN PRESEASON POLL

Indiana State was picked to finish third in the Missouri

UNIFORM COMBOS

Jersey	Pants	Hat	Record
Blue	Gray	Blue	5-1
Blue	White	Blue	2-2
Black	Gray	Tri-Color	2-1
Black	White	Tri-Color	1-1
Baby Blue	White	Baby Blue	1-0
Gray	Gray	Blue	2-2
White	White	Blue	3-2

SINGLE SEASON HOME RUNS

RANK	PLAYER	YEAR	TOTAL
1.	Boi Rodriguez	1985	20
T2.	Dan Frye	1992	17
T2.	Jason Frome	2001	17
T2.	Dane Giesler	2017	17
T5.	Boi Rodriguez	1986	16
T5.	Andy Ghelfi	1985	16
T5.	Tony Collins	1984	16
6.	Tyler Thompson	1998	15

Valley Conference Preseason Poll. Dallas Baptist tallied 63 points and were named the favorites over second-place pick Missouri State (57). The Sycamores collected 42 votes overall followed by Southern Illinois (35), Illinois State (31), Bradley (30), Evansville (18) and MVC newcomer Valparaiso (12).

BROADCAST INFORMATION

In 2015, ESPN and the Missouri Valley Conference announced a 10-year extension to their current media rights agreement that will provide increased coverage of conference events across ESPN platforms through the 2023-24 academic year. Fans can keep tabs on the Sycamores through The Valley on ESPN3. As part of the deal, ESPN, the MVC and its 10 member institutions will work jointly to develop in-house production capabilities at each campus that will provide significant coverage for multiple sports on ESPN3.

FOLLOW THE ACTION

For the latest information on Sycamore baseball, follow @IndStBaseball on Twitter and Instagram or go to GoSycamores.com.

INTERVIEWS AND CREDENTIALS

Please arrange all credential requests and interviews of student-athletes and coaches through Indiana State Media Relations baseball contact Tim McCaughan. He can be reached by phone at (618) 841-2139 (C), or via e-mail at timothy.mccaughan@indstate.edu.



MISSOURI VALLEY CONFERENCE NOTES

STREAKING AT HAMMONS

With three straight wins over Evansville to start their current seven-game home stand, the Bears ran their 2018 home mark to 11-2 and extended their current Hammons Field win streak to 10 consecutive victories since March 11. That streak represents the sixth different home win streak of at least six games since the start of the 2015 season, as well as the Bears' third-longest home streak since moving to Hammons Field in 2004. The longest such streak is 16 straight victories from April 18, 2015 through March 6, 2016.

Current Home Win Streaks (NCAA)

- 12 Arkansas
- 11 Michigan
- 10 Missouri State

FIVE IN RPI'S TOP-75

Five league teams continue to rank in the top-75 of the RPI, led by Missouri State (No. 41), Indiana State (No. 47), DBU (No. 58), Bradley (No. 66) and Illinois State (No. 71).

Another two teams, Southern Illinois (No. 135) and Valparaiso (No. 155), also rank in the RPI's top-175.

VALLEY RPI RANKS NO. 7

According to the latest RPI update from WarrenNolan.com (April 9), the Missouri Valley Conference ranks No. 7 amongst 31 leagues, moving up one position from last week. Four of the Power-Five conferences (SEC, Big 12, ACC and Pac-12) hold four of the top five positions, while the American sits fifth and Sun Belt seventh.

WINS OVER POWER FIVE

Entering this week's action, the MVC has earned 11 wins over members of Power Five conferences. The Valley sits 3-2 vs. the Pac-12, 5-5 vs. the Big 12, 2-8 vs. the Big Ten, 1-3 against the ACC and 0-5 vs. the SEC.

Six of the eight MVC teams have earned wins against the Power Five. Bradley, Southern Illinois and Valparaiso each have one Power Five win, while Missouri State has two and DBU and Illinois State three.

This week's schedule features 11 games against Power Five teams. Missouri State will host #9 Oregon State for a three-game series, while Valpo will travel to Michigan State for three games. Tuesday's schedule features: Illinois State at Illinois, Missouri at Missouri State, Iowa at Bradley, Indiana State at #10 Indiana and #6 Texas Tech at DBU.

HANNAH HIT STREAK

DBU's Jameson Hannah extended his career-high hit streak to 30 games on Sunday at Illinois State. Hannah has also reached base safely in 41 consecutive games dating back to May 16, 2017. In Saturday's comeback win in extra innings over Illinois State, Hannah's RBI single in the 10th inning proved to be the game-winning RBI and marked the 200th hit of his career.

ANOTHER HIT STREAK...

After recording a hit in all three of the team's games against DBU, Illinois State's John Rave has increased his hitting streak to 17 games on the season. That is the second-longest by a Redbird batter since 2004, as current St. Louis Cardinal shortstop Paul DeJong had an 18-game hit streak during the 2014 season. The Redbirds have had 32 different batters with 10+ game hit streaks since 2004, including three this season (Collin Braithwaite, 13 games; Owen Miller, 12 games).



• Indiana State baseball was picked to finish third in the Missouri Valley Conference Preseason Poll. The Sycamores are coming off a 29-26 season a year ago and a third-place finish in the conference after a 12-9 MVC campaign.

• Dallas Baptist tallied 63 points and were named the favorites over second-place pick Missouri State (57). The Sycamores collected 42 votes overall followed by Southern Illinois (35), Illinois State (31), Bradley (30), Evansville (18) and MVC newcomer Valparaiso (12).

2018 BASEBALL PRESEASON POLL

	Team (1st-Place Votes)	Points
1.	 DBU (7)	63
2.	 Missouri State (1)	57
3.	 Indiana State	42
4.	 Southern Illinois	35
5.	 Illinois State	31
6.	 Bradley	30
7.	 Evansville	18
8.	 Valparaiso	12



MISSOURI VALLEY CONFERENCE WEEKLY AWARDS

	Player of the Week	Pitcher of the Week
Week One	Brendan Bougherty, BU	Luke Eldred, DBU
Week Two	Sam Shaikin, VU	Ethan Larrison, INS
Week Three	Drew Millas, MSU	Brad Harrison, SIU
Week Four	Alex Lyon, SIU	Brad Harris, SIU
Week Five	Jeremy Eierman, MSU	Kody Funderburk, DBU
Week Six	Devin Granberg, DBU	Dylan Coleman, MSU
Week Seven	Devin Granberg, DBU	Connor Sechler, MSU
Week Eight	Drew Milas, MSU	Brad Harrison, SIU
Week Nine		
Week Ten		
Week Eleven		
Week Twelve		
Week Thirteen		
Week Fourteen		

NUMERICAL ROSTER

No.	Player	Pos.	B/T	Ht.	Wt.	Yr.	Hometown	Previous School
1	Jordan Schaffer	INF	R/R	5-11	160	R-Fr.	Terre Haute, Ind.	West Vigo HS
2	Jarrod Watkins	INF	L/R	6-0	165	Jr.	Washington, Ill.	Wabash Valley CC
3	Luke Fegen	OF	R/R	5-11	175	Jr.	Waukee, Iowa	Des Moines Area CC
4	Bailey Partlow	C	R/R	5-9	195	Jr.	Westfield, Ind.	Pasco-Hernando State CC
5	Jake Means	INF	R/R	6-2	205	Jr.	Gardner, Kan.	Cowley CC
6	Clay Dungan	INF	L/R	6-0	185	Jr.	Yorktown, Ind.	Yorktown HS
7	Tristan Weaver	LHP	L/L	6-0	190	So.	Auburn, Ill.	Lincoln Land CC
8	Brian Eddy	LHP	R/L	6-4	170	So.	Worcester, Mass.	Worcester Academy
9	Tyler Ward	RHP	R/R	6-0	180	Jr.	Santa Claus, Ind.	Heritage Hills HS
10	Evan Giles	RHP	R/R	6-0	200	Jr.	Franklin, Ind.	Franklin HS
11	Nolan Brimbury	UTL	L/R	5-10	185	R-So.	Peru, Ind.	Peru HS
12	Max Wright	C	L/R	6-3	210	So.	Toronto, Ontario	Lawrence Park HS
13	Hayden Jaco	C	R/R	6-0	200	Jr.	Coquitlam, B.C.	Vernon CC
16	Brandt Nowaskie	OF	L/R	6-1	200	R-So.	Bruceville, Ind.	Vincennes Lincoln HS
17	Roberto Enriquez	OF	L/L	6-2	205	Jr.	Carolina, P.R.	Allen CC
18	Joe Boyle	INF	R/R	5-11	195	R-Jr.	Wheaton, Ill.	North Florida
19	Weston Rivers	LHP	L/L	6-3	235	R-Sr.	Defiance, Ohio	Lincoln Trail CC
20	Hunter Lewis	INF	R/R	6-0	190	Jr.	El Segundo, Calif.	El Camino CC
21	CJ Huntley	OF	R/R	6-3	220	Jr.	Kalamazoo, Mich.	Mattawan HS
22	Dalton Laney	RHP	R/R	6-2	200	R-Fr.	Rockville, Ind.	Rockville HS
23	Dane Tofteland	INF/OF	R/R	6-4	230	R-Jr.	Grande Prairie, Alberta	Holy Trinity HS
24	Dane Giesler	INF	L/R	6-2	230	R-Sr.	Jasper, Ind.	Wabash Valley CC
25	Romero Harris	INF	R/R	5-10	205	Jr.	Navarre, Ohio	Wabash Valley CC
26	Tyler Whitbread	RHP	R/R	6-1	175	Jr.	Camlachie, Ontario	St. Claire HS
28	Triston Polley	LHP	L/L	6-2	190	Jr.	Avon, Ind.	Brownsburg HS
29	Nick Barrett	OF	R/R	5-10	175	Fr.	Terre Haute, Ind.	North Vigo HS
30	Jeremy Guerrero	LHP	L/L	5-11	230	So.	Metamora, Ill.	Metamora HS
32	Collin Liberatore	RHP	R/R	6-4	195	R-So.	Greensburg, Penn.	Pittsburgh
33	Jack Guzek	RHP	R/R	6-4	195	Fr.	Manhattan, Ill.	Brother Rice HS
34	Chris Ayers	OF	L/R	6-2	195	Jr.	Houston, Texas	Westfield HS
35	Jake Ridgway	RHP	R/R	6-0	185	Fr.	New Lenox, Ill.	Brother Rice HS
36	Danny Colon	UTL	R/R	5-10	200	R-Fr.	Wayne, NJ	Wayne Hills HS
37	Tyler Grauer	LHP	L/L	6-5	220	So.	Shawnee, Kan.	Mill Valley HS
38	Ethan Larrison	RHP	R/R	6-2	205	Sr.	Shelbyville, Ind.	Shelbyville HS
40	Donnie Ames	RHP	R/R	6-2	235	R-So.	Terre Haute, Ind.	Olney Central CC

ALPHABETICAL ROSTER

No.	Player	Pos.
40	Ames, Donnie	RHP
34	Ayers, Chris	OF
29	Barrett, Nick	OF
18	Boyle, Joe	INF
11	Brimbury, Nolan	INF
36	Colon, Danny	UTL
6	Dungan, Clay	INF
8	Eddy, Brian	LHP
17	Enriquez, Roberto	OF
3	Fegen, Luke	OF
24	Giesler, Dane	INF
10	Giles, Evan	RHP
37	Grauer, Tyler	LHP
30	Guerrero, Jeremy	LHP
33	Guzek, Jack	RHP
25	Harris, Romero	INF
21	Huntley, CJ	OF
13	Jaco, Hayden	C
22	Laney, Dalton	RHP
38	Larrison, Ethan	RHP
20	Lewis, Hunter	INF
32	Liberatore, Collin	RHP
5	Means, Jake	INF
16	Nowaskie, Brandt	OF
4	Partlow, Bailey	C
28	Polley, Triston	LHP
35	Ridgway, Jake	RHP
19	Rivers, Weston	LHP
1	Schaffer, Jordan	INF
23	Tofteland, Dane	INF
9	Ward, Tyler	RHP
2	Watkins, Jarrod	INF
7	Weaver, Tristan	LHP
26	Whitbread, Tyler	RHP
12	Wright, Max	C

COACHING STAFF

Mitch Hannahs	Head Coach (5th Season)
Brian Smiley	Associate Head Coach (3rd Base)
Jordan Tiegs	Assistant Coach/Pitching Coach
Brad Vanderglas	Volunteer Assistant Coach (1st Base)
Katelyn Zweigle	Athletic Trainer

PRONUNCIATIONS

Brian Eddy	Eddie
Danny Colon	Ka-lone
Clay Dungan	DUN-gun
Dane Giesler	Geese-ler
Tyler Grauer	Graw-er
Jeremy Guerrero	Jeremy Gu-rer-oh
Luke Fegen	Fay-gun
Hayden Jaco	Jay-ko
Colin Liberatore	Lyber-atore
Brandt Nowaskie	No-wa-ski
Jordan Schaffer	Shay-fer
Dane Tofteland	Tof-land
Tyler Whitbread	Wit-bread
Jordan Tiegs	Teegs
Brad Vanderglas	Van-der-glas



OVERALL STATISTICS



2018 Sycamore Baseball
Overall Statistics for Indiana State (as of Apr 08, 2018)
(All games Sorted by Batting avg)



Record: 16-10 Home: 5-3 Away: 10-6 Neutral: 1-1 MVC: 2-4

Player	avg	gp-gs	ab	r	h	2b	3b	hr	rbi	tb	slg%	bb	hp	so	gdp	ob%	sf	sh	sb-att	po	a	e	fld%
Luke Fegen	.316	26-20	79	17	25	5	0	1	14	33	.418	6	7	12	1	.409	1	3	1-2	60	2	0	1.000
Jarrod Watkins	.315	26-26	108	21	34	10	1	0	8	46	.426	16	1	11	3	.405	1	3	3-3	45	77	5	.961
Dane Giesler	.293	24-23	82	18	24	5	0	5	15	44	.537	20	5	26	1	.454	1	1	2-2	216	15	3	.987
Cj Huntley	.286	23-17	70	14	20	4	1	2	15	32	.457	11	0	12	0	.378	1	1	1-2	29	0	0	1.000
Hunter Lewis	.273	8-2	11	6	3	0	0	1	3	6	.545	3	1	4	0	.467	0	0	0-0	0	2	0	1.000
Max Wright	.270	26-26	89	13	24	1	0	1	13	28	.315	10	2	22	1	.356	0	3	3-5	177	16	1	.995
Chris Ayers	.269	9-6	26	5	7	2	1	0	4	11	.423	2	2	8	0	.367	0	0	0-0	5	0	0	1.000
Roberto Enriquez	.266	25-23	79	15	21	2	1	1	14	28	.354	9	12	12	2	.412	2	2	0-0	41	2	0	1.000
Romero Harris	.266	16-16	64	16	17	4	1	5	22	38	.594	3	6	17	2	.342	3	0	0-0	0	0	0	.000
Clay Dungan	.243	26-26	111	17	27	5	0	1	16	35	.315	11	1	20	2	.312	2	0	6-7	36	77	6	.950
Jake Means	.242	26-26	91	18	22	4	1	5	15	43	.473	8	5	23	1	.333	1	0	1-3	19	53	5	.935
Brandt Nowaskie	.235	10-5	17	5	4	0	1	0	1	6	.353	5	1	5	0	.435	0	1	2-2	2	0	0	1.000
Dane Tofteland	.225	19-18	71	11	16	3	1	2	15	27	.380	5	3	18	0	.300	1	1	4-4	45	2	1	.979

Hayden Jaco	.333	4-0	3	1	1	1	0	0	1	2	.667	2	0	1	0	.600	0	0	0-0	11	0	0	1.000
Jordan Schaffer	.222	8-0	9	3	2	1	0	0	3	3	.333	0	0	1	0	.222	0	0	0-0	0	0	0	.000
Nolan Brimbury	.000	2-0	2	0	0	0	0	0	0	0	.000	0	0	0	0	.000	0	0	0-0	0	0	1	.000
Danny Colon	.000	1-0	1	0	0	0	0	0	0	0	.000	0	0	0	0	.000	0	0	0-0	0	0	0	.000
Bailey Partlow	.000	2-0	1	0	0	0	0	0	1	0	.000	2	0	1	0	.500	1	0	0-0	1	0	0	1.000
Ethan Larrison	.000	1-0	0	0	0	0	0	0	0	0	.000	0	0	0	0	.000	0	0	0-0	2	4	0	1.000
Totals	.270	26	914	180	247	47	8	24	160	382	.418	113	46	193	13	.374	14	15	23-30	697	285	27	.973
Opponents	.253	26	881	125	223	47	2	21	117	337	.383	100	21	188	13	.341	7	13	8-17	701	228	39	.960

LOB - Team (221), Opp (200). DPs turned - Team (19), Opp (16). IBB - Team (4), D Giesler 2, R Enriquez 1, C Dungan 1, Opp (3).Picked off - D Giesler 1.

(All games Sorted by Earned run avg)

Player	era	w-l	app	gs	cg	sho	sv	ip	h	r	er	bb	so	2b	3b	hr	b/avg	wp	hp	bk	sfa	sha	
Triston Polley	2.61	5-1	8	8	0	0/1	0	51.2	38	17	15	22	34	4	1	1	.211	4	5	1	1	4	
Ethan Larrison	3.00	1-2	12	0	0	0/1	7	33.0	27	11	11	14	32	6	0	3	.216	3	2	0	1	1	
Donnie Ames	3.33	2-0	11	1	0	0/0	1	27.0	28	13	10	6	17	7	0	2	.255	1	3	0	0	1	
Tyler Ward	4.50	4-3	7	7	1	0/0	0	48.0	48	25	24	8	42	11	0	1	.261	6	7	0	1	2	
Tristan Weaver	5.93	2-1	6	6	0	0/0	0	27.1	28	20	18	16	17	5	0	4	.275	2	3	0	1	1	
Tyler Whitbread	6.75	2-2	9	3	0	0/0	0	14.2	16	11	11	9	19	4	1	2	.276	1	0	0	0	2	

Brian Eddy	0.00	0-0	1	0	0	0/0	0	1.0	0	0	0	2	2	0	0	0	.000	0	0	0	0	0	
Tyler Grauer	1.50	0-0	8	0	0	0/0	1	6.0	8	1	1	3	3	0	0	1	.333	1	0	0	1	0	
Jeremy Guerrero	4.50	0-0	6	1	0	0/0	0	8.0	8	7	4	3	6	4	0	1	.250	0	0	1	0	0	
Dalton Laney	8.44	0-1	3	0	0	0/0	0	5.1	5	9	5	8	5	0	0	2	.238	3	1	0	0	1	
Jake Ridgway	9.58	0-0	7	0	0	0/0	0	10.1	17	11	11	9	11	6	0	4	.405	3	0	0	2	1	
Totals	4.26	16-10	26	26	1	1/1	9	232.1	223	125	110	100	188	47	2	21	.253	24	21	2	7	13	
Opponents	5.93	10-16	26	26	1	0/0	3	233.2	247	180	154	113	193	47	8	24	.270	37	46	3	14	15	

PB - Team (4), M Wright 4, Opp (3). Pickoffs - Team (6), T Weaver 2, T Polley 2, D Laney 1, G Guerrero 1, Opp (1). SBA/ATT - M Wright (7-13), T Polley (2-6), T Ward (2-4), T Weaver (1-3), D Ames (2-2), J Ridgway (1-1), D Laney (0-1), H Jaco (1-1).



MISSOURI VALLEY CONFERENCE STATISTICS

2018 Sycamore Baseball
 Conference statistics for Indiana State (as of Apr 08, 2018)
(MVC games only Sorted by Batting avg)


Record: 2-4 Home: 1-2 Away: 1-2 MVC: 2-4

Player	avg	gp-gs	ab	r	h	2b	3b	hr	rbi	tb	slg%	bb	hp	so	gdp	ob%	sf	sh	sb-att	po	a	e	fld%
Jake Means	.286	6-6	21	7	6	0	1	2	5	14	.667	2	2	4	0	.385	1	0	0-1	6	14	1	.952
Cj Huntley	.273	6-5	22	2	6	1	1	0	7	9	.409	1	0	5	0	.292	1	0	0-0	17	0	0	1.000
Max Wright	.267	6-6	15	2	4	1	0	0	0	5	.333	3	2	3	0	.450	0	1	3-3	35	3	0	1.000
Chris Ayers	.267	5-3	15	3	4	2	1	0	3	8	.533	1	1	7	0	.353	0	0	0-0	3	0	0	1.000
Luke Fegen	.263	6-6	19	4	5	0	0	0	5	5	.263	3	3	3	0	.440	0	0	0-1	20	1	0	1.000
Dane Giesler	.217	6-6	23	5	5	1	0	2	4	12	.522	2	1	8	0	.308	0	1	1-1	50	1	1	.981
Roberto Enriquez	.200	5-4	15	1	3	0	0	0	2	3	.200	2	0	2	1	.294	0	1	0-0	7	0	0	1.000
Brandt Nowaskie	.182	4-4	11	3	2	0	0	0	1	2	.182	2	1	3	0	.357	0	1	2-2	1	0	0	1.000
Clay Dungan	.138	6-6	29	1	4	1	0	0	0	5	.172	1	0	3	0	.167	0	0	2-2	9	14	1	.958
Jarrold Watkins	.091	6-6	22	2	2	0	0	0	0	2	.091	5	0	5	1	.259	0	1	2-2	9	11	0	1.000

Dane Tofteland	.500	1-1	4	1	2	0	1	0	1	4	1.000	0	0	1	0	.500	0	0	0-0	0	0	0	.000
Hayden Jaco	.500	1-0	2	0	1	1	0	0	0	2	1.000	0	0	1	0	.500	0	0	0-0	4	0	0	1.000
Hunter Lewis	.000	1-1	3	0	0	0	0	0	0	0	.000	0	0	2	0	.000	0	0	0-0	0	0	0	.000
Totals	.219	6	201	31	44	7	4	4	28	71	.353	22	10	47	2	.323	2	5	10-12	162	50	3	.986
Opponents	.226	6	195	29	44	12	1	2	29	64	.328	22	7	38	2	.322	3	3	2-3	165	55	10	.957

LOB - Team (44), Opp (39). DPs turned - Team (5), Opp (2).

(MVC games only Sorted by Earned run avg)

Player	era	w-l	app	gs	cg	sho	sv	ip	h	r	er	bb	so	2b	3b	hr	b/avg	wp	hp	bk	sfa	sha
Tyler Ward	4.91	0-2	2	2	1	0/0	0	14.2	13	8	8	2	13	3	0	0	.241	0	3	0	0	1
Ethan Larrison	6.23	0-2	2	0	0	0/0	0	8.2	9	6	6	4	7	3	0	0	.273	0	2	0	1	1

Tyler Whitbread	0.00	0-0	1	0	0	0/0	0	2.1	1	0	0	0	2	1	0	0	.125	0	0	0	0	0
Tyler Grauer	0.00	0-0	3	0	0	0/0	1	2.0	1	0	0	1	0	0	0	0	.167	0	0	0	1	0
Jeremy Guerrero	0.00	0-0	1	0	0	0/0	0	1.0	0	0	0	0	1	0	0	0	.000	0	0	0	0	0
Jake Ridgway	0.00	0-0	1	0	0	0/0	0	0.2	2	0	0	0	0	1	0	0	.667	0	0	0	0	0
Triston Polley	3.46	1-0	2	2	0	0/0	0	13.0	8	6	5	6	7	1	1	1	.178	1	1	0	1	0
Donnie Ames	5.40	1-0	2	1	0	0/0	0	8.1	9	5	5	3	4	3	0	1	.273	1	0	0	0	0
Tristan Weaver	6.00	0-0	1	1	0	0/0	0	3.0	1	2	2	4	4	0	0	0	.100	0	1	0	0	0
Dalton Laney	54.00	0-0	1	0	0	0/0	0	0.1	0	2	2	2	0	0	0	0		0	0	0	0	1
Totals	4.67	2-4	6	6	1	0/0	1	54.0	44	29	28	22	38	12	1	2	.226	2	7	0	3	3
Opponents	4.75	4-2	6	6	0	0/0	1	55.0	44	31	29	22	47	7	4	4	.219	5	10	0	2	5

PB - Team (1), M Wright 1. SBA/ATT - M Wright (2-3), T Ward (1-1), T Weaver (1-1), T Polley (0-1).



SEASON/CAREER STATISTICS



2018 Sycamore Baseball
Individual Season/Career Summary for Indiana State (as of Apr 08, 2018)
(All games Sorted by Batting avg)



Record: 16-10 Home: 5-3 Away: 10-6 Neutral: 1-1 MVC: 2-4

Player	SEASON													CAREER												
	Avg	G-GS	AB	R	H	2B	3B	HR	RBI	BB	Hbp	SO	Sb-Att	Avg	G-GS	AB	R	H	2B	3B	HR	RBI	BB	Hbp	SO	Sb-Att
Luke Fegen	.316	26-20	79	17	25	5	0	1	14	6	7	12	1-2	.316	26-20	79	17	25	5	0	1	14	6	7	12	1-2
Jarrod Watkins	.315	26-26	108	21	34	10	1	0	8	16	1	11	3-3	.315	26-26	108	21	34	10	1	0	8	16	1	11	3-3
Dane Giesler	.293	24-23	82	18	24	5	0	5	15	20	5	26	2-2	.279	131-121	456	76	127	20	1	23	90	64	19	121	2-3
Cj Huntley	.286	23-17	70	14	20	4	1	2	15	11	0	12	1-2	.286	23-17	70	14	20	4	1	2	15	11	0	12	1-2
Hunter Lewis	.273	8-2	11	6	3	0	0	1	3	3	1	4	0-0	.273	8-2	11	6	3	0	0	1	3	3	1	4	0-0
Max Wright	.270	26-26	89	13	24	1	0	1	13	10	2	22	3-5	.255	38-30	106	14	27	1	0	1	13	11	3	28	3-5
Chris Ayers	.269	9-6	26	5	7	2	1	0	4	2	2	8	0-0	.260	75-55	219	37	57	16	2	5	28	24	6	67	3-3
Roberto Enriquez	.266	25-23	79	15	21	2	1	1	14	9	12	12	0-0	.266	25-23	79	15	21	2	1	1	14	9	12	12	0-0
Romero Harris	.266	16-16	64	16	17	4	1	5	22	3	6	17	0-0	.266	16-16	64	16	17	4	1	5	22	3	6	17	0-0
Clay Dungan	.243	26-26	111	17	27	5	0	1	16	11	1	20	6-7	.266	126-117	473	71	126	27	5	11	84	47	5	83	8-17
Jake Means	.242	26-26	91	18	22	4	1	5	15	8	5	23	1-3	.242	26-26	91	18	22	4	1	5	15	8	5	23	1-3
Brandt Nowaskie	.235	10-5	17	5	4	0	1	0	1	5	1	5	2-2	.293	34-14	58	11	17	2	2	0	6	10	1	15	4-4
Dane Toffeland	.225	19-18	71	11	16	3	1	2	15	5	3	18	4-4	.256	70-56	203	43	52	11	2	8	41	27	7	54	7-10
Hayden Jaco	.333	4-0	3	1	1	1	0	0	1	2	0	1	0-0	.333	4-0	3	1	1	1	0	0	1	2	0	1	0-0
Jordan Schaffer	.222	8-0	9	3	2	1	0	0	3	0	0	1	0-0	.222	8-0	9	3	2	1	0	0	3	0	0	1	0-0
Nolan Brimbury	.000	2-0	2	0	0	0	0	0	0	0	0	0	0-0	.000	7-0	4	0	0	0	0	0	0	0	0	0	0-0
Danny Colon	.000	1-0	1	0	0	0	0	0	0	0	0	0	0-0	.000	1-0	1	0	0	0	0	0	0	0	0	0	0-0
Bailey Partlow	.000	2-0	1	0	0	0	0	0	1	2	0	1	0-0	.000	2-0	1	0	0	0	0	0	1	2	0	1	0-0
Ethan Larrison	.000	1-0	0	0	0	0	0	0	0	0	0	0	0-0	.000	1-0	0	0	0	0	0	0	0	0	0	0	0-0
Totals	.270	26-26	914	180	247	47	8	24	160	113	46	193	23-30													
Opponents	.253	26-26	881	125	223	47	2	21	117	100	21	188	8-17													

(All games Sorted by Earned run avg)

Player	SEASON													CAREER												
	ERA	W-L	App	GS	CG	Sho	Sv	IP	H	R	ER	BB	SO	ERA	W-L	App	GS	CG	Sho	Sv	IP	H	R	ER	BB	SO
Triston Polley	2.61	5-1	8	8	0	0	0	51.2	38	17	15	22	34	4.15	8-3	38	11	0	0	1	86.2	68	47	40	44	81
Ethan Larrison	3.00	1-2	12	0	0	0	7	33.0	27	11	11	14	32	4.01	9-9	71	6	0	0	8	157.0	136	78	70	68	123
Donnie Ames	3.33	2-0	11	1	0	0	1	27.0	28	13	10	6	17	3.33	2-0	11	1	0	0	1	27.0	28	13	10	6	17
Tyler Ward	4.50	4-3	7	7	1	0	0	48.0	48	25	24	8	42	4.11	14-13	39	32	2	0	1	212.2	224	104	97	36	140
Tristan Weaver	5.93	2-1	6	6	0	0	0	27.1	28	20	18	16	17	5.93	2-1	6	6	0	0	0	27.1	28	20	18	16	17
Tyler Whitbread	6.75	2-2	9	3	0	0	0	14.2	16	11	11	9	19	6.32	4-3	26	3	0	0	0	31.1	35	24	22	19	32
Brian Eddy	0.00	0-0	1	0	0	0	0	1.0	0	0	0	2	2	18.00	0-0	4	0	0	0	0	2.0	2	4	4	7	2
Tyler Grauer	1.50	0-0	8	0	0	0	1	6.0	8	1	1	3	3	6.41	1-1	17	2	0	0	1	19.2	28	14	14	8	18
Jeremy Guerrero	4.50	0-0	6	1	0	0	0	8.0	8	7	4	3	6	4.00	0-0	7	1	0	0	0	9.0	8	7	4	3	7
Dalton Laney	8.44	0-1	3	0	0	0	0	5.1	5	9	5	8	5	8.44	0-1	3	0	0	0	0	5.1	5	9	5	8	5
Jake Ridgway	9.58	0-0	7	0	0	0	0	10.1	17	11	11	9	11	9.58	0-0	7	0	0	0	0	10.1	17	11	11	9	11
Totals	4.26	16-10	26	26	1	1	9	232.1	223	125	110	100	188													
Opponents	5.93	10-16	26	26	1	0	3	233.2	247	180	154	113	193													

2018 RESULTS

Game Date	Opponent	Score	R-H-E / R-H-E	Inns	Overall	MVC	Pitcher of Rec.	Attend	Time
Feb 16, 2018	at UNLV	4-5 L	4-10-0 / 5-12-1	(10)	0-1-0	0-0-0	T Whitbread (L 0-1)	1256	3:19
Feb 17, 2018	vs Loyola Marymount	W 8-2	8-10-3 / 2-7-1	9	1-1-0	0-0-0	T Polley (W 1-0)	306	3:02
Feb 18, 2018	vs Oregon	5-8 L	5-8-0 / 8-12-3	9	1-2-0	0-0-0	D Laney (L 0-1)	306	3:20
Feb 19, 2018	at UNLV	W 4-2	4-9-1 / 2-7-2	9	2-2-0	0-0-0	T Ward (W 1-0)	416	2:44
Feb 23, 2018	at Lipscomb	W 17-3	17-14-1 / 3-5-2	9	3-2-0	0-0-0	T Weaver (W 1-0)	347	3:47
Feb 24, 2018	at Middle Tennessee	W 21-4	21-17-2 / 4-11-1	9	4-2-0	0-0-0	T Polley (W 2-0)	489	2:35
Feb 25, 2018	at Belmont	W 7-4	7-11-1 / 4-11-2	(10)	5-2-0	0-0-0	E Larrison (W 1-0)	168	3:23
Feb 28, 2018	at #12 Vanderbilt	5-8 L	5-5-1 / 8-9-1	9	5-3-0	0-0-0	T Ward (L 1-1)	2427	2:50
Mar 02, 2018	at Austin Peay	8-15 L	8-8-5 / 15-10-1	9	5-4-0	0-0-0	T Weaver (L 1-1)	265	3:25
Mar 03, 2018	at Austin Peay	7-8 L	7-11-0 / 8-8-2	9	5-5-0	0-0-0	T Polley (L 2-1)	284	3:09
Mar 04, 2018	at Austin Peay	W 11-5	11-16-0 / 5-10-2	9	6-5-0	0-0-0	D Ames (W 1-0)	271	3:22
Mar 10, 2018	WESTERN ILLINOIS	W 5-4	5-8-1 / 4-13-2	9	7-5-0	0-0-0	T Ward (W 2-1)	430	2:34
Mar 11, 2018	WESTERN ILLINOIS	W 2-0	2-4-0 / 0-7-0	9	8-5-0	0-0-0	T Polley (W 3-1)	147	2:12
Mar 16, 2018	at The Citadel	W 10-3	10-14-1 / 3-7-2	9	9-5-0	0-0-0	T Ward (W 3-1)	196	2:41
Mar 17, 2018	at The Citadel	W 7-3	7-10-0 / 3-6-1	9	10-5-0	0-0-0	T Polley (W 4-1)	209	2:51
Mar 18, 2018	at The Citadel	W 5-2	5-11-2 / 2-8-0	9	11-5-0	0-0-0	T Weaver (W 2-1)	232	2:38
Mar 20, 2018	at Eastern Illinois	W 10-8	10-12-2 / 8-10-2	9	12-5-0	0-0-0	T Whitbread (W 1-1)	62	3:32
Mar 23, 2018	XAVIER-1	W 6-4	6-10-3 / 4-6-1	9	13-5-0	0-0-0	T Ward (W 4-1)	362	2:53
Mar 23, 2018	XAVIER-2	W 4-3	4-6-1 / 3-10-0	9	14-5-0	0-0-0	T Whitbread (W 2-1)	362	2:45
Mar 28, 2018	#11 INDIANA	3-5 L	3-9-0 / 5-10-3	9	14-6-0	0-0-0	T Whitbread (L 2-2)	1187	3:14
* Mar 30, 2018	MISSOURI STATE-1	3-4 L	3-5-0 / 4-7-1	9	14-7-0	0-1-0	T Ward (L 4-2)	367	2:31
* Mar 30, 2018	MISSOURI STATE-2	4-5 L	4-4-1 / 5-8-1	(11)	14-8-0	0-2-0	E Larrison (L 0-1)	367	3:42
* Mar 31, 2018	MISSOURI STATE	W 6-4	6-10-0 / 4-5-4	9	15-8-0	1-2-0	D Ames (W 2-0)	278	2:39
* Apr 06, 2018	at Bradley	3-6 L	3-6-0 / 6-8-2	9	15-9-0	1-3-0	T Ward (L 4-3)	179	2:25
* Apr 07, 2018	at Bradley	W 9-3	9-10-2 / 3-5-1	9	16-9-0	2-3-0	T Polley (W 5-1)	236	2:46
* Apr 08, 2018	at Bradley	6-7 L	6-9-0 / 7-11-1	9	16-10-0	2-4-0	E Larrison (L 1-2)	174	3:00

* = Conference () extra inning game * Missouri Valley Conference game

2018 RECORD WHEN...

Win-loss summary:

Total	16-10
Conference	2-4
Non-Conf.....	14-6
Home	5-3
Away	10-6
Neutral	1-1
Day.....	15-9
Night.....	1-1
vs Left	0-5
vs Right	16-5
1-Run games.....	2-5
2-Run games.....	5-1
5+Run games	6-1
Extra innings	1-2
Shutouts	1-0
Scoring 0-2 runs	1-0
Scoring 3-5 runs	4-7
Scoring 6-9 runs	6-3
Scoring 10+ runs	5-0
Opponent 0-2 runs	4-0
Opponent 3-5 runs	11-4
Opponent 6-9 runs	1-5
Opponent 10+ runs	0-1
Scored in 1st inning.....	6-3
Opp. scores in 1st inning	2-2
Scores first.....	11-3
Opp. scores first.....	5-7
After 6 leading	12-1
After 6 trailing.....	3-6
After 6 tied	1-3
After 7 leading	13-2
After 7 trailing.....	2-7
After 7 tied	1-1
After 8 leading	14-0
After 8 trailing.....	2-8
After 8 tied	0-2
Hit 0 home runs	8-5
Hit 1 home run	4-3
Hit 2+ home runs	4-2
Opponent 0 home runs	10-3
Opponent 1 home run.....	5-2
Opponent 2+ HRs	1-5
Made 0 errors.....	4-7
Made 1 error	6-2
Made 2+ errors.....	6-1
Opp. made 0 errors.....	3-0
Opp. made 1 error	5-6
Opp. made 2+ errors.....	8-4
Out-hit opponent.....	12-1
Out-hit by opponent	3-9
Hits are tied.....	1-0

MULTIPLE HIT GAMES

Player	2	3	4	5+	Tot
Jarrold Watkins	7	3	-	-	10
Dane Giesler	6	1	-	-	7
Clay Dungan	4	1	-	1	6
Jake Means	5	1	-	-	6
Max Wright	6	-	-	-	6
Roberto Enriquez	3	2	-	-	5
Luke Fegen	3	-	2	-	5
Romero Harris	4	-	-	-	4
Cj Huntley	2	2	-	-	4
Dane Tofteland	3	-	-	-	3
Chris Ayers	1	1	-	-	2
Brandt Nowaskie	1	-	-	-	1
TEAM	45	11	2	1	59

HIT STREAKS

Player	Longest	Current
Jarrold Watkins	14	1
Max Wright	8	3
Clay Dungan	7	2
Dane Tofteland	7	1
Luke Fegen	6	1
Dane Giesler	5	-
Cj Huntley	5	5
Jake Means	4	2
Romero Harris	4	4
Roberto Enriquez	3	3
Chris Ayers	3	3
Brandt Nowaskie	2	-
Hunter Lewis	2	-
Jordan Schaffer	1	-
Hayden Jaco	1	1

INDIVIDUAL GAME HIGHS

BATTING

At bats:	6	(6 times)
Runs scored:	4	Jarrold Watkins at Middle Tennessee (Feb 24, 2018)
Hits:	5	Clay Dungan at Austin Peay (Mar 04, 2018)
RBIs:	6	Dane Tofteland at Lipscomb (Feb 23, 2018)
Doubles:	3	Jarrold Watkins at The Citadel (Mar 18, 2018)
Triples:	1	(8 times)
Home runs:	2	Romero Harris at Lipscomb (Feb 23, 2018)
	2	Dane Giesler at Vanderbilt (Feb 28, 2018)
	2	Jake Means at Austin Peay (Mar 04, 2018)
Total bases:	8	Romero Harris at Lipscomb (Feb 23, 2018)
	8	Dane Giesler at Vanderbilt (Feb 28, 2018)
	8	Jake Means at Austin Peay (Mar 04, 2018)
Walks:	3	(4 times)
Strikeouts:	4	Dane Giesler at Bradley (Apr 08, 2018)
Sac hits:	1	(15 times)
Sac flies:	1	(14 times)
Stolen bases:	2	Clay Dungan at Austin Peay (Mar 04, 2018)
	2	Max Wright at Bradley (Apr 07, 2018)
Hit by pitch:	2	Dane Tofteland at Austin Peay (Mar 04, 2018)
	2	Roberto Enriquez at The Citadel (Mar 16, 2018)
Caught stealing:	1	(7 times)
Runners LOB:	5	(4 times)

MULTIPLE RBI GAMES

Player	2	3	4	5+	Total
Romero Harris	2	3	1	-	6
Clay Dungan	3	2	-	-	5
Jake Means	5	-	-	-	5
Max Wright	4	1	-	-	5
Luke Fegen	3	1	-	-	4
Dane Giesler	3	1	-	-	4
Cj Huntley	2	-	1	-	3
Roberto Enriquez	1	1	1	-	3
Dane Tofteland	-	1	-	1	2
Hunter Lewis	-	1	-	-	1
Jordan Schaffer	1	-	-	-	1
Chris Ayers	1	-	-	-	1
Jarrold Watkins	1	-	-	-	1
TEAM	26	11	3	1	41

REACHED BASE STREAKS

Player	Longest	Current
Jarrold Watkins	22	1
Romero Harris	16	16
Max Wright	13	13
Dane Giesler	12	-
Jake Means	8	2
Luke Fegen	8	6
Clay Dungan	8	2
Roberto Enriquez	7	5
Dane Tofteland	7	1
Cj Huntley	6	5
Brandt Nowaskie	4	2
Chris Ayers	4	4
Hunter Lewis	2	-
Hayden Jaco	2	1
Bailey Partlow	2	2
Jordan Schaffer	1	-

FIELDING

Putouts:	16	Dane Giesler at UNLV (Feb 16, 2018)
	16	Dane Giesler at Belmont (Feb 25, 2018)
Assists:	8	Jarrold Watkins at UNLV (Feb 16, 2018)
	8	Clay Dungan at Belmont (Feb 25, 2018)
Errors:	3	Jarrold Watkins at Austin Peay (Mar 02, 2018)
Passed balls:	1	(4 times)

PITCHING

Innings pitched:	9.0	Tyler Ward vs Missouri State (Mar 30, 2018)
Runs allowed:	9	Tristan Weaver at Austin Peay (Mar 02, 2018)
Earned runs:	9	Tristan Weaver at Austin Peay (Mar 02, 2018)
Walks allowed:	6	Tristan Weaver at Lipscomb (Feb 23, 2018)
	6	Triston Polley at Austin Peay (Mar 03, 2018)
Strikeouts:	10	Tyler Ward vs Missouri State (Mar 30, 2018)
Hits allowed:	12	Tyler Ward vs Western Illinois (Mar 10, 2018)
Doubles allowed:	4	Tyler Ward at Vanderbilt (Feb 28, 2018)
Triples allowed:	1	Tyler Whitbread at UNLV (Feb 16, 2018)
	1	Triston Polley vs Missouri State (Mar 30, 2018)
Homers allowed:	2	Dalton Laney vs Oregon (Feb 18, 2018 at Las Vegas, Nev.)
	2	Tristan Weaver at Austin Peay (Mar 02, 2018)
	2	Jake Ridgway at Eastern Illinois (Mar 20, 2018)
Wild pitches:	3	Tyler Ward at The Citadel (Mar 16, 2018)
Hit batters:	2	(4 times)

TEAM GAME HIGHS

BATTING

At bats:	42	at Austin Peay (Mar 04, 2018)
Runs scored:	21	at Middle Tennessee (Feb 24, 2018)
Hits:	17	at Middle Tennessee (Feb 24, 2018)
RBIs:	20	at Middle Tennessee (Feb 24, 2018)
Doubles:	6	at Austin Peay (Mar 02, 2018)
Triples:	2	at Bradley (Apr 06, 2018)
Home runs:	4	at Middle Tennessee (Feb 24, 2018)
Total bases:	30	at Middle Tennessee (Feb 24, 2018)
	30	at Austin Peay (Mar 04, 2018)
Walks:	14	at Lipscomb (Feb 23, 2018)
	14	at Middle Tennessee (Feb 24, 2018)
Strikeouts:	12	vs Loyola Marymount (Feb 17, 2018 at Las Vegas, Nev.)
	12	vs Missouri State (Mar 30, 2018)
Sac hits:	2	at Belmont (Feb 25, 2018)
	2	at The Citadel (Mar 16, 2018)
	2	vs Missouri State (Mar 30, 2018)
Sac flies:	2	at Middle Tennessee (Feb 24, 2018)
	2	at The Citadel (Mar 16, 2018)
Stolen bases:	4	at Bradley (Apr 07, 2018)
	4	at Bradley (Apr 08, 2018)
Hit by pitch:	5	at Austin Peay (Mar 04, 2018)
Caught stealing:	1	(7 times)
Runners LOB:	15	at Lipscomb (Feb 23, 2018)
Hit into DP:	2	(6 times)

FIELDING

Putouts:	33	vs Missouri State (Mar 30, 2018)
Assists:	18	at Belmont (Feb 25, 2018)
Errors:	5	at Austin Peay (Mar 02, 2018)
Passed balls:	1	(4 times)
DPs turned:	2	(4 times)

PITCHING

Innings pitched:	11.0	vs Missouri State (Mar 30, 2018)
Runs allowed:	15	at Austin Peay (Mar 02, 2018)
Earned runs:	9	at Austin Peay (Mar 02, 2018)
Walks allowed:	10	at Austin Peay (Mar 03, 2018)
Strikeouts:	16	at Eastern Illinois (Mar 20, 2018)
Hits allowed:	13	vs Western Illinois (Mar 10, 2018)
Doubles allowed:	4	at Belmont (Feb 25, 2018)
	4	at Vanderbilt (Feb 28, 2018)
	4	at Bradley (Apr 08, 2018)
Triples allowed:	1	at UNLV (Feb 16, 2018)
	1	vs Missouri State (Mar 30, 2018)
Homers allowed:	4	vs Oregon (Feb 18, 2018 at Las Vegas, Nev.)
Wild pitches:	3	at The Citadel (Mar 16, 2018)
Hit batters:	3	at Austin Peay (Mar 02, 2018)

SCORE BY INNINGS

	1	2	3	4	5	6	7	8	9	Ex	Total
Indiana State	19	26	14	17	17	20	17	15	31	4	180
Opponents	7	13	9	20	11	21	17	13	11	3	125

WHEN THE SYCAMORES SCORE

Runs	0	1	2	3	4	5	6	7	8	9	10+
W-L	0-0	0-0	1-0	0-3	2-2	2-2	2-1	2-1	1-1	1-0	5-0

WHEN OPPONENT SCORES

Runs	0	1	2	3	4	5	6	7	8	9	10+
W-L	1-0	0-0	3-0	5-0	5-1	1-3	0-1	0-1	1-3	0-0	0-1

WHEN LEADING AFTER

Inn.	1	2	3	4	5	6	7	8
W-L	6-3	11-3	10-4	10-4	12-3	12-1	13-2	14-0

WHEN TRAILING AFTER

Inn.	1	2	3	4	5	6	7	8
W-L	1-1	1-2	3-1	4-2	3-4	3-6	2-7	2-8

WHEN TIED AFTER

Inn.	1	2	3	4	5	6	7	8
W-L	9-6	4-5	3-5	2-4	1-3	1-3	1-1	0-2

DIBaseball.com TOP 25

Rk	School	Record	Prev.
1	Florida	28-6	1
2	Stanford	23-5	2
3	Arkansas	24-9	5
4	NC State	25-6	8
5	Ole Miss	27-6	3
6	Texas Tech	26-7	7
7	East Carolina	24-7	12
8	Kentucky	22-10	9
9	Oregon State	24-6	4
10	Indiana	22-6	10
11	Clemson	25-7	11
12	Florida State	24-9	6
13	Southern Miss	22-9	13
14	Duke	27-6	14
15	Vanderbilt	19-13	15
16	Oklahoma	23-11	20
17	UCLA	19-8	21
18	Georgia	23-9	16
19	Missouri State	22-7	23
20	Wichita State	22-7	25
21	North Carolina	21-11	NR
22	Texas A&M	23-9	NR
23	LSU	20-13	17
24	Coastal Carolina	23-11	24
25	Louisiana Tech	24-10	22

USA TODAY COACHES POLL

Rk	School	Record	Prev.
1	Florida (26)	25-5	2
2	Stanford (4)	20-3	3
3	Mississippi	25-4	4
4	Oregon State (1)	21-4	1
5	Texas Tech	23-6	7
6	Florida State	22-7	5
7	North Carolina State	23-5	9
8	Arkansas	19-9	6
9	Clemson	22-6	12
10	Kentucky	19-9	10
11	Indiana	20-5	16
12	Duke	24-5	19
13	East Carolina	20-6	17
14	Southern Mississippi	19-7	14
15	Auburn	22-7	11
16	Vanderbilt	17-11	8
17	Georgia	21-7	24
18	UCLA	16-7	13
19	Texas A&M	21-8	15
20	LSU	18-11	21
21	Louisville	19-8	18
22	Missouri	21-7	NR
23	Oklahoma	20-10	NR
24	Coastal Carolina	21-9	22
25	Wichita State	19-6	24

BASEBALL AMERICA

Rk	School	Record	Prev.
1	Florida	28-6	1
2	NC State	25-6	6
3	Stanford	23-5	2
4	Arkansas	24-9	9
5	Mississippi	27-6	3
6	Texas Tech	26-7	7
7	Clemson	25-7	8
8	East Carolina	24-7	11
9	Florida State	24-9	4
10	Duke	27-6	10
11	Oregon State	24-6	5
12	Southern Mississippi	22-9	12
13	Kentucky	22-10	13
14	Vanderbilt	19-13	14
15	Oklahoma	23-11	19
16	Indiana	22-6	16
17	Coastal Carolina	23-11	18
18	UCLA	19-8	20
19	LSU	20-13	17
20	North Carolina	21-11	NR
21	Georgia	23-9	21
22	Texas A&M	23-9	24
23	Auburn	23-10	15
24	Texas	22-12	NR
25	Dallas Baptist	19-10	25

NCBWA

Rk	School	Record	Prev.
1	Florida	23-5	2
2	Stanford	19-3	3
3	Ole Miss	24-4	4
4	Oregon State	21-3	1
5	Texas Tech	22-6	8
6	Florida State	22-6	5
7	North Carolina State	22-5	10
8	Arkansas	19-8	6
9	Clemson	21-6	14
10	Kentucky	18-8	7
11	Indiana	19-5	15
12	Southern Miss	18-6	12
13	Duke	22-5	17
14	East Carolina	19-6	18
15	Auburn	22-5	11
16	Vanderbilt	17-9	9
17	UCLA	16-6	13
18	Texas A&M	20-8	16
19	Georgia	21-6	27
20	LSU	17-11	21
21	Coastal Carolina	21-8	23
22	Wichita State	19-5	22
23	Louisville	18-8	19
24	Missouri	19-7	NR
25	Oklahoma	19-10	NR

GAME BY GAME: BATTING ORDER

DATE	OPPONENT	1	2	3	4	5	6	7	8	9	Result	Order Record
Feb. 16	at UNLV	Watkins	Tofteland	Giesler	Dungan	Enriquez	Huntley	Ayers	Wright	Means	L, 5-4 (10)	0-1
Feb. 17	vs. Loyola Marymount	Watkins	Tofteland	Dungan	Huntley	Giesler	Enriquez	Harris	Wright	Means	W, 8-2	1-0
Feb. 18	vs. Oregon	Watkins	Tofteland	Dungan	Giesler	Harris	Enriquez	Means	Wright	Fegen	L, 8-5	0-1
Feb. 19	at UNLV	Watkins	Tofteland	Dungan	Giesler	Huntley	Enriquez	Harris	Wright	Means	W, 4-2	1-0
Feb. 23	at Lipscomb	Dungan	Huntley	Giesler	Tofteland	Watkins	Enriquez	Harris	Wright	Means	W, 17-3	1-0
Feb. 24	at Middle Tennessee	Dungan	Watkins	Giesler	Harris	Enriquez	Tofteland	Nowaskie	Wright	Means	W, 21-4	1-0
Feb. 25	at Belmont	Dungan	Watkins	Giesler	Tofteland	Enriquez	Harris	Huntley	Wright	Means	W, 7-4 (10)	1-0
Feb. 28	at No. 12 Vanderbilt	Dungan	Watkins	Tofteland	Giesler	Harris	Enriquez	Means	Wright	Fegen	L, 8-5	0-1
Mar. 2	at Austin Peay	Tofteland	Watkins	Giesler	Harris	Enriquez	Fegen	Dungan	Means	Wright	L, 15-8	0-1
Mar. 3	at Austin Peay	Dungan	Watkins	Tofteland	Giesler	Harris	Fegen	Enriquez	Means	Wright	L, 8-7	0-1
Mar. 4	at Austin Peay	Watkins	Fegen	Giesler	Dungan	Harris	Enriquez	Tofteland	Wright	Means	W, 11-5	1-0
Mar. 10	vs. Western Illinois	Watkins	Fegen	Giesler	Dungan	Enriquez	Harris	Wright	Tofteland	Means	W, 5-4	1-0
Mar. 11	vs. Western Illinois	Watkins	Fegen	Dungan	Giesler	Enriquez	Harris	Wright	Tofteland	Means	W, 2-0	1-0
Mar. 16	at The Citadel	Watkins	Fegen	Dungan	Tofteland	Enriquez	Harris	Huntley	Wright	Means	W, 10-3	2-0
Mar. 17	at The Citadel	Watkins	Fegen	Dungan	Tofteland	Enriquez	Harris	Huntley	Wright	Means	W, 7-3	3-0
Mar. 18	at The Citadel	Watkins	Fegen	Dungan	Tofteland	Enriquez	Harris	Huntley	Wright	Means	W, 5-2	4-0
Mar. 20	at Eastern Illinois	Watkins	Fegen	Dungan	Tofteland	Enriquez	Harris	Huntley	Wright	Means	W, 10-6	5-0
Mar. 23	vs. Xavier	Watkins	Fegen	Dungan	Giesler	Enriquez	Ayers	Huntley	Wright	Means	W, 6-4	1-0
Mar. 23	vs. Xavier	Watkins	Fegen	Dungan	Giesler	Ayers	Huntley	Enriquez	Wright	Means	W, 4-3	1-0
Mar. 28	vs. No. 11 Indiana	Watkins	Fegen	Giesler	Huntley	Dungan	Lewis	Tofteland	Tofteland	Means	L, 5-3	0-1
Mar. 30	vs. Missouri State	Watkins	Fegen	Dungan	Giesler	Enriquez	Huntley	Nowaskie	Wright	Means	L, 4-3	0-1
Mar. 30	vs. Missouri State	Watkins	Fegen	Dungan	Giesler	Wright	Lewis	Enriquez	Means	Nowaskie	L, 5-4 (11)	0-1
Mar. 31	vs. Missouri State	Watkins	Means	Dungan	Giesler	Ayers	Huntley	Enriquez	Wright	Fegen	W, 6-4	1-0
Apr. 6	at Bradley	Watkins	Means	Giesler	Huntley	Dungan	Tofteland	Enriquez	Fegen	Wright	L, 6-3	0-1
Apr. 7	at Bradley	Dungan	Giesler	Watkins	Ayers	Fegen	Means	Wright	Huntley	Nowaskie	W, 9-3	1-0
Apr. 8	at Bradley	Dungan	Giesler	Watkins	Huntley	Ayers	Fegen	Means	Wright	Nowaskie	L, 7-6	0-1

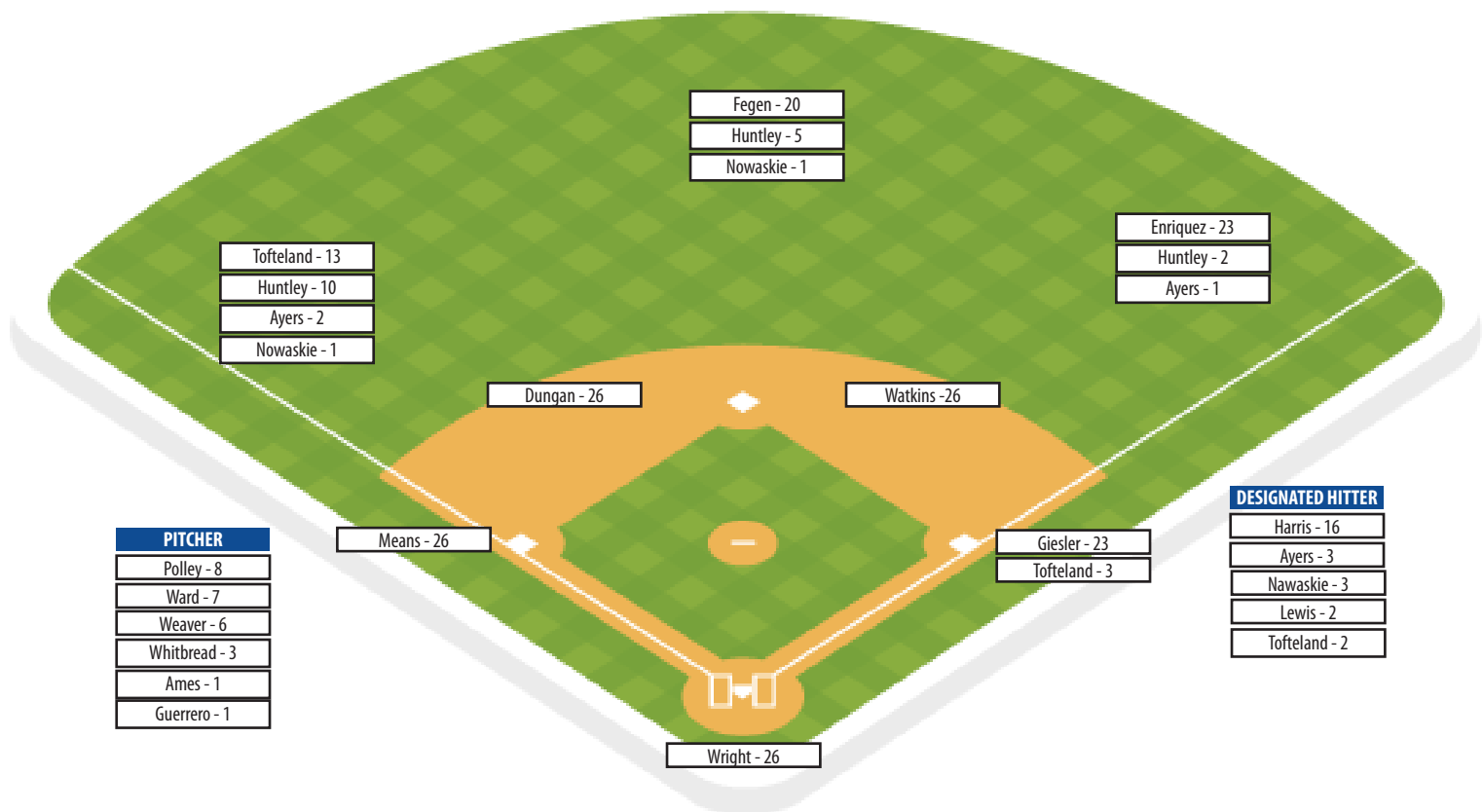
GAME BY GAME: POSITIONS

DATE	OPPONENT	C	1B	2B	3B	SS	LF	CF	RF	DH	Result	Lineup Record
Feb. 16	at UNLV	Wright	Giesler	Watkins	Means	Dungan	Ayers	Huntley	Enriquez	Tofteland	L, 5-4 (10)	0-1
Feb. 17	vs. Loyola Marymount	Wright	Giesler	Watkins	Means	Dungan	Tofteland	Huntley	Enriquez	Harris	W, 8-2	1-0
Feb. 18	vs. Oregon	Wright	Giesler	Watkins	Means	Dungan	Tofteland	Fegen	Enriquez	Harris	L, 8-5	0-1
Feb. 19	at UNLV	Wright	Giesler	Watkins	Means	Dungan	Tofteland	Huntley	Enriquez	Harris	W, 4-2	1-0
Feb. 23	at Lipscomb	Wright	Giesler	Watkins	Means	Dungan	Tofteland	Huntley	Enriquez	Harris	W, 17-3	2-0
Feb. 24	at Middle Tennessee	Wright	Giesler	Watkins	Means	Dungan	Tofteland	Nowaskie	Enriquez	Harris	W, 21-4	1-0
Feb. 25	at Belmont	Wright	Giesler	Watkins	Means	Dungan	Tofteland	Huntley	Enriquez	Harris	W, 7-4 (10)	3-0
Feb. 25	at No. 12 Vanderbilt	Wright	Giesler	Watkins	Means	Dungan	Tofteland	Fegen	Enriquez	Harris	L, 8-5	0-2
Mar. 2	at Austin Peay	Wright	Giesler	Watkins	Means	Dungan	Tofteland	Fegen	Enriquez	Harris	L, 15-8	0-3
Mar. 3	at Austin Peay	Wright	Giesler	Watkins	Means	Dungan	Tofteland	Fegen	Enriquez	Harris	L, 8-7	0-4
Mar. 4	at Austin Peay	Wright	Giesler	Watkins	Means	Dungan	Tofteland	Fegen	Enriquez	Harris	W, 11-5	1-4
Mar. 10	vs. Western Illinois	Wright	Giesler	Watkins	Means	Dungan	Tofteland	Fegen	Enriquez	Harris	W, 5-4	2-4
Mar. 11	vs. Western Illinois	Wright	Giesler	Watkins	Means	Dungan	Tofteland	Fegen	Enriquez	Harris	W, 2-0	3-4
Mar. 16	at The Citadel	Wright	Tofteland	Watkins	Means	Dungan	Huntley	Fegen	Enriquez	Harris	W, 10-3	1-0
Mar. 17	at The Citadel	Wright	Tofteland	Watkins	Means	Dungan	Huntley	Fegen	Enriquez	Harris	W, 7-3	2-0
Mar. 18	at The Citadel	Wright	Tofteland	Watkins	Means	Dungan	Huntley	Fegen	Enriquez	Harris	W, 5-2	3-0
Mar. 20	at Eastern Illinois	Wright	Tofteland	Watkins	Means	Dungan	Huntley	Fegen	Enriquez	Harris	W, 10-6	4-0
Mar. 23	vs. Xavier	Wright	Tofteland	Watkins	Means	Dungan	Huntley	Fegen	Enriquez	Ayers	W, 6-4	1-0
Mar. 23	vs. Xavier	Wright	Tofteland	Watkins	Means	Dungan	Huntley	Fegen	Enriquez	Ayers	W, 4-3	2-0
Mar. 28	vs. No. 11 Indiana	Wright	Giesler	Watkins	Means	Dungan	Tofteland	Fegen	Huntley	Lewis	L, 5-3	0-1
Mar. 30	vs. Missouri State	Wright	Giesler	Watkins	Means	Dungan	Huntley	Fegen	Enriquez	Nowaskie	L, 4-3	0-1
Mar. 30	vs. Missouri State	Wright	Giesler	Watkins	Means	Dungan	Nowaskie	Fegen	Enriquez	Lewis	L, 5-4 (11)	0-1
Mar. 31	vs. Missouri State	Wright	Giesler	Watkins	Means	Dungan	Huntley	Fegen	Enriquez	Ayers	W, 6-4	2-0
Apr. 6	at Bradley	Wright	Giesler	Watkins	Means	Dungan	Huntley	Fegen	Enriquez	Tofteland	L, 6-3	2-1
Apr. 7	at Bradley	Wright	Giesler	Watkins	Means	Dungan	Ayers	Fegen	Huntley	Nowaskie	W, 9-3	1-0
Apr. 8	at Bradley	Wright	Giesler	Watkins	Means	Dungan	Huntley	Fegen	Ayers	Nowaskie	L, 7-6	0-1

STARTERS SUMMARY

Player	GS	Position											Batting Order								
		P	C	1B	2B	3B	SS	LF	CF	RF	OF	DH	1st	2nd	3rd	4th	5th	6th	7th	8th	9th
Jarrold Watkins	26	.	.	.	26	18	5	2	.	1
Max Wright	26	.	26	1	.	3	19	3
Jake Means	26	26	2	.	.	.	1	3	3	17
Clay Dungan	26	26	7	.	13	3	2	.	1	.	.
Roberto Enriquez	23	23	12	6	5	.	.
Dane Giesler	23	.	.	23	2	9	11	1
Luke Fegen	20	20	12	.	.	1	3	.	1	3
Dane Tofteland	18	.	.	3	.	.	.	13	.	.	.	2	1	4	2	5	.	2	2	2	.
Cj Huntley	17	10	5	2	1	.	4	1	4	6	1	.
Romero Harris	16	16	.	.	.	2	4	7	3	.	.
Triston Polley	8	8
Tyler Ward	7	7
Chris Ayers	6	2	.	1	.	3	1	3	1	1	.	.
Tristan Weaver	6	6
Brandt Nowaskie	5	1	1	.	.	3	2	.	.	3
Tyler Whitbread	3	3
Hunter Lewis	2	2	2
Donnie Ames	1	1
Jeremy Guerrero	1	1

STARTERS BY POSITION



2018 SYCAMORE LEADERS

**2018 Sycamore Baseball
Batting Leaders for Indiana State (as of Apr 08, 2018)
(All games)**


Hitting minimums - 1 Games 5 AB 0.3 AB/Game 10 TPA 0.3 TPA/Game
Pitching minimums - 1 Games 1 IP 2 Decisions 0.3 IP/Game

Batting avg		Slugging pct		On base pct	
1. Luke Fegen	.316	1. Romero Harris	.594	1. Hunter Lewis	.467
2. Jarrod Watkins	.315	2. Hunter Lewis	.545	2. Dane Giesler	.454
3. Dane Giesler	.293	3. Dane Giesler	.537	3. Brandt Nowaskie	.435
4. Cj Huntley	.286	4. Jake Means	.473	4. Roberto Enriquez	.412
5. Hunter Lewis	.273	5. Cj Huntley	.457	5. Luke Fegen	.409
Runs scored		Hits		Runs batted in	
1. Jarrod Watkins	21	1. Jarrod Watkins	34	1. Romero Harris	22
2. Jake Means	18	2. Clay Dungan	27	2. Clay Dungan	16
Dane Giesler	18	3. Luke Fegen	25	3. 4 tied at...	15
4. Luke Fegen	17	4. Max Wright	24		
Clay Dungan	17	Dane Giesler	24		
Doubles		Triples		Home runs	
1. Jarrod Watkins	10	1. 8 tied at....	1	1. Jake Means	5
2. Luke Fegen	5			Romero Harris	5
Clay Dungan	5			Dane Giesler	5
Dane Giesler	5			4. Cj Huntley	2
5. 3 tied at.	4			Dane Tofteland	2
Total bases		Walks		Hit by pitch	
1. Jarrod Watkins	46	1. Dane Giesler	20	1. Roberto Enriquez	12
2. Dane Giesler	44	2. Jarrod Watkins	16	2. Luke Fegen	7
3. Jake Means	43	3. Clay Dungan	11	3. Romero Harris	6
4. Romero Harris	38	Cj Huntley	11	4. Dane Giesler	5
5. Clay Dungan	35	5. Max Wright	10	Jake Means	5
Sac bunts		Sac flies		Stolen bases	
1. Max Wright	3	1. Romero Harris	3	1. Clay Dungan	6
Luke Fegen	3	2. Roberto Enriquez	2	2. Dane Tofteland	4
Jarrod Watkins	3	Clay Dungan	2	3. Jarrod Watkins	3
4. Roberto Enriquez	2	4. 7 tied at...	1	Max Wright	3
5. 4 tied at...	1			5. 2 tied at.....	2
Caught stealing		Steal attempts		Stolen base pct	
1. Max Wright	2	1. Clay Dungan	7	1. Jarrod Watkins	1.000
Jake Means	2	2. Max Wright	5	Dane Giesler	1.000
3. Clay Dungan	1	3. Dane Tofteland	4	Dane Tofteland	1.000
Luke Fegen	1	4. Jake Means	3	Brandt Nowaskie	1.000
Cj Huntley	1	Jarrod Watkins	3	5. Clay Dungan	.857
Strikeouts		Grounded into DP		Total plate appearances	
1. Dane Giesler	26	1. Jarrod Watkins	3	1. Jarrod Watkins	129
2. Jake Means	23	2. Clay Dungan	2	2. Clay Dungan	125
3. Max Wright	22	Romero Harris	2	3. Dane Giesler	109
4. Clay Dungan	20	Roberto Enriquez	2	4. Jake Means	105
5. Dane Tofteland	18	5. 4 tied at.	1	5. 2 tied at.	104
At bats		Games played		Game starts	
1. Clay Dungan	111	1. Luke Fegen	26	1. Jake Means	26
2. Jarrod Watkins	108	Jarrod Watkins	26	Clay Dungan	26
3. Jake Means	91	Jake Means	26	Jarrod Watkins	26
4. Max Wright	89	Max Wright	26	Max Wright	26
5. Dane Giesler	82	Clay Dungan	26	5. 2 tied at...	23
Games as sub					
1. Jordan Schaffer	8				
2. Cj Huntley	6				
Hunter Lewis	6				
Luke Fegen	6				
5. Brandt Nowaskie	5				



2018 SYCAMORE LEADERS



2018 Sycamore Baseball Pitching Leaders for Indiana State (as of Apr 08, 2018) (All games)



Hitting minimums - 1 Games 5 AB 0.3 AB/Game 10 TPA 0.3 TPA/Game
Pitching minimums - 1 Games 1 IP 2 Decisions 0.3 IP/Game

Earned run avg		Opposing bat avg		Won-loss pct	
1. Triston Polley	2.61	1. Triston Polley	.211	1. Donnie Ames	1.000
2. Ethan Larrison	3.00	2. Ethan Larrison	.216	2. Triston Polley	.833
3. Donnie Ames	3.33	3. Donnie Ames	.255	3. Tristan Weaver	.667
4. Tyler Ward	4.50	4. Tyler Ward	.261	4. Tyler Ward	.571
5. Tristan Weaver	5.93	5. Tristan Weaver	.275	5. Tyler Whitbread	.500
Wins		Losses		Saves	
1. Triston Polley	5	1. Tyler Ward	3	1. Ethan Larrison	7
2. Tyler Ward	4	2. Ethan Larrison	2	2. Donnie Ames	1
3. Donnie Ames	2	Tyler Whitbread	2	Tyler Grauer	1
Tristan Weaver	2	4. 3 tied at....	1		
Tyler Whitbread	2				
Innings pitched		Batters struck out		Appearances	
1. Triston Polley	51.2	1. Tyler Ward	42	1. Ethan Larrison	12
2. Tyler Ward	48.0	2. Triston Polley	34	2. Donnie Ames	11
3. Ethan Larrison	33.0	3. Ethan Larrison	32	3. Tyler Whitbread	9
4. Tristan Weaver	27.1	4. Tyler Whitbread	19	4. Tyler Grauer	8
5. Donnie Ames	27.0	5. 2 tied at....	17	Triston Polley	8
Games started		Games finished		Games in relief	
1. Triston Polley	8	1. Ethan Larrison	10	1. Ethan Larrison	12
2. Tyler Ward	7	2. Tyler Grauer	3	2. Donnie Ames	10
3. Tristan Weaver	6	Donnie Ames	3	3. Tyler Grauer	8
4. Tyler Whitbread	3	Tyler Whitbread	3	4. Jake Ridgway	7
5. 2 tied at..	1	5. 2 tied at.....	2	5. Tyler Whitbread	6
Wild pitches		Balks		Hit batters	
1. Tyler Ward	6	1. Triston Polley	1	1. Tyler Ward	7
2. Triston Polley	4	Jeremy Guerrero	1	2. Triston Polley	5
3. Dalton Laney	3			3. Tristan Weaver	3
Jake Ridgway	3			Donnie Ames	3
Ethan Larrison	3			5. Ethan Larrison	2
Intentional BB allowed		Runners picked off		Batters SO out looking	
1. Ethan Larrison	2	1. Triston Polley	2	1. Tyler Ward	15
2. Jake Ridgway	1	Tristan Weaver	2	2. Ethan Larrison	8
		3. Jeremy Guerrero	1	Donnie Ames	8
		Dalton Laney	1	4. Triston Polley	7
				5. Tyler Whitbread	6
Sac bunts allowed		Sac flies allowed		Hits allowed	
1. Triston Polley	4	1. Jake Ridgway	2	1. Tyler Whitbread	16
2. Tyler Ward	2	2. 5 tied at...	1	2. Ethan Larrison	27
Tyler Whitbread	2			3. Tristan Weaver	28
4. 5 tied at...	1			Donnie Ames	28
				5. Triston Polley	38
Runs allowed		Earned runs allowed		Walks allowed	
1. Tyler Whitbread	11	1. Donnie Ames	10	1. Donnie Ames	6
Ethan Larrison	11	2. Tyler Whitbread	11	2. Tyler Ward	8
3. Donnie Ames	13	Ethan Larrison	11	3. Tyler Whitbread	9
4. Triston Polley	17	4. Triston Polley	15	4. Ethan Larrison	14
5. Tristan Weaver	20	5. Tristan Weaver	18	5. Tristan Weaver	16
Doubles allowed		Triples allowed		Home runs allowed	
1. Triston Polley	4	1. Tyler Ward	0	1. Triston Polley	1
Tyler Whitbread	4	Donnie Ames	0	Tyler Ward	1
3. Tristan Weaver	5	Tristan Weaver	0	3. Tyler Whitbread	2
4. Ethan Larrison	6	Ethan Larrison	0	Donnie Ames	2
5. Donnie Ames	7	5. Tyler Whitbread	1	5. Ethan Larrison	3



2018 SYCAMORE LEADERS


**2018 Sycamore Baseball
Fielding Leaders for Indiana State (as of Apr 08, 2018)
(All games)**



Hitting minimums - 1 Games
Pitching minimums - 1 Games 1 IP 2 Decisions 0.3 IP/Game

Fielding pct		Chances		Putouts	
1. Luke Fegen	1.000	1. Dane Giesler	234	1. Dane Giesler	216
Roberto Enriquez	1.000	2. Max Wright	194	2. Max Wright	177
Cj Huntley	1.000	3. Jarrod Watkins	127	3. Luke Fegen	60
Hayden Jaco	1.000	4. Clay Dungan	119	4. Jarrod Watkins	45
Ethan Larrison	1.000	5. Jake Means	77	Dane Tofteland	45
Assists		Errors		Fielding double plays	
1. Clay Dungan	77	1. Clay Dungan	6	1. Dane Giesler	16
Jarrod Watkins	77	2. Jarrod Watkins	5	2. Jarrod Watkins	14
3. Jake Means	53	Jake Means	5	3. Clay Dungan	13
4. Max Wright	16	4. Dane Giesler	3	4. Jake Means	3
5. Dane Giesler	15	5. Tyler Grauer	2	5. Dane Tofteland	1
Stolen bases against		Caught stealing by		Steal attempts against	
1. Max Wright	7	1. Max Wright	6	1. Max Wright	13
2. Tyler Ward	2	2. Triston Polley	4	2. Triston Polley	6
Triston Polley	2	3. Tyler Ward	2	3. Tyler Ward	4
Donnie Ames	2	Tristan Weaver	2	4. Tristan Weaver	3
5. 3 tied at...	1	5. Dalton Laney	1	5. Donnie Ames	2
Passed balls		Catchers interference			
1. Max Wright	4				



RADIO/TELEVISION ROSTER



1
Jordan Shaffer
INF, R/R
RFr., 5-11, 160



2
Jarrod Watkins
INF, L/R
Jr., 6-0, 165



3
Luke Fegen
OF, R/R
Jr., 5-11, 175



4
Bailey Partlow
C, R/R
Jr., 5-9, 195



5
Jake Means
INF, R/R
Jr., 6-2, 205



6
Clay Dungan
INF, L/R
Jr., 6-0, 185



7
Tristan Weaver
LHP, L/L
So., 6-0, 190



8
Brian Eddy
LHP, R/L
So., 6-4, 170



9
Tyler Ward
RHP, R/R
Jr., 6-0, 180



10
Evan Giles
RHP, R/R
Jr., 6-0, 200



11
Nolan Brimbury
UTIL, L/R
RSo., 5-10, 185



12
Max Wright
C, L/R
So., 6-3, 210



13
Hayden Jaco
C, R/R
Jr., 6-0, 200



16
Brandt Nowaskie
OF, L/R
RSo., 6-1, 200



17
Roberto Enriquez
OF, L/L
Jr., 6-2, 205



18
Joe Boyle
INF, R/R
RJr., 5-11, 195



19
Weston Rivers
LHP, L/L
R-Sr., 6-3, 235



20
Hunter Lewis
INF, R/R
Jr., 6-0, 190



21
CJ Huntley
OF, R/R
Jr., 6-3, 220



22
Dalton Laney
RHP, R/R
RFr., 6-2, 200

RADIO/TELEVISION ROSTER



Dane Tofteland
INF/OF, R/R
RJr., 6-4, 230



Dane Giesler
INF, L/R
RSr., 6-2, 230



Romero Harris
INF, R/R
Jr., 5-10, 205



Tyler Whitbread
RHP, R/R
Jr., 6-1, 175



Triston Polley
LHP, L/L
Jr., 6-2, 205



Nick Barrett
OF, R/R
Fr., 5-10, 175



Jeremy Guerrero
LHP, L/L
So., 5-11, 230



Collin Liberatore
RHP, R/R
RSo., 6-4, 195



Jack Guzek
RHP, R/R
Fr., 6-4, 195



Chris Ayers
OF, L/R
Jr., 6-2, 195



Jake Ridgway
RHP, R/R
Fr., 6-0, 195



Danny Colon
UTIL, R/R
RFr., 5-10, 200



Tyler Grauer
LHP, L/L
So., 6-5, 220



Ethan Larrison
RHP, R/R
Sr., 6-2, 205



Donnie Ames
RHP, R/R
RSo., 6-2, 235



Mitch Hannahs
Head Coach



Brian Smiley
Associate Head Coach



Jordan Tiegs
Assistant Coach/
Pitching Coach



Brad Vanderglas
Volunteer Assistant



Katelyn Zweigle
Athletic Trainer