

WEEK 10 VS DALLAS BAPTIST • GAMES 33-35

2018 SCHEDULE			
Date	Opponent	Location	Time (ET)
Fri., Feb. 16	at UNLV	Las Vegas, Nev.	L, 5-4 (10)
Sat., Feb. 17	vs Loyola Marymount	Las Vegas, Nev.	W, 8-2
Sun., Feb. 18	vs Oregon	Las Vegas, Nev.	L, 8-5
Mon., Feb. 19	at UNLV	Las Vegas, Nev.	W, 4-2
Fri., Feb. 23	at Lipscomb	Nashville, Tenn.	W, 17-3
Sat., Feb. 24	at Middle Tennessee	Murfreesboro, Tenn.	W, 21-4
Sun., Feb. 25	at Belmont	Nashville, Tenn.	W, 7-4 (10)
Wed., Feb. 28	at #12 Vanderbilt	Nashville, Tenn.	L, 8-5
Fri., Mar. 2	at Austin Peay	Clarksville, Tenn.	L, 15-8
Sat., Mar. 3	at Austin Peay	Clarksville, Tenn.	L, 8-7
Sun., Mar. 4	at Austin Peay	Clarksville, Tenn.	W, 11-5
Sat., Mar. 10	vs Western Illinois	Terre Haute, Ind.	W, 5-4
Sun., Mar. 11	vs Western Illinois	Terre Haute, Ind.	W, 2-0
Mon., Mar. 12	vs Western Illinois	Terre Haute, Ind.	Canceled
Fri., Mar. 16	at Citadel	Charleston, S.C.	W, 10-3
Sat., Mar. 17	at Citadel	Charleston, S.C.	W, 7-3
Sun., Mar. 18	at Citadel	Charleston, S.C.	W, 5-2
Tues., Mar. 20	at Eastern Illinois	Charleston, Ill.	W, 10-6
Fri., Mar. 23	vs Xavier	Terre Haute, Ind.	W, 6-4
Fri., Mar. 23	vs Xavier	Terre Haute, Ind.	W, 4-3
Sun., Mar. 25	vs Xavier	Terre Haute, Ind.	Canceled
Wed., Mar. 28	vs #11 Indiana	Terre Haute, Ind.	L, 5-3
Fri., Mar. 30	vs Missouri State *	Terre Haute, Ind.	L, 4-3
Fri., Mar. 30	vs Missouri State *	Terre Haute, Ind.	L, 5-4 (11)
Sat., Mar. 31	vs Missouri State *	Terre Haute, Ind.	W, 6-4
Wed., Apr. 4	vs Eastern Illinois	Terre Haute, Ind.	Canceled
Fri., Apr. 6	at Bradley *	Peoria, Ill.	L, 6-3
Sat., Apr. 7	at Bradley *	Peoria, Ill.	W, 9-3
Sun., Apr. 8	at Bradley *	Peoria, Ill.	L, 7-6
Tues., Apr. 10	at #10 Indiana	Bloomington, Ind.	L, 6-1
Fri., Apr. 13	vs Illinois State *	Terre Haute, Ind.	W, 5-2
Sat., Apr. 14	vs Illinois State *	Terre Haute, Ind.	L, 8-7
Sun., Apr. 15	vs Illinois State *	Terre Haute, Ind.	L, 5-2
Tues., Apr. 17	vs Purdue	Terre Haute, Ind.	L, 3-1 (10)
Wed., Apr. 18	at Purdue	West Lafayette, Ind.	W, 2-1
Fri., Apr. 20	vs Dallas Baptist *	Terre Haute, Ind.	6:30 PM
Sat., Apr. 21	vs Dallas Baptist *	Terre Haute, Ind.	2 PM
Sun., Apr. 22	vs Dallas Baptist *	Terre Haute, Ind.	12 PM
Tues., Apr. 24	at Northern Illinois	DeKalb, Ill.	4 PM
Wed., Apr. 25	at Ball State	Muncie, Ind.	3 PM
Fri., Apr. 27	at Louisville	Louisville, Ky.	6 PM
Sat., Apr. 28	at Louisville	Louisville, Ky.	1 PM
Sun., Apr. 29	at Louisville	Louisville, Ky.	1 PM
Tues., May 1	at Butler	Indianapolis, Ind. (Victory Field)	6 PM
Fri., May 4	at Southern Illinois *	Carbondale, Ill.	7:30 PM
Sat., May 5	at Southern Illinois *	Carbondale, Ill.	5 PM
Sun., May 6	at Southern Illinois *	Carbondale, Ill.	2 PM
Fri., May 11	vs Evansville *	Terre Haute, Ind.	6:30 PM
Sat., May 12	vs Evansville *	Terre Haute, Ind.	2 PM
Sun., May 13	vs Evansville *	Terre Haute, Ind.	1 PM
Tues., May 15	at Missouri	Columbia, Mo.	4 PM
Thur., May 17	at Valparaiso *	Valparaiso, Ind.	3 PM
Fri., May 18	at Valparaiso *	Valparaiso, Ind.	1 PM
Sat., May 19	at Valparaiso *	Valparaiso, Ind.	1 PM
May 23-26	MVC Tournament	Dallas, Texas	TBA

* Denotes Missouri Valley Conference Contest

Home Games in Bold | Neutral Games in Italics | All Times ET



INDIANA STATE		NO. 23 DALLAS BAPTIST	
Record	18-14, 3-6	Record	23-11, 5-1
Conference	Missouri Valley	Conference	Missouri Valley
Head Coach	Mitch Hannahs (5th Season)	Head Coach	Dan Heefner (11th Season)
Overall Record	142-105	Overall Record	412-218
Record at Indiana State	Same	Record at Dallas Baptist	Same

WEEKEND INFORMATION

Friday-Sunday | April 20-22

Terre Haute, Ind. | Bob Warn Field

Video: ESPN+ | Audio: GoSycamores.com/Watch | Live Stats: GoSycamores.com | Twitter: @IndStBaseball

PROBABLE PITCHING MATCHUPS

Tyler Ward (RHP, 5-3, 4.25)	Game One	MD Johnson (RHP, 4-1, 4.93)
Triston Polley (LHP, 5-1, 2.44)	Game Two	Luke Eldred (RHP, 3-1, 2.33)
Tristan Weaver (LHP, 2-2, 6.12)	Game Three	Trevor Conn (RHP, 4-0, 1.95)

OUT OF THE BOX

SYCAMORES AT A GLANCE

Jarrod Watkins (.318, 10 2B, 10 RBI) and Luke Fegen (.289, 5 2B, 14 RBI) lead the Trees at the plate while Dane Giesler and CJ Huntley are hitting .286 and .271, respectively. As a team, the Sycamores are hitting .265 and have hit for 55 doubles, 8 triples and 28 home runs. The Indiana State pitching staff has struck out 232 batters and holds a combined 4.15 ERA which is second-best in the Missouri Valley Conference.

LOOKING AT THE PATRIOTS

Dallas Baptist enters the weekend series 23-11 overall, tied for first in the MVC with a 5-1 mark and ranked No. 23 in the nation. The Patriots are hitting .287 on the season led by Devlin Granberg at .389 in 34 games. The DBU pitching staff holds a 4.30 combined ERA.

ALL-TIME VS DBU



The Sycamores trail the all-time series with Dallas Baptist 6-16 and have dropped nine-straight games against the Patriots, including five last season (three regular season -- two MVC Championship). The Sycamores last victory over DBU came in 2015 during the MVC Championships hosted by Wichita State.

MISSOURI VALLEY PITCHER OF THE WEEK

Triston Polley earned his first MVC Pitcher of the Week honor after a dominant start against Illinois State, going seven and a third innings, allowing just one run on three hits. The Avon, Indiana product struck out five and walked just one in the outing. The southpaw retired 13-straight batter before a walk in the seventh inning. Illinois State got the offense going late though, scoring eight runs in the final two innings of play.

MASHING

Indiana State sent four balls over the wall this weekend, including three in one game against Illinois State. Two of the home runs came off the bat of junior Chris Ayers which were the first and second home runs of the season for the

		
NR	RANK	23
80	RPI	50
.265	BA	.287
198	R	251
295	H	339
55	2B	83
8	3B	7
28	HR	46
177	RBI	229
27-36	SB	37-41
.976	FLD%	.977
123	BB	116
232	SO	319
4.15	ERA	4.30

PROBABLE POSITION STARTERS

Pos	No.	Name	B/T	Yr.	Avg.	HR	RBI	Notes
C	13	Hayden Jacob	R/R	Jr.	.400	0	6	Made first career start at No. 10 Indiana
1B	24	Dane Giesler	L/R	R-Sr.	.286	6	18	Slugging percentage of .514
2B	2	Jarrod Watkins	L/R	Jr.	.318	0	10	Leading the team in batting average and runs scored
3B	5	Jake Means	R/R	Jr.	.254	6	19	Tied for team lead with six HR; Started every game at 3B
SS	6	Clay Dungan	L/R	Jr.	.237	1	16	Went for a career- high five hits at Austin Peay (3/5)
LF	21	CJ Huntley	R/R	Jr.	.271	2	16	Has seen his average climb from .167 since March 16
CF	3	Luke Fegen	R/R	Jr.	.289	1	14	Started the last 26 games in CF; Played in all 32 games
RF	17	Roberto Enriquez	L/L	Jr.	.242	1	14	Leads the MVC in HBP with 16, 2nd nationally in HBP per game
DH	23	Dane Tofteland	R/R	R-Jr.	.198	2	15	5-for-5 in stolen bases this season



OUT OF THE BOX

outfielder coming in back-to-back games. Dane Giesler and Jake Means lead the team with six home runs each while Romero Harris has five in 16 games for the Trees. As a team, ISU has 28 total home runs in 30 games.

HE CAN DEAL

Triston Polley has been the most dominant arm in the Sycamore rotation so far this year. In nine starts, the Avon, Indiana product holds a 5-1 record to go along with a 2.44 ERA -- the second-best ERA in the MVC. Polley has pitched 59 innings and struck out 39 batters while holding opponents to a .201 average against. On the year, the southpaw has allowed only 16 earned runs and one or fewer earned runs in five starts. Polley's 6.25 hits per nine innings is second in the MVC and 62nd nationally.

THE FRIDAY GUY

Junior Tyler Ward will make his ninth start of the season for the Trees against Dallas Baptist. Ward enters with a 5-3 record and a 4.25 ERA. He has been efficient in his outings, allowing just 26 earned runs in 55 innings. The right-hander also has one of the best strikeout-to-walk ratios in the MVC with 47 strikeouts and just 11 walks.

WEAVER BACK ON THE MOUND

Left-hander Tristan Weaver made his return to the starting rotation for the Sycamores Sunday against Illinois State after rehabbing an injury. The Auburn, Illinois native went five innings and struck out six batters in the no-decision. In total, Weaver holds a 2-2 record this season with 32.1 innings logged in seven starts.

HE'S NOT GOING DOWN EASILY

Jarrod Watkins leads the Sycamores at the plate this season with a .318 batting average. Another area the junior sits atop the team is in his strikeout numbers or lack thereof. Watkins is the toughest batter to strikeout in the Missouri Valley Conference at a 9.9 at bats per strikeout rating. The mark is also 95th in the country.

AS A STAFF

Indiana States' pitching staff holds the second-lowest ERA in the conference at 4.15 behind Missouri State (4.08). Ethan Larrison holds the lowest ERA on the staff out of the bullpen with a 2.56 mark in 15 appearances. Among starting pitchers, southpaw Triston Polley has a 2.44 ERA which is the best in the MVC among qualified pitchers. The Sycamores have struck out 232 batters and walked 123 in 286.1 innings. RHP Tyler Ward leads the charge with 47 strikeouts. The Sycamores hold the second-lowest batting average against in the conference at a .251. Triston Polley holds a team high .201 average against which is second in the MVC.

WORK HORSE

Senior Ethan Larrison has seen action in 15 games this

season out of the bullpen, totaling 38.2 innings. Larrison enters the weekend with eight saves this season. In total, Larrison holds a 2.56 ERA which is second-best in the Valley behind fellow Sycamore Triston Polley. The right-hander has 34 strikeouts. Larrison's save mark is tops in The Valley and 20th nationally.

WEAR IT

Sycamore outfielder Roberto Enriquez has been hit-by-pitch 16 times this season -- to rank 3rd in the nation in the category. With his 0.52 hit-by-pitches per game, he leads the country. Luke Fegen has been nine times. As a team, ISU has been hit 57 times to lead the Missouri Valley and rank 25th nationally.

RIVERS MAKES HIS RETURN TO THE MOUND

Sycamore redshirt senior Weston Rivers made his return the mound at No. 10 Indiana (4/10) for the first time since 2016. The southpaw was cleared following an injury in which he had been rehabbing for much of the season. A knuckleballer, Rivers went 2.1 innings in a scheduled staff start against the Hoosiers, allowing just a run to the third-best hitting team in the nation. Indiana State got all they could ask out of Weston Rivers at Purdue (4/18) who toed the mound for just the second time this season. He went five and two-third innings -- just one out shy of tying a career long outing that came back in 2016 against Illinois. Rivers allowed just one hit which came in the first inning on a one-out double. He went on to retire 16 of the next 17 batters he faced to finish his day, including nine-straight prior to his exit from the game.

SECOND IN PROGRAM HISTORY

Sycamore head coach Mitch Hannahs moved into sole possession of second place in program history Friday (4/13) after securing his 141st career victory during a 5-2 win against Illinois State, passing former ISU head coach Paul Wolf.

GET THE LEAD, AND KEEP IT

Indiana State holds a 16-1 record when leading after eight innings this season thanks in part to the arm of closer Ethan Larrison who leads the team with eight saves. Also, filling in middle relief, Larrison has 38.2 innings on the season, striking out 34 batters in that time while holding opponents to a .219 average against. Fellow bullpen arms Tyler Grauer (2) and Donnie Ames (1) have also accounted for saves this year. As a team, ISU leads the Missouri Valley in saves with 11 on the year. The Sycamores hold a 14-2 record when leading after six and a 15-3 record when leading after seven innings.

BACK TO THE NORM

After a tough start to the season fielding, Indiana State has slowly moved back to where they feel they belong on the defensive side of the ball. The Sycamores struggled with

errors early, recorded multi-error games six times in the first 18 games of the season, including five in the series opener at Austin Peay. In the last 15 games, ISU has recorded just four errors with eight perfect fielding games during the stretch. The Sycamores' .976 fielding percent ranks third in the conference behind Illinois State and Dallas Baptist.

STRONG LAST WEEK

Hayden Jaco is making the most of his time behind the plate following the absence of starting catcher Max Wright. Jaco started four games over the last week, finishing with a .533 batting average on eight hits in 15 at bats. Jaco has driven in four runs, including two runs in the series opener against Illinois State. The junior is sporting a .600 slugging percentage and a .563 on-base percentage during the stretch.

FAST STARTS

Indiana State has been dominant to open games this season, outscoring the opposition 19-9. The Sycamores have outscored opponents in all but two innings this season including a 33-14 advantage in the ninth.

2018 MVC STANDINGS

TEAM	MVC			OVERALL		
Dallas Baptist	5	1	0	23	11	0
Missouri State	5	1	0	22	11	0
Bradley	7	2	0	20	9	0
Southern Illinois	4	5	0	20	17	0
Illinois State	4	5	0	14	19	0
Indiana State	3	6	0	18	14	0
Valparaiso	2	4	0	12	19	0
Evansville	0	6	0	6	24	0

UNIFORM COMBOS

Jersey	Pants	Hat	Record
Blue	Gray	Blue	5-3
Blue	White	Blue	2-2
Black	Gray	Tri-Color	3-1
Black	White	Tri-Color	1-1
Baby Blue	White	Baby Blue	2-1
Gray	Gray	Blue	2-2
White	White	Blue	3-3

SINGLE SEASON HOME RUNS

RANK	PLAYER	YEAR	TOTAL
1.	Boi Rodriguez	1985	20
T2.	Dan Frye	1992	17
T2.	Jason Frome	2001	17
T2.	Dane Giesler	2017	17
T5.	Boi Rodriguez	1986	16
T5.	Andy Ghelfi	1985	16
T5.	Tony Collins	1984	16
6.	Tyler Thompson	1998	15

OUT OF THE BOX

PRESEASON ALL-MVC

Redshirt senior Dane Giesler was tabbed Preseason All-MVC following a breakout season a year ago. The Jasper, Indiana native led the way for the Trees in several offensive categories. He finished with a team high 17 home runs which was fourth-best in the conference and second all-time in school history for single-season homers. Giesler was also fifth in the league with a .593 slugging percentage and seventh in RBIs with 49.

SYCAMORES PICKED THIRD IN PRESEASON POLL

Indiana State was picked to finish third in the Missouri Valley Conference Preseason Poll. Dallas Baptist tallied 63 points and were named the favorites over second-place pick Missouri State (57). The Sycamores collected 42 votes overall followed by Southern Illinois (35), Illinois State (31), Bradley (30), Evansville (18) and MVC newcomer Valparaiso (12).

BROADCASTING INFORMATION

The Missouri Valley Conference announced April 9, 2018 that selected regular-season digital productions plus post-season championship coverage in May will be distributed on ESPN+ -- the first-ever multi-sport, direct-to-consumer subscription streaming service from The Walt Disney Company Direct-to-Consumer and International group in partnership with ESPN. Fans can subscribe to ESPN+ for just \$4.99 per month (or \$49.99 per year) and cancel at any time. Launching on Thursday, April 12, ESPN+ will be an integrated part of a completely redesigned ESPN App. The new ESPN App will be the premier all-in-one digital sports platform for fans and is a showcase of the company's culture of innovation. The Valley, which is in the fourth year of a 10-year national rights-holding agreement with ESPN, will start its programming schedule on ESPN+ on April 13.

FOLLOW THE ACTION

For the latest information on the Sycamore Baseball team, be sure to visit GoSycamores.com. You can also find the team on social media on Facebook (SycamoreBaseball), Twitter (@IndStBaseball) and Instagram (@IndStBaseball).

INTERVIEWS AND CREDENTIALS

Please arrange all credential requests and interviews of student-athletes and coaches through Indiana State Media Relations baseball contact Tim McCaughan. He can be reached by phone at (618) 841-2139 (C), or via e-mail at timothy.mccaughan@indstate.edu.

MVC NOTES

Five in RPI's Top-75

Five league teams continue to rank in the top-75 of the RPI, led by DBU (No. 43), Illinois State (No. 61), Missouri State (No. 64), Indiana State (No. 70) and Bradley (No. 73). Another two teams, Southern Illinois (No. 132) and Valparaiso (No. 165), also rank in the RPI's top-175.

Valley RPI Ranks No. 9

According to the latest RPI update from WarrenNolan.com (April 16), the Missouri Valley Conference ranks No. 9 amongst 31 leagues, moving down two positions from last week. Four of the Power-Five conferences (SEC, Big 12, ACC and Pac-12) hold four of the top five positions, while the American sits fifth and Big Ten sixth.



• Indiana State baseball was picked to finish third in the Missouri Valley Conference Preseason Poll. The Sycamores are coming off a 29-26 season a year ago and a third-place finish in the conference after a 12-9 MVC campaign.

• Dallas Baptist tallied 63 points and were named the favorites over second-place pick Missouri State (57). The Sycamores collected 42 votes overall followed by Southern Illinois (35), Illinois State (31), Bradley (30), Evansville (18) and MVC newcomer Valparaiso (12).

2018 BASEBALL PRESEASON POLL

	Team (1st-Place Votes)	Points
1.	 DBU (7)	63
2.	 Missouri State (1)	57
3.	 Indiana State	42
4.	 Southern Illinois	35
5.	 Illinois State	31
6.	 Bradley	30
7.	 Evansville	18
8.	 Valparaiso	12



MISSOURI VALLEY CONFERENCE WEEKLY AWARDS

	Player of the Week	Pitcher of the Week
Week One	Brendan Bougherty, BU	Luke Eldred, DBU
Week Two	Sam Shaikin, VU	Ethan Larrison, INS
Week Three	Drew Millas, MSU	Brad Harrison, SIU
Week Four	Alex Lyon, SIU	Brad Harris, SIU
Week Five	Jeremy Eierman, MSU	Kody Funderburk, DBU
Week Six	Devin Granberg, DBU	Dylan Coleman, MSU
Week Seven	Devin Granberg, DBU	Connor Sechler, MSU
Week Eight	Drew Milas, MSU	Brad Harrison, SIU
Week Nine	Matt Duce, DBU	Triston Polley, INS
Week Ten		
Week Eleven		
Week Twelve		
Week Thirteen		
Week Fourteen		

NUMERICAL ROSTER

No.	Player	Pos.	B/T	Ht.	Wt.	Yr.	Hometown	Previous School
1	Jordan Schaffer	INF	R/R	5-11	160	R-Fr.	Terre Haute, Ind.	West Vigo HS
2	Jarrod Watkins	INF	L/R	6-0	165	Jr.	Washington, Ill.	Wabash Valley CC
3	Luke Fegen	OF	R/R	5-11	175	Jr.	Waukee, Iowa	Des Moines Area CC
4	Bailey Partlow	C	R/R	5-9	195	Jr.	Westfield, Ind.	Pasco-Hernando State CC
5	Jake Means	INF	R/R	6-2	205	Jr.	Gardner, Kan.	Cowley CC
6	Clay Dungan	INF	L/R	6-0	185	Jr.	Yorktown, Ind.	Yorktown HS
7	Tristan Weaver	LHP	L/L	6-0	190	So.	Auburn, Ill.	Lincoln Land CC
8	Brian Eddy	LHP	R/L	6-4	170	So.	Worcester, Mass.	Worcester Academy
9	Tyler Ward	RHP	R/R	6-0	180	Jr.	Santa Claus, Ind.	Heritage Hills HS
10	Evan Giles	RHP	R/R	6-0	200	Jr.	Franklin, Ind.	Franklin HS
11	Nolan Brimbury	UTL	L/R	5-10	185	R-So.	Peru, Ind.	Peru HS
12	Max Wright	C	L/R	6-3	210	So.	Toronto, Ontario	Lawrence Park HS
13	Hayden Jaco	C	R/R	6-0	200	Jr.	Coquitlam, B.C.	Vernon CC
16	Brandt Nowaskie	OF	L/R	6-1	200	R-So.	Bruceville, Ind.	Vincennes Lincoln HS
17	Roberto Enriquez	OF	L/L	6-2	205	Jr.	Carolina, P.R.	Allen CC
18	Joe Boyle	INF	R/R	5-11	195	R-Jr.	Wheaton, Ill.	North Florida
19	Weston Rivers	LHP	L/L	6-3	235	R-Sr.	Defiance, Ohio	Lincoln Trail CC
20	Hunter Lewis	INF	R/R	6-0	190	Jr.	El Segundo, Calif.	El Camino CC
21	CJ Huntley	OF	R/R	6-3	220	Jr.	Kalamazoo, Mich.	Mattawan HS
22	Dalton Laney	RHP	R/R	6-2	200	R-Fr.	Rockville, Ind.	Rockville HS
23	Dane Tofteland	INF/OF	R/R	6-4	230	R-Jr.	Grande Prairie, Alberta	Holy Trinity HS
24	Dane Giesler	INF	L/R	6-2	230	R-Sr.	Jasper, Ind.	Wabash Valley CC
25	Romero Harris	INF	R/R	5-10	205	Jr.	Navarre, Ohio	Wabash Valley CC
26	Tyler Whitbread	RHP	R/R	6-1	175	Jr.	Camlachie, Ontario	St. Claire HS
28	Triston Polley	LHP	L/L	6-2	190	Jr.	Avon, Ind.	Brownsburg HS
29	Nick Barrett	OF	R/R	5-10	175	Fr.	Terre Haute, Ind.	North Vigo HS
30	Jeremy Guerrero	LHP	L/L	5-11	230	So.	Metamora, Ill.	Metamora HS
32	Collin Liberatore	RHP	R/R	6-4	195	R-So.	Greensburg, Penn.	Pittsburgh
33	Jack Guzek	RHP	R/R	6-4	195	Fr.	Manhattan, Ill.	Brother Rice HS
34	Chris Ayers	OF	L/R	6-2	195	Jr.	Houston, Texas	Westfield HS
35	Jake Ridgway	RHP	R/R	6-0	185	Fr.	New Lenox, Ill.	Brother Rice HS
36	Danny Colon	UTL	R/R	5-10	200	R-Fr.	Wayne, NJ	Wayne Hills HS
37	Tyler Grauer	LHP	L/L	6-5	220	So.	Shawnee, Kan.	Mill Valley HS
38	Ethan Larrison	RHP	R/R	6-2	205	Sr.	Shelbyville, Ind.	Shelbyville HS
40	Donnie Ames	RHP	R/R	6-2	235	R-So.	Terre Haute, Ind.	Olney Central CC

ALPHABETICAL ROSTER

No.	Player	Pos.
40	Ames, Donnie	RHP
34	Ayers, Chris	OF
29	Barrett, Nick	OF
18	Boyle, Joe	INF
11	Brimbury, Nolan	INF
36	Colon, Danny	UTL
6	Dungan, Clay	INF
8	Eddy, Brian	LHP
17	Enriquez, Roberto	OF
3	Fegen, Luke	OF
24	Giesler, Dane	INF
10	Giles, Evan	RHP
37	Grauer, Tyler	LHP
30	Guerrero, Jeremy	LHP
33	Guzek, Jack	RHP
25	Harris, Romero	INF
21	Huntley, CJ	OF
13	Jaco, Hayden	C
22	Laney, Dalton	RHP
38	Larrison, Ethan	RHP
20	Lewis, Hunter	INF
32	Liberatore, Collin	RHP
5	Means, Jake	INF
16	Nowaskie, Brandt	OF
4	Partlow, Bailey	C
28	Polley, Triston	LHP
35	Ridgway, Jake	RHP
19	Rivers, Weston	LHP
1	Schaffer, Jordan	INF
23	Tofteland, Dane	INF
9	Ward, Tyler	RHP
2	Watkins, Jarrod	INF
7	Weaver, Tristan	LHP
26	Whitbread, Tyler	RHP
12	Wright, Max	C

COACHING STAFF

Mitch Hannahs	Head Coach (5th Season)
Brian Smiley	Associate Head Coach (3rd Base)
Jordan Tiegs	Assistant Coach/Pitching Coach
Brad Vanderglas	Volunteer Assistant Coach (1st Base)
Katelyn Zweigle	Athletic Trainer

PRONUNCIATIONS

Brian Eddy	Eddie
Danny Colon	Ka-lone
Clay Dungan	DUN-gun
Dane Giesler	Geese-ler
Tyler Grauer	Graw-er
Jeremy Guerrero	Jeremy Gu-rer-oh
Luke Fegen	Fay-gun
Hayden Jaco	Jay-ko
Colin Liberatore	Lyber-atore
Brandt Nowaskie	No-wa-ski
Jordan Schaffer	Shay-fer
Dane Tofteland	Tof-land
Tyler Whitbread	Wit-bread
Jordan Tiegs	Teegs
Brad Vanderglas	Van-der-glas



OVERALL STATISTICS



2018 Sycamore Baseball

Overall Statistics for Indiana State (as of Apr 18, 2018)

(All games Sorted by Batting avg)



Record: 18-14 Home: 6-6 Away: 11-7 Neutral: 1-1 MVC: 3-6

Player	avg	gp-gs	ab	r	h	2b	3b	hr	rbi	tb	slg%	bb	hp	so	gdp	ob%	sf	sh	sb-att	po	a	e	fld%
Hayden Jaco	.400	10-6	25	4	10	2	0	0	6	12	.480	3	0	3	0	.448	1	0	0-0	50	10	1	.984
Jarrod Watkins	.318	32-32	129	21	41	10	1	0	10	53	.411	21	1	13	3	.414	1	5	4-5	54	95	5	.968
Luke Fegen	.289	32-26	97	18	28	5	0	1	14	36	.371	12	9	16	1	.412	1	3	2-4	78	4	0	1.000
Dane Giesler	.286	30-29	105	19	30	6	0	6	18	54	.514	22	6	32	2	.433	1	1	2-2	277	17	3	.990
Cj Huntley	.271	29-22	96	16	26	6	1	2	16	40	.417	11	0	15	1	.343	1	1	1-2	41	0	0	1.000
Chris Ayers	.270	14-9	37	8	10	3	1	2	6	21	.568	2	3	13	0	.357	0	0	0-0	9	1	0	1.000
Max Wright	.270	26-26	89	13	24	1	0	1	13	28	.315	10	2	22	1	.356	0	3	3-5	177	16	1	.995
Hunter Lewis	.267	12-3	15	6	4	0	0	1	3	7	.467	3	2	6	0	.450	0	0	0-0	0	2	0	1.000
Romero Harris	.266	16-16	64	16	17	4	1	5	22	38	.594	3	6	17	2	.342	3	0	0-0	0	0	0	.000
Jake Means	.254	32-32	114	21	29	7	1	6	19	56	.491	9	5	29	1	.333	1	0	1-3	21	67	5	.946
Roberto Enriquez	.242	31-28	91	18	22	2	1	1	14	29	.319	10	16	14	3	.403	2	2	0-0	49	3	0	1.000
Clay Dungan	.237	32-32	135	17	32	5	0	1	16	40	.296	11	2	25	3	.300	2	1	7-8	44	88	7	.950
Brandt Nowaskie	.211	13-6	19	5	4	0	1	0	1	6	.316	5	2	5	0	.423	0	1	2-2	3	0	0	1.000
Dane Tofteland	.198	24-20	81	13	16	3	1	2	15	27	.333	8	3	20	0	.290	1	1	5-5	45	2	1	.979
Jordan Schaffer	.167	10-0	12	3	2	1	0	0	3	3	.250	0	0	3	0	.167	0	0	0-0	0	0	0	.000

Nolan Brimbury	.000	2-0	2	0	0	0	0	0	0	0	.000	0	0	0	0	.000	0	0	0-0	0	0	1	.000
Danny Colon	.000	1-0	1	0	0	0	0	0	0	0	.000	0	0	0	0	.000	0	0	0-0	0	0	0	.000
Bailey Partlow	.000	2-0	1	0	0	0	0	0	1	0	.000	2	0	1	0	.500	1	0	0-0	1	0	0	1.000
Tyler Ward	.000	1-1	0	0	0	0	0	0	0	0	.000	0	0	0	0	.000	0	0	0-0	2	8	0	1.000
Ethan Larrison	.000	1-0	0	0	0	0	0	0	0	0	.000	0	0	0	0	.000	0	0	0-0	2	5	1	.875
Totals	.265	32	1113	198	295	55	8	28	177	450	.404	132	57	234	17	.368	15	18	27-36	859	352	30	.976
Opponents	.251	32	1075	150	270	54	4	23	141	401	.373	123	26	232	16	.340	10	16	11-21	863	289	41	.966

LOB - Team (274), Opp (242). DPs turned - Team (23), Opp (20). CI - Team (1), H Jaco 1. IBB - Team (5), D Giesler 3, R Enriquez 1, C Dungan 1, Opp (4). Picked off - R Enriquez 1, J Watkins 1, D Giesler 1, C Dungan 1.

(All games Sorted by Earned run avg)

Player	era	w-l	app	gs	cg	sho	sv	ip	h	r	er	bb	so	2b	3b	hr	b/avg	wp	hp	bks	sfa	sha
Triston Polley	2.44	5-1	9	9	0	0/1	0	59.0	41	18	16	23	39	4	1	1	.201	4	5	1	2	4
Ethan Larrison	2.56	1-3	15	0	0	0/1	8	38.2	32	13	11	16	34	6	0	3	.219	7	2	0	2	2
Tyler Ward	4.25	5-3	8	8	1	0/0	0	55.0	55	27	26	11	47	11	1	1	.262	6	7	0	1	2
Dalton Laney	4.97	0-2	6	0	0	0/0	0	12.2	8	12	7	14	11	1	0	2	.182	3	2	0	0	1
Donnie Ames	5.02	2-1	13	1	0	0/0	1	28.2	35	19	16	6	19	8	0	3	.287	1	4	0	0	1
Tristan Weaver	6.12	2-2	7	7	0	0/0	0	32.1	35	24	22	16	23	6	0	5	.285	2	4	0	1	1
Tyler Whitbread	7.00	2-2	11	4	0	0/0	0	18.0	22	14	14	13	23	7	1	2	.310	1	2	0	0	2

Weston Rivers	1.12	1-0	2	2	0	0/0	0	8.0	4	1	1	3	3	1	0	0	.143	2	0	0	0	0
Tyler Grauer	2.45	0-0	10	0	0	0/0	2	7.1	9	2	2	4	6	0	0	1	.321	1	0	0	1	1
Jeremy Guerrero	2.63	0-0	8	1	0	0/0	0	13.2	9	7	4	4	11	4	0	1	.191	0	0	1	1	1
Brian Eddy	4.50	0-0	2	0	0	0/0	0	2.0	1	1	1	4	3	0	0	0	.167	0	0	0	0	0
Jake Ridgway	9.82	0-0	8	0	0	0/0	0	11.0	19	12	12	9	13	6	1	4	.413	3	0	0	2	1
Totals	4.15	18-14	32	32	1	1/1	11	286.1	270	150	132	123	232	54	4	23	.251	30	26	2	10	16
Opponents	5.35	14-18	32	32	1	0/0	4	287.2	295	198	171	132	234	55	8	28	.265	41	57	3	15	18

PB - Team (6), M Wright 4, H Jaco 2, Opp (3). Pickoffs - Team (8), T Polley 2, T Weaver 2, T Whitbread 1, D Laney 1, B Eddy 1, G Guerrero 1, Opp (4). SBA/ATT - M Wright (7-13), T Polley (2-6), H Jaco (4-5), T Ward (2-4), T Weaver (1-3), D Ames



MISSOURI VALLEY CONFERENCE STATISTICS


2018 Sycamore Baseball
Conference statistics for Indiana State (as of Apr 15, 2018)
(MVC games only Sorted by Batting avg)



Record: 3-6 Home: 2-4 Away: 1-2 MVC: 3-6

Player	avg	gp-gs	ab	r	h	2b	3b	hr	rbi	tb	slg%	bb	hp	so	gdp	ob%	sf	sh	sb-att	po	a	e	fld%
Hayden Jacob	.500	4-3	14	3	7	2	0	0	3	9	.643	1	0	1	0	.533	0	0	0-0	19	7	0	1.000
Jake Means	.333	9-9	33	10	11	3	1	3	8	25	.758	2	2	5	0	.395	1	0	0-1	7	23	1	.968
Chris Ayers	.292	8-5	24	6	7	3	1	2	5	18	.750	1	2	10	0	.370	0	0	0-0	6	0	0	1.000
Luke Fegen	.286	9-9	28	5	8	0	0	0	5	8	.286	6	4	4	0	.474	0	0	1-2	30	2	0	1.000
Dane Tofteland	.286	4-2	7	2	2	0	1	0	1	4	.571	3	0	1	0	.500	0	0	0-0	0	0	0	.000
Max Wright	.267	6-6	15	2	4	1	0	0	0	5	.333	3	2	3	0	.450	0	1	3-3	35	3	0	1.000
Dane Giesler	.257	9-9	35	6	9	1	0	3	6	19	.543	3	2	13	0	.350	0	1	1-1	84	2	1	.989
Cj Huntley	.216	9-8	37	2	8	1	1	0	8	11	.297	1	0	7	1	.231	1	0	0-0	23	0	0	1.000
Jarrold Watkins	.194	9-9	36	2	7	0	0	0	2	7	.194	6	0	6	1	.310	0	1	2-2	15	23	0	1.000
Brandt Nowaskie	.182	5-4	11	3	2	0	0	0	1	2	.182	2	1	3	0	.357	0	1	2-2	2	0	0	1.000
Clay Dungan	.167	9-9	42	1	7	1	0	0	0	8	.190	1	0	7	0	.186	0	1	2-2	11	17	1	.966
Roberto Enriquez	.143	8-6	21	3	3	0	0	0	2	3	.143	3	2	2	1	.308	0	1	0-0	10	0	0	1.000

Hunter Lewis	.200	3-1	5	0	1	0	0	0	0	1	.200	0	0	2	0	.200	0	0	0-0	0	0	0	.000
Tyler Ward	.000	1-1	0	0	0	0	0	0	0	0	.000	0	0	0	0	.000	0	0	0-0	0	2	0	1.000
Totals	.247	9	308	45	76	12	4	8	41	120	.390	32	15	64	3	.345	2	6	11-13	243	86	3	.991
Opponents	.242	9	298	44	72	15	2	4	44	103	.346	29	9	58	4	.323	5	3	2-4	243	82	10	.970

LOB - Team (75), Opp (57). DPs turned - Team (7), Opp (3).

(MVC games only Sorted by Earned run avg)

Player	era	w-l	app	gs	cg	sho	sv	ip	h	r	er	bb	so	2b	3b	hr	b/avg	wp	hp	bk	sfa	sha
Tyler Ward	4.15	1-2	3	3	1	0/0	0	21.2	20	10	10	5	18	3	1	0	.250	0	3	0	0	1
Ethan Larrison	4.38	0-2	4	0	0	0/0	1	12.1	13	6	6	4	9	3	0	0	.271	3	2	0	1	1
Donnie Ames	11.00	1-1	3	1	0	0/0	0	9.0	15	11	11	3	5	4	0	2	.366	1	1	0	0	0

Tyler Whitbread	0.00	0-0	1	0	0	0/0	0	2.1	1	0	0	0	2	1	0	0	.125	0	0	0	0	0
Jeremy Guerrero	0.00	0-0	2	0	0	0/0	0	2.0	0	0	0	0	1	0	0	0	.000	0	0	0	1	0
Jake Ridgway	0.00	0-0	1	0	0	0/0	0	0.2	2	0	0	0	0	1	0	0	.667	0	0	0	0	0
Triston Polley	2.66	1-0	3	3	0	0/0	0	20.1	11	7	6	7	12	1	1	1	.159	1	1	0	2	0
Tyler Grauer	4.50	0-0	4	0	0	0/0	1	2.0	1	1	1	2	0	0	0	0	.167	0	0	0	1	0
Tristan Weaver	6.75	0-1	2	2	0	0/0	0	8.0	8	6	6	4	10	1	0	1	.258	0	2	0	0	0
Dalton Laney	10.12	0-0	2	0	0	0/0	0	2.2	1	3	3	4	1	1	0	0	.143	0	0	0	0	1
Totals	4.78	3-6	9	9	1	0/0	2	81.0	72	44	43	29	58	15	2	4	.242	5	9	0	5	3
Opponents	4.78	6-3	9	9	0	0/0	1	81.0	76	45	43	32	64	12	4	8	.247	7	15	0	2	6

PB - Team (2), H Jacob 1, M Wright 1. SBA/ATT - M Wright (2-3), H Jacob (0-1), T Polley (0-1), T Weaver (1-1), D Laney (0-1), T Ward (1-1).



SEASON/CAREER STATISTICS



2018 Sycamore Baseball
Individual Season/Career Summary for Indiana State (as of Apr 18, 2018)
(All games Sorted by Batting avg)



Record: 18-14 Home: 6-6 Away: 11-7 Neutral: 1-1 MVC: 3-6

Player	SEASON													CAREER												
	Avg	G-GS	AB	R	H	2B	3B	HR	RBI	BB	Hbp	SO	Sb-Att	Avg	G-GS	AB	R	H	2B	3B	HR	RBI	BB	Hbp	SO	Sb-Att
Hayden Jacob	.400	10-6	25	4	10	2	0	0	6	3	0	3	0-0	.400	10-6	25	4	10	2	0	0	6	3	0	3	0-0
Jarrod Watkins	.318	32-32	129	21	41	10	1	0	10	21	1	13	4-5	.318	32-32	129	21	41	10	1	0	10	21	1	13	4-5
Luke Fegen	.289	32-26	97	18	28	5	0	1	14	12	9	16	2-4	.289	32-26	97	18	28	5	0	1	14	12	9	16	2-4
Dane Giesler	.286	30-29	105	19	30	6	0	6	18	22	6	32	2-2	.278	137-127	479	77	133	21	1	24	93	66	20	127	2-3
Cj Huntley	.271	29-22	96	16	26	6	1	2	16	11	0	15	1-2	.271	29-22	96	16	26	6	1	2	16	11	0	15	1-2
Chris Ayers	.270	14-9	37	8	10	3	1	2	6	2	3	13	0-0	.261	80-58	230	40	60	17	2	7	30	24	7	72	3-3
Max Wright	.270	26-26	89	13	24	1	0	1	13	10	2	22	3-5	.255	38-30	106	14	27	1	0	1	13	11	3	28	3-5
Hunter Lewis	.267	12-3	15	6	4	0	0	1	3	3	2	6	0-0	.267	12-3	15	6	4	0	0	1	3	3	2	6	0-0
Romero Harris	.266	16-16	64	16	17	4	1	5	22	3	6	17	0-0	.266	16-16	64	16	17	4	1	5	22	3	6	17	0-0
Jake Means	.254	32-32	114	21	29	7	1	6	19	9	5	29	1-3	.254	32-32	114	21	29	7	1	6	19	9	5	29	1-3
Roberto Enriquez	.242	31-28	91	18	22	2	1	1	14	10	16	14	0-0	.242	31-28	91	18	22	2	1	1	14	10	16	14	0-0
Clay Dungan	.237	32-32	135	17	32	5	0	1	16	11	2	25	7-8	.264	132-123	497	71	131	27	5	11	84	47	6	88	9-18
Brandt Nowaskie	.211	13-6	19	5	4	0	1	0	1	5	2	5	2-2	.283	37-15	60	11	17	2	2	0	6	10	2	15	4-4
Dane Toffeland	.198	24-20	81	13	16	3	1	2	15	8	3	20	5-5	.244	75-58	213	45	52	11	2	8	41	30	7	56	8-11
Jordan Schaffer	.167	10-0	12	3	2	1	0	0	3	0	0	3	0-0	.167	10-0	12	3	2	1	0	0	3	0	0	3	0-0
Nolan Brimbury	.000	2-0	2	0	0	0	0	0	0	0	0	0	0-0	.000	7-0	4	0	0	0	0	0	0	0	0	0	0-0
Danny Colon	.000	1-0	1	0	0	0	0	0	0	0	0	0	0-0	.000	1-0	1	0	0	0	0	0	0	0	0	0	0-0
Bailey Partlow	.000	2-0	1	0	0	0	0	0	1	2	0	1	0-0	.000	2-0	1	0	0	0	0	0	1	2	0	1	0-0
Tyler Ward	.000	1-1	0	0	0	0	0	0	0	0	0	0	0-0	.000	3-3	0	0	0	0	0	0	0	0	0	0	0-0
Ethan Larrison	.000	1-0	0	0	0	0	0	0	0	0	0	0	0-0	.000	1-0	0	0	0	0	0	0	0	0	0	0	0-0
Totals	.265	32-32	1113	198	295	55	8	28	177	132	57	234	27-36													
Opponents	.251	32-32	1075	150	270	54	4	23	141	123	26	232	11-21													

(All games Sorted by Earned run avg)

Player	SEASON													CAREER												
	ERA	W-L	App	GS	CG	Sho	Sv	IP	H	R	ER	BB	SO	ERA	W-L	App	GS	CG	Sho	Sv	IP	H	R	ER	BB	SO
Triston Polley	2.44	5-1	9	9	0	0	0	59.0	41	18	16	23	39	3.93	8-3	39	12	0	0	1	94.0	71	48	41	45	86
Ethan Larrison	2.56	1-3	15	0	0	0	8	38.2	32	13	11	16	34	3.87	9-10	74	6	0	0	9	162.2	141	80	70	70	125
Tyler Ward	4.25	5-3	8	8	1	0	0	55.0	55	27	26	11	47	4.06	15-13	40	33	2	0	1	219.2	231	106	99	39	145
Dalton Laney	4.97	0-2	6	0	0	0	0	12.2	8	12	7	14	11	4.97	0-2	6	0	0	0	0	12.2	8	12	7	14	11
Donnie Ames	5.02	2-1	13	1	0	0	1	28.2	35	19	16	6	19	5.02	2-1	13	1	0	0	1	28.2	35	19	16	6	19
Tristan Weaver	6.12	2-2	7	7	0	0	0	32.1	35	24	22	16	23	6.12	2-2	7	7	0	0	0	32.1	35	24	22	16	23
Tyler Whitbread	7.00	2-2	11	4	0	0	0	18.0	22	14	14	13	23	6.49	4-3	28	4	0	0	0	34.2	41	27	25	23	36
Weston Rivers	1.12	1-0	2	2	0	0	0	8.0	4	1	1	3	3	3.67	4-1	15	11	0	0	0	49.0	43	21	20	23	24
Tyler Grauer	2.45	0-0	10	0	0	0	2	7.1	9	2	2	4	6	6.43	1-1	19	2	0	0	2	21.0	29	15	15	9	21
Jeremy Guerrero	2.63	0-0	8	1	0	0	0	13.2	9	7	4	4	11	2.45	0-0	9	1	0	0	0	14.2	9	7	4	4	12
Brian Eddy	4.50	0-0	2	0	0	0	0	2.0	1	1	1	4	3	15.00	0-0	5	0	0	0	0	3.0	3	5	5	9	3
Jake Ridgway	9.82	0-0	8	0	0	0	0	11.0	19	12	12	9	13	9.82	0-0	8	0	0	0	0	11.0	19	12	12	9	13
Totals	4.15	18-14	32	32	1	1	11	286.1	270	150	132	123	232													
Opponents	5.35	14-18	32	32	1	0	4	287.2	295	198	171	132	234													

2018 RESULTS

Game Date	Opponent	Score	R-H-E / R-H-E	Inns	Overall	MVC	Pitcher of Rec.	Attend	Time
Feb 16, 2018	at UNLV	4-5 L	4-10-0 / 5-12-1	(10)	0-1-0	0-0-0	T Whitbread (L 0-1)	1256	3:19
Feb 17, 2018	vs Loyola Marymount	W 8-2	8-10-3 / 2-7-1	9	1-1-0	0-0-0	T Polley (W 1-0)	306	3:02
Feb 18, 2018	vs Oregon	5-8 L	5-8-0 / 8-12-3	9	1-2-0	0-0-0	D Laney (L 0-1)	306	3:20
Feb 19, 2018	at UNLV	W 4-2	4-9-1 / 2-7-2	9	2-2-0	0-0-0	T Ward (W 1-0)	416	2:44
Feb 23, 2018	at Lipscomb	W 17-3	17-14-1 / 3-5-2	9	3-2-0	0-0-0	T Weaver (W 1-0)	347	3:47
Feb 24, 2018	at Middle Tennessee	W 21-4	21-17-2 / 4-11-1	9	4-2-0	0-0-0	T Polley (W 2-0)	489	2:35
Feb 25, 2018	at Belmont	W 7-4	7-11-1 / 4-11-2	(10)	5-2-0	0-0-0	E Larrison (W 1-0)	168	3:23
Feb 28, 2018	at #12 Vanderbilt	5-8 L	5-5-1 / 8-9-1	9	5-3-0	0-0-0	T Ward (L 1-1)	2427	2:50
Mar 02, 2018	at Austin Peay	8-15 L	8-8-5 / 15-10-1	9	5-4-0	0-0-0	T Weaver (L 1-1)	265	3:25
Mar 03, 2018	at Austin Peay	7-8 L	7-11-0 / 8-8-2	9	5-5-0	0-0-0	T Polley (L 2-1)	284	3:09
Mar 04, 2018	at Austin Peay	W 11-5	11-16-0 / 5-10-2	9	6-5-0	0-0-0	D Ames (W 1-0)	271	3:22
Mar 10, 2018	WESTERN ILLINOIS	W 5-4	5-8-1 / 4-13-2	9	7-5-0	0-0-0	T Ward (W 2-1)	430	2:34
Mar 11, 2018	WESTERN ILLINOIS	W 2-0	2-4-0 / 0-7-0	9	8-5-0	0-0-0	T Polley (W 3-1)	147	2:12
Mar 16, 2018	at The Citadel	W 10-3	10-14-1 / 3-7-2	9	9-5-0	0-0-0	T Ward (W 3-1)	196	2:41
Mar 17, 2018	at The Citadel	W 7-3	7-10-0 / 3-6-1	9	10-5-0	0-0-0	T Polley (W 4-1)	209	2:51
Mar 18, 2018	at The Citadel	W 5-2	5-11-2 / 2-8-0	9	11-5-0	0-0-0	T Weaver (W 2-1)	232	2:38
Mar 20, 2018	at Eastern Illinois	W 10-8	10-12-2 / 8-10-2	9	12-5-0	0-0-0	T Whitbread (W 1-1)	62	3:32
Mar 23, 2018	XAVIER-1	W 6-4	6-10-3 / 4-6-1	9	13-5-0	0-0-0	T Ward (W 4-1)	362	2:53
Mar 23, 2018	XAVIER-2	W 4-3	4-6-1 / 3-10-0	9	14-5-0	0-0-0	T Whitbread (W 2-1)	362	2:45
Mar 28, 2018	#11 INDIANA	3-5 L	3-9-0 / 5-10-3	9	14-6-0	0-0-0	T Whitbread (L 2-2)	1187	3:14
* Mar 30, 2018	MISSOURI STATE-1	3-4 L	3-5-0 / 4-7-1	9	14-7-0	0-1-0	T Ward (L 4-2)	367	2:31
* Mar 30, 2018	MISSOURI STATE-2	4-5 L	4-4-1 / 5-8-1	(11)	14-8-0	0-2-0	E Larrison (L 0-1)	367	3:42
* Mar 31, 2018	MISSOURI STATE	W 6-4	6-10-0 / 4-5-4	9	15-8-0	1-2-0	D Ames (W 2-0)	278	2:39
* Apr 06, 2018	at Bradley	3-6 L	3-6-0 / 6-8-2	9	15-9-0	1-3-0	T Ward (L 4-3)	179	2:25
* Apr 07, 2018	at Bradley	W 9-3	9-10-2 / 3-5-1	9	16-9-0	2-3-0	T Polley (W 5-1)	236	2:46
* Apr 08, 2018	at Bradley	6-7 L	6-9-0 / 7-11-1	9	16-10-0	2-4-0	E Larrison (L 1-2)	174	3:00
Apr 10, 2018	at #10 Indiana	1-6 L	1-4-0 / 6-9-0	9	16-11-0	2-4-0	D Laney (L 0-2)	1250	2:36
* Apr 13, 2018	ILLINOIS STATE	W 5-2	5-13-0 / 2-8-0	9	17-11-0	3-4-0	T Ward (W 5-3)	432	2:36
* Apr 14, 2018	ILLINOIS STATE	7-8 L	7-12-0 / 8-9-0	9	17-12-0	3-5-0	D Ames (L 2-1)	265	3:05
* Apr 15, 2018	ILLINOIS STATE	2-5 L	2-7-0 / 5-11-0	9	17-13-0	3-6-0	T Weaver (L 2-2)	276	2:46
Apr 17, 2018	PURDUE	1-3 L	1-3-2 / 3-6-1	(10)	17-14-0	3-6-0	E Larrison (L 1-3)	436	3:16
Apr 18, 2018	at Purdue	W 2-1	2-9-1 / 1-4-1	9	18-14-0	3-6-0	W Rivers (W 1-0)	824	2:38

* = Conference () extra inning game * Missouri Valley Conference game

2018 RECORD WHEN...

Win-loss summary:

Total	18-14
Conference	3-6
Non-Conf.....	15-8
Home	6-6
Away	11-7
Neutral	1-1
Day.....	16-12
Night.....	2-2
vs Left	2-7
vs Right	16-7
1-Run games.....	3-6
2-Run games.....	5-2
5+Run games	6-2
Extra innings	1-3
Shutouts	1-0
Scoring 0-2 runs	2-3
Scoring 3-5 runs	5-7
Scoring 6-9 runs	6-4
Scoring 10+ runs	5-0
Opponent 0-2 runs	6-0
Opponent 3-5 runs	11-6
Opponent 6-9 runs	1-7
Opponent 10+ runs	0-1
Scored in 1st inning.....	6-3
Opp. scores in 1st inning	2-4
Scores first.....	13-4
Opp. scores first.....	5-10
After 6 leading	14-2
After 6 trailing.....	3-8
After 6 tied	1-4
After 7 leading	15-3
After 7 trailing.....	2-9
After 7 tied	1-2
After 8 leading	16-1
After 8 trailing.....	2-10
After 8 tied	0-3
Hit 0 home runs	9-8
Hit 1 home run	5-3
Hit 2+ home runs	4-3
Opponent 0 home runs	12-5
Opponent 1 home run.....	5-4
Opponent 2+ HRs	1-5
Made 0 errors.....	5-10
Made 1 error	7-2
Made 2+ errors.....	6-2
Opp. made 0 errors.....	4-3
Opp. made 1 error	6-7
Opp. made 2+ errors.....	8-4
Out-hit opponent.....	14-2
Out-hit by opponent	3-12
Hits are tied.....	1-0

MULTIPLE HIT GAMES

Player	2	3	4	5+	Tot
Jarrold Watkins	7	4	-	-	11
Clay Dungan	6	1	-	1	8
Dane Giesler	7	1	-	-	8
Jake Means	5	2	-	-	7
Cj Huntley	5	2	-	-	7
Max Wright	6	-	-	-	6
Roberto Enriquez	3	2	-	-	5
Luke Fegen	3	-	2	-	5
Romero Harris	4	-	-	-	4
Hayden Jaco	2	1	-	-	3
Chris Ayers	2	1	-	-	3
Dane Tofteland	3	-	-	-	3
Brandt Nowaskie	1	-	-	-	1
TEAM	54	14	2	1	71

HIT STREAKS

Player	Longest	Current
Jarrold Watkins	14	5
Max Wright	8	3
Clay Dungan	7	1
Dane Tofteland	7	-
Cj Huntley	7	1
Luke Fegen	6	-
Hayden Jaco	5	1
Chris Ayers	5	-
Jake Means	5	5
Dane Giesler	5	5
Romero Harris	4	4
Roberto Enriquez	3	1
Hunter Lewis	2	-
Brandt Nowaskie	2	-
Jordan Schaffer	1	-

INDIVIDUAL GAME HIGHS

BATTING

At bats:	6	(6 times)
Runs scored:	4	Jarrold Watkins at Middle Tennessee (Feb 24, 2018)
Hits:	5	Clay Dungan at Austin Peay (Mar 04, 2018)
RBIs:	6	Dane Tofteland at Lipscomb (Feb 23, 2018)
Doubles:	3	Jarrold Watkins at The Citadel (Mar 18, 2018)
Triples:	1	(8 times)
Home runs:	2	Romero Harris at Lipscomb (Feb 23, 2018)
	2	Dane Giesler at Vanderbilt (Feb 28, 2018)
	2	Jake Means at Austin Peay (Mar 04, 2018)
Total bases:	8	Romero Harris at Lipscomb (Feb 23, 2018)
	8	Dane Giesler at Vanderbilt (Feb 28, 2018)
	8	Jake Means at Austin Peay (Mar 04, 2018)
Walks:	3	(4 times)
Strikeouts:	4	Dane Giesler at Bradley (Apr 08, 2018)
Sac hits:	1	(17 times)
Sac flies:	1	(14 times)
Stolen bases:	2	Clay Dungan at Austin Peay (Mar 04, 2018)
	2	Max Wright at Bradley (Apr 07, 2018)
Hit by pitch:	2	Dane Tofteland at Austin Peay (Mar 04, 2018)
	2	Roberto Enriquez at The Citadel (Mar 16, 2018)
Caught stealing:	1	(7 times)
Runners LOB:	5	(4 times)

MULTIPLE RBI GAMES

Player	2	3	4	5+	Total
Romero Harris	2	3	1	-	6
Jake Means	5	1	-	-	6
Max Wright	4	1	-	-	5
Clay Dungan	3	2	-	-	5
Dane Giesler	3	1	-	-	4
Luke Fegen	3	1	-	-	4
Roberto Enriquez	1	1	1	-	3
Cj Huntley	2	-	1	-	3
Dane Tofteland	-	1	-	1	2
Hayden Jaco	1	-	-	-	1
Hunter Lewis	-	1	-	-	1
Chris Ayers	1	-	-	-	1
Jarrold Watkins	1	-	-	-	1
Jordan Schaffer	1	-	-	-	1
TEAM	27	12	3	1	43

REACHED BASE STREAKS

Player	Longest	Current
Jarrold Watkins	22	7
Romero Harris	16	16
Max Wright	13	13
Dane Giesler	12	5
Luke Fegen	12	12
Jake Means	8	8
Clay Dungan	8	1
Roberto Enriquez	7	5
Dane Tofteland	7	-
Cj Huntley	7	1
Chris Ayers	7	-
Hayden Jaco	5	1
Brandt Nowaskie	4	1
Bailey Partlow	2	2
Hunter Lewis	2	-
Jordan Schaffer	1	-

FIELDING

Putouts:	16	Dane Giesler at UNLV (Feb 16, 2018)
	16	Dane Giesler at Belmont (Feb 25, 2018)
Assists:	8	Jarrold Watkins at UNLV (Feb 16, 2018)
	8	Clay Dungan at Belmont (Feb 25, 2018)
Errors:	3	Jarrold Watkins at Austin Peay (Mar 02, 2018)
Passed balls:	1	(4 times)

PITCHING

Innings pitched:	9.0	Tyler Ward vs Missouri State (Mar 30, 2018)
Runs allowed:	9	Tristan Weaver at Austin Peay (Mar 02, 2018)
Earned runs:	9	Tristan Weaver at Austin Peay (Mar 02, 2018)
Walks allowed:	6	Tristan Weaver at Lipscomb (Feb 23, 2018)
	6	Triston Polley at Austin Peay (Mar 03, 2018)
Strikeouts:	10	Tyler Ward vs Missouri State (Mar 30, 2018)
Hits allowed:	12	Tyler Ward vs Western Illinois (Mar 10, 2018)
Doubles allowed:	4	Tyler Ward at Vanderbilt (Feb 28, 2018)
Triples allowed:	1	Tyler Whitbread at UNLV (Feb 16, 2018)
	1	Triston Polley vs Missouri State (Mar 30, 2018)
Homers allowed:	2	Dalton Laney vs Oregon (Feb 18, 2018 at Las Vegas, Nev.)
	2	Tristan Weaver at Austin Peay (Mar 02, 2018)
	2	Jake Ridgway at Eastern Illinois (Mar 20, 2018)
Wild pitches:	3	Tyler Ward at The Citadel (Mar 16, 2018)
Hit batters:	2	(4 times)

TEAM GAME HIGHS

BATTING

At bats:	42	at Austin Peay (Mar 04, 2018)
Runs scored:	21	at Middle Tennessee (Feb 24, 2018)
Hits:	17	at Middle Tennessee (Feb 24, 2018)
RBIs:	20	at Middle Tennessee (Feb 24, 2018)
Doubles:	6	at Austin Peay (Mar 02, 2018)
Triples:	2	at Bradley (Apr 06, 2018)
Home runs:	4	at Middle Tennessee (Feb 24, 2018)
Total bases:	30	at Middle Tennessee (Feb 24, 2018)
	30	at Austin Peay (Mar 04, 2018)
Walks:	14	at Lipscomb (Feb 23, 2018)
	14	at Middle Tennessee (Feb 24, 2018)
Strikeouts:	12	vs Loyola Marymount (Feb 17, 2018 at Las Vegas, Nev.)
	12	vs Missouri State (Mar 30, 2018)
Sac hits:	2	at Belmont (Feb 25, 2018)
	2	at The Citadel (Mar 16, 2018)
	2	vs Missouri State (Mar 30, 2018)
Sac flies:	2	at Middle Tennessee (Feb 24, 2018)
	2	at The Citadel (Mar 16, 2018)
Stolen bases:	4	at Bradley (Apr 07, 2018)
	4	at Bradley (Apr 08, 2018)
Hit by pitch:	5	at Austin Peay (Mar 04, 2018)
Caught stealing:	1	(7 times)
Runners LOB:	15	at Lipscomb (Feb 23, 2018)
Hit into DP:	2	(7 times)

FIELDING

Putouts:	33	vs Missouri State (Mar 30, 2018)
Assists:	18	at Belmont (Feb 25, 2018)
Errors:	5	at Austin Peay (Mar 02, 2018)
Passed balls:	1	(4 times)
DPs turned:	2	(4 times)

PITCHING

Innings pitched:	11.0	vs Missouri State (Mar 30, 2018)
Runs allowed:	15	at Austin Peay (Mar 02, 2018)
Earned runs:	9	at Austin Peay (Mar 02, 2018)
Walks allowed:	10	at Austin Peay (Mar 03, 2018)
Strikeouts:	16	at Eastern Illinois (Mar 20, 2018)
Hits allowed:	13	vs Western Illinois (Mar 10, 2018)
Doubles allowed:	4	at Belmont (Feb 25, 2018)
	4	at Vanderbilt (Feb 28, 2018)
	4	at Bradley (Apr 08, 2018)
Triples allowed:	1	at UNLV (Feb 16, 2018)
	1	vs Missouri State (Mar 30, 2018)
Homers allowed:	4	vs Oregon (Feb 18, 2018 at Las Vegas, Nev.)
Wild pitches:	3	at The Citadel (Mar 16, 2018)
Hit batters:	3	at Austin Peay (Mar 02, 2018)

SCORE BY INNINGS

	1	2	3	4	5	6	7	8	9	Ex	Total
Indiana State	19	28	14	21	20	24	18	17	33	4	198
Opponents	9	16	9	20	12	25	18	22	14	5	150

WHEN THE SYCAMORES SCORE

Runs	0	1	2	3	4	5	6	7	8	9	10+
W-L	0-0	0-2	2-1	0-3	2-2	3-2	2-1	2-2	1-1	1-0	5-0

WHEN OPPONENT SCORES

Runs	0	1	2	3	4	5	6	7	8	9	10+
W-L	1-0	1-0	4-0	5-1	5-1	1-4	0-2	0-1	1-4	0-0	0-1

WHEN LEADING AFTER

Inn.	1	2	3	4	5	6	7	8
W-L	6-3	13-3	12-4	12-5	14-4	14-2	15-3	16-1

WHEN TRAILING AFTER

Inn.	1	2	3	4	5	6	7	8
W-L	1-3	1-5	3-4	4-5	3-6	3-8	2-9	2-10

WHEN TIED AFTER

Inn.	1	2	3	4	5	6	7	8
W-L	11-8	4-6	3-6	2-4	1-4	1-4	1-2	0-3

DIBaseball.com TOP 25

Rk	School	Record	Prev.
1	Florida	32-6	1
2	Stanford	27-5	2
3	Arkansas	27-10	3
4	NC State	28-7	4
5	Texas Tech	29-8	6
6	Kentucky	25-11	8
7	Oregon State	26-6	9
8	Indiana	26-6	10
9	Duke	30-7	14
10	Vanderbilt	22-14	15
11	Ole Miss	29-8	5
12	East Carolina	26-9	7
13	UCLA	22-9	17
14	Southern Miss	24-11	13
15	North Carolina	24-12	21
16	Texas A&M	27-9	22
17	Clemson	26-10	11
18	Florida State	24-12	12
19	LSU	24-13	23
20	Coastal Carolina	26-12	24
21	Texas	24-14	NR
22	Oklahoma	26-13	16
23	Georgia	25-11	18
24	Connecticut	19-11-1	NR
25	Minnesota	23-10	NR

USA TODAY COACHES POLL

Rk	School	Record	Prev.
1	Florida (30)	32-6	1
2	Stanford (1)	27-5	2
3	Arkansas	27-10	3
4	North Carolina State	28-7	6
5	Texas Tech	29-8	4
6	Oregon State	26-6	7
7	Mississippi	29-8	4
8	Duke	30-7	12
9	Kentucky	25-11	11
10	Indiana	26-6	13
11	East Carolina	26-9	9
12	Vanderbilt	22-14	16
13	UCLA	22-9	14
14	Texas A&M	27-9	19
15	Clemson	26-10	8
16	Southern Mississippi	24-11	15
17	North Carolina	24-12	22
18	Florida State	24-12	10
19	Georgia	25-11	18
20	Oklahoma	26-13	17
21	Louisiana State	24-13	24
22	Coastal Carolina	26-12	21
23	Texas	24-14	NR
24	Wichita State	24-9	20
25	Auburn	25-12	23

BASEBALL AMERICA

Rk	School	Record	Prev.
1	Florida	32-6	1
2	NC State	28-7	2
3	Stanford	27-5	3
4	Arkansas	27-10	4
5	Texas Tech	29-8	6
6	Vanderbilt	22-14	14
7	Mississippi	29-8	5
8	Duke	30-7	10
9	Kentucky	25-11	13
10	Oregon State	26-6	11
11	East Carolina	26-9	8
12	Indiana	26-6	16
13	Southern Mississippi	24-11	12
14	Clemson	26-10	7
15	UCLA	22-9	18
16	Coastal Carolina	26-12	17
17	Florida State	24-12	9
18	LSU	24-13	19
19	North Carolina	24-12	20
20	Texas	24-14	24
21	Oklahoma	26-13	15
22	Texas A&M	27-9	22
23	Dallas Baptist	23-10	25
24	Georgia	25-11	21
25	Illinois	23-8	NR

NCBWA

Rk	School	Record	Prev.
1	Florida	32-6	1
2	Stanford	27-5	3
3	Arkansas	27-10	2
4	Texas Tech	29-8	4
5	N.C. State	28-7	6
6	Oregon State	26-6	7
7	Kentucky	25-11	9
8	Ole Miss	29-8	5
9	Duke	30-7	13
10	Indiana	26-6	12
11	Vanderbilt	22-14	16
12	UCLA	22-9	15
13	East Carolina	26-9	11
14	Texas A&M	27-9	19
15	Southern Miss	24-11	14
16	Clemson	26-10	8
17	Florida State	24-12	10
18	North Carolina	24-12	23
19	LSU	24-13	22
20	Coastal Carolina	26-12	21
21	Oklahoma	26-13	18
22	Georgia	25-11	17
23	Texas	24-14	NR
24	Wichita State	24-9	20
25	Florida Atlantic	26-9	NR

GAME BY GAME: BATTING ORDER

DATE	OPPONENT	1	2	3	4	5	6	7	8	9	Result	Order Record
Feb. 16	at UNLV	Watkins	Tofteland	Giesler	Dungan	Enriquez	Huntley	Ayers	Wright	Means	L, 5-4 (10)	0-1
Feb. 17	vs. Loyola Marymount	Watkins	Tofteland	Dungan	Huntley	Giesler	Enriquez	Harris	Wright	Means	W, 8-2	1-0
Feb. 18	vs. Oregon	Watkins	Tofteland	Dungan	Giesler	Harris	Enriquez	Means	Wright	Fegen	L, 8-5	0-1
Feb. 19	at UNLV	Watkins	Tofteland	Dungan	Giesler	Huntley	Enriquez	Harris	Wright	Means	W, 4-2	1-0
Feb. 23	at Lipscomb	Dungan	Huntley	Giesler	Tofteland	Watkins	Enriquez	Harris	Wright	Means	W, 17-3	1-0
Feb. 24	at Middle Tennessee	Dungan	Watkins	Giesler	Harris	Enriquez	Tofteland	Nowaskie	Wright	Means	W, 21-4	1-0
Feb. 25	at Belmont	Dungan	Watkins	Giesler	Tofteland	Enriquez	Harris	Huntley	Wright	Means	W, 7-4 (10)	1-0
Feb. 28	at No. 12 Vanderbilt	Dungan	Watkins	Tofteland	Giesler	Harris	Enriquez	Means	Wright	Fegen	L, 8-5	0-1
Mar. 2	at Austin Peay	Tofteland	Watkins	Giesler	Harris	Enriquez	Fegen	Dungan	Means	Wright	L, 15-8	0-1
Mar. 3	at Austin Peay	Dungan	Watkins	Tofteland	Giesler	Harris	Fegen	Enriquez	Means	Wright	L, 8-7	0-1
Mar. 4	at Austin Peay	Watkins	Fegen	Giesler	Dungan	Harris	Enriquez	Tofteland	Wright	Means	W, 11-5	1-0
Mar. 10	vs. Western Illinois	Watkins	Fegen	Giesler	Dungan	Enriquez	Harris	Wright	Tofteland	Means	W, 5-4	1-0
Mar. 11	vs. Western Illinois	Watkins	Fegen	Dungan	Giesler	Enriquez	Harris	Wright	Tofteland	Means	W, 2-0	1-0
Mar. 16	at The Citadel	Watkins	Fegen	Dungan	Tofteland	Enriquez	Harris	Huntley	Wright	Means	W, 10-3	2-0
Mar. 17	at The Citadel	Watkins	Fegen	Dungan	Tofteland	Enriquez	Harris	Huntley	Wright	Means	W, 7-3	3-0
Mar. 18	at The Citadel	Watkins	Fegen	Dungan	Tofteland	Enriquez	Harris	Huntley	Wright	Means	W, 5-2	4-0
Mar. 20	at Eastern Illinois	Watkins	Fegen	Dungan	Tofteland	Enriquez	Harris	Huntley	Wright	Means	W, 10-6	5-0
Mar. 23	vs. Xavier	Watkins	Fegen	Dungan	Giesler	Enriquez	Ayers	Huntley	Wright	Means	W, 6-4	1-0
Mar. 23	vs. Xavier	Watkins	Fegen	Dungan	Giesler	Ayers	Huntley	Enriquez	Wright	Means	W, 4-3	1-0
Mar. 28	vs. No. 11 Indiana	Watkins	Fegen	Giesler	Huntley	Dungan	Lewis	Tofteland	Tofteland	Means	L, 5-3	0-1
Mar. 30	vs. Missouri State	Watkins	Fegen	Dungan	Giesler	Enriquez	Huntley	Nowaskie	Wright	Means	L, 4-3	0-1
Mar. 30	vs. Missouri State	Watkins	Fegen	Dungan	Giesler	Wright	Lewis	Enriquez	Means	Nowaskie	L, 5-4 (11)	0-1
Mar. 31	vs. Missouri State	Watkins	Means	Dungan	Giesler	Ayers	Huntley	Enriquez	Wright	Fegen	W, 6-4	1-0
Apr. 6	at Bradley	Watkins	Means	Giesler	Huntley	Dungan	Tofteland	Enriquez	Fegen	Wright	L, 6-3	0-1
Apr. 7	at Bradley	Dungan	Giesler	Watkins	Ayers	Fegen	Means	Wright	Huntley	Nowaskie	W, 9-3	1-0
Apr. 8	at Bradley	Dungan	Giesler	Watkins	Huntley	Ayers	Fegen	Means	Wright	Nowaskie	L, 7-6	0-1
Apr. 10	at No. 10 Indiana	Dungan	Huntley	Watkins	Means	Giesler	Fegen	Tofteland	Enriquez	Jaco	L, 6-1	0-1
Apr. 13	vs. Illinois State	Dungan	Watkins	Huntley	Tofteland	Giesler	Means	Fegen	Enriquez	Jaco	W, 5-2	1-0
Apr. 14	vs. Illinois State	Dungan	Watkins	Huntley	Ayers	Giesler	Jaco	Enriquez	Means	Fegen	L, 8-7	0-1
Apr. 15	vs. Illinois State	Watkins	Fegen	Huntley	Ayers	Means	Jaco	Giesler	Ward	Dungan	L, 5-2	0-1
Apr. 17	vs. Purdue	Nowaskie	Watkins	Ayers	Giesler	Jaco	Fegen	Dungan	Means	Enriquez	L, 3-1 (10)	0-1
Apr. 18	at Purdue	Watkins	Fegen	Giesler	Means	Dungan	Huntley	Lewis	Jaco	Enriquez	W, 2-1	1-0

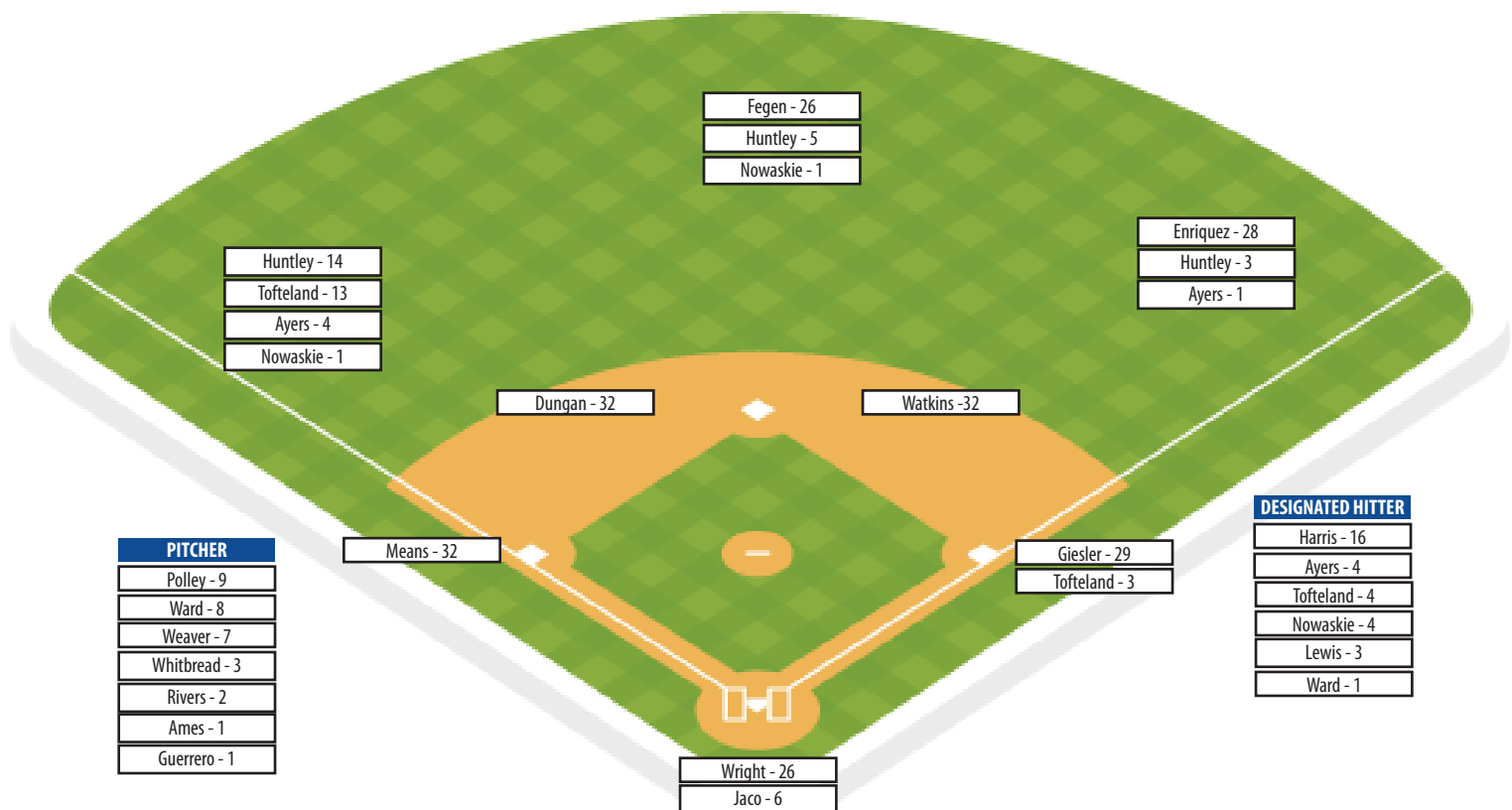
GAME BY GAME: POSITIONS

DATE	OPPONENT	C	1B	2B	3B	SS	LF	CF	RF	DH	Result	Lineup Record
Feb. 16	at UNLV	Wright	Giesler	Watkins	Means	Dungan	Ayers	Huntley	Enriquez	Tofteland	L, 5-4 (10)	0-1
Feb. 17	vs. Loyola Marymount	Wright	Giesler	Watkins	Means	Dungan	Tofteland	Huntley	Enriquez	Harris	W, 8-2	1-0
Feb. 18	vs. Oregon	Wright	Giesler	Watkins	Means	Dungan	Tofteland	Fegen	Enriquez	Harris	L, 8-5	0-1
Feb. 19	at UNLV	Wright	Giesler	Watkins	Means	Dungan	Tofteland	Huntley	Enriquez	Harris	W, 4-2	1-0
Feb. 23	at Lipscomb	Wright	Giesler	Watkins	Means	Dungan	Tofteland	Huntley	Enriquez	Harris	W, 17-3	2-0
Feb. 24	at Middle Tennessee	Wright	Giesler	Watkins	Means	Dungan	Tofteland	Nowaskie	Enriquez	Harris	W, 21-4	1-0
Feb. 25	at Belmont	Wright	Giesler	Watkins	Means	Dungan	Tofteland	Huntley	Enriquez	Harris	W, 7-4 (10)	3-0
Mar. 2	at No. 12 Vanderbilt	Wright	Giesler	Watkins	Means	Dungan	Tofteland	Fegen	Enriquez	Harris	L, 8-5	0-2
Mar. 2	at Austin Peay	Wright	Giesler	Watkins	Means	Dungan	Tofteland	Fegen	Enriquez	Harris	L, 15-8	0-3
Mar. 3	at Austin Peay	Wright	Giesler	Watkins	Means	Dungan	Tofteland	Fegen	Enriquez	Harris	L, 8-7	0-4
Mar. 4	at Austin Peay	Wright	Giesler	Watkins	Means	Dungan	Tofteland	Fegen	Enriquez	Harris	W, 11-5	1-4
Mar. 10	vs. Western Illinois	Wright	Giesler	Watkins	Means	Dungan	Tofteland	Fegen	Enriquez	Harris	W, 5-4	2-4
Mar. 11	vs. Western Illinois	Wright	Giesler	Watkins	Means	Dungan	Tofteland	Fegen	Enriquez	Harris	W, 2-0	3-4
Mar. 16	at The Citadel	Wright	Tofteland	Watkins	Means	Dungan	Huntley	Fegen	Enriquez	Harris	W, 10-3	1-0
Mar. 17	at The Citadel	Wright	Tofteland	Watkins	Means	Dungan	Huntley	Fegen	Enriquez	Harris	W, 7-3	2-0
Mar. 18	at The Citadel	Wright	Tofteland	Watkins	Means	Dungan	Huntley	Fegen	Enriquez	Harris	W, 5-2	3-0
Mar. 20	at Eastern Illinois	Wright	Tofteland	Watkins	Means	Dungan	Huntley	Fegen	Enriquez	Harris	W, 10-6	4-0
Mar. 23	vs. Xavier	Wright	Tofteland	Watkins	Means	Dungan	Huntley	Fegen	Enriquez	Ayers	W, 6-4	1-0
Mar. 23	vs. Xavier	Wright	Tofteland	Watkins	Means	Dungan	Huntley	Fegen	Enriquez	Ayers	W, 4-3	2-0
Mar. 28	vs. No. 11 Indiana	Wright	Giesler	Watkins	Means	Dungan	Tofteland	Fegen	Huntley	Lewis	L, 5-3	0-1
Mar. 30	vs. Missouri State	Wright	Giesler	Watkins	Means	Dungan	Huntley	Fegen	Enriquez	Nowaskie	L, 4-3	0-1
Mar. 30	vs. Missouri State	Wright	Giesler	Watkins	Means	Dungan	Nowaskie	Fegen	Enriquez	Lewis	L, 5-4 (11)	0-1
Mar. 31	vs. Missouri State	Wright	Giesler	Watkins	Means	Dungan	Huntley	Fegen	Enriquez	Ayers	W, 6-4	2-0
Apr. 6	at Bradley	Wright	Giesler	Watkins	Means	Dungan	Huntley	Fegen	Enriquez	Tofteland	L, 6-3	2-1
Apr. 7	at Bradley	Wright	Giesler	Watkins	Means	Dungan	Ayers	Fegen	Huntley	Nowaskie	W, 9-3	1-0
Apr. 8	at Bradley	Wright	Giesler	Watkins	Means	Dungan	Huntley	Fegen	Ayers	Nowaskie	L, 7-6	0-1
Apr. 10	at No. 10 Indiana	Jaco	Giesler	Watkins	Means	Dungan	Huntley	Fegen	Enriquez	Tofteland	L, 6-1	0-1
Apr. 13	vs. Illinois State	Jaco	Giesler	Watkins	Means	Dungan	Huntley	Fegen	Enriquez	Tofteland	W, 5-2	1-1
Apr. 14	vs. Illinois State	Jaco	Giesler	Watkins	Means	Dungan	Nowaskie	Fegen	Enriquez	Ayers	L, 8-7	0-1
Apr. 15	vs. Illinois State	Jaco	Giesler	Watkins	Means	Dungan	Ayers	Fegen	Huntley	Ward	L, 5-2	0-1
Apr. 17	vs. Purdue	Jaco	Giesler	Watkins	Means	Dungan	Ayers	Fegen	Enriquez	Nowaskie	L, 3-1 (10)	0-1
Apr. 18	at Purdue	Jaco	Giesler	Watkins	Means	Dungan	Huntley	Fegen	Enriquez	Lewis	W, 2-1	1-0

STARTERS SUMMARY

Player	GS	Position											Batting Order								
		P	C	1B	2B	3B	SS	LF	CF	RF	OF	DH	1st	2nd	3rd	4th	5th	6th	7th	8th	9th
Jarrold Watkins	32	.	.	.	32	20	8	3	.	1
Jake Means	32	32	2	.	2	1	2	3	5	17
Clay Dungan	32	32	10	.	13	3	3	.	2	.	1
Dane Giesler	29	.	.	29	2	10	12	4	.	1	.	.
Roberto Enriquez	28	28	12	6	6	2	2
Max Wright	26	.	26	1	.	3	19	3
Luke Fegen	26	26	14	.	.	1	5	1	1	4
Cj Huntley	22	14	5	3	.	.	.	2	3	4	1	5	6	1	.
Dane Tofteland	20	.	.	3	.	.	.	13	.	.	.	4	1	4	2	6	.	2	3	2	.
Romero Harris	16	16	.	.	.	2	4	7	3	.	.
Chris Ayers	9	4	.	1	.	4	.	.	1	3	3	1	1	.	.
Triston Polley	9	9
Tyler Ward	9	8	1	1	.
Tristan Weaver	7	7
Hayden Jaco	6	.	6	1	2	.	1	2
Brandt Nowaskie	6	1	1	.	.	4	1	2	.	3
Tyler Whitbread	4	4
Hunter Lewis	3	3	2	1	.	.
Weston Rivers	2	2
Donnie Ames	1	1
Jeremy Guerrero	1	1

STARTERS BY POSITION



2018 SYCAMORE LEADERS

**2018 Sycamore Baseball
Batting Leaders for Indiana State (as of Apr 18, 2018)
(All games)**


Hitting minimums - 1 Games 5 AB 0.3 AB/Game 10 TPA 0.3 TPA/Game
Pitching minimums - 1 Games 1 IP 2 Decisions 0.3 IP/Game

Batting avg		Slugging pct		On base pct	
1. Hayden Jaco	.400	1. Romero Harris	.594	1. Hunter Lewis	.450
2. Jarrod Watkins	.318	2. Chris Ayers	.568	2. Hayden Jaco	.448
3. Luke Fegen	.289	3. Dane Giesler	.514	3. Dane Giesler	.433
4. Dane Giesler	.286	4. Jake Means	.491	4. Brandt Nowaskie	.423
5. Cj Huntley	.271	5. Hayden Jaco	.480	5. Jarrod Watkins	.414
Runs scored		Hits		Runs batted in	
1. Jake Means	21	1. Jarrod Watkins	41	1. Romero Harris	22
Jarrod Watkins	21	2. Clay Dungan	32	2. Jake Means	19
3. Dane Giesler	19	3. Dane Giesler	30	3. Dane Giesler	18
4. Luke Fegen	18	4. Jake Means	29	4. Clay Dungan	16
Roberto Enriquez	18	5. Luke Fegen	28	Cj Huntley	16
Doubles		Triples		Home runs	
1. Jarrod Watkins	10	1. 8 tied at.....	1	1. Jake Means	6
2. Jake Means	7			Dane Giesler	6
3. Dane Giesler	6			3. Romero Harris	5
Cj Huntley	6			4. 3 tied at.....	2
5. 2 tied at.	5				
Total bases		Walks		Hit by pitch	
1. Jake Means	56	1. Dane Giesler	22	1. Roberto Enriquez	16
2. Dane Giesler	54	2. Jarrod Watkins	21	2. Luke Fegen	9
3. Jarrod Watkins	53	3. Luke Fegen	12	3. Dane Giesler	6
4. Cj Huntley	40	4. Clay Dungan	11	Romero Harris	6
Clay Dungan	40	Cj Huntley	11	5. Jake Means	5
Sac bunts		Sac flies		Stolen bases	
1. Jarrod Watkins	5	1. Romero Harris	3	1. Clay Dungan	7
2. Max Wright	3	2. Roberto Enriquez	2	2. Dane Tofteland	5
Luke Fegen	3	Clay Dungan	2	3. Jarrod Watkins	4
4. Roberto Enriquez	2	4. 8 tied at.....	1	4. Max Wright	3
5. 5 tied at.	1			5. 3 tied at...	2
Caught stealing		Steal attempts		Stolen base pct	
1. Jake Means	2	1. Clay Dungan	8	1. Dane Giesler	1.000
Max Wright	2	2. Dane Tofteland	5	Dane Tofteland	1.000
Luke Fegen	2	Max Wright	5	Brandt Nowaskie	1.000
4. 3 tied at.	1	Jarrod Watkins	5	4. Clay Dungan	.875
		5. Luke Fegen	4	5. Jarrod Watkins	.800
Strikeouts		Grounded into DP		Total plate appearances	
1. Dane Giesler	32	1. Roberto Enriquez	3	1. Jarrod Watkins	157
2. Jake Means	29	Jarrod Watkins	3	2. Clay Dungan	151
3. Clay Dungan	25	Clay Dungan	3	3. Dane Giesler	135
4. Max Wright	22	4. Dane Giesler	2	4. Jake Means	129
5. Dane Tofteland	20	Romero Harris	2	5. Luke Fegen	122
At bats		Games played		Game starts	
1. Clay Dungan	135	1. Luke Fegen	32	1. Clay Dungan	32
2. Jarrod Watkins	129	Clay Dungan	32	Jarrod Watkins	32
3. Jake Means	114	Jake Means	32	Jake Means	32
4. Dane Giesler	105	Jarrod Watkins	32	4. Dane Giesler	29
5. Luke Fegen	97	5. Roberto Enriquez	31	5. Roberto Enriquez	28
Games as sub					
1. Jordan Schaffer	10				
2. Hunter Lewis	9				
3. Brandt Nowaskie	7				
Cj Huntley	7				
5. Luke Fegen	6				



2018 SYCAMORE LEADERS



2018 Sycamore Baseball Pitching Leaders for Indiana State (as of Apr 18, 2018) (All games)



Hitting minimums - 1 Games 5 AB 0.3 AB/Game 10 TPA 0.3 TPA/Game
Pitching minimums - 1 Games 1 IP 2 Decisions 0.3 IP/Game

Earned run avg 1. Triston Polley 2.44 2. Ethan Larrison 2.56 3. Tyler Ward 4.25 4. Dalton Laney 4.97 5. Donnie Ames 5.02	Opposing bat avg 1. Dalton Laney .182 2. Triston Polley .201 3. Ethan Larrison .219 4. Tyler Ward .262 5. Tristan Weaver .285	Won-loss pct 1. Triston Polley .833 2. Donnie Ames .667 3. Tyler Ward .625 4. Tristan Weaver .500 Tyler Whitbread .500
Wins 1. Triston Polley 5 Tyler Ward 5 3. Donnie Ames 2 Tristan Weaver 2 Tyler Whitbread 2	Losses 1. Ethan Larrison 3 Tyler Ward 3 3. Tristan Weaver 2 Dalton Laney 2 Tyler Whitbread 2	Saves 1. Ethan Larrison 8 2. Tyler Grauer 2 3. Donnie Ames 1
Innings pitched 1. Triston Polley 59.0 2. Tyler Ward 55.0 3. Ethan Larrison 38.2 4. Tristan Weaver 32.1 5. Donnie Ames 28.2	Batters struck out 1. Tyler Ward 47 2. Triston Polley 39 3. Ethan Larrison 34 4. Tristan Weaver 23 Tyler Whitbread 23	Appearances 1. Ethan Larrison 15 2. Donnie Ames 13 3. Tyler Whitbread 11 4. Tyler Grauer 10 5. Triston Polley 9
Games started 1. Triston Polley 9 2. Tyler Ward 8 3. Tristan Weaver 7 4. Tyler Whitbread 4 5. Weston Rivers 2	Games finished 1. Ethan Larrison 13 2. Tyler Grauer 4 3. 4 tied at.. 3	Games in relief 1. Ethan Larrison 15 2. Donnie Ames 12 3. Tyler Grauer 10 4. Jake Ridgway 8 5. 2 tied at..... 7
Wild pitches 1. Ethan Larrison 7 2. Tyler Ward 6 3. Triston Polley 4 4. Dalton Laney 3 Jake Ridgway 3	Balks 1. Triston Polley 1 Jeremy Guerrero 1	Hit batters 1. Tyler Ward 7 2. Triston Polley 5 3. Tristan Weaver 4 Donnie Ames 4 5. 3 tied at..... 2
Intentional BB allowed 1. Ethan Larrison 3 2. Jake Ridgway 1	Runners picked off 1. Triston Polley 2 Tristan Weaver 2 3. 4 tied at..... 1	Batters SO out looking 1. Tyler Ward 16 2. Donnie Ames 9 Ethan Larrison 9 4. Tyler Whitbread 8 5. 2 tied at..... 7
Sac bunts allowed 1. Triston Polley 4 2. Ethan Larrison 2 Tyler Ward 2 Tyler Whitbread 2 5. 6 tied at..... 1	Sac flies allowed 1. Triston Polley 2 Jake Ridgway 2 Ethan Larrison 2 4. 4 tied at..... 1	Hits allowed 1. Dalton Laney 8 2. Tyler Whitbread 22 3. Ethan Larrison 32 4. Tristan Weaver 35 Donnie Ames 35
Runs allowed 1. Dalton Laney 12 2. Ethan Larrison 13 3. Tyler Whitbread 14 4. Triston Polley 18 5. Donnie Ames 19	Earned runs allowed 1. Dalton Laney 7 2. Ethan Larrison 11 3. Tyler Whitbread 14 4. Triston Polley 16 Donnie Ames 16	Walks allowed 1. Donnie Ames 6 2. Tyler Ward 11 3. Tyler Whitbread 13 4. Dalton Laney 14 5. Tristan Weaver 16
Doubles allowed 1. Dalton Laney 1 2. Triston Polley 4 3. Tristan Weaver 6 Ethan Larrison 6 5. Tyler Whitbread 7	Triples allowed 1. Dalton Laney 0 Donnie Ames 0 Ethan Larrison 0 Tristan Weaver 0 5. Tyler Whitbread 1	Home runs allowed 1. Triston Polley 1 Tyler Ward 1 3. Tyler Whitbread 2 Dalton Laney 2 5. Donnie Ames 3



2018 SYCAMORE LEADERS


**2018 Sycamore Baseball
Fielding Leaders for Indiana State (as of Apr 18, 2018)
(All games)**



Hitting minimums - 1 Games
Pitching minimums - 1 Games 1 IP 2 Decisions 0.3 IP/Game

Fielding pct		Chances		Putouts	
1. Luke Fegen	1.000	1. Dane Giesler	297	1. Dane Giesler	277
Roberto Enriquez	1.000	2. Max Wright	194	2. Max Wright	177
Cj Huntley	1.000	3. Jarrod Watkins	154	3. Luke Fegen	78
Chris Ayers	1.000	4. Clay Dungan	139	4. Jarrod Watkins	54
Tyler Ward	1.000	5. Jake Means	93	5. Hayden Jaco	50
Assists		Errors		Fielding double plays	
1. Jarrod Watkins	95	1. Clay Dungan	7	1. Dane Giesler	19
2. Clay Dungan	88	2. Jake Means	5	2. Jarrod Watkins	17
3. Jake Means	67	Jarrod Watkins	5	3. Clay Dungan	14
4. Dane Giesler	17	4. Dane Giesler	3	4. Jake Means	5
5. Max Wright	16	5. Tyler Grauer	2	5. 3 tied at..	1
Stolen bases against		Caught stealing by		Steal attempts against	
1. Max Wright	7	1. Max Wright	6	1. Max Wright	13
2. Hayden Jaco	4	2. Triston Polley	4	2. Triston Polley	6
3. Triston Polley	2	3. Dalton Laney	2	3. Hayden Jaco	5
Donnie Ames	2	Tyler Ward	2	4. Tyler Ward	4
Tyler Ward	2	Tristan Weaver	2	5. Tristan Weaver	3
Passed balls		Catchers interference			
1. Max Wright	4	1. Hayden Jaco	1		
2. Hayden Jaco	2				



RADIO/TELEVISION ROSTER



Jordan Shaffer
INF, R/R
RFr., 5-11, 160



Jarrod Watkins
INF, L/R
Jr., 6-0, 165



Luke Fegen
OF, R/R
Jr., 5-11, 175



Bailey Partlow
C, R/R
Jr., 5-9, 195



Jake Means
INF, R/R
Jr., 6-2, 205



Clay Dungan
INF, L/R
Jr., 6-0, 185



Tristan Weaver
LHP, L/L
So., 6-0, 190



Brian Eddy
LHP, R/L
So., 6-4, 170



Tyler Ward
RHP, R/R
Jr., 6-0, 180



Evan Giles
RHP, R/R
Jr., 6-0, 200



Nolan Brimbury
UTIL, L/R
RSo., 5-10, 185



Max Wright
C, L/R
So., 6-3, 210



Hayden Jaco
C, R/R
Jr., 6-0, 200



Brandt Nowaskie
OF, L/R
RSo., 6-1, 200



Roberto Enriquez
OF, L/L
Jr., 6-2, 205



Joe Boyle
INF, R/R
RJr., 5-11, 195



Weston Rivers
LHP, L/L
R-Sr., 6-3, 235



Hunter Lewis
INF, R/R
Jr., 6-0, 190



CJ Huntley
OF, R/R
Jr., 6-3, 220



Dalton Laney
RHP, R/R
RFr., 6-2, 200

RADIO/TELEVISION ROSTER



Dane Tofteland
INF/OF, R/R
RJr., 6-4, 230



Dane Giesler
INF, L/R
RSr., 6-2, 230



Romero Harris
INF, R/R
Jr., 5-10, 205



Tyler Whitbread
RHP, R/R
Jr., 6-1, 175



Triston Polley
LHP, L/L
Jr., 6-2, 205



Nick Barrett
OF, R/R
Fr., 5-10, 175



Jeremy Guerrero
LHP, L/L
So., 5-11, 230



Collin Liberatore
RHP, R/R
RSo., 6-4, 195



Jack Guzek
RHP, R/R
Fr., 6-4, 195



Chris Ayers
OF, L/R
Jr., 6-2, 195



Jake Ridgway
RHP, R/R
Fr., 6-0, 195



Danny Colon
UTIL, R/R
RFr., 5-10, 200



Tyler Grauer
LHP, L/L
So., 6-5, 220



Ethan Larrison
RHP, R/R
Sr., 6-2, 205



Donnie Ames
RHP, R/R
RSo., 6-2, 235



Mitch Hannahs
Head Coach



Brian Smiley
Associate Head Coach



Jordan Tiegs
Assistant Coach/
Pitching Coach



Brad Vanderglas
Volunteer Assistant



Katelyn Zweigle
Athletic Trainer