



# 2011 INDIANA STATE FOOTBALL

**2011 YEARBOOK**

# ALWAYS GLORIOUS ON GAMEDAY



## GENERAL INFORMATION

**Location:**.....Terre Haute, IN 47809  
**Founded:**.....1865  
**Enrollment:**.....11,494  
**Nickname:**.....Sycamores  
**Colors:**.....Royal Blue & White  
**Facility:**.....Memorial Stadium (Field Turf, 12,764)  
**President:**.....Dr. Daniel J. Bradley  
**Director of Athletics:**.....Ron Prettyman

## TEAM INFORMATION

**2010 Overall Record:**.....6-5  
**2009 Missouri Valley Football Conference Record/Finish:**.....4-4/T3rd  
**Offense:**.....Multiple  
**Defense:**.....3-4  
**Lettermen Returning/Lost:**.....54/18  
**Starters Returning/Lost:**.....19/5  
**Offense:**.....7/4  
**Defense:**.....10/1  
**Specialty:**.....2/0

## FOOTBALL STAFF

**Head Football Coach:**.....Trent Miles (Indiana State, '87)  
**Record at ISU:**.....7-27 (Fourth Season)  
**Overall Record:**.....7-27 (Fourth Season)  
**Asst. Head Coach/DL:**.....Shannon Jackson (Indiana State, '00)  
**Offensive Coordinator/OL:**.....Harold Etheridge (Western New Mexico, '82)  
**Defensive Coordinator/DB:**.....Jesse Minter (Mt. St. Joseph '05)  
**Recruiting Coordinator/Linebackers:**.....P.J.Volker (Mt. St. Joseph's, '05)  
**Quarterbacks:**.....Dave Telford (Fresno State, '90)  
**Wide Receivers:**.....Turner Pugh (Northern Illinois, '04)  
**Special Teams/Running Backs:**.....Greg Barrett (Indiana State, '95)  
**Outside Linebackers:**.....Danny Sabock (Elmhurst College, '08)  
**Cornerbacks:**.....Ray Smith (Northern Illinois, '05)  
**Offensive Assistant:**.....Pat Burke (Indiana State, '11)  
**Video Coordinator:**.....Clayton Dever (West Virginia, '10)  
**Football Office Phone:**.....(812) 237-4074  
**Director of Football Operations:**.....Stacey Greene  
**Head Equipment Manager:**.....Bob Elson  
**Strength & Conditioning:**.....David McMannus  
**Head Athletic Trainer:**.....Mitch Wasik

## ATHLETICS MEDIA RELATIONS

**Associate Director/Football Contact:**.....Ace Hunt  
**Office Phone:**.....(812) 237-4161  
**Cell Phone:**.....(812) 243-5568  
**E-mail Address:**.....Ace.Hunt@indstate.edu  
**Assistant Director:**.....Kevin Jenison  
**Assistant Director:**.....Danny Pfrank  
**Graduate Assistant:**.....Blaine Kinsey  
**Director Of New Media:**.....Megan McKenna  
**Video Coordinator:**.....Jack Lavey  
**SID Fax:**.....(812) 237-4913  
**Press Box Phone:**.....(812) 237-7656

## MEDIA & RECORD GUIDE CREDITS

The 2011 Indiana State University football media and record guide is a publication of the Indiana State University Athletics Media Relations office, Ace Hunt, Director. Written and edited by Hunt. Cover and page design by Megan McKenna. Assistance provided by McKenna, John Sherman and Danny Pfrank. A "special" thanks to Matt Smith and Jake Doster.

Photography by Campbell, Kara Berchem and McKenna.

All photographs are copyrighted and rights are reserved without the expressed written consent of the ISU Department of Athletics.

## SECTION ONE: INTRODUCTION

Table Of Contents.....	1
Quick Facts/Credits.....	1
Memorial Stadium.....	4

## SECTION TWO: TEAM INFORMATION

Rosters.....	2-3
--------------	-----

## SECTION THREE: THE COACHING STAFF

Head Coach Trent Miles.....	5-8
Shannon Jackson — Assistant Head Coach/DL.....	9-10
Harold Etheridge — Offensive Coordinator/OL.....	10
Jesse Minter — Defensive Coordinator/DB.....	10-11
PJ Volker — Recruiting Coordinator/Linebackers.....	11
Dave Telford — Quarterbacks.....	11-12
Greg Barrett — Special Teams/Running Backs.....	12
Turner Pugh — Wide Receivers.....	12
Ray Smith — Defensive Backs.....	12
Danny Sabock — Outside Linebackers.....	13
Pat Burke — Offensive Assistant.....	13
Clayton Dever — Video Coordinator.....	13
Sycamore Support Staff.....	13-14

## SECTION FOUR: MEET THE SYCAMORES

Veteran Biographical Sketches.....	15-43
Newcomer Biographical Sketches.....	44-50

## SECTION SIX: THE SEASON IN REVIEW

2010 Game-By-Game Recaps and Box Scores.....	51-61
2010 Final Season Statistics.....	62-71
2010 Game-By-Game Statistics.....	72-73

## SECTION SEVEN: OPPONENT INFORMATION

All-Time Scores Versus 2011 Opponents.....	74-75
All-Time Series Records.....	76
All-Time Records Versus 2011 Opponents.....	76
The Missouri Valley Football Conference.....	77-78
All-Time Missouri Valley Football Conference Champions.....	79

## SECTION EIGHT: THE SYCAMORE RECORD BOOK

Sycamore All-Americans.....	80
All-Conference Honorees.....	80
All-Star Game Participants.....	81
Sycamores In The National Football League.....	81
All-Time Letterwinners.....	82-86
Individual Records.....	87-93
Team Game and Season Records.....	94
Sycamore Career Records.....	95
Top Individual Game Performances.....	96-97
300 Tackle Club.....	98
Yearly Team Results.....	99-101

## SECTION NINE: MEDIA RELATIONS

Media Services.....	102-103
Sycamore Football Through The Years.....	104



# ALWAYS GLORIOUS ON GAMEDAY

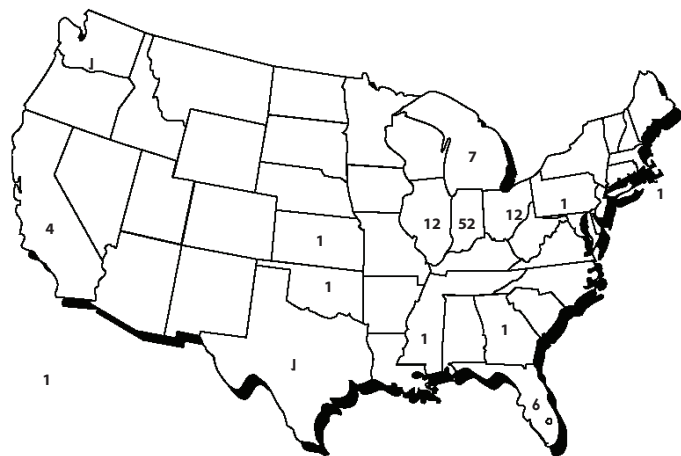
No.	Name	Pos.	Ht.	Wt.	Cl.	Hometown/Previous School	No.	Name	Pos.	Ht.	Wt.	Cl.	Hometown/Previous School
1	Donald Spencer	WR	6-2	205	So.-TR	Ypsilanti, Mich./Michigan State	50	Zakee Bashir	LB	6-1	240	So.-TR	Blacklick, Ohio/Marshall
2	Leonard Riston	WR	5-11	180	So.-1L	Cincinnati, Ohio/Withrow	51	Kendall Walker	LB	6-0	210	Fr.-HS	Cincinnati, Ohio/Moeller
3	Alex Sewall	DB	6-1	210	So.-3L	Western Springs, Ill./Lyons Township	52	Phil Walker	LB	6-2	225	So.-1L	Miami, Fla./Marshall
4	Ronnie Fouch	QB	6-2	215	Sr.-1L	Redlands, Calif./Washington	53	Tyler Stafford	DL	6-3	255	So.-1L	Fortville, Ind./Mount Vernon
5	Calvin Burnett	DB	5-9	160	So.-1L	Orlando, Fla./Hofstra	54	Brady Collins	DE	6-5	230	Fr.-HS	Sunman, Ind./East Central
6	Julian Easterly	DB	6-0	190	Sr.-3L	Detroit, Mich./Cass Tech	55	Connor Underwood	LB	6-3	230	Fr.-HS	Washington, Ill./Washington Community
7	Demory Lawshe	WR	6-1	195	So.-1L	Indianapolis, Ind./Lawrence North	56	Justin Wood	OL	6-4	290	Jr.-2L	Greenwood, Ind./Center Grove
8	Larry Carter	DB	6-0	185	Sr.-3L	Middletown, Ohio/Middletown	57	Zach Lewis	OL	6-1	350	Fr.-HS	Terre Haute, Ind./South Vigo
9	Brock Lough	FB	6-0	230	Sr.-3L	Terre Haute, Ind./South Vigo	57	Jacob Sapp	LB	6-1	195	Fr.-RS	Poseyville, Ind./North Posey
10	John Goodlett	WR	6-0	180	Jr.-1L	Owasso, Okla./Northeastern Oklahoma A&M	58	Josh Keyt	OL	6-1	240	So.-TR	Greencastle, Ind./Indiana
11	Coy Glass	QB	6-2	215	Sr.-1L	Redlands, Calif./Hofstra	59	FN Lutz	OL	6-3	290	Jr.-2L	West Lafayette, Ind./Harrison
12	Chris O'Leary	QB	6-2	210	Fr.-RS	Terre Haute, Ind./North Vigo	60	Garrison McElroy	DL	6-4	285	Fr.-RS	Noblesville, Ind./Hamilton Heights
13	Caleb Watkins	QB	6-3	210	Fr.-RS	Middletown, Ohio/Bowling Green	61	Nathaniel Schuster	OL	6-4	265	Fr.-HS	Terre Haute, Ind./South Vigo
14	Logan Rehner	QB	6-1	170	Fr.-HS	Columbia, City, Ind./Columbia City	62	Evan Borchers	OL	6-2	295	Sr.-3L	Cincinnati, Ohio/Colerain
14	Travis Johnson	DB	6-1	190	Jr.-2L	Marshall, Ill./Marshall	63	Aaron Edwards	DL	6-0	350	Jr.-SQ	Terre Haute, Ind./North Vigo
15	Ryan Roberts	DB	6-4	225	Sr.-3L	West York, Ill./Hutsonville	64	Adam Masters	OL	6-5	300	Fr.-RS	Greencastle, Ind./South Putnam
16	Brian Cleckley	RB	6-0	175	Fr.-HS	Hamilton, Ohio/Hamilton	65	Evan Norris	OL	6-3	280	Fr.-RS	Greenwood, Ind./Roncalli
17	Ednut Egberongbe	WR	6-3	190	Sr.-1L	Queens, N.Y./Hudson Valley JC	66	Corey Bichey	OL	6-0	310	Sr.-3L	Ambridge, Pa./Ambridge
18	Richie Dyer	RB	5-10	185	Fr.-HS	Cincinnati, Ohio/Fork Union Military	67	Evan Goebel	OL	6-3	305	Fr.-HS	Newburgh, Ind./Castle
19	Justin Hilton	WR	6-3	190	Sr.-1L	Kissimmee, Fla./Butte CC	68	Montel Roberts	OL	6-6	295	Fr.-HS	Detroit, Mich./Martin Luther King, Jr.
20	Dillon Painter	DB	6-2	220	Jr.-2L	Fort Wayne, Ind./Snider	69	Paul Patrick	OL	6-7	300	Fr.-RS	Elwell, Mich./Alma
21	CJ Ulysse	DB	5-10	180	So.-1L	Miami, Fla./Cypress Bay	70	Matthew Masengale	OL	6-6	300	Fr.-RS	Indianapolis, Ind./Roncalli
22	Shakir Bell	RB	5-8	185	So.-1L	Indianapolis, Ind./Warren Central	71	Alex Ferguson	OL	6-6	285	Fr.-HS	Urbana, Ill./Tolono Unity
23	Tarris Batiste	DB	6-1	205	Fr.-HS	Irvine, Calif./Cass	72	Casey Paswater	OL	6-4	290	Jr.-2L	Columbus, Ind./North
24	George Cheeseborough	RB	5-7	170	So.-1L	Indianapolis, Ind./Warren Central	73	Mike Smith	OL	6-3	320	Sr.-3L	Mishawaka, Ind./Penn
25	Bryn Schwartz	DB	6-0	195	Fr.-RS	Terre Haute, Ind./South Vigo	74	Nick Rice	OL	6-7	360	Fr.-HS	Greenwood, Ind./Greenwood
26	Donovan Layne	DB	5-11	195	Fr.-HS	Dayton, Ohio/Chaminade-Julienne	75	Odeh Farha	OL	6-5	310	Sr.-2L	Ann Arbor, Mich./Fork Union
27	Luke Harris	RB	5-11	210	So.-1L	Whiteland, Ind./Whiteland	76	Rod Hardy	DL	6-2	295	Sr.-3L	Indianapolis, Ind./Pike
28	Jonny Towalid	DB	5-11	170	Jr.-1L	Indianapolis, Ind./Southport	77	Ben Geffert	OL	6-3	310	Sr.-3L	Griffith, Ind./Griffith
29	Mark Sewall	DB	5-10	185	Fr.-HS	Western Springs, Ill./Lyons Township	78	Evan Estep	OL	6-5	260	Fr.-RS	Mishawaka, Ind./Penn
30	Randy Berryhill, Jr.	DB	5-10	180	Fr.-HS	Chicago, Ill./Mount Carmel	79	Conrard Nicholls	DL	6-5	240	Fr.-HS	Honolulu, Hawaii/Raytown
31	Marcus Lewis	LB	6-1	230	Sr.-3L	Cincinnati, Ohio/Indian Hills	80	Tanner Riley	WR	5-10	175	Jr.-2L	Greenwood, Ind./Center Grove
32	Travis Starks	DB	5-10	180	Fr.-HS	Chicago, Ill./St. Rita of Cascia	81	Theo Bradley	WR	6-3	180	Fr.-HS	Kankakee, Ill./Bishop McNamara
32	Kenny Smith	DB	5-10	175	Jr.-1L	Merrillville, Ind./Merrillville	82	Daniel Gabbard	WR	5-9	180	Fr.-HS	Terre Haute, Ind./North Vigo
33	Taje High	RB	5-8	165	So.-1L	Indianapolis, Ind./Avon	83	DeSean Prentice	WR	6-1	185	Fr.-HS	Mishawaka, Ind./Penn
34	Jacolby Washington	LB	6-1	235	Jr.-2L	Deltona, Fla./Trinity Christian	84	Cory Little	PK	6-0	180	So.-1L	Poseyville, Ind./North Posey
35	Alex Jones	TE	6-3	235	Sr.-3L	Centerville, Ind./Centerville	85	Barry McCarter	WR	6-2	210	Fr.-HS	Gary, Ind./Gary West Side
36	Kamerin Mitchell	DB	6-2	200	So.-1L	Kankakee, Ill./Bishop McNamara	86	Chris Izbicki	TE	6-3	245	Sr.-TR	Kirkland, Wash./Washington
37	Gerrick Ratliff	LB	6-0	210	Fr.-HS	Chicago, Ill./De La Salle Institute	87	Logan Buske	TE	6-3	210	Fr.-HS	Terre Haute, Ind./South Vigo
39	Joe McCormick	RB	5-9	190	Fr.-HS	Washington, Ind./Washington	88	Michael Mardis	TE	6-3	235	Jr.-2L	Terre Haute, Ind./South Vigo
39	Alex Stowers	DB	5-9	155	Fr.-HS	Indianapolis, Ind./North Central	89	Garrick Dikos	TE	6-3	215	So.-1L	Mishawaka, Ind./Penn
40	Keith Deitel	DE	6-3	225	Fr.-RS	Greenwood, Ind./Center Grove	90	Victor Vernon	DL	6-3	230	Fr.-HS	New Lenox, Ill./Providence Catholic
41	Othniel Harvey	DB	5-11	185	So.-1L	Pahokee, Fla./Pahokee	91	Tyler Boyd	DL	6-2	265	So.-1L	Avon, Ind./Avon
42	Santino Davis	LB	6-1	225	Sr.-1L	Gulfport, Miss./Gulf Coast CC	92	Ben Obaseki	DL	6-3	260	Jr.-2L	Washington, Ind./Washington
44	Larry King	DB	6-2	215	So.-1L	South Bend, Ind./Riley	93	Lawrence Young	DL	6-3	300	Sr.-3L	Detroit, Mich./Renaissance
45	Josh Scott	LB	6-4	225	Jr.-1L	Redlands, Calif./UTEP	94	Tanner Fritschle	PK	6-1	195	Fr.-HS	Washington, Ind./Washington
46	Ian Allen	LB	6-3	220	Fr.-HS	Overland Park, Kan./Blue Valley	96	Jess Harris	LB	5-9	190	Fr.-HS	Whiteland, Ind./Whiteland
47	Foluke Gordan-Lamar	RB	6-1	230	Fr.-HS	Decatur, Ga./Druid Hills	97	Jordan Bright	DL	6-7	295	Jr.-2L	Cincinnati, Ohio/Wyoming
47	Andre Biggers	DL	6-0	240	Jr.-SQ	Michigan City, Ind./Whiteland Community	98	Bryce Pearson	LB	6-2	210	Fr.-RS	Poseyville, Ind./North Posey
48	Austin Wozniak	LB	6-2	240	So.-1L	Houston, Texas/Hargrave Military	99	Aaron Archie	LB	6-0	235	Jr.-2L	Detroit, Mich./Cass Tech
49	Alex Bettag	LB	5-11	210	Sr.-3L	Santa Claus, Ind./Heritage Hills							



## ALPHABETICAL ROSTER

No.	Name	Pos.	No.	Name	Pos.
46	Ian Allen	LB	31	Marcus Lewis	LB
99	Aaron Archie	LB	57	Zach Lewis	OL
50	Zakee Bashir	LB	84	Cory Little	PK
23	Tarris Batiste	DB	9	Brock Lough	FB
22	Shakir Bell	RB	59	FN Lutz	OL
30	Randy Berryhill, Jr.	DB	88	Michael Mardis	TE
49	Alex Bettag	LB	70	Matthew Masengale	OL
66	Corey Bichey	OL	64	Adam Masters	OL
47	Andre Biggers	DL	85	Barry McCarter	WR
62	Evan Borchers	OL	39	Joe McCormick	RB
91	Tyler Boyd	DL	60	Garrison McElroy	DL
81	Theo Bradley	WR	36	Kamerin Mitchell	DB
97	Jordan Bright	DL	79	Conrard Nicholls	DL
5	Calvin Burnett	DB	65	Evan Norris	OL
87	Logan Buske	TE	12	Chris O'Leary	QB
8	Larry Carter	DB	92	Ben Obaseki	DL
24	George Cheeseborough	RB	20	Dillon Painter	DB
16	Brian Cleckley	RB	72	Casey Paswater	OL
54	Brady Collins	DE	69	Paul Patrick	OL
42	Santino Davis	LB	98	Bryce Pearson	LB
40	Keith Deitel	DL	83	DeSean Prentice	WR
89	Garrick Dikos	TE	37	Gerrick Ratliff	LB
18	Richie Dyer	RB	14	Logan Rehrer	QB
6	Julian Easterly	DB	74	Nick Rice	OL
63	Aaron Edwards	DL	80	Tanner Riley	WR
17	Ednut Egberongbe	WR	2	Leonard Riston	WR
78	Evan Estep	OL	68	Montel Roberts	OL
75	Odeh Farha	OL	15	Ryan Roberts	DB
71	Alex Ferguson	OL	57	Jacob Sapp	LB
4	Ronnie Fouch	QB	61	Nathaniel Schuster	OL
94	Tanner Fritschle	PK	25	Bryn Schwartz	DB
82	Daniel Gabbard	WR	45	Josh Scott	RB
77	Ben Geffert	OL	3	Alex Sewall	DB
11	Coy Glass	QB	29	Mark Sewall	DB
67	Evan Goebel	OL	32	Kenny Smith	DB
10	John Goodlett	WR	73	Mikey Smith	OL
47	Foluke Gordan-Lamar	RB	1	Donald Spencer	WR
76	Rod Hardy	DL	53	Tyler Stafford	OL
96	Jess Harris	LB	32	Travis Starks	DB
27	Luke Harris	RB	39	Alex Stowers	DB
41	Othniel Harvey	DB	28	Jonny Towalid	DB
33	Taje High	DB	21	CJ Ulysse	DB
19	Justin Hilton	WR	55	Connor Underwood	LB
86	Chris Izbicki	TE	90	Victor Vernon	DL
14	Travis Johnson	QB	51	Kendall Walker	LB
35	Alex Jones	TE	52	Phil Walker	LB
58	Josh Keyt	OL	34	Jacoby Washington	LB
44	Larry King	DB	13	Caleb Watkins	QB
7	Demory Lawshe	WR	56	Justin Wood	OL
26	Donovan Layne	DB	48	Austin Wozniak	LB
			93	Lawrence Young	DL

## ROSTER BREAKDOWN



### By State & Hometown

<b>Indiana</b> .....	<b>52</b>	Victor Vernon .....	New Lenox
Shakir Bell.....	Indianapolis		
Alex Bettag.....	Santa Claus		
Andre Biggers.....	Michigan City		
Logan Buske.....	Terre Haute		
Tyler Boyd.....	Avon		
George Cheeseborough.....	Indianapolis		
Brady Collins.....	Sunman		
Keith Deitel.....	Greenwood		
Garrick Dikos.....	Mishawaka		
Aaron Edwards.....	Terre Haute		
Evan Estep.....	Mishawaka		
Tanner Fritschle.....	Washington		
Daniel Gabbard.....	Terre Haute		
Ben Geffert.....	Griffith		
Evan Goebel.....	Newburgh		
Rod Hardy.....	Indianapolis		
Jess Harris.....	Whiteland		
Luke Harris.....	Whiteland		
Taje High.....	Indianapolis		
Alex Jones.....	Centerville		
Josh Keyt.....	Greencastle		
Larry King.....	South Bend		
Demory Lawshe.....	Indianapolis		
Zach Lewis.....	Terre Haute		
Cory Little.....	Poseyville		
Brock Lough.....	Terre Haute		
FN Lutz.....	West Lafayette		
Michael Mardis.....	Terre Haute		
Matthew Masengale.....	Indianapolis		
Adam Masters.....	Greencastle		
Barry McCarter.....	Gary		
Joe McCormick.....	Washington		
Garrison McElroy.....	Noblesville		
Evan Norris.....	Greenwood		
Ben Obaseki.....	Washington		
Chris O'Leary.....	Terre Haute		
Dillon Painter.....	Fort Wayne		
Casey Paswater.....	Columbus		
Bryce Pearson.....	Poseyville		
DeSean Prentice.....	Mishawaka		
Logan Rehrer.....	Columbia City		
Nick Rice.....	Greenwood		
Tanner Riley.....	Greenwood		
Jacob Sapp.....	Poseyville		
Nathaniel Schuster.....	Terre Haute		
Bryn Schwartz.....	Terre Haute		
Kenny Smith.....	Merrillville		
Mike Smith.....	Mishawaka		
Tyler Stafford.....	Fortville		
Alex Stowers.....	Indianapolis		
Johnny Towalid.....	Indianapolis		
Justin Wood.....	Greenwood		
<b>Illinois</b> .....	<b>12</b>		
Randy Berryhill, Jr.....	Chicago		
Theo Bradley.....	Kankakee		
Alex Ferguson.....	Urbana		
Travis Johnson.....	Marshall		
Kamerin Mitchell.....	Kankakee		
Gerrick Ratliff.....	Chicago		
Ryan Roberts.....	West York		
Alex Sewall.....	Western Springs		
Mark Sewall.....	Western Springs		
Travis Starks.....	Chicago		
Connor Underwood.....	Washington		
<b>Ohio</b> .....	<b>12</b>		
Zakee Bashir.....	Blacklick		
Michael Bonner.....	Dayton		
Evan Borchers.....	Cincinnati		
Jordan Bright.....	Cincinnati		
Larry Carter.....	Middletown		
Brian Cleckley.....	Hamilton		
Richie Dyer.....	Cincinnati		
Donovan Layne.....	Dayton		
Marcus Lewis.....	Cincinnati		
Leonard Riston.....	Cincinnati		
Kendall Walker.....	Cincinnati		
Caleb Watkins.....	Middletown		
<b>Michigan</b> .....	<b>7</b>		
Aaron Archie.....	Detroit		
Julian Easterly.....	Detroit		
Odeh Farha.....	Ann Arbor		
Paul Patrick.....	Elwell		
Montel Roberts.....	Detroit		
Donald Spencer.....	Ypsilanti		
Lawrence Young.....	Detroit		
<b>Florida</b> .....	<b>6</b>		
Calvin Burnett.....	Orlando		
Othniel Harvey.....	Pahokee		
Justin Hilton.....	Kissimmee		
CJ Ulysse.....	Miami		
Phil Walker.....	Miami		
Jacoby Washington.....	Deltona		
<b>California</b> .....	<b>4</b>		
Tarris Batiste.....	Irvine		
Ronnie Fouch.....	Redlands		
Coy Glass.....	Redlands		
Josh Scott.....	Redlands		
<b>Georgia</b> .....	<b>1</b>		
Foluke Gordan-Lamar.....	Decatur		
<b>Hawaii</b> .....	<b>1</b>		
Conrard Nichols.....	Honolulu		
<b>Kansas</b> .....	<b>1</b>		
Ian Allen.....	Overland Park		
<b>New York</b> .....	<b>1</b>		
Ednut Egberongbe.....	Queens		
<b>Pennsylvania</b> .....	<b>1</b>		
Corey Bichey.....	Ambridge		
<b>Oklahoma</b> .....	<b>1</b>		
John Goodlett.....	Owasso		
<b>Mississippi</b> .....	<b>1</b>		
Santino Davis.....	Gulfport		
<b>Texas</b> .....	<b>1</b>		
Austin Wozniak.....	Houston		
<b>Washington</b> .....	<b>1</b>		
Chris Izbicki.....	Kirkland		

## PRONUNCIATION GUIDE

### Players:

Shakir Bell.....	SHA-keer
Corey Bichey.....	Ba-shay
Keith Deitel.....	DEE-tll
Garrick Dikos.....	Die-KOS
Ednut Egberongbe.....	EGG-beer-rong-bay
Ben Geffert.....	Gif-ert
Brock Lough.....	Low



Home for the Sycamores over the past 42 years is venerable Memorial Stadium. The 12,764-seat structure has stood at the corner of Wabash and Brown Avenues in Terre Haute, Ind., since its original construction in 1924. The facility was acquired by Indiana State University in 1967.

The Sycamores have competed in football at Memorial Stadium since the 1967 campaign and the women's soccer program will begin using the facility in 2009.

The stadium, through constant upkeep, is in excellent condition through the years. Its latest additions are a state-of-the-art FieldTurf artificial surface, installed prior to this season as well as brand new locker room facilities for the football and women's soccer programs.

The press box also received a major overhaul this summer with a newly designed president's and athletic director's entertainment area as well as upgraded amenities for the media.

Despite receiving the new FieldTurf this

summer, Memorial Stadium is not new to synthetic surfaces, as the stadium and Indiana State University claim distinction as the world's first university to make outdoor application of AstroTurf. Following the University's acquisition of the stadium, Indiana State opened the 1967 season with a 41-6 win over Eastern Illinois in the first game played on the new surface.

Memorial Stadium was dedicated to the public for the first time on May 5, 1925, as the local minor league baseball team, the Terre Haute Tots, played the Peoria Tractors before an estimated crowd of 9,000. Among the honored guests were Major League Baseball Commissioner Judge Kennesaw Mountain Landis and Charles Barnard of the Cleveland Indians.

The first use of the playing field was in the fall of 1924, when Wiley and Garfield High Schools played their traditional Thanksgiving Day game.

Original construction of Memorial Stadium began in 1922, at a cost of \$450,000. Upon the University gaining control in 1967, a three-part renovation project was started which included: the reorientation of the playing field from a north-south direction to its present east-west configuration; the installation of AstroTurf; and the construction of some 4,500 bleacher seats on the north side of the field as well as the rebuilding of seats on the south side. The original arch still remains from the original structure. However, the bleacher seats, installed in 1967, were removed in the

summer of 1996 and replaced by a landscaped hill which serves as a general admission section and a site for pregame tailgating for Sycamore fans.

Memorial Stadium features a single-level press box which can accommodate over 50 people for a Sycamore football contest. The press box houses the ISU Stat Crew, Presidential SkyBox, Broadcast Locations for Visiting and Home Radio as well as Live Television, Visiting A.D. Skybox, Home and Visiting Coaches Booths as well the stadium's public address and scoreboard operation rooms.

The centerpiece of the ISU press box is a 20-seat media work area which features two levels of spacious accommodations for those media covering Sycamore football.

The ISU fieldhouse is the location of the ISU coaches' meeting room and lockerroom, as well as equipment storage, the home and visiting lockerrooms as well as the ISU Athletic Training facility.

The new Sycamore Varsity Club Room is located at mid-field below the main stands. This area hosts pre-game and halftime festivities for Varsity Club members as well as the post-game press conference.

Former Indiana State head coach Dennis Raetz utilized Memorial Stadium well. His Sycamore teams posted a 67-30-1 mark for a .689 winning percentage in 18 seasons at Memorial Stadium. Under the lights, Raetz's teams compiled a 34-4-1 mark for an .885 winning percentage.

### ISU Year-By-Year At Memorial Stadium

1967.....	3-2
1968.....	4-0
1969.....	3-1
1970.....	2-3
1971.....	3-3
1972.....	4-2
1973.....	2-3
1974.....	4-1
1975.....	4-0
1976.....	2-3
1977.....	1-3
1978.....	3-3
1979.....	4-1
1980.....	5-0
1981.....	3-1-1
1982.....	3-1
1983.....	6-1
1984.....	6-2
1985.....	4-0
1986.....	3-2
1987.....	2-3
1988.....	4-1
1989.....	3-2
1990.....	3-3
1991.....	5-1
1992.....	4-2
1993.....	4-1
1994.....	3-3
1995.....	5-1
1996.....	3-2
1997.....	2-4
1998.....	3-2
1999.....	3-2
2000.....	0-5
2001.....	1-4
2002.....	4-1
2003.....	2-4
2004.....	3-2
2005.....	0-6
2006.....	1-4
2007.....	0-6
2008.....	0-5
2009.....	1-5
2010.....	5-1

**Overall: 130-102-1 (.558)**





# Trent Miles

## Indiana State Head Football Coach Fourth Season



Now in his fourth year as a collegiate head coach at Indiana State University is Trent Miles. Miles was named the Sycamores' 23rd head football coach on December 4, 2007.

Under the enthusiastic leadership of coach Miles, the Sycamores enjoyed a breakthrough season in 2010 as the team enjoyed a 6-5 record, a third place finish in the Missouri Valley Football Conference and the program's first winning campaign since 1996.

Miles became the first Sycamore head coach to earn the Missouri Valley Football Conference's Coach Of The Year award in the league's 26-year history. He is just the second Sycamore coach all-time to earn a league coach of the year honor, as Dennis Raetz earned Missouri Valley Conference Coach Of The Year honors in 1984. Miles was also a finalist for the Eddie Robinson National Coach Of The Year Award as well as the Liberty Mutual Coach Of The Year honor.

Individually, the Sycamores had 12 student-athletes honored by the MVFC following the 2010 season on its all-conference honors list. First team selections for Indiana State included RB Darius Gates, FB Brock Lough, DE Ben Obaseki and DB Alex Sewall. On the second team were TE Alex Jones, OL Pat Burke and LB Jacolby Washington. Earning honorable mention status were LB Aaron Archie, QB Ronnie Fouch, WR Justin Hilton, DB Calvin Burnett and Gates as a return specialist. Indiana State's four first team selections were the most in one season since five were named first team all-conference in 1993. ISU has had four or more first team all-conference selections in just four of its 25 seasons as a member of the MVFC.

The 2010 season became a breakthrough one with a 59-24 victory over league rival Illinois State on Homecoming and continued with a 38-35 overtime victory over Missouri State. The Sycamores got themselves into league title contention by downing South Dakota State by the score of 41-30 at Memorial Stadium after losing to the Jackrabbits by the combined score of 90-9 in the previous two seasons. ISU trailed 23-20 to this year's MVFC Champion Northern Iowa midway through the fourth quarter at Memorial Stadium and had the ball nearing the red zone looking to take a late lead when they could not convert a fourth down conversion.

The Sycamores clinched their winning season and improved to 6-4 on the year with a thrilling 30-24 victory at Youngstown State. ISU ended a 36-game road losing streak and earned their first win away from Memorial Stadium since 2004 with the victory over the Penguins. It was also ISU's first conference road victory since the 2002 campaign.

The Sycamore resurgence can be pinpointed on several factors, including a significant improvement to the facilities at Memorial Stadium, including the building of one the top locker room facilities in all of FCS football. ISU also refurbished the press box and added a scoreboard and video replay system to enhance the gameday atmosphere.

As a team, the Sycamore offense was a record setter in 2010. The offense scored 351 points this season which broke the old school record of 319 set in 1992. ISU reached the end zone a total of 48 times, which is also a new school standard. In 2009, the Sycamores scored just 12 touchdowns and tallied 99 points (which were lows all-time for the Sycamores) and transformed themselves in just one season to the best offense in the history of the school. Prior to 2010, no Sycamore of-

### The Miles File:

#### PERSONAL

**Birthdate:** July 29, 1963

**Birthplace:** Terre Haute, Ind.

**Hometown:** Terre Haute, Ind.

**Family:** *Wife* (Bridget)

*Children* (Kaylee, Anna, Charlie & Noah)

#### EDUCATION

**High School:** Terre Haute South, 1982

**College:** Indiana State, 1987 (B.S.)

#### PLAYING EXPERIENCE

**High School:** Terre Haute South, 1980-82

**College:** Indiana State, 1983-87

#### COACHING EXPERIENCE

**2008-Present:** *Head Coach, Indiana State*

**2005-07:** *Tailbacks, Washington*

**2002-04:** *Wide Receivers, Notre Dame*

**2001:** *Wide Receivers, Stanford*

**2000:** *Offensive Asst., Green Bay Packers*

**1999:** *Intern, Seattle Seahawks*

**1997-99:** *Wide Receivers, Fresno State*

**1996:** *Defensive Backs, Hawaii*

**1995:** *Wide Receivers, Hawaii*

**1994:** *Defensive Backs, Northern Illinois*

**1991-93:** *Wide Receivers, Northern Illinois*

**1990:** *Graduate Asst., Oklahoma*

**1988-89:** *Graduate Asst., New Mexico St.*

**1987:** *Graduate Asst., Indiana State*

# ALWAYS GLORIOUS ON GAMEDAY



fense had scored more than 50 points more than once in any season, but the Sycamores did just that three times.

Indiana State finished 2010 ranked third in the MVFC and 14th nationally by averaging 31.91 points per game and was in the Top 40 in rushing offense, passing offense and total offense as well. The Sycamores averaged 411.8 yards of offense per game, which was fourth in the league and 17th nationally. Individually, Darrius Gates averaged 10.6 points per game, which led the MVFC and was second in the nation.

ISU also had an outstanding defense, tallying a season-best four interceptions and making a pair of fourth quarter red zone stops at Youngstown State to help secure a road league victory. The Sycamores gave up just 184.6 yards per game through the air, which was third in the league and 38th nationally.

Miles earned his first collegiate head coaching victory on October 24, 2009 when the Sycamores downed Western Illinois by the score of 17-14 in the annual Homecoming contest in front of over 6,000 fans. Alumni, community members, ISU faculty and staff as well as a large turnout of students who have been energized by the personable Miles since he arrived on campus came out to Memorial Stadium and willed the Sycamores to victory. After a wild final play, emotions ran high as nearly everyone in the stadium, took to the playing surface to celebrate ISU's first victory in 33 attempts -- a signal that the ISU program is ready to turn the corner in the ultra competitive Missouri Valley Football Conference.

In addition to success on the field, Miles has continued to stress a concentration in the classroom for his student-athletes and the payoff came this past season in the form of senior Daniel Millington being named an ESPN The Magazine Academic All-America Second Team member by the College Sports Information Directors of America. In the MVFC, Millington was a second team all-academic selection while Gabe Mullane joined him on the second team and Alex Sewall was an honorable mention pick.

On the playing field, Aaron Archie was named an All-MVFC Second Team member while Donye McCleskey, Rod Hardy and Darrius Gates were honorable mention selections. Additionally, Archie was named a MVFC All-Newcomer selection.

Indiana State ranked fourth in the MVFC in kickoff return average with a 21.1 ypg average. Additionally, the Sycamores ranked in a tie for first in PAT kicking, hitting all 20 of their attempts. ISU was the third-least penalized team in the MVFC and the Sycamores drew the most opponent penalties in the league. Darrius Gates ranked tops in the conference with a 27.1 return average, while he was total was fifth nationally.

Aaron Archie was second in the league in tackles per game with an average of 10.6 stops per contest. Archie was one of three Sycamores to rank in the Valley's top 10 as Sewall's 8.4 tackles per game average was sixth while Donye McCleskey's 8.3 mark was seventh. Additionally, Archie's tackle average finished 12th in the nation.

In his inaugural season on the job, Miles had three players earn All-



# ALWAYS GLORIOUS ON GAMEDAY

Missouri Valley Conference honors as Jayden Everett, Donye McCleskey and Alex Sewall all took Honorable Mention plaudits. Additionally, Larry Carter, Sewall and Ryan Roberts took MVFC All-Newcomer status as well.

Everett recorded 102 total tackles on the season, which ranked in the nation's top 20 and was in the top five in the MVFC. Everett had a key forced fumble and recovery in the season finale against Missouri State that allowed Indiana State to comeback from down 14-0 to force overtime. He posted six games in which he recorded double digit tackles, including a season-high 18 stops on Homecoming versus South Dakota State.

Junior Donye McCleskey posted 98 total tackles this season, including 53 total stops. In the conference opener against Illinois State, McCleskey was credited with a career-high 17 total tackles. Known as a big-play defensive threat, McCleskey recovered a fumble and returned it 47 yards for a touchdown at Youngstown State. Had four games in which he recorded at least 10 tackles, including 13 against South Dakota State, 11 in the season finale versus Missouri State, 10 at Western Illinois and the season-best 17 versus the Redbirds.

Freshman Alex Sewall was Indiana State's top newcomer on defense with 90 total tackles, including 52 solo stops as he played in all 12 of the Sycamores' contests this season. Sewall posted a season-best nine tackles in five different contests: at Eastern Illinois, at Northern Illinois, South Dakota State, at North Dakota State and in the season finale versus Missouri State.

Carter played in 10 games this season and recorded 34 total tackles, including one for a loss and was credited with one half of a sack. He broke up four passes this season and recovered one fumble at Southern Illinois. In the conference opener against Illinois State he posted a team-high eight tackles.

Freshman Ryan Roberts played in all 12 games this

year, including the final six as the Sycamore quarterback after playing the first six games on the defensive side of the ball. He completed 39-of-84 passes for 294 yards, including a long of 20 yards. Roberts was strong on the ground with 107 rushes for 194 yards, plus three rushing touchdowns. On the defensive side of the ball, Roberts was credited with nine total tackles. He posted a season-high 59 rushing yards at Youngstown State and was 15-of-24 for 124 yards passing against South Dakota State.

Running a well-rounded program is an important concept for Miles as evidenced by a trio of Sycamores being named to the MVFC All-Academic squad. Those Sycamores making the second team were tight end Josh Jones and punter Gabe Mullane while offensive lineman Jack Byrne was an honorable mention selection.

Jones, who holds 3.92 GPA in Exercise Science, was the Sycamores'



# ALWAYS GLORIOUS ON GAMEDAY



top pass catching tight end as he hauled in 11 passes for 83 yards, an average of 7.5 yards per catch. Jones also was credited with one rush and a pair of kickoff returns during the season.

Mullane, who holds a 3.93 GPA in Physical Education, punted 82 times on the year for a total of 2,948 yards. He averaged 36.0 yards per kick and recorded a long punt of 66 yards. Mullane only had two touchbacks in 82 punts and forced 10 fair catches. He was able to pin the opposition inside their own 20-yard line a total of 17 times and recorded six punts of 50 yards or more.

Byrne, who holds a 3.15 GPA in Business, played and started in all 12 games for the Sycamores at the center position. The Sycamore offense gained 1,539 yards on the ground and reached the end zone eight times. Byrne was the leader of a team which also had 881 yards through the air and reached the end zone through the air three times.

The ISU Football team is also very involved in community service, including working tirelessly across the Wabash Valley in June of 2008 helping victims of the floods in the area. The football players at ISU also are committed to teaching young children how to read and visiting with local hospitals to help children that are ill.

Miles is a native of Terre Haute, Ind., and is a 1987 graduate of Indiana State. Miles was a wide receiver at Indiana State from 1982-86, where his 1983 and 1984 squads each won nine games and advanced to the NCAA FCS playoffs. The 1984 Sycamores were ranked No. 1 in the nation for most of the season. That team was inducted into the Indiana State University Hall of Fame on Sept. 7, 2002.

Prior to coming to Indiana State, Miles completed his third season as

the Washington running backs coach in 2007 after having spent the previous three years on Tyrone Willingham's staff at Notre Dame as the wide receivers coach.

In 2007, Husky running back Louis Rankin rushed for 1,294 yards, becoming the first Washington player to tally a 1,000-yard rushing season since 1997.

While at Notre Dame, he mentored future NFL standouts Maurice Stovall, Rhema McKnight and Arnaz Battle, as well as Jeff Samardzija, who is now playing professional baseball in the Chicago Cubs organization.

Prior to coaching at Notre Dame, Miles worked under Willingham for one year at Stanford. That season Miles had the opportunity to coach some of the nation's finest receivers including Luke Powell (whose 22.3-yard average per catch set a school record) and Teyo Johnson (the 2001 Pacific-10 Co-Freshman of the Year and a second-round draft pick of the Oakland Raiders in 2003).

Miles spent the 2000 campaign with the Green Bay Packers as an offensive assistant, working with the wide receivers and as a quality control coach. During his tenure with the Packers, he coached NFL all-pro receiver Antonio Freeman.

Miles has 20 years of coaching experience on the collegiate level. He was the wide receivers coach at Fresno State for three years (1997-99), producing some of the greatest receivers in Bulldogs' history. In 1999, two of his receivers, Rodney Wright and Charles Smith, combined to produce more than 1,600 yards and 14 touchdowns on 120 receptions.

Their production helped the Bulldogs to a share of the Western Athletic Conference championship and a berth in the Las Vegas Bowl. He also recruited and coached Bernard Barien of the Minnesota Vikings.

Throughout his career, Miles has coached on both sides of the ball including wide receivers, defensive backs and linebackers. Miles began his coaching career at Indiana State in 1987, tutoring the wide receivers and defensive backs as a graduate assistant. Another graduate assistant position followed at New Mexico (1988-89), where he worked with the receivers and linebackers. Miles then moved on to Oklahoma in 1990, working with the wide receivers as a graduate assistant.

Following four seasons as an assistant at Northern Illinois (1991-93 as receivers coach, 1994 with defensive backs), Miles headed west to Hawaii for two seasons (1995-96), where he spent a season each with the wide receivers and defensive backs.

Miles earned a bachelor's degree in criminology from Indiana State in 1987. He was born July 29, 1963, in Terre Haute, Ind. Miles married the former Bridget Hogan on July 10, 2004. They have three daughters, Kaylee, Anna, and Charlie Elizabeth as well as a son Noah Michael, born on April 4, 2010.





## Shannon Jackson Assistant Head Coach/ DL Ninth Season

In his fourth season as the Indiana State defensive coordinator under head coach Trent Miles is Shannon Jackson. This is Jackson's ninth season with the program as he previously worked as an assistant coach at Indiana State from 2000-2004.

Jackson helped the Sycamores enjoy a breakthrough season in 2010 as the team enjoyed a 6-5 record, a third place finish in the Missouri Valley Football Conference and the program's first winning campaign since 1996.

Individually, the Sycamores had five student-athletes on the defensive side of the ball honored by the MVFC following the 2010 season on its all-conference honors list. First team selections were DE Ben Obaseki and DB Alex Sewall. On the second team was LB Jacolby Washington. Earning honorable mention status were LB Aaron Archie and DB Calvin Burnett.



ISU also had an outstanding defense, tallying a season-best four interceptions and making a pair of fourth quarter red zone stops at Youngstown State to help secure a road league victory. The Sycamores gave up just 184.6 yards per game through the air, which was third in the league and 38th nationally.

Jackson helped Miles earn his first collegiate head coaching victory on October 24, 2009 when the Sycamores downed Western Illinois by the score of 17-14 in the annual Homecoming contest in front of over 6,000 fans.

Aaron Archie was named an All-MVFC Second Team member while Donye McCleskey and Rod Hardy were honorable mention selections. Additionally, Archie was named a MVFC All-Newcomer selection.

Archie was second in the league in tackles per game with an average of 10.6 stops per contest. Archie was one of three Sycamores to rank in the Valley's top 10 as Sewall's 8.4 tackles per game average was sixth while Donye McCleskey's 8.3 mark was seventh. Additionally, Archie's tackle average finished 12th in the nation.

In 2008, Jackson coached freshman Alex Sewall to an All-Missouri Valley Football Conference Honorable Mention selection as well as a berth on the MVFC's All-Newcomer Team. Additionally, Jayden Everett and Donye McCleskey also took home All-MVFC Honorable Mention honors under his watch in 2008.

Everett recorded 102 total tackles on the season, which ranked in the nation's top 20 and was in the top five in the MVFC. Everett had a key forced fumble and recovery in the season finale against Missouri State that allowed Indiana State to comeback from down 14-0 to force overtime. He posted six games in which he recorded double digit tackles, including a season-high 18 stops on Homecoming versus South Dakota State.

Junior Donye McCleskey posted 98 total tackles this season, including 53 total stops. In the conference opener against Illinois State, McCleskey was credited with a career-high 17 total tackles. Known as a big-play defensive threat, McCleskey recovered a fumble and returned it 47 yards for a touchdown at Youngstown State. Had four games in which he recorded at least 10 tackles, including 13 against South Dakota State, 11 in the season finale versus Missouri State, 10 at Western Illinois and the season-best 17 versus the Redbirds.

Freshman Alex Sewall was Indiana State's top newcomer on defense with 90 total tackles, including 52 solo stops as he played in all 12 of the Sycamores' contests this season. Sewall posted a season-best nine tackles in five different contests: at Eastern Illinois, at Northern Illinois, South Dakota State, at North Dakota State and in the season finale versus Missouri State.

The honors continued for Jackson's defensive troops as Larry Carter and Ryan Roberts also took MVFC All-Newcomer Team honors.

Jackson returned home to rejoin the Indiana State football program in 2008. He spent the 1995-99 seasons as a defensive lineman for the Sycamores and went on to work the next five seasons as an assistant coach, primarily with the Sycamore defensive line.

Jackson previously served as the Eastern Illinois defensive line coach the past three seasons. In 2006, his defensive front line helped the Panthers rank first in the nation in turnovers forced while sophomore Pierre Walters ranked second in the OVC in sacks to earn second team All-Ohio Valley Conference honors.

The 2007 unit was also solid with Walters earning first team All-OVC honors as the EIU front four combined for 44.5 tackles for loss and 15 of the Panthers' 16 sacks.

Prior to joining the Eastern Illinois staff, Jackson spent four seasons as a defensive assistant with the Sycamores (2001-04) plus one year as a graduate assistant (2000).

As a coach for the Sycamores, Jackson tutored Kyle Mitchell along the Sycamore defensive front, leading him to All-Gateway honors on three separate seasons. Mitchell finished his career with a school record 25.5 sacks, as Jackson coached the former Sycamore standout while Mitchell was en route to breaking the record that Jackson once held. Jackson finished his career with 24 sacks, the former record before Mitchell eclipsed him in 2005.

During the 2001 campaign, Jackson's first as the full-time defensive line coach, he oversaw the development of All-America candidate Richard Harris, who ranked among the national tackle-for-loss leaders. Harris went on to sign a free agent contract with the Tennessee Titans of the National Football League.

# ALWAYS GLORIOUS ON GAMEDAY



Jackson initially joined the Sycamore football staff prior to the 2000 season, serving in the role of graduate assistant/tight ends coach.

A preseason First Team All-America selection as a senior defensive lineman in 1999, Jackson was selected to two All-American postseason squads following that campaign. In addition, Jackson was named an All-American by the Don Hansen Football Gazette following the 1997 season.

Jackson registered a career-high 89 tackles as a sophomore in 1997, including 48 solo stops. He was a two-time team captain for the Sycamores and took home first team All-Gateway Conference honors in 1997 and 1999, while also being named a second team All-Gateway honoree in 1998. In addition, Jackson was an Academic All-Gateway selection in 1997 and was a two-time member of the ISU Dean's List.

He also spent the summer of 2003 as a member of the Jacksonville Jaguars staff as part of the NFL's Minority Internship Program. A native of Fort Wayne, Ind., Jackson earned a bachelor's degree from Indiana State in Criminology in 2000. He and his wife Sumalay have two children, a son Bryson and a daughter Brylee. The Jackson family resides in Terre Haute, Ind.



## Harold Etheridge Offensive Coordinator/ OL Second Season

In his second season with the Indiana State football program as an assistant coach is Harold Etheridge. He is the Sycamores' offensive line coach and also works with the special teams.

Etheridge made an immediate impact on the Sycamore football in his initial 2010 campaign. The Sycamores enjoyed a breakthrough season in 2010 as the team enjoyed a 6-5 record, a third place finish in the Missouri Valley Football Conference and the program's first winning campaign since 1996.

Individually, the Sycamores had two student-athletes on the offensive line honored by the MVFC following the 2010 season on its all-conference honors list. On the second team were TE Alex Jones and OL Pat Burke.

As a team, the Sycamore offense was a record setter in 2010. The offense scored 351 points this season which broke the old school record of 319 set in 1992. ISU reached the end zone a total of 48 times, which is also a new school standard. In 2009, the Sycamores scored just 12 touchdowns and tallied 99 points (which were lows all-time for the Sycamores) and transformed themselves in just one season to the best offense in the history of the school. Prior to 2010, no Sycamore offense had scored more than 50 points more than once in any season, but the Sycamores did just that three times.

Indiana State finished 2010 ranked third in the MVFC and 14th nationally by averaging 31.91 points per game and was in the Top 40 in rushing offense, passing offense and total offense as well. The Sycamores averaged 411.8 yards of offense per game, which was fourth in the league and 17th nationally. Individually, Darrius Gates averaged 10.6 points per game, which led the MVFC and was second in the nation.

Etheridge came to Indiana State from Washington State where he worked for the past two seasons as the Cougars' offensive line coach.

Etheridge, a 22-year veteran of the collegiate coaching ranks, served as the offensive line coach at Northern Illinois during the 2007 season. There he coached tackle John Brost, an All-Mid American Conference and MAC All-Academic selection.

Prior to Northern Illinois, Etheridge spent three seasons as the offensive line coach at the University of North Texas. During his first season the Mean Green led the Sun Belt Conference and ranked 23rd nationally in rushing offense at 196.3 ypg, paced by nation's leader Jamario Thomas at 180.1 ypg. In 2005 Thomas again rushed for 1,000 yards while the offensive line ranked among the league leaders in fewest sacks allowed. North Texas linemen earned five All-Conference honors in his three seasons at the school.

Etheridge is no stranger to members of the Cougar staff, having served alongside current Cougar assistants Sears and Niekamp while all three were on Todd Berry's staff at Army. Etheridge spent four seasons as the Black Knight's offensive line coach (2000-03), where in 2001 and 2002 Army led Conference USA in fewest sacks allowed. In 2000, the offensive line paced the way for Michael Wallace, whose 115.7 ypg were tops in Conference USA and 16th nationally.

From 1991-99 Etheridge served as the offensive line coach at Illinois State under head coach Jim Heacock (1991-95) and Todd Berry (1996-99). The 1998 squad reached the Football Championship Subdivision Playoffs while the 1999 team advanced to the national semifinals after capturing the Gateway Conference title. That team finished the year ranked No. 3. During his nine seasons Etheridge coached eight players to 12 all-conference honors and two players, Mike Rodbro and Andy Ziebarth, to All-America status.

Throughout his coaching career Etheridge has coached four All-Americans, 10 all-conference performers and two players currently on NFL rosters.

The Gallup, N.M., native began his Division I coaching career in 1989 at Kentucky, where he spent three seasons and a graduate assistant coach working with the offensive tackles.

He spent seven seasons in the prep coaching ranks at Gallup (N.M.) High School (1983-86) and Louisville's Ballard (Ky.) HS (1987-89). At Gallup, his teams made four playoff appearances and were district champs each year.

Etheridge was a four-year starting offensive guard for Western New Mexico (1979-82), garnering all-conference honors after his junior and senior seasons. Following graduation, Etheridge spent two seasons as the offensive line coach at Western New Mexico in 1982 and 1983. He earned a bachelor's degree in marketing and management from the school in 1982.

Etheridge, who in 2001 published a book entitled "Coaching the Front Liners," and his wife Jeanne are the parents of twins Clayton and Eliza (13).



## Jesse Minter Defensive Coordinator/ DB Third Season

Entering his third season as an assistant football coach at Indiana State and working with the team's defense is Jesse Minter.

Minter helped the Sycamores enjoy a breakthrough season in 2010 as the team enjoyed a 6-5 record, a third place finish in the Missouri Valley Football Conference and the program's first winning campaign since 1996.

Individually, the Sycamores had five student-athletes on the defensive side of the ball honored by the MVFC following the 2010 season on its all-conference honors list. First team selections were DE Ben Obaseki and DB Alex Sewall. On the second team was LB Jacolby Washington. Earning honorable mention status were LB Aaron Archie and DB Calvin Burnett.

ISU also had an outstanding defense, tallying a season-best four interceptions and making a pair of fourth quarter red zone stops at Youngstown State to help secure a road league victory. The Sycamores gave up just 184.6 yards per game through the air, which was third in the league and 38th nationally.

Minter helped Miles earn his first collegiate head coaching victory on October 24, 2009 when the Sycamores downed Western Illinois by the score of 17-14 in the annual Homecoming contest in front of over 6,000 fans.

In addition to success on the field, Minter has continued to stress a concentration in the classroom for his student-athletes and the payoff came this past season in the form of senior Daniel Millington being named an ESPN The Magazine Academic All-America Second Team member by the College Sports Information Directors of America. In the MVFC,



Millington was a second team all-academic selection while Gabe Mullane joined him on the second team and Alex Sewall was an honorable mention pick.

On the playing field, Aaron Archie was named an All-MVFC Second Team member while Donye McCleskey and Rod Hardy were honorable mention selections. Additionally, Archie was named a MVFC All-Newcomer selection.

Aaron Archie was second in the league in tackles per game with an average of 10.6 stops per contest. Archie was one of three Sycamores to rank in the Valley's top 10 as Sewall's 8.4 tackles per game average was sixth while Donye McCleskey's 8.3 mark was seventh. Additionally, Archie's tackle average finished 12th in the nation.

Minter came to Indiana State from Cincinnati, where he spent the past two seasons as a graduate assistant coach, working with the defensive staff and specifically assisting with the coaching of the linebackers. His time with the Bearcats was during a very successful time for their program as the team won the Big East Conference in 2008 with an 11-3 record and advanced to a BCS Bowl for the first time in school history. Cincinnati earned a berth into the 2009 Orange Bowl where they matched up with Virginia Tech, the champions of the Atlantic Coast Conference. Working for head coach Brian Kelly, the Bearcat defense ranked first in the nation in takeaways during the 2007 campaign.

A 2005 graduate of the College of Mount St. Joseph, Minter served as a football intern at Notre Dame in 2006. He helped a defensive unit that keyed the Irish to a 10-3 record.

A four-year football letterwinner, Minter helped Mount St. Joseph compile a 30-10 record, marking the best four-year mark in school history, as the Lions won consecutive Heart-

land Collegiate Athletic Conference crowns in 2004 and 2005. Minter helped the Lions to back-to-back NCAA Division III playoff appearances in his junior and senior seasons. In 2004, Mount St. Joseph posted a perfect 10-0 mark in the regular season and lost to eventual national champion Mount Union in the first round the following year.

A native of Yorktown, Ind., Minter graduated from Yorktown High School. He is the son of former Cincinnati head football coach and current Indiana State linebackers coach Rick Minter and is married to the former Rachele Wittich. The couple resides in Terre Haute.



## PJ Volker Recruiting Coordinator/ Linebackers Second Season

In his second season with the Indiana State football program as an assistant coach is PJ Volker. Volker coaches the outside linebackers for defensive coordinator Shannon Jackson.

Volker helped the Sycamores enjoy a breakthrough season in 2010 as the team enjoyed a 6-5 record, a third place finish in the Missouri Valley Football Conference and the program's first winning campaign since 1996.

Individually, the Sycamores had five student-athletes on the defensive side of the ball honored by the MVFC following the 2010 season on its all-conference honors list. First team selections were DE Ben Obaseki and DB Alex Sewall. On the second team was LB Jacolby Washington. Earning honorable mention status were LB Aaron Archie and DB Calvin Burnett.

ISU also had an outstanding defense, tallying a season-best four interceptions and making a pair of fourth quarter red zone stops at Youngstown State to help secure a road league victory. The Sycamores gave up just 184.6 yards per game through the air, which was third in the league and 38th nationally.

Volker comes to ISU from Thomas More where he worked with the linebackers and was the program's recruiting coordinator. He began his coaching career as the runningbacks coach at Presidents' Athletic Conference rival Thiel College.

Volker was a three-year letterwinner at across-the river rival, the College of Mount St. Joseph (MSJ). He was a three-time team captain, two-time All-Heartland Conference and All-North region selection as a senior while at MSJ.

The Cincinnati, Ohio native graduated from Elder High School in 2001.



## Dave Telford Quarterbacks

### First Season

In his first season as an assistant coach for the Sycamores is veteran coach Dave Telford. Telford works with the Sycamore quarterbacks.

Prior to joining the Sycamore football program, Telford spent the previous five seasons coaching in the high school ranks. In 2008-10 Telford was the head coach of Monroe (Wash.) High School. In 2010, Telford had Monroe in contention for its first football playoff berth since 1992. Going into their Week 8 game of the 2010 season against Marysville-Pilchuck, the Bearcats had a chance to win a share of the Western Conference 4A North Division title, clinch a spot in the Wesco 4A championship game and earn a quad-district playoff berth. Bearcats quarterback Joey Roppo led the North Division with more than 2,000 yards passing, and three Monroe receivers — Jake Pratt, Austin Mulholland and Miguel Floresca-Cravens — ranked in the league's top five in yardage.

He spent the 2007 season as an assistant coach at Havelock (N.C.) High School and was an





assistant at Stanwood (Wash.) High School in 2005 & 2006. Telford is a 1984 graduate of Stanwood, where his father Phil once served as head football coach.

From 2001-2005, Telford was the offensive coordinator at Portland State. In 2004, Telford's offense led the Big Sky Conference in rushing and came within seven yards of the school record for rushing. Seven players earned first or second team All-Big Sky Conference honors. In his first season leading the Viking offense (2001), Telford led the team to a whopping 477.7 yards per game to rank fourth in the nation, as PSU went 7-4. In 2004, Telford's offense rushed for 2,248 yards and allowed a league-low 10 quarterback sacks. PSU went 7-4 and knocked off No. 2 nationally-ranked Montana. Additionally, Telford directed a Viking offense that saw Ryan Fuqua rush for 4,730 yards.

A veteran of the Big Sky Conference, Telford was the offensive coordinator at Eastern Washington from 1998-2000 and Montana State from 1991-95. Additionally, Telford was the offensive coordinator at Butte (Calif.) College in 1997.

Telford is a 1990 graduate of Fresno State with a degree in Finance, where he played quarterback in the late 1980s. Telford also coached wide receivers for the Bulldogs in 1995 & 1996. He began his coaching career in 1989 & 1990 as a student and graduate assistant coach at Fresno State. Telford still holds the Fresno State record of 40 pass completions and 70 pass attempts against Utah State in 1987. He was involved in 79 total offensive plays against Utah State and accounted for 548 yards of total offense in that same contest, both of which are school records. Telford's 536 passing yards in 1987 against Pacific is still a school record as well. He amassed 2,589 passing yards in 1987 which led the team.



## Turner Pugh Wide Receivers

### First Season

Turner Pugh is in his first season as an assistant coach for the Indiana State football program, working with the Sycamore wide receivers.

Pugh previously worked at Fordham where he was the Rams' running backs coach as well and was in charge of the offensive quality control.

Pugh served as an offensive intern in 2009 at Georgia State University as the Panthers prepared for their first season of varsity football. At George State, he assisted in drills working with the wide receivers as well as assisting in organizing and entertaining recruits on their official visit.

Prior to George State, Pugh was the wide receivers coach at Marietta College in Marietta, Ohio, in 2008. His duties included instructing the wide receivers on techniques and fundamentals as well as serving as the special teams coordinator. Pugh also assisted in the development of the Marietta passing game and was responsible for recruiting the states of Pennsylvania, Virginia, Illinois, Texas and Florida.

Pugh spent the 2007 season as a recruiting assistant at Indiana University, where he also helped coach the wide receivers and assisted in opponent film breakdown and practice preparation. While with the Hoosiers, he assisted in the organization of official recruiting visits as well as the logging of recruiting phone calls and film.

A 2004 graduate of Northern Illinois University where he earned a Bachelor of Science in marketing, Pugh was a three-year letter winner as a wide out and special teams player with the Huskies. He began his coaching career as a student intern with the Northern Illinois in 2004. Pugh also worked for four years as a corporate account manager for CDW.

A native of Elgin, Illinois, Pugh was a three-year starter on the varsity at Larkin High School. He was a three-time All-Area selection and two-time All-Conference pick as well as being named All-State at wide receiver and appearing in the North/South Illinois All-Star Game.



## Ray Smith Cornerbacks

### First Season


In his first season as an assistant coach at Indiana State is Ray Smith. Smith coaches the Sycamore cornerbacks. Smith joined the St. Francis (Ill.) coaching staff in 2008 where he assisted defensive coordinator Joe Curry while working primarily with the Saints' cornerbacks.

Smith coached the previous two seasons at NCAA Division III University of Wisconsin-Platteville where he also tutored the defensive backs. While at Platteville, Smith also served the university as an advisor in the school's admissions office.

Smith entered the coaching ranks after completing an outstanding playing career at Northern Illinois. A four-year letterman, Smith earned first-team All-Mid-American Conference honors as a senior safety in 2005. He helped lead the Huskies to shares of four MAC West championships and captained the squad as a senior. He was also honored as the MAC Defensive Player of the Week once in 2004.

Smith was an all-state prep football player at Lake Central High in northwest Indiana. He graduated in 2001 and played in the annual Indiana North-South All-Star game that summer.

Ray and his wife Courtney were married in the summer of 2010. He has one daughter, Leila (2).



## Greg Barrett Special Teams Coordinator/ Running Backs First Season

In his first season as an assistant coach at Indiana State under head coach Trent Miles is Greg Barrett, a native of the Wabash Valley.

Barrett comes to ISU after serving for three years as the head coach at North Putnam High School and will work with ISU's special teams, running backs and tight ends.

In Barrett's three seasons at NPHS, the Cougars went 10-1 in 2008, 9-3 in 2009 and 14-1 in 2010, while compiling an 8-3 record in the postseason state tournament. Last season, Barrett led North Putnam to the Class 2A State Championship game, where the Cougars fell to Fort Wayne Luers, 26-14. North Putnam's tournament run in 2010 under Barrett saw the football team claim their first sectional title since 2007, regional title since 2006 and their first ever semistate championship.

Prior to taking over at North Putnam, Barrett spent five seasons at Terre Haute North High School as the offensive line coach (2003-05) and defensive coordinator (2006-07) for the Patriots.

Barrett began his coaching career at West Vigo High School, serving as an assistant football, basketball and track coach during the 1996-97 athletic year. Barrett then returned to Indiana State for two seasons as a graduate assistant, working as an assistant with the offensive line in 1997 and 1998.

Barrett moved across Terre Haute after his first stint at ISU, joining the coaching staff at Rose-Hulman from 1998-2000 as the Engineers' defensive line coach, academic coordinator and recruiter. His high school success began in 2001, when he joined the coaching staff at Bishop Dowling Catholic High School in West Des Moines, Iowa, serving as the run game coordinator as the team went 13-0 and won the Class 4A State Championship.



## Danny Sabock Outside Linebackers

### First Season

In his first season with the Indiana State football program as an assistant coach is Danny Sabock. Sabock coaches the Sycamore linebackers.

He spent the 2010 campaign working in Player Development for Rutgers.

Prior to working at Rutgers, Sabock was a standout player for Elmhurst College.



## Pat Burke Offensive Assistant

### First Season

In his first season as an offensive assistant coach under head coach Trent Miles and offensive coordinator Harold Etheridge is Pat Burke.

Burke wore the Sycamore Blue & White for five seasons from 2006-10. In 2010, Burke was selected to play in the FCS Senior Scout Bowl following a highly successful season that saw the Sycamores earn their first winning campaign since 1996 and a third place finish in the highly competitive Missouri Valley Football Conference.

Over his four years of playing, Burke started a total of 33 games on the Sycamore offensive line, seeing time at a variety of positions. Burke missed the 2009 campaign after suffering a preseason injury, but came back in 2010 for his fifth season.

Burke played high school football at Maine South High School where he lettered in baseball, football, basketball and wrestling. He took home honorable mention all-state honors and was voted the Central Suburban Conference's Best Lineman as a senior in 2005.

Burke is a 2011 graduate of Indiana State with a degree in Business.



## Clayton Dever Video Coordinator

### Second Season

In his second season with the Indiana State football program as the program's video coordinator is Clayton Dever.

Dever coordinates the Sycamore video program and helps with breakdown of practice and game film. He collects and compiles game and practice film for the Sycamores as well as helps with the scouting of future

opponents in the video office.

Dever comes to ISU after a stint as a intern with the Tulane football program. He is a 2010 graduate of West Virginia, where he received a degree in physical education - coaching.



## Ace Hunt

### Director/Media Relations

Achim "Ace" Hunt is in his 11th year at Indiana State and is entering his fifth year as the program's Director of Athletic Media Relations following six years of working as an assistant director. Hunt coordinates the publicity efforts for the Sycamore football and basketball programs.

While at ISU, Hunt has worked with the 2011 Missouri Valley Conference Basketball Champions, the two-time Missouri Valley Conference Champion women's basketball program, and has served as media relations coordinator for the MVC Outdoor Track and Field Championships, Active Ankle Volleyball Tournament, as well as the 2003, 2005 & 2006 Women's National Postseason Invitation Tournaments. Hunt is in his seventh season with the Sycamore football program.

Hunt has coordinated the publicity efforts of Jamie Petrowski, Melanie Boeglin and Laura Rudolphi in their successful All-America campaigns. Petrowski garnered All-America honors from a pair of organizations while Boeglin earned a trifecta of national honors. In addition, Boeglin and Rudolphi earned ESPN The Magazine Academic All-America honors. All told, Hunt has coordinated the publicity campaigns for 17 different academic all-district honorees as well as two Academic All-Americans.

In addition to various accomplishments within the media relations realm, Hunt has served as the color commentator for football and baseball broadcasts and spent one season as play-by-play announcer for Indiana State women's basketball.

In his role with the Sycamores, Hunt oversees the day-to-day operations of the media relations office and has helped transition the athletic department to its new website, GoSycamores.com. Hunt writes features and recaps for the website and maintains all statistics and archived information regarding Sycamore athletics. He serves as a liaison between the athletic department and various local, regional and national media outlets.

Hunt also spent the summers of 2010 & 2011 as the Press Box Manager for the Terre Haute REX collegiate summer wooden bat team that competes in the Prospect League. In these duties, Hunt oversaw the full operations of the press box, including the official scoring of each home game, maintaining the team's input of statistics into the Point Streak system, the management of the press box on game days and game day media relations duties for the team.

A member of the College Sports Information Directors of America (CoSIDA) and the Football Writers Association of America (FWAA), Hunt came to ISU after a stint at Western Kentucky University where he served as an intern in the Hilltopper's Sports Information Office.

Hunt is a veteran of working various Missouri Valley Conference championships, and served as a media steward at the 2007 & 2010 NCAA Midwest Regional Basketball Tournaments held in St. Louis, Mo., as well as the 2008 NCAA First and Second Rounds in Omaha, Neb.

Prior to working at WKU, he was a student assistant in the University of South Carolina's Sports Information Office covering the swimming and diving programs, and was sports editor of The Gamecock from '95-'96.

In his spare time, Hunt is a certified official in the sports of football, basketball and baseball at the high school level. Hunt has spent time on the Board of Directors of the Wabash Valley Official's Association and has worked various Indiana High School Athletic Association Tournament events in both football and baseball.

A native of Woodruff, S.C., Hunt received his degree in Sports Administration from the University of South Carolina in 1999. He is the father of three children: Bryce O'Neal Hunt (9), Jackson Thomas Hunt (7) and Ella Scarlett Hunt (4).



## Bob Elson

### Football Equipment Manager

Truly one of the tireless workers in the Sycamore Athletics Department is Bob Elson, who enters his 37th season with the football program at the school this fall.

Officially, Elson "retired" on June 8 of 2007, but did not rest for long as he was quickly rehired on a part-time basis to continue his historic run with the Sycamore

Wasik received his Associate of Arts from Shasta College in 1987. He then received his Bachelor of Arts from California State University, Chico in 1992 in Physical Education/Athletic Training Emphasis. In 1994, Wasik received his Master of Science in Exercise and Sports Science with a Concentration in Athletic Training from the University of Arizona in Tucson.

He lives in Terre Haute with his wife, Leamor and two children Yonah and Noam.

football program.

Elson first joined the Sycamores in 1975, working as an assistant to then equipment manger Russ Branum. He then served as assistant equipment manger from 1876-83.

Elson was named head equipment manager in July of 1983 — a position he held until June of 2007. Now, Elson with all Sycamore teams on a contract basis.

One only has to watch other collegiate football games on Saturday afternoons around the United States or National Football League contests on Sunday or Monday to see the fruits of Elson's labors. He continues to run one of the best equipment rooms in all of college football, and many of his former student and graduate assistant equipment managers have moved on to manage equipment operations throughout the country. Some of Elson's former workers now run or have run the equipment operations for several major college football programs as well as NFL teams such as the New York Jets and Tampa Bay Buccaneers.

A native of Brazil, Ind., Elson graduated from Brazil High School in 1966. Following a three-year stint in the U.S. Army, Elson received his bachelor's degree in sociology from ISU in 1973. He and wife, Marilyn, have two daughters, Carol and Tish, as well as five grandchildren.



## Mitch Wasik

### Football Head Athletic Trainer

Mitch Wasik comes to Indiana State University after 11 years as the Head Athletic Trainer at San Francisco State University and 14 years overall as a member of the SF State Athletic Training Staff. Wasik began his career in August of 1992 as the Head Athletic Trainer at Palo Verde High School in Tucson, Arizona, where he worked until 1994. During his two years at Palo Verde, Wasik also was the Athletic Trainer for the United States

Synchronized Swimming Trials at the University of Arizona.

After his stint at Palo Verde High School, Wasik then went to the San Francisco Bay Area where he was the Director of Medical Services for the SF State National Youth Sports Program during the Summer of 1994. Wasik then was an Adjunct Professor at Ohlone Community College from August 1994 to January 1995. He was also the Head Athletic Trainer for Ohlone Community College during that time. In January 1995, he was the Athletic Trainer at Golden Hill Orthopedic and Sports Physical Therapy until May 1995.

Wasik was then hired in May 1995 as the Head Athletic Trainer for the San Jose Grizzlies, a Professional Indoor Soccer Team. In September 1995, he was hired as the Assistant Athletic Trainer at SF State. During his first three seasons at SF State, Wasik was responsible for the health care of eight sports and also directed the Student Athletic Trainer Internships until 1998. During that span, he also was a Lecturer in the Department of Kinesiology.


In 1998, Wasik was named the Head Athletic Trainer at SF State. He was responsible for the health care for the Gators' 12 sports which included over 250 student-athletes. Wasik was directly responsible for wrestling and men's and women's cross country.



## Leonard Riston

Wide Receiver

**2** 5-11 ♦ 180 ♦ Sophomore ♦ 1L  
Cincinnati, Ohio  
(Withrow)



**2010** – Played in 10 contests, earning four starts at wide receiver ... Made 13 catches for 136 yards, including a season-long of 32 yards against North Dakota State ... Had five multi-catch games, highlighted by a four catches at Cincinnati ... Posted 54 receiving yards on two catches at North Dakota State ... Returned a kickoff 25 yards at Youngstown State.

**2009** – Sat out the season as a redshirt.

**High School** – Lettered for three seasons in football ... Named a 2007-08 CHL All-Star as well as a first team Southwest District Division III selection ... All-State Division III Honorable Mention ... As a sophomore was a first team All-LMAC pick ... As a sophomore, was the special teams player of the year while taking outstanding offensive back of the year honors as a junior ... Following his senior season earned Offensive Player of the Year and Most Valuable Player honors ... As a junior posted 612 yards on 85 attempts with 14 touchdowns ... Caught 30 passes for 401 yards and five touchdowns ... Holds the school record for touchdowns in a season with 27 ... As a senior, posted 516 yards on 112 attempts while compiling 785 yards on 46 receptions with seven touchdowns ... Coached by Antonio Davis.

**Personal** – Born Leonard Travon Riston on February 14, 1991 to Trevay Ellison in Cincinnati, Ohio ... Majoring in Business Accounting.


### Leonard Riston's Career Statistics

RECEIVING	g	rec	yards	td	long	rec/g	avg/c	avg/g		
2010	10	13	136	0	32	1.3	10.5	13.6		
TOTAL	10	13	136	0	32	1.3	10.5	13.6		
SCORING	g	td	rush	rcv	ret	pat	2pat	fg	total	avg/g
2010	10	0	0	0	0	0	1	0	2	0.2
TOTAL	10	0	0	0	0	0	1	0	2	0.2
KICK RETURNS	g	no.	yards	td	long	avg/r	avg/g			
2010	10	1	25	0	25	25.0	2.5			
TOTAL	10	1	25	0	25	25.0	2.5			
ALL PURPOSE	g	rush	rcv	pr	kr	ir	total	avg/g		
2010	10	0	136	0	25	0	161	16.1		
TOTAL	10	0	136	0	25	0	161	16.1		

## Alex Sewall

Defensive Back

**3** 6-1 ♦ 210 ♦ Senior ♦ 1L  
Western Springs, Ill.  
(Lyons Township)



**2010** - Named to the First Team All-Missouri Valley Football Conference squad as well as the First Team All-MVFC Academic Team ... Also was an ESPN The Magazine Academic All-District First Team selection ... Started 11 games at safety ... Had 70 total tackles on the year, including 39 stops ... Had 10 tackles against Illinois State ... Recorded a quarterback sack against Northern Iowa, in addition to an interception ... Had one other interception against Illinois State ... Forced a fumble against Missouri State and recovered one at North Dakota State ... Credited with four pass breakups and one quarterback hurry ... His 6.36 tackles per game ranked in a tie for 22nd in the league ... His two interceptions tied for 13th best in the MVFC ... Named ESPN Academic All-District.

**2009** - Was an All-MVFC All-Academic Honorable Mention selection ... Third on the team with 84 total tackles ... Made a pair of tackles for losses ... Credited with one quarterback hurry ... Tallied a career-high 15 tackles against Northern Iowa, with six solo stops and nine assists ... Other double digit tackle performance came in the season finale against North Dakota State ... Had a tackle for loss against South Dakota State and Illinois State ... Posted at least seven tackles in 10-of-11 contests ... His 8.4 tackles per game average ranked in a tie for 63rd nationally and was sixth in the MVFC.

**2008** - An Honorable Mention All-Missouri Valley Football Conference selection as well as an honoree on the All-MVFC Newcomer Squad ... His 90 total tackles were third on the team and ranked 12th-best in the league ... Tied for the team lead with three forced fumbles, which ranked 10th-best in the Missouri Valley Football Conference ... Recorded 62 tackles during league play, which ranked in a tie for 13th in conference games only ... Broke up four passes during MVFC play which proved to rank in a for 14th-best in league play ... Tied a season-high with nine tackles in five separate games; reaching that total against Eastern Illinois, Northern Illinois, South Dakota State, North Dakota State and Missouri State ... Had a tackle for loss versus North Dakota State ... Forced a pair of fumbles against Southern Illinois ... Recovered a fumble against Southeast Missouri State.

**High School** - As a senior, posted 75 total tackles with three interceptions ... Posted one forced fumble and a fumble recovery ... Scored eight touchdowns with 700 total yards on 50 touches ... As a junior, posted 92 tackles with a pair of interceptions and three fumbles forced and recovered ... Averaged 15 yards per punt return ... Named All-Conference West Suburban Silver ... Defensive Player of the Year in the West Suburban Silver Conference ... Named Most Valuable Player



... Academic All-Conference ... Played for coach Jack Derning.

**Personal** - Born Alexander James Sewall on May 20, 1990 to Joan and Dan Sewall in Chicago, Ill. ... Majoring in Exercise Science ... Brother, Mark, is a freshman on the Sycamore football team.

### Alex Sewall's Career Statistics

PUNT RETURNS	g	no.	yards	td	long	avg/r	avg/g
2008	12	0	0	0	0	0.0	0.0
2009	10	0	0	0	0	0.0	0.0
2010	11	6	84	0	33	14.0	7.6
TOTAL	33	6	84	0	33	14.0	2.5

KICK RETURNS	g	no.	yards	td	long	avg/r	avg/g
2008	12	2	43	0	23	21.5	3.6
2009	10	2	46	0	27	23.0	4.6
2010	11	0	0	0	0	0.0	0.0
TOTAL	33	4	89	0	27	22.2	2.7

INTERCEPTIONS	g	no.	yards	td	long	avg/r	avg/g
2008	12	0	0	0	0	0.0	0.0
2009	10	0	0	0	0	0.0	0.0
2010	11	2	0	0	0	0.0	0.0
TOTAL	33	2	0	0	0	0.0	0.0

ALL PURPOSE	g	rush	rcv	pr	kr	ir	total	avg/g
2008	12	0	0	0	43	0	43	3.6
2009	10	0	0	0	46	0	46	4.6
2010	11	0	0	84	0	0	84	7.6
TOTAL	33	0	0	84	89	0	173	5.2

TACKLES	g	ua	a	total	tfl	pd	ff	fr	blk
2008	12	52	38	90	0.5-1	4	3	1	0
2009	10	33	51	84	1.0-3	0	0	0	0
2010	11	39	31	70	1.0-1	6	1	1	0
TOTAL	33	124	120	244	2.5-5	10	4	2	0

SACKS	g	ua	a	total	yards
2008	12	0	0	0	0
2009	10	0	0	0	0
2010	11	1	0	1	1
TOTAL	33	1	0	1	1

202.36 yards of total offense, which is sixth in the league ... Completed a season-high 25 passes at North Dakota State for a season-best 330 yards ... Had a season-long touchdown pass of 72 yards to Justin Hilton against Quincy ... Named league's Newcomer of the Week twice and Offensive Player Of The Week once following the Missouri State contest.

**2009** - Spent the season as Washington's No. 2 quarterback under Coach Steve Sarkisian ... Also served as the holder on every field goal and PAT attempt of the season ... Appeared in all 12 as the holder and played quarterback in four games (Idaho, Oregon, Washington State and California) ... Lone pass attempt of the year came against Oregon.

**2008** - Played in all 12 games, starting the last eight of the season after Jake Locker's injury in game four ... Appeared off the bench in the first four ... Completed 113-of-250 passes for 1,339 yards and four touchdowns ... Top passing game came against Oregon State, when he was 17-for-32 for 276 yards ... 12-for-28 for 181 yards and one touchdown vs. Arizona in his first start ... 13-for-27 for 186 yards and a score off the bench vs. Stanford, when he also rushed for a touchdown ... 192 yards on 13-of-40 passes vs. Arizona State, when he also caught a six-yard TD pass from Cody Bruns ... 11-for-16 for 99 yards at Washington State ... 11-for-25 for 98 yards with one TD and no interceptions vs. Notre Dame ... Threw for 95 yards and a TD on 7-of-13 passing off the bench vs. Oklahoma ... Won the Husky Fever 12th Man of the Year Award at the postseason awards banquet ... Earned the Huskies' offensive player of the week award after the Stanford game.


**2007** - Redshirted his true freshman season at UW ... Earned the Bob Jarvis Offensive Scout of the Year Award at the postseason awards banquet ... Enrolled at in school prior to the spring quarter of 2007 and participated in spring practice ... Named the team's offensive service team player of the week for the Ohio State and Arizona State games ... Traveled and dressed for every game as the No. 3 quarterback.

**High School** - Lettered four years at Redlands East Valley High School for Coach Kurt Bruich ... As a senior, completed 149 of 260 passes for 2,690 yards, 23 touchdowns and eight interceptions ... Led the Wildcats to a 7-4 overall record and a 6-1 mark in Citrus Belt League in 2006 ... Won the CBL title as both a junior and a senior ... Threw for 436 yards and three touchdowns in a game vs. Upland, and passed for 251 yard and four TDs vs. Colton ... notched 336 yards and three scores vs. Redlands High ... 263 yards and four touchdowns in the regular-season finale vs. named the No. 69 recruit (all positions) in California by Rivals ... Named to CalHiSports all-state third team and to the All-CIF Inland Division first team ... As a junior, passed for 2,379 yards with 34 touchdowns and just four interceptions ... Team went 10-1-1 in 2005, falling in the second round of the state playoffs with Fouch on the sideline with a shoulder injury ... Earned All-CIF Southern Section Division I first-team honors following his junior season ... As a sophomore, completed 55 percent of his passes for 1,480 yards, 17 touchdowns and three interceptions ... Team went 7-3-1 and made the state playoffs in 2004 ...

## Ronnie Fouch

Quarterback

**4** 6-2 ♦ 215 ♦ Senior ♦ 1L  
Redlands, Calif.  
(Washington)



**2010** - Honorable Mention selection on the All-Missouri Valley Football Conference Team as well as an offensive selection on the MVFC All-Newcomer squad ... Played and started all 11 games for the Sycamores ... Completed 168-of-289 passes for 2,252 yards and 20 touchdowns ... His 2,252 passing yards finished second in school history while his 20 touchdown passes are a new school record ... Completed 15-of-17 passes against Quincy, which set a school record for highest completion percentage in a game (88.2 %) ... Had seven games of over 200 yards passing and two of over 300 yards ... Posted four touchdown passes in three different games ... Had five games with multiple touchdown passes ... Averaged 218.36 passing yards per game, which was third in the league ... His 142.96 passer rating was fourth in the league and 18th nationally ... Averaged



Listed as the No. 44 quarterback recruit in the nation and No. 55 overall prospect in his state by Scout ... Tabbed the No. 21 pro-style QB prospect in the nation and the No. 72 overall recruit in California by Rivals ... A PrepStar all-region selection ... Also lettered two years in basketball.

**Personal** - Born May 30, 1989 to John and Rhonda Fouch ... Father played football at Arizona State ... Mother played volleyball at the University of Redlands ... Has one sister, Johnna, who is a current volleyball student-athlete at San Diego State ... Majoring in criminology.

## Ronnie Fouch's Career Statistics

RUSHING									
	g	att	yards	td	long	avg/c	avg/g		
2010	11	32	-26	0	20	-0.8	-2.4		
TOTAL	11	32	-26	0	20	-0.8	-2.4		
PASSING									
	g	cmp-att-int	yards	td	long	pct	avg/p	avg/g	effic
2010	11	168-289-5	2252	20	72	58.1	7.8	204.7	143.0
TOTAL	11	168-289-5	2252	20	72	58.1	7.8	204.7	143.0
TOTAL OFFENSE									
	g	rush	pass	total	avg/g				
2010	11	-26	2252	2226	202.4				
TOTAL	11	-26	2252	2226	202.4				
RECEIVING									
	g	rec	yards	td	long	rec/g	avg/c	avg/g	
2010	11	1	34	0	34	0.1	34.0	3.1	
TOTAL	11	1	34	0	34	0.1	34.0	3.1	
ALL PURPOSE									
	g	rush	rcv	pr	kr	ir	total	avg/g	
2010	11	-26	34	0	0	0	8	0.7	
TOTAL	11	-26	34	0	0	0	8	0.7	
PUNTING									
	g	no.	yards	long	avg				
2010	11	10	345	43	34.5				
TOTAL	11	10	345	43	34.5				

team as a junior and a senior ... Voted his team's most valuable player and offensive most valuable player ... Recorded 49 tackles and four interceptions as a senior ... Also rushed 107 times for 793 yards and caught 13 passes for 258 yards ... As a junior, tallied 132 carries for 624 yards and 12 receptions for 190 yards ... Recorded 27 receptions for 411 yards as a sophomore in 2006 ... Holds school records in rushing, receiving, touchdowns, kick return yards and punt returns ... Also earned three letters in basketball.

**Personal** - Born Nov. 6, 1990 to Calvin Burnett and Lisa Burnett in Orlando, Fla. ... Has two sisters, Cierra and LaCalbriel, and one brother, Ernest ... Majoring in business.

## Calvin Burnett's Career Statistics

KICK RETURNS									
	g	no.	yards	td	long	avg/r	avg/g		
2010	11	6	97	0	22	16.2	8.8		
TOTAL	11	6	97	0	22	16.2	8.8		
INTERCEPTIONS									
	g	no.	yards	td	long	avg/r	avg/g		
2010	11	6	39	0	39	6.5	3.5		
TOTAL	11	6	39	0	39	6.5	3.5		
ALL PURPOSE									
	g	rush	rcv	pr	kr	ir	total	avg/g	
2010	11	0	0	0	97	39	136	12.4	
TOTAL	11	0	0	0	97	39	136	12.4	
TACKLES									
	g	ua	a	total	tfl	pd	ff	fr	blk
2010	11	29	17	46	0.5-1	14	0	0	0
TOTAL	11	29	17	46	0.5-1	14	0	0	0

## Calvin Burnett

Defensive Back

**5** 5-9 ♦ 160 ♦ Sophomore ♦ 1L  
Orlando, Fla.  
(Hofstra)



**2010** - Was an honorable mention All-Missouri Valley Football Conference selection as well as a member of the MVFC All-Newcomer Team ... Recorded 46 total tackles on the year, including a season-high 10 tackles against South Dakota State ... Led the team with six interceptions, including two at Youngstown State ... Had .5 tackles for loss, garnering that at North Dakota State ... Intercepted passes against Quicy, Missouri State, South Dakota State, Youngstown State and Southern Illinois ... Had eight pass breakups ... His .55 interceptions per game average was second in the league and tied for 10th nationally.


**At Hofstra** - Redshirted at Hofstra University in 2009.

**High School** - Lettered three years for Coach Andy Johnson at Freedom High School ... Selected to Central Florida All-Star team and was named to All-Metro

## Julian Easterly

Defensive Back

**6** 6-0 ♦ 190 ♦ Senior ♦ 3L  
Detroit, Mich.  
(Cass Tech)



**2010** - Named a second team member of the Missouri Valley Football Conference's All-Academic team ... Saw action in eight contests ... Recorded four tackles on the season, including two in the Youngstown State road victory.

**2009** - In 11 games played, he posted nine total tackles, including one for a loss ... Season-best three tackles came against North Dakota State ... Also had two tackles versus Southern Illinois.

**2008** - Recorded 14 total tackles during the year, while also recovering a fumble ... Posted a career-best four tackles in the annual Homecoming contest against South Dakota State ... Also had multi-tackle outing against North Dakota State, Northern Iowa and Missouri State ... Recovered a fumble against Illinois State.

**High School** - Lettered in football and track for four seasons ... Named all-city in football ... Earned all-city, all-region and all-state honors in track ... Placed fifth in



the state of Michigan in the 200 meter dash ... Played for coach Thomas Wilcher.

**Personal** - Born Julian Marcellus Easterly on May 10, 1990 to Zacahary and Karen Easterly in Paducah, Ky. ... Majoring in English.

### Julian Easterly's Career Statistics

TACKLES	g	ua	a	total	tfl	pd	ff	fr	blk
2008	7	7	7	14	0.0-0	0	0	1	0
2009	11	3	6	9	0.0-0	0	0	0	0
2010	8	4	0	4	0.0-0	0	0	0	0
TOTAL	26	14	13	27	0.0-0	0	0	1	0

## Larry Carter

**Defensive Back**

**8** 6-0 ♦ 185 ♦ Senior ♦ 3L

Middletown, Ohio  
(Middletown)

**2010** - Played in 10 games, making 46 total tackles, including 30 solo stops ... Recorded a career-high 12 tackles against South Dakota State ... Had eight games with multiple tackles.

**2009** - Tallied 55 total stops in 11 games played, including 29 solo stops and 26 assists ... Had one tackle for a loss ... Recorded his first career interception against Missouri State ... Broke up a pass ... Tallied nine tackles versus Youngstown State while also tallying eight versus Western Illinois ... Had seven stops against South Dakota State and six more versus North Dakota State ... Ranked in a tie for 23rd in the MVFC for interceptions.

**2008** - Named to the Missouri Valley Conference All-Newcomer Team ... In 10 games played, recorded 34 total tackles, including 18 solo stops ... Credited with a sack against Southeast Missouri State ... Broke up four passes and recovered a fumble at Southern Illinois ... His 0.17 fumbles recovered per game in MVFC play, ranked in a tie for eighth-best in conference games only.

**Previous School** - Letter for three seasons under caoch Ron Johnson at Middletown High School ... Named All-Academic GMC ... Was named the team's defensive player of the year as a senior ... Was a second-team all-conference selection ... Also lettered in track and field.

**Personal** - Born Larry D. Carter on December 6, 1988 to Larry and Roxanne Carter in Key West, Fla. ... Majoring in Physical Education .... Cousin of Chris Carter, former NFL wide receiver with the Minnesota Vikings.

### Larry Carter's Career Statistics

SCORING	g	td	rush	rcv	ret	pat	2pat	fg	total	avg/g
2008	10	0	0	0	0	0	0	0	2	0.2
2009	11	0	0	0	0	0	0	0	0	0.0
2010	10	0	0	0	0	0	0	0	0	0.0
TOTAL	31	0	0	0	0	0	0	0	2	0.1

INTERCEPTIONS	g	no.	yards	td	long	avg/r	avg/g
2008	10	0	0	0	0	0.0	0.0
2009	11	1	0	0	0	0.0	0.0
2010	10	0	0	0	0	0.0	0.0
TOTAL	31	1	0	0	0	0.0	0.0

ALL PURPOSE	g	rush	rcv	pr	kr	ir	total	avg/g
2008	10	0	0	0	0	0	0	0.0
2009	11	0	0	0	0	0	0	0.0
2010	10	0	0	0	0	0	0	0.0
TOTAL	31	0	0	0	0	0	0	0.0

TACKLES	g	ua	a	total	tfl	pd	ff	fr	blk
2008	10	18	16	34	1.0-3	4	0	1	0
2009	11	29	26	55	1.0-2	2	0	0	0
2010	10	30	16	46	0.0-0	6	0	0	0
TOTAL	31	77	58	135	2.0-5	12	0	1	0

SACKS	g	ua	a	total	yards
2008	10	0	1	1	3
2009	11	0	0	0	0
2010	10	0	0	0	0
TOTAL	31	0	1	1	3

## Brock Lough

**Full Back**

**9** 6-0 ♦ 230 ♦ Senior ♦ 3L

Terre Haute, Ind.  
(South Vigo)

**2010** - Was a First Team All-Missouri Valley Football Conference selection as a fullback ... Had 50 rushes for 243 yards and a touchdown ... Season-long rush of 15 yards at North Dakota State ... Rushed eight times for 49 yards at Youngstown State ... Caught 10 passes for 66 yards and a touchdown at Southern Illinois ... Season-long reception of 14 yards came at SIU ... Posted three special teams tackles on the year.

**2009** - In eight games played, he had five rushes for nine yards, averaging 1.6 yards per attempt ... Caught five passes for 47 yards, averaging 9.4 yards per catch, including a season-best 17 yard reception against Western Illinois ... Had two rushes for six yards at Louisville ... Caught two passes for 23 yards against Western Illinois and added two more for 14 yards versus Quincy.

**2008** - Played in all 12 games for the Sycamores ... Was credited with 46 rushing attempts for 167 yards on the season, an average of 3.6 yards per carry. Season long rush of 16 yards came at Eastern Illinois ... Averaged nearly 14 yards per carry ... Caught eight passes for 88 yards, an average of 11 yards per catch ... Longest reception of the season was 20 yards in the season finale against Missouri State ... Returned a kickoff for 26 yards against Eastern Illinois ... Rushed for a season-high 40 yards on seven carries at Southern Illinois ... Also posted 35 yards on the

# ALWAYS GLORIOUS ON GAMEDAY



ground against Northern Iowa, 34 versus Eastern Illinois and finished with 28 yards against Missouri State ... Caught three passes for 30 yards at Youngstown State ... Had 281 all-purpose yards on the year, which was fourth-best on the team.

**High School** - Earned All-Wabash Valley honors as a senior ... Named to the Wabash Valley All-Star Game squad ... Lettered in basketball, track, baseball and football ... Played for coach Mark Raetz.

**Personal** - Born Donald Brock Lough on September 10, 1989 to Jeff and Cheryl Lough in Terre Haute, Ind. ... Majoring in Communications.

## Brock Lough's Career Statistics

RUSHING	g	att	yards	td	long	avg/c	avg/g
2008	12	46	167	0	16	3.6	13.9
2009	8	5	8	0	3	1.6	1.0
2010	11	50	243	1	15	4.9	22.1
TOTAL	31	101	418	1	16	4.1	13.5

TOTAL OFFENSE	g	rush	pass	total	avg/g
2008	12	167	0	167	13.9
2009	8	8	0	8	1.0
2010	11	243	0	243	22.1
TOTAL	31	418	0	418	13.5

RECEIVING	g	rec	yards	td	long	rec/g	avg/c	avg/g
2008	12	8	88	0	20	0.7	11.0	7.3
2009	8	5	47	0	17	0.6	9.4	5.9
2010	11	10	66	1	14	0.9	6.6	6.0
TOTAL	31	23	201	1	20	0.7	8.7	6.5

SCORING	g	td	rush	rcv	ret	pat	2pat	fg	total	avg/g
2008	12	0	0	0	0	0	0	0	0	0.0
2009	8	0	0	0	0	0	0	0	0	0.0
2010	11	2	1	1	0	0	0	0	12	1.1
TOTAL	31	2	1	1	0	0	0	0	12	0.4

KICK RETURNS	g	no.	yards	td	long	avg/r	avg/g
2008	12	1	26	0	26	26.0	2.2
2009	8	0	0	0	0	0.0	0.0
2010	11	1	2	0	2	2.0	0.2
TOTAL	31	2	28	0	26	14.0	0.9

ALL PURPOSE	g	rush	rcv	pr	kr	ir	total	avg/g
2008	12	167	88	0	26	0	281	23.4
2009	8	8	47	0	0	0	55	6.9
2010	11	243	66	0	2	0	311	28.3
TOTAL	31	418	201	0	28	0	647	20.9

TACKLES	g	ua	a	total	tfl	pd	ff	fr	blk
2008	12	3	1	4	0.0-0	0	0	0	0
2009	8	2	0	2	1.0-1	0	0	0	0
2010	11	2	1	3	0.0-0	0	0	0	0
TOTAL	31	7	2	9	1.0-1	0	0	0	0

yards against Missouri State.

**At Northeastern Oklahoma A&M** - Played one season under Coach Donnie Bigby ... Was a first team all-conference selection ... Posted 30 pass receptions for 635 yards and eight touchdowns.

**High School** - Lettered four years for Coach Bill Patterson at Owasso High School under coach Bill Patterson ... Named to the all-state team ... Also lettered four years in track & field.

**Personal** - Born Oct. 11, 1990 ... Parents are Jelios Goodlett and Wanda Calvin and Charles Calvin of Tulsa, Okla. ... Majoring in exercise science.

## John Goodlett's Career Statistics

RECEIVING	g	rec	yards	td	long	rec/g	avg/c	avg/g
2010	10	11	130	0	24	1.1	11.8	13.0
TOTAL	10	11	130	0	24	1.1	11.8	13.0

ALL PURPOSE	g	rush	rcv	pr	kr	ir	total	avg/g
2010	10	0	130	0	0	0	130	13.0
TOTAL	10	0	130	0	0	0	130	13.0

## Coy Glass

### Quarterback

**11** 6-2 ♦ 215 ♦ Senior ♦ 1L  
Redlands, Calif.  
(Hofstra)



**2010** - Saw action in all 11 games as the team's backup quarterback as well as the holder on all kicks ... Completed 11-of-25 passes for 116 yards and a touchdown ... Was 11-of-22 for 116 yards and a touchdown at Southern Illinois, a game in which he saw the most action of the season ... Season-long rush of six yards came at SIU.

**At Hofstra** - Played as the backup quarterback at Hofstra in 2009.


**At Riverside CC** - Played two seasons under Coach Bill Brown ... Holds the school record for most touchdowns thrown in a single game with five ... Named his team's most valuable offensive player.

**High School** - Lettered three years for Coach Jim Walker at Redlands High School ... Was an all-league selection ... Tabbed his squad's most valuable player ... His 2006 team won the league championship and set the school record for most wins in a season ... Also lettered three years in baseball, where he garnered all-league honors and was voted his team's MVP.

## John Goodlett

### Wide Receiver

**10** 6-0 ♦ 180 ♦ Junior ♦ 1L  
Owasso, Okla.  
(Northeastern Oklahoma A&M)



**2010** - Saw action in 10 contests, including making a pair of starts in the first two games of the year ... Caught 11 passes for 130 yards, including a long of 24 yards against Quincy ... Made five catches for 48 yards against Quincy ... Also tallied two catches for 43 yards at North Dakota State and two catches for 22



**Personal** - Born June 21, 1989 to Coy and Dianna Glass in Riverside, Calif. ... His mother, Dianna, played soccer at Long Beach State, while his uncle, Jeff Sanchez, was an All-American at Georgia in 1982 and 1983 and was drafted by the Pittsburgh Steelers ... Majoring in psychology.

### Coy Glass' Career Statistics

RUSHING							
	g	att	yards	td	long	avg/c	avg/g
2010	11	5	-13	0	6	-2.6	-1.2
TOTAL	11	5	-13	0	6	-2.6	-1.2

PASSING									
	g	cmp-att-int	yards	td	long	pct	avg/p	avg/g	effic
2010	11	11-25-2	116	1	24	44.0	4.6	10.5	80.2
TOTAL	11	11-25-2	116	1	24	44.0	4.6	10.5	80.2

TOTAL OFFENSE					
	g	rush	pass	total	avg/g
2010	11	-13	116	103	9.4
TOTAL	11	-13	116	103	9.4

ALL PURPOSE								
	g	rush	rcv	pr	kr	ir	total	avg/g
2010	11	-13	0	0	0	0	-13	-1.2
TOTAL	11	-13	0	0	0	0	-13	-1.2

TACKLES									
	g	ua	a	total	tfl	pd	ff	fr	blk
2010	11	1	0	1	0.0-0	0	0	0	0
TOTAL	11	1	0	1	0.0-0	0	0	0	0

### Chris O'Leary

**Quarterback**  
**6-2 ♦ 210 ♦ Freshman ♦ RS**  
**Terre Haute, Ind.**  
**(North Vigo)**



12

**2010** - Sat out the season as a redshirt.

**High School** - Lettered three years for Coach Chris Barrett at North Vigo High School ... Earned all-state honorable mention, all-county and all-conference honors ... Voted his team's most valuable player and offensive player of the year ... Garnered the Humphrey Award as Vigo County's MVP ... Had a 56 percent completion rate ... Passed for 2,000 yards and 16 touchdowns, while also rushing for 500 yards and 10 TDs ... Also lettered three years in basketball.

**Personal** - Born Nov. 7, 1991 to Patrick and Julie O'Leary ... Has three brothers, Marc, Dan and Matt ... Communications major.

### Travis Johnson

**Defensive Back**  
**6-1 ♦ 190 ♦ Junior ♦ 2L**  
**Marshall, Ill.**  
**(Marshall)**



14

**2010** - Played in seven games on special teams as well as on defense ... Recorded two tackles on the year, including one stop each against Quincy and Southern Illinois.

**2009** - Saw action in five contests, completing 22-of-48 passes for 152 yards ... Averaged 30.4 passing yards per game ... Completed a career-high 11 passes for 645 yards at South Dakota State .. Was 8-of-15 against Eastern Illinois.

**2008** - Sat out the season as a redshirt.

**High School** - Was a First Team All-State Quarterback as a senior ... Also named First Team All-Conference ... Likewise earned First Team All-Conference honors as a senior ... Tri-captain ... Selected to play East/West Shrine All-State Game ... Also selected to play in the Wabash Valley All-Star Game ... Passed for 2,893 yards and 34 touchdowns ... Holds all of the Marshall HS career passing records ... Played for coach Troy Johnson.

**Personal** - Born Travis Lee Johnson on October 10, 1989 to Troy and Cindy Johnson in Terre Haute, Ind. ... Majoring in Exercise Science ... Father, Troy, played at Indiana State from 1982-1987, served as an assistant coach in 2008 and is the current head coach at Mattoon (Ill.) High School.

### Travis Johnson's Career Statistics

RUSHING							
	g	att	yards	td	long	avg/c	avg/g
2009	5	11	-37	0	2	-3.4	-7.4
2010	7	0	0	0	0	0.0	0.0
TOTAL	12	11	-37	0	2	-3.4	-3.1

PASSING									
	g	cmp-att-int	yards	td	long	pct	avg/p	avg/g	effic
2009	5	22-48-3	152	0	18	45.8	3.2	30.4	59.9
2010	7	0-0-0	0	0	0	0.0	0.0	0.0	0.0
TOTAL	12	22-48-3	152	0	18	45.8	3.2	12.7	59.9

TOTAL OFFENSE					
	g	rush	pass	total	avg/g
2009	5	-37	152	115	23.0
2010	7	0	0	0	0.0
TOTAL	12	-37	152	115	9.6

ALL PURPOSE								
	g	rush	rcv	pr	kr	ir	total	avg/g
2009	5	-37	0	0	0	0	-37	-7.4
2010	7	0	0	0	0	0	0	0.0
TOTAL	12	-37	0	0	0	0	-37	-3.1

TACKLES									
	g	ua	a	total	tfl	pd	ff	fr	blk
2009	5	0	0	0	0.0-0	0	0	0	0
2010	7	2	0	2	0.0-0	0	0	0	0
TOTAL	12	2	0	2	0.0-0	0	0	0	0



## Ryan Roberts

Linebacker

6-4 ♦ 225 ♦ Senior ♦ 3L

West York, Ill.

(Hutsonville)



15

**2010** - Played in eight games for the Sycamores, including making eight starts at the strong side linebacker position ... Posted 48 total tackles on the year, including 25 solo stops ... Made nine total tackles against Missouri State, which is a new career high ... Recorded multiple tackles in all eight games ... Had nine tackles for loss on the year, including three against Missouri State ... Recorded two quarterback sacks, one each against Cincinnati and another against South Dakota State ... Forced two fumbles on the year, one against Western Illinois and the other against South Dakota State ... Was credited with three quarterback hurries and four pass breakups.

**2009** - Team's second leading rusher as he rushed for 347 yards on 88 attempts, an average of 3.9 yards per rush as well as 31.5 yards per game from the quarterback position ... Completed 60-of-124 passes for 561 yards with a 39-yard touchdown at Illinois State ... Caught five passes as he started the campaign at the wide receiver position for 42 yards, averaging 8.4 yards per catch with a touchdown in the season opener against Quincy ... Rushed for 160 yards on 16 attempts against Western Illinois, including a 91-yard scoring scamper which was the longest scoring rush in the history of the Indiana State football program ... Reached the end zone on the ground twice in two consecutive contests (at Illinois State & Western Illinois) ... Caught three passes for 18 yards against Quincy as well as two for 24 yards versus Louisville ... Was 11-of-18 passing against Youngstown State in his first start of the season under center for 78 yards .. Tallied a 10-of-16 passing performance against Illinois State for 136 yards with a touchdown ... Accounted for seven of Indiana State's 12 total touchdowns ... His 31.55 rushing yards per game ranked 14th in the MVFC ... His 80.99 passing efficiency ranking was eighth in the league while his 82.55 yards of total offense per game was 12th ... Averaged scoring 3.3 points per game, which ranked in a tie for 14th in the conference.

**2008** — Named to the Missouri Valley Football Conference All-Newcomer Team ... Earned his first career start on defense against Illinois State and then started at the quarterback position for the final six games of the season, beginning with the Western Illinois contest ... Recorded nine total tackles playing the Sycamore secondary during the first six games of the year ... Moved over the offensive side of the ball and started at quarterback where he paced the team by completing 38-of-84 passes for 294 yards ... Averaged 24.5 passing yards per game, despite playing the quarterback position only half of the season, which was ninth-best in the conference ... In league games only, Roberts averaged 36.8 passing yards

per game, which was ninth-best in the league ... Long pass of 20 yards came in the season finale against Missouri State ... Rushed for 194 yards on 107 attempts with three touchdowns ... Averaged 16.2 rushing yards per game, which ranked 23rd best in the MVC ... Averaged 40.7 yards of total offense per game, which was 22nd-best in the league ... Reached pay dirt twice against Youngstown State and again versus Missouri State ... Season-high of 59 rushing yards came against the Penguins ... Had a season-long rush of 19 yards at North Dakota State ... Returned three kicks on the year, including a long of 25 yards versus Western Illinois ... On defense, he recorded three total tackles against Illinois State.

**High School** — Four-year letterwinner in both football and basketball at Hutsonville HS ... Was an all-conference selection in both football and basketball ... Hutsonville's all-time rushing and passing leader and well as most victories ever by a quarterback ... Played for coach Scott Zane.

**Personal** — Born Ryan Michael Roberts on March 25, 1990 to Greg and Jeanae Roberts in Sullivan, Ind. ... Open Preference major.

### Ryan Roberts' Career Statistics

RUSHING									
	g	att	yards	td	long	avg/c	avg/g		
2008	12	107	194	3	19	1.8	16.2		
2009	11	88	347	5	91	3.9	31.5		
2010	8	0	0	0	0	0.0	0.0		
<b>TOTAL</b>	<b>31</b>	<b>195</b>	<b>541</b>	<b>8</b>	<b>91</b>	<b>2.8</b>	<b>17.5</b>		

PASSING									
	g	cmp-att-int	yards	td	long	pct	avg/p	avg/g	effc
2008	12	39-84-3	294	0	20	46.4	3.5	24.5	68.7
2009	11	60-124-5	561	1	39	48.4	4.5	51.0	81.0
2010	8	0-0-0	0	0	0	0.0	0.0	0.0	0.0
<b>TOTAL</b>	<b>31</b>	<b>99-208-8</b>	<b>855</b>	<b>1</b>	<b>39</b>	<b>47.6</b>	<b>4.1</b>	<b>27.6</b>	<b>76.0</b>

TOTAL OFFENSE					
	g	rush	pass	total	avg/g
2008	12	194	294	488	40.7
2009	11	347	561	908	82.5
2010	8	0	0	0	0.0
<b>TOTAL</b>	<b>31</b>	<b>541</b>	<b>855</b>	<b>1396</b>	<b>45.0</b>

RECEIVING								
	g	rec	yards	td	long	rec/g	avg/c	avg/g
2008	12	0	0	0	0	0.0	0.0	0.0
2009	11	5	42	1	16	0.5	8.4	3.8
2010	8	0	0	0	0	0.0	0.0	0.0
<b>TOTAL</b>	<b>31</b>	<b>5</b>	<b>42</b>	<b>1</b>	<b>16</b>	<b>0.2</b>	<b>8.4</b>	<b>1.4</b>

SCORING										
	g	td	rush	rcv	ret	pat	2pat	fg	total	avg/g
2008	12	3	3	0	0	0	0	0	18	1.5
2009	11	6	5	1	0	0	0	0	36	3.3
2010	8	0	0	0	0	0	0	0	0	0.0
<b>TOTAL</b>	<b>31</b>	<b>9</b>	<b>8</b>	<b>1</b>	<b>0</b>	<b>0</b>	<b>0</b>	<b>0</b>	<b>54</b>	<b>1.7</b>

KICK RETURNS							
	g	no.	yards	td	long	avg/r	avg/g
2008	12	3	64	0	25	21.3	5.3
2009	11	0	0	0	0	0.0	0.0
2010	8	0	0	0	0	0.0	0.0
<b>TOTAL</b>	<b>31</b>	<b>3</b>	<b>64</b>	<b>0</b>	<b>25</b>	<b>21.3</b>	<b>2.1</b>

ALL PURPOSE								
	g	rush	rcv	pr	kr	ir	total	avg/g
2008	12	194	0	0	64	0	258	21.5
2009	11	347	42	0	0	0	389	35.4
2010	8	0	0	0	0	0	0	0.0
<b>TOTAL</b>	<b>31</b>	<b>541</b>	<b>42</b>	<b>0</b>	<b>64</b>	<b>0</b>	<b>647</b>	<b>20.9</b>


  

TACKLES									
	g	ua	a	total	tfl	pd	ff	fr	blk
2008	12	6	3	9	0.0-0	0	0	0	0
2009	11	0	1	1	0.0-0	0	0	0	0
2010	8	25	23	48	8.5-35	4	2	0	0
<b>TOTAL</b>	<b>31</b>	<b>31</b>	<b>27</b>	<b>58</b>	<b>8.5-35</b>	<b>4</b>	<b>2</b>	<b>0</b>	<b>0</b>

SACKS					
	g	ua	a	total	yards
2008	12	0	0	0	0
2009	11	0	0	0	0
2010	8	2	0	2	17
<b>TOTAL</b>	<b>31</b>	<b>2</b>	<b>0</b>	<b>2</b>	<b>17</b>

**17** **Ednut Egberongbe**  
**Wide Receiver**  
 6-3 ♦ 190 ♦ Senior ♦ 1L  
 Queens, N.Y.  
 (Hudson Valley JC)



**2010** - Played in nine games, making one start at wide receiver in the season opener against St. Joseph's College ... Hauled in 10 receptions, totaling 105 yards ... Made a touchdown catch against Missouri State ... Caught a season-high three passes at Cincinnati and at Youngstown State .... Tallied two receptions for 43 yards, including a 36-yarder against Missouri State.

**At Hudson Valley CC** - Played two seasons under coaches Oji Fagan & Chris Bocage ... Was an all-conference wide receiver ... Earned his team's most improved player award as a sophomore.

**High School** - Lettered for Coach Walter Wilkerson at Far Rockaway High School ... Voted his team's most valuable player ... Named All-Boro and was ranked as one of the top 15 players in Queens ... Also lettered in basketball and was MVP of his squad.

**Personal** - Born June 8, 1989 to Ronke Aregbesola and Tunde Egberongbe in Far Rockaway, N.Y. ... Majoring in accounting.

**Ednut Egberongbe's Career Statistics**

RECEIVING	g	rec	yards	td	long	rec/g	avg/c	avg/g
2010	9	10	105	1	36	1.1	10.5	11.7
TOTAL	9	10	105	1	36	1.1	10.5	11.7

SCORING	g	td	rush	rcv	ret	pat	2pat	fg	total	avg/g
2010	9	1	0	1	0	0	0	0	6	0.7
TOTAL	9	1	0	1	0	0	0	0	6	0.7

ALL PURPOSE	g	rush	rcv	pr	kr	ir	total	avg/g
2010	9	0	105	0	0	0	105	11.7
TOTAL	9	0	105	0	0	0	105	11.7

**19** **Justin Hilton**  
**Wide Receiver**  
 6-3 ♦ 190 ♦ Senior ♦ 1L  
 Kissimmee, Fla.  
 (Butte CC)



**2010** - Was selected to the honorable mention All-Missouri Valley Football Conference squad as well as the MVFC All-Newcomer team ... Started all 11 games at wide receiver ... Finished the season with 40 pass receptions for 684 yards and seven touchdowns ... His seven TD receptions were just one shy of the school record ... Had nine games in which he caught multiple passes ... Two games with multiple touchdown passes ... Went over 100-yards receiving twice with 131 against Quincy and 146 versus Missouri State ... Tallied a season-best nine pass receptions at North Dakota State ... Caught a season-long 72-yard pass against Quincy ... His 3.64 pass receptions per game ranked 12th in the league ... His 62.18 receiving yards per game was eighth in the league.

**At Butte College** - Caught 25 passes for 620 yards with eight touchdowns as his time won the 2008 National Junior College Championship ... Was named the Butte College Wide Receiver of the Year.

**High School** - Lettered three years for Coach Tyler Anderson at Harmony High School ... Named all-county, as well as All-Central Florida, as a junior ... Was a first team all-county and All-Central Florida selection his senior season ... Participated in the Central Florida All-Star Game in 2007 ... As a junior, he recorded 37 catches for 608 yards and eight touchdowns while also rushing for a score ... As a senior, he posted 22 pass receptions for 11 touchdowns ... Also lettered three years in track & field and two years in basketball ... In track, he was third in the state of Florida in the high jump, posting a mark of 6-8 as a senior.

**Personal** - Born Justin Samuel Hilton on Dec. 8, 1988 in Baltimore, Md. ... Has one brother, Jesse Hastings, who plays basketball at Florida College ... Majoring in criminology.



## Justin Hilton's Career Statistics

RECEIVING								
	g	rec	yards	td	long	rec/g	avg/c	avg/g
2010	11	40	684	7	72	3.6	17.1	62.2
TOTAL	11	40	684	7	72	3.6	17.1	62.2

SCORING										
	g	td	rush	rcv	ret	pat	2pat	fg	total	avg/g
2010	11	8	0	7	1	0	0	0	48	4.4
TOTAL	11	8	0	7	1	0	0	0	48	4.4

PUNT RETURNS							
	g	no.	yards	td	long	avg/r	avg/g
2010	11	1	21	1	0	21.0	1.9
TOTAL	11	1	21	1	0	21.0	1.9

ALL PURPOSE								
	g	rush	rcv	pr	kr	ir	total	avg/g
2010	11	0	684	21	0	0	705	64.1
TOTAL	11	0	684	21	0	0	705	64.1

TACKLES									
	g	ua	a	total	tfl	pd	ff	fr	blk
2010	11	0	0	0	0.0-0	0	0	0	1
TOTAL	11	0	0	0	0.0-0	0	0	0	1

Painter in Fort Wayne, Ind. ... Majoring in Pre-Pharmacy ... Has nine siblings ... Brother, Alex, played football at Earlham College while his brother, Adam, played baseball at Earlham ... Earned the IHSAA Role Model Award in 2007-08.

## Dillon Painter's Career Statistics

INTERCEPTIONS							
	g	no.	yards	td	long	avg/r	avg/g
2009	11	1	-2	0	0	-2.0	-0.2
2010	11	0	0	0	0	0.0	0.0
TOTAL	22	1	-2	0	0	-2.0	-0.1

ALL PURPOSE								
	g	rush	rcv	pr	kr	ir	total	avg/g
2009	11	0	0	0	0	-2	-2	-0.2
2010	11	0	0	0	0	0	0	0.0
TOTAL	22	0	0	0	0	-2	-2	-0.1

TACKLES									
	g	ua	a	total	tfl	pd	ff	fr	blk
2009	11	6	14	20	1.5-4	1	0	1	0
2010	11	26	13	39	2.0-10	1	0	1	0
TOTAL	22	32	27	59	3.5-14	2	0	2	0

SACKS					
	g	ua	a	total	yards
2009	11	0	0	0	0
2010	11	1	0	1	9
TOTAL	22	1	0	1	9

## Dillon Painter

Defensive Back

6-2 ♦ 220 ♦ Junior ♦ 2L

Fort Wayne, Ind.

(Snider)



**2010** – Played in all 11 games, earning a pair of starts at strong side linebacker against Southern Illinois and Youngstown State ... Tallied 39 total tackles on the season, including 26 solo stops ... Made three tackles for loss, one each against St. Joseph's College, Northern Iowa and at Youngstown State ... Recorded one quarterback sack against St. Joseph's College ... Recovered a fumble at Southern Illinois .... Credited with a quarterback hurry and a pass breakup against Youngstown State.

**2009** – In 11 games played, he recorded 20 total tackles, including two for loses ... Posted an interception at Missouri State ... Recovered a fumble against Eastern Illinois ... Posted a season-best seven tackles at Missouri State with five others against Youngstown State ... Tackles for loss were against Missouri State and Western Illinois ... Ranked in a tie for 23rd conference-wide for interceptions.

**High School** – Lettered for four seasons in football and track ... All-conference selection as both a junior and senior ... All-area selection as both a junior and senior as well ... In 2008, earned All-State Class 5 A honors ... A Region All-State as a senior ... Junior All-State selection in both 2006 and 2007 ... Defensive MVP and team captain as a senior ... Named to the GameNight Fantastic 50 following his junior and senior seasons ... GameNight Special Teams Player of the Year as a senior ... Recorded 181 tackles plus 16 pass breakups ... In 50 punt returns, totaled 767 yards ... Holds his high school's career record with 19 interceptions ... Coached by Russ Isaacs.

**Personal** – Born Dillon James Painter on September 22, 1990 to Deb and Dan


## CJ Ullysse

Defensive Back

5-10 ♦ 180 ♦ Sophomore ♦ 1L

Miami, Fla.

(Cypress Bay)



**2010** – Saw action in 10 games, including starts in four games at cornerback ... Recorded 15 total tackles on the year, including 12 solo stops ... Had a season-high four tackles in the season opener against St. Joseph's College ... Had tackles for loss against St. Joseph's College and Cincinnati ... Posted an interception at Western Illinois ... Was credited with one pass breakup.

**2009** – Sat out the season as a redshirt.

**High School** – All-conference and all-region selection at Cypress Bay High School ... Coached by Doug Dutton, who played football at Indiana State.

**Personal** – Born CJ Ullysse on May 22, 1991 to Carlo Ullysse and Marie Ullysse-Lanoue in Miami, Fla. ... Majoring in Business Management.

## CJ Ullysse Career Statistics

INTERCEPTIONS							
	g	no.	yards	td	long	avg/r	avg/g
2010	10	1	0	0	0	0.0	0.0
TOTAL	10	1	0	0	0	0.0	0.0

ALL PURPOSE								
	g	rush	rcv	pr	kr	ir	total	avg/g
2010	10	0	0	0	0	0	0	0.0
TOTAL	10	0	0	0	0	0	0	0.0

TACKLES									
	g	ua	a	total	tfl	pd	ff	fr	blk
2010	10	12	3	15	2.0-2	2	0	0	0
TOTAL	10	12	3	15	2.0-2	2	0	0	0



# Shakir Bell

Running Back

22  
5-8 ♦ 185 ♦ Sophomore ♦ 1L  
Indianapolis, Ind.  
(Warren Central)



**2010** - Named to the Missouri Valley Football Conference's All-Newcomer Team ... Finished the year with 95 rushes for 649 yards and two touchdowns .. Had a season-long 62-yard rush against Illinois State .. Had three games of over 100-yard rushing, including 14 rushes for 146 yards versus the Redbirds ... Season-best 156 rushing yards against Quincy ... Caught one pass ... Recorded one special teams tackle ... His 59 rushing yards per game was 12th in the league.

**High School** - Lettered for Coach John Hart and Warren Central High School ... Named a 2010 Parade All-American ... Honored as first-team all-state by the Associated Press and IFCA ... Selected as one of the top 50 players in the state by the IFCA ... Set a Class 5A record and was the second leading rusher in the nation with 3,105 rushing yards last season ... Scored a total of 38 touchdowns last season, while averaging 7.7 yards per carry ... Averaged 204 rushing yards per game.

**Personal** - Mother is Kimberly Smith ... Grandmother is Joyce Footman ... Has one sister, Ischela ... Undecided on an academic major.

## Shakir Bell's Career Statistics

RUSHING										
	g	att	yards	td	long	avg/c	avg/g			
2010	11	95	649	2	62	6.8	59.0			
TOTAL	11	95	649	2	62	6.8	59.0			
TOTAL OFFENSE										
	g	rush	pass	total	avg/g					
2010	11	649	0	649	59.0					
TOTAL	11	649	0	649	59.0					
RECEIVING										
	g	rec	yards	td	long	rec/g	avg/c	avg/g		
2010	11	1	1	0	1	0.1	1.0	0.1		
TOTAL	11	1	1	0	1	0.1	1.0	0.1		
SCORING										
	g	td	rush	rcv	ret	pat	2pat	fg	total	avg/g
2010	11	2	2	0	0	0	0	0	12	1.1
TOTAL	11	2	2	0	0	0	0	0	12	1.1
ALL PURPOSE										
	g	rush	rcv	pr	kr	ir	total	avg/g		
2010	11	649	1	0	0	0	650	59.1		
TOTAL	11	649	1	0	0	0	650	59.1		
TACKLES										
	g	ua	a	total	tfl	pd	ff	fr	blk	
2010	11	1	0	1	0.0-0	0	0	0	0	
TOTAL	11	1	0	1	0.0-0	0	0	0	0	

# Demory Lawshe

Wide Receiver

7  
6-1 ♦ 195 ♦ Sophomore ♦ 1L  
Indianapolis, Ind.  
(Lawrence North)



**2010** - Played in all 11 games for the Sycamores on special teams and as a wide receiver ... Caught two passes for 14 yards and was credited with a pair of yards for two yards ... Caught one pass for nine yards at Western Illinois and one more for five yards at Cincinnati ... Had two rushes at Youngstown State ... Made one special teams tackle at Youngstown State.

**High School** - Named team offensive player of the year as a junior ... Was voted all-state honorable mention, all-conference honorable mention, and all-county honorable mention the same year ... Posted 25 catches for 3 receiving touchdowns, and 19 rushes for 2 rushing touchdowns ... Earned all-state honorable mention, all-conference, and all-county honors senior year ... Named the team MVP, team offensive player of the year, and team captain award senior season after averaging 5.7 yards a carry to score 6 rushing touchdowns ... Passed for 725 yards (64-123) scoring 8 touchdowns.

**Personal** - Born Demory Larry Lawshe in Indianapolis, Ind. to Larry and Machaud Lawshe ... Has three sisters: Chimere (27), Damare (13), and Cayla (8), and one brother, Calvin (20) ... Cousin Jim Jackson played basketball at Ohio State (1989-1992), cousin Rodney Culver played football at Notre Dame (1989-1992), and uncle Calvin Lawshe played basketball at Toledo. Majoring in Sports Marketing and Management.

## Demory Lawshe's Career Statistics

RUSHING									
	g	att	yards	td	long	avg/c	avg/g		
2010	11	2	2	0	3	1.0	0.2		
TOTAL	11	2	2	0	3	1.0	0.2		
TOTAL OFFENSE									
	g	rush	pass	total	avg/g				
2010	11	2	0	2	0.2				
TOTAL	11	2	0	2	0.2				
RECEIVING									
	g	rec	yards	td	long	rec/g	avg/c	avg/g	
2010	11	2	14	0	9	0.2	7.0	1.3	
TOTAL	11	2	14	0	9	0.2	7.0	1.3	
ALL PURPOSE									
	g	rush	rcv	pr	kr	ir	total	avg/g	
2010	11	2	14	0	0	0	16	1.5	
TOTAL	11	2	14	0	0	0	16	1.5	
TACKLES									
	g	ua	a	total	tfl	pd	ff	fr	blk
2010	11	1	0	1	0.0-0	0	0	0	0
TOTAL	11	1	0	1	0.0-0	0	0	0	0



## George Cheeseborough

Running Back

5-7 ♦ 170 ♦ Junior ♦ 1L

Indianapolis, Ind.

(Warren Central)



24

**2010** - Saw action in nine games ... Had 23 rushes for 126 yards with a pair of touchdowns ... Tallied a season-high 52 rushing yards on six attempts with a TD in the season opener against St. Joseph's College ... Recorded his other rushing touchdown against Illinois State ... Long rush of 28 yards came against Illinois State ... Had 18 kickoff returns for a total of 250 yards, including a long of 25 yards versus the Redbirds ... Racked up 376 all-purpose yards.

**High School** - Was a standout running back for Warren Central ... Paced the team as a senior in 2009 with 205 rushing attempts for 1,273 yards, averaging over six yards per carry and over 100 yards per game ... Rushed for 13 touchdowns ... Season-long rush of 59 yards came against Ben Davis ... Was an all-state selection as a senior.

**Personal** - Born George Lamonte Cheeseborough on April 21, 1990 in Indianapolis, Ind. ... Engineering major.

### George Cheeseborough's Career Statistics

RUSHING										
	g	att	yards	td	long	avg/c	avg/g			
2010	9	23	126	2	28	5.5	14.0			
TOTAL	9	23	126	2	28	5.5	14.0			
TOTAL OFFENSE										
	g	rush	pass	total	avg/g					
2010	9	126	0	126	14.0					
TOTAL	9	126	0	126	14.0					
SCORING										
	g	td	rush	rcv	ret	pat	2pat	fg	total	avg/g
2010	9	2	2	0	0	0	0	0	12	1.3
TOTAL	9	2	2	0	0	0	0	0	12	1.3
KICK RETURNS										
	g	no.	yards	td	long	avg/r		avg/g		
2010	9	18	250	0	25	13.9		27.8		
TOTAL	9	18	250	0	25	13.9		27.8		
ALL PURPOSE										
	g	rush	rcv	pr	kr	ir	total	avg/g		
2010	9	126	0	0	250	0	376	41.8		
TOTAL	9	126	0	0	250	0	376	41.8		

## Bryn Schwartz

Defensive Back

6-0 ♦ 195 ♦ Freshman ♦ RS

Terre Haute, Ind.

(South Vigo)



25

**2010** - Sat out the season as a redshirt.

**High School** - Lettered four years for Coach Mark Raetz at South High School ... Two-time all-conference selection ... Chosen to the honorable mention all-state team twice ... Earned academic all-state status by the IFCA ... Also lettered in basketball and baseball.

**Personal** - Born July 2, 1991 to Kristen All and Matthew Schwartz ... Plans to major in chemistry with an emphasis on pre-medicine.


## Luke Harris

Running Back

5-11 ♦ 210 ♦ Sophomore ♦ 1L

Whiteland, Ind.

(Whiteland)



27

**2010** - Sat out the season as a redshirt following a preseason injury.

**2009** - Saw action in seven contests, mostly in a special teams role ... Tallied tackles against Illinois State, Southern Illinois and Missouri State.

**High School** - Lettered for three seasons in football and two seasons in track ... A first team all-county selection as a junior ... All-county first team selection as a senior ... Named all-state as a senior ... Indianapolis Star All-South Team as a senior ... Named All-Midstate Conference as well as Academic All-Conference ... Named his team's Most Valuable Running back following both his junior and senior seasons ... As a senior, posted 2,284 yards rushing on 234 carries with 29 touchdowns ... Holds the school record for single-season rushing yards as well as single season all purpose yards .... Coached by Darin Fisher.

**Personal** - Born Luke Curtis Harris on December 27, 1990 to Curt and Judy Harris in Georgetown, Ky. ... Majoring in Business.



### Luke Harris' Career Statistics

TACKLES	g	ua	a	total	tfl	pd	ff	fr	blk
2009	7	0	3	3	0.0-0	0	0	0	0
TOTAL	7	0	3	3	0.0-0	0	0	0	0

### Johnny Towalid

Defensive Back

28

5-11 ♦ 170 ♦ Junior ♦ 1L  
Indianapolis, Ind.  
(Southport)



**2010** - Played in 10 games, earning starts in each of the first three games of the season ... Recorded 15 total tackles, including 12 solo stops .... Made a career-high three tackles against Western Illinois, Illinois State and Youngstown State ... Forced a fumble at Southern Illinois .... Credited with four pass breakups.

**High School** - Lettered for two seasons in football as well as track and field at Indianapolis Southport HS for coach Bill Peebles ... Received all-conference honors and was named his team's Most Valuable Player as a senior ... Recorded 22 receptions for 430 yards with eight touchdowns as a junior ... Posted 16 receptions for 538 yards and five touchdowns during his senior season ... Also recorded 44 total tackles with five interceptions.

**Personal** - Born Johnny Tamah Towalid on January 21, 1990 to Rachel Nyonpon and Tommy Towalid in Alexandria, Va. ... Majoring in Recreation & Sports Management.

### Johnny Towalid's Career Statistics


TACKLES	g	ua	a	total	tfl	pd	ff	fr	blk
2010	10	12	3	15	0.0-0	4	1	0	0
TOTAL	10	12	3	15	0.0-0	4	1	0	0

### Marcus Lewis

Linebacker

31

6-1 ♦ 230 ♦ Senior ♦ 3L  
Cincinnati, Ohio  
(Indian Hills)



**2010** -- Saw action in eight contests, including one start in the season finale at Southern Illinois ... Recorded two tackles on the year, both against Illinois State.

**2009** -- Played in seven contests, tallying four total tackles ... Posted a pair of tackles against Youngstown State, plus another versus South Dakota State and Northern Iowa.

**2008** -- Saw action in 11 games, making a pair of tackles during the season ... Recorded one tackle against Illinois State and then posted another versus Western Illinois.

**High School** -- Lettered in football and lacrosse at Indian Hills HS ... An Honorable Mention Cincinnati Hills League following his junior and senior seasons ... Was named his team's Most Valuable Linebacker as a senior, junior and sophomore ... Earned Scholar-Athlete honors as well ... Posted 72 total tackles and a sack as a senior ... Played for coach Kevin Siple.

**Personal** -- Born Marcus Derek Lewis on March 28, 1990 to Marvin and Peggy Lewis in Albuquerque, N.M. ... Majoring in Physical Education ... Father, Marvin, is the head football coach for the Cincinnati Bengals of the National Football League.

### Marcus Lewis' Career Statistics

TACKLES	g	ua	a	total	tfl	pd	ff	fr	blk
2008	11	2	0	2	0.0-0	0	0	0	0
2009	7	1	3	4	0.0-0	0	0	0	0
2010	8	1	1	2	0.0-0	0	0	0	0
TOTAL	26	4	4	8	0.0-0	0	0	0	0



**32** **Kenny Smith**  
**Defensive Back**  
 5-10 ♦ 175 ♦ Junior ♦ 1L  
 Merrillville, Ind.  
 (Merrillville)



**2010** – Saw special teams action in four games.

**2009** – Was a valuable member of the practice squad.

**High School** -- Played for one season for coach Zac Wells at Merrillville High School ... Was a valuable member of the football program.

**Personal** -- Born Kenneth Robert Smith, Jr., on August 19, 1989 to Kenneth Smith and Carmen Howard in Gary, Ind. ... Majoring in Business Marketing.

**33** **Taje High**  
**Running Back**  
 5-8 ♦ 165 ♦ Sophomore ♦ 1L  
 Indianapolis, Ind.  
 (Avon)



**2010** - Played in four games ... Recorded a pair of tackles against Illinois State ... Had one kickoff return against Quincy for 22 yards.

**High School** - Lettered three years at Avon High School ... Earned first team all-state honors as a junior and senior ... Selected as one of the top 50 players in the state by the IFCA ... One of two finalists for the Mr. Football Award.

**Personal** - Born July 8, 1991, to Keshia and Michael High... Has one brother, Keegan, and one sister, Jamahri ... Undecided on an academic major.

### Taje High's Career Statistics

KICK RETURNS	g	no.	yards	td	long	avg/r	avg/g
2010	4	1	22	0	22	22.0	5.5
TOTAL	4	1	22	0	22	22.0	5.5

ALL PURPOSE	g	rush	rcv	pr	kr	ir	total	avg/g
2010	4	0	0	0	22	0	22	5.5
TOTAL	4	0	0	0	22	0	22	5.5

TACKLES	g	ua	a	total	tfl	pd	ff	fr	blk
2010	4	1	1	2	0.0-0	0	0	0	0
TOTAL	4	1	1	2	0.0-0	0	0	0	0

**34** **Jacolby Washington**  
**Linebacker**  
 6-1 ♦ 235 ♦ Junior ♦ 2L  
 Deltona, Fla.  
 (Deltona Trinity Christian)



**2010** – Was a Second Team All-Missouri Valley Football Conference selection ... Started all 11 games for ISU, the first eight at rush end the final three at linebacker ... Led the team with 92 total tackles, including 59 solo stops and 33 assists ... Posted 10 tackles for loss and five quarterback sacks ... Had four quarterback hurries and one pass breakup ... Had four games over 10 tackles, including each of the last three ... Season-best 17 tackles against Northern Iowa ... Had 2.5 tackles for loss against Youngstown State ... Had two quarterback sacks at YSU ... Ranked seventh in the league with 8.36 tackles per game ... His .36 sacks per game was tied for 12th in the league.

**2009** – Was fourth in the on the team with his 66 tackles, split evenly among solo stops and assists ... Had seven tackles for loss, including one quarterback sack ... Set a career-high with 13 tackles against Western Illinois, one of three games in which he recorded double figure tackles ... Had 10 tackles against Eastern Illinois, along with 10 other engagements against Southern Illinois ... Had three tackles for loss against Southern Illinois and two others versus Western Illinois, including his quarterback sack ... His 6.0 tackles per game average, ranked in a tie for 23rd in the MVFC.

**High School** – Earned four letters for Coach Allen Johnson at Trinity Christian Academy ... Was named all-state for three seasons ... A four-time all-county and all-district selection ... Ranks in his county's top three all-time records with 4,036 career rushing yards ... Also lettered in basketball.

**Personal** – Born Jacolby Jarrell Washington on May 10, 1989 to Bridget Washington in Morgan City, La. ... Open Preference major.

### Jacolby Washington's Career Statistics

TACKLES	g	ua	a	total	tfl	pd	ff	fr	blk
2009	11	33	33	66	5.0-14	0	0	0	0
2010	11	59	33	92	10.0-35	1	0	0	0
TOTAL	22	92	66	158	15.0-49	1	0	0	0

SACKS	g	ua	a	total	yards
2009	11	1	0	1	7
2010	11	3	2	5	18
TOTAL	22	4	2	6	25

35

## Alex Jones

**Tight End**  
6-3 ♦ 235 ♦ Senior ♦ 3L  
Centerville, Ind.  
(Centerville)



**2010** -- Was a Second Team All-Missouri Valley Football Conference selection ... Started all 11 games for the Sycamores at tight end ... Caught 30 passes for 545 yards and four touchdowns on the year ... Season long 68-yard touchdown pass caught at Youngstown State ... Had nine multi-catch games ... Season best five pass receptions for 147 yards at YSU ... Had two touchdowns at YSU and one each at Cincinnati and against Illinois State ... Ranked 17th in the league with 2.73 receptions per game ... Had 49.55 receiving yards per game, which ranked 12th in the league ... One rush for 59 yards against Missouri State. Named the league Offensive Player Of The Week following the Youngstown State contest.

**2009** -- Team's second leading receiving tight end, hauling in five catches for 54 yards, an average of 10.8 yards per reception ... Caught a 32-yard pass at Missouri State ... Was credited with one special team's tackle ... Caught three passes for 40 yards at Missouri State as well as two for 14 yards against Southern Illinois.

**2008** -- Saw action in 11 contests, posting five catches for 37 yards, an average of 7.4 yards per catch ... Recorded a season-best 11-yard pass reception at Youngstown State ... Caught two passes for 16 yards against Northern Illinois and was the recipient of two more for 10 yards versus Northern Iowa ... Made a pair of special teams tackles.

**High School** -- Three-sport letterwinner ... Was named Associated Press All-State as a junior at the safety position ... As a senior, earned AP All-State plaudits as a runningback ... Earned All-Area Player of the Year honors as a senior ... Posted 88 tackles, including 66 solos and three interceptions as a junior ... During his senior season, rushed for 1,497 yards and 22 touchdowns while also posting 180 receiving yards with a touchdown ... Also saw action on defense, recording 78 total tackles, including 16 for losses ... Played for coach Matt Holera.

**Personal** -- Born Richard Alexander Jones on May 7, 1990 to Melinda Sekse and Richard Jones in Richmond, Ind. ... Majoring in Marketing.

### Alex Jones' Career Statistics

RUSHING							
	g	att	yards	td	long	avg/c	avg/g
2008	11	0	0	0	0	0.0	0.0
2009	7	0	0	0	0	0.0	0.0
2010	11	1	59	0	59	59.0	5.4
<b>TOTAL</b>	<b>29</b>	<b>1</b>	<b>59</b>	<b>0</b>	<b>59</b>	<b>59.0</b>	<b>2.0</b>

TOTAL OFFENSE					
	g	rush	pass	total	avg/g
2008	11	0	0	0	0.0
2009	7	0	0	0	0.0
2010	11	59	0	59	5.4
<b>TOTAL</b>	<b>29</b>	<b>59</b>	<b>0</b>	<b>59</b>	<b>2.0</b>

RECEIVING								
	g	rec	yards	td	long	rec/g	avg/c	avg/g
2008	11	5	37	0	11	0.5	7.4	3.4
2009	7	5	54	0	32	0.7	10.8	7.7
2010	11	30	545	4	68	2.7	18.2	49.5
<b>TOTAL</b>	<b>29</b>	<b>40</b>	<b>636</b>	<b>4</b>	<b>68</b>	<b>1.4</b>	<b>15.9</b>	<b>21.9</b>

SCORING										
	g	td	rush	rcv	ret	pat	2pat	fg	total	avg/g
2008	11	0	0	0	0	0	0	0	0	0.0
2009	7	0	0	0	0	0	0	0	0	0.0
2010	11	4	0	4	0	0	0	0	24	2.2
<b>TOTAL</b>	<b>29</b>	<b>4</b>	<b>0</b>	<b>4</b>	<b>0</b>	<b>0</b>	<b>0</b>	<b>0</b>	<b>24</b>	<b>0.8</b>

KICK RETURNS							
	g	no.	yards	td	long	avg/r	avg/g
2008	11	1	8	0	8	8.0	0.7
2009	7	0	0	0	0	0.0	0.0
2010	11	1	4	0	4	4.0	0.4
<b>TOTAL</b>	<b>29</b>	<b>2</b>	<b>12</b>	<b>0</b>	<b>8</b>	<b>6.0</b>	<b>0.4</b>

ALL PURPOSE								
	g	rush	rcv	pr	kr	ir	total	avg/g
2008	11	0	37	0	8	0	45	4.1
2009	7	0	54	0	0	0	54	7.7
2010	11	59	545	0	4	0	608	55.3
<b>TOTAL</b>	<b>29</b>	<b>59</b>	<b>636</b>	<b>0</b>	<b>12</b>	<b>0</b>	<b>707</b>	<b>24.4</b>

TACKLES										
	g	ua	a	total	tfl	pd	ff	fr	blk	
2008	11	0	2	2	0.0-0	0	0	0	0	0
2009	7	0	1	1	0.0-0	0	0	0	0	0
2010	11	2	1	3	0.0-0	0	0	0	0	0
<b>TOTAL</b>	<b>29</b>	<b>2</b>	<b>4</b>	<b>6</b>	<b>0.0-0</b>	<b>0</b>	<b>0</b>	<b>0</b>	<b>0</b>	<b>0</b>

36

## Kamerin Mitchell

**Defensive Back**  
6-2 ♦ 200 ♦ Sophomore ♦ 1L  
Kankakee, Ill.  
(Bishop McNamara)



**2010** – Played in nine contests ... Recorded seven total tackles, including four solo stops ... Posted a season-high three tackles against Illinois State as well as St. Joseph's College ... Had more tackle at Youngstown State ... Credited with a pass breakup at Cincinnati.

**2009** – Sat out the season as a redshirt.

**High School** – Lettered in football and track ... Recorded 84 tackles, including 53 solos stops and four sacks as a senior ... Posted 50 tackles, including 41 solo stops, six sacks and a pair of interceptions as a junior ... Honorable mention all-conference selection ... In track, placed fifth at the indoor state finals in the long jump with a mark of 21-4 ... Also placed fifth at the 2008 State Finals in the 4 x 100 meters, 4 x 200 meters and 4 x 400 meter relays ... Coached by Rick Zinanni.



**Personal** – Born Kameran Mitchell on March 6, 1991 to Karen Bond in Ft. Carson, Colo. ... Majoring in Radio/TV/Film.

## Kameran Mitchell's Career Statistics

TACKLES	g	ua	a	total	tfl	pd	ff	fr	blk
2010	9	4	3	7	0.0-0	1	0	0	0
TOTAL	9	4	3	7	0.0-0	1	0	0	0

## Othniel Harvey's Career Statistics

TACKLES	g	ua	a	total	tfl	pd	ff	fr	blk
2010	5	2	1	3	0.0-0	0	0	0	0
TOTAL	5	2	1	3	0.0-0	0	0	0	0

## Keith Dietel

Defensive Lineman

6-3 ♦ 225 ♦ Freshman ♦ RS

Greenwood, Ind.

(Center Grove)



40

**2010** – Set out the season as a redshirt.

**High School** – Lettered in football for four seasons ... A three-time all-county selection ... Named All-Metropolitan Interscholastic Conference as both a junior and senior ... An all-state honorable mention selection twice ... Named his team's Most Outstanding Defensive Lineman ... Coached by Eric Moore.

**Personal** – Born Keith Christie Deitel in May 22, 1990 to Mark and Mary Dietel in Indianapolis, Ind. ... Majoring in Sports Medicine .... Brother, Kevin Dietel played football for the University of Indianapolis.


## Othniel Harvey

Defensive Back

5-11 ♦ 185 ♦ Sophomore ♦ 1L

Pahokee, Fla.

(Pahokee)



41

**2010** - Played in five games for the Sycamores, tallying a total of three tackles, including a pair of solo stops .... Had two tackles against Quincy.

**High School** - Racked up 97 tackles, including four quarterback sacks ... Recorded a pair of forced fumbles ... Blocked one punt and added two more field goal blocks ... Finished his senior season was a 2nd Team All-Palmbeach County selection ... Earned Honorable Mention All-State ... Was selected to the East-West All-Star Game ... Was also was selected to play in the All-Area Outback Bowl.

**Personal** - Born Othniel Harvey in Pahokee, Fla to Mechelle Burgess.

## Santino Davis

Linebacker/Punter

6-1 ♦ 225 ♦ Senior ♦ 1L

Gulfport, Miss.

(Gulf Coast C.C.)



42

**2010** – Played in eight games for ISU, including eight starts at weak side linebacker as well as the team's punter ... Tallied 53 total tackles, including 28 solo stops ... Posted a career-high nine tackles against both North Dakota State and South Dakota State ... Had one quarterback sack versus Illinois State ... Made a pair of tackles for loss .... Forced a fumble at Cincinnati and another against Quincy .... Recovered a fumble against Cincinnati .... Credited with one pass breakup ... Punted 30 times over the course of the year, averaging 38.4 yards per kick ... Season long punt of 62 yards came at North Dakota State .... Had five punts of over 50 yards and pinned the opposition inside their own 20-yard line a total of six times.

**2009** – Was granted a NCAA medical hardship after being injured in the Sycamores third game of the season against Eastern Illinois ... Tallied 17 total tackles ... Posted season-highs of seven stops against both Quincy and EIU ... Had three tackles against Louisville ... Posted two interceptions versus Louisville to stymie two deep Cardinal drives in the first half, which were the most ever by a Sycamore in a single game against a BCS level team ... That performance is tied for the fifth-best in the history of the program and are the most in the game since 1979 when John Allman had a pair versus Illinois State.

**Previous School** – Lettered for two seasons at Mississippi Gulf Coast Community College ... Honorable Mention All-State selection ... Played on a pair of state championship teams and one national championship team ... Recorded 96 tackles and 3.5 sacks ... Played for coach Steve Campbell.

**High School** – Lettered for four seasons in football and baseball ... All-District first team as well as District MVP ... Named All-State as a senior ... During his junior season was named first team all-district ... A senior on the All-South Team ... District MVP ... Posted 112 tackles, including 5.5 sacks ... Recorded four interceptions as a senior.

**Personal** – Born Santino Papania Davis on February 21, 1989 to Mike and Susanne Davis in Gulfport, Miss. ... Majoring in Geology ... Brother, Mike, played



football at Mississippi Gulf Coast ... Sisters, Elizabeth and Madalyn, played softball at Mississippi Gulf Coast.

### Santino Davis' Career Statistics

INTERCEPTIONS							
g	no.	yards	td	long	avg/r	avg/g	
2009	3	2	25	0	21	12.5	8.3
2010	8	0	0	0	0	0.0	0.0
<b>TOTAL</b>	<b>11</b>	<b>2</b>	<b>25</b>	<b>0</b>	<b>21</b>	<b>12.5</b>	<b>2.3</b>

ALL PURPOSE							
g	rush	rcv	pr	kr	ir	total	avg/g
2009	3	0	0	0	25	25	8.3
2010	8	0	0	0	0	0	0.0
<b>TOTAL</b>	<b>11</b>	<b>0</b>	<b>0</b>	<b>0</b>	<b>25</b>	<b>25</b>	<b>2.3</b>

PUNTING					
g	no.	yards	long	avg	
2009	3	0	0	0.0	
2010	8	30	1153	62	
<b>TOTAL</b>	<b>11</b>	<b>30</b>	<b>1153</b>	<b>62</b>	

TACKLES									
g	ua	a	total	tfl	pd	ff	fr	blk	
2009	3	8	9	17	1.5-5	2	0	0	0
2010	8	28	25	53	3.0-18	1	2	1	0
<b>TOTAL</b>	<b>11</b>	<b>36</b>	<b>34</b>	<b>70</b>	<b>4.5-23</b>	<b>3</b>	<b>2</b>	<b>1</b>	<b>0</b>

SACKS				
g	ua	a	total	yards
2009	3	0	0	0
2010	8	1	0	1
<b>TOTAL</b>	<b>11</b>	<b>1</b>	<b>0</b>	<b>1</b>

KICKOFFS			
g	no.	yards	avg
2009	3	0	0.0
2010	8	1	46
<b>TOTAL</b>	<b>11</b>	<b>1</b>	<b>46.0</b>

## Larry King

### Defensive Back

44  
6-3 ♦ 215 ♦ Sophomore ♦ 1L  
South Bend, Ind.  
(Riley)

**2010** – Named to the Missouri Valley Football Conference All-Newcomer Team ... Recorded 65 total tackles on the year, including 41 solo stops ... Started all 11 games at safety ... Posted 4.5 tackles for loss, including a pair of quarterbacks sacks ... Posted three interceptions, including a game saving pick at Youngstown State in the fourth quarter ... Had two quarterbacks hurries and two pass breakups ... Forced two fumbles ... Had 10 tackles at Cincinnati ... Recorded a pair of tackles for loss against Illinois State ... Posted sacks against St. Joseph's and Illinois State.

**2009** – Sat out the season as a redshirt.

**High School** – Lettered for four season in football, plus three in basketball and two in track ... First team All-State in football ... Named first team All-Northern Indiana Conference ... Earned his team's Iron Man Award ... Also earned honorable mention all-conference honors in basketball and was All-Holiday Tournament in basketball during December of 2007 ... Recorded over 100 tackles as a senior ... Reached the end zone a total of eight times ... Coached by Mike Nate.

**Personal** – Born Larry A. King on September 13, 1990 to Larry, Sr., and Karen King in South Bend, Ind. ... Majoring in Business Administration ... Cousin of Jimmy King, who played basketball at Michigan from 1990-94 ... Father, Larry King, Sr., played basketball at Saginaw Valley State while his cousin, Terrance Shelton, played football at Valparaiso.

### Larry King's Career Statistics

INTERCEPTIONS							
g	no.	yards	td	long	avg/r	avg/g	
2010	11	3	26	0	20	8.7	2.4
<b>TOTAL</b>	<b>11</b>	<b>3</b>	<b>26</b>	<b>0</b>	<b>20</b>	<b>8.7</b>	<b>2.4</b>

ALL PURPOSE							
g	rush	rcv	pr	kr	ir	total	avg/g
2010	11	0	0	0	26	26	2.4
<b>TOTAL</b>	<b>11</b>	<b>0</b>	<b>0</b>	<b>0</b>	<b>26</b>	<b>26</b>	<b>2.4</b>

TACKLES									
g	ua	a	total	tfl	pd	ff	fr	blk	
2010	11	41	24	65	4.5-30	5	2	0	0
<b>TOTAL</b>	<b>11</b>	<b>41</b>	<b>24</b>	<b>65</b>	<b>4.5-30</b>	<b>5</b>	<b>2</b>	<b>0</b>	<b>0</b>

SACKS				
g	ua	a	total	yards
2010	11	1	1	2
<b>TOTAL</b>	<b>11</b>	<b>1</b>	<b>1</b>	<b>2</b>

## Ben King

### Defensive Back

43  
6-0 ♦ 200 ♦ Freshman ♦ RS  
Terre Haute, Ind.  
(North Vigo)

**2010** - Sat out the season as a redshirt.

**High School** - Lettered four years at Terre Haute North Vigo for Coach Chris Barrett ... Averaged 8.7 tackles and caused one fumble as a senior ... Was credited with 26 pass receptions and scored four touchdowns for the Patriots ... Was an All-Wabash Valley selection as well as All-Wabash Valley All-Academic pick ... Selected to play in the Wabash Valley All-Star Game ... Named North Vigo's Defensive Player of the Year ... Honorable Mention All-MIC selection.

**Personal** - Born March 26, 1991 to Tom and Cami King in Terre Haute, Ind. ... Open preference major.



**45** **Josh Scott**  
**Linebacker**  
 6-4 ♦ 225 ♦ Junior ♦ 1L  
 Redlands, Calif.  
 (UTEP)



**2010** - Played in eight games for the Sycamores, earning the starting nod in each of the last three games at defensive end ... Recorded nine total tackles, including a pair of solo stops ... Had two tackles against Western Illinois, South Dakota State and Youngstown State .... Was credited with a tackle for loss at Southern Illinois.

**Previous School** - Had four total tackles in two games against Kansas and NMSU ... Redshirted in 2008.

**High School** - Garnered All-League, All-County and all CIF honors as a senior ... his efforts helped Redlands East Valley High post a record of 12-1 and advance to the semifinals of the state tournament ... selected to play in the Southern California Bowl ... three-year letterwinner for coach Kurt Bruich, starting every game during his junior and senior seasons ... cites a two-interception game, including one for a TD, against Norco High in the quarterfinals of the state tournament as his biggest thrill in sports ... four-year letterwinner in track and field, completing in the shot put, discus, high jump, hurdles and 100 meters.

**Personal** - Son of Lauren and Ruth Scott ... has a brother and a sister ... full name is Josh Scott ... born 6/19/90 (San Bernadino, Calif.) ... History major.

**Josh Scott's Career Statistics**

TACKLES	g	ua	a	total	tfl	pd	ff	fr	blk
2010	8	2	7	9	1.0-3	0	0	0	0
TOTAL	8	2	7	9	1.0-3	0	0	0	0

**47** **Andre Biggers**  
**Defensive Lineman**  
 6-0 ♦ 240 ♦ Junior ♦ SQ  
 Michigan City, Ind.  
 (Whiteland Community)




**2010** - Sat out the season as a redshirt.

**High School** - Was an All-South selection at defensive end for Whiteland Community High School.

**Personal** - Born Andre DuPree Lovelle Biggers on January 8, 1991 to Andrea Anderson in Michigan City, Ind.

**48** **Austen Wozniak**  
**Linebacker**  
 6-2 ♦ 240 ♦ Sophomore ♦ 1L  
 Houston, Texas  
 (Hargrave Military)



**2010** - Sat out the season as a redshirt following a preseason injury.

**2009** - Saw action in 10 contests, posting 29 tackles ... Recorded a season-best 11 total tackles at Missouri State ... Had five multi-tackle games ... Was credited with a pair of tackles for loss against the Bears ... Posted three quarterback sacks on the season, one against Eastern Illinois and two more versus Missouri State ... Forced a fumble in his collegiate debut against Quincy and another in the season finale versus North Dakota State.

**High School** - Played for one season at Hargrave Military ... Played at Cypress Fairbanks High School, where he captured second team all-district honors as a junior and first team all-district plaudits as a senior ... As a member of the strong 5A school located in Houston, Texas, his team went into the quarterfinals of the state playoffs in which he started for them ... As a senior he recorded nine sacks, five passes defended and a pair of interceptions with over 80 tackles ... In the second round of the Texas 5A Playoffs against Lamar, he intercepted a pass and returned it 20 yards for a touchdown, which sealed the victory as was voted the eighth best play in the entire state of Texas for the year .... Earned Defensive Player of the Year honors as a senior ... Also honored as one of his district's top athletes in the sport of soccer ... Cypress Fairbanks HS was voted the fourth-highest ranked high school for athletes in the United States by Sports Illustrated.



**Personal** – Born Austen Wozniak on October 13, 1989 to Susie and Johnnye Wozniak in Fort Worth, Texas ... Majoring in Business Management.

### Austen Wozniak's Career Statistics

KICK RETURNS							
	g	no.	yards	td	long	avg/r	avg/g
2009	10	1	4	0	4	4.0	0.4
TOTAL	10	1	4	0	4	4.0	0.4

ALL PURPOSE								
	g	rush	rcv	pr	kr	ir	total	avg/g
2009	10	0	0	0	4	0	4	0.4
TOTAL	10	0	0	0	4	0	4	0.4

TACKLES									
	g	ua	a	total	tfl	pd	ff	fr	blk
2009	10	15	14	29	3-19	0	2	0	0
TOTAL	10	15	14	29	3-19	0	2	0	0

SACKS					
	g	ua	a	total	yards
2009	10	2	1	3	19
TOTAL	10	2	1	3	19

## Alex Bettag

**Defensive Back**  
**5-11 ♦ 210 ♦ Senior ♦ 3L**  
**Santa Claus, Ind.**  
**(Heritage Hills)**

**2010** -- Played in 10 games during the season, making 22 total tackles, including 13 solo stops ... Had one rush for 35 yards against Northern Iowa as part of a play in which he recovered a blocked Indiana State punt and advanced the loose ball for a first down to keep a scoring drive alive.

**2009** -- Saw action in all 11 contests for the Sycamores as a backup linebacker ... Recorded 12 tackles on the season, including five solo stops ... Tied a career-high with five tackles at Missouri State.

**2008** -- Played in six games, recording seven total tackles, including four solo stops ... Had a season-best five tackle outing at Youngstown State ... Forced a fumble against the Penguins ... Recovered a fumble in the season finale against Missouri State.

**Personal:** Born Alex J. Bettag on May 22, 1989 to Jeff and Jan Bettag in Jasper, Ind. ... Majoring in Social Studies Education.

### Alex Bettag's Career Statistics

RUSHING							
	g	att	yards	td	long	avg/c	avg/g
2008	6	0	0	0	0	0.0	0.0
2009	11	0	0	0	0	0.0	0.0
2010	10	1	35	0	35	35.0	3.5
TOTAL	27	1	35	0	35	35.0	1.3

TOTAL OFFENSE					
	g	rush	pass	total	avg/g
2008	6	0	0	0	0.0
2009	11	0	0	0	0.0
2010	10	35	0	35	3.5
TOTAL	27	35	0	35	1.3

ALL PURPOSE								
	g	rush	rcv	pr	kr	ir	total	avg/g
2008	6	0	0	0	0	0	0	0.0
2009	11	0	0	0	0	0	0	0.0
2010	10	35	0	0	0	0	35	3.5
TOTAL	27	35	0	0	0	0	35	1.3

TACKLES									
	g	ua	a	total	tfl	pd	ff	fr	blk
2008	6	4	3	7	0.0-0	0	1	1	0
2009	11	5	7	12	0.0-0	0	0	0	0
2010	10	13	9	22	0.0-0	0	0	0	0
TOTAL	27	22	19	41	0.0-0	0	1	1	0

## Tyler Boyd

**Defensive Lineman**  
**6-2 ♦ 265 ♦ Sophomore ♦ 1L**  
**Avon, Ind.**  
**(Avon)**

**2010** – Saw action in three contests, recording two tackles ... Posted tackles against Western Illinois and Illinois State.

**High School** – Lettered three seasons in football at Avon High School ... A first-team all-conference selection in both 2007 & 2008 ... Named to the Indiana Football Coaches Association All-State First Team for Class 5A in 2008 ... A Bloomington Herald Times Underclass First Team All-State selection as a junior ... Associated Press All-State Honorable Mention in each of his final two seasons ... Indianapolis Star All-West First Team selection as a senior ... Hendrick's County Flyer First Team selection ... Voted his team's Most Consistent Lineman for offense as a junior ... Named the MVP of the defensive line as a senior ... A team captain, he earned the Leadership Award as a senior ... Team's leading tackler in 2008 ... Also paced the team in tackles for loss and sacks as a senior ... Posted 111 tackles, 11 sacks and 23 tackles for loss ... Recorded 17 tackles in a single-game as a sophomore ... Coached by Dave Shelbourne.

**Personal** – Born Tyler Joseph Boyd on February 24, 1991 to Tim and Angie Boyd in Batesville, Ind. .... Open Preference major.



## Tyler Boyd's Career Statistics

TACKLES	g	ua	a	total	tfl	pd	ff	fr	blk
2010	3	0	2	2	0.0-0	0	0	0	0
TOTAL	3	0	2	2	0.0-0	0	0	0	0

## Tyler Stafford

Defensive Lineman

6-3 ♦ 255 ♦ Sophomore ♦ 1L

Fortville, Ind.

(Mount Vernon)



53

**2010** – Saw action in the Quincy contest, making one tackle.

**High School** – Lettered for three seasons in both basketball and football ... An all-county selection as well as all-conference and all-state honorable mention pick ... Named to the Indianapolis Star East Team as well as the All-State Academic Team ... Earned Most Improved Defensive Lineman Award for two seasons as well as the Coaches Award .... Coached by Doug Peacock.

**Personal** – Born Tyler David Stafford on July 13, 1990 to Chris and Dave Stafford in Indianapolis, Ind. ... Open Preference major ... Father, Dave, played basketball at Indian River Junior College.

## Tyler Stafford's Career Statistics

TACKLES	g	ua	a	total	tfl	pd	ff	fr	blk
2010	1	1	0	1	0.0-0	0	0	0	0
TOTAL	1	1	0	1	0.0-0	0	0	0	0

## Phil Walker

Linebacker

6-2 ♦ 225 ♦ Sophomore ♦ 1L

Weston, Fla.

(Marshall)



52

**2010** – Saw action in six contests ... Recorded seven tackles on the year, including three solo stops ... Was credited with three tackles at Southern Illinois ... Had one kickoff return for nine yards against South Dakota State.

**Previous School** - Sat out the season as a redshirt at Marshall University.

**High School** - Recorded 80 Tackles, 14 Sacks, 14 TFL, five forced fumbles as a senior...a first team All-Broward County and second team All-State selection...a Hawaii vs. Mainland Bowl Game and Dade vs. Broward County All-Star Participant...coached by Mark Guandolo...also recruited by Kansas State, Iowa, Tulsa, Syracuse.

**Personal** - Son of Phil Walker, Sr. and Alisa Griffin...expected to major in sports management...brother Antwon Cheney has professional football experience in the Arena Football League...high school teammates with UCF's Jordan Rae and Florida International's Jhonathan Foucher.


## Phil Walker's Career Statistics

KICK RETURNS	g	no.	yards	td	long	avg/r	avg/g
2010	6	1	9	0	9	9.0	1.5
TOTAL	6	1	9	0	9	9.0	1.5

ALL PURPOSE	g	rush	rcv	pr	kr	ir	total	avg/g
2010	6	0	0	0	9	0	9	1.5
TOTAL	6	0	0	0	9	0	9	1.5

TACKLES	g	ua	a	total	tfl	pd	ff	fr	blk
2010	6	3	4	7	0.0-0	0	0	0	0
TOTAL	6	3	4	7	0.0-0	0	0	0	0

**56 Justin Wood**  
**Offensive Line**  
 6-4 ♦ 290 ♦ Junior ♦ 2L  
 Greenwood, Ind.  
 (Center Grove)



**2010** -- Played in 10 contests along the Sycamore offensive front and also handled the long snapping duties ... Sycamores averaged 193.45 rushing yards per game, ranked fifth in the league and 22nd in nation ... Offensive gained 411.82 yards per game, fourth in the league and 17th nationally ... Team broke a school record by scoring 351 points per game, averaging 31.91 points per game, which was second in the MVFC and 15th nationally ... Allowed just 1.45 quarterback sacks per game, third in the league and 33rd in the FCS football.


**2009** -- Saw action in seven contests for the Sycamores along the offensive line.

**2008** -- Sat out the season as a redshirt.

**High School** -- Named to the Bloomington Herald Times Top 30 ... All-MIC ... Associated Press All-State/Top 50 ... Named to the Indiana Football Coaches' Association 5A All-State Team ... An all-county selection as both a junior and senior ... all-region all-star ... Nominated for North/South All-Star Game ... Named his team's Most Improved Senior.

**Personal** -- Born Justin Wood on January 7, 1990 to Trella Whitlock in Franklin, Ind. ... Majoring in Business Finance.

**57 Jacob Sapp**  
**Linebacker**  
 6-1 ♦ 195 ♦ Freshman ♦ RS  
 Poseyville, Ind.  
 (North Posey)




**2010** - Sat out the season as a redshirt.

**High School** - Lettered for three seasons in football and track at North Posey High School for coach Carl "Joe" Gengelbach.

**Personal** - Born Jacob Thomas Sapp on July 24, 1991 to Don and Carolyn Sapp in Evansville, Ind. ... Marketing major.

**63 Aaron Edwards**  
**Defensive Lineman**  
 6-0 ♦ 350 ♦ Junior ♦ SQ  
 Terre Haute, Ind.  
 (North Vigo)



**2010** -- Did not see game action, but did see time as a member of the scout team.

**2009** -- Was a valuable member of the practice squad.

**High School** -- Lettered for three seasons in football and track ... First Team All-Wabash Valley selection on the defensive side of the football in 2007 and a Region 6 All-Star that same season ... Named a Wabash Valley All-Star in 2008 and was an IHSAA State Finalist in the shotput as a senior ... Participated in link crew and the mentoring program.

**Personal** -- Born Aaron Blake Edwards on August 19, 1989 to Elaine Edwards in Terre Haute, Ind. ... Majoring in Physical Education.

**59 FN Lutz**  
**Offensive Lineman**  
 6-3 ♦ 290 ♦ Junior ♦ 2L  
 West Lafayette, Ind.  
 (Harrison)



**2010** -- Honorable Mention selection on the All-Missouri Valley Football Conference Academic squad ... Played and started all 11 games for the Sycamores at the center position. He was an anchor of the Sycamore offense which averaged 193.45 rushing yards per game, ranked fifth in the league and was 22nd in nation. The ISU offense gained 411.82 yards per game, fourth in the league and 17th nationally and the team broke a school record by scoring 351 points, averaging 31.91 points per game, which was second in the MVFC and 15th nationally. The Sycamore offensive line allowed just 1.45 quarterback sacks per game, third in the league and 33rd in FCS football.

**2009** -- Played in 10 contests for the Sycamores, earning his first career start at the left guard position against Louisville ... Made three consecutive starts at left guard versus Louis, Eastern Illinois and South Dakota State ... Returned to the starting line-up at center for the final final five games of the regular season,



beginning at Illinois State ... Was the starting center at Illinois State, Western Illinois, Southern Illinois, at Missouri State and North Dakota State.

**High School** – Lettered for three seasons in football plus one year in wrestling ... Named All-State as a senior ... Was an all-area honorable mention selection as a junior ... Named all-area first team in 2008 ... A two-time all-conference first team selection ... Earned his team's Most Valuable Lineman Award as a senior ... Team Sportsmanship Award ... HCC Sportsmanship Award ... Posted his team's highest blocking average in both 2007 and 2008 .... Coached by Jeremy Flowers.

**Personal** – Born FN Lutz III on May 24, 1991 to FN Jr., and Bonnie Lutz in Lafayette, Ind. ... Majoring in Criminal Justice ... Named the Indiana State Fair Woodworker of the Year twice, plus five honorable mentions.




**Garrison McElroy**  
Defensive Lineman  
60  
6-4 ♦ 285 ♦ Freshman ♦ RS  
Noblesville, Ind.  
(Hamilton Heights)

**2010** - Sat out the season as a redshirt.

**High School** - Lettered three years for Coach Jason Simmons at Hamilton Heights High School ... Two-way starter for his team as a senior, when the squad went 9-3 and was a sectional finalist ... Honored as an all-state offensive lineman by the Associated Press and IFCA ... Named to the Indiana Football Digest Tremendous 26 and Griddy's Prime Time 25 team ... As a junior, garnered all-state accolades as a defensive lineman by the IFCA ... Also chosen first-team All-Hamilton County and first-team All Mid-Indiana Conference as an offensive lineman ... Included on the Region 5 All-Star roster.

**Personal** - Born July 24, 1991 to Paula McElroy ... Undecided on an academic major.



**Evan Borchers**  
Offensive Lineman  
62  
6-2 ♦ 295 ♦ Senior ♦ 3L  
Cincinnati, Ohio  
(Colerain)

**2010** -- Played in 10 games, starting seven of them ... Made six starts at left tackle and one at right guard ... Sycamores averaged 193.45 rushing yards per game, ranked fifth in the league and 22nd in nation ... Offensive gained 411.82 yards per game, fourth in the league and 17th nationally ... Team broke a school record by scoring 351 points per game, averaging 31.91 points per game, which was second in the MVFC and 15th nationally ... Allowed just 1.45 quarterback sacks per game, third in the league and 33rd in the FCS football.

**2009** -- Appeared in all contests for the Sycamores, making starts in each ... Began the season as the starter at right guard and held that position for the season's first six contests ... Was at right guard against Quincy, at Louisville, Eastern Illinois, at South Dakota State, Youngstown State and at Northern Iowa ... Moved over to right tackle for the season's final five games, starting each ... Was the team's right tackle at Illinois State, Western Illinois, Southern Illinois, at Missouri State and against North Dakota State in the regular season finale.

**2008** -- Played and started in six games for the Sycamores ... Started his first career game at Eastern Michigan and followed that with starts against Eastern Illinois, Northern Illinois, Illinois State, Southern Illinois and Western Illinois ... Played the left guard position along the offensive line.

**High School** -- Earned all-league, all-district and all-city honors at Colerain HS ... Was named his team's best offensive lineman as a senior ... Posted 106 total knockdowns as a senior and 121 knockdowns as a junior ... Won an Ohio State Championship as a junior ... Played for coach Tom Bolden.

**Personal** -- Born Evan Walter Borchers on October 9, 1989 to Lucy and Steve Borchers in Cincinnati, Ohio.

**64 Adam Masters**  
 Offensive Lineman  
 6-5 ♦ 300 ♦ Freshman ♦ RS  
 Greencastle, Ind.  
 (South Putnam)




**2010** - Sat out the season as a redshirt.

**High School** - Lettered four years for Coach Troy Burgess at South Putnam High School ... Earned first-team all-state, all-conference and all-county honors ... Selected to the IFCA's Top 50 All-State Team ... Also lettered in basketball and track & field.

**Personal** - Born July 24, 1991 to Rick and Sharon Masters ... Undecided on an academic major.

**65 Evan Norris**  
 Offensive Lineman  
 6-3 ♦ 280 ♦ Freshman ♦ RS  
 Greenwood, Ind.  
 (Roncalli)



**2010** - Sat out the season as a redshirt.

**High School** - Lettered three years for Coach Bruce Scifres at Roncalli High School ... Earned all-state honorable mention and all-county awards ... Voted his offensive line's most valuable player and the top weight lifter ... Named academic all-state ... Also garnered two letters in track & field.

**Personal** - Born Dec. 13, 1991 ... Parents are John Norris and Christy Ross ... Has one sister, Elise ... Father, John, was a track & field athlete at Wabash College, where he threw shot and discus ... Plans to major in pre-dental.

**66 Corey Bichey**  
 Offensive Lineman  
 6-0 ♦ 310 ♦ Senior ♦ 3L  
 Ambridge, Pa.  
 (Ambridge)



**2010** -- Saw action in four games along the Sycamore offensive line ... Sycamores averaged 193.45 rushing yards per game, ranked fifth in the league and 22nd in nation ... Offensive gained 411.82 yards per game, fourth in the league and 17th nationally ... Team broke a school record by scoring 351 points per game, averaging 31.91 points per game, which was second in the MVFC and 15th nationally ... Allowed just 1.45 quarterback sacks per game, third in the league and 33rd in the FCS football.

**2009** -- Began the season as the team's starting left guard against Quincy ... Appeared in the Quincy, Louisville, at South Dakota State and Western Illinois contests.

**2008** -- Played and started in the final five games for the Sycamores ... Started his first career game at South Dakota State ... Also started against North Dakota State, at Youngstown State and in the season finale against Northern Iowa ... Played the left guard position along the offensive line.

**High School** -- Earned all-conference and all-region honors ... Honorable Mention All-State selection.

**Personal** -- Born Corey Bichey on February 26, 1990 to Kim and Steve Bichey in Ambridge, Penn. ... Majoring in Exercise Science.

**69 Paul Patrick**  
 Offensive Lineman  
 6-7 ♦ 300 ♦ Freshman ♦ RS  
 Elwell, Mich.  
 (Alma)



**2010** - Sat out the season as a redshirt.

**High School** - Lettered two years for Coach Jeff Ingersol at Alma High School ... Named first-team all-conference ... Voted his team's lineman of the year ... Also earned two letters apiece in baseball and basketball.



**Personal** - Born Nov. 4, 1991 to Paul and Kimberly Patrick ... Has two sisters, Kelsey and Sophie ... Undecided on an academic major.


## Matthew Masengale

Offensive Lineman

6-6 ♦ 300 ♦ Freshman ♦ RS

Indianapolis, Ind.

(Roncalli)



70

**2010** - Sat out the season as a redshirt.

**High School** - Lettered three years for Coach Bruce Scifres at Roncalli High School ... Named first-team all-state by the IFCA ... Earned honorable mention all-state status by the Associated Press ... Also lettered in wrestling and track & field.

**Personal** - Born Oct. 4, 1991 to Mary and Pete Masengale ... Undecided on an academic major.

## Casey Paswater

Offensive Lineman

6-4 ♦ 290 ♦ Junior ♦ 2L

Columbus, Ind.

(North)



72

**2010** -- Played in 10 games, starting all 10 of those at right tackle ... Sycamores averaged 193.45 rushing yards per game, ranked fifth in the league and 22nd in nation ... Offensive gained 411.82 yards per game, fourth in the league and 17th nationally ... Team broke a school record by scoring 351 points per game, averaging 31.91 points per game, which was second in the MVFC and 15th nationally ... Allowed just 1.45 quarterback sacks per game, third in the league and 33rd in the FCS football.

**2009** -- Saw action in three contests for the Sycamores ... Appeared against Quincy, Eastern Illinois and at South Dakota State.

**2008** -- Sat out the season as a redshirt after suffering a preseason knee injury.

**High School** -- Four-year letterwinner in football ... Earned Associated Press All-State Honorable Mention honors ... Named to the Indiana Football Coaches' Association Top 50 Team ... All-Region 10 selection ... First Team All-State as awarded by the Bloomington Herald Times ... Columbus Republic All-Area

selection ... Named All-Conference Indiana ... Earned his team's Best Offensive Lineman Award ... Played for coach Tim Bless.

**Personal** -- Born Casey Garrett Paswater on October 12, 1989 to Nina and Deryl Paswater in Columbus, Ind. ... Majoring in Physical Education.


## Mike Smith

Offensive Lineman

6-3 ♦ 320 ♦ Senior ♦ 3L

Mishawaka, Ind.

(Penn)



73

**2010** -- Played in three games, including earning starts in each of the first two games of the season at left tackle ... Played and started all 11 games at right guard ... Sycamores averaged 193.45 rushing yards per game, ranked fifth in the league and 22nd in nation ... Offensive gained 411.82 yards per game, fourth in the league and 17th nationally ... Team broke a school record by scoring 351 points per game, averaging 31.91 points per game, which was second in the MVFC and 15th nationally ... Allowed just 1.45 quarterback sacks per game, third in the league and 33rd in the FCS football.

**2009** -- Appeared and started in all 11 contests for the Sycamores ... Began the season as the team's starting left tackle where he made starts against Quincy, at Louisville, Eastern Illinois and at South Dakota State ... Moved over to start at the left guard position for the final seven contests ... Was the starting left tackle against Youngstown State, at Northern Iowa, at Illinois State, Western Illinois, Southern Illinois, at Missouri State and in the regular season finale against North Dakota State.

**High School** -- Three-year letterwinner in football ... Named first team all-conference ... All-State selection ... All-Region 2 player ... Earned Indiana Dream Team state.

**Personal** -- Born Michael Garrett Smith on February 5, 1990 to Danielle Smith in Arlington Heights, Ill. ... Majoring in Criminology.

## Odeh Farha

Offensive Lineman

6-5 ♦ 310 ♦ Senior ♦ 2L

Ann Arbor, Mich.

(Fork Union)

75



**2010** -- Saw action in three contests along the Sycamore offensive line ... Sycamores averaged 193.45 rushing yards per game, ranked fifth in the league and 22nd in nation ... Offensive gained 411.82 yards per game, fourth in the league and 17th nationally ... Team broke a school record by scoring 351 points per game, averaging 31.91 points per game, which was second in the MVFC and 15th nationally ... Allowed just 1.45 quarterback sacks per game, third in the league and 33rd in the FCS football.

**2009** -- Appeared in six contests for the Sycamores along the offensive front ... Made one tackle at Missouri State.

**2008** -- Sat out the season after suffering a preseason knee injury.

**2007** -- Sat out the season as a redshirt.

**Previous School** -- Played one season for coach John Shuman at Fork Union Military Academy.

**High School** -- Lettered for two years at Pioneer High School for coach Chuck White ... Selected all-conference and all-area.

**Personal** -- Born Odeh Mureed Farha on September 22, 1989 to Mureed and Aisha Farha in Ann Arbor, Mich. ... Majoring in Business Accounting.

including six solo stops .. Had 4.5 tackles for loss and three quarterback sacks ... Forced one fumble and had one pass breakup .. Posted a season-high six tackles against league champion Northern Iowa ... Had three quarterback sacks against St. Joseph's ... Scored a rushing touchdown in the season opener against St. Joseph's.

**2009** -- Named an All-MVFC Honorable Mention selection ... Started every contest for the Sycamores at the defensive tackle position ... recorded 42 total stops, including 22 solos tackles ... Had 11 tackles for loss over the course of the season, which was a team-high ... Was credited with one quarterback hurry against Youngstown State ... Forced a pair of fumbles and blocked a kick versus Southern Illinois ... Tied his career-high three times with six tackles at Louisville, at Northern Iowa and against Western Illinois ... Had five contests with multiple tackles for loss, posting two each against Eastern Illinois, at Northern Iowa, at Illinois State, Western Illinois and Southern Illinois ... Had two quarterback sacks at Illinois State and posted another versus Western Illinois ... His .82 tackles per loss average ranked in a tie for eighth-best in the MVFC ... Averaged .27 quarterback sacks per game, which was tied for 20th-best in the conference ... Became the first Sycamore since the 2006 season to start a game on defense but also score an offensive touchdown when he plunged into the end zone for his first career score against Northern Iowa after lining up at fullback ... Was credited with a three-yard touchdown run on the play.

**2008** -- Played in all 12 games for the Sycamores, starting eight at the defensive tackle position ... Made 36 total tackles, including 16 solo stops ... Was credited with five tackles for loss during the season ... Made a season-best six total tackle in back-to-back games against Youngstown State and Northern Iowa ... Had a pair of tackles for losses against the Penguins ... His lone quarterback sack of the season was against Southeast Missouri State ... Forced a fumble versus Illinois State .... Credited with a quarterback hurry against North Dakota State.

**High School** -- Named all-state, all-conference, and all-county as a senior ... Earned Bloomington Herald Times All-State Honorable Mention plaudits ... Three-sport letterwinner ... Played for coach Derek Moyers.

**Personal** -- Born Roderick Lee Hardy on February 2, 1990 to Jonita Johnson and Robert Hardy in Indianapolis, Ind. ... Youngest of three children ... Open Preference major.

## Rod Hardy

Defensive Lineman

6-2 ♦ 295 ♦ Senior ♦ 3L

Indianapolis, Ind.

(Pike)

76



**2010** -- Named an honorable mention selection on the All-Missouri Valley Football Conference Academic squad ... Started 10 of 11 games at defensive tackle, including all eight league contests ... Tallied 34 tackles on the season,



## Rod Hardy's Career Statistics

RUSHING							
	g	att	yards	td	long	avg/c	avg/g
2008	12	0	0	0	0	0.0	0.0
2009	11	2	10	1	9	5.0	0.9
2010	10	1	3	1	3	3.0	0.3
<b>TOTAL</b>	<b>33</b>	<b>3</b>	<b>13</b>	<b>2</b>	<b>9</b>	<b>4.3</b>	<b>0.4</b>

TOTAL OFFENSE					
	g	rush	pass	total	avg/g
2008	12	0	0	0	0.0
2009	11	10	0	10	0.9
2010	10	3	0	3	0.3
<b>TOTAL</b>	<b>33</b>	<b>13</b>	<b>0</b>	<b>13</b>	<b>0.4</b>

SCORING										
	g	td	rush	rcv	ret	pat	2pat	fg	total	avg/g
2008	12	0	0	0	0	0	0	0	0	0.0
2009	11	1	1	0	0	0	0	0	6	0.5
2010	10	1	1	0	0	0	0	0	6	0.6
<b>TOTAL</b>	<b>33</b>	<b>2</b>	<b>2</b>	<b>0</b>	<b>0</b>	<b>0</b>	<b>0</b>	<b>0</b>	<b>12</b>	<b>0.4</b>

ALL PURPOSE								
	g	rush	rcv	pr	kr	ir	total	avg/g
2008	12	0	0	0	0	0	0	0.0
2009	11	10	0	0	0	0	10	0.9
2010	10	3	0	0	0	0	3	0.3
<b>TOTAL</b>	<b>33</b>	<b>13</b>	<b>0</b>	<b>0</b>	<b>0</b>	<b>0</b>	<b>13</b>	<b>0.4</b>

TACKLES									
	g	ua	a	total	tfl	pd	ff	fr	blk
2008	12	16	20	36	4.0-10	0	1	0	0
2009	11	22	20	42	9.5-36	0	2	0	1
2010	10	6	28	34	4.5-15	1	1	0	0
<b>TOTAL</b>	<b>33</b>	<b>44</b>	<b>68</b>	<b>112</b>	<b>18.0-61</b>	<b>1</b>	<b>4</b>	<b>0</b>	<b>1</b>

SACKS					
	g	ua	a	total	yards
2008	12	1	0	1	5
2009	11	3	0	3	19
2010	10	1	2	3	10
<b>TOTAL</b>	<b>33</b>	<b>5</b>	<b>2</b>	<b>7</b>	<b>34</b>

credited with a tackle for loss at Eastern Illinois ... Made a season-high five tackle at Eastern Illinois ... In Missouri Valley Football Conference games only, he made a season-high three tackles against Western Illinois and North Dakota State.

**2007** -- Sat out the season as a redshirt.

**Previous School** -- A four-year letterwinner for coach Russ Radthe at Griffin High School ... Also lettered in basketball ... Named to the Indiana Football Coaches Association Junior All-State Team ... An Indiana Top 50 selection ... Member of the Associated Press First-Team ... Earned Bloomington Herald Times Junior All-State honors ... A member of the Top 33 ... Indiana Class 3A Defensive Most Valuable Player ... Named to the Primetime 25 ... Recorded 111 total tackles as well as nine tackles for loss ... Posted 11.5 sacks and a pair of pass deflections ... Blocked two kicks.

**Personal** -- Born Benjamin John Geffert on October 19, 1987 to Thomas and Debbie Geffert in Munster, Ind. ... Majoring in Physical Education.

## Ben Geffert

Offensive Lineman

6-3 ♦ 310 ♦ Senior ♦ 3L

Griffith, Ind.

(Griffith)



## Tanner Riley

Wide Receiver

5-10 ♦ 175 ♦ Junior ♦ 2L

Greenwood, Ind.

(Center Grove)



**2010** -- Played in 10 contests for the Sycamores ... Caught one pass for 11 yards against Quincy ... Posted 10 special teams tackles, including two against St. Joseph's College, North Dakota State and Youngstown State.

**2009** -- Saw action in nine contests ... Made three pass receptions for 45 yards, averaging 15.0 yards per catch ... Hauled in a season-best 19 yard pass reception at Missouri State ... Also made one catch for 13 yards against Eastern Illinois as well as another 13-yarder versus Youngstown State ... Made four kickoff returns at South Dakota State for a total of 51 yards and busted loose for a 30-yard return against North Dakota State.

**High School** -- Lettered for two seasons in football and four in track ... As a senior earned all-state honorable mention in football ... An All-Metropolitan Interscholastic Conference First Team selection ... All-Johnson County First Team ... In track, he was the MIC Pole Vault Champion, as well as the sectional and regional champion ... Qualified for the state championships as both a junior and senior ... Was the MIC Rushing Champion as a senior ... Earned the Center Grove High School "Ace" Award (Attitude, Commitment and Enthusiasm) ... Member of the IHSAA Class 5A State Championship Team ... Posted 145 carries for 1,620 yards with 23 touchdowns ... Recorded 10 receptions for 272 yards with two more



**2010** – Played in 10 contests for the Sycamores ... Caught one pass for 11 yards against Quincy ... Posted 10 special teams tackles, including two against St. Joseph's College, North Dakota State and Youngstown State.

**2009** – Saw action in nine contests ... Made three pass receptions for 45 yards, averaging 15.0 yards per catch ... Hauled in a season-best 19 yard pass reception at Missouri State ... Also made one catch for 13 yards against Eastern Illinois as

### Tanner Riley's Career Statistics

RECEIVING	g	rec	yards	td	long	rec/g	avg/c	avg/g
2009	9	3	45	0	19	0.3	15.0	5.0
2010	10	1	11	1	11	0.1	11.0	1.1
TOTAL	19	4	56	1	19	0.2	14.0	2.9

SCORING	g	td	rush	rcv	ret	pat	2pat	fg	total	avg/g
2009	9	0	0	0	0	0	0	0	0	0.0
2010	10	1	0	1	0	0	0	0	6	0.6
TOTAL	19	1	0	1	0	0	0	0	6	0.3

KICK RETURNS	g	no.	yards	td	long	avg/r	avg/g
2009	9	5	81	0	30	16.2	9.0
2010	10	0	0	0	0	0.0	0.0
TOTAL	19	5	81	0	30	16.2	4.3

ALL PURPOSE	g	rush	rcv	pr	kr	ir	total	avg/g
2009	9	0	45	0	81	0	126	14.0
2010	10	0	11	0	0	0	11	1.1
TOTAL	19	0	56	0	81	0	137	7.2

TACKLES	g	ua	a	total	tfl	pd	ff	fr	blk
2009	9	0	0	0	0.0-0	0	0	0	0
2010	10	8	2	10	0.0-0	0	0	0	0
TOTAL	19	8	2	10	0.0-0	0	0	0	0

## Cory Little

Placekicker

84 6-0 ♦ 180 ♦ Sophomore ♦ 1L

Poseyville, Ind.

(North Posey)

**2010** - Saw action in 11 contests as the team's kicker and handled the bulk of the kickoff responsibilities ... Was 39-of-45 for the year on PATs and was 5-of-7 on his field goal attempts ... His 39 PAT's made set a new school record ... Scored 54 points on the year .... Made a perfect 8-of-8 PATs against Quincy ... Was 2-of-2 on field goals at North Dakota State ... Connected on a season-long 32-yard field goal against Missouri State ... Had 61 kickoff attempts on the year, averaging 57.6 yards per kick with two touchbacks.

**High School** - Was a three-year all-conference selection at North Posey High School ... Also a three-time All-Southwestern selection ... Honorable Mention Associated Press All-State ... Indiana Football Coaches Association All-State.

**Personal** - Born Cory Arnold Little on July 9, 1991 to Don and Tammy Little in Evansville, Ind. ... Aviation major.

### Cory Little's Career Statistics

SCORING	g	td	rush	rcv	ret	pat	2pat	fg	total	avg/g
2010	11	0	0	0	0	39	0	5	54	4.9
TOTAL	11	0	0	0	0	39	0	5	54	4.9

FIELD GOALS	g	made	att	long	pct
2010	11	5	7	32	71.4
TOTAL	11	5	7	32	71.4

TACKLES	g	ua	a	total	tfl	pd	ff	fr	blk
2010	11	0	1	1	0.0-0	0	0	0	0
TOTAL	11	0	1	1	0.0-0	0	0	0	0

KICKOFFS	g	no.	yards	avg
2010	11	61	3513	57.6
TOTAL	11	61	3513	57.6

## Michael Mardis

Tight End

88 6-3 ♦ 235 ♦ Junior ♦ 2L

Terre Haute, Ind.

(South Vigo)

**2010** – Played in 10 games, earning starts at the tight end position against Quincy and Youngstown State ... made one catch for 10 yards against Cincinnati.

**2009** – Played in 10 contests, starting the final eight games for the Sycamores at the tight end position ... Was the team's leading receiving tight end, posting 12 catches for 105 yards, an average of 8.8 yards per catch ... Hauled in a season-long pass reception of 18 yards at Missouri State ... Tallied four catches for 51 yards at Missouri State and also posted four catches for 21 yards at South Dakota State ... Made a four-yard pass reception in his collegiate debut at Louisville ... Had two catches for 24 yards against North Dakota State.

**High School** – Lettered for three seasons in football ... Named Associated Press All-State Honorable Mention ... All-Wabash Valley Honorable Mention ... Took home the Student Council Athletic Award as well as the Braves Iron Award ... Offensive Player of the Year ... Member of the 2009 Wabash Valley Football Coaches Association All-Star Team ... Caught 54 passes for 727 yards with five touchdowns as a senior ... Recorded 113 total tackles, including seven for losses and four sacks ... Coached by Mark Raetz.

**Personal** – Born Michael Jeffery Mardis on October 16, 1990 to Steven and Brenda Mardis in Milwaukee, Wis. ... Majoring in Nursing.



## Michael Mardis' Career Statistics

RECEIVING								
	g	rec	yards	td	long	rec/g	avg/c	avg/g
2009	10	12	105	0	18	1.2	8.8	10.5
2010	10	1	10	0	10	0.1	10.0	1.0
TOTAL	20	13	115	0	18	0.6	8.8	5.8

ALL PURPOSE								
	g	rush	rcv	pr	kr	ir	total	avg/g
2009	10	0	105	0	0	0	105	10.5
2010	10	0	10	0	0	0	10	1.0
TOTAL	20	0	115	0	0	0	115	5.8

TACKLES									
	g	ua	a	total	tfl	pd	ff	fr	blk
2009	10	1	0	1	0.0-0	0	0	0	0
2010	10	0	0	0	0.0-0	0	0	1	0
TOTAL	20	1	0	1	0.0-0	0	0	1	0

## Ben Obaseki

**92**  
**Defensive Lineman**  
**6-3 ♦ 260 ♦ Junior ♦ 2L**  
**Washington, Ind.**  
**(Washington)**



**2010** – Earned First Team All-Missouri Valley Football Conference plaudits ... Started all 11 contests at defensive end ... Finished the year with 70 total tackles, including 41 solo stops ... Had 16 tackles for loss and nine quarterback sacks ... Tallied one forced fumble, one fumble recovery, five quarterback hurries and one pass breakup ... Recorded one safety ... Rushed the football twice for two yards and a pair of touchdowns ... Had three games of over 10 tackles, including a season-high 13 tackles against Missouri State ... Also had five tackles for loss and three quarterback sacks versus the Bears ... Named the league's Defensive Player Of The Week following the Missouri State contest ... His 6.36 tackles per game ranked in a tie for 22nd in the league .. His .68 sacks per game was second in the league and tied for 23rd nationally ... His 1.45 tackles for loss per game average was first in the MVFC and tied for 19th nationally.


**2009** – Recorded 32 total tackles on the season, including 12 solo stops ... Made six tackles for loss, including a pair at Missouri State ... Tallied a season-high five tackles in three different contests, including Quincy, Youngstown State and at Missouri State ... Had quarterback sacks at South Dakota State and against Western Illinois ... Ended the season with three quarterback hurries, including Eastern Illinois, Youngstown State and at Illinois State ... Broke up a pass against Eastern Illinois ... Had multiple tackle in 10 of the Sycamores' 11 contests.

**High School** – Lettered for four years in football, two years in wrestling and one year in track ... An all-area selection in football for four consecutive seasons ... A two-time all-conference honoree and a one time all-state selection ... Coached by Kelly Brasheer.

**Personal** – Born Benjamin Olu Alan Obaseki on August 12, 1990 to Art and Linda Obaseki in Washington, Ind. ... Majoring in Pre-Medicine.

## Garrick Dikos

**89**  
**Tight End**  
**6-3 ♦ 215 ♦ Sophomore ♦ 1L**  
**Mishawaka, Ind.**  
**(Penn)**



**2010** – Saw action in eight games for the Sycamores at the tight end position as well as on special teams ... Made one tackle at Western Illinois.

**2009** – Sat out the season as a redshirt after suffering a season ending injury in the first game against Quincy ... Made one pass reception for 17 yards versus Quincy.

**High School** – Lettered in football and baseball for three seasons ... In football was named to the all-area and Dream Team as a senior ... A First Team All-State selection ... Region II All-Star ... First Team All-Conference selection as a junior ... Junior All-State ... Was a first team all-conference and Junior All-Star Showcase Participant in baseball .... Coached by Cory Yeaman.

**Personal** – Born Garrick D. Dikos on October 13, 1990 to Greg and Sally Dikos in South Bend, Ind. ... Majoring in Special Education ... Father, Greg, played baseball at Ball State and was drafted by the Atlanta Braves .... Brother, Gregory, played baseball at Arizona State and Cincinnati.

## Garrick Dikos' Career Statistics

RECEIVING								
	g	rec	yards	td	long	rec/g	avg/c	avg/g
2009	1	1	17	0	17	1.0	17.0	17.0
2010	8	0	0	0	0	0.0	0.0	0.0
TOTAL	9	1	17	0	17	0.1	17.0	1.9

ALL PURPOSE								
	g	rush	rcv	pr	kr	ir	total	avg/g
2009	1	0	17	0	0	0	17	17.0
2010	8	0	0	0	0	0	0	0.0
TOTAL	9	0	17	0	0	0	17	1.9

TACKLES									
	g	ua	a	total	tfl	pd	ff	fr	blk
2009	1	0	0	0	0.0-0	0	0	0	0
2010	8	1	0	1	0.0-0	0	0	0	0
TOTAL	9	1	0	1	0.0-0	0	0	0	0



## Ben Obaseki's Career Statistics

RUSHING										
	g	att	yards	td	long	avg/c	avg/g			
2009	11	0	0	0	0	0.0	0.0			
2010	11	2	2	2	1	1.0	0.2			
<b>TOTAL</b>	<b>22</b>	<b>2</b>	<b>2</b>	<b>2</b>	<b>1</b>	<b>1.0</b>	<b>0.1</b>			
TOTAL OFFENSE										
	g	rush	pass	total	avg/g					
2009	11	0	0	0	0.0					
2010	11	2	0	2	0.2					
<b>TOTAL</b>	<b>22</b>	<b>2</b>	<b>0</b>	<b>2</b>	<b>0.1</b>					
SCORING										
	g	td	rush	rcv	ret	pat	2pat	fg	total	avg/g
2009	11	0	0	0	0	0	0	0	0	0.0
2010	11	2	2	0	0	0	0	0	14	1.3
<b>TOTAL</b>	<b>22</b>	<b>2</b>	<b>2</b>	<b>0</b>	<b>0</b>	<b>0</b>	<b>0</b>	<b>0</b>	<b>14</b>	<b>0.6</b>
PUNT RETURNS										
	g	no.	yards	td	long	avg/r	avg/g			
2009	11	0	0	0	0	0.0	0.0			
2010	11	1	3	0	3	3.0	0.3			
<b>TOTAL</b>	<b>22</b>	<b>1</b>	<b>3</b>	<b>0</b>	<b>3</b>	<b>3.0</b>	<b>0.1</b>			
ALL PURPOSE										
	g	rush	rcv	pr	kr	ir	total	avg/g		
2009	11	0	0	0	0	0	0	0.0		
2010	11	2	0	3	0	0	5	0.5		
<b>TOTAL</b>	<b>22</b>	<b>2</b>	<b>0</b>	<b>3</b>	<b>0</b>	<b>0</b>	<b>5</b>	<b>0.2</b>		
TACKLES										
	g	ua	a	total	tfl	pd	ff	fr	blk	
2009	11	12	20	32	5.0-20	1	0	0	1	
2010	11	41	29	70	16.0-87	1	1	1	0	
<b>TOTAL</b>	<b>22</b>	<b>53</b>	<b>49</b>	<b>102</b>	<b>21.0-107</b>	<b>2</b>	<b>1</b>	<b>1</b>	<b>1</b>	
SACKS										
	g	ua	a	total	yards					
2009	11	2	0	2	15					
2010	11	6	3	9	71					
<b>TOTAL</b>	<b>22</b>	<b>8</b>	<b>3</b>	<b>11</b>	<b>86</b>					

## Lawrence Young

Defensive Lineman

6-3 ♦ 300 ♦ Senior ♦ 3L

Detroit, Mich.

(Renaissance)



**2010** -- Played in all 10 games for the Sycamores along the defensive line ... Had nine total tackles, including three solo stops ... Tallied a career-high five tackles against Quincy ... Made two tackles at Southern Illinois.

**2009** -- Appeared in 11 contests for the Sycamores, starting the final four contests at the defensive tackle position ... Recorded 12 total tackles, including three for loss ... Had a quarterback sack in the season opener against Quincy ... Posted four tackles against Southern Illinois on the heels of recording three stops against Western Illinois.

**2008** -- Saw action in five games, posting four total tackles, including one for a loss ... Had season-best performances of two tackles against Illinois State and Southern Illinois ... Recorded his tackle for loss against the Salukis.

**High School** -- Named all-city as a senior ... Lettered in football as well as track ... Played for coach Antonio Watts.

**Personal** -- Born Lawrence Michael Young on May 18, 1990 to Eklund Fisher and

Lawrence Young in Detroit, Mich. ... Majoring in Business Management.

## Lawrence Young's Career Statistics

TACKLES										
	g	ua	a	total	tfl	pd	ff	fr	blk	
2008	5	3	1	4	1.0-3	0	0	0	0	
2009	11	5	7	12	2.5-10	0	0	0	0	
2010	11	3	6	9	0.0-0	0	0	0	1	
<b>TOTAL</b>	<b>27</b>	<b>11</b>	<b>14</b>	<b>25</b>	<b>3.5-13</b>	<b>0</b>	<b>0</b>	<b>0</b>	<b>1</b>	
SACKS										
	g	ua	a	total	yards					
2008	5	0	0	0	0					
2009	11	1	0	1	6					
2010	11	0	0	0	0					
<b>TOTAL</b>	<b>27</b>	<b>1</b>	<b>0</b>	<b>1</b>	<b>6</b>					

## Jordan Bright

Defensive Lineman

6-7 ♦ 295 ♦ Junior ♦ 2L

Cincinnati, Ohio

(Wyoming)



**2010** -- Played in three games, making one solo tackle against St. Joseph's College.

**2009** -- Saw action in six contests for the Sycamores, making a pair of tackles ... Had tackles at South Dakota State and at Northern Iowa.

**2008** -- Sat out the season as a redshirt.

**High School** -- Three-year letterwinner in football and two-year letterwinner in basketball ... As a junior, was an all-conference honorable mention selection and was named First Team All-Conference on defense as a senior ... Named Southwest Ohio All-District Second Team ... Took home Cincinnati Enquirer All-Star Honorable Mention plaudits ... Was named his team's Most Improved Defensive Lineman as a junior ... Earned Best Defensive Lineman honors as a senior ... Paced his team in sacks and forced fumbles as a senior ... Named the Wyoming HS Booster Club Player of the Week ... Played for coach Jim Barre.

**Personal** -- Born Jordan Jerome Bright on October 6, 1989 to Allyson Bright in Cincinnati, Ohio ... Majoring in Civil Engineering.

## Jordan Bright's Career Statistics

TACKLES										
	g	ua	a	total	tfl	pd	ff	fr	blk	
2009	6	0	2	2	0.0-0	0	0	0	0	
2010	3	1	0	1	0.0-0	0	0	0	0	
<b>TOTAL</b>	<b>9</b>	<b>1</b>	<b>2</b>	<b>3</b>	<b>0.0-0</b>	<b>0</b>	<b>0</b>	<b>0</b>	<b>0</b>	



## Aaron Archie

Linebacker

6-0 ♦ 235 ♦ Junior ♦ 2L

Detroit, Mich.

(Cass Tech)



99

### Aaron Archie's Career Statistics

TACKLES	g	ua	a	total	tfl	pd	ff	fr	blk
2009	11	52	65	117	7.5-21	1	0	1	0
2010	8	31	29	60	2.5-8	1	0	0	0
TOTAL	19	83	94	177	10.0-29	2	0	1	0

SACKS	g	ua	a	total	yards
2009	11	1	1	2	10
2010	8	0	0	0	0
TOTAL	19	1	1	2	10

**2010** -- Earned All-Missouri Valley Conference Honorable Mention plaudits ... Played and started eight games for the Sycamores at linebacker ... Tallied 60 total tackles, including 31 solo stops ... Season high 17 tackles against Missouri State ... Posted three games with 10 or more tackles ... Had 2.5 tackles for loss ... Credited with a pair of quarterback hurries and one pass breakup.

**2009** -- Named to the Missouri Valley Football Conference All-Newcomer Team ... Also an All-MVC Second Team selection at linebacker ... Played and started in all 11 contests for the Sycamores as the middle linebacker ... Led the team with 117 total tackles, including 52 solo stops ... Recorded 10 tackles for loss as well as a pair of quarterback sacks ... Had one fumble recovery against Quincy ... Was credited with a quarterback hurry against Western Illinois ... Broke up a pass against Quincy ... Had a team-best eight contests in which he tallied double figure tackles ... Set a season-high with 16 total tackles in the regular season finale against North Dakota State ... HAd 15 stops in the victory over Western Illinois ... Had 12 stops against Youngstown State and at Northern Iowa ... Posted 11 tackles at Louisville ... Recorded 10 stops versus Quincy, at Illinois State and at Missouri State ... Had a pair of tackles of loss against Youngstown State, Western Illinois at Missouri State ... Was credited with two quarterback sacks at Missouri State ... His 10.64 tackles per game average ranked second best in the Missouri Valley Football Conference and 12th nationally.

**2008** -- Sat out the season after suffering a knee injury during preseason drills.

**High School** -- Named to the all-city team as a junior ... Also earned Junior All-State honors during the same season ... Was a second team all-city selection as a senior ... Posted 142 tackles, plus five interceptions and a pair of returns for touchdowns as a junior ... Recorded 166 tackles as a senior, plus a pair of sacks ... Was credited with 47 tackles for loss ... Rushed for 124 yards and posted a touchdown ... Played for coach Thomas Wilcher.

**Personal** -- Born Aaron Mykel Archie on February 11, 1990 to Stephanie and Larry Williams in Detroit, Mich. ... Open Preference major ... Oldest of four children.



# ALWAYS GLORIOUS ON GAMEDAY

**Ian Allen**  
Linebacker  
6-3 ♦ 220 ♦ Freshman ♦ HS  
Overland Park, Kan.  
(Blue Valley)

**High School** - Lettered for three seasons in football for coach Eric Driskell ... Holds the school's all-time single season and career tackles record ... Posted 204 career solo tackles, including a total of 328 in 37 games, averaging 8.9 tackles per game ... Had 33 tackles for loss and a pair of interceptions

... Posted a pair of career interceptions and forced 20 fumbles while recovering seven others.

**Personal**- Born Ian Matthew Allen on October 23, 1992 in Overland Park, Kan., to Brad and Cathy Allen.

**Zakee Bashir**  
Linebacker  
6-1 ♦ 240 ♦ Sophomore ♦ TR  
Blacklick, Ohio  
(Marshall)

**Previous School** - Did not see action in 2010, sat out the season as a redshirt in 2009.

**High School** - Named First Team All-City as a junior and senior playing for Walnut Ridge High ... Recorded 72 tackles, 5.5 sacks, three pass breakups and two forced

fumbles as a senior.

**Personal** - Born Zakee Bashir to Onyango and Kameela Bashir ... Majoring in Business Marketing.

**Tarris Batiste**  
Defensive Back  
6-1 ♦ 205 ♦ Freshman ♦ HS  
Irvine, Calif.  
(Cass)

**High School** - Lettered for three years in two sports for coach Rick Casco ... Named honorable mention all-state ... Region 7AAAA First Team selection as both a wide receiver and defensive back ... Two-time all-county selection ... Recorded 67 career receptions for 821 yards and 15 touchdown ... On

defense, had 86 total tackles, three interceptions and a pair of punt returns for touchdowns.

**Personal** - Born Tarris A. Batiste on October 19, 1992 in Irvine, Calif., to Oradell and Scutty Banks ... Majoring in Physical Education.

**Randy Berryhill**  
Defensive Back  
5-10 ♦ 180 ♦ Freshman ♦ HS  
Chicago, Ill.  
(Mount Carmel)

**High School** - Lettered four years for Coach Frank Lint at Mount Carmel High School. Lettered three years in Track and Field and one year in Basketball. Mr. Hustle Award for Basketball Freshman Year. Tackles for loss 1, for -2, Passes Intercepted 1, Passes Broken up 5, Fumbles Recovered 1.

**Personal**- Born March 4, 1993 to Randy and Zina C. Berryhill Sr. in Chicago, IL. Has two siblings Ramzi and Ramus Berryhill. Majoring in Mechanical Engineering.

**Theo Bradley**  
Wide Receiver  
6-3 ♦ 180 ♦ Freshman ♦ HS  
Kankakee, Ill.  
(Bishop McNamara)

**High School** - Lettered in football, basketball and track for three seasons at Bishop McNamara Catholic High School, playing football for coach Rich Zinanni ... Was a Chicago Catholic League All-Conference wide receiver ... Named all-area first team and to the Chicago Nike All-Combine

Team ... Set the IHSA record for longest kick return in the playoffs with a 99-yard touchdown ... Caught 32 passes for 400 yards and four touchdowns ... Rushed for 493 yards ... Was 29-of-47 passing for 316 yards and five touchdowns ... Recorded 34 tackles and a pair of interceptions.

**Personal** - Born Theo Darjovan Bradley on April 18, 1993 in Kankakee, Ill., to Nicole King ... Majoring in Exercise Science ... Sister, Shanice Bradley plays volleyball at Bradley.



**Logan Buske**  
Tight End  
6-3 ♦ 210 ♦ Freshman ♦ HS  
Terre Haute, Ind.  
(South Vigo)

**High School** - Played football for coach Mark Reitz ... Was named to the All-Region 6 as a senior ... First Team All-Wabash Valley selection as a junior and senior ... Associated Press Honorable Mention All-State in 2009 ... Two-time team captain ... Posted 137 career total tackles, including 17 tackles for loss ... Had

20 career receptions for 295 yards and two touchdowns ... As a senior, he posted 31 solo tackles with 21 assists and 10 for loss ... Had 14 receptions for 154 yards and one score.

**Personal** - Born Logan Buske on October 27, 1992 in Terre Haute, Ind.

**Brian Cleckley**  
Running Back  
6-0 ♦ 175 ♦ Freshman ♦ HS  
Hamilton, Ohio  
(Hamilton)

**High School** - Lettered for four seasons in football, basketball and track ... Two-time All-GMC honoree ... Named second team All-GMC in track ... Named his team's Most Valuable Player ... Posted 1,008 rushing yards with 16 touchdowns along with 1,127 passing yards with 14 touchdowns.

**Personal** - Born Brian M Cleckley on November 20, 1991 in Hamilton, Ohio to Trina Davis and Damien Reece ... Has three brothers and one sister.

**Brady Collins**  
Defensive End  
6-5 ♦ 230 ♦ Freshman ♦ HS  
Sunman, Ind.  
(East Central)

**High School** - Lettered for three years at East Central High School under head coach Don Stonefield ... named to the all-state team two times, while also earning three all-conference honors ... earned County Defensive Player of the Year and the Anthony Munoz Southeast Defensive Player of the Year awards

... also earned one letter in basketball at ECHS.

**Personal** - Born on August 6, 1992, to Susie and Rick Collins in Sunman, Indiana ... has one older sibling, Blake (22) ... majoring in Athletic Training.

**Richie Dyer**  
Running Back  
5-10 ♦ 185 ♦ Freshman ♦ HS  
Cincinnati, Ohio  
(Fork Union Military)

**High School** - Played at Fork Union Military Academy under head coach Micky Sullivan ... earned a pair of All-Virginia honors for running backs and punt/kick returners ... also a standout athlete in Track & Field, winning the Junior Olympic National Championship in the long jump in 2009.

**Personal** - Born on January 28, 1993, to Yvonne and Richard Dyer in Cincinnati, Ohio ... has one sibling, Cori ... his father, Richard, played football at Boston College ... majoring in Business and Marketing.

**Alex Ferguson**  
Offensive Line  
6-6 ♦ 285 ♦ Freshman ♦ HS  
Tolono, Ill.  
(Tolono Unity)

**High School** - Lettered in football, track and basketball, playing for coach Scott Hamilton at Tolono Unity High School ... Selected to play in an IHSA All-Star football game at Millikin University ... Ranked by ESPN as among the Top 200 Offensive Tackles in the nation ... Two star ranking by ESPN Scouts,

Inc. ... All-Area special mention as well as all-conference honorable mention ... His team posted a 24-3 record during his career with only one regular season loss ... Started 27 consecutive games at offensive tackle and long snapper.

**Personal** - Born Alexander Nicholas Ferguson on December 17, 1992 in Urbana, Ill., to Bill and Stephanie Ferguson ... Majoring in Business Management ... First player to earn a NCAA Division I football scholarship from his high school in several years.

**Tanner Fritschle**  
Placekicker/Punter  
6-1 ♦ 175 ♦ Freshman ♦ HS  
Washington, Ind.  
(Washington)

**High School** - Played for head coach Kelly Brashear at Washington High School. Fritschle has started for the Hatchets for three seasons. In 2010, The Washington kicker put 70 kickoffs in 11 games in the end zone, a 85 percent rate that ranked him third in the nation in kickoffs. For the season, he averaged 69.6

yards per kickoff. Fritschle also connected on a school record 46-yard field goal. He was named a All-American high school kicker through the Kohls kicking camp. At that same camp, Fritschle won the punting competition with a punt that went 44 yards and had 4.45 seconds of hang time. Tanner also won the kick-off competition with a 72-yard blast that had 3.63 seconds of hang-time. He was named as the runner-up of the Kohl's National High School Leader of the Year



ALWAYS  
GLORIOUS ON  
GAMEDAY

for his football kickoff prowess. He played a vital part in the Hatchets' fourth-straight winning season at 8-3 and was named to the Indiana Football Coaches' Association All-State team for Class 3A.

**Daniel Gabbard**  
Wide Receiver  
5-9 ♦ 175 ♦ Freshman ♦ HS  
Terre Haute, Ind.  
(North Vigo)

**High School** - Lettered in football and track at Terre Haute North Vigo High School ... Played football for coach Chris Barrett ... First team Wabash Valley selection as both a junior and senior ... Two-time first team all-state ... Selected to play in the North/South All-Star Game ... Named All-MIC ... Named his

team's Special Team's Player Of The Year for three seasons as well as the Offensive Player Of The Year as a senior ... Holds the Terre Haute North school record for return yards in a career ... Also holds the school record for punt returns for touchdowns ... As a senior he had 190 rushes for 1,300 yards and 10 touchdowns ... Posted 21 receptions for 350 yards and two touchdowns.

**Personal** - Born Daniel Gabbard on August 5, 1992 in Terre Haute, Ind. to Jeff and Anita Gabbard ... Majoring in Business.

**Evan Goebel**  
Offensive Line  
6-3 ♦ 305 ♦ Freshman ♦ HS  
Newburgh, Ind.  
(Castle)

**High School** - Lettered for two seasons at Castle High School under head coach Doug Hurt ... selected to the first-team all-conference list as a senior, after earning second-team all-conference honors as a junior ... also named to the first-team all-metro list.

**Personal** - Born on September 26, 1992, to Tana and Steve Skaggs & Bret Goebel in Evansville, Ind. ... has one sibling, Kyle ... undecided on an academic major.

**Foluke Gordon-Lamar**  
Running Back  
6-1 ♦ 230 ♦ Freshman ♦ HS  
Decatur, Ga.  
(Decatur)

**High School** - A four-year letterwinner at Druid Hills High School under head coach Brett Hall ... named to the all-county team as a junior and senior ... earned the Freshman Defensive Player of the Year award at DHHS, before switching to the offensive side of the field to earn team MVP honors

as a senior ... rushed for 1,280 yards as senior with 10 touchdowns ... also lettered for four years in lacrosse at DHHS.

**Personal** - Born on September 19, 1993, to the late, great Valerie Denis Gordon in Albany, Georgia.

**Chris Izbicki**  
Tight End  
6-3 ♦ 245 ♦ Senior ♦ TR  
Kirkland, Wash.  
(Lake Washington)

**2010** - Played in 10 of 13 games during the 2010 season ... missed Stanford and Oregon games due to injury ... started the Syracuse game ... totaled two pass receptions ... one catch for 15 yards at BYU and one for one yard at USC ... USC reception was a touchdown catch.

**2009** - Saw action in all 12 games as the Huskies' No. 2 tight end ... started five of 12 games in two tight end formations: vs. LSU, Idaho, Stanford, Arizona and Oregon ... first career reception was a two-yard touchdown in the victory over Idaho ... had a six-yard reception in the win over Arizona ... also had a catch in the victory over No. 19 California ... also posted a pair of tackles in the Stanford game.

**2008** - Didn't see any game action during his redshirt freshman season ... named the UW's offensive scout team player of the week for the Oklahoma game.

**2007** - Redshirted his true freshman season at Washington ... named the team's offensive service team player of the week for the Stanford game.

**Personal** - Named All-KingCo 4A second-team tight end after 2006 season ... ranked the No. 8 tight end recruit in the country by Tom Lemming of CSTV ... selected to play in the Offense-Defense All-America Bowl in Fort Lauderdale following the 2006 season ... a Seattle Times preseason all-state pick in 2006 ... missed a good portion of his senior season due to injury ... one of 20 football players from the state of Washington named a "red chip" prospect by the Seattle Times ... named to the "Western 100" by the Tacoma News-Tribune ... named to the Long Beach Press-Telegram's "Best in the West" first team ... selected as the nation's No. 67 recruit (all position) by SI.com in its midseason report ... ranked the No. 4 tight end prospect in the country by Scout, which also calls him the state of Washington's No. 1 prospect overall ... also the No. 4 ranked prospect on SuperPrep's Northwest 100 list ... tabbed the No. 13 tight end recruit in the nation and the No. 1 overall recruit in Washington by Rivals ... a PrepStar All-America selection ... helped Kangs to a 7-4 record in 2006 ... Kangs beat Franklin, 35-34 in a KingCo 4A tie-breaker game to earn a trip to the state tournament ... caught 24 passes for 299 yards while compiling 70 total tackles and three sacks as a linebacker in 2006 ... made second-team All-KingCo 4A as a tight end in 2006 after having been the first-team selection as a junior in 2005 ... also played baseball for the Kangs ... coached by Mike Merrill.



**Josh Keyt**  
**Offensive Lineman**  
**6-1 ♦ 230 ♦ Sophomore ♦ TR**  
**Greencastle, Ind.**  
**(Indiana)**

**2010 (Freshman)** - Did not see any game action in 2010.

**2009** - Redshirted the 2009 season.

**High School** - Played for head coach Greg Barrett at North Putnam High School ... high school

teammate of Hoosier linebacker Griffen Dahlstrom ... four-year starter at long snapper and three-year starter at center and on the defensive line ... all-state honorable mention, all-county, all-area, All-Wabash Valley and all-conference as a senior ... named team captain and most valuable offensive lineman in 2008 ... an all-state lineman and All-Wabash Valley selection as a junior ... recognized as a top 100 player in Indiana by Gridiron Digest and was selected to the Region 6 All-Star team in 2008 and 2009 ... North Putnam finished 2008 10-1 and was ranked No. 1 in the state during the year ... team posted three undefeated regular seasons in his career and won three conference titles along with two sectional and regional championships ... four-year football letterwinner ... also lettered in wrestling and track ... All-Wabash Valley Academic selection as a senior .

**Personal** - Born Joshua Keith Keyt on Dec. 11, 1990 to Monty and Janice Keyt ... Majoring in Radio/TV/Film.

**Donovan Layne**  
**Defensive Back**  
**5-11 ♦ 185 ♦ Freshman ♦ HS**  
**Dayton, Ohio**  
**(Chaminade-Jullenne)**

**High School** - Lettered three years for Coach Andy Helms at Chaminade Jullenne High School. All-Area Junior and Senior year, Top 22 in the Area Senior year, All Miami Valley 1st Team GCL Junior and Senior year, DB of the Year GCL Senior year, Three Year Letter Dayton Daily News Player of the

Week Senior year. MVP of Defense Senior year.

**Personal**- Born Dec. 19, 1992 to Heather Layne in Dayton, OH. Has one Sister, Vanessa. Majoring in Pre-Med.

**Zach Lewis**  
**Offensive Line**  
**6-1 ♦ 315 ♦ Freshman ♦ HS**  
**Terre Haute, Ind.**  
**(South Vigo)**

**High School** Lettered three years for Coach Mark Raetz at Terre Haute South High School. All Wabash Honorable Mention, All-County, Selected to play in the Wabash Valley All-Star Game, Team Captain.

**Barry McCarter**  
**Wide Receiver**  
**6-2 ♦ 205 ♦ Freshman ♦ HS**  
**Gary, Ind.**  
**(Gary West Side Leadership)**

**High School**- Lettered four years for Coach Alexander Pratt at Gary West Side Leadership Academy. Three year All-Northwestern Conference 1st Team, Post Tribune First Team All-Area, Times 2nd Team, All-Conference Northwestern Region 1 All-Star. 1081 yards, 73 catches, 16 TD Senior year. Also

lettered in Basketball and Track and Field.

**Personal** - Born Nov. 14, 1992 to Barry and Michelle McCarter in Gary, IN. Has four siblings Bashear, Brittany, and Brianna McCarter and Stephen Rosser. Majoring in Sport Management.

**Joe McCormick**  
**Running Back**  
**5-9 ♦ 190 ♦ Freshman ♦ HS**  
**Washington, Ind.**  
**(Washington)**

**High School** - Finished his career with 144 rushes for 1,468 yards and 21 touchdowns scored at Washington High School ... Caught eight passes for 187 yards and five touchdowns ... Over his career, averaged over 10 yards per carry and 20 yards per pass reception ... Rushed for 210 yards as a senior

against Mount Carmel ... Scored nine rushing touchdowns his senior season at Washington.

**Conrrad Nichols**  
**Defensive Lineman**  
**6-5 ♦ 240 ♦ Freshman ♦ HS**  
**Honolulu, Hawaii**  
**(Raytown)**

**High School** - Lettered four years varsity for Coach Kevin Page at Raytown High School. Was nominated All-District Honorable Mention his Freshman year, All-Conference Honorable Mention Sophomore year, and All-Conference Honorable Mention Junior year. His Senior year was 3rd Team All-State,

1st Team All-Conference, and All-Simone Team chosen for the Lion's Club All-Star game. He was Defensive Captain Junior and Senior year. MVP on Defense Junior and Senior Year. Held most tackles on D-Line, 104 in one season, 10.5 sacks. Also, Freshman year lettered varsity Track and Field and JV Basketball.

**Personal** - Born Nov. 4, 1992 to Nick and Shawna Nicholls in Honolulu, Hawaii. Has two brothers, Mike and Connor and one sister Tatianna. Majoring in Biological Engineering.



## DeSean Prentice

Wide Receiver

6-1 ♦ 180 ♦ Freshman ♦ HS

Mishawaka, Ind.

(Penn)

**High School-** Lettered four years for Coach Cory Yeoman at Penn High School. Lettered three years in Basketball and four in Track and Field, First Team All NIC Honorable Mention All-State, South Bend Tribune 2010 Dream Team, State Qualifier in High Jump 2009 and 2010.

**Personal-** Born Jan. 6, 1993 to Shermin Prentice in Mishawaka, Ind.

## Gerrick Ratliff

Linebacker

6-0 ♦ 200 ♦ Freshman ♦ HS

Chicago, Ill.

(De La Salle Institute)

**High School** - Lettered in track, basketball and football at De La Salle Institute ... Played for coach Dan O'Keefe ... First team All-Catholic League as a senior ... Was a second team All-Catholic League selection following his junior campaign ... Named his team's Offensive Player Of The Year in

2010 ... Posted 50 total tackles, six interceptions ... Tallied 176 rushing attempts for 1,000 yards with five touchdowns ... Recorded four pass receptions for 150 receiving yards.

**Personal** -Born Gerrick Michael Austin Ratliff on October 9, 1992 to Gail and Gary Ratliff in Chicago, Ill. ... Majoring in Business Management.

## Logan Rehrer

Quarterback

6-1 ♦ 170 ♦ Freshman ♦ HS

Columbia City, Ind.

(Columbia City)

**High School** - Led Columbia City High School to a 10-2 season as a senior ... Compiled 26 touchdown passes and threw for over 2,500 yards .... Ran for 275 yards and scored 12 touchdowns.

**Personal** - Majoring in Athletic Training.

## Nick Rice

Offensive Line

6-7 ♦ 300 ♦ Freshman ♦ HS

Greenwood, Ind.

(Greenwood)

**High School** - Lettered three years for Coach Mike Campbell at Greenwood High School. All-Conference (Sr.), All-County (Jr. and Sr.), All-Metro South (Jr. and Sr.).

**Personal-** Born to Bryan and Laura Rice in Greenwood, Ind. Has one sister, Elizabeth. Majoring in Music.

## Montel Roberts

Offensive Line

6-6 ♦ 280 ♦ Freshman ♦ HS

Detroit, Mich.

(Martin Luther King, Jr.)

**High School-** Lettered three years for Coach Dale Harvel at Martin Luther King Jr. High School. First Team All-Metro, First Team All-Detroit Offensive Lineman.

**Personal-** Born Feb. 8, 1993 to Russell and Patricia Roberts in Detroit, Mich.

## Nathaniel Schuster

Offensive Lineman

6-4 ♦ 265 ♦ Freshman ♦ HS

Terre Haute, Ind.

(South Vigo)

**High School** - Lettered three years for Coach Mark Raetz at Terre Haute South High School. First Team All-Region, First Team All MIC, First Team All-Wabash Valley, Honorable A;;-State Offensive Lineman, Selected to Play in the Wabash Valley All-Star Game.

**Personal** - Born June 1, 1992 to Keith and Lorri Schuster in Terre Haute, Ind.

## Mark Sewall

Defensive Back

5-10 ♦ 175 ♦ Freshman ♦ HS

Western Springs, Ill.

(Lyons Township)

**High School** - Lettered two years for Coach Kurt Weinberg at Lyons Township High School. All-Conference West Sub. Silver (2010), ESPN Chicagoland All-Area Honorable Mention. Seven career interceptions. Also lettered two years in Basketball.

**Personal** - Born May 6, 1993 to Dan and Joan Sewall in Western Springs, Ill. Majoring in Business Administration ... Brother, Alex is a current member of the Sycamore football team.

## Donald Spencer

Wide Receiver

6-2 ♦ 205 ♦ Sophomore ♦ TR

Ypsilanti, Mich.

(Michigan State)

**2010 (At Michigan State)** - Earned his first letter by appearing in seven games, primarily on special teams . . . had two receptions for 21 yards at Iowa . . . caught three passes for 54 yards, including a 27-yard reception, in the 2010 Green-White spring game.

**2009 (At Michigan State)** - Redshirted . . . returned to wide receiver during preseason camp after spending the majority of the spring at safety . . . recorded four tackles in the 2009 Green-White spring game . . . enrolled at Michigan State on Jan. 12, 2009, for the beginning of the spring semester.



**High School** - Ranked among the nation's top flankers by Max Emfinger Recruiting (No. 20) . . . rated among the country's top wide receivers by Rivals.com (No. 37) and Scouts, Inc. (No. 50) . . . named to SuperPrep's and PrepStar's All-Midwest Teams . . . listed among the Midwest's top prospects by SuperPrep (No. 65) . . . ranked among the state's top seniors by the Lansing State Journal (No. 9), Rivals.com (No. 11), The Detroit News (No. 13) and Detroit Free Press (No. 17) . . . selected to play in the 2009 Michigan High School Football Coaches Association's East-West All-Star Game . . . three-year starter for Coach David Poole at Ypsilanti (Mich.) High School, helping the Braves to a combined record of 21-8 (.724) . . . named to the Detroit Free Press Division 2 All-State Team as a defensive back in 2008 . . . honorable mention Associated Press All-State selection as an all-purpose player . . . also earned all-conference and all-county recognition as a senior . . . caught at least one pass in 19 consecutive games . . . had 27 receptions for 303 yards (11.2 avg.) and four touchdowns in 2008 . . . caught two passes for 70 yards and a score vs. Highland Park . . . had four catches for 50 yards and two TDs vs. Romulus . . . had four receptions for 73 yards vs. Milan . . . threw a 64-yard TD pass in the 2008 season finale vs. Dexter . . . recorded 14.5 tackles and three interceptions as a senior . . . caught 18 passes for 335 yards (18.6 avg.) and five scores as a junior . . . had three catches for 93 yards and a TD vs. Dexter in 2007 . . . produced a career-best 29 tackles (17 solos, 12 assists) as a junior . . . had three receptions for 40 yards (13.3 avg.) as a sophomore . . . contributed 25 tackles (7 solos, 18 assists) and an interception in 2006 . . . three-year letterman in track and field . . . finished 10th in the high jump on the Braves' 2008 Division 2 state championship team . . . also won two letters in basketball.

**Personal** -- Born Donald Spencer on Jan. 18, 1991 to Donald Spencer and Kathy Weathers ... Criminal Justice major.

**Travis Starks**  
**Defensive Back**  
**5-10 ♦ 185 ♦ Freshman ♦ HS**  
**Chicago, Ill.**  
**(St. Rita of Cascia)**

**High School** - Played both running back and defensive back at St. Rita of Cascia High School ... Averaged 3.3 tackles per game while amassing 758 rushing yards and averaging 4.2 points scored per game ... Ranked in the Top 30 in the state of Illinois for scoring, rushing and total offense ... Ranked in the

Top 100 in the state of Illinois for tackles made per game.

**Alex Stowers**  
**Defensive Back**  
**5-9 ♦ 155 ♦ Freshman ♦ HS**  
**Indianapolis, Ind.**  
**(North Central)**

**High School** - Posted 19 total tackles and five interceptions at Indianapolis North Central as a senior ... Returned one interception for 71 yards and a touchdown against Warren Central ... Posted a season-high six tackles at Lawrence North ... 2010 All-MIC selection.

**Connor Underwood**  
**Linebacker**  
**6-3 ♦ 230 ♦ Freshman ♦ HS**  
**Washington, Ill.**  
**(Washington Community)**

**High School** - Lettered in football, basketball and track at Washington Community High School ... Played for coach Darrell Crouch ... Named All-State as a senior ... Team captain in football in 2010 and in basketball in 2009 ... As a senior he was named all-conference and was the team's leading tackler and was

an all-area honoree ... Invited to the 2011 Illinois All-Star Shrine Game ... Also all-conference, all-area and team's leading tackler as a junior ... Named team MVP, all-conference and all-area in basketball as a junior ... Holds the school record for solo tackles and is sack in quarterback sacks ... Also school record holder for single-season solo tackles and second in sacks ... Holds the school record for career tackles for loss and in season tackles for loss ... Also holds the school records for sacks in a season, tackles in a game and tackle points.

**Personal** - Born Connor Timothy Underwood on July 17, 1993 in Indianapolis, Ind., to Scott and Donna Underwood ... Majoring in Business Administration ... Mother, Donna Underwood played collegiate volleyball at Illinois State while his father, Scott played football at Illinois State ... Brother, Colton Underwood plays football at Illinois State where he is a defensive lineman.

**Victor Vernon**  
**Defensive Lineman**  
**6-3 ♦ 230 ♦ Freshman ♦ HS**  
**New Lenox, Ill.**  
**(Providence Catholic Prep)**

**Providence Catholic Prep School**- Lettered four years and wrestled three under Coach Mark Coglinese.

**High School** - Lettered four years for Coach Mark Coglinese at Providence High School in New Lenox, IL. Graduated in 2011.

**Personal** - Born Oct. 20, 1992 to Tim and Angie Vernon. Has one sister, Allie Vernon.



## Kendall Walker

Linebacker

6-0 ♦ 210 ♦ Freshman ♦ HS

Cincinnati, Ohio

(Moeller)

**High School** - A three-year letterwinner at Moeller High School under head coach John Rodenberg ... earned first-team all-conference in each of his last two seasons on the field after being selected to second-team as a sophomore ... named to the all-district teams as a junior and senior ... totaled 125

tackles as a senior, including 13 tackles for loss and 3.5 sacks ... also earned one letter in wrestling at MHS.

**Personal** - Born on October 6, 1992, to Carmen and Kevin Walker in Cincinnati, Ohio ... has two younger siblings, Kevin (18) and Khara (17) ... his father, Kevin, played collegiately at Maryland before spending five seasons in the NFL with the Cincinnati Bengals (1988-1992), while his uncle, Shannon, played at The Citadel ... majoring in Sport Management.

## Caleb Watkins

Quarterback

6-3 ♦ 210 ♦ Freshman ♦ RS

Middletown, Ohio

(Bowling Green)

**2010 (At Bowling Green)** - Sat out the season as a redshirt.

**High School** - Coached by Jason Krause at Middletown High School where he was a team captain ... Helped lead his team to a Division I semifinal appearance in Region 4 ... Earned First Team All-Ohio Honors

by the Associated Press ... Named Southwest Ohio Offensive Player Of The Year as a senior ... Owns the school record for passing yards.

**Personal** - Born Caleb Scott Watkins on Oct. 3, 1991 to Scott Watkins and Adonia Martin ... Has three brothers and two sisters ... Open Preference.

## Jess Harris

Linebacker

5-9 ♦ 190 ♦ Freshman ♦ HS

Whiteland, Ind.

(Whiteland)

**High School** - Named all-county, all-conference, all-conference academic, all-state and made the All-South Region Team as a senior ... Was named an alternate for the North/South All-Star Game.

**Personal** - Born Jess Charles Harris on April 2, 1993 to Curt and Judy

Harris ... Brother of current Sycamore running back, Luke Harris.

# ALWAYS GLORIOUS ON GAMEDAY



## Game 1

### Indiana State 57, St. Joseph's (Ind.) 7



September 4, 2010  
Memorial Stadium  
Terre Haute, Ind.  
5,158



**TERRE HAUTE, Ind.** — The Indiana State football team got its 2010 season started off with a bang as they crushed the Pumas of St. Joseph's College 57-7 at Memorial Stadium in front of 5,158 fans.

After struggling early the past few seasons, the Sycamores got things started quickly with a 22-yard touchdown run by senior running back Darrius Gates.

The Pumas offense attempted to respond on its first possession as they lined up for a field goal, however after a false start penalty the Pumas were forced to punt.

With 6:21 remaining in the first quarter senior wide receiver Bryant Kent found the end zone on a 22 yard run of his own. Freshman kicker Cory Little missed ensuing PAT giving the Sycamores a 13-0 lead.

The Sycamores extended their lead with 41 seconds remaining in the opening quarter when Little connected on a 24 yard field goal to put the Sycamores up 16-0.

Junior defensive lineman Rod Hardy even found the end zone for the Sycamores with 7:48 remaining in the first half when he rushed for three yards for the score and put the Sycamores up 23-0.

18 seconds later the Pumas offense came to life when St. Joseph's receiver Mack Ogletree connected with Scott Chapman for a 61-yard touchdown pass to cut the Sycamore lead to 23-7.

The Puma offense began to gain momentum and move the ball toward the end of the first half, however, it came to a screeching halt with 34 seconds remaining in the first half.

The Pumas attempted to punt from deep in their own territory. The Punt was blocked and rolled into the end zone where it was recovered for a touchdown by junior wide receiver Justin Hilton to extend the Sycamore lead to 30-7.

The Sycamore offense then took over on a show of their own as they scored four more unanswered rushing touchdowns to give the Sycamores the win by a final score of 57-7.

This marked the first game the Sycamores scored more than 50 points in a game since the 1999 season.

The Sycamores finished the game with 514 yards of total offense and 371 rushing yards. Junior quarterback Ronnie Fouch ended the night 10-21 for 143 yards in his Sycamore debut.


The Pumas were able to earn 242 total yards with 138 coming in the air.

The Sycamores also set a new school record with seven rushing touchdowns.

Gates ran for a total of 165 yards and three touchdowns while freshman running back Shakir Bell rushed for 133 and a touchdown, the first Sycamore duo to both be over 100 yards in the same game since 2004.

Sophomore running back George Cheeseborough also added a touchdown for the Sycamores.

On the defensive side, freshman defensive back Larry King racked up eight tackles and a sack for the Sycamores while sophomore linebacker Aaron Archie added seven tackles.



St. Joseph's	0	7	0	0	7
Indiana State	16	14	13	14	57

#### Scoring Summary

1st	13:12	ISU	Gates 22-yd run (Little kick) (5-80-1:48)	7-0
1st	6:21	ISU	Kent 22-yd run (kick failed) (8-80-4:04)	13-0
1st	4:11	ISU	Little 24-yd field goal (10-30-4:11)	16-0
2nd	7:48	ISU	Hardy 3-yd run (Little kick) (6-57-2:17)	23-0
2nd	7:30	SJC	Chapman 61-yd pass from Ogletree (Quackenbush kick) (1-61-0:09)	23-7
2nd	0:34	ISU	Hilton 0-yd blocked punt return (Little kick)	30-7
3rd	10:35	ISU	Gates 36-yd run (Little kick) (4-57-1:30)	37-7
3rd	6:16	ISU	Gates 3-yd run (kick failed) (5-52-1:56)	43-7
4th	14:23	ISU	Bell 25-yd run (Little kick) (8-48-4:08)	50-7
4th	11:13	ISU	Cheeseborough 26-yd run (Little kick) (3-46-0:59)	57-7

#### Team Statistics

	SJC	ISU
First Downs	11	23
Rushing	5	16
Passing	5	5
Penalty	1	2
Net Yards Rushing	104	371
Rushing Attempts	34	44
Net Yards Passing	138	143
Cmp.-Att.-Int.	8-22-0	10-21-0
Total Offense Yards	242	514
Total Offense Plays	56	65
Fumbles: No.-Lost	2-0	1-0
Penalties: No.-Yards	11-105	5-45
Punts-Yards	9-206	3-144
Avg. Yards Per Punt	22.9	48.0
Punt Returns: No.-Yards	1-26	5-63
Kickoff Returns: No.-Yards	9-148	1-19
Interceptions: No.-Yards	0-0	0-0
Possession Time	30:01	29:49
Third Down Conversions	3-14	8-15
Fourth Down Conversions	0-2	2-2
Red Zone Scores-Chances	0-2	3-4
Sacks By: No.-Yards	1-15	4-26
PAT Kicks	1-1	6-8
Field Goals	0-0	1-1

#### Individual Statistics

**RUSHING: SJC:** Garrick Hall 16-75; Jashon Banks 8-19; Julian Walker 1-15; B. VanderMerkt 4-9; Jake McFadden 1-4; Mack Ogletree 1-(-1); Mike Hladik 3-(-17). **ISU:** Darrius Gates 19-160, 3 TD; Shakir Bell 11-133, 1 TD; George Cheeseborough 6-52, 1 TD; Bryant Kent 2-31, 1 TD; Brock Lough 2-6; Rod Hardy 1-3, 1 TD; Team 1-(-1); Ronnie Fouch 2-(-13).

**PASSING: SJC:** Mike Hladik 5-13-0, 57; B. VanderMerkt 2-8-0, 20; Mack Ogletree 1-1-0, 61, TD. **ISU:** Ronnie Fouch 10-21-0, 143.

**RECEIVING: SJC:** Julian Walker 3-46; Scott Chapman 2-72, 1 TD; M. Stephens 1-9; Mack Ogletree 1-6; Jake McFadden 1-5. **ISU:** Bryant Kent 3-33; Justin Hilton 3-17; Alex Jones 2-79; Darrius Gates 1-13; Shakir Bell 1-1.

## Game 2

### Cincinnati 40, Indiana State 7



September 11, 2010

Nippert Stadium

Cincinnati, Ohio

30,807



**CINCINNATI** — Indiana State trailed the Cincinnati Bearcats, two-time defending champions of the BIG EAST Conference by a slim 12-7 margin at the half, but UC rallied with four consecutive touchdowns in the third quarter to take a 40-7 victory over the Sycamores in front of 30,807 fans on an overcast day at Nippert Stadium.

Cincinnati scored the game's first 12 points, as Jacob Rogers connected on a 48-yard field goal with 9:32 left in the first quarter to cap off a six-play, 34-yard drive for the 3-0 advantage. The Bearcats then moved the ball 62 yards in eight plays as Zach Collaros hit Armon Binns on a 16-yard scoring pass on the first play of the second quarter to move the lead out to 10-0. A high snap over the head of quarterback Ronnie Fouch gave the Bearcats a safety for a 12-0 lead with 8:11 left before the half.

On the free kick following the safety, things got extremely interesting for ISU. Punter Santino Davis, who posted a pair of turnovers last year in the FBS contest at Louisville, got the first of two against Cincinnati as he forced a fumble on ensuing free kick which gave ISU the ball. The Sycamores couldn't take advantage but pinned the Bearcats deep in their own territory. Davis then forced his second fumble of the opening half which led to a four-play, 35-yard scoring drive which took 2:28 off the clock and was capped on an 18-yard pass from Fouch to Alex Jones to make it 12-7 with 2:10 left in the opening half.

ISU's defense held and forced a Bearcat punt. The Sycamores gained a pair of first downs and moved the ball near midfield until the half expired.

The Bearcats led 12-7 at the half and marched down the field on a seven-play, 65-yard drive that used 1:56 on the clock and was capped with a three-yard touchdown run by Josh Goebel to stretch the lead out to 19-7. The Sycamores were limited to three plays and out on their first offensive drive after halftime and were forced to punt the ball back over to Cincy. The Bearcats added to their advantage with 8:22 left in the third quarter with their second touchdown of the third quarter to take the lead out to 26-7. Cincinnati scored on a 29-yard touchdown pass from Zach Collaros to Armon Binns.

Cincinnati had the advantage of short field to work with on their third drive on the third quarter following a bobbed deep snap. It took just two plays for the Bearcats to score their third touchdown of the period to make it 33-7 with 6:57 on the clock. John Goebel plowed into the end zone from two yards out to cap the short two-play, 10-yard drive. Cincinnati scored on its fourth consecutive possession to make it 40-7. UC's fourth score came on a two-yard run by Collaros to cap a five-play, 36-yard drive with 3:03 left in the third quarter.

ISU held defensively in the fourth quarter and was sparked by a long 50-yard run by freshman Shakir Bell which put the Sycamores down in the red zone for the second time in the period. ISU was able to come away with points, but did hold the Bearcats scoreless in the final stanza.

Indiana State was paced in rushing by Bell who finished the game with 10 rushes for 67 yards, including a long of 50. Bell averaged 6.7 yards per carry. Behind Bell's efforts was Darrius Gates who finished with 13 rushes for 40 yards, including a long of 13. Fouch was 23-of-38 for 161 yards and a touchdown in the contest. Bryant Kent had four catches for 34 yards while Leonard Riston had four catches as well. Ednut Egberongbe posted three receptions for 37 yards while Alex Jones had three catches for 36 yards and a touchdown. Fouch found a total of 11 different receivers in the game.

Defensively, ISU was paced by Jacoby Washington with 10 total tackles, including eight solos. He added a tackle for loss into the mix as well. Larry King posted 10 tackles as well, including a forced fumble while Ryan Roberts had six and Ben Obaseki posted four. Both Obaseki and Roberts had a quarterback sack. Santino Davis forced one fumble off a free kick after a safety and recovered another deep in Bearcat territory that led to ISU's touchdown.

**BEARCATS**  
2010 KICKOFF

**>> A New Day**

Bearcats new coach **BUTCH JONES** aiming to keep UC in the national spotlight

Sept. 11 2010  
Indiana State

Splitted Return  
see page 36

Sponsored By: **cadre**  
information security

JOHN GOEBEL  
Back on the Field  
see page 122

Indiana State	0	7	0	0	7
Cincinnati	3	9	28	0	40

#### Scoring Summary

1st	9:32	UC	Rogers 48-yd field goal (6-34-1:18)	0-3
2nd	14:55	UC	Binns 16-yd pass from Collaros (Rogers kick) (8-62-3:02)	0-10
2nd	8:11	UC	Team Safety	0-12
<b>2nd</b>	<b>2:10</b>	<b>ISU</b>	<b>Jones 18-yd pass from Fouch (Little kick) (4-35-2:28)</b>	<b>7-12</b>
3rd	12:59	UC	Goebel 3-yd run (Rogers kick) (7-65-1:56)	7-19
3rd	8:22	UC	Binns 29-yd pass from Collaros (Rogers kick) (6-68-2:33)	7-26
3rd	6:57	UC	Goebel 1-yd run (Rogers kick) (2-10-0:26)	7-33
3rd	3:03	UC	Collaros 2-yd run (Rogers kick) (5-36-1:50)	7-40

#### Team Statistics

	ISU	UC
First Downs	15	22
Rushing	6	16
Passing	8	5
Penalty	1	1
Net Yards Rushing	93	263
Rushing Attempts	32	45
Net Yards Passing	161	130
Cmp.-Att.-Int.	23-38-0	11-17-0
Total Offense Yards	254	393
Total Offense Plays	70	62
Fumbles: No.-Lost	4-1	3-2
Penalties: No.-Yards	6-45	3-40
Punts-Yards	7-254	4-173
Avg. Yards Per Punt	36.3	43.2
Punt Returns: No.-Yards	0-0	3-32
Kickoff Returns: No.-Yards	5-106	3-50
Interceptions: No.-Yards	0-0	0-0
Possession Time	31:32	28:37
Third Down Conversions	6-17	6-12
Fourth Down Conversions	1-3	0-0
Red Zone Scores-Chances	1-3	4-4
Sacks By: No.-Yards	2-25	2-13
PAT Kicks	1-1	5-5
Field Goals	0-1	1-1

#### Individual Statistics

**RUSHING: ISU:** Shakir Bell 10-67; Darrius Gates 13-40; Brock Lough 3-20; Ronnie Fouch 3-(-11); Team 3-(-23). **UC:** D. Williams 13-117; John Goebel 9-75, 2 TD; George Winn 11-48; Zach Collaros 11-32, 1 TD; Team 1-(-9).

**PASSING: ISU:** Ronnie Fouch 23-38-0, 161, 1 TD. **UC:** Zach Collaros 11-71-0, 130, 2 TD.

**RECEIVING: ISU:** Bryant Kent 4-34; Leonard Riston 4-3; Ednut Egberongbe 3-37; Alex Jones 3-36, 1 TD; John Goodlett 2-17; Justin Hilton 2-11; Michael Mardis 1-10; Demory Lawshe 1-5; Larry Lacotti 1-4; Brock Lough 1-3; Darrius Gates 1-1. **UC:** DJ Woods 5-46; Armon Binns 3-59, 2 TD; Ben Guidugli 2-17; John Goebel 1-8.

# ALWAYS GLORIOUS ON GAMEDAY



## Game 3

Western Illinois 40, Indiana State 7

September 25, 2010

Hanson Field

Macomb, Ill.

11,460



**MACOMB, ILL.** — Indiana State was hoping to win its first conference opener on the road since the 1996 season and make it two in a row over Western Illinois after ISU downed the Leathernecks 17-14 on Homecoming last year at Memorial Stadium, but Western Illinois was forced to bring its MVFC-leading aerial attack to the ground due to a heavy rain during the game and won going away, 40-7.

Darrius Gates finished the game as the Sycamores' leading rusher with 51 yards on the ground. Brock Lough scored the Sycamores' touchdown in the contest, amassing a total of 38 yards in the contest. Ronnie Fouch finished 6-of-17 passing for 52 yards. Alex Jones was the leading receiver with two catches for 27 yards.

ISU placed three different defenders in double digits tackles, including Aaron Archie who posted 11 stops. Ben Obaseki had 10 tackles while Nate Brown had 10 as well.

Indiana State won the toss and deferred the option to the second half as Western Illinois' quick strike offense used a solid kickoff return to move the ball quickly into Sycamore territory. The defense made the stop, but was forced to start at its own three-yard line after the Leatherneck punt. The Sycamores got one first down, but were forced to punt.

WIU used just over two minutes to score first in the game on an eight-play drive that was entirely on the ground to take a 6-0 lead after the extra point was missed with 8:09 left on the first quarter clock. Caulton Ray finished off the drive with a one-yard run up the middle.

The ISU defense forced the first Western Illinois turnover of the season when CJ Ullysee picked off a Matt Barr pass to end a Leatherneck drive in the first quarter. The Sycamores got their paws on the ball three times in the opening stanza, earned a pair of first downs and netted 37 yards to WIU's 127. ISU was 0-for-3 on third down conversions in the first quarter.

Western Illinois made it 13-0 with 10:48 left in the second quarter when Bryce Flowers sprinted up the middle for a 32-yard touchdown run which capped a seven-play, 74-yard drive.

Indiana State came back and got its first third down conversion of the game on a pass play from Ronnie Fouch to Bryant Kent but Kent fumbled at the end of the play as the clock ticked under 10 minutes to go in the second quarter to give the ball back to the Leathernecks and knot up the turnover battle at one each.

ISU got another defensive stop, and moved the ball for a first down on the ensuing drive but were forced to punt after a dropped pass on third down. Santino Davis' punt was blocked and after a wild scrum for the football, the Leathernecks gained possession at the ISU 14-yard line. It took just one play, a 14-yard run by Ray to get the Leathernecks on the scoreboard again and give them a 20-0 advantage.

The Indiana State defense held after backing the Sycamores up with less two minutes left in the opening half. ISU got the ball near midfield following a Leatherneck punt but Fouch was intercepted on the first play to set WIU up again. The Sycamore defense made another stand and forced WIU to punt just before the half to send the teams into the locker room as ISU trailed 20-0.

Indiana State got the ball to start the second half, but couldn't get a first down and had to punt the ball over to Western Illinois. The Leathernecks took the ball on a 17-play, 74-yard jaunt that took up over seven minutes of game time to put the Leathernecks up 27-0. WIU finally ended the drive with a one-yard touchdown run by Josh Gabelmann with 7:06 left in the third quarter.

The Sycamores responded to the drive with their first score of the game on a one-yard touchdown run by Brock Lough with 55 seconds left in the third quarter to inch ISU within 27-7. Lough's scoring plunge capped a 13-play, 62-yard drive which also took nearly seven minutes off the clock. At one point in the drive, Lough punished the Leatherneck defense with three consecutive runs of over 10 yards as ISU finally got things going on the ground en route to score.

The third quarter featured just one passing play, an attempt from Fouch to Goodlett which fell incomplete.

Bryce Flowers put up his second touchdown of the contest with 12:46 to go in the fourth quarter as he scored from 14 yards out to stretch the Western Illinois lead back out to 34-7.

Indiana State fumbled the ball over to Western Illinois on its first play of the fourth quarter, but got the ball back a few plays later when Ryan Roberts forced a Leatherneck fumble and Nate Brown pounced on it for the defensive stop.

Indiana State	0	0	7	0	7
Western Illinois	6	14	7	13	40

### Scoring Summary

1st	8:09	Ray 1-yd run (kick failed) (8-76-2:31)	0-6
2nd	10:48	Flowers 32-yd run (Jouett kick) (7-74-2:58)	0-13
2nd	5:13	Ray 14-yd run (Jouett kick) (1-14-0:10)	0-20
3rd	7:06	Gavelmann 1-yd run (Jouett kick) (17-82-7:06)	0-27
3rd	0:55	Lough 1-yd run (Little kick) (13-62-6:11)	7-27
4th	12:46	Flowers 14-yd run (Jouett kick) (8-50-3:03)	7-34
4th	6:29	Hickman 5-yd run (kick failed) (3-14-1:03)	7-40

### Team Statistics

	ISU	WIU
First Downs	10	23
Rushing	6	20
Passing	2	2
Penalty	2	1
Net Yards Rushing	121	384
Rushing Attempts	41	71
Net Yards Passing	52	19
Cmp.-Att.-Int.	6-17-1	4-11-1
Total Offense Yards	173	403
Total Offense Plays	58	82
Fumbles: No.-Lost	4-3	1-1
Penalties: No.-Yards	6-61	10-96
Punts-Yards	9-317	6-223
Avg.. Yards Per Punt	35.2	37.2
Punt Returns: No.-Yards	0-0	2-7
Kickoff Returns: No.-Yards	1-11	2-48
Interceptions: No.-Yards	1-0	1-23
Possession Time	25:18	34:42
Third Down Conversions	3-14	10-18
Fourth Down Conversions	1-1	0-1
Red Zone Scores-Chances	1-1	5-5
Sacks By: No.-Yards	1-3	0-0
PAT Kicks	1-1	4-6
Field Goals	0-0	0-0

### Individual Statistics

**RUSHING:** ISU: Darrius Gates 12-51; Brock Lough 7-38, 1 TD; Shakir Bell 10-23; George Cheeseborough 7-15; Ronnie Fouch 1-0; Team 3-(-2); Coy Glass 1-(-4). **WIU:** Bryce Flowers 26-192, 2 TD; Caulton Ray 29-115, 2 TD; Matt Barr 7-48; Josh Gabelmann 2-20, 1 TD; Lamor Hickman 6-13, 1 TD; Team 1-(-4).

**PASSING:** ISU: Ronnie Fouch 6-17-1, 52. **WIU:** Matt Barr 4-11-1, 19.

**RECEIVING:** ISU: Alex Jones 2-27; Bryant Kent 1-13; Demory Lawshe 1-9; Darrius Gates 1-3; Brock Lough 1-0. **WIU:** Josh Gabelmann 2-6; Lito Senatus 1-7; Terriun Crump 1-6.

# ALWAYS GLORIOUS ON GAMEDAY

## Game 4

**Indiana State 56, Quincy 22**

**October 2, 2010  
Memorial Stadium  
Terre Haute, Ind.  
4,837**



**TERRE HAUTE, Ind.**—The ISU football team evened its record to 2-2 on the season and got revenge on the Quincy Hawks with a 56-22 win at Memorial Stadium Saturday. Quincy had downed the Sycamores by the score of 26-20 in overtime during last year's season opener.

The Sycamores scored early and often in the first half and never shut down the Hawks for the majority of the half.

Senior running back Darrius Gates got things started for the Sycamores scoring on a 31 yard rush to make it 7-0 and then followed up with a 10 yard rushing touchdown to give the Sycamores a 14-0 lead with 6:50 remaining in the first quarter.

The Hawks then got on the board with an 18-yard touchdown pass. However, the ensuing PAT was missed wide right to cut the Sycamore lead to 14-6.

The Sycamores continued their dominance into the second quarter when Gates scored his third touchdown of the game on a three-yard run to give the Sycamores a 21-6 lead.

The Sycamores then began showing off their aerial attack as four of their last five touchdowns of the game came in the air from junior quarterback Ronnie Fouch.

Junior wide receiver Justin Hilton caught two touchdowns for the Sycamores and finished the game with four receptions for 131 yards. Justin Hilton paced ISU with four catches for 131 yards, which was the first time since Carl Berman hauled in 130 yards of receiving yards against Western Illinois in 2006 that a Sycamore receiver eclipsed the 100-yard receiving mark.

Junior quarterback Coy Glass replaced Fouch for the majority of the fourth quarter. Glass is the first player other than Fouch to attempt a pass for the Sycamores this season.

Quincy found the end zone twice in the fourth quarter, converting the 2-point conversion after both scores to cut the Sycamore lead to 56-22.

The Sycamores then ran out the clock en route to their second win of the 2010 campaign. With the loss, the Hawks fell to 0-5 on the season. ISU's 2-2 record is the best for the Sycamores through four games since starting the 2004 season with a 3-1 record.


The Sycamores finished the game with 562 yards of total offense with four rushing and passing touchdowns. The Hawks were held to 302 yards of total offense and were held to only 47 yards on the ground.

Fouch led the Sycamores, going 15-17 for 231 yards and four touchdowns. Fouch's four touchdowns marked the first time since the 2006 season that a Sycamore quarterback threw that many touchdown strikes in a contest. Blayne Baggett had four at Western Illinois in 2006.

Gates and freshman running back Shakir Bell both had over 100 yards on the ground for the Sycamores. Gates finished the game with 17 rushes for 139 yards and three touchdowns while Bell had 16 carries for 158 yards. It was the second time this season that Gates and Bell combined for dual 100-yard rushing performances as both also eclipsed the century mark on the ground in the season opener against St. Joseph's (Ind.).

Senior wide receiver Bryant Kent and sophomore wide receiver Tanner Riley both added a touchdown reception for the Sycamores.

ISU's 42 first half points is the most for a Sycamore team in a half since a 49-point first half as part of a 63-0 victory in 1994.



<b>Quincy</b>	<b>6</b>	<b>0</b>	<b>0</b>	<b>16</b>	<b>22</b>
<b>Indiana State</b>	<b>14</b>	<b>28</b>	<b>14</b>	<b>0</b>	<b>56</b>

### Scoring Summary

<b>1st 11:40</b>	<b>Gates 31-yd run (Little kick) (9-80-3:20)</b>	<b>7-0</b>
<b>1st 6:50</b>	<b>Gates 10-yd run (Little kick) (5-53-2:24)</b>	<b>14-0</b>
<b>1st 5:21</b>	<b>Dickens 18-yd pass from Brenneisen (kick failed) (3-68-1:25)</b>	<b>14-6</b>
<b>2nd 13:31</b>	<b>Gates 3-yd run (Little kick) (14-63-6:43)</b>	<b>21-6</b>
<b>2nd 7:38</b>	<b>Hilton 40-yd pass from Fouch (Little kick) (5-50-2:42)</b>	<b>28-6</b>
<b>2nd 5:38</b>	<b>Obaseki 1-yd run (Little kick) (5-75-1:57)</b>	<b>35-6</b>
<b>2nd 1:07</b>	<b>Hilton 72-yd pass from Fouch (Little kick) (2-84-0:18)</b>	<b>42-6</b>
<b>3rd 10:16</b>	<b>Kent 9-yd pass from Fouch (Little kick) (7-50-3:41)</b>	<b>49-6</b>
<b>3rd 4:48</b>	<b>Riley 11-yd pass from Fouch (Little kick) (6-43-3:08)</b>	<b>56-6</b>
<b>4th 12:06</b>	<b>Casselberry 13-yd pass from Brenneisen (Dickens 2 pts) (14-64-7:37)</b>	<b>56-14</b>
<b>4th 7:59</b>	<b>Casselberry 11-yd pass from Brenneisen (Dickens 2 pts) (5-86-1:22)</b>	<b>56-22</b>

### Team Statistics

	<b>ISU</b>	<b>QU</b>
First Downs	27	15
Rushing	17	6
Passing	9	8
Penalty	1	1
Net Yards Rushing	331	47
Rushing Attempts	47	25
Net Yards Passing	231	255
Cmp.-Att.-Int.	15-20-0	19-26-2
Total Offense Yards	562	302
Total Offense Plays	67	51
Fumbles: No.-Lost	2-0	1-0
Penalties: No.-Yards	3-26	7-64
Punts-Yards	2-50	5-179
Avg. Yards Per Punt	25.0	35.8
Punt Returns: No.-Yards	3-28	0-0
Kickoff Returns: No.-Yards	2-56	7-93
Interceptions: No.-Yards	2-6	0-0
Possession Time	32:28	27:32
Third Down Conversions	8-12	4-10
Fourth Down Conversions	2-2	1-1
Red Zone Scores-Chances	5-5	3-3
Sacks By: No.-Yards	1-8	0-0
PAT Kicks	8-8	0-1
Field Goals	0-0	0-0

### Individual Statistics

**RUSHING: ISU:** Shakir Bell 16-158; Darrius Gates 17-139, 3 TD; Brock Lough 10-37; Ben Obaseki 1-1, 1 TD; Coy Glass 1-0; Ronnie Fouch 1-0; Team 1-(-2). **QU:** Sterling Ross 14-54; Robenson Merc 1-2; Lyndsey Diggs 1-2; Trevor Durham 1-1; Bobby Brenneisen 6-(-2); Antonio Chow 1-(-3); Josh Mitchell 1-(-7).

**PASSING: ISU:** Ronnie Fouch 15-17-0, 231, 4 TD; Coy Glass 0-3-0, 0. **QU:** Bobby Brenneisen 18-24-2, 249, 3 TD; Trevor Durham 1-2-0, 6.

**RECEIVING: ISU:** John Goodlett 5-48; Justin Hilton 4-131, 2 TD; Bryant Kent 2-13, 1 TD; Alex Jones 1-15; Darrius Gates 1-13; Tanner Riley 1-11, 1 TD; Brock Lough 1-0. **QU:** DeShun Smith 6-100; Justin Dickens 4-68, 1 TD; John Casselberry 3-30, 2 TD; Jeacky Charles 2-14; Timothy Gower 1-21; Sterling Ross 1-10; Kyle Volstad 1-8; Lyndsey Diggs 1-4.

# ALWAYS GLORIOUS ON GAMEDAY



## Game 5 Indiana State 59, Illinois State 24

October 9, 2010  
Memorial Stadium  
Terre Haute, Ind.  
8,294



**TERRE HAUTE, Ind.**—In front of 8,294 people at Memorial Stadium the Sycamores (3-2, 1-1 MVFC) scored their second straight Homecoming win in convincing fashion 59-24 over the Redbirds of Illinois State (3-3, 2-2 MVFC).

The first half was a showcase of offense by both teams and the Sycamores took little time in showing off its offense as junior quarterback Ronnie Fouch threw a 40-yard pass to senior wide receiver Bryant Kent less than four minutes into the game.

Senior running back Darrius Gates then extended the Sycamore lead to 14-0 off a three yard run.

The Redbirds began to threaten the Sycamore lead, however, the drive stalled out and the Redbirds had to settle to for a 50-yard field goal to cut the lead to 14-3.

The offense of the Sycamores then took over and never looked back as the Sycamores scored four more touchdowns and a field goal to end the first half and set a new school record for first half yardage with 448 yards of total offense.

At half time the Sycamores held a commanding, 44-24 lead over the Redbirds.

The 44 first half points were the most against ISU in a conference game in a half. 59 points are the second most points scored against a conference school.

In the second half, the Sycamores defense began to show its strength as it shutout the Redbirds in the second half.

Junior tight end Alex Jones added to the Sycamores lead in the second half with a 5-yard reception from Fouch.

The Sycamore defense then added points for the Sycamores when sophomore defensive lineman sacked Illinois State quarterback Matt Brown in the end zone for a safety.

Sophomore running back George Cheeseborough then extended the Sycamore lead with a 28-yard rush into the end zone en route to a 59-24 win.

The Sycamores finished the game with 579 total yards of offense.

Fouch led the team with four touchdowns to three different receivers and went 16-22 for 250 yards.

Kent led the Sycamore receivers with seven catches for 118 yards and two touchdowns.

On the ground, Gates scored two touchdowns for the Sycamores while freshman running back Shakir Bell ran for 146 yards and a touchdown and averaged 10.4 yards per carry.

This was also the first time in school history the Sycamores have had 200 yard passer, 100 yard receiver and 100 yard rusher in two consecutive games.

On the defensive end, sophomore linebacker Aaron Archie had 12 tackles while junior safety Alex Sewall added 10 tackles for the Sycamores.

The win also marks the first time since 2004 that the Sycamores have won back-to-back games and the first time the Sycamores have started 3-0 at home since 2004.



<b>Illinois State</b>	<b>3</b>	<b>21</b>	<b>0</b>	<b>0</b>	<b>24</b>
<b>Indiana State</b>	<b>14</b>	<b>30</b>	<b>6</b>	<b>9</b>	<b>59</b>

### Scoring Summary

<b>1st 11:19</b>	<b>Kent 40-yd pass from Fouch (Little kick) (8-81-3:41)</b>	<b>7-0</b>
<b>1st 5:02</b>	<b>Gates 3-yd run (Little kick) (9-88-4:11)</b>	<b>14-0</b>
<b>1st 0:32</b>	<b>Fetzer 50-yd field goal (9-41-4:24)</b>	<b>14-3</b>
<b>2nd 12:14</b>	<b>Kent 7-yd pass from Fouch (Little kick) (6-70-3:17)</b>	<b>21-3</b>
<b>2nd 10:25</b>	<b>Walker 46-yd pass from Brown (Fetzer kick) (4-57-1:42)</b>	<b>21-10</b>
<b>2nd 9:29</b>	<b>Bell 62-yd run (Little kick) (2-71-0:46)</b>	<b>28-10</b>
<b>2nd 6:11</b>	<b>Gates 11-yd run (Little kick) (4-29-0:50)</b>	<b>35-10</b>
<b>2nd 5:01</b>	<b>Walker 26-yd pass from Brown (Fetzer kick) (3-62-1:04)</b>	<b>35-17</b>
<b>2nd 1:37</b>	<b>Hilton 25-yd pass from Fouch (kick blocked) (7-59-3:18)</b>	<b>41-17</b>
<b>2nd 0:48</b>	<b>Younger 15-yd pass from Brown (Fetzer kick) (6-62-0:41)</b>	<b>41-24</b>
<b>2nd 0:00</b>	<b>Little 30-yd field goal (6-50-0:38)</b>	<b>44-24</b>
<b>3rd 0:16</b>	<b>Jones 5-yd pass from Fouch (kick failed) (11-80-7:13)</b>	<b>50-24</b>
<b>4th 7:21</b>	<b>Obaseki safety</b>	<b>52-24</b>
<b>4th 5:08</b>	<b>Cheeseborough 28-yd run (Little kick) (4-50-2:13)</b>	<b>59-24</b>

### Team Statistics

	<b>ILS</b>	<b>ISU</b>
First Downs	18	25
Rushing	6	11
Passing	10	11
Penalty	2	3
Net Yards Rushing	87	295
Rushing Attempts	35	42
Net Yards Passing	259	284
Cmp.-Att.-Int.	16-27-1	17-23-0
Total Offense Yards	346	579
Total Offense Plays	62	65
Fumbles: No.-Lost	2-1	0-0
Penalties: No.-Yards	12-93	11-80
Punts-Yards	2-91	2-77
Avg.. Yards Per Punt	45.5	38.5
Punt Returns: No.-Yards	0-0	1-4
Kickoff Returns: No.-Yards	9-225	4-64
Interceptions: No.-Yards	0-0	1-0
Possession Time	28:51	31:09
Third Down Conversions	7-14	6-9
Fourth Down Conversions	0-1	0-0
Red Zone Scores-Chances	1-3	5-5
Sacks By: No.-Yards	0-0	4-34
PAT Kicks	3-3	6-8
Field Goals	1-2	1-1

### Individual Statistics

**RUSHING: ILS:** Erik Smith 11-40; Ashton Leggett 8-33; Matt Lancaster 5-29; Clifton Gordon 3-13; Cameron Hunt 2-7; Team 1-(-1) Matt Brown 5-(-34). **ISU:** Shakir Bell 14-146, 1 TD; Darrius Gates 15-78, 2 TD; Brock Lough 7-35; George Cheeseborough 2-30, 1 TD; Ronnie Fouch 1-10; Team 3-(-4).

**PASSING: ILS:** Matt Brown 14-25-1, 232, 3 TD; Matt Lancaster 1-1-0-5; Drew Keil 1-1-0-22. **ILS:** Ronnie Fouch 16-22-0, 250, 4 TD; Darrius Gates 1-1-0-34.

**RECEIVING: ILS:** Tyrone Walker 5-131, 2 TD; Erik Smith 4-55; Ashton Leggett 2-16; Marvon Sanders 2-13; Matt Mose 1-22; Matt Younger 1-15, 1 TD; Corey Shandrick 1-7. **ISU:** Bryant Kent 7-118, 2 TD; Justin Hilton 3-79, 1 TD; Alex Jones 3-17, 1 TD; Leonard Riston 2-31; Ronnie Fouch 1-34; Brock Lough 1-5.

## Game 6

### Indiana State 38, Missouri State 35 (ot)



October 16, 2010  
 Memorial Stadium  
 Terre Haute, Ind.  
 3,194



**TERRE HAUTE, Ind.** - After being down by two touchdowns halfway through the fourth quarter, the Sycamores rallied back and won a 38-35 thriller in overtime at Memorial Stadium over the Bears of Missouri State.

In a game that saw both team score five touchdowns, it came down to an overtime field goal so seal the win for the Sycamores after losing their previous three games against the Bears.

The Sycamores got things started scoring on the opening drive of the game from a 36-yard touchdown pass from junior quarterback Ronnie Fouch to junior wide receiver Ednut Egberongbe.

The Bears answered back though at the end of the first quarter, tying the game at seven with a rushing touchdown from their quarterback Cody Kirby.

Luck then was on the Sycamores side as they were able to capitalize on one of the most rare plays in college football. The Sycamore lined up to punt, however, the punt was blocked by a Missouri State defender. Junior tight end Alex Jones then caught the ball and ran all the way down to the Missouri State four-yard line. Senior running back Darrius Gates then began to make his presence known as he capitalized and scored his first of two touchdowns on the day at the start of the first quarter.

The Bears once again answered right back with a 59 yard touchdown pass before Gates's second touchdown of the day to give the Sycamores a 21-14 lead with just over a minute left in the half. The Bears weren't finished however as they rushed down the field to score a touchdown as the clock struck zero to tie the game at 21 at halftime.

After halftime the game became a defensive battle with the Missouri State offense finally putting their team ahead after a 19-yard touchdown run to give the Bears a 28-21 lead, their first of the game. Missouri State then extended its lead even further when Kirby rushed for a 12-yard touchdown to open the fourth quarter.

From that point on it was all Indiana State as Fouch connected with junior wide receiver Justin Hilton for two consecutive touchdowns to tie the game up at 35 all with 6:31 remaining in regulation.

Both teams attempted field goals but neither team could connect as the Bears missed from 48 yards and the Sycamores missed from 49 yards as time expired in regulation sending the game into overtime.

The Bears won the toss and elected to play defense first, putting the Sycamore offense on the field. The Sycamores were unable to put the ball in the end zone but freshman kicker Cory Little connected on a 32 yard field goal to put the Sycamores up 38-35.

When the Bears offense got on the field they moved the ball inside the ISU five yard before stalling on fourth down. The Bears lined up to go for it but were called for a false start penalty. They then lined up for a field goal that was pulled wide left to give the Sycamores the 38-35 win, their fourth win of the season and third straight.

The last time the Sycamores had a field goal win a game since the 2004 season at Eastern Illinois. The Sycamores four home wins are the most since 2002 which was the last time the team started 4-0 at home. The Sycamores have also won their third consecutive game for the first time since 2004.

The Sycamores racked up 508 yards of total offense with 311 coming in the air and 197 coming on the ground.

Fouch led the aerial attack for the Sycamores going 23-43 for 311 yards with three touchdowns and an interception. This marked the first time a Sycamore has attempted more than 30 passes in a single game since 2005. Fouch also tied the school record with three consecutive games with 200 or more passing yards.



Missouri State	7	14	7	7 (0)	35
Indiana State	7	14	0	14 (3)	38

#### Scoring Summary

1st	11:27	Egberongbe 36-yd pass from Fouch (Little kick) (8-76-3:33)	7-0
1st	2:04	Kirby 1-yd run (Chiles kick) (6-33-2:32)	7-7
2nd	9:06	Gates 4-yd run (Little kick) (7-66-2:45)	14-7
2nd	7:26	Saffold 59-yd pass from Kirby (Chiles kick) (3-62-1:24)	14-14
2nd	1:08	Gates 1-yd run (Little kick) (11-53-4:27)	21-14
2nd	0:00	Douglas 2-yd run (Chiles kick) (7-23-0:45)	21-21
3rd	5:26	Johnston 19-yd run (Chiles kick) (7-74-2:55)	21-28
4th	13:05	Kirby 12-yd run (Chiles kick) (5-78-2:12)	21-35
4th	8:56	Hilton 25-yd pass from Fouch (Little kick) (6-72-1:21)	28-35
4th	6:31	Hilton 35-yd pass from Fouch (Little kick) (3-75-1:14)	35-35
OT		Little 32-yd field goal	38-35

#### Team Statistics

	MSU	ISU
First Downs	20	21
Rushing	13	11
Passing	5	9
Penalty	2	1
Net Yards Rushing	207	197
Rushing Attempts	60	38
Net Yards Passing	193	311
Cmp.-Att.-Int.	8-20-1	23-44-1
Total Offense Yards	400	508
Total Offense Plays	80	82
Fumbles: No.-Lost	2-0	0-0
Penalties: No.-Yards	10-94	9-65
Punts-Yards	8-313	5-213
Avg. Yards Per Punt	39.1	42.6
Punt Returns: No.-Yards	4-31	1-6
Kickoff Returns: No.-Yards	6-175	2-24
Interceptions: No.-Yards	1-0	1-0
Possession Time	31:47	28:13
Third Down Conversions	7-16	7-17
Fourth Down Conversions	0-0	2-4
Red Zone Scores-Chances	4-5	2-2
Sacks By: No.-Yards	2-18	4-26
PAT Kicks	5-5	5-5
Field Goals	0-2	1-2

#### Individual Statistics

**RUSHING: MSU:** Stephen Johnston 22-112, 1 TD; Chris Douglas 18-51, 1 TD; Cody Kirby 19-39, 2 TD; Cadarius Dotson 1-5. **ISU:** Darrius Gates 23-119, 2 TD; Alex Jones 1-59; Shakir Bell 7-18; Ronnie Fouch 7-1.

**PASSING: MSU:** Cody Kirby 8-20-1, 193, 1 TD. **ISU:** Ronnie Fouch 23-43-1, 311, 3 TD; Team 0-1-0.

**RECEIVING: MSU:** Jermaine Saffold 4-141, 1 TD; Stephen Johnston 1-25; Trevor Wooden 1-22; Cadarius Dotson 1-4; Chris Douglas 1-1. **ISU:** Justin Hilton 8-146, 2 TD; Bryant Kent 4-55; Darrius Gates 4-4; Ednut Egberongbe 2-43, 1 TD; John Goodlett 2-22; Leonard Riston 2-10; Alex Jones 1-31.

# ALWAYS GLORIOUS ON GAMEDAY



## Game 7

### North Dakota State 27, Indiana State 15

October 23, 2010

Fargodome

Fargo, N.D.

15,245



**FARGO, N.D.** - Indiana State scored the game's first 12 points, but were overcome by 21 third quarter points by North Dakota State in falling to the Bison 27-15 at the Fargodome.

Indiana State drew first blood in the annual "Harvest Bowl" as the Sycamores netted a 23-yard field goal by Cory Little with 5:19 left in the first quarter to take a 3-0 lead. ISU enters the game a perfect 4-0 on the season when they score the first points of the contest.

Little's field goal capped an 11-play, 62-yard drive that ate up 4:16 off the clock. The drive appeared to stall near midfield, but the Bison jumped the snap on a punt attempt and were called for offsides, which gave ISU a first down.

The Bison mounted a nine play drive in an attempt to knot the score at three each, but NDSU's Ryan Jastram missed a 33-yard field goal wide right with 10:23 on the clock to keep ISU ahead 3-0.

The Sycamores jumped ahead 5-0 on the Bison with 6:25 left in the second quarter when Ben Obaseki forced a fumble by NDSU quarterback Jose Mohler and the ball was recovered by the offense in the end zone to give the Sycamores their second safety in three weeks.

ISU turned the safety into a nine-point play when they started the drive at the 50-yard line following a 19-yard return by Alex Sewall off the free kick. The drive was bolstered by a pass interference penalty on the second play after the free kick and ended with a 13-yard TD pass from Ronnie Fouch to Justin Hilton with 3:02 remaining in the half to give ISU a 12-0 advantage. The drive covered six plays and 50-yards and took 3:16 off the clock.

NDSU came right back down the field to score their first points of the contest on a three-yard scoring rush by DJ McNorton with 35 seconds remaining on the clock to inch closer at 12-7. The McNorton rush capped an eight-play, 56-yard drive that took up 2:21.

The Sycamore defense held strong to start the third quarter to hold onto its 12-7 halftime lead, but the Bison notched a defensive touchdown to take a 14-12 advantage with 9:18 left in the third quarter on a 53-yard interception return by Daniel Eaves that ended in the end zone. The Bison tacked on another TD with 4:22 left on the clock in the third quarter on a one-yard scoring rush by Derrick Lang for the 21-12 lead.


North Dakota State had a 44-yard field goal wiped off the scoreboard because of a holding penalty just moments into the fourth quarter to keep the score at 21-12.

ISU turned the good fortune of the cancelled field goal into a 13-play, 75-yard scoring drive of their own which was capped by a 22-yard field goal from Cory Little to make it 21-15 with 8:45 remaining in the contest.

Field goal problems continued to plague the Bison as a 47-yard attempt by Jastram sailed wide right to keep the score at 21-15 with 5:44 left in the contest.

The ensuing drive was stopped with a fumble by Fouch which gave the Bison the football at the ISU 23-yard line with just under five minutes remaining. It took just two plays for the Bison to stretch their lead up to 27-15 on a three-yard TD run by McNorton with 4:29 left in the contest. The two-point conversion attempt failed.

Fouch set a new school record in the contest with a 20-for-39 passing performance for 266 yards, becoming the first Sycamore quarterback to top the 200-yard passing mark in four consecutive games. Brock Lough led the Sycamore ground attack with four rushes for 25 yards. ISU was paced in the air by Justin Hilton with nine catches for 96 yards and a touchdown. CJ Cook paced the Sycamores with 10 tackles in the contest.



<b>Indiana State</b>	<b>3</b>	<b>9</b>	<b>0</b>	<b>3</b>	<b>15</b>
<b>North Dakota St.</b>	<b>0</b>	<b>7</b>	<b>14</b>	<b>6</b>	<b>27</b>

#### Scoring Summary

<b>1st</b>	<b>5:19</b>	<b>Little 24-yd field goal (11-62-4:16)</b>	<b>3-0</b>
<b>2nd</b>	<b>6:25</b>	<b>Team Safety</b>	<b>5-0</b>
<b>2nd</b>	<b>3:02</b>	<b>Hilton 13-yd pass from Fouch (Little kick) (6-50-3:16)</b>	<b>12-0</b>
<b>2nd</b>	<b>0:35</b>	<b>McNorton 3-yd run (Jastram kick) (8-56-2:21)</b>	<b>12-7</b>
<b>3rd</b>	<b>9:18</b>	<b>Eaves 53-yard interception return (Jastram kick)</b>	<b>12-14</b>
<b>3rd</b>	<b>4:22</b>	<b>Lang 1-yd run (Jastram kick) (7-86-3:05)</b>	<b>12-21</b>
<b>4th</b>	<b>8:45</b>	<b>Little 22-yd field goal (13-75-3:48)</b>	<b>15-21</b>
<b>4th</b>	<b>4:29</b>	<b>McNorton 3-yd run (Mohler run failed) (2-23-0:29)</b>	<b>15-27</b>

#### Team Statistics

	<b>ISU</b>	<b>NDSU</b>
First Downs	21	17
Rushing	4	9
Passing	13	7
Penalty	4	1
Net Yards Rushing	27	196
Rushing Attempts	26	45
Net Yards Passing	330	185
Cmp.-Att.-Int.	25-47-1	12-20-0
Total Offense Yards	357	381
Total Offense Plays	73	65
Fumbles: No.-Lost	1-1	4-1
Penalties: No.-Yards	6-55	14-128
Punts-Yards	5-210	5-207
Avg.. Yards Per Punt	42.0	41.4
Punt Returns: No.-Yards	2-36	4-19
Kickoff Returns: No.-Yards	5-63	4-97
Interceptions: No.-Yards	0-0	1-53
Possession Time	27:56	32:04
Third Down Conversions	3-15	4-12
Fourth Down Conversions	0-2	0-0
Red Zone Scores-Chances	3-3	3-5
Sacks By: No.-Yards	1-19	3-20
PAT Kicks	1-1	3-3
Field Goals	2-2	0-2

#### Individual Statistics

**RUSHING: ISU:** Brock Lough 4-25; Darrius Gates 9-14; Shakir Bell 4-8; George Cheeseborough 1-4; Bryant Kent 1 (-1); Team 3(-4); Ronnie Fouch 4(-19). **NDSU:** D.J. McNorton 24-146, 2 TD; Mike Sigers 5-20; Matt Voigtlander 4-20; Jose Mohler 7-10; Derrick Lang 3-8, 1 TD; Justin Howard 1(-4); Justin Howard 1(-4); Team 1(-4).

**PASSING: ISU:** Ronnie Fouch 25-47-1, 330, 1 TD. **NDSU:** Jose Mohler 12-20-0, 185.

**RECEIVING: ISU:** Justin Hilton 9-96, 1 TD; Bryant Kent 5-67; Alex Jones 3-66; Leonard Riston 2-54; John Goodlett 2-43; Ednut Egberongbe 2-0; Brock Lough 1-6; Darrius Gates 1(-2). **NDSU:** Warren Holloway 4-45; D.J. McNorton 3-86; Andrew Grothmann 2-16; Justin Howard 1-22; Garrett Bruhm 1-10; Titus Mack 1-6.

## Game 8

### Indiana State 41, South Dakota State 30



October 30, 2010  
 Memorial Stadium  
 Terre Haute, Ind.  
 5,347



**TERRE HAUTE, Ind.** - Senior Darrius Gates ran for 143 yards and scored a school record five touchdowns as the Indiana State Sycamores defeated the South Dakota State Jackrabbits 41-30 Saturday afternoon in Memorial Stadium.

Gates not only set the single game touchdown mark but also set the single season mark as he now has 15 touchdowns this season. His five touchdowns broke Steve Brandenburg's standard of four, set in 1961 against Ball State and his 15 scores tops the old record of Willie Lee's from the 1972 campaign. Gates now has 90 points for the season which is also a new school record breaking Scott Bridges' mark from 1984.

The win was ISU's fifth straight at home this season and improves them to 5-3 overall and 3-2 in the Missouri Valley Football Conference. Indiana State has now won five consecutive games for the first time since 1995 and earned its first victory over South Dakota State in three tries. ISU's five victories are its most since 2002 and the Trees 3-2 start to league play is the best since the 1995 & 1996 teams started with that record.

South Dakota State fell to 3-5, 3-3 MVFC.

The Sycamores took a 13-0 lead in the opening period on two Gates touchdowns. The first came with 10:26 remaining in the opening quarter as Gates ran in from four yards out to complete a 12 play-89 yard drive. His second touchdown came four minutes later on another four yard run to complete a seven play-86 yard play with 6:10 left in the opening quarter.

After South Dakota State scored on a 30 yard Peter Reifenrath field goal just four seconds into the second quarter, Gates tacked on his third touchdown of the game, this time on the receiving end of a 16-yard scoring strike from Fouch with 13:24 left in the half. The Jackrabbits fought back after that, scoring on a seven yard run by Kyle Minnett and an 11 yard pass from Thomas O'Brien to Colin Cochart to cut the ISU lead to 20-17 at the intermission.


Indiana State pushed their lead to 17 points midway through the third quarter as Gates set a school record with his 14th touchdown this season and the fourth of the day on the receiving end of a 14-yard scoring strike from Fouch with 10:37 left in the third quarter. Ben Obaseki scored on a one-yard run with 8:44 left that put ISU on top 34-17. The Jackrabbits got the lead back down to 10 four minutes later on a two yard run by Kyle Minnett.

Gates set his second record of the game three minutes into the fourth quarter as he scored on a 11 yard run for his fifth touchdown of the game, a single game record at Indiana State. The Jackrabbits answered with 10:43 left on a one yard run by Minnett but the Sycamores shut out the Jackrabbits the rest of the way.

Ronnie Fouch finished the contest with a 17-of-24 passing effort for 284 yards, extending his school record to five consecutive games with at least 200 yards passing. His favorite target on the day was senior Bryant Kent who caught six passes for 103 yards.

Defensively, Larry Carter paced the Sycamores with 12 tackles while Calvin Burnett added 10 to go with a team-high five pass breakups. Ryan Roberts had three tackles, including the only quarterback sack of the day for the Trees. Ben Obaseki recovered a fumble which Roberts forced.

Burnett posted an interception in the contest while Larry King had the other. King was credited with a 20-yard return of his interception.



South Dakota St.	0	17	7	6	30
Indiana State	13	7	14	7	41

#### Scoring Summary

1st	10:26	Gates 4-yd run (Little kick) (12-89-4:34)	7-0
1st	6:10	Gates 4-yd run (kick failed) (7-86-2:40)	13-0
2nd	14:56	Reifenrath 30-yd field goal (13-53-6:08)	13-3
2nd	13:24	Gates 16-yd pass from Fouch (Sheldon kick) (4-71-1:11)	20-3
2nd	8:24	Minnett 7-yd run (Reifenrath kick) (5-54-1:44)	20-10
2nd	1:05	Cochart 11-yd pass from O'Brien (12-54-5:11)	20-17
3rd	10:37	Gates 14-yd pass from Fouch (Little kick) (5-86-2:41)	27-17
3rd	8:44	Obaseki 1-yd run (Little kick) (5-34-1:41)	34-17
3rd	4:45	Minnett 2-yd run (Reifenrath kick) (10-60-3:55)	34-24
4th	11:50	Gates 11-yd run (Little kick) (10-73-4:55)	41-24
4th	10:43	Minnett 1-yd run (kick blocked) (4-55-1:00)	41-30

#### Team Statistics

	SDSU	ISU
First Downs	22	26
Rushing	11	13
Passing	9	9
Penalty	2	4
Net Yards Rushing	170	216
Rushing Attempts	36	50
Net Yards Passing	169	284
Cmp.-Att.-Int.	20-41-2	17-24-0
Total Offense Yards	339	500
Total Offense Plays	77	74
Fumbles: No.-Lost	1-1	4-2
Penalties: No.-Yards	6-57	9-95
Punts-Yards	4-172	3-108
Avg.. Yards Per Punt	43.0	36.0
Punt Returns: No.-Yards	1-0	1-2
Kickoff Returns: No.-Yards	7-188	5-39
Interceptions: No.-Yards	0-0	2-20
Possession Time	28:11	31:49
Third Down Conversions	9-16	3-9
Fourth Down Conversions	0-1	1-2
Red Zone Scores-Chances	5-7	6-6
Sacks By: No.-Yards	2-13	1-10
PAT Kicks	3-4	5-6
Field Goals	1-1	0-0

#### Individual Statistics

**RUSHING: SDSU:** Kyle Minnett 29-149, 3 TD; Tyler Duffy 5-48; Team 1-(-13); Thomas O'Brien 1-(-14). **ISU:** Darrius Gates 23-143, 3 TD; Shakir Bell 11-50; Brock Lough 7-29; George Cheeseborough 1-9; Ben Obaseki 1-1, 1 TD; Team 2-(-3); Ronnie Fouch 5-(-13).

**PASSING: SDSU:** Thomas O'Brien 20-41-2, 169, 1 TD. **ISU:** Ronnie Fouch 17-24-0, 284, 2 TD.

**RECEIVING: SDSU:** Tyrel Kool 7-54; Brandon Hubert 4-58; Aaron Rollin 4-26; Colin Cochart 3-22, 1 TD; Kyle Minnett 1-7; Kyle Sheehan 1-2. **ISU:** Bryant Kent 6-103; Justin Hilton 3-77; Alex Jones 3-44; Darrius Gates 3-39, 2 TD; Leonard Riston 2-21.

# ALWAYS GLORIOUS ON GAMEDAY



## Game 9

### Northern Iowa 30, Indiana State 20

November 6, 2010  
 Memorial Stadium  
 Terre Haute, Ind.  
 6,038



**TERRE HAUTE, Ind.** -- The Sycamore football team fell just short of going undefeated during the 2010 home season as they fell 30-20 to No. 17 Northern Iowa Saturday at Memorial Stadium.

The Sycamore offense took little time before putting points on the board as it took just 3:39 before senior Darrius Gates ran in a two yard touchdown run to put the Sycamores up 7-0.

The Panthers answered the Sycamores call with a touchdown of their own just over three minutes later to knot the score at seven a piece.

Following a Sycamore punt the Panthers moved the ball down the field to the ISU 2 yard line before stalling and settling for a 19-yard field goal to take a 10-7 lead.

Quarterback Ronnie Fouch then got picked off on the ensuing Sycamore drive setting up another Panther field goal, extending their lead to 13-7.

The Sycamores got back into the game when UNI quarterback Tirrell Rennie was picked off by junior defensive back Alex Sewall.

The Sycamores marched down the field and capped off the drive with a Gates's second rushing touchdown of the game. Freshman place kicker Cory Little's PAT was blocked, however, tying the score at 13 with just 49 seconds left in the first half.

The Panthers then moved into field goal position and kicked a 40-yard field goal through the uprights as time expired to give the Panthers a 16-13 halftime lead.

The Panthers picked up in the second half right where they left off in the first half and moved the ball down the field before punching in a 3-yard rushing touchdown.

The Sycamores did not give up though, as they were stopped on 3rd and long so the lined up to punt. The punt was blocked but for the second time this season, the Sycamores recovered the punt and rushed for a first down.

Fouch threw used the momentum to his advantage with his first touchdown pass of the game on a 25-yard strike to junior wide receiver Justin Hilton to bring the Sycamores to within 3 at 23-20.

The Sycamores moved the ball down to the UNI 23 yard line late in the fourth quarter but were stopped and turned the ball over on downs, leading to a UNI touchdown.

The Sycamores could not overcome the deficit and fell at home for the first time all season 30-20.

Fouch led the team going 17-36 for 200 yards with a touchdown and interception. This marks the sixth consecutive game Fouch has thrown for 200 yards. The school record for consecutive 200 yard games is seven.

Sophomore linebacker Jacoby Washington had 17 tackles and 13 of them were solo.

For the Panthers Rennie went 9-14 for 163 yards with an interception and also had 192 yards on the ground.

As a team the Sycamores earned 321 total yards and gave up 503 yards of total offense with 340 on the ground.



Northern Iowa	10	6	7	7	30
Indiana State	7	6	7	0	20

#### Scoring Summary

<b>1st</b>	<b>11:21</b>	<b>Gates 2-yd run (Little kick) (9-55, 3:39)</b>	<b>7-0</b>
1st	8:05	Rennie 2-yd run (Hallgren kick) (8-85-3:16)	7-7
1st	1:06	Hallgren 20-yd field goal (8-73-3:48)	7-10
2nd	9:28	Hallgren 33-yd field goal (9-32-4:37)	7-13
<b>2nd</b>	<b>0:49</b>	<b>Gates 6-yd run (kick blocked) (7-80-1:36)</b>	<b>13-13</b>
2nd	0:00	Hallgren 40-yd field goal (7-47-0:42)	13-16
3rd	9:32	Strathman 3-yd run (Hallgren kick) (11-80-5:28)	13-23
<b>3rd</b>	<b>5:02</b>	<b>Hilton 25-yd pass from Fouch (Little kick) (12-71-4:25)</b>	<b>20-23</b>
4th	1:39	Rennie 5-yd run (Hallgren kick) (12-77-5:45)	20-30

#### Team Statistics

	UNI	ISU
First Downs	25	19
Rushing	18	7
Passing	7	9
Penalty	0	3
Net Yards Rushing	340	121
Rushing Attempts	57	29
Net Yards Passing	163	200
Cmp.-Att.-Int.	9-15-1	17-36-1
Total Offense Yards	503	321
Total Offense Plays	72	65
Fumbles: No.-Lost	0-0	1-0
Penalties: No.-Yards	7-78	2-20
Punts-Yards	2-89	4-89
Avg.. Yards Per Punt	44.5	22.2
Punt Returns: No.-Yards	1-0	1-22
Kickoff Returns: No.-Yards	3-40	6-75
Interceptions: No.-Yards	1-17	1-0
Possession Time	35:00	25:00
Third Down Conversions	7-12	5-14
Fourth Down Conversions	0-0	3-5
Red Zone Scores-Chances	5-6	2-2
Sacks By: No.-Yards	3-17	2-5
PAT Kicks	3-3	2-3
Field Goals	3-3	0-0

#### Individual Statistics

**RUSHING: UNI:** Tirrell Rennie 27-187, 2 TD; Carlos Anderson 23-139; Matt Strathman 4-7, 1 TD; Terrell Sinkfield 1-7; Jarred Herring 1-1; Team 1-(-1). **ISU:** Darrius Gates 15-61, 2 TD; Alex Bettag 1-35; Shakir Bell 5-26; Brock Lough 2-4; George Cheeseborough 1-(-2); Ronnie Fouch 5-(-3).

**PASSING: UNI:** Tirrell Rennis 9-14-1, 163. **ISU:** Ronnie Fouch 17-36-1, 200, 1 TD.

**RECEIVING: UNI:** Maurice Turner 2-26; Carlos Anderson 2-21; Jarred Herring 2-15; Josh Collins 1-45; Schuylar oordt 1-44; Montari Leonard 1-12. **ISU:** Alex Jones 5-39; Justin Hilton 4-86, 1 TD; Bryant Kent 4-40; Darrius Gates 2-15; Leonard Riston 1-17; Brock Lough 1-3.

## Game 10

### Indiana State 30, Youngstown State 24



November 13, 2010  
 Memorial Stadium  
 Terre Haute, Ind.  
 10.483



**YOUNGSTOWN, Ohio** - The Indiana State football program secured its first winning season since 1996 - a span of 13 seasons with a record under .500 - with a thrilling 30-24 road victory over Youngstown State in front of 10,483 at Stambaugh Stadium.

ISU improves to 6-4, 4-3 MVFC while YSU finishes its season with a record of 3-8, 1-7 MVFC.

The Sycamores posted back-to-back winning seasons in 1995 (7-4) and 1996 (6-5) and have failed to finish over .500 since those two campaigns. Those memories were erased with today's victory over the Penguins which assures that ISU can finish no worse than .500 this season. The win was only the second for the Sycamores in 20 tries against Youngstown State, both of which have come on the road (the other was in 1995).

ISU also snapped a 36-game road losing streak with the victory over the Penguins, earning its first victory away from Memorial Stadium since a 2004 overtime victory over Eastern Illinois and posted the program's first road conference victory since a 2002 win at Southern Illinois.

The Sycamore efforts was led by junior quarterback Ronnie Fouch who completed 16-of-23 passes for 290 yards and four touchdowns. Fouch tied the school record with seven games this season of over 200 yards passing (all have come in succession) and his four touchdowns passes against Youngstown State marks the third time he has accomplished the feat this season (also against Quincy and Illinois State). His 20 touchdown passes this season is a new single-season ISU school record breaking the old standard of 17 set by Jeff Miller in 1985.

Fouch's 20 touchdown passes are also a big reason why ISU has now scored 330 points this season which is the most ever scored by a Sycamore team in one year breaking the old record of 319 set by the 1992 squad. ISU also has posted 45 total touchdowns this year which is two more than the 43 scored by the Sycamores of that same 1992 campaign.

Fouch's top target on the day was tight end Alex Jones who caught five passes for 147 yards and a pair of touchdown catches while Bryant Kent finished with four receptions for 79 yards and a pair of scores.

Indiana State converted a pair of two-point conversions in the game, the first after their first score in which the Penguins were flagged for offsides on the Sycamores' first two attempts, giving the Trees the football inside the one-yard line. ISU then converted a second two-point conversion in the game's second quarter to move ahead 23-17.

Defensively, the Sycamores were led in tackles by sophomore Jacolby Washington with 14 total tackles, including 1.5 sacks and 2.5 tackles for loss. The Sycamores recorded four interceptions in the contest the most since the 1980 campaign when ISU picked Eastern Illinois off five times. Leading the way in the secondary was Calvin Burnett who posted a pair of interceptions for 39 yards while CJ Cook ended a second quarter Penguin drive with a pick and nine-yard return and Larry King ended a fourth quarter YSU march with an interception in the end zone.

ISU's leading rusher was Darrius Gates who finished with 73 yards for 16 yards while Brock Lough added 49 yards on eight carries.

YSU jumped on top of the Sycamores 7-0 with 12:36 left in the first quarter by going 23 yards on six plays as Adaris Bellamy plowed into the end zone from one-yard out. The Penguin score was set up by a Gates fumble on the Sycamores' second play from scrimmage.

ISU answered with 11:56 left in the opening stanza on a 68-yard touchdown pass from Ronnie Fouch to Alex Jones which was the longest scoring catch of Jones' career and the second longest scoring strike of the season. With YSU holding a 7-6 lead, the Penguins jumped offsides on successive PAT attempts, which allowed the Trees to hand the ball off the Gates from one-yard out for the two-point conversion and an 8-7 lead.


After a defensive stop, the Fouch struck again, this time a 50-yard TD to Kent with 6:45 left in the first quarter to give the Sycamores a 15-7 lead. YSU came right back with a five-yard run by Jeamaine Cook to make it 15-14.

After a 19-yard field goal by YSU's Stephen Blose with 7:27 left in the second quarter, YSU took a 17-15 lead. ISU would be the last team to score before the break as Fouch found Kent across the middle from 11 yards out with 1:45 left before intermission and a two-point conversion pass from Fouch to Riston gave ISU the 23-17 advantage.

Cook intercepted Kurt Hess on the next drive and gave the Sycamores the chance to extend their lead and appeared to do just that as Fouch got to the one-yard line after scrambling out of the pocked. Fouch went airborne at the one in an attempt to score by fumbled the ball out of the back of the end zone to keep the score at 23-17 at the half.

ISU got a defensive stop to open the third quarter and padded their lead with an eight-yard scoring pass from Fouch to Jones with 12:14 on the clock to make it 30-17. YSU got another one-yard TD rush from Bellamy with 1:46 left in the third quarter to make it 30-24.

The Sycamore defense took over from there as the YSU offense entered the red zone twice in the game's final quarter. The first drive ended with King's interception mid-way through the fourth quarter and the final drive ended at the 11-yard line as time expired with Hess' pass went through the back of the end zone to secure ISU's historic road victory over Youngstown State.



<b>Indiana State</b>	<b>15</b>	<b>8</b>	<b>7</b>	<b>0</b>	<b>30</b>
<b>Youngstown St.</b>	<b>14</b>	<b>3</b>	<b>7</b>	<b>0</b>	<b>24</b>

#### Scoring Summary

1st	12:36	Bellamy 1-yd run (Blose kick) (6-23-1:52)	0-7
1st	11:56	Jones 68-yd pass from Fouch (Gates rush) (2-79-0:33)	8-7
1st	6:45	Kent 50-yd pass from Fouch (Little kick) (6-66-3:25)	15-7
1st	4:00	Cook 5-yd run (Blose kick) (8-72-2:39)	15-14
2nd	7:27	Blose 19-yd field goal (10-46-4:09)	15-17
2nd	1:45	Kent 11-yd pass from Fouch (Riston pass) (11-69-5:34)	23-17
3rd	12:14	Jones 8-yd pass from Fouch (Little kick) (4-52-1:34)	30-17
3rd	1:46	Bellamy 1-yd run (Blose kick) (13-81-6:25)	30-24

#### Team Statistics

	INS	YSU
First Downs	17	21
Rushing	6	11
Passing	11	9
Penalty	0	1
Net Yards Rushing	171	209
Rushing Attempts	33	49
Net Yards Passing	290	241
Cmp.-Att.-Int.	16-24-1	13-29-4
Total Offense Yards	461	450
Total Offense Plays	57	78
Fumbles: No.-Lost	3-2	0-0
Penalties: No.-Yards	4-41	5-18
Punts-Yards	5-177	3-128
Avg.. Yards Per Punt	35.4	42.7
Punt Returns: No.-Yards	1-6	2-16
Kickoff Returns: No.-Yards	5-92	5-76
Interceptions: No.-Yards	4-48	1-0
Possession Time	28:57	31:03
Third Down Conversions	8-13	8-17
Fourth Down Conversions	0-0	2-4
Red Zone Scores-Chances	2-2	4-6
Sacks By: No.-Yards	2-7	0-0
PAT Kicks	2-2	3-3
Field Goals	0-0	1-1

#### Individual Statistics

**RUSHING: ISU:** Darrius Gates 16-73; Brock Lough 8-49; Ronnie Fouch 2-31; Shakir Bell 5-16; Demory Lawshe 2-2. **YSU:** Adaris Bellamy 18-78, 2 TD; Jamaine Cook 2-77, 1 TD; Kurt Hess 6-28; Kevin Watts 1-15; Dominique Barnes 3-11.

**PASSING: ISU:** Ronnie Fouch 16-23-1, 290, 4 TD; Darrius Gates 0-1-0, 0. **YSU:** Kurt Hess 12-27-4, 191; Dominique Barnes 1-1-0, 50; Team 0-1-0, 0.

**RECEIVING: ISU:** Alex Jones 5-147, 2 TD; Bryant Kent 4-79, 2 TD; Ednut Egberongbe 3-25; Brock Lough 2-23; Justin Hilton 1-11; Darrius Gates 1-5. **YSU:** Dominique Barnes 10-132; Ely Ducatel 2-61; Andre Barboza 1-48.

# ALWAYS GLORIOUS ON GAMEDAY



## Game 11

### Southern Illinois 49, Indiana State 21

November 20, 2010

Saluki Stadium

Carbondale, Ill.

6,247



**YOUNGSTOWN, Ohio** - The Indiana State football program secured its first winning season since 1996 - a span of 13 seasons with a record under .500 - with a thrilling 30-24 road victory over Youngstown State in front of 10,483 at Stambaugh Stadium.

ISU improves to 6-4, 4-3 MVFC while YSU finishes its season with a record of 3-8, 1-7 MVFC.

The Sycamores posted back-to-back winning seasons in 1995 (7-4) and 1996 (6-5) and have failed to finish over .500 since those two campaigns. Those memories were erased with today's victory over the Penguins which assures that ISU can finish no worse than .500 this season. The win was only the second for the Sycamores in 20 tries against Youngstown State, both of which have come on the road (the other was in 1995).

ISU also snapped a 36-game road losing streak with the victory over the Penguins, earning its first victory away from Memorial Stadium since a 2004 overtime victory over Eastern Illinois and posted the program's first road conference victory since a 2002 win at Southern Illinois.

The Sycamore efforts was led by junior quarterback Ronnie Fouch who completed 16-of-23 passes for 290 yards and four touchdowns. Fouch tied the school record with seven games this season of over 200 yards passing (all have come in succession) and his four touchdowns passes against Youngstown State marks the third time he has accomplished the feat this season (also against Quincy and Illinois State). His 20 touchdown passes this season is a new single-season ISU school record breaking the old standard of 17 set by Jeff Miller in 1985.

Fouch's 20 touchdown passes are also a big reason why ISU has now scored 330 points this season which is the most ever scored by a Sycamore team in one year breaking the old record of 319 set by the 1992 squad. ISU also has posted 45 total touchdowns this year which is two more than the 43 scored by the Sycamores of that same 1992 campaign.

Fouch's top target on the day was tight end Alex Jones who caught five passes for 147 yards and a pair of touchdown catches while Bryant Kent finished with four receptions for 79 yards and a pair of scores.

Indiana State converted a pair of two-point conversions in the game, the first after their first score in which the Penguins were flagged for offsidelines on the Sycamores' first two attempts, giving the Trees the football inside the one-yard line. ISU then converted a second two-point conversion in the game's second quarter to move ahead 23-17.

Defensively, the Sycamores were led in tackles by sophomore Jacoby Washington with 14 total tackles, including 1.5 sacks and 2.5 tackles for loss. The Sycamores recorded four interceptions in the contest the most since the 1980 campaign when ISU picked Eastern Illinois off five times. Leading the way in the secondary was Calvin Burnett who posted a pair of interceptions for 39 yards while CJ Cook ended a second quarter Penguin drive with a pick and nine-yard return and Larry King ended a fourth quarter YSU march with an interception in the end zone.

ISU's leading rusher was Darrius Gates who finished with 73 yards for 16 yards while Brock Lough added 49 yards on eight carries.

YSU jumped on top of the Sycamores 7-0 with 12:36 left in the first quarter by going 23 yards on six plays as Adaris Bellamy plowed into the end zone from one-yard out. The Penguin score was set up by a Gates fumble on the Sycamores' second play from scrimmage.

ISU answered with 11:56 left in the opening stanza on a 68-yard touchdown pass from Ronnie Fouch to Alex Jones which was the longest scoring catch of Jones' career and the second longest scoring strike of the season. With YSU holding a 7-6 lead, the Penguins jumped offsidelines on successive PAT attempts, which allowed the Trees to hand the ball off the Gates from one-yard out for the two-point conversion and an 8-7 lead.


After a defensive stop, the Fouch struck again, this time a 50-yard TD to Kent with 6:45 left in the first quarter to give the Sycamores a 15-7 lead. YSU came right back with a five-yard run by Jeamine Cook to make it 15-14.

After a 19-yard field goal by YSU's Stephen Blose with 7:27 left in the second quarter, YSU took a 17-15 lead. ISU would be the last team to score before the break as Fouch found Kent across the middle from 11 yards out with 1:45 left before intermission and a two-point conversion pass from Fouch to Riston gave ISU the 23-17 advantage.

Cook intercepted Kurt Hess on the next drive and gave the Sycamores the chance to extend their lead and appeared to do just that as Fouch got to the one-yard line after scrambling out of the pocked. Fouch went airborne at the one in an attempt to score by fumbled the ball out of the back of the end zone to keep the score at 23-17 at the half.

ISU got a defensive stop to open the third quarter and padded their lead with an eight-yard scoring pass from Fouch to Jones with 12:14 on the clock to make it 30-17. YSU got another one-yard TD rush from Bellamy with 1:46 left in the third quarter to make it 30-24.

The Sycamore defense took over from there as the YSU offense entered the red zone twice in the game's final quarter. The first drive ended with King's interception mid-way through the fourth quarter and the final drive ended at the 11-yard line as time expired with Hess' pass went through the back of the end zone to secure ISU's historic road victory over Youngstown State.



<b>Indiana State</b>	<b>0</b>	<b>14</b>	<b>7</b>	<b>0</b>	<b>21</b>
<b>Southern Illinois</b>	<b>21</b>	<b>0</b>	<b>21</b>	<b>7</b>	<b>49</b>

#### Scoring Summary

1st	12:13	Allaria 7-yd pass from Dieker (Dougherty kick) (6-57-2:47)	0-7
1st	7:07	Harris 1-yd run (Dougherty kick) (8-83-3:32)	0-14
1st	5:03	Harruff 31-yd pass from Dieker (Dougherty kick) (2-28-0:53)	0-21
<b>2nd</b>	<b>14:35</b>	<b>Gates 10-yd run (Little kick) (4-86-1:04)</b>	<b>7-21</b>
<b>2nd</b>	<b>1:06</b>	<b>Lough 12-yd pass from Glass (Little kick) (10-71-5:52)</b>	<b>14-21</b>
<b>3rd</b>	<b>10:52</b>	<b>Gates 20-yd run (Little kick) (7-71-4:00)</b>	<b>21-21</b>
3rd	9:33	Dieker 1-yd run (Dougherty kick) (4-66-1:13)	21-28
3rd	7:37	Schumacker 2-yd pass from Dieker (Dougherty kick) (2-5-0:23)	21-35
3rd	3:25	Fuller 29-yd pass from Dieker (Dougherty kick) (6-82-2:20)	21-42
4th	13:16	Dieker 1-yd run (Dougherty kick) (8-51-3:36)	21-49

#### Team Statistics

	<b>INS</b>	<b>SIU</b>
First Downs	16	24
Rushing	8	12
Passing	5	11
Penalty	3	1
Net Yards Rushing	185	229
Rushing Attempts	37	49
Net Yards Passing	116	279
Cmp.-Att.-Int.	11-24-3	15-20-1
Total Offense Yards	301	508
Total Offense Plays	61	69
Fumbles: No.-Lost	0-0	2-1
Penalties: No.-Yards	5-39	6-80
Punts-Yards	7-266	3-109
Avg.. Yards Per Punt	38.0	36.3
Punt Returns: No.-Yards	0-0	0-0
Kickoff Returns: No.-Yards	4-57	4-104
Interceptions: No.-Yards	1-0	3-59
Possession Time	29:23	30:37
Third Down Conversions	2-11	7-10
Fourth Down Conversions	0-1	0-0
Red Zone Scores-Chances	3-3	5-6
Sacks By: No.-Yards	0-0	3-24
PAT Kicks	3-3	7-7
Field Goals	0-0	0-0

#### Individual Statistics

**RUSHING: ISU:** Darrius Gates 26-189, 2 TD; George Cheeseborough 5-18; Shakir Bell 2-6; Ronnie Fouch 1-(-9); Coy Class 3-(-9). **SIU:** Steve Strother 16-73; Lucien Walker 9-72; Chris Dieker 11-41, 2 TD; Shariff Harris 4-19, 1 TD; Anton Wilkins 2-13; Paul McIntosh 2-9; Anthony Seay 3-5; Team 2-(-3).

**PASSING: ISU:** Coy Glass 11-22-2, 116, 1 TD; Ronnie Fouch 0-1-0, 0; Matt Seliger 0-1-1, 0. **SIU:** Chris Dieker 15-19-1, 279, 4 TD; Team 0-1-0, 0.

**RECEIVING: ISU:** Justin Hilton 3-30; Bryant Kent 3-17; Alex Jones 2-44, Brock Lough 2-26, 1 TD; Darrius Gates 1-(-1). **SIU:** Kyle Harruff 3-81, 1 TD; Matt Guinn 3-23; Joe Allaria 3-20, 1 TD; Steve Strother 2-33; Jeff Evans 1-48; Luke Standiford 1-43; Cam Fuller 1-29, 1 TD; Phil Schumacker 1-2, 1 TD.



**The Automated ScoreBook**  
**Indiana State Overall Individual Statistics (as of Jul 27, 2011)**  
**All games**

Rushing	gp	att	gain	loss	net	avg	td	lg	avg/g
Gates, Darrius	11	188	1090	33	1057	5.6	17	65	96.1
Bell, Shakir	11	95	669	20	649	6.8	2	62	59.0
Lough, Brock	11	50	255	12	243	4.9	1	15	22.1
Cheeseborough,	9	23	141	15	126	5.5	2	28	14.0
Jones, Alex	11	1	59	0	59	59.0	0	59	5.4
Bettag, Alex	10	1	35	0	35	35.0	0	35	3.5
Kent, Bryant	11	3	31	1	30	10.0	1	22	2.7
Hardy, Rod	10	1	3	0	3	3.0	1	3	0.3
Lawshe, Demory	11	2	3	1	2	1.0	0	3	0.2
Obaseki, Ben	11	2	2	0	2	1.0	2	1	0.2
Glass, Coy	11	5	6	19	-13	-2.6	0	6	-1.2
Fouch, Ronnie	11	32	83	109	-26	-0.8	0	20	-2.4
TEAM	9	16	5	44	-39	-2.4	0	1	-4.3
Total	11	419	2382	254	2128	5.1	26	65	193.5
Opponents	11	506	2539	303	2236	4.4	28	35	203.3

Punt Returns	no.	yds	avg	td	lg
Kent, Bryant	7	59	8.4	0	22
Sewall, Alex	6	84	14.0	0	33
Hilton, Justin	1	21	21.0	1	0
Obaseki, Ben	1	3	3.0	0	3
Total	15	167	11.1	1	33
Opponents	18	131	7.3	0	26

Interceptions	no.	yds	avg	td	lg
Burnett, Calvin	6	39	6.5	0	39
King, Larry	3	26	8.7	0	20
Sewall, Alex	2	0	0.0	0	0
Cook, CJ	1	9	9.0	0	9
Ullysse, CJ	1	0	0.0	0	0
Total	13	74	5.7	0	39
Opponents	8	152	19.0	1	53

Passing	gp	effic	comp-att-int	pct	yds	td	lg	avg/g
Fouch, Ronnie	11	142.96	168-289-5	58.1	2252	20	72	204.7
Glass, Coy	11	80.18	11-25-2	44.0	116	1	24	10.5
Gates, Darrius	11	192.80	1-2-0	50.0	34	0	34	3.1
Seliger, Matt	3	-200.00	0-1-1	0.0	0	0	0	0.0
TEAM	9	0.00	0-1-0	0.0	0	0	0	0.0
Total	11	136.81	180-318-8	56.6	2402	21	72	218.4
Opponents	11	132.70	135-248-13	54.4	2031	15	63	184.6

Kick Returns	no.	yds	avg	td	lg
Cheeseborough,	18	250	13.9	0	25
Gates, Darrius	11	197	17.9	0	34
Burnett, Calvin	6	97	16.2	0	22
Riston, Leonard	1	25	25.0	0	25
Walker, Phil	1	9	9.0	0	9
High, Taje	1	22	22.0	0	22
Lough, Brock	1	2	2.0	0	2
Jones, Alex	1	4	4.0	0	4
Total	40	606	15.1	0	34
Opponents	58	1206	20.8	0	65

Receiving	gp	no.	yds	avg	td	lg	avg/g
Kent, Bryant	11	43	572	13.3	5	52	52.0
Hilton, Justin	11	40	684	17.1	7	72	62.2
Jones, Alex	11	30	545	18.2	4	68	49.5
Gates, Darrius	11	16	90	5.6	2	16	8.2
Riston, Leonard	10	13	136	10.5	0	32	13.6
Goodlett, John	10	11	130	11.8	0	24	13.0
Egberongbe, Edn	9	10	105	10.5	1	36	11.7
Lough, Brock	11	10	66	6.6	1	14	6.0
Lawshe, Demory	11	2	14	7.0	0	9	1.3
Fouch, Ronnie	11	1	34	34.0	0	34	3.1
Riley, Tanner	10	1	11	11.0	1	11	1.1
Mardis, Michael	10	1	10	10.0	0	10	1.0
Lacotti, Larry	10	1	4	4.0	0	4	0.4
Bell, Shakir	11	1	1	1.0	0	1	0.1
Total	11	180	2402	13.3	21	72	218.4
Opponents	11	135	2031	15.0	15	63	184.6

Fumble Returns	no.	yds	avg	td	lg
Cook, CJ	1	33	33.0	0	33
Total	1	33	33.0	0	33
Opponents	0	0	0.0	0	0



## The Automated ScoreBook

### Indiana State Overall Individual Statistics (as of Jul 27, 2011)

#### All games

Scoring	td	fg	PAT			dxp	saf	pts
			kick	rush	rcv			
Gates, Darrius	19	-	-	1-1	-	-	116	
Little, Cory	-	5-7	39-45	-	-	-	54	
Hilton, Justin	8	-	-	-	-	-	48	
Kent, Bryant	6	-	-	-	-	-	36	
Jones, Alex	4	-	-	-	-	-	24	
Obaseki, Ben	2	-	-	-	-	1	14	
Bell, Shakir	2	-	-	-	-	-	12	
Lough, Brock	2	-	-	-	-	-	12	
Cheeseborough,	2	-	-	-	-	-	12	
Egberongbe, Edn	1	-	-	-	-	-	6	
Riley, Tanner	1	-	-	-	-	-	6	
Hardy, Rod	1	-	-	-	-	-	6	
Riston, Leonard	-	-	-	-	1	-	2	
TEAM	-	-	-	-	-	1	2	
Sheldon, Brett	-	-	1-1	-	-	-	1	
Fouch, Ronnie	-	-	-	-	-	1-1	0	
Sewall, Alex	-	-	-	-	-	-	0	
<b>Total</b>	<b>48</b>	<b>5-7</b>	<b>40-46</b>	<b>1-1</b>	<b>1</b>	<b>1-1</b>	<b>- 2 351</b>	
<b>Opponents</b>	<b>44</b>	<b>7-12</b>	<b>37-41</b>	<b>0-1</b>	<b>2</b>	<b>2-2</b>	<b>- 1 328</b>	

Total Offense	g	plays	rush	pass	total	avg/g
Fouch, Ronnie	11	321	-26	2252	2226	202.4
Gates, Darrius	11	190	1057	34	1091	99.2
Bell, Shakir	11	95	649	0	649	59.0
Lough, Brock	11	50	243	0	243	22.1
Cheeseborough,	9	23	126	0	126	14.0
Glass, Coy	11	30	-13	116	103	9.4
Jones, Alex	11	1	59	0	59	5.4
Bettag, Alex	10	1	35	0	35	3.5
Kent, Bryant	11	3	30	0	30	2.7
Hardy, Rod	10	1	3	0	3	0.3
Lawshe, Demory	11	2	2	0	2	0.2
Obaseki, Ben	11	2	2	0	2	0.2
<b>TEAM</b>	<b>9</b>	<b>17</b>	<b>-39</b>	<b>0</b>	<b>-39</b>	<b>-4.3</b>
<b>Total</b>	<b>11</b>	<b>737</b>	<b>2128</b>	<b>2402</b>	<b>4530</b>	<b>411.8</b>
<b>Opponents</b>	<b>11</b>	<b>754</b>	<b>2236</b>	<b>2031</b>	<b>4267</b>	<b>387.9</b>

Field Goals	fg	pct.	01-19	20-29	30-39	40-49	50-99	lg	blk
Little, Cory	5-7	71.4	0-0	3-3	2-3	0-1	0-0	32	0

FG Sequence	Indiana State	Opponents
St. Joseph's College	(24)	-
Cincinnati	36	(48)
Western Illinois	-	-
Quincy	-	-
Illinois State	(30)	(50),36
Missouri State	49,(32)	48,27
North Dakota State	(24),(22)	33,47
South Dakota State	-	(30)
Northern Iowa	-	(20),(33),(40)
Youngstown State	-	(19)
Southern Illinois	-	-

Punting	no.	yds	avg	lg	tb	fc	i20	50+	blk
Davis, Santino	30	1153	38.4	62	1	2	6	5	0
Seliger, Matt	11	407	37.0	53	0	2	2	1	0
Fouch, Ronnie	10	345	34.5	43	0	2	9	0	0
<b>TEAM</b>	<b>2</b>	<b>0</b>	<b>0.0</b>	<b>0</b>	<b>0</b>	<b>0</b>	<b>0</b>	<b>0</b>	<b>2</b>
<b>Total</b>	<b>53</b>	<b>1905</b>	<b>35.9</b>	<b>62</b>	<b>1</b>	<b>6</b>	<b>17</b>	<b>6</b>	<b>2</b>
<b>Opponents</b>	<b>51</b>	<b>1890</b>	<b>37.1</b>	<b>58</b>	<b>4</b>	<b>14</b>	<b>15</b>	<b>4</b>	<b>1</b>

Kickoffs	no.	yds	avg	tb	ob	retn	net	ydln
Little, Cory	61	3513	57.6	2	1			
Davis, Santino	1	46	46.0	0	0			
<b>Total</b>	<b>62</b>	<b>3559</b>	<b>57.4</b>	<b>2</b>	<b>1</b>	<b>20.8</b>	<b>37.3</b>	<b>32</b>
<b>Opponents</b>	<b>60</b>	<b>3445</b>	<b>57.4</b>	<b>9</b>	<b>4</b>	<b>15.1</b>	<b>44.3</b>	<b>25</b>

Numbers in (parentheses) indicate field goal was made.



**The Automated ScoreBook  
Indiana State Game Results (as of Jul 27, 2011)  
All games**

Date	Opponent	Score	Overall	Conference	Time	Attend
09-04-10	ST. JOSEPH'S COLLEGE	W 57-7	1-0	0-0	2:45	5158
Sep 11, 2010	at Cincinnati	L 7-40	1-1	0-0	2:56	30807
* Sep 25, 2010	at Western Illinois	L 7-40	1-2	0-1	2:50	11460
10-02-10	QUINCY	W 56-22	2-2	0-1	2:40	4837
* 10/09/10	ILLINOIS STATE	W 59-24	3-2	1-1	3:15	8294
* 10-16-10	MISSOURI STATE	Wo 38-35	4-2	2-1	3:25	3194
* Oct 23, 2010	at #24 North Dakota State	L 15-27	4-3	2-2	3:06	15245
* 10/30/10	SOUTH DAKOTA STATE	W 41-30	5-3	3-2	3:00	5347
* 11/06/10	#17 NORTHERN IOWA	L 20-30	5-4	3-3	2:35	6038
* Nov 13, 2010	at Youngstown State	W 30-24	6-4	4-3	2:46	10483
* Nov 20, 2010	at Southern Illinois	L 21-49	6-5	4-4	2:41	6247

**The Automated ScoreBook  
Indiana State Overall Individual Statistics (as of Jul 27, 2011)  
All games**

All Purpose	g	rush	rcv	pr	kr	ir	total	avg/g
Gates, Darrius	11	1057	90	0	197	0	1344	122.2
Hilton, Justin	11	0	684	21	0	0	705	64.1
Kent, Bryant	11	30	572	59	0	0	661	60.1
Bell, Shakir	11	649	1	0	0	0	650	59.1
Jones, Alex	11	59	545	0	4	0	608	55.3
Cheeseborough,	9	126	0	0	250	0	376	41.8
Lough, Brock	11	243	66	0	2	0	311	28.3
Riston, Leonard	10	0	136	0	25	0	161	16.1
Burnett, Calvin	11	0	0	0	97	39	136	12.4
Goodlett, John	10	0	130	0	0	0	130	13.0
Egberongbe, Ed	9	0	105	0	0	0	105	11.7
Sewall, Alex	11	0	0	84	0	0	84	7.6
Bettag, Alex	10	35	0	0	0	0	35	3.5
King, Larry	11	0	0	0	0	26	26	2.4
High, Taje	4	0	0	0	22	0	22	5.5
Lawshe, Demory	11	2	14	0	0	0	16	1.5
Riley, Tanner	10	0	11	0	0	0	11	1.1
Mardis, Michael	10	0	10	0	0	0	10	1.0
Cook, CJ	11	0	0	0	0	9	9	0.8
Walker, Phil	6	0	0	0	9	0	9	1.5
Fouch, Ronnie	11	-26	34	0	0	0	8	0.7
Obaseki, Ben	11	2	0	3	0	0	5	0.5
Lacotti, Larry	10	0	4	0	0	0	4	0.4
Hardy, Rod	10	3	0	0	0	0	3	0.3
Glass, Coy	11	-13	0	0	0	0	-13	-1.2
TEAM	9	-39	0	0	0	0	-39	-4.3
Total	11	2128	2402	167	606	74	5377	488.8
Opponents	11	2236	2031	131	1206	152	5756	523.3



**The Automated ScoreBook**  
**Indiana State Overall Defensive Statistics (as of Jul 27, 2011)**  
**All games**

#	Defensive Leaders	gp	Tackles				Sacks	Pass defense			Fumbles		blkd	
			ua	a	tot	tfl/yds		no-yds	int-yds	brup	qbh	rcv-yds	ff	kick
34	Washington, Jac	11	59	33	92	10.0-35	5-18	.	1	4	.	.	.	.
3	Sewall, Alex	11	39	31	70	1.0-1	1-1	2-0	4	1	1-0	1	.	.
92	Obaseki, Ben	11	41	29	70	16.0-87	9-71	.	1	5	1-0	1	.	1
44	King, Larry	11	41	24	65	4.5-30	2-13	3-26	2	2	.	2	.	.
99	Archie, Aaron	8	31	29	60	2.5-8	.	.	1	2	.	.	.	.
42	Davis, Santino	8	28	25	53	3.0-18	1-13	.	1	.	1-0	2	.	.
15	Roberts, Ryan	8	25	23	48	8.5-35	2-17	.	4	3	.	2	.	.
5	Burnett, Calvin	11	29	17	46	0.5-1	.	6-39	8	.	.	.	.	.
8	Carter, Larry	10	30	16	46	.	.	.	6	.	.	.	.	.
90	Brown, Nate	11	15	24	39	3.5-10	2-7	.	1	.	1-0	1	1	.
20	Painter, Dillon	11	26	13	39	2.0-10	1-9	.	1	1	1-0	.	.	.
55	Cook, CJ	11	15	22	37	1.0-4	1-4	1-9	1	2	1-33	.	.	.
76	Hardy, Rod	10	6	28	34	4.5-15	3-10	.	1	.	.	1	.	.
49	Bettag, Alex	10	13	9	22	.	.	.	.	.	.	.	.	.
21	Ullyse, CJ	10	12	3	15	2.0-2	.	1-0	1	.	.	.	.	.
28	Towalid, Jonny	10	12	3	15	.	.	.	4	.	.	1	.	.
30	Riley, Tanner	10	8	2	10	.	.	.	.	.	.	.	.	.
45	Scott, Josh	8	2	7	9	1.0-3	.	.	.	.	.	.	.	.
93	Young, Lawrence	11	3	6	9	.	.	.	.	.	.	.	1	.
36	Mitchell, Kamer	9	4	3	7	.	.	.	1	.	.	.	.	.
52	Walker, Phil	6	3	4	7	.	.	.	.	.	.	.	.	.
6	Easterly, Julia	8	4	.	4	.	.	.	.	.	.	.	.	.
35	Jones, Alex	11	2	1	3	.	.	.	.	.	.	.	.	.
41	Harvey, Othniel	5	2	1	3	.	.	.	.	.	.	.	.	.
9	Lough, Brock	11	2	1	3	.	.	.	.	.	.	.	.	.
31	Lewis, Marcus	8	1	1	2	.	.	.	.	.	.	.	.	.
33	High, Taje	4	1	1	2	.	.	.	.	.	.	.	.	.
14	Johnson, Travis	7	2	.	2	.	.	.	.	.	.	.	.	.
50	Boyd, Tyler	3	.	2	2	.	.	.	.	.	.	.	.	.
1	Kent, Bryant	11	1	.	1	.	.	.	.	.	.	.	.	.
62	Borchers, Evan	10	.	1	1	.	.	.	.	.	.	.	.	.
23	Lawshe, Demory	11	1	.	1	.	.	.	.	.	.	.	.	.
11	Glass, Coy	11	1	.	1	.	.	.	.	.	.	.	.	.
84	Little, Cory	11	.	1	1	.	.	.	.	.	.	.	.	.
53	Stafford, Tyler	1	1	.	1	.	.	.	.	.	.	.	.	.
89	Dikos, Garrick	8	1	.	1	.	.	.	.	.	.	.	.	.
26	Bell, Shakir	11	1	.	1	.	.	.	.	.	.	.	.	.
97	Bright, Jordan	3	1	.	1	.	.	.	.	.	.	.	.	.
TM	TEAM	9	.	.	.	.	.	.	.	.	.	.	.	1
96	Scott, Jordan	9	.	.	.	.	.	.	.	1	.	.	.	.
88	Mardis, Michael	10	.	.	.	.	.	.	.	.	1-0	.	.	.
19	Hilton, Justin	11	.	.	.	.	.	.	.	.	.	.	1	.
	Total	11	463	360	823	60-259	22-163	13-74	38	21	7-33	11	3	2
	Opponents	11	384	365	749	57-219	16-120	8-152	36	34	9-0	12	5	1



ALWAYS GLORIOUS ON GAMEDAY

## Game-by-Game Rushing

Player	SJC		UC		WIU		QU		ILS		MSU		NDSU		SDSU		UNI		YSU		SIU	
	Att.-Yds./TD	Att.-Yds./TD	Att.-Yds./TD	Att.-Yds./TD	Att.-Yds./TD	Att.-Yds./TD	Att.-Yds./TD	Att.-Yds./TD	Att.-Yds./TD	Att.-Yds./TD	Att.-Yds./TD	Att.-Yds./TD	Att.-Yds./TD	Att.-Yds./TD	Att.-Yds./TD	Att.-Yds./TD	Att.-Yds./TD	Att.-Yds./TD	Att.-Yds./TD	Att.-Yds./TD	Att.-Yds./TD	Att.-Yds./TD
Gates, D.	19-160/3	13-40/0	12-51/0	17-139/3	15-146/2	23-119/2	9-14/0	23-143/3	15-61/2	16-73/0	26-179/2											
Bell, S.	11-133/1	10-67/0	10-23/0	16-156/0	14-146/1	7-18/0	4-8/0	11-50/0	5-26/0	5-16/0	2-6/0											
Lough, B.	2-6/0	3-20/0	7-38/1	10-37/0	7-35/0	—	4-25/0	7-29/0	2-4/0	8-49/0	—											
Cheeseborough, G.	6-52/1	—	7-15/0	DNP	2-30/1	—	1-4/0	1-9/0	1--2/0	—	5-18/0											
Jones, A.	—	—	—	—	—	—	—	—	—	—	—											
Kent, B.	2-31/1	—	—	—	—	—	—	—	—	—	—											
Hardy, R.	1-3/1	—	—	DNP	—	—	—	—	—	—	—											
Obaseki, B.	—	—	—	1-1/1	—	—	—	—	—	—	—											
Glass, C.	—	—	1-4/0	1-0/0	—	—	—	—	—	—	—											
Fouch, R.	2--13/0	3--11/0	1-0/0	1-0/0	1-10/0	7-1/0	4--19/0	5--13/0	5--3/0	2-31/0	1--9/0											
Team	—	3--23/0	3--2/0	1-(-2)/0	3-(-4)/0	—	3--4/0	2-03/0	—	—	—											
Bettag, A.	—	—	—	—	—	—	—	—	—	—	—											
Lawshe, D.	—	—	—	—	—	—	—	—	—	—	—											
Glass, C.	—	—	—	—	—	—	—	—	—	—	—											

## Game-by-Game Passing (Att-Comp-TD-INT-Yards)

Player	SJC		UC		WIU		QU		ILS		MSU		NDSU		SDSU		UNI		YSU		SIU	
	Att-Comp-TD-INT-Yards	Att-Comp-TD-INT-Yards	Att-Comp-TD-INT-Yards	Att-Comp-TD-INT-Yards	Att-Comp-TD-INT-Yards	Att-Comp-TD-INT-Yards	Att-Comp-TD-INT-Yards	Att-Comp-TD-INT-Yards	Att-Comp-TD-INT-Yards	Att-Comp-TD-INT-Yards	Att-Comp-TD-INT-Yards	Att-Comp-TD-INT-Yards	Att-Comp-TD-INT-Yards	Att-Comp-TD-INT-Yards	Att-Comp-TD-INT-Yards	Att-Comp-TD-INT-Yards	Att-Comp-TD-INT-Yards	Att-Comp-TD-INT-Yards	Att-Comp-TD-INT-Yards	Att-Comp-TD-INT-Yards	Att-Comp-TD-INT-Yards	
Fouch, R.	21-10-0-0-143	38-23-1-0-161	17-6-0-1-52	17-15-4-0-231	22-16-4-0-250	43-23-3-1-311	47-25-1-1-330	17-24-2-0-284	17-36-2-1-200	16-23-4-1-290	0-1-0-0-0											
Glass, C.	—	—	—	3-0-0-0-0	—	—	—	—	—	—	—											11-22-1-2-116
Gates, D.	—	—	—	—	1-1-0-0-34	—	—	—	—	—	—											0-1-0-0-0
Seliger, M.	—	—	—	—	—	—	—	—	—	—	—											0-1-0-1-0

## Field Goals (Made field goals in bold/ Missed field goals in italics)

Player	SJC		UC		WIU		QU		ILS		MSU		NDSU		SDSU		UNI		YSU		SIU	
	Made/Attempts	Made/Attempts	Made/Attempts	Made/Attempts	Made/Attempts	Made/Attempts	Made/Attempts	Made/Attempts	Made/Attempts	Made/Attempts	Made/Attempts	Made/Attempts	Made/Attempts	Made/Attempts	Made/Attempts	Made/Attempts	Made/Attempts	Made/Attempts	Made/Attempts	Made/Attempts	Made/Attempts	
Little, C.	<b>24</b>	<i>36</i>	—	—	—	—	<b>30</b>	<i>49, 32</i>	<b>22, 24</b>	—	—	—	—	—	—	—	—	—	—	—	—	

## Game-by-Game Receiving

Player	SJC		UC		WIU		QU		ILS		MSU		NDSU		SDSU		UNI		YSU		SIU	
	Rec.-Yds./TD	Rec.-Yds./TD	Rec.-Yds./TD	Rec.-Yds./TD	Rec.-Yds./TD	Rec.-Yds./TD	Rec.-Yds./TD	Rec.-Yds./TD	Rec.-Yds./TD	Rec.-Yds./TD	Rec.-Yds./TD	Rec.-Yds./TD	Rec.-Yds./TD	Rec.-Yds./TD	Rec.-Yds./TD	Rec.-Yds./TD	Rec.-Yds./TD	Rec.-Yds./TD	Rec.-Yds./TD	Rec.-Yds./TD	Rec.-Yds./TD	
Hilton, J.	3-17/0	2-11/0	—	4-131/2	3-79/1	8-146/2	9-96/1	3-77/0	4-86/1	1-11/0	3-30/0											
Kent, B.	3-33/0	4-34/0	1-13/0	2-13/1	7-118/2	4-55/0	5-67/0	6-103/0	4-40	4-79/2	3-17/0											
Jones, A.	2-79/0	3-36/1	2-27/0	1-15/0	3-17/1	1-31/0	3-66/0	3-44/0	5-39/0	5-147/0	2-44/0											
Riston, L.	—	4-3/0	—	DNP	2-31/0	2-10/0	2-54/0	2-21/0	1-17/0	—	—											
Gates, D.	1-13/0	1-1/0	1-3/0	1-13/0	—	4-4/0	1-2/0	3-39/2	2-15/0	1-5/0	1--1/0											
Goodlett, J.	—	2-17/0	—	5-48/0	—	2-22/0	2-43/0	DNP	—	—	—											
Egberongbe, E.	—	3-37/0	DNP	DNP	DNP	2-43/1	2-0/0	—	—	3-25/0	—											
Lough, B.	—	1-3/0	1-0/0	1-0/0	1-5/0	—	1-6/0	—	1-3/0	2-23/0	2-26/1											
Lawshe, D.	—	1-5/0	1-9/0	—	—	—	—	—	—	—	—											
Fouch, R.	—	—	—	—	1-34/0	—	—	—	—	—	—											
Riley, T.	—	—	—	1-11/1	—	—	—	—	—	—	—											
Mardis, M.	—	1-10/0	—	—	—	—	—	—	—	—	—											
Lacotti, L.	—	1-4/0	—	—	—	—	—	—	—	—	—											
Bell, S.	1-1/0	—	—	—	—	—	—	—	—	—	—											

## Game-by-Game Returns

Punt Returns																						
Player	SJC		UC		WIU		QU		ILS		MSU		NDSU		SDSU		UNI		YSU		SIU	
	Att.-Yds.-TD	Att.-Yds.-TD	Att.-Yds.-TD	Att.-Yds.-TD	Att.-Yds.-TD	Att.-Yds.-TD	Att.-Yds.-TD	Att.-Yds.-TD	Att.-Yds.-TD	Att.-Yds.-TD	Att.-Yds.-TD	Att.-Yds.-TD	Att.-Yds.-TD	Att.-Yds.-TD	Att.-Yds.-TD	Att.-Yds.-TD	Att.-Yds.-TD	Att.-Yds.-TD	Att.-Yds.-TD	Att.-Yds.-TD	Att.-Yds.-TD	
Sewall, A.	2-34-0	—	—	—	2-27-0	1-4-0	—	1-19-0	—	—	—											
Kent, B.	1-5-0	—	—	—	1-1-0	—	1-6-0	1-17-0	1-2-0	1-6-0	—											
Hilton, J.	1-21-0	—	—	—	—	—	—	—	—	—	—											
Obaseki, B.	1-3-0	—	—	—	—	—	—	—	—	—	—											

Kickoff Returns																						
Player	SJC		UC		WIU		QU		ILS		MSU		NDSU		SDSU		UNI		YSU		SIU	
	Att.-Yds.-TD	Att.-Yds.-TD	Att.-Yds.-TD	Att.-Yds.-TD	Att.-Yds.-TD	Att.-Yds.-TD	Att.-Yds.-TD	Att.-Yds.-TD	Att.-Yds.-TD	Att.-Yds.-TD	Att.-Yds.-TD	Att.-Yds.-TD	Att.-Yds.-TD	Att.-Yds.-TD	Att.-Yds.-TD	Att.-Yds.-TD	Att.-Yds.-TD	Att.-Yds.-TD	Att.-Yds.-TD	Att.-Yds.-TD	Att.-Yds.-TD	
Cheeseborough, C.	—	—	1-11-0	—	—	2-47-0	1-15-0	4-52-0	1-11-0	4-45-0	3-41/0											
Gates, D.	1-25-0	—	—	1-34-0	1-20-0	1-9-0	1-11-0	—	2-15-0	2-39-0	1-16-0											
Burnett, C.	1-19-0	4-81-0	—	—	—	—	—	—	—	—	—											
Jones, A.	—	—	—	—	—	—	—	—	—	—	—											
Walker, P.	—	—	DNP	DNP	DNP	DNP	DNP	DNP	DNP	DNP	DNP											
High, T.	—	DNP	DNP	1-22-0	—	—	—	—	—	—	—											
Lough, B.	—	—	—	—	—	—	—	—	—	—	—											
Riston, L.	—	—	—	—	—	—	—	—	—	—	—											



## Offense

Opponent	WR	LT	LG	C	RG	RT	TB	TE/WR	QB	FB/WR	WR
St. Joseph's College	E. Egberongbe	M. Smith	B. Geffert	F. Lutz	P. Burke	C. Paswater	D. Gates	L. Riston	R. Fouch	B. Kent	J. Goodlett
at Cincinnati	L. Riston	M. Smith	B. Geffert	F. Lutz	P. Burke	C. Paswater	D. Gates	A. Jones	R. Fouch	B. Kent	J. Goodlett
at Western Illinois	L. Riston	E. Borchers	B. Geffert	F. Lutz	P. Burke	C. Paswater	D. Gates	A. Jones	R. Fouch	B. Lough	B. Kent
Quincy	M. Mardis	E. Borchers	B. Geffert	F. Lutz	P. Burke	C. Paswater	D. Gates	A. Jones	R. Fouch	B. Lough	B. Kent
Illinois State	J. Hilton	E. Borchers	B. Geffert	F. Lutz	P. Burke	C. Paswater	D. Gates	A. Jones	R. Fouch	B. Lough	B. Kent
Missouri State	J. Hilton	J. Jellison	B. Geffert	F. Lutz	E. Borchers	C. Paswater	D. Gates	A. Jones	R. Fouch	B. Lough	B. Kent
at North Dakota State	J. Hilton	E. Borchers	B. Geffert	F. Lutz	P. Burke	C. Paswater	D. Gates	A. Jones	R. Fouch	B. Lough	B. Kent
South Dakota State	J. Hilton	J. Jellison	B. Geffert	F. Lutz	P. Burke	C. Paswater	D. Gates	A. Jones	R. Fouch	B. Lough	B. Kent
Northern Iowa	J. Hilton	J. Jellison	B. Geffert	F. Lutz	P. Burke	C. Paswater	D. Gates	A. Jones	R. Fouch	B. Lough	B. Kent
at Youngstown State	J. Hilton	E. Borchers	B. Geffert	F. Lutz	P. Burke	J. Jellison	D. Gates	A. Jones	R. Fouch	B. Lough	B. Kent
at Southern Illinois	J. Hilton	E. Borchers	B. Geffert	F. Lutz	P. Burke	J. Jellison	D. Gates	A. Jones	R. Fouch	B. Lough	B. Kent

## Defense

Opponent	DE	DT	DT	DE	SLB	MLB	WLB	CB	CB	S	S
St. Joseph's College	B. Obaseki	R. Hardy	N. Brown	J. Washington	R. Roberts	C. Cook	S. Davis	C. Burnett	J. Towalid	A. Sewall	L. King
at Cincinnati	B. Obaseki	R. Hardy	N. Brown	J. Washington	R. Roberts	C. Cook	S. Davis	C. Burnett	J. Towalid	A. Sewall	L. King
at Western Illinois	B. Obaseki	R. Hardy	N. Brown	J. Washington	R. Roberts	C. Cook	S. Davis	L. Carter	J. Towalid	A. Sewall	L. King
Quincy	B. Obaseki	L. Young	N. Brown	J. Washington	R. Roberts	A. Archie	S. Davis	C. Burnett	C. Ullysse	A. Sewall	L. King
Illinois State	B. Obaseki	R. Hardy	N. Brown	J. Washington	R. Roberts	A. Archie	S. Davis	C. Burnett	L. Carter	A. Sewall	L. King
Missouri State	B. Obaseki	R. Hardy	N. Brown	J. Washington	R. Roberts	A. Archie	S. Davis	C. Burnett	L. Carter	A. Sewall	L. King
at North Dakota State	B. Obaseki	R. Hardy	N. Brown	J. Washington	R. Roberts	C. Cook	S. Davis	C. Burnett	L. Carter	A. Sewall	L. King
South Dakota State	B. Obaseki	R. Hardy	N. Brown	J. Washington	R. Roberts	A. Archie	S. Davis	C. Ullysse	L. Carter	A. Sewall	L. King
Northern Iowa	B. Obaseki	R. Hardy	N. Brown	J. Scott	D. Painter	C. Cook	J. Washington	C. Ullysse	L. Carter	A. Sewall	L. King
at Youngstown State	B. Obaseki	R. Hardy	N. Brown	J. Scott	D. Painter	C. Cook	J. Washington	C. Ullysse	L. Carter	A. Sewall	L. King
at Southern Illinois	B. Obaseki	R. Hardy	N. Brown	J. Scott	D. Painter	C. Cook	J. Washington	C. Ullysse	L. Carter	A. Sewall	L. King

## Game-by-Game Defensive Tackles

Player	SJC	UC	WIU	QU	ILS	MSU	NDSU	SDSU	UNI	YSU	SIU
	Solo-Ast	Solo-Ast	Solo-Ast	Solo-Ast	Solo-Ast	Solo-Ast	Solo-Ast	Solo-Ast	Solo-Ast	Solo-Ast	Solo-Ast
Archie, A.	4-3-7	3-1-4	7-4-11	3-0-3	5-7-12	9-9-18	DNP	1-5-6	DNP	DNP	DNP
Davis, S.	3-0-3	5-0-5	4-1-5	4-3-7	3-4-7	3-5-8	4-5-9	2-7-9	DNP	DNP	DNP
Obaseki, B.	2-1-3	4-0-4	6-4-10	1-2-3	4-2-6	7-6-13	2-2-4	3-2-5	3-2-5	5-5-10	5-2-7
Roberts, R.	2-2-4	5-1-6	6-1-7	1-5-6	2-3-5	4-5-9	3-5-8	2-1-3	DNP	DNP	DNP
Sewall, A.	1-1-2	1-0-1	6-3-9	4-1-5	4-6-10	2-4-6	4-4-8	3-4-7	4-3-7	6-3-9	4-2-6
Washington, J.	2-3-5	8-2-10	3-2-5	3-3-6	2-2-4	6-2-8	5-3-8	2-0-2	13-4-17	9-5-14	6-7-13
King, L.	5-3-8	7-3-10	0-2-2	1-1-2	3-1-4	3-6-9	5-1-6	3-3-6	4-2-6	6-1-7	4-1-5
Brown, N.	1-1-2	3-1-4	4-6-10	3-3-6	1-3-4	1-5-6	—	0-3-3	1-1-2	—	1-1-2
Burnett, C.	1-0-1	0-1-1	2-1-3	3-2-5	1-0-1	2-4-6	3-4-7	8-2-10	5-3-8	3-0-3	1-0-1
Carter, L.	DNP	1-0-1	1-1-2	—	1-2-3	3-3-6	3-2-5	6-6-12	4-1-5	7-0-7	4-1-5
Cook, C.	2-1-3	1-1-2	2-2-4	1-2-3	—	—	3-7-10	2-3-5	3-4-7	1-1-2	0-1-1
Hardy, R.	1-2-3	—	1-2-3	DNP	0-3-3	1-4-5	1-3-4	0-4-4	1-5-6	0-2-2	1-3-4
Painter, D.	3-1-4	1-0-1	3-0-3	2-0-2	—	1-1-2	2-0-2	1-0-1	5-5-10	3-4-7	5-2-7
Ullysse, C.	3-1-4	3-0-3	2-0-2	1-0-1	1-0-1	—	DNP	1-2-3	1-0-1	—	—
Towalid, J.	—	1-0-1	3-0-3	1-0-1	1-2-3	1-1-2	—	—	—	3-0-3	2-0-2
Riley, T.	1-1-2	1-0-1	—	1-0-1	1-0-1	—	2-0-2	1-0-1	—	1-1-2	—
Young, L.	1-0-1	—	—	0-5-5	1-0-1	—	—	—	—	—	1-1-2
Mitchell, K.	1-2-3	—	—	—	3-0-3	—	—	—	—	0-1-1	—
Bettag, A.	1-1-2	—	—	—	—	0-1-1	1-0-1	1-0-1	1-0-1	4-0-4	5-7-12
Scott, J.	DNP	DNP	0-2-2	—	—	—	0-1-1	0-2-2	0-1-1	1-1-2	1-0-1
Walker, P.	1-1-2	—	DNP	DNP	DNP	DNP	DNP	0-1-1	1-0-1	—	1-2-3
Lough, B.	1-0-1	0-1-1	—	—	—	—	1-0-1	—	—	—	—
Jones, A.	—	1-1-2	1-0-1	—	—	—	—	—	—	—	—
Easterly, J.	1-0-1	—	—	—	1-0-1	—	—	—	—	2-0-2	—
High, T.	—	—	—	—	1-1-2	DNP	DNP	DNP	DNP	DNP	DNP
Boyd, T.	—	—	0-1-1	—	0-1-1	DNP	DNP	DNP	DNP	DNP	DNP
Lewis, M.	—	—	—	—	1-1-2	—	—	—	—	—	—
Harvey, O.	DNP	DNP	DNP	1-1-2	—	—	DNP	DNP	—	—	1-0-1
Kent, B.	—	—	1-0-1	—	—	—	—	—	—	—	—
Dikos, G.	—	—	1-0-1	—	—	—	—	—	—	—	—
Bell, S.	—	—	—	—	—	1-0-1	—	—	—	—	—
Johnson, T.	DNP	DNP	DNP	1-0-1	—	—	—	—	—	—	1-0-1
Stafford, T.	DNP	DNP	DNP	1-0-1	DNP	DNP	DNP	DNP	DNP	DNP	DNP
Little, C.	—	—	—	—	—	—	—	0-1-1	—	—	—
Borchers, E.	—	—	—	—	—	—	0-1-1	DNP	—	—	—
Bright, J.	1-0-1	—	DNP	—	DNP	DNP	DNP	DNP	DNP	—	—
Lawshe, D.	—	—	—	—	—	—	—	—	—	1-0-1	—
Glass, C.	—	—	—	—	—	—	—	—	—	—	1-0-1



**ALWAYS  
GLORIOUS ON  
GAMEDAY**

## All-Time Series Records Versus 2011 Opponents

### **Penn State**

#### **First Meeting**

**HOME: 0-0-0**

**AWAY: 0-0-0**

**NEUTRAL: 0-0-0**

### **Butler**

#### **Indiana State trails 7-25-2**

**HOME: 4-9-1**

**AWAY: 3-16-1**

**NEUTRAL: 0-0-0**

1904.....L.....0-47.....A
1904.....L.....0-17.....H
1905.....L.....0-101.....H
1907.....T.....0-0.....A
1934.....L.....0-12.....A
1935.....L.....7-33.....A
1939.....L.....0-34.....A
1946.....L.....7-13.....A
1949.....L.....14-47.....A
1950.....L.....0-32.....H
1951.....L.....7-14.....H
1952.....T.....13-13.....H
1953.....L.....12-47.....A
1954.....L.....26-38.....A
1955.....L.....19-26.....H
1956.....L.....0-33.....A
1957.....L.....0-27.....A
1958.....L.....8-31.....H
1959.....L.....6-41.....A
1960.....L.....14-21.....H
1961.....L.....0-26.....A
1962.....L.....20-41.....A
1963.....L.....6-7.....H
1964.....L.....2-7.....A
1965.....L.....7-27.....H
1966.....L.....6-28.....A
1967.....W.....23-7.....H
1968.....W.....28-12.....A
1969.....W.....54-31.....A
1970.....W.....61-0.....H
1971.....L.....14-21.....A
1972.....W.....49-21.....H
1973.....W.....41-13.....A
1974.....W.....56-27.....H

### **Western Kentucky**

#### **Indiana State trails 5-14-1**

**HOME: 3-7-0**

**AWAY: 2-7-1**

**NEUTRAL: 0-0-0**

1969.....T.....7-7.....A
1970.....L.....6-30.....H
1990.....W.....29-27.....A
1991.....W.....31-14.....H
1992.....L.....14-34.....A
1993.....W.....41-14.....H

1994.....W.....28-16.....A
10/21/95.....W.....27-6.....H
10/26/96.....L.....20-27.....A
11/08/97.....L.....14-21.....H
11/14/98.....L.....14-42.....A
11/13/99.....L.....30-34.....H
11/11/00.....L.....3-28.....A
10/13/01.....L.....9-22.....H
10/26/02.....L.....7-24.....A
10/25/03.....L.....14-59.....H
10/23/04.....L.....9-31.....A
10/01/05.....L.....28-38.....H
10/28/06.....L.....3-41.....A
10/20/07.....L.....7-56.....H

### **Youngstown State**

#### **Indiana State trails 2-19-0**

**HOME: 0-11-0**

**AWAY: 2-8-0**

**NEUTRAL: 0-0-0**

10/06/07.....L.....7-19.....H
11/05/88.....L.....7-25.....A
10/07/89.....L.....19-20.....H
10/03/92.....L.....24-30.....H
11/06/93.....L.....10-17.....A
11/19/94.....L.....3-14.....H
10/28/95.....W.....13-6.....A
10/04/97.....L.....0-31.....H
09/19/98.....L.....14-20.....A
10/02/99.....L.....28-31.....H
10/28/00.....L.....7-42.....A
10/06/01.....L.....21-35.....H
10/05/02.....L.....16-31.....A
10/30/03.....L.....24-30(ot).....H
10/30/04.....L.....20-45.....A
10/08/05.....L.....0-45.....H
10/07/06.....L.....17-55.....A
11/03/07.....L.....7-40.....H
11/08/08.....L.....21-35.....A
09/26/09.....L.....0-28.....H
11/13/10.....W.....30-24.....A

### **South Dakota State**

#### **Indiana State trails 1-2-0**

**HOME: 1-1-0**

**AWAY: 0-1-0**

**NEUTRAL: 0-0-0**

10/25/08.....L.....9-49.....H
09/19/09.....L.....0-41.....A
10/30/10.....W.....41-30.....H

### **Northern Iowa**

#### **Indiana State trails 4-23-0**

**HOME: 3-11-0**

**AWAY: 1-12-0**

**NEUTRAL: 0-0-0**

09/10/83.....W.....26-0.....H
-------------------------------

10/12/85.....L.....7-24.....A
11/15/86.....L.....10-45.....A
09/26/87.....L.....14-38.....H
10/29/88.....W.....24-6.....A
10/14/89.....L.....21-24.....H
10/20/90.....W.....33-23.....H
11/09/91.....L.....21-49.....A
10/31/92.....L.....13-34.....H
10/09/93.....L.....10-17.....A
10/01/94.....L.....10-11.....H
10/15/95.....L.....10-27.....A
11/09/96.....L.....19-34.....H
11/15/97.....L.....21-29(3ot).....A
10/31/98.....L.....28-31.....H
10/30/99.....L.....21-44.....A
10/21/00.....L.....17-49.....H
11/03/01.....L.....13-34.....A
11/02/02.....W.....21-19.....H
10/11/03.....L.....14-22.....A
11/06/04.....L.....6-59.....H
10/15/05.....L.....10-31.....A
10/14/06.....L.....14-34.....H
11/10/07.....L.....14-68.....A
11/15/08.....L.....0-28.....H
10/03/09.....L.....7-62.....A
11/06/10.....L.....20-30.....H

### **Western Illinois**

#### **Indiana State trails 13-21-0**

**HOME: 10-7-0**

**AWAY: 3-14-0**

**NEUTRAL: 0-0-0**

11/11/67.....L.....7-26.....H
11/16/68.....W.....14-10.....A
09/11/71.....L.....21-23.....A
10/28/72.....W.....41-7.....H
10/27/73.....W.....22-14.....H
11/16/74.....L.....7-32.....A
09/16/78.....W.....31-20.....H
09/15/79.....W.....17-14.....A
11/17/84.....L.....2-22.....A
10/19/85.....W.....42-24.....H
09/19/87.....L.....12-42.....A
09/24/88.....L.....21-24.....H
11/11/89.....W.....13-7.....A
09/29/90.....L.....10-28.....A
11/02/91.....W.....7-6.....H
10/24/92.....L.....30-42.....A
11/20/93.....W.....16-6.....H
10/15/94.....L.....17-38.....A
9/24/95.....W.....30-13.....H
10/5/96.....W.....10-7.....H
10/4/97.....L.....3-37.....H
9/19/98.....L.....9-26.....A
10/2/99.....W.....39-36(ot).....H
10/28/00.....L.....7-49.....A
10/6/01.....L.....15-52.....H



## All-Time Series Records Versus 2011 Opponents

10/19/02	L	21-52	A
11/08/03	L	28-34	H
10/09/04	L	27-29	A
11/05/05	L	35-63	H
11/04/06	L	41-46	A
10/06/07	L	7-19	H
10/18/08	L	0-56	A
10/24/09	W	17-14	H
09/25/10	L	7-40	A

### Illinois State

**Indiana State trails 29-31-2**

**HOME: 20-10-2**

**AWAY: 9-21-0**

**NEUTRAL: 0-0-0**

10/18/24	W	47-0	H
09/26/36	T	0-0	H
10/03/37	L	0-21	A
10/12/40	W	6-0	H
10/11/41	W	19-6	A
09/26/42	W	14-0	H
09/25/43	L	7-18	A
09/30/44	W	33-13	H
10/21/44	W	13-7	A
10/06/45	L	6-13	H
09/21/46	W	13-0	A
09/27/47	L	7-20	A
09/25/48	W	9-7	H
09/24/49	L	0-28	A
09/23/50	T	0-0	H
09/22/51	L	7-27	A
09/20/52	W	33-7	H
09/28/63	W	20-7	A
09/26/64	W	20-7	H
10/02/65	W	42-21	A
10/01/66	W	25-6	H
11/01/69	W	42-25	H
10/30/70	W	28-7	A
10/16/71	L	19-23	H
10/14/72	W	32-8	A
11/10/73	L	17-21	H
11/09/74	L	7-16	A
10/25/75	W	42-13	H
10/23/76	L	14-24	A
10/22/77	W	20-10	H
11/11/78	L	14-27	A
10/27/79	W	23-21	H
10/25/80	L	0-9	A
10/24/81	W	34-14	H
10/30/82	W	24-7	H
10/01/83	L	20-37	A
09/22/84	W	19-7	H
11/16/85	L	21-24	A
10/18/86	L	28-38	H
10/24/87	W	10-3	A
10/22/88	W	26-18	H
10/21/89	L	13-15	A

11/03/90	L	24-28	H
10/05/91	L	3-6	A
09/19/92	W	12-7	H
10/16/93	L	3-27	A
09/24/94	W	12-7	H
11/11/95	L	0-25	A
10/19/96	W	23-7	H
10/25/97	W	16-13	A
10/03/98	L	20-24	H
10/09/99	L	17-20	A
10/14/00	L	0-21	H
11/10/01	L	17-31	A
11/16/02	L	12-20	H
11/15/03	L	3-38	A
10/02/04	W	41-38 (ot)	H
11/12/05	L	28-70	A
11/11/06	L	21-41	H
10/13/07	L	17-69	A
10/04/08	L	6-57	H
10/17/09	L	21-38	A
10/09/10	W	59-24	H

### North Dakota State

**Indiana State trails 0-3-0**

**HOME: 0-1-0**

**AWAY: 0-2-0**

**NEUTRAL: 0-0-0**

11/01/08	L	7-34	A
11/14/09	L	17-56	H
10/23/10	L	15-27	A

### Missouri State

**Indiana State trails 9-16-0**

**HOME: 7-6-0**

**AWAY: 2-10-0**

**NEUTRAL: 0-0-0**

09/13/86	W	14-10	H
10/03/87	L	0-42	A
10/08/88	W	27-24	H
09/09/89	L	10-31	A
09/15/90	L	26-33	H
10/19/91	L	19-68	A
11/11/92	W	31-28	H
09/25/93	L	21-31	A
10/22/94	L	7-10	H
10/07/95	W	16-9	A
11/16/96	L	12-27	H
10/11/97	L	7-22	A
10/17/98	W	24-14	H
11/20/99	L	14-31	A
10/07/00	L	7-24	H
10/20/01	W	25-19	A
10/12/02	W	23-20	H
11/01/03	L	10-45	A
10/16/04	L	28-31	H
10/29/05	L	27-31	A
10/21/06	W	28-22	H
10/27/07	L	7-63	A

11/22/08	L	24-27 (ot)	H
11/07/09	L	7-31	A
10/16/10	W	38-35 (OT)	H

### Southern Illinois

**Indiana State trails 23-25-0**

**HOME: 15-11-0**

**AWAY: 8-14-0**

**NEUTRAL: 0-0-0**

10/07/44	W	55-6	H
10/11/47	W	21-6	H
10/09/48	L	6-20	A
10/08/49	W	9-7	H
11/26/49	L	14-41	A
10/07/50	L	0-20	A
10/18/69	L	7-29	A
10/30/71	W	17-3	H
11/18/72	W	31-3	A
11/17/73	W	36-17	H
09/21/74	W	10-8	H
09/20/75	W	23-21	A
10/30/76	L	2-21	H
09/17/77	W	14-9	A
11/04/78	L	7-28	H
11/03/79	L	38-41	A
10/11/80	W	10-7	H
10/31/81	L	3-17	H
10/23/82	L	9-21	A
10/22/83	L	21-34	H
12/03/83*	L	7-23	H
10/27/84	W	27-10	H
11/02/85	W	41-38	H
10/11/86	L	14-16	A
10/31/87	W	24-15	H
10/15/88	L	7-10	A
11/04/89	W	35-24	H
09/08/90	L	17-20	A
10/26/91	L	23-30	H
11/21/92	L	35-42	A
10/30/93	L	35-26	H
10/08/94	W	27-14	A
09/30/95	W	52-3	H
10/12/96	W	24-13	A
10/04/97	W	19-14	H
10/23/98	W	27-21	A
10/02/99	W	66-44	H
11/04/00	W	23-22	A
10/27/01	W	20-14	H
11/09/02	W	21-14	A
10/04/03	L	14-37	H
11/13/04	L	10-59	A
10/22/05	L	20-42	H
09/30/06	L	3-55	A
09/29/07	L	10-72	H
10/11/08	L	7-60	A
10/31/09	L	0-33	H
11/20/10	L	21-49	A



## All-Time Series Breakdowns

### Series Records vs. 2011 Opponents

Opponent	Overall	Home	Away	Neutral	MVFC
Penn State	0-0-0	0-0-0	0-0-0	0-0-0	—
Butler	7-25-0	4-9-1	3-16-1	0-0-0	—
Western Kentucky	5-14-1	3-7-0	2-7-1	0-0-0	—
Youngstown State	2-19-0	0-11-0	2-8-0	0-0-0	1-13-0
South Dakota State	1-2-0	1-1-0	0-1-0	0-0-0	1-2-0
Northern Iowa	4-23-0	3-11-0	1-12-0	0-0-0	3-23-0
Western Illinois	13-21-0	10-7-0	3-14-0	0-0-0	7-17-0
Illinois State	29-31-2	20-10-2	9-21-0	0-0-0	8-17-0
North Dakota State	0-3-0	0-1-0	0-2-0	0-0-0	0-3-0
Missouri State	9-16-0	7-6-0	2-10-0	0-0-0	9-16-0
Southern Illinois	23-25-0	15-11-0	8-14-0	0-0-0	11-14-0

### Series Records vs. 2011 Opponent Coaches

Opponent	Overall	Home	Away	Neutral	MVFC
vs. Joe Paterno	0-0-0	0-0-0	0-0-0	0-0-0	—
vs. Jeff Voris	0-0-0	0-0-0	0-0-0	0-0-0	—
vs. Willie Taggart	0-0-0	0-0-0	0-0-0	0-0-0	—
vs. Eric Wolford	1-0-0	0-0-0	1-0-0	0-0-0	1-0-0
vs. John Stiegelmeier	1-2-0	1-1-0	0-1-0	0-0-0	1-2-0
vs. Mark Farley	1-9-0	1-3-0	0-6-0	0-0-0	1-9-0
vs. Mark Hendrickson	1-1-0	1-0-0	0-1-0	0-0-0	1-1-0
vs. Brock Spack	1-1-0	1-0-0	0-1-0	0-0-0	1-1-0
vs. Terry Allen	3-10-0	3-5-0	0-5-0	0-0-0	3-10-0
vs. Craig Bohl	0-3-0	0-1-0	0-2-0	0-0-0	0-3-0
vs. Dale Lennon	0-3-0	0-1-0	0-2-0	0-0-0	0-3-0

## All-Time Series Records

Opponent	First Meeting	Last Meeting	Won	Lost	Tied	Opponent	First Meeting	Last Meeting	Won	Lost	Tied
Air Force	1993	1993	0	1	0	Mars Hill	1995	1996	2	0	0
Akron	1968	1980	5	6	0	Maryland	1982	1982	0	1	0
Anderson College	1956	1957	1	1	0	McNeese State	1977	1982	1	1	0
Arkansas State	1973	1976	1	1	0	Middle Tennessee State	1984	1984	0	1	0
Austin Peay	1989	2007	1	1	0	Millikin College	1920	1936	0	3	0
Ball State	1924	2003	23	38	1	Minnesota	1989	1993	0	2	0
Boston University	1987	1987	0	1	0	Mississippi	1995	1995	0	1	0
Bowman Field	1943	1943	0	1	0	<b>Missouri State</b>	<b>1986</b>	<b>2010</b>	<b>9</b>	<b>16</b>	<b>0</b>
Bradley	1939	1939	0	1	0	Murray State	1990	2006	6	3	0
Buffalo State	1986	1986	1	0	0	Nebraska-Omaha	1975	1975	1	0	0
<b>Butler</b>	<b>1904</b>	<b>1974</b>	<b>7</b>	<b>25</b>	<b>2</b>	New Mexico State	1978	1982	4	1	0
Central Florida	1984	1984	1	0	0	<b>North Dakota State</b>	<b>2008</b>	<b>2010</b>	<b>0</b>	<b>3</b>	<b>0</b>
Central Michigan	1944	1983	0	9	0	North Texas	1997	1997	0	1	0
Central Missouri State	1983	1991	5	0	0	Northeast Louisiana	1978	1983	2	2	0
Chicago	1929	1929	0	1	0	Northern Illinois	1926	2008	5	5	0
Cincinnati	1972	2010	1	4	0	<b>Northern Iowa</b>	<b>1983</b>	<b>2010</b>	<b>4</b>	<b>23</b>	<b>0</b>
Concord College	1991	1991	1	0	0	Oakland City	1923	1932	7	2	0
Cumberland	2002	2002	1	0	0	Oklahoma	1999	1999	0	1	0
Danville Normal	1924	1946	6	0	0	Oklahoma City	1949	1949	0	1	0
Dayton	1975	1976	1	1	0	Oklahoma State	1992	1992	1	0	0
Delaware	1975	1975	0	1	0	<b>Penn State</b>	<b>2011</b>	<b>2011</b>	<b>0</b>	<b>0</b>	<b>0</b>
DePauw	1898	1968	9	15	1	Purdue	1926	2006	0	3	0
Drake	1971	1985	8	2	0	Quincy	2009	2010	1	1	0
Eastern Illinois	1901	2009	37	43	4	Ripon College	1953	1953	1	0	0
Eastern Kentucky	1926	2000	1	7	0	Rose-Hulman Institute	1920	1934	6	2	0
Eastern Michigan	1934	2008	3	10	0	St. Cloud State	1985	1986	2	0	0
Evansville	1923	1972	23	12	2	St. Francis (Ind.)	2005	2005	0	1	0
Florida	1983	1988	0	2	0	St. Joseph's (Ind.)	1924	2010	16	12	0
Florida International	2003	2003	1	0	0	Salem College	1987	1988	2	0	0
Franklin College	1925	1955	8	6	1	<b>South Dakota State</b>	<b>2008</b>	<b>2010</b>	<b>1</b>	<b>2</b>	<b>0</b>
Gary	1933	1933	1	0	0	Southeast Missouri State	1935	2008	3	4	0
George Field	1944	1944	1	0	0	<b>Southern Illinois</b>	<b>1944</b>	<b>2010</b>	<b>23</b>	<b>25</b>	<b>0</b>
Georgia Tech	1987	1987	0	1	0	Stephen F. Austin	2001	2001	0	1	0
Glenville State	1992	1995	2	0	0	Tampa	1967	1967	1	0	0
Grand Rapids	1940	1941	1	1	0	Texas Tech	2005	2005	0	1	0
Hanover College	1920	1959	7	3	1	Toledo	1994	1994	0	1	0
Heidelberg College	1951	1951	0	1	0	Truman State	1930	1930	0	1	0
Hillsdale College	1949	1949	0	1	0	Tulsa	1975	2001	0	6	0
Illinois "B"	1931	1931	0	1	0	Union Christian	1920	1920	2	0	0
<b>Illinois State</b>	<b>1936</b>	<b>2010</b>	<b>29</b>	<b>31</b>	<b>2</b>	Valparaiso	1928	1968	12	20	1
Illinois Wesleyan	1943	1948	2	1	0	Vincennes	1923	1925	3	0	0
Indiana	1925	2007	0	3	0	Virginia Military Institute	1976	1976	0	1	0
Indiana "B"	1928	1928	0	1	0	Wabash College	1926	1946	0	7	1
Indianapolis	1923	1962	5	1	0	Wayne State (Mich.)	1984	1984	1	0	0
Iowa State	1986	1999	0	2	0	Western Carolina	1974	1977	0	2	0
Kansas	1985	1986	0	2	0	West Texas A&M	1977	1985	2	5	0
Kansas State	1991	1998	0	3	0	West Virginia Tech	1993	1994	2	0	0
Kentucky State	1997	1997	1	0	0	<b>Western Illinois</b>	<b>1967</b>	<b>2010</b>	<b>13</b>	<b>21</b>	<b>0</b>
Lawrence	1939	1940	1	1	0	<b>Western Kentucky</b>	<b>1969</b>	<b>2007</b>	<b>5</b>	<b>14</b>	<b>1</b>
Liberty	1996	1996	1	0	0	Western Michigan	2000	2002	0	2	0
Lock Haven	1992	1994	2	0	0	Wichita State	1976	1983	4	2	1
Louisville	1939	2009	3	6	1	<b>Youngstown State</b>	<b>1988</b>	<b>2010</b>	<b>2</b>	<b>18</b>	<b>0</b>
Manchester College	1927	1933	2	1	1						
Marshall	1947	1981	1	1	0						

2011 SEASON OPPONENTS IN BOLD

# ALWAYS GLORIOUS ON GAMEDAY



The past five seasons have dealt great change to the Missouri Valley Football Conference. Within that span, the league has lost a member, gained three members and changed its name.

Despite those developments, a quality nationally competitive product has been a constant for the league, which celebrated its Silver Anniversary in 2009.

The Missouri Valley Football Conference enters its 27th year of existence this fall and has proven to be one of the nation's premier NCAA Football Championship Subdivision (FCS) leagues.

There's not much that has eluded the conference in its first 26 seasons of competition. The league's first two-plus decades have included national championships, national players of the year, national coaches of the year, No. 1 national rankings, and countless All-Americans.

Strong coaching and great players have helped make the league a national force, but the stability and leadership of Commissioner Patty Viverito -- the only commissioner the league has ever known -- has helped make the Missouri Valley Football Conference a standard bearer on the FCS scene. Indeed, all signs point to continued national prominence for the Missouri Valley Football Conference as it enters its 27th season in 2011.

In June 2008, presidents of the nine-member Gateway Football Conference and the 10-member Missouri Valley Conference approved a rebranding initiative that changed the football conference name from the Gateway Football Conference to the Missouri Valley Football Conference. It represented the second name change for the football league. Initially, the conference competed as the Gateway Collegiate Athletic Conference (1985-91) and the Gateway Football Conference (1992-2007).

Although the league shares the Missouri Valley name, the football-playing members compete under a separate administrative umbrella, as the Missouri Valley Conference and the Missouri Valley Football Conference remain separate entities.

While the 2010 season didn't produce a national championship, it was a successful one, as three league teams (North Dakota State, UNI, and Western Illinois) represented the conference in the FCS playoffs, marking the 16th-straight season in which at least two teams have participated in post-season play. It marked just the third time in 26 seasons that the league had three or more playoff teams. QB Matt Barr, LB Kyle Glazier and coach Mark Hendrickson of Western Illinois all finished runnerup in the Walter Payton, Buck Buchanan, and Eddie Robinson Award voting, respectively. Additionally, league coach of the year Trent Miles of Indiana State was fifth in the Robinson Award balloting.

The Missouri Valley Football Conference has two recent national championships (Western Kentucky - 2002; Youngstown State - 1997), and league members Youngstown State (3) and Southern Illinois (1) own additional titles prior to their league membership, meaning six FCS championship trophies are housed on league campuses, in addition to three (Youngstown State twice and UNI in 2005) runner-up finishes. Only five FCS leagues possess more than a single FCS championship trophy, and the Missouri Valley Football Conference is among that elite.

In recent years, the league has established itself as a leader among FCS conferences. During the past 14 years, the league has two national championships, and eight other semifinal trips. The league's 39-30 playoff mark in that span is third-best among all FCS leagues, and the conference has had four teams reach the title game since 1997.

The Missouri Valley Football Conference success is not limited to the immediate past. During the decade of the 1990's, current members of the league compiled a 34-19 mark in the FCS playoffs, bettered only by the Southern Conference, whose members were 37-19 in that decade.

Team accomplishments have helped solidify the Missouri Valley Football Conference as an FCS elite, but individuals at the league's member institutions are the real source of pride within the conference. Thanks to great players and strong coaching, the Missouri Valley Football Conference has reached and will maintain its place among the FCS best.

Last year, despite tough scheduling, five teams in the conference had winning records. The Missouri Valley Football Conference has had four teams (or more) with better than .500 records in the same season 17 times now, including the past 13 seasons.

In 1997, Youngstown State grabbed the crowned jewel for the conference, as the league had one of its most successful seasons. In addition to claiming the league's first national championship, the Penguins finished the year ranked No. 1, marking the first time a league member has held that spot in a season-ending poll. That year, Western Illinois was at No. 6, marking the first time the league ended the year with two teams ranked among the top six.

In 1999, the Missouri Valley Football Conference trumped that, as Youngstown State finished the year No. 2, and Illinois State was No. 3. UNI also finished in the top 20 in both nationally recognized polls.


In 2002, Western Kentucky added to the league's national championship trophy case with an FCS crown, while both WKU (No. 1) and Western Illinois (No. 5) finished among the nation's top five in the



**Patty Viverito**  
*Commissioner*



**Mike Kern**  
*Assistant Commissioner*



**Bill Carolla**  
*Supervisor of Officials*

### MVC DIRECTORY

**Office:** 1818 Chouteau Ave.  
St. Louis, MO 63103  
Phone (314) 421-2268  
FAX (314) 421-3505

**Commissioner:** Patty Viverito  
**Assistant Commissioner:** Mike Kern  
**Secretary:** Maxine Day  
**Supervisor of Officials:** Bill Carolla

### CURRENT MVFC MEMBERSHIP

Illinois State .....	1985
Indiana State .....	1986
Northern Iowa .....	1985
Southern Illinois .....	1985
Missouri State .....	1985
Western Illinois .....	1985
Youngstown State .....	1997
North Dakota State .....	2008
South Dakota .....	2012
South Dakota State .....	2008

**Valley-Football.org**



# ALWAYS GLORIOUS ON GAMEDAY

season-ending polls. WKU became the first school to earn victories against the tourney's top three seeds en route to its national championship.

In 2003, four Valley teams represented the league in the 16-team NCAA playoffs, marking the first time any league has sent that many to the playoffs in the same year.

In 2004, Southern Illinois spent a league-record 11 weeks as the nation's top-ranked team, while all eight league teams received votes for the Top 25 at some point in the season. LB Boomer Grigsby of Illinois State earned a National Defensive Player of the Year honor, while SIU's Jerry Kill was National Coach of the Year.

In 2005, UNI became the fourth league school to reach the FCS championship game since 1997, while Southern Illinois and Western Kentucky combined to hold the nation's No. 1 ranking in the top-25 polls for five weeks.

In 2006, Youngstown State won its second-straight league championship and the Penguins were joined in the playoff field by Illinois State and Southern Illinois. That marked only the second time in league history the league had more than two teams qualify for the 16-team playoff field. SIU's Arkee Whitlock was a national player of the year award winner (College Sporting News) and was third in the Walter Payton Award balloting.

In 2008, six teams were nationally ranked in the same poll, marking the first time in league history that had happened. Those six teams were ranked for four-straight weeks. North Dakota State held the nation's No. 1 spot for its first two weeks as a conference member, while rookie coach Dale Lennon of Southern Illinois became just the third to win Coach of the Year honors in his first league season.

The original Gateway Conference was founded as a women's athletic organization in August 1982, following the dissolution of the Association of Intercollegiate Athletics for Women. In September of that year, Patty Viverito was named the first commissioner of the newly founded conference, a position she maintains today. Before moving to its permanent headquarters in St. Louis, the conference spent three organizational months on the campus of Eastern Illinois University.

In July of 1992, the 10-team conference disbanded as its women's programs realigned with their men's teams in their respective conferences. The league assumed its new name on July 1, 1992, becoming the Gateway Football Conference, an NCAA FCS football league comprised of seven Midwest institutions.

The Gateway Conference football division was born on August 21, 1985, when the Gateway Conference President's Council voted to add a FCS football division for six of its members to the previously all-women's athletics organization. Founding members of the football division were Eastern Illinois, Illinois State, UNI, Southern Illinois, Southwest Missouri State (now Missouri State), and Western Illinois. The creation of the football division marked the first time in college annals that football was added to a women's conference. In June of 1986, Indiana State became the seventh member of the conference.

In the 26 years of the football division, league membership has been stable -- with only six fluctuations since 1986. Eastern Illinois left the league to join the Ohio Valley Conference in 1996, while Youngstown State joined the conference in 1997 to return league membership to its original seven-member status. League membership reached what was then an all-time high of eight members for the start of the 2001 season with the addition of Western Kentucky. The Hilltoppers left the league after six years to join the Sun Belt (FBS). North Dakota State and South Dakota State joined for the start of the 2008 season, giving the league nine members for the first time. And the league will expand to 10 members in 2012 after the University of South Dakota was admitted in November of 2010.

The Missouri Valley Football Conference is among 10 FCS conferences that receive automatic bids to the NCAA FCS Championship. The conference has had an automatic bid since 1986, as the FCS Football Committee waived the league's two-year waiting period and granted the league an automatic bid

after just one year.

The Missouri Valley Football Conference is the only automatic FCS qualifying conference that sponsors football as its only sport, as the league completed its service to women's athletics following the 1991-92 season. Although the league no longer sponsors women's sports, the league has an historical place in the development of intercollegiate women's athletics.

The 10 founders of the original Gateway Collegiate Athletic Conference currently belong to three conferences. Eight members joined their men's programs in the Missouri Valley: Bradley, Drake, Illinois State, Indiana State, Missouri State, UNI, Southern Illinois, and Wichita State. Eastern Illinois is now in the Ohio Valley Conference, while Western Illinois competes in the Summit.

Members of the Missouri Valley Football Conference (and initial year of membership) include Illinois State University (1985), Indiana State University (1986), Missouri State University (1985), North Dakota State University (2008), the University of Northern Iowa (1985), the University of South Dakota (2012), South Dakota State University (2008), Southern Illinois University (1985), Western Illinois University (1985), and Youngstown State University (1997).

Five Missouri Valley Football Conference members also compete in the Missouri Valley Conference (Illinois State, Indiana State, Missouri State, Northern Iowa, and Southern Illinois). Four league schools compete in the Summit League (North Dakota State, South Dakota, South Dakota State, and Western Illinois), while Youngstown State competes in the Horizon League for its other sports.

In its decade of operation, the Gateway sponsored championships in ten women's sports and football. The women's sports were basketball, cross country, golf, indoor and outdoor track & field, swimming and diving, tennis, softball, volleyball and, early on, field hockey.

## Past MVFC Champions

1985.....	Northern Iowa
1986.....	Eastern Illinois
1987.....	Northern Iowa
1988.....	Western Illinois
1989.....	Missouri State
1990.....	Missouri State / Northern Iowa
1991.....	Northern Iowa
1992.....	Northern Iowa
1993.....	Northern Iowa
1994.....	Northern Iowa
1995.....	Northern Iowa
1996.....	Northern Iowa
1997.....	Western Illinois
1998.....	Western Illinois
1999.....	Youngstown State
2000.....	Western Illinois
2001.....	Northern Iowa
2002.....	Western Illinois
2003.....	Southern Illinois / Northern Iowa
2004.....	Southern Illinois
2005.....	Northern Iowa
2006.....	Youngstown State
2007.....	Northern Iowa
2008.....	Southern Illinois / Northern Iowa
2009.....	Southern Illinois
2010.....	Northern Iowa

DRE KNOX

DEJUAN ALFONZO

WAYNE DAVIS

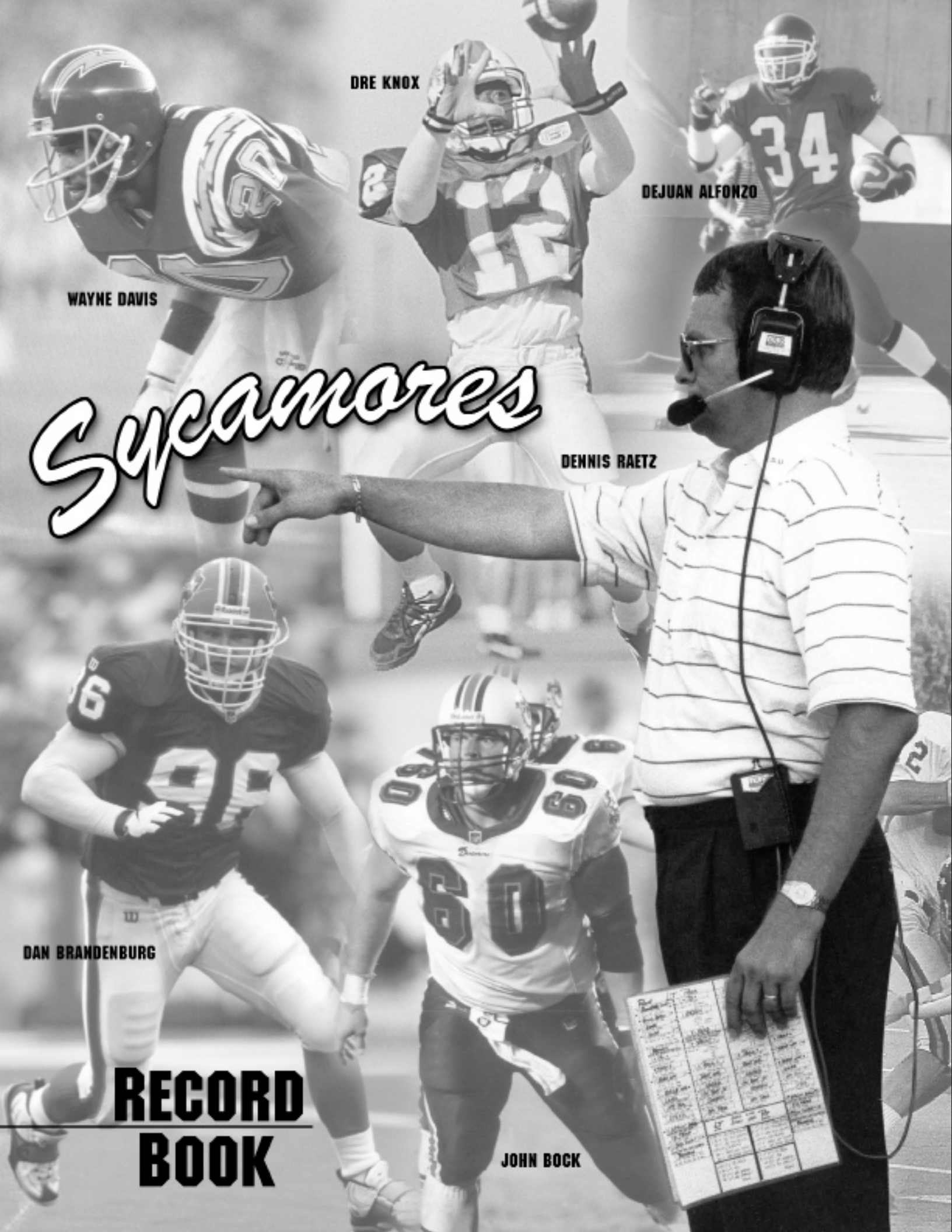
# Sycamores

DENNIS RAETZ

DAN BRANDENBURG

## RECORD BOOK

JOHN BOCK



# ALWAYS GLORIOUS ON GAMEDAY



## All-Americans

<b>1967</b> .....	Jeff Keller, DE (1st-AFC)
<b>1972</b> .....	Bobby Poss, OG (2nd-AP)
<b>1975</b> .....	Chris Hicks, OT (1st-AFC)
<b>1976</b> .....	Vincent Allen, RB (1st-AFC)
<b>1983</b> .....	Ed Martin, DE (1st-AFC)
<b>1984</b> .....	Wayne Davis, DB (1st-AFC)
<b>1985</b> .....	Vencie Glenn, DB (1st-AFC)
<b>1986</b> .....	Mike Simmonds, OT (1st-AFC)
<b>1990</b> .....	Charles Swann, WR (3rd-AP) Derrick Franklin, RB (3rd-AP)
<b>1991</b> .....	Derrick Franklin, RB (1st-WC, TSN; 2nd-AP, DHFG) Charles Swann, WR (HM-TSN, DHFG)
<b>1992</b> .....	David Wright, RB (2nd-AP)
<b>1993</b> .....	Shawn Moore, OG (1st-AFC; 3rd-AP)
<b>1994</b> .....	Dan Brandenburg, DT (1st-AFC; 2nd-AP, DHFG)
<b>1995</b>	Dan Brandenburg, DT (1st-TSN, AFQ; 3rd-AP; HM-DHFG) Chris Libaire, LB (2nd-DHFG) Tom Allison, PK (1st-DHFG)
<b>1996</b> .....	Richard Moss, LB (3rd-AP; HM-DHFG)
<b>1997</b> .....	Kyle Bibbs, OLB (3rd-DHFG) Joe Dunn, ILB (HM-DHFG) Robert High, FS (3rd-TSN, DHFG) Shannon Jackson, DT (3rd-DHFG)
<b>1998</b> .....	Troy Lefevra, DE (1st-DHFG) DeJuan Alfonzo, DB, RS (HM-DHFG)
<b>1999</b> - .....	DeJuan Alfonzo, DB/RS (1st-AFCA, TSN; 3rd-AP) Shannon Jackson, DE (3rd-TSN)
<b>2001</b> .....	Richard Harris, DL (HM-DHFG) Terrance Miles, DB (HM-DHFG) Julian Reese, QB (HM-DHFG)
<b>2002</b> .....	Dietrich Lapsley, LB (2nd-DHFG) Soso Dede, KR (3rd-DHFG) Richard Harris, DL (3rd-DHFG)
<b>2003</b> .....	Kyle Mitchell, DE (3rd-DHFG)
<b>2005</b> .....	Jamie Petrowski (3rd-AP, 3rd-TSN)

Key Abbreviations: AFCA—American Football Coaches Association; AP—Associated Press; DHFG—Don Hansen's; TSN—Football Gazette; TSN—The Sports Network; WC—Walter Camp.

## All-Missouri Valley Football Conference


<b>1986</b> .....	Mike Simmonds, OT Steve McKeel, DB Troy Johnson, LB Tim Cunningham, LB Chuck Standiford, P
<b>1987</b> .....	Pete Endre, OT Steve McKeel, DB Gary Cannon, WR
<b>1988</b> .....	Steve Elmlinger, WR Tori Vactor, RB Ken Hopp, LB Troy Mickens, DB
<b>1989</b> .....	Rodney Porter, TE Mark Bertram, DT
<b>1990</b> .....	Derrick Franklin, RB Charles Swann, WR
<b>1991</b> .....	Eric Christensen, LB Derrick Franklin, RB Charles Swann, WR
<b>1992</b> .....	Dyrrah Christon, NG David Wright, RB
<b>1993</b> .....	Dan Brandenburg, DT Von Ganaway, FS Tim Giebels, OT Shawn Moore, OG David Wright, RB
<b>1994</b> .....	Dan Brandenburg, DT Dustin Rusch, DT
<b>1995</b> .....	Dan Brandenburg, DT
<b>1996</b> .....	Dre Knox, DB Richard Moss, LB
<b>1997</b> .....	Robert High, FS Shannon Jackson, DT
<b>1998</b> .....	DeJuan Alfonzo, DB Troy Lefevra, DE
<b>1999</b> .....	DeJuan Alfonzo, DB Shannon Jackson, DE Troy Lefevra, DE
<b>2001</b> .....	Richard Harris, DE
<b>2002</b> .....	Richard Harris, DE Dietrich Lapsley, LB Soso Dede, KR Ryan King, TE
<b>2003</b> .....	Kyle Mitchell, DE
<b>2004</b> .....	Kyle Mitchell, DE
<b>2005</b> .....	Sam Logan, WR Kyle Mitchell, DE Jamie Petrowski, TE
<b>2007</b> .....	Shonda Faulkner, LB
<b>2010</b> .....	Darrius Gates, RB Brock Lough, FB Ben Obaseki, DE Alex Sewall, DB

## All-Missouri Valley Conference

<b>1977</b> .....	Vincent Allen, RB Don Jackson, DB	<b>1983</b> .....	Dan Maher, LB Bob Koehne, DB Rich Dawson, C Jeff Miller, QB
<b>1978</b> .....	Gary Gamen, DT John Allman, DB	<b>1984</b> .....	Ed Martin, DE Quintin Mikell, LB Kevin Ramsey, DB Wayne Davis, DB Steve Buxton, OG Rich Dawson, C Jeff Miller, QB Darrold Clardy, RB Scott Bridges, PK Doug Arnold, NG Brad Verdun, DT
<b>1979</b> .....	Kirk Wilson, WR Eddie Ruffin, WR George DeTella, OT Reggie Allen, QB Gerry Gluscic, DE John Allman, DB Hubert Moore, TE Eddie Ruffin, WR Mark Gradkowski, OG John Gaunt, DT Craig Shaffer, LB John Allman, DB	<b>1985</b> .....	Jeff Miller, QB Doug Arnold, NG Terry Bell, WR Vencie Glenn, DB Mike Simmonds, OG Kurt Bell, DE
<b>1980</b> .....	Hubert Moore, TE Eddie Ruffin, WR Mark Gradkowski, OG John Gaunt, DT Craig Shaffer, LB John Allman, DB		
<b>1981</b> .....	Hubert Moore, TE Kirk Wilson, WR Craig Shaffer, LB		
<b>1982</b> .....	Walter Seaphus, NG		
<b>1982</b> .....	Ed Martin, DE		



**ALWAYS GLORIOUS ON GAMEDAY**



**DeJuan Alfonzo**

**All-Star Game Participants**

**1981**—Craig Shaffer, LB  
(Blue-Gray)

**1982**—Kirk Wilson, WR  
(Senior Bowl)

**1985**—Vencie Glenn, DB  
(Blue-Gray)

**1986**—Vencie Glenn, DB  
(Senior Bowl)

**1990**—Steve Elmlinger, WR  
(Senior Bowl)

**1992**—Charles Swann, WR  
(Senior Bowl)  
Charles Swann, WR  
(Japan Bowl)


**1995**—Dan Brandenburg, DT  
(Blue-Gray)

**1999**—DeJuan Alfonzo, DB  
(All-Star Gridiron Classic)


**2005**—Blayne Baggett, QB  
(Magnolia Gridiron Classic)  
LaDrelle Bryant, LB  
(Magnolia Gridiron Classic)

**2006**—Kyle Hooper, PK  
(East Coast Bowl)  
Madison Miller, DE  
(East Coast Bowl)  
Carl Berman  
(Magnolia Gridiron Classic)


**2010**—Darrius Gates  
(FCS Senior Scout Bowl)  
Pat Burke  
(FCS Senior Scout Bowl)



**Reggie Allen**



**Steve Elmlinger**



**Derrick Franklin**


**Missouri Valley Conference  
Players Of The Year**

**1979**—Reggie Allen, QB (Offense)  
Gerry Gluscic, DE (Defense)

**1981**—Craig Shaffer, LB (Defense)

**1984**—Jeff Miller, QB (Offense)  
Wayne Davis, DB (Defense)


**1985**—Jeff Miller, QB (Offense)  
Vencie Glenn, DB (Defense)



**Craig Schaffer**

**Missouri Valley Conference  
Coach Of The Year**

**1984**—Dennis Raetz



**Kirk Wilson**

**Gateway Football  
Conference  
Player Of The Year**

**1991**—Derrick Franklin, RB (Offense)

**Sycamores In The Pros**

YEAR	PLAYER (POS.)	ROUND	Team Originally Signed With
1934	Ernie Zeller, OL	Free Agent	Toronto Argonauts (CFL)
1935	Charles Bush, QB	Free Agent	Pittsburgh Pirates
1967	John Truitt, WR	7th Round	Chicago Bears
1970	Jim Brumfield, RB	10th Round	New Orleans Saints
1973	Willie Lee, RB	12th Round	Pittsburgh Steelers
1974	Rick Murphy, DB	35th Round	Detroit Wheels (WFL)
1975	Ken Monroe, RB	17th Round	St. Louis Cardinals
1976	Larry Brumfield, DB	13th Round	San Francisco 49ers
1980	Tunch Ilkin, OL	6th Round	Pittsburgh Steelers
	Gerry Gluscic, OLB	Free Agent	Pittsburgh Steelers
1981	John Allman, DB	Free Agent	St. Louis Cardinals
1982	Craig Shaffer, LB	6th Round	St. Louis Cardinals
	Kirk Wilson, WR	Free Agent	New England Patriots
	Eric Robinson, RB	Free Agent	Minnesota Vikings
1983	Mike Johannes, P	Free Agent	St. Louis Cardinals
	James Banks, RB	Free Agent	Cleveland Browns
1984	Ed Martin, OLB	7th Round	Dallas Cowboys
	Kevin Ramsey, DB	Free Agent	Indianapolis Colts
	Walter Seaphus, DL	Free Agent	Indianapolis Colts
	Chris Delaplaine, OL	Free Agent	Dallas Cowboys
	Sam Suggs, DB	Free Agent	Baltimore Stars (USFL)
1985	Wayne Davis, DB	2nd Round	San Diego Chargers
	Steve Buxton, OL	8th Round	Chicago Bears
	Rick Dwenger, RB	Free Agent	Indianapolis Colts
	Rich Dawson, OL	Free Agent	St. Louis Cardinals
	Darold Clardy, RB	Free Agent	Saskatchewan (CFL)
1986	*Vencie Glenn, DB	2nd Round	New England Patriots
	Jeff Miller, QB	Free Agent	Chicago Bears
	Terry Bell, WR	Free Agent	Montreal (CFL)
	Bobby Boyce, OLB	Free Agent	St. Louis Cardinals
1987	Troy Johnson, LB	Free Agent	New York Jets
	Jeff Rebhan, OL	Free Agent	St. Louis Cardinals
	Mike Simmonds, OL	10th Round	Tampa Bay Buccaneers
	Tim Cunningham, LB	Free Agent	New Orleans Saints
1988	Keith Mullen, DB	Free Agent	Atlanta Falcons
1989	Darrow Ramsey, WR	Free Agent	Saskatchewan (CFL)
1990	Lavent Blaylock, DB	Free Agent	Seattle Seahawks
	Steve Elmlinger, WR	Free Agent	Chicago Bears
1991	Kip Beach, OL	Free Agent	New York Jets
	John Story, WR	Free Agent	Denver Broncos
1992	Anthony Booker, OT	Free Agent	Green Bay Packers
	Doug Dutton, DT	Free Agent	Phoenix Cardinals
	Derrick Franklin, RB	Free Agent	Indianapolis Colts
	Charles Swann, WR	12th Round	New York Giants
1993	Byron Porter, OLB	Free Agent	Shreveport (AFL)
1994	John Bock, C	Free Agent	Buffalo Bills
1995	Dan Brandenburg, DE	7th Round	Buffalo Bills
	Omari Mangrum, OT	Free Agent	Jacksonville Jaguars
	David Wright, RB	Free Agent	Montreal (CFL)
2001	DeJuan Alfonzo, DB	Free Agent	Indianapolis (AFL)
	Sylvester Moore	Free Agent	Montreal (CFL)
2003	Richard Harris, DT	Free Agent	Tennessee Titans
2004	Matt Griebel, OL	Free Agent	Indianapolis Colts
2006	Jamie Petrowski	Free Agent	Tennessee Titans
	LaDrelle Bryant	Free Agent	Calgary (CFL)
2007	Carl Berman	Free Agent	Washington Redskins
2009	Bill McGrath	6th Round	Hamilton Tiger Cats (CFL)
2010	Donye McCleskey	Free Agent	Indianapolis Colts

**BOLD INDICATES ACTIVE IN 2010**





# ALWAYS GLORIOUS ON GAMEDAY

Davis	1898	Effinger, John	1998, 1999, 2000	Fritzinger, Dave	1957, 1958	Guy, Shane	1999, 2000, 2001	Heuser, David	1982, 1983, 1984, 1985
Davis, Carl	1987, 1988	Effner, Mike	1962	Frondorf, Kyle	1986, 1987, 1988	Guy, Wayne	1952, 1953, 1956, 1957	Hickox, Lowell	1965
Davis, Clint	1988, 1989, 1990, 1991	Egberongbe, Ednut	2010	Fujawa, Gil	1959, 1960, 1961	Guy, Dick	1946	Hicks, Chris	1973, 1974, 1975
Davis, David	1990	Egidi, Robert	1989, 1990, 1991, 1992	Fullman, Ron	1974, 1975			Higgins, Mickey	1951
Davis, Glenn	1977	Egloff, Andrew	1990, 1991	Fuoco, Carl	1986			Higgins, Scot	1978
Davis, Jesse	1934, 1935, 1936	Egloff, Matt	1991, 1992, 1993, 1994			<b>H</b>		High, Robert	1994, 1995, 1996, 1997
Davis, Marvin	1988, 1989	Eilers, Mark	1975, 1976, 1977			Hahn, Hank	1976, 1977, 1978	Hightower, Andre	1980
Davis, Nate	1996, 1997	Elizondo, Colby	1987			Hall, Dan	1974, 1975	Hill, B.	1943
Davis, Samuel	1965	Elkins, Bryce	1975, 1976	<b>G</b>		Hall, Matt	1989	Hill, Delmar	1987, 1988, 1989, 1990
Davis, Santino	2009, 2010	Ellar, Don	1954, 1955, 1956, 1957	Gaine, John	1950, 1951, 1952, 1953	Halt, Glen	1971	Hill, Willard	1920, 1921
Davis, Stan	1974	Elliott, Trevor	1998	Gajewski, Matt	1995, 1996, 1997	Hamblet, Craig	1970, 1972	Hilton, Justin	2010
Davis, T.	1943	Ellis, Neil	1970	Galbraith, Dan	1967, 1968, 1969	Hamilton, James	1938	Hilton, Rudy	1946, 1947, 1948
Davis, Wayne	1981, 1982, 1983, 1984	Ellis, Richard	1937, 1938, 1939	Gallatin, Roger	1960, 1961	Hamilton, Rich	1946	Hines, Kenico (Mgr.)	1993, 1994
Davis, Willie	1983, 1984, 1985, 1986	Elmendorf, Byron	1963	Gamen, Gary	1977, 1978	Hamilton, Roland	1986	Hitz, Don	1982, 1983, 1984, 1985
Dawson, Herbert	1981, 1982, 1983, 1984	Elmlinger, Steve	1987, 1988, 1989	Ganaway, Von	1990, 1991, 1992, 1993	Hamilton, Wayne	1977, 1978, 1979, 1980	Hock, Jeff	1975, 1976, 1977, 1978
Dawson, Richard	1981, 1982, 1983, 1984	Elsmore, Craig	1983	Gannon, Dennis	1974, 1975, 1976	Hammons, William	1991, 1992, 1993, 1994	Hoffman, Jacob	1934
Deady, Chad	1990	Elson, Chet	1923, 1925, 1926	Garcia, Tony	1988	Hankenseon, Terry	1965	Hogg, Pierre	1986, 1987
Deahl, William	1935, 1936	Emerson, Solomon	1988, 1989, 1990, 1991	Garrard, Doug	1969, 1970, 1971	Hankins, Darelle	2007	Hoke, Mike	1965, 1966
Deak, Arthur	1965	Endre, Pete	1986, 1987	Garrard, John	1947, 1948	Hanna, Fred	1923	Holland, Babe	1999, 2000, 2023
Deal, George	1956	Engel, Steve	1987, 1988, 1989	Garrard, Stan	1972, 1973, 1974, 1975	Hanna, Mike	1966	Holley, Ryan	1999, 2000, 2023
Deal, Toby	1996, 1997, 1998	Engel, Tom	1977	Gaskew, Bill	1958, 1959, 1960	Hannon, Gerald	1974	Hollingsworth, John	1982
Dean, Kevin	1999, 2000, 2001, 2002	Englehart, Marvin	1943, 1944	Gaskew, Nealon	1954, 1955	Hannum, Max	1931, 1932	Holmes, Bob	1955
DeBaun, Garnett	1946, 1947, 1948	Englehart, Steve	1997, 1998	Gates, J.	2006, 2008, 2009, 2010	Hansen, Don	1945	Holmes, Dennis	1965, 1966
DeBoer, Don	1960, 1961, 1962	English-Malone, Warren	2004, 2005, 2006	Gauer, Larry	1992, 1993, 1994, 1995	Hapner, Scott	1975	Holmes, Howard	1972, 1973, 1974
DeBusseret, Henry	1985, 1986, 1987	Ensminger, Mike	1967, 1969	Gaunt, John	1979, 1980	Harden, Louis	1996	Holok, Craig	1996, 1997
DeCree, Brian	1975, 1976	Erdsman, Walt	1974, 1975	Geffert, Ben	2008, 2009, 2010	Hardman, Bruce	1966	Holok, Jason	1998, 1999, 2000, 2001
Dede, Soso	2001, 2002	Erlenborn, Jack	1945	Gegner, John	1984, 1985, 1986, 1987	Hardy, Mark	1975, 1976, 1977, 1978	Holt, Bob	1958
Dedeaux, Rodney	2006, 2007	Ertel, Keith	1987	Geib, Wally	1961, 1962, 1963	Hardy, Rod	2008, 2009, 2010	Honn	1954
Dedeaux, Russell	2006, 2007, 2008	Ervin, Tom	1904, 1905	Gelling, Jerry	1969, 1970, 1971	Hargis, Bill	1956	Hood, Kyle	1978
Deem, John	1990, 1991, 1992	Espy, Jerry	1962, 1963, 1964	Gennicks, Frank	1928, 1929, 1930	Hargis, Jim	1950	Hooks, Brandon	2003, 2004, 2005, 2006
Del Pietro, John	1988	Etling, John	1949, 1950	Genth, Ryan	1990	Hargro, Bennie	1986	Hopkings, Bob	1980, 1981, 1982
Del Vecchio, John	1946, 1947, 1948	Evans, Adam	1993, 1994, 1995, 1996	George, Craig	1988	Harold, Tom	1972	Hopp, Charlie	1923, 1925, 1926
Delamater, Mark	1978	Evans, Bob	1946, 1947, 1948	George, Ryan	1990	Harper	1901	Hopp, Ken	1985, 1986, 1987, 1988
Delaplaine, Chris	1980, 1981, 1982, 1983	Evelo, John	1958	Georges, Chris	1947, 1948	Harrington, Brian	1989, 1990	Hoppe, Al	1928, 1929
DeLong, Phil	1970, 1971, 1972	Everett, Chad	1985, 1986	Georges, Pete	1987, 1988, 1989, 1990	Harris, Bud	1956	Hopper, Archie	1907
Denaut, Dan	1998, 1999, 2000, 2001	Everett, Jayden	2006, 2008	Geozoff, Don	1957, 1958	Harris, Darryl	1983, 1984, 1985	Hooper, Kyle	2003, 2004, 2005, 2006
Denny, Bill	1968			Gerard, Charles	1939	Harris, Jarret	2004	Hosimer, Duane	1967, 1968, 1969
DeTella, George	1976, 1977, 1978, 1979			Gerdink, Herbert	1943	Harris, Larry	1954, 1955	Houghland, Marv	1952, 1953, 1954, 1955
DeVries, Jeff	1976, 1977	<b>F</b>	1999, 2000	Gerth, Jay	1993, 1994, 1995, 1996	Harris, Luke	2009	Houston, Ed	1989, 1990
Dewey, Steve	1983	Fairley, Dathan	1999, 2000	Gessler, Ray	1971, 1972, 1973	Harris, R.C.	1901, 1902	Howard, Dominic	2006, 2007
Dickerson, Damani	1993, 1994	Fallon, Arthur	1962, 1963, 1964	Getz, Ryan	1990	Harris, Richard	2000, 2001, 2002	Howard, Griff	2004
Dickey, Dan	1979, 1980	Farha, Odeh	2009, 2010	Gibbels, Tim	1992, 1993	Harris, Rickie	1976	Howard, Luke	1983, 1984, 1985, 1986
Dietz, Mike	1973	Farris, Kevin	1988, 1989, 1990	Gilbert, Bob	2000, 2002	Harrison, Bill	1949, 1950	Howes, LeRoy	1949
Dikos, Garrick	2009, 2010	Faubion, Eugene	1938, 1939, 1940	Gilder, William	1983	Harrison, Daryl	1984, 1985, 1986, 1987	Hoxie, Paul	1961
Dill, Phil	1961	Faught, Stewart	1946, 1947, 1948	Gilkey, Bill	1957	Hartman, Jim	1950	Hribar, Mike	1984, 1985, 1986, 1987
Dillon, Bob	1977	Faulkner, Shonda	2006, 2007	Gill, E.	1943	Hartwig, Allen	1981, 1982, 1983, 1984	Hubbard, Byron	1954, 1955
Dillon, Max	1979, 1980, 1981, 1982	Fegley, William	1940	Gilman, Jack	1946, 1947, 1948, 1950	Harvel, Dale	1977, 1978, 1979, 1980	Hubbell, Melvin	1939
Dishmore, Jamie	2000, 2001, 2002	Felger	1898	Gilmore, Brawley	1962	Harvey, Brian	1987, 1988	Huber, H.C.	1902
Distler, Chad	1991, 1992, 1993, 1994	Ferber, Jon	2001, 2002, 2003, 2004	Gilmore, Gary	1978, 1979, 1980, 1981	Harvey, Othniel	2010	Hudson, Bob	1949
Dixon, Henry	1984, 1985	Ferguson, Ralph	1945	Gilmore, Ralph	1934	Hassett, James	1952, 1953	Hudson, Dale	1950
Dobkins, Knute	1943	Ferrari, Ray	1979, 1980	Glanders, Greg	1981, 1982	Hassett, Pat	1950	Huebner, Adam	2003
Dodaro, Will	1977, 1978, 1979	Fessenden, Frank	1933, 1934	Glaspay, Robert	1978	Hatfield, Dave	1964	Huff, Harold	1954, 1955
Donaldson, Dane	1966	Fick, Mike	1971	Glass, Coy	2010	Hatfield, Therral	2004	Huff, Malcolm	1950, 1951
Dorman, Thomas	1925, 1926	Fiedler, Joseph	1964, 1965, 1966	Glenn, Vencie	1982, 1983, 1984, 1985	Haucke	1898	Huffy, Rob	1987, 1988, 1989, 1990
Dorsett, Leighton	1925, 1926	Fields, Forrest	1920, 1921	Gliva, Ronald	1965	Hausenfleck, Harry	1954, 1955, 1956, 1957	Hughes, Mark	1990, 1991, 1992, 1993
Dougherty, Rob	1999, 2000, 2001	Fielecia, Garrett	1964	Gluscic, Gerry	1976, 1977, 1978, 1979	Hauser, Ernie	1973, 1974, 1975	Hughes, Russel	1939, 1940
Douglas, Otho	1898, 1901	Finch, Rolandan	1979	Goda, Tom	1930, 1931	Hawkins, Dan	1975, 1976, 1977, 1978	Humphrey, Delby	1926, 1928, 1929
Dowdell, Charles	2007, 2008	Finnegan, Terry	1971	Godby, Collin	2004, 2005, 2006	Hayes, Bill	1983, 1984, 1985, 1986	Hungerford, Bill	1975
Dowell, Duane	1990	Fischer	1905	Goldner, Larry	1954, 1955	Hayes, Donald	1938	Hunt, Fred	1992, 1993, 1994
Dowler, Demetrius	1990, 1991, 1992	Fiscus, Willard	1926, 1927	Gooden, Doc	2004, 2005	Hayes, Janssen	2007	Hunt, Jack	1954, 1955
Downer, George	1956, 1957	Fisher, Edward	1920, 1921	Goodlett, John	2010	Hayes, Jim	1986, 1987	Hunter	1909
Downey, Earl	1934	Fisher, Lynn	1925	Goodrich, Jon	2006, 2007, 2008	Hayes, Ray	1927, 1928, 1929	Hunter, David	1995, 1996, 1997, 1998
Downing, Bob	1957, 1958, 1959	FitzSimmons, George	1988, 1989, 1990, 1991	Goralczyk, Kevin	1987, 1988, 1989	Hayes, Tracy	1987	Hunter, Jack	1961
Downing, Jay	1983, 1984	Fleet, David	1984, 1985, 1986, 1987	Gordon, Jake	1985	Haywood, Dennis	1972, 1973	Hunter, Kenneth	1935, 1936
Downing, Joe	1982, 1983, 1984, 1985	Fleming, Brent	1985, 1986, 1987, 1988	Gordon, Mike	1946, 1947, 1948	Haynes, Bill	1982, 1983	Hurley, Larry	1974, 1975, 1976
Drake	1898	Foggs, Ed	1978, 1979, 1981, 1982	Gordy, Jim	1983, 1984, 1985, 1986	Haynes, DuJuan	1997	Hurt, Doug	1996, 1997, 1998, 1999
Draper, Bob	1945	Foldenauer, N.	1965	Gossett, Dennis	1986	Hays, Thomas	1963	Hurt, Eric	1982, 1983, 1984
Draper, Kenneth	1930	Foley, Eddie	1979, 1980, 1981	Gourley, Dewey	1949, 1950, 1951	Hazen, J.R.	1943	Hutcherson, Greg	2005, 2006
Drew, Kent	1969, 1970	Foley, Hank	1986	Gradkowski, Bruce	1977	Hebert, Brian	1971, 1972, 1973	Huxel, Jim	1987, 1988, 1989, 1990
Drewry, Chuck	1972, 1973, 1974, 1975	Folta, Fred	1949	Gradkowski, Mark	1977, 1978, 1979, 1980	Hecklinski, Tom	1966, 1967, 1968		
Drumb, Jason	2000, 2001, 2002	Forté, Andre	2003, 2004, 2005	Graham, Marion	1946	Hedstrom, Richard	1964, 1965		
Duenweg, Gene	1931	Foster, Bob	1970, 1971, 1972	Graham, Matthew	1994, 1995, 1996	Heilig, Walter	1962, 1963		
Duke, Matt	2008	Foster, Brian	1976, 1977, 1978	Granda, Joe	1987, 1988, 1989	Hein, Steve	1986, 1987	<b>I</b>	
Duncan, Pat	1983, 1984, 1985, 1986	Foster, Scott	1988, 1989, 1990, 1991	Grantham, John	1952, 1953, 1956	Heins, Bernard	1964, 1965	Ilkin, Tunch	1975, 1976, 1977, 1979
Duncan, Ralph	1961, 1962, 1963	Fouch, Ronnie	2010	Grapler	1934	Hellebusch, Joe	1998, 1999, 2000, 2001	Imel, Grant	1969
Dunkerley, Don	1967, 1968, 1969	Fougerouse, Richard	1960	Graveel, Darren	1986	Helmic, Tom	1957, 1958, 1959	Ingebrigsten, Bjorn	1943, 1947, 1948
Dunlap, Eugene	1954, 1955	Fountain, Steve	1969	Graves, George	1947, 1948, 1949, 1950	Hemingway, Dick	1956, 1957	Ingram, Brian	1985
Dunn, Joe	1994, 1995, 1996, 1997	Fowler, Bill	1925, 1926	Gray	1897	Hemingway, Joe	1954, 1955	Irons, Lethenius	1959, 1960, 1961
Durren, Gene	1945	Fowler, Carl	1978	Gray, Jeramie	2007, 2008, 2009	Hence, Eric	1989, 1990	Irvin, Leroy	1979, 1980, 1981, 1982
Dush, Byron	1931, 1932	Fox, Bernie	1976	Gray, Joe	1926, 1927, 1928, 1929	Hendershot, Jack	1991, 1992, 1993, 1994	Isenstad, Paul	1960
Dutton, Doug	1988, 1989, 1990, 1991	Fox, Sheraton	1998, 1999	Green, Andy	1989	Henderson, Kevin	1983, 1984		
Dwenger, Rick	1982, 1983, 1984	Foy, Ed	1972, 1973	Green, J.	1963	Henderson, Prentice	1992, 1993, 1994, 1995	<b>J</b>	
Dzimiera, Terry	1978, 1979, 1980, 1981	Foys, Ron	1974, 1975, 1976	Green, Ron	1976	Henik, Tom	1951	Jackson, Brian	2006, 2007
		Franklin, Derrick	1988, 1989, 1990, 1991	Greenwood, Ed	1931	Hennelly, Kip	1991, 1992, 1993	Jackson, Bryan	2006
		Franklin, Jason	1994, 1995	Greer, Jim	1964, 1965	Henry, David	1979, 1980	Jackson, Bryant	2005
		Franklin, Wendell	1933, 1938	Greer, Vestal	1989, 1990	Henry, Terry	1998, 1999, 2001	Jackson, Chris	1993
		Frankowiak, Frank	1943, 1946	Gregory, Robbie	1998, 1999, 2000	Henry, T.L.	1985, 1986	Jackson, Don	1977, 1978, 1979
		Frastak, Mark	1978, 1979, 1980, 1981	Griebel, Matthew	2002, 2003	Hensley	1925	Jackson, John	2004, 2005
		Free, C. Omer	1901	Griffith, Bill	1950, 1956	Henson, Harold	1940	Jackson, Kevin	1987, 1988, 1989, 1990
		Freeze, Edgar	1963, 1964, 1965	Griffith, Jack	1952, 1953, 1954, 1955	Henson, Scott	1983	Jackson, Shannon	1996, 1997, 1998, 1999
		Freeze, Joe	1937	Griffith, Jonas	1902	Hermiling, Albert	1923	Jackson, Terry	1988, 1989
		Freije, Dick	1946, 1947, 1948	Griggs, John	1972, 1973, 1975	Herold, Tom	1971, 1972, 1973	Jacobs, Dennis	1981, 1982
		Freitag, Fred	2001, 2002, 2003, 2004	Grimes, John	1964, 1965, 1966, 1967	Herrin, Tim	1991, 1992, 1993, 1994	Jakopin, Paul	1982, 1983, 1984, 1985
		Frenck, Kirk	1978, 1979, 1980	Grimes, Ron	1967, 1969	Herron, Keith	1997, 1998, 1999, 2000	James, Kyle	2003, 2004, 2005, 2006
		Frew, John	1950	Gruber, Wayne	1954, 1955	Hess, Jim	1958	Jamrose, Marty	1960, 1961
		Friedman, Martin	1965, 1966	Gruesser, John	1970	Hess, Justin	2000, 2001	Jarman, Bill	1931
		Friedman, Mike	1970	Guichet, Greg	1979	Hettenback, Charlie	1961, 1962, 1963	Jeffers, Fred	1920, 192





# ALWAYS GLORIOUS ON GAMEDAY

Nugent, Ray	1979	Piepenbrink, Steve	1972	Rhodes, Bill	1986, 1987	Sanders, Rod	1961, 1964, 1965	Sleet, James	1993, 1994, 1995
Nutt, G.	1944	Pierce, Cory	1996, 1997, 1998, 1999	Rhodes, Don	1950	Sanders, Thomas	1965, 1966, 1967	Sloan, Brad	1982
<b>O</b>		Pierce, F.	1944	Ricciardi, D.	1963	Sanderson, Leonard	1974, 1975	Small, Quincy	2010
Obaseki, Ben	2009, 2010	Pierce, J.W.	1898	Rich, Maynard	1950	Sandlin, Ray	1954, 1955	Smircina, Brad	1972
O'Dell, Charles		Piercy, Scott	1980, 1981, 1982	Richard, Reggie	1970, 1971, 1972	Sanford, Bob	1945	Smith	1904
O'Keefe, John	1950	Pierson, Rocky	1930, 1931	Richard, Rudolph	1984, 1985, 1986	Sapp, Chris	1998, 1999, 2000, 2001	Smith, Andrew	1977, 1978
O'Leary, Chuck	1970	Pigg, Henry	1937, 1938	Richards, Keith	1997, 1998	Sargent, A.	1943	Smith, Jerry	1966, 1968
O'Leary, Jim	1937	Pikowitz, Dave	1974, 1975	Richards, R.	1944	Sark, Earl	1952, 1953	Smith, John	1978
O'Neal, Darren	1984, 1985, 1986, 1987	Pillow, Chris	2001, 2002, 2003	Richardson, Darnell	1992, 1993	Sartor, Rip	1928, 1929	Smith, Keeman	1978
O'Neill, Tom	1985, 1986	Pinckney, Elvin	1971	Richardson, Owen	1947, 1948	Saunders, Duane	1974, 1975, 1976	Smith, Ken	1984
O'Rourke, Joe	1946, 1950	Pitchkites, Frank	1952, 1953	Richeson, Robert	1940	Scally, Larry	1993, 1994, 1995, 1996	Smith, Kenny	2010
Oberle, Dave	1969	Pitts, Homer	1939, 1940	Rickard, Gary	1963	Schaeffer, Dave	1951, 1952, 1953	Smith, Kirk	1978
Odle, Zach	2004, 2005, 2006, 2007	Plesha, Denny	1962	Riddle, Ed	1973, 1974, 1975, 1976	Schepers, Linus	1982, 1983, 1984, 1985	Smith, Marvin	1978, 1979, 1980
Ogle	1897	Plew, Wayne	1932	Rider, John	1943	Schied, Ray	1952, 1953	Smith, Mike	1968
Ogle, Terry	1967, 1968	Pochatko, Greg	1974, 1975, 1977	Ridley, Melvin	1997, 1998	Schied, Roy	1952, 1953	Smith, Mike	1985, 1986, 1987, 1988
Oglesby, Steve	1968	Pokrajac, Pete	1974, 1975, 1977	Riley, Craig	1972, 1973, 1974	Schiff, Jake	2003, 2004	Smith, Mike	2009, 2010
Olah, Louis	1961	Poole, Barney	1957	Riley, Kelvin	1975, 1976	Schmid, Steve	1967, 1968, 1969	Smith, Smith	2008
Oldham, Eric	1974, 1975	Poole, Edgar	1954, 1955, 1956	Riley, Scott	1963, 1964, 1965	Schmidt, Ben	2004, 2005, 2006	Smith, Quentin	1939
Olson, Elmer	1973	Pope, Donald	1962, 1963, 1964	Riley, Tanner	2009, 2010	Schmidt, Chris	2004	Smith, R.E.	1944
Opplle, K.	1964	Pope, Jon	1961, 1962, 1963	Riston, Leonard	2010	Schmidt, Doyle	1954, 1955	Smith, Roger	1986
Oprisu, Nick	1943, 1944	Porter	1901	Ritter, Richard	1999, 2000, 2001	Schmidt, Ken	1969, 1970, 1971	Smith, Ron	1967, 1968, 1969
Orlando, Charles	1988, 1989, 1990, 1991	Porter, Byron	1991, 1992	Rizzo, Kyle	1991, 1993, 1994	Schmidt, Rhett	1985, 1986, 1987, 1988	Smith, Ron	1986, 1988
Osborn, Dan	1989, 1990, 1991, 1992	Porter, Rodney	1986, 1987, 1988, 1989	Roach, Jack	1938	Schmidt, Thad	1984, 1985, 1986, 1987	Smith, Shelby	2005
Osborn, Steve	1959, 1960, 1961	Poss, Bob	1970, 1971, 1972	Roadruck, Paul	1926	Schmitke, Calvin	2008	Smith, Spencer	1990
Osborne, Haskell	1920, 1921	Postell, Jesse (Filmer)	1993	Robbins, Fletcher	1926, 1927, 1928, 1929	Schmutte, Brian	1997, 1998, 1999	Smith, Willie	1963, 1964, 1965
Osborne, Mike	1981, 1982, 1983	Potter, Corey	1986, 1987	Robbs, Lloyd	1959, 1960, 1961	Schneider, Jeff	1976, 1977, 1978, 1979	Smith, Ronnie	1952, 1953
Osburn, George	1937	Potter, Gary	1982	Roberts, Eric	1984, 1985, 1986	Schnieber, Bret	1993	Smutney, Mike	1971, 1972, 1973
Osterfeld, Mike	1976	Potter, Jason	1993, 1994, 1995, 1996	Roberts, Harvey	1949	Schone, Evan	1982, 1983, 1984, 1985	Snaden, David	1985
Ousley, Scott	1998, 1999, 2000	Powers, Orin	1909	Roberts, Herb	1955	Schott, Chris	1989, 1990	Snaden, Ron	1986
Overman, Dan	1972	Prater, Paul	1983, 1984	Roberts, Herm	1954	Schrink, Kyle	1987, 1988	Snell, Jack	1951
Overton, Ron	1966, 1967, 1968	Pratt, Mike	1976	Roberts, Mike	2006	Schroeder, Matt	1986	Snow, Kenneth	1934, 1935, 1936
Owens, Bob	1952, 1953	Price, Brandon	1999	Roberts, Ryan	2008, 2009, 2010	Schultz, Jim	1977, 1978	Sommer, Tim	2000, 2001
Owens, LaShone	1986	Price, John	1943	Robertson, Ace	1996, 1997	Schultze, Carl	1933	Sommerville, Paul	1982
Owens, Roger	1971	Price, Rafael	2005, 2006, 2007	Robertson, Buddy	1971, 1973	Schurenberg, Carl	1945	Sopp, Sam	1954, 1955
<b>P</b>		Proctor, Bob	1971, 1972, 1973	Robertson, Cecil	1943	Schwab, Robert	1938	Sorenson, Clarence	1945
Pacatte, Ed	1932, 1933, 1934	Proctor, Sumner	1949	Robertson, Eddie	1951, 1952, 1953	Schwaba, Lee	1973	Sotak, Mike	1972, 1973, 1974, 1975, 1976
Pack, Joe	1932, 1933, 1934	Prokle, John	1927	Robinson, Anthony	2004, 2005	Schwander, Rich	1977	Souders, Jeremy	1987
Pae, Tom	1990	Propst, Jeff	1987, 1988, 1989, 1990	Robinson, Brandon	2003	Schwankl, Richard	1944	Sparks, Ray	1926, 1927
Pagani, Clair	1969	Pruett, Bill	1950	Robinson, Derek	1999	Schwing, Brad	1994, 1995, 1996	Spence, Freddie	1931, 1932, 1933
Page, Art	1959	Pruitt, Shawn	1989, 1990	Robinson, Donald	1944	Scott, Jordan	2009, 2010	Spencer, Chris	1994
Page, Gary	1963, 1964, 1965	Pryor, Antonio	1996, 1997, 1998	Robinson, Donald	1984, 1985	Scott, Josh	2010	Spencer, Fred	1902, 1904, 1907
Pahls, David	1991	Puckett, Orville	1920, 1921	Robinson, Ed	1988, 1989, 1990	Scott, Louis	1950, 1951, 1952, 1953	Spielsinger, Stephen	1965
Paige, Spencer	1930, 1931	Pugh, Fred	1946	Robinson, Elroy	1975	Scott, Quinton	2007, 2008	Spillers, Henry	1987
Painter, Dillon	2009, 2010	Purcell, Boots	1930, 1931	Robinson, Eric	1979, 1980, 1981, 1982	Seaphus, Walter	1979, 1980, 1981, 1982	Spindler	1902
Papp, David	1994, 1995	Purkey, Jeff	1986, 1987, 1988, 1989	Robinson, Jerimy	2006, 2007	Seaton, Milton	1986, 1987, 1988, 1989	Spisak, Elmer	1939
Papp, Alex	1951	Puryear, Doug	1991, 1992, 1993	Robinson, Robbie	1987	Secrest, Leon	1937, 1938	Spradley, John	1978, 1979, 1981, 1982
Parker, John	1926	Pychinka, Bob	1964, 1965, 1966	Robison, Jim	1975	Seider, Jay	1967, 1969	Spring, Bill	1967
Parker, John	1950, 1951	Pychinka, Dennis	1971	Roccia, Charles	1934	Selge, Paul	1940	Sprinkle, Dale	1975
Parker, John	1989	<b>Q</b>		Roe, Bob	1949, 1950	Seliger, Matt	2008, 2009, 2010	Spruill, Carl	1975, 1976, 1977, 1978, 1979
Parker, Mike	1989	Quaglio, Eric	2003, 2004	Rogers, Ben	2000	Selvis, J.	1964	Stafford, Tyler	2010
Parker, Robert	1960	Quarles, Fred	2002, 2003, 2004	Rogers, Eric	1989	Selvia, Tim	1985	Stallings, Bryan	2001
Parkhurst, Dave	1966, 1967, 1968	Quick, Dan	1987, 1988, 1989	Rohr, R.	1943	Semrcina, Brad	1973	Stanbaugh, Glenn	1926
Parmeter, Adam	1998, 1999, 2000, 2001	<b>R</b>		Roloff, Elwood	1947, 1948	Sessions, J.	1963	Stanford, Chuck	1983, 1984, 1985, 1986
Parrett, Tom	1967	Radzis, Bob	1973, 1974, 1975, 1976	Roman, Don	1961	Sessum, Jared	1998, 1999, 2000	Stanfield, Steve	1972, 1973, 1974
Pastwater, Casey	2009, 2010	Rajchel, Eugene	1952, 1953	Roman, Ramon (Turk)	1958, 1959, 1960	Sevald, Stu	1984, 1985, 1986, 1987	Stanifer, Larry	1989, 1990
Patnoude, Phil	1981	Ralston, George	1969	Romanyk, Michael	1938	Sewall, Alex	2008, 2009, 2010	Stankowski, Joe	1991
Patrick, Ryan	2007, 2008	Ralston, Ryan	2000	Roos, Vick	1962	Shackelford, Bernard	1988, 1989	Stanton, Howard	1925
Pattee, Bob	1969, 1970, 1971, 1972	Ramberg, Mark	1978	Rose, Art	1954, 1955, 1956	Shadley, Delbert	1933	Starewicz, Doug	1966, 1967, 1968
Pattee, Harry	1972	Rambis, Bill	1954, 1955	Rosenow, Jared	2004, 2005	Shaffer, Brad	1991	Starr, Willie	1977
Patterson, Bucky	1958	Rambis, Mike	1954, 1955	Roshel, Jim	1990	Shaffer, Craig	1978, 1979, 1980, 1981	Statz, John	1970, 1971
Patterson, Ed	1951	Ramsey, Darrow	1988, 1989	Roskoski, Gary	1972	Shannon, Mike	1978, 1979, 1980	Staugh, Fred	2004, 2005, 2006
Patterson, George	1984, 1986	Ramsey, Kevin	1980, 1981, 1982, 1983	Ross, Dan	1961, 1962	Sharbaugh, David	1989, 1990, 1991, 1992	Steaely, George	1944
Patterson, Roy	1977	Ransberger, Dan	1956, 1957, 1958	Ross, J.	1964	Sharkey, Mike	1972, 1973, 1974, 1975	Steckler, Ben	2004
Patton, Charles	1954, 1955	Rathman, Stu	1989, 1990	Rourke, William	1954	Sharpe, Roy	1907, 1909	Steiner, Bob	1972, 1973, 1974
Patton, Pat	1945	Reader, Dean	1981, 1982, 1983, 1984	Rowe, George	1907	Shassere, Bill	1959, 1960, 1961	Stellern, Joe	1979, 1980
Patton, Robert	1988, 1989, 1990, 1991	Rebhan, Jeff	1986	Royal, George	1962	Shaughnessy, Jim	1969, 1970, 1971	Stephenson, Andy	1990
Patz, Don	1952, 1953, 1954, 1955	Redmon, Ramon	1944	Ruck, Ed	1957, 1958	Shaw, Aris	2006	Stepp, Terry	1961, 1962, 1963
Payne, Randy	1966, 1967	Redwine, Bernard	1991, 1992, 1993	Rudolph, Jeffrey	1965, 1966, 1967	Shaw, Glenn	1982	Sterling, Tom	1930
Payne, Rick	1982	Redwine, Milton Jr.	2008, 2009, 2010	Rudolph, Lynn	1960	Shaw, James	1961	Stevens, Loren	1935, 1936
Payne, Ronald	1964	Reece, Julian	2001, 2002	Ruffin, Eddie	1978, 1979, 1980, 1981	Sheckles, Ron	1969, 1970, 1971	Stewart, Brad	1985, 1986, 1987
Peak, Kenny	1952, 1953	Reed, Byford	1949	Rumpza, Jim	1954, 1955	Sheehan, Joe	1966	Stewart, Tracy	1983, 1984, 1985, 1986
Pearre, Dave	1974, 1975, 1976	Reeder, T.	1964	Runnion, Pat	1976, 1977	Sheets, Lawrence	1931, 1932	Stidham, Aaron	1994
Pearsey, Dal	1928, 1929	Reedy, Clarence	1962, 1963, 1964	Rupsis, Charles	1968	Sheldon, Brett	2010	Stimac, Emmett	1956, 1957, 1958
Peck, Robert	1991, 1992, 1993, 1994	Reedy, Jade (Mgr.)	1992, 1993, 1994	Rusch, Dustin	1993, 1994	Shelt, J.R.	1990	Stimmel, David	1965
Pegues, Rick	1981	Reese, Courtney	2004	Rushing, Caesar	1981, 1982	Shelton, Ledell	1979, 1980	Stirling, Tom	1931
Peifer, Daniel	1959	Reese, Julian	2001, 2002	Rusk, Ed	1957, 1958	Shepherd, Fred	1928, 1929, 1930	Stites, John	1987, 1988, 1989, 1990
Pelkki, John	1975	Reese, Randy	1973, 1974	Rusk, Fred	1957, 1958, 1959	Shields, Jake	2001, 2002, 2003, 2004	Stock, Bernie	1960
Pellegrini, Norm	1967, 1968, 1969	Regal, Steve	1971	Rusnak, Mike	1969	Shockley, Gerald	1991	Stockberger, Gerald	1964
Pence, Brandon	2007, 2008	Reichard, Kevin	1985	Russell, Bill	1950	Shoemaker, Roger	1944	Stoker, Brandon	1996
Pendleton, Bill	1969	Reichert, Bill	1956	Russell, Mike	1967, 1968, 1969	Short, Bob	1946	Stokes, Prenny	2004, 2005, 2006, 2007
Pendleton, Tracey	1994, 1995, 1996, 1997	Reichrath, Norbert	1940	Russell, Vaughn	1920	Short, Michael	1965	Stone, Mike	1976
Penick, Scott	2003	Reid, Mich	1993, 1994, 1995, 1996	Rutherford, Mike	1975, 1976, 1977, 1978	Shott, Eric	1989	Stonehart, Al	1928, 1929, 1930
Penn, Butch	1967, 1968, 1969	Rems, Kevin	1987, 1988, 1989	Ryan, Richard	1965	Shouse, Bob	1935, 1936, 1937	Story, John	1988, 1989, 1990
Pepelea, Gary	1965	Remter, David	1995, 1996, 1997	<b>S</b>		Shouse, Earl	1933, 1934, 1935, 1936	Stover, Michael	1964, 1965
Perkins, Leonard	1962	Remus, Curt	1967, 1969	Saar, Bob	1945	Signars, Tommy	2001, 2002	Streeter, Al	1967
Perry, Donyel	1987	Renn, Rich	1946, 1949	Sahm, John	1985, 1986, 1987, 1989	Sike, Mark	1985, 1986, 1987, 1988	Stroud, Fred	1986, 1987, 1988, 1989
Pesavento, John	1960, 1962	Rensing, Fred	1975	Sajko, Stan	1946, 1947, 1948	Silvers, Charles	1907	Strutz, Marty	1978, 1979
Peterson, Harold	1947, 1948	Reschan, Ray	1946, 1947, 1948	Sakalares, Bill	1949, 1954, 1955	Simmonds, Mike	1983, 1984, 1985, 1986	Stubbins, Marcus	1978
Petrick, George	1938	Rescorla, C.	1944	Sallay, George	1950	Simmons, Anthony	1975, 1976, 1977	Stubblefield, Joel	2004
Petrovski, Jamie	2002, 2003, 2004, 2005	Resnic, Jim	1974, 1975, 1976	Sampson, Martuan	2004, 2005	Simon, Clayton	1945	Stuck, Timothy	19

# ALWAYS GLORIOUS ON GAMEDAY



Surdy, Jerry	1968, 1969
Suriano, Tony	1975, 1976, 1977
Sutch, Jim	1954, 1955, 1956, 1957
Sutter, Phil	1979
Suttle, Woodrow	1937, 1938
Sutton, Joe	1963
Suzich, Rudy	1978, 1979, 1980, 1981
Swain, Ken	1966
Swann, Charles	1989, 1990, 1991
Swanson, Tim	1987, 1988, 1989, 1990
Swart, Larry	1981, 1982
Swartzendruber, Sid	1998, 1999, 2000, 2001
Sweatt, Larry	1958, 1959
Swift, Ray	1950, 1951
Sydorowicz, Jerry	1982, 1983
Szczekowski, Larry	1968, 1969, 1970
<b>T</b>	
Tague, Doyne	1950
Takacs, Bill	1957
Taylor	1923
Taylor, Jared	2000
Teague, Darrell	1974
Teaney, John	1927, 1928, 1929
Teany, Ned	1930, 1931
Teefey, Pat	1973, 1974, 1975
Teegarden, Dennis	1979, 1980, 1982
Teegarden, Phil	1956, 1957
Terrell, Paul	1938, 1940
Terrell, Scott	1979, 1980
Tharp, Virgil	1999, 2000
Theno, Kurt	1983
Thomas, Alexander	2005, 2006, 2007
Thomas, Brad	1988
Thomas, Calvin	1997, 1998, 1999, 2000
Thomas, Clayton	1940
Thomas, Elliott	2006, 2007, 2009
Thomas, Frank	1901
Thomas, Frank	1978
Thomas, Jackie	1978
Thomas, John	1972
Thomas, Kyle	1996, 1997, 1998
Thompson	1897
Thompson, Jerry	1977, 1978, 1979, 1980
Thompson, Larry	2002, 2003
Thompson, Pete	1968, 1969, 1970
Thompson, Tom	1970, 1971, 1972
Thorgren, Ernie	1939
Thornton, Ralph	1954, 1955
Thorpe, Mike	2004, 2005, 2006
Thyen, John	1959, 1960, 1961
Tipton, Elden	1939, 1940
Tompkins, Ben	2003
Toney, Kyle	2007, 2008, 2009
Tonkovich, Terry	1972
Topping, Dave	1954, 1955, 1956, 1957
Torch, Mike	1974, 1975, 1976
Totin, Pete	1973, 1974, 1975
Totty, Troy	1959, 1960
Touchton, Lowell	1969
Towalid, Johnny	2010
Trabue, Roderic	1962, 1963
Travers, Dave	1971, 1972, 1973
Trench, Norm	1958, 1960
Tripp, Dwight	1978, 1979, 1980, 1981
Truitt, John	1964, 1965, 1966
Tryon, Bob	1951
Tubbs, Courtland	1995, 1996
Tucker, Darren	1982, 1983
Tudor, Maurice	1923
Turich, Donald	1963
Turner, Bob	1969, 1970, 1971
Turner, Harry	1975, 1976, 1977
Turner, Ivory	1980
Turner, Jawann	2006, 2007
Turner, Justin	2007
Turner, Steve	1972, 1973, 1974
Turpin, Raymond	1933
Turpin, Wayne	1946
Tuttle, Charles	1938, 1939, 1940
Tuttle, Patrick	1962, 1963, 1964
Tuttle, Roger	1975, 1976, 1977
Tuttle, Tom	1958, 1959, 1960
Tyler, Arnold	1940
Tyler, Emmitt	1963, 1964, 1965
Tyler, Glenn	1951, 1952, 1953, 1954, 1955
Tyree, Bob	1979, 1980, 1981, 1982

<b>U</b>	
Uccellini, Carl	1983, 1984, 1985, 1986
Ullyse, CJ	2010
Ulrich, Jim	1990, 1991, 1992
Umphress, Wiley	1982
Untulis, Charles	1931, 1932, 1933
Unverferth, Ernst	1909
Upchurch, Nick	1970
Urankar, Nick	2003, 2004, 2005, 2006

<b>V</b>	
Vaccaro, Charlie	1971
Vactor, Tony	1987, 1988
Vallejo, Greg	2002, 2003, 2004, 2005
VanArsdale, Dick	1956
Vance, Mike	1969, 1970, 1971
Vandenbender, John	1972, 1973
Vanderbosch, John	1982, 1983
Vandercook, Bill	1961
Vandercook, Dave	1976, 1977, 1978
Vandersteen, Ernie	1978
Vandover	1904
Vargo, Steve	1951
Varnadore, Corey	2007, 2008
Vaughn, Russell	1921, 1923
Vaughn, Donald	1935, 1936
Verdun, Brad	1981, 1982, 1983, 1984
Vertor, Jack	1952, 1953
Villegas, Henry	1988
Vinson, Jim	1945
Vogel, Adam	2001, 2002, 2003, 2004
Vogel, Kenneth	1937, 1938
Vokish, Ray	1969, 1970, 1971
Voorhis, Roger	1970, 1971, 1972
Voss, Steve	1983
Vrabel, Don	1951, 1952, 1953
Vrabel, Jim	1951
Vransevich, Ron	1966, 1967
Vrtis, Vince	1978

<b>W</b>	
Wade	1901
Wade, Frank	1930
Wafzig, Paul	1985, 1986, 1987, 1988
Wagner	1897
Wagner, Scott	1978
Wakefield, Bob	1960
Walder, Verbie	1968, 1969
Walker, Bill	1951, 1952, 1953
Walker, Greg	1963
Walker, Kenyatta	1997, 1998, 1999
Walker, Kevin	1996
Walker, Phil	2010
Wall, W.	1944
Wallace, Leland	1951
Wallace, Quincy	2001, 2002, 2003, 2004
Wallace, Ray	1986, 1987, 1988, 1989
Walloch, Dave	1975, 1976
Walls, Charles	1984, 1985, 1986, 1987
Walter, John	1969, 1970, 1971
Walters, Gary	1963, 1964, 1965
Wamback, Ronald	1951
Wampler, Fred	1928, 1929
Ward, Al	1985
Ward, Keith	1981, 1982, 1983, 1984
Warner, Donnie	1978, 1979, 1980
Warner, Irvin	1901, 1902
Warren, Hershall	1939
Warren, Rip	1973, 1974, 1975
Warrenburg, Jim	1943

Washburn, Douglas	1944
Washington, Greg	1975, 1976, 1977
Washington, Jacobly	2009, 2010
Washington, Zack	1977, 1978, 1979, 1980
Wasiak, Greg	1998
Watkins, David	1984
Watson, Matt	1999
Watson, Ron	1969, 1970
Waugh, Jim	1956, 1957, 1958
Wayhart, John	1977, 1978, 1979, 1980
Waymire, Ron	1954, 1955
Weakley, Maurice	1993, 1994
Weatherby, Kevin	1975, 1976, 1977
Weatherwax	1904, 1905
Webb, Edgar	1905
Webb, Wally	1958, 1959, 1960
Weber, Jim	1988, 1989, 1990
Weber, Willie	1977, 1978
Weddington, Malcome	1962
Weddles, Max	1935, 1936
Weddle, Wayne	1935, 1936, 1937
Weeder, D.	1964
Wegrich, Donald	1940
Wegrich, Ohmer (Troy)	1936
Wegorich, Toby	1935, 1937
Wellman, Will	1901
Werneke, Al	1956, 1957
Werner, Tom	1985, 1986, 1987, 1988
Wernz, Eugene	1934
West, Frank	1961
West, Richard	1954, 1955
West, Tony	2006, 2007
West, Tracy	1986
Wetzel	1925
Wey, Harry	1931, 1932
Wey, Herbert	1934, 1935, 1936
Wey, Woodrow	1938, 1939
Whipple, Sam	1990, 1991, 1992
Whitaker, Brad	1985, 1986, 1987, 1988
Whitaker, Herschel	1909
Whitaker, Tom	1987, 1988
White, Darnell	1986, 1987, 1988, 1989
White, John	1984
White, Nate	2008
White, Torren	1993, 1994
White, William	1988, 1989
Whiten, Sean	1979, 1980, 1981, 1982
Whitkemper, Roger	1982
Whitmer, Jack	1947, 1948
Wiese, Marque	1996, 1997
Wilbur, Bob	1954, 1955, 1956
Wilcox, Lawton	1956
Wildman, Kevin	2004
Wilk, Frank	1951
Wilkinson, Dennis	1974, 1975, 1976
Wilkins, Maurice	1991
Will, Scott	1984, 1985
Willett, Perry	1980, 1981, 1982, 1983
Williams, Anthony	1997
Williams, Bob	1967, 1969
Williams, Bruce	2003

Williams, Chuck	1973, 1974, 1975
Williams, Cordell	2003
Williams, Danny	1985
Williams, Derek	1985, 1986
Williams, Derrick	2004, 2005
Williams, Felix	1990
Williams, Hugh	1986
Williams, J.C.	1990
Williams, Jerry	1972, 1973, 1974
Williams, Lee	1989
Williams, Melvin	1996, 1997
Williams, Moyese	1961, 1962, 1963
Williams, Nate	2008
Williams, Perry	1990
Williams, Randy	1976
Williams, Roy	1931, 1932
Williams, Stuart	2002, 2003, 2004
Williams, Tyler	2008, 2009
Willis, Fred	1925, 1927
Willis, Red	1928, 1929
Wilmore, John	1952, 1953
Wilson	1898
Wilson, Bill	1952, 1953
Wilson, Chris	1995, 1996, 1997
Wilson, Delmar	1926
Wilson, Gene	1957, 1958, 1959
Wilson, John	1995, 1996, 1997
Wilson, K.C.	2007
Wilson, Kevin	2006, 2007, 2008
Wilson, Kirk	1978, 1979, 1980, 1981
Wilson, Marcus	1987, 1988, 1989, 1990
Wilson, Michael	1990, 1991, 1992, 1993
Wilson, Nichi	1975, 1976, 1977
Wilson, Pete	1934
Wilson, Scott	1991, 1992
Wilson, Wesley	1991, 1992
Wilson, Willie	1987, 1988, 1989
Winborn, Leonard	1983, 1984, 1985, 1986
Winger, Matt	2004, 2005, 2006, 2007
Winters, Harry	1920, 1921
Wintin, Walt	1954, 1955
Witherby, Sam	1967
Witske, Lawrence	1931, 1932
Wleklenski, Joe	1945
Wolcott, J.	1944
Wolfe, Ben	1993, 1994
Wood	1925
Wood, Jesse	1909
Wood, Justin	2009, 2010
Woodard, Harry	1939, 1940
Woodard, Loren	1949
Woodard, Vinton	1935, 1936
Woodason, Tom	1982, 1983
Woodbury, Richard	1965
Woods, Larry	1976
Woods, Mike	2005, 2006, 2007, 2009
Woolsey, Max	1945, 1946, 1947, 1948
Workman, Arv	1950
Workman, Kendall	1937
Worman, Russell	1966, 1967
Worrall, Stan	1967, 1968, 1969

Worrell, Bill	1954, 1955, 1956, 1957
Worthington, Gary	1966
Wozniak, Austin	2009
Wozniak, John	1981
Wright, David	1992, 1993, 1994
Wright, David	2006
Wright, Don	1964, 1965, 1966
Wright, Edwin	1925
Wright, Jesse	2008, 2009
Wright, John	1994
Wright, Marques	2002
Wright, Robert	1920, 1921
Wynn, Mike	1977
<b>Y</b>	
Yarbrough, Ray	1952, 1953
Yeakey, Chris	1985
Yoder, Carter	1990
Yogan, John	1972, 1973, 1974
Yost, Bob	1974, 1975, 1976
Yost, Dennis	1969
Young, Anthony	2002
Young, Howard	1945
Young, Lawrence	2008, 2009, 2010
Young, Shawn	1989, 1990
<b>Z</b>	
Zarndt, Carl	1959, 1960, 1962
Zdrojewski, Mike	1983, 1984, 1985, 1986
Zechiel, Chet	1902, 1905
Zeiser, Paul	1976, 1977, 1978
Zellar, Ernest	1930, 1931, 1932
Zemlock, Don	1931
Zetterberg	1902
Zinski, Barry	1967, 1968
Zlotnik, Maurey	1937, 1938
Zoph, Eric	1982, 1983
Zubeck, David	1983
Zuk, Ron	1956, 1957

The names listed above were compiled from team pictures appearing in the Indiana State University Sycamore yearbooks prior to 1992. Names listed after 1992 represent letterwinners only.

Please direct any additional information or questions to the Indiana State Athletics Media Relations Office.



The largest crowd to ever witness an Indiana State football game was 74,119 at Memorial Stadium in Norman, Okla., against the Oklahoma Sooners. The historic game was played on Sept. 11, 1999.



## Total Offense

### OFFENSIVE PLAYS

#### **Most Offensive Plays, Career**

1,425 Jeff Miller (7,559 yards), 1982-85

#### **Most Offensive Plays, Season**

547 Blayne Baggett (2,814 yards), 2005

#### **Most Offensive Plays, Game**

66 Jeff Miller (269 yards) vs. Illinois State, Nov. 16, 1985  
Blayne Baggett (294 yards), at Murray St., Sept. 17, 2005

### TOTAL YARDS

#### **Most Total Offensive Yards, Career**

7,559 Jeff Miller (1,425 plays), 1982-85

#### **Most Total Offensive Yards, Season**

2,814 Blayne Baggett (547 plays), 2005

#### **Most Total Offensive Yards, Game**

416 Blayne Baggett at Missouri St., (58 plays), Oct. 29, 2005

## Rushing

### ATTEMPTS

#### **Most Rushing Attempts, Career**

832 Vincent Allen (4,335 yards), 1973-77

#### **Most Rushing Attempts, Season**

318 Derrick Franklin (1,505 yards), 1991

#### **Most Rushing Attempts, Game**

43 Milt Allen vs. Butler, 1971  
Derrick Franklin vs. Illinois State (167 yards), Nov. 3, 1990

### NET YARDS RUSHING

#### **Most Rushing Yards, Career**

4,335 Vincent Allen (832 att.), 1973-77

#### **Most Rushing Yards, Season**

1,505 Derrick Franklin (318 att.), 1991

#### **Most Rushing Yards, Game**

253 Derrick Franklin (28 att.) vs. Murray State, 1990

### AVERAGE YARDS PER ATTEMPT

**Best Average Per Rushing Attempt, Career (min. 200)**

5.33 David Wright (784/4,181), 1992-95

**Best Average Per Rushing Attempt, Season (min. 100)**

6.35 Vincent Allen (161/1,022), 1975

### 100-YARD RUSHING GAMES

#### **Most 100-Yard Rushing Games, Career**

26 Vincent Allen, 1973-77

#### **Most 100-Yard Rushing Games, Season**

10 Derrick Franklin, 1991

#### **Most Consecutive 100-Yard Rushing Games, Career**

14 Vincent Allen, 1973-74

## Passing

### ATTEMPTS

#### **Most Passes Attempted, Career**

1,016 Jeff Miller (555 comp.), 1982-85

#### **Most Passes Attempted, Season**

473 Blayne Baggett (284 comp.), 2005

#### **Most Passes Attempted, Game**

58 Blayne Baggett at Murray State (33 comp.), Sept. 17, 2005

### PASS COMPLETIONS

#### **Most Pass Completions, Career**

555 Jeff Miller (1,016 att.), 1982-85

#### **Most Pass Completions, Season**

284 Blayne Baggett (473 att.), 2005

#### **Most Pass Completions, Game**

33 Blayne Baggett at Murray State (58 att.), Sept. 17, 2005

### INTERCEPTIONS

#### **Most Interceptions Thrown, Career**

46 Reggie Allen, 1978-81

#### **Most Interceptions Thrown, Season**

18 John Stites, 1990

#### **Most Interceptions Thrown, Game**

6 Reggie Allen vs. Tulsa, Nov. 8, 1980

### NET PASSING YARDS

#### **Most Passing Yards, Career**

6,448 Jeff Miller (555/1,016), 1982-85

#### **Most Passing Yards, Season**

2,741 Blayne Baggett (284/473), 2005

#### **Most Passing Yards, Game**

396 Blayne Baggett, at Missouri St., (32/48), Oct. 29, 2005

### COMPLETION PERCENTAGE

#### **Highest Completion Percentage, Career (min. 100 comp.)**

.600 Blayne Baggett (284/473), 2005

#### **Highest Completion Percentage, Season (min. 75 comp.)**

.600 Blayne Baggett (284/473), 2005

#### **Highest Completion Percentage, Game (min. 10 comp.)**

.882 *Ronnie Fouch (15/17) vs. Quincy, Oct. 2, 2010*

### TOUCHDOWN PASSES

#### **Most Touchdown Passes, Career**

40 Jeff Miller, 1982-85

#### **Most Touchdown Passes, Season**

20 *Ronnie Fouch, 2010*

#### **Most Touchdown Passes, Game**

5 Jeff Miller vs. Western Illinois, Oct. 19, 1985

### CONSECUTIVE COMPLETIONS

#### **Most Consecutive Completions, Game**

11 Jeff Miller (117 yards) vs. W. Illinois, Oct. 19, 1985

## Receiving

### RECEPTIONS

#### **Most Receptions, Career**

196 Sam Logan (2,385 yards), 2003-2006

#### **Most Receptions, Season**

77 Sam Logan (849 yards), 2005

#### **Most Receptions, Game**

17 Sam Logan (151 yards) at Murray State, Sept. 17, 2005

#### **Most Consecutive Games with a Reception**

20 Bryant Kent, 2009-10

### YARDS

#### **Most Receiving Yards, Career**

2,385 Sam Logan (196 rec.), 2003-06

#### **Most Receiving Yards, Season**

1,071 Steve Elmlinger (51 rec.), 1988

#### **Most Receiving Yards, Game**

319 Bill Griffith vs. Evansville, 1955

### AVERAGE YARDS PER RECEPTION

#### **Most Yards Per Reception Avg., Career (min. 40)**

20.0 Kirk Wilson (84-1,679), 1978-81

#### **Most Yards Per Reception Avg., Season (min. 20)**

22.0 Kirk Wilson (25-550), 1979

### TOUCHDOWN RECEPTIONS

#### **Most Touchdown Receptions, Career**

15 Joe Downing, 1982-85

#### **Most Touchdown Receptions, Season**

8 Steve Schmid, 1968

#### **Most Touchdown Receptions, Game**

3 Chris Johnson vs. Illinois State, Oct. 18, 1986



**Tom Allison**

Demetrius Dowler vs. Northern Iowa, Nov. 9, 1991  
James Braden at Missouri State Oct. 20, 2001

## All Purpose

### ALL-PURPOSE PLAYS

#### **Most All-Purpose Plays, Career**

940 Vincent Allen (5,435 yards), 1973-77

#### **Most All-Purpose Plays, Season**

320 Derrick Franklin (1,519 yards), 1991

### TOTAL NET YARDS

#### **Most All-Purpose Yards Gained, Career**

5,435 Vincent Allen (940 plays), 1973-77

#### **Most All-Purpose Yards Gained, Season**

2,014 David Wright (254 plays), 1992

### AVERAGE YARDS PER PLAY

#### **Most Yards Per Play Average, Career (min. 300)**

5.78 Vincent Allen (940/5,435), 1973-77

#### **Most Yards Per Play Average, Season (min. 150)**

7.93 David Wright (254/2,014), 1992

## Scoring

### POINTS SCORED

#### **Most Points Scored, Career**

221 Kyle Hooper (42 FG/86 PAT), 2003-06

#### **Most Points Scored, Season**

116 Darrius Gates (19 TD/1 2PAT), 2010

#### **Most Points Scored, Game**

30 Darrius Gates (5 TD) vs. South Dakota St., Oct. 30, 2010

### TOUCHDOWNS

#### **Most Touchdowns Scored, Career**

33 Vincent Allen 1973-77

#### **Most Touchdowns Scored, Season**

19 Darrius Gates, 2010

#### **Most Touchdowns Scored, Game**

5 Darrius Gates vs. South Dakota State, Oct. 30, 2010

### FIELD GOALS

#### **Most Field Goals Made, Career**

42 Kyle Hooper, (59 att.) 2003-06

#### **Most Field Goals Made, Season**

18 Tom Allison, 1995

#### **Most Field Goals Made, Game**

4 Joe Stellern (4 att.) vs. S. Illinois, Oct. 11, 1980

Dennis Teegarden (4 att.) vs. E. Illinois,

# ALWAYS GLORIOUS ON GAMEDAY



Oct. 16, 1982  
Tom Allison (4 att.) at Illinois State,  
Sept. 24, 1994  
Mike Megyesi (4 att.) vs. WIU, Oct. 23, 1999  
Kyle Hooper (5 att.) vs. EIU, Sept. 11, 2004

**Most Field Goals Attempted, Career**  
59 Kyle Hooper, 2003-06

**Most Field Goals Attempted, Season**  
23 Tom Allison (18 made), 1995

**Most Field Goals Attempted, Game**  
5 Kyle Hooper, vs. Eastern Illinois  
Sept. 11, 2004

**Highest Field Goal Percentage, Career (min. 10)**  
.712 Kyle Hooper, (42/59) 2003-06

**Highest Field Goal Percentage, Season (min. 5)**  
.800 Corey Potter (8/10), 1987  
Kyle Hooper (16/20), 2004

**Longest Field Goal, Game**  
55 Dave Vandercook vs. Drake, Oct. 14, 1978

**PATs BY KICKING**

**Most PATs Made By Kicker, Career**  
87 Scott Bridges, (90 att.) 1983-85

**Most PATs Made By Kicker, Season**  
39 Cory Little (45 att.), 2010

**Most PATs Made By Kicker, Game**  
9 Mike Megyesi (9 att.) vs. Southern Illinois,  
Nov. 6, 1999  
Tom Allison (9 att.) vs. W. Virginia Tech,  
Sept. 17, 1994  
Steve Krieger (9 att.) vs. Glenville, St.,  
Oct. 17, 1992


**Most PATs Attempted By Kicker, Career**  
94 Mike Megyesi (83 made), 1999-2002

**Most PATs Attempted By Kicker, Season**  
45 Cory Little (39 made), 2010

**Most PATs Attempted By Kicker, Game**  
9 Mike Megyesi (9 made) vs. Southern  
Illinois, Nov. 6, 1999  
Steve Krieger (9 made) vs. Glenville,  
St., Oct. 17, 1992  
Tom Allison (9 made) vs. W. Virginia  
Tech, Sept. 17, 1994

**Highest PAT Percentage By Kicking, Career (min. 30)**  
.989 Kyle Hooper, (85/86) 2003-06

**Highest Field Goal Percentage, Season (min. 12)**  
1.000 Scott Bridges (38/38), 1982



Dre Knox

**Most Consecutive PAT Conversions By Kicking, Career**  
80 Scott Bridges, 1983-85

**Most Consecutive PAT Conversions By Kicking, Season**  
38 Steve Krieger, 1984

**Punting**

**Most Punts, Career**  
261 Bill Edwards (10,372 yards), 1975-78

**Most Punts, Season**  
83 Bill Edwards (3,311 yards), 1978

**Most Punts, Game**  
12 Jim Shaughnessy (438 yards),  
vs. E. Michigan, Oct. 4, 1969  
Craig Hamblet (453 yards),  
vs. Akron, Oct. 17, 1970

**PUNTING YARDS**

**Most Punting Yards, Career**  
10,372 Bill Edwards (261 punts), 1975-78

**Most Punting Yards, Season**  
3,311 Bill Edwards (83 punts), 1978

**Most Punting Yards, Game**  
473 Pat Jordan (10 punts) at Missouri St., Nov. 1,  
2003

**Longest Punt**  
80 Jim Shaughnessy vs. E. Michigan,  
Oct. 4, 1969

**PUNTING AVERAGE**

**Highest Avg. Yards Per Punt, Career (min. 75)**  
40.1 Steve Krieger (79/3,167), 1990-92

**Highest Avg. Yards Per Punt, Season (min. 30)**  
42.5 Chuck Standiford (55/2,336), 1986

**Highest Avg. Yards Per Punt, Game (min. 10)**  
47.3 Pat Jordan (10/473) at Missouri State,  
Nov. 1, 2003

**Punt Returns**

**PUNT RETURN YARDS**

**Most Punt Return Yards, Career**  
782 Larry Scally (69 returns), 1993-96

**Most Punt Return Yards, Season**  
517 Larry Scally (42 returns), 1996

**Most Punt Return Yards, Game**  
147 Larry Scally (5 returns) vs. St. Joseph's,  
Sept. 21, 1996

**AVERAGE YARDS PER RETURN**

**Highest Average Yardage Per Punt Return, Career (min. 40)**  
13.5 DeJuan Alfonso (40-539), 1996-99

**Highest Average Yardage Per Punt Return, Season (min. 10)**  
20.1 Keith Herron (10-201), 2000

**PUNT RETURN TOUCHDOWNS**

**Most Punt Return Touchdowns, Career**  
3 Larry Scally, 1993-96

**Most Punt Return Touchdowns, Season**  
2 Kent Drew, 1970  
Larry Scally, 1996

**LONGEST RETURN**

86 Larry Scally (TD) vs. St. Joseph's,  
Sept. 21, 1996

**Kickoff Returns**

**KICKOFF RETURN YARDS**

**Most Kickoff Return Yards, Career**  
1,512 Rick Murphy (60 returns), 1971-73

**Most Kickoff Return Yards, Season**  
707 Rick Murphy (22 returns), 1972

**Most Kickoff Return Yards, Game**  
190 Soso Dede (6 returns) at Western Michigan,

Aug. 29, 2002

**AVERAGE YARDS PER RETURN**

**Highest Avg. Yardage Per Kickoff Return, Career (min. 30)**  
29.3 Charles Swann (45/1,319), 1989-91

**Highest Avg. Yardage Per Kickoff Return, Season (min. 20)**  
32.13 Rick Murphy (22/707), 1972  
32.10 Charles Swann (20/642), 1990

**KICKOFF RETURN TOUCHDOWNS**

**Most Kickoff Return Touchdowns, Career**  
2 Charles Swann, 1989-91

**Most Kickoff Return Touchdowns, Season**  
2 Charles Swann, 1990

**LONGEST KICKOFF RETURN**

97 Matt Nelson vs. W. Kentucky, Nov. 14, 1998  
Charles Swann vs. W. Kentucky, Nov. 10, 1990  
Cornell Johnson, vs. W. Illinois, Nov. 5, 2005

**Defense**

**TOTAL TACKLES**

**Most Total Tackles, Career**  
426 Richard Moss (213/213), 1993-96

**Most Total Tackles, Season**  
171 Dietrich Lapsley (106/65), 2002

161 Craig Shaffer (81/80), 1980

**Most Total Tackles, Game**  
25 Quintin Mikell vs. Illinois State, Oct. 1, 1983  
Chris Libaire vs. E. Illinois, Nov. 18, 1995

**SOLO TACKLES**

**Most Solo Tackles, Career**  
249 Dietrich Lapsley, 1999-2002

**Most Solo Tackles, Season**  
103 Dietrich Lapsley, 2002

**Most Solo Tackles, Game**  
18 Dietrich Lapsley vs. SMS, Oct. 12, 2002

**ASSISTED TACKLES**

**Most Assisted Tackles, Career**  
230 Craig Shaffer, 1978-81

**Most Assisted Tackles, Season**  
80 Craig Shaffer, 1980

**Most Assisted Tackles, Game**  
21 Quintin Mikell vs. Illinois State, Oct. 1, 1983

**SACKS**

**Most Sacks, Career**  
25.5 Kyle Mitchell, 2002-05

**Most Sacks, Season**  
13 Dan Brandenburg, 1993

**Most Sacks, Game**  
4 Troy Lefevra, vs Murray State, Nov. 21, 1998

**TACKLES FOR LOSS**

**Most Tackles For Loss, Career**  
54.5 Kyle Mitchell, 2002-05

**Most Tackles For Loss, Season**  
23 Gerry Gluscic, 1979  
Richard Harris, 2002  
Kyle Mitchell, 2002

**Most Tackles For Loss, Game**  
6 Craig Shaffer vs. S. Illinois, Oct. 11, 1980

**INTERCEPTIONS**

**Most Interceptions, Career**  
17 Vencie Glenn, 1983-85

**Most Interceptions, Season**  
10 Rick Murphy, 1973

**Most Interceptions, Game**  
3 Mike Russell, 1967  
Rick Murphy vs. E. Illinois, Sept. 15, 1973  
Don Jackson vs. W. Carolina, Sept. 24, 1977  
John Allman vs. Illinois State, Oct. 27, 1979



### Rushing Yardage Leaders

RANK	YR	NAME	ATT	YDS	AVG.	TD
1.	1991	Derrick Franklin	318	1,505	4.7	12
2.	1992	David Wright	219	1,313	6.0	10
3.	1990	Derrick Franklin	284	1,301	4.6	6
4.	1993	David Wright	229	1,262	5.5	7
5.	1974	Vincent Allen	244	1,221	5.0	7
6.	1973	Vincent Allen	196	1,066	5.4	9
7.	2010	Darius Gates	188	1,057	5.6	17
8.	1988	Tori Vactor	206	1,052	5.1	9
9.	1999	Sheraton Fox	228	1,034	4.5	8
10.	1977	Vincent Allen	231	1,026	4.4	8
11.	1975	Vincent Allen	161	1,022	6.3	7
12.	1972	Willie Lee	172	957	5.6	13
13.	1983	Kevin Henderson	248	930	3.8	11
14.	1995	David Wright	184	929	5.0	2
15.	1968	Jim Brumfield	185	916	4.9	11
16.	1981	Eric Robinson	119	867	5.1	9
17.	1989	Shawn Young	206	847	4.1	7
18.	1982	James Banks	163	846	5.2	8
19.	2003	Jake Shields	157	825	5.3	4
20.	2005	Andre Forte	173	802	4.6	4
21.	2006	Tony West	160	791	4.9	5
22.	1984	Darrolld Clardy	164	763	4.7	11
23.	1967	Dean Klink	157	705	4.5	2
24.	1994	David Wright	152	677	4.5	3
T25.	1971	Milt Allen	197	667	3.4	4
T25.	1969	Jim Brumfield	151	667	4.4	7
<b>27.</b>	<b>2010</b>	<b>Shakir Bell</b>	<b>95</b>	<b>649</b>	<b>6.8</b>	<b>2</b>
28.	1979	Donnie Warner	116	648	5.6	4
29.	2004	Jake Shields	154	645	4.2	7
30.	2001	Julian Reese	177	615	3.5	5
31.	1996	Jason Potter	140	571	4.1	5
32.	1980	Eric Robinson	121	570	4.7	7
33.	2002	Julian Reese	176	533	3.0	2
34.	1987	Charles Walls	121	526	4.4	3
35.	1978	Zack Washington	115	524	4.6	5
36.	1976	O.B. Barnett	136	499	3.7	3
37.	1986	Tracy Stewart	101	481	4.8	1
38.	2009	Antoine Brown	157	475	3.0	1
39.	2000	Jamie Dishroom	154	453	2.9	2
40.	1966	Dean Klink	103	450	4.4	2

### Passing Yardage Leaders

RANK	YR	NAME	COM	ATT	INT	YDS	TD
1.	2005	Blayne Baggett	284	473	13	2,741	15
<b>2.</b>	<b>2010</b>	<b>Ronnie Fouch</b>	<b>168</b>	<b>289</b>	<b>5</b>	<b>2,252</b>	<b>20</b>
3.	1985	Jeff Miller	176	327	8	2,055	17
4.	1986	Kyle Frondorf	143	274	16	1,962	6
T5.	2004	Phillip Johnson	155	308	10	1,946	8
T5.	1990	John Stites	157	326	18	1,946	15
7.	1988	John Sahm	127	248	17	1,942	1
8.	1983	Jeff Miller	152	287	7	1,879	10
9.	1984	Jeff Miller	154	279	14	1,826	11
10.	1989	John Sahm	137	279	17	1,792	8
11.	2006	Reilly Murphy	143	261	8	1,747	8
12.	2002	Julian Reesse	143	266	9	1,725	12
13.	1980	Reggie Allen	135	273	16	1,678	8
14.	1995	Kevin Cox	140	380	10	1,672	11
15.	1979	Reggie Allen	87	196	12	1,468	7
16.	1981	Reggie Allen	110	231	13	1,435	8
17.	1992	Kip Hennelly	119	219	9	1,326	9
18.	1987	John Sahm	75	154	4	1,296	11
19.	2003	Jake Schiff	111	202	10	1,290	5
20.	2001	Julian Reese	124	233	8	1,236	8
21.	1996	Kevin Cox	97	219	12	1,198	9
22.	1969	Verbie Walder	80	159	7	1,062	6
23.	1966	Ron Overton	84	153	8	1,046	15
24.	1973	Mike Smutney	71	171	10	967	3
25.	1993	Kip Hennelly	77	159	10	933	5
26.	1994	Tom Cerasani	86	174	8	918	5
27.	1968	Verbie Walder	55	120	5	908	8
28.	1967	Ron Overton	70	157	16	907	6
29.	1991	Kip Hennelly	53	112	8	899	5
30.	1965	Mike Hoke	63	163	11	898	7
31.	1971	Roger Voorhis	70	160	12	870	3
32.	2007	Reilly Murphy	69	145	11	744	3
33.	1982	Jeff Miller	73	123	4	728	2
34.	1997	Matt Gajewski	72	142	2	717	7
35.	1977	Pete McCoy	64	138	11	697	4
36.	1999	Sheraton Fox	53	109	9	693	6
37.	1959	Gil Fujawa	34	84	12	628	5
38.	2007	Charles Dowdell	45	107	10	623	4
<b>39</b>	<b>2009</b>	<b>Ryan Roberts</b>	<b>60</b>	<b>124</b>	<b>5</b>	<b>561</b>	<b>1</b>
40.	1975	Mike Sotak	40	103	6	559	5

#### INTERCEPTION RETURN YARDS

##### Most Interception Return Yards, Career

276 Mike Russell (16), 1967-69

##### Most Interception Return Yards, Season

167 Mike Russell (9), 1968

##### Most Interception Return Yards, Game

100 Marty Murray (1) vs. S. Illinois, Sept. 17, 1977  
Vencie Glenn (1) vs. Wayne State, Sept. 1, 1984

#### INTERCEPTION RETURN TOUCHDOWNS

##### Most Interception Return Touchdowns, Career

3 John Karazsia, 1970-72

##### Most Interception Return Touchdowns, Season

2 John Karazsia, 1971

##### Most Interception Return Touchdowns, Game

1 Several—most recently: Chris Crowder (1995)

#### LONG RETURNS

##### Longest Interception Return, Game

100 Marty Murray (TD) vs. S. Illinois, Sept. 17, 1977  
Vencie Glenn (TD) vs. Wayne State, Sept. 1, 1984

#### FUMBLES RECOVERED

##### Most Fumbles Recovered, Career

10 Dwight Tripp, 1977-81

##### Most Fumbles Recovered, Season

5 Reggie Richard, 1972  
Gerry Gluscic, 1977

##### Most Fumbles Recovered, Game

2 Ramon "Turk" Roman vs. Butler, 1960  
Martin Maytas vs. W. Illinois, Oct. 27, 1973  
Craig Shaffer vs. New Mexico State, Sept. 9, 1978  
Richard Harris at Western Kentucky, Oct. 26, 2002



## Receiving Yardage Leaders

RANK	YR	NAME	REC.	YDS	AVG.	TD
1.	1988	Steve Elmlinger	51	1,071	21.0	7
2.	2005	Sam Logan	77	849	11.0	5
3.	2006	Carl Berman	59	783	13.3	5
4.	2004	Sam Logan	55	760	13.8	2
5.	1987	Rodney Porter	49	738	15.1	4
6.	1985	Terry Bell	40	733	18.3	7
<b>7.</b>	<b>2010</b>	<b>Justin Hilton</b>	<b>40</b>	<b>684</b>	<b>17.1</b>	<b>7</b>
8.	1989	Rodney Porter	47	638	13.6	2
9.	1986	Gary Cannon	43	631	14.7	1
10.	1973	Glenn Damato	34	623	18.4	2
11.	2005	Carl Berman	55	593	10.8	5
T12.	1980	Eddie Ruffin	35	580	16.6	4
T12.	1968	Steve Schmid	31	580	18.7	8
14.	2010	Bryant Kent	43	572	13.3	5
15.	1983	Anthony Kimball	44	560	12.7	2
16.	1979	Kirk Wilson	25	550	22.0	4
<b>17.</b>	<b>2010</b>	<b>Alex Jones</b>	<b>30</b>	<b>545</b>	<b>18.2</b>	<b>4</b>
18.	2006	Sam Logan	49	535	10.9	4
19.	1984	Joe Downing	39	534	13.7	6
20.	2005	Jamie Petrowski	57	513	9.0	2
21.	1991	Charles Swann	30	517	17.2	3
22.	1990	Charles Swann	39	486	12.5	3
T23.	1981	Eddie Ruffin	31	460	14.8	2
T23.	1972	Glenn Damato	25	460	18.4	2
25.	1967	Steve Schmid	37	449	12.1	2
26.	1992	Scott Crenshaw	39	443	11.4	3
27.	1974	Rick Carr	22	435	19.8	1
28.	1996	Micah Reid	36	429	1.9	3
29.	2003	Ryan King	38	426	11.2	3
30.	2006	Brian Jackson	30	419	14.0	1
31.	1966	John Truitt	36	418	11.6	5
32.	1995	Micah Reid	32	405	12.7	2
33.	1994	Larry Brown	42	401	9.5	2
34.	1953	Jerry Long	14	386	27.6	1
35.	1971	Glenn Damato	28	379	13.5	1
36.	1969	Steve Schmid	32	365	11.4	1
37.	2007	Brian Jackson	26	355	13.7	2
38.	2001	Kevin Dean	31	352	11.4	2
39.	1993	Larry Brown	27	344	12.7	1
40.	1982	Terry Bell	27	340	12.6	1

## Scoring Leaders

RANK	YEAR	NAME	TD	FG	PAT	2PT	TOTAL
1.	2010	Darrius Gates	19	0	0	1	116
2.	1984	Scott Bridges	0	15	37	0	82
3.	1995	Tom Allison	0	18	26	0	80
4.	1972	Willie Lee	13	0	0	0	78
5.	2004	Kyle Hooper	0	16	27	0	75
6.	1991	Derrick Franklin	12	0	0	0	72
7.	1980	Joe Stellern	0	12	22	0	68
T8.	1983	Kevin Henderson	11	0	0	0	66
T8.	1970	Gary Brown	11	0	0	0	66
T8.	1968	Jim Brumfield	11	0	0	0	66
T11.	1994	Tom Allison	0	11	29	0	62
T11.	1973	Vincent Allen	10	0	0	1	62
T13.	1992	David Wright	10	0	0	0	60
T13.	1992	Scott Wilson	10	0	0	0	60
T13.	1981	Eric Robinson	10	0	0	0	60
16.	1979	Joe Stellern	0	10	28	0	58
17.	1982	Dennis Teegarden	0	13	16	0	55
T18.	1988	Tori Vactor	9	0	0	0	54
<b>T18.</b>	<b>2010</b>	<b>Cory Little</b>	<b>0</b>	<b>5</b>	<b>39</b>	<b>0</b>	<b>54</b>
20.	2005	Kyle Hooper	0	10	23	0	53
T21.	1999	Mike Megyesi	0	7	31	0	52
T21.	1993	Tom Allison	0	9	25	0	52
23.	1985	Scott Bridges	0	7	30	0	51
24.	1996	Scott Collins	0	10	20	0	50
T25.	2002	Jake Shields	8	0	0	0	48
T25.	1977	Vincent Allen	8	0	0	0	48
T25.	1975	Vincent Allen	8	0	0	0	48
T25.	1967	Jim Brumfield	8	0	0	0	48
<b>T25.</b>	<b>2010</b>	<b>Justin Hilton</b>	<b>8</b>	<b>0</b>	<b>0</b>	<b>0</b>	<b>48</b>
30.	2006	Kyle Hooper	0	7	26	0	47
T31.	2003	Kyle Hooper	0	9	19	9	46
T31.	1989	Rob Hufty	0	7	25	0	46
T33.	1998	Phillip Aguilar	0	3	34	0	43
T33.	1987	Corey Potter	0	8	19	0	43
T33.	1965	John Nesbitt	3	2	17	1	43
T36.	1990	Shawn Young	7	0	0	0	42
T36.	1974	Vincent Allen	7	0	0	0	42
T36.	1969	Jim Brumfield	7	0	0	0	42
39.	1997	Scott Collins	0	9	12	0	39
40.	2001	Mike Megyesi	0	7	17	0	38

### BLOCKED KICKS

#### Most Blocked Kicks, Career

- 5 DeJuan Alfonso, 1996-99
- Robin Johnson, 1999-2002

#### Most Blocked Kicks, Season

- 3 DeJuan Alfonso, 1997

#### Most Blocked Kicks, Game

- 2 Chris Crowder vs. Northern Iowa, Nov. 9, 1996



**ALWAYS  
GLORIOUS ON  
GAMEDAY**

### Total Yardage Leaders

RANK	YR	NAME	RUSH	PASS	PLAYS	TOTAL
1.	2005	Blayne Baggett	73	2,741	547	2,814
2.	1985	Jeff Miller	206	2,055	429	2,261
3.	2002	Julian Reese	533	1,725	442	2,258
<b>4.</b>	<b>2010</b>	<b>Ronnie Fouch</b>	<b>-26</b>	<b>2,252</b>	<b>321</b>	<b>2,226</b>
5.	1983	Jeff Miller	343	1,879	415	2,222
6.	1984	Jeff Miller	330	1,826	389	2,156
7.	1990	John Stites	45	1,946	388	1,991
8.	2004	Phillip Johnson	24	1,946	347	1,970
9.	2006	Reilly Murphy	167	1,747	334	1,914
10.	1979	Reggie Allen	427	1,468	324	1,895
11.	1980	Reggie Allen	202	1,678	353	1,880
12.	2001	Julian Reese	615	1,236	410	1,851
13.	1986	Kyle Frondorf	-147	1,962	344	1,815
14.	1992	Kip Hennelly	460	1,326	347	1,786
15.	1988	John Sahn	-171	1,942	287	1,771
16.	1999	Sheraton Fox	1,034	301	337	1,727
17.	1989	John Sahn	-87	1,792	298	1,705
18.	1981	Reggie Allen	255	1,435	323	1,690
19.	1995	Kevin Cox	83	1,672	334	1,589
20.	1991	Derrick Franklin	1,505	0	318	1,505
21.	1993	Kip Hennelly	532	933	313	1,465
22.	2003	Jake Schiff	43	1,290	264	1,333
23.	1987	John Sahn	-18	1,296	182	1,278
24.	1974	Vincent Allen	1,221	0	244	1,221
25.	1996	Kevin Cox	11	1,198	240	1,187
26.	1969	Verbie Walder	113	1,062	279	1,175
27.	1971	Roger Voorhis	264	870	261	1,134
28.	1968	Verbie Walder	194	908	230	1,102
29.	1966	Ron Overton	53	1,046	217	1,099
30.	2010	Darrius Gates	1,057	34	190	1,091
31.	1973	Vincent Allen	1,066	17	197	1,083
32.	1977	Vincent Allen	1,026	29	234	1,055
33.	1975	Vincent Allen	1,022	0	161	1,022
34.	2007	Charles Dowdell	363	623	199	986
35.	1972	Willie Lee	957	0	172	957
36.	1997	Matt Gajewski	215	717	261	932
37.	1982	Jeff Miller	192	728	192	920
38.	1994	Tom Cerasani	-9	918	242	909
<b>39.</b>	<b>2009</b>	<b>Ryan Roberts</b>	<b>347</b>	<b>561</b>	<b>212</b>	<b>908</b>
40.	1967	Ron Overton	-59	907	224	848

### All Purpose Yardage Leaders

RANK	YEAR	NAME	RUSH	REC.	PR	KOR	TOTAL
1.	1992	David Wright	1,313	108	0	593	2,014
2.	1974	Vincent Allen	1,221	63	93	304	1,681
3.	1988	Steve Elmlinger	8	1,071	171	409	1,659
4.	2006	Carl Berman	46	783	16	689	1,534
5.	1991	Derrick Franklin	1,505	14	0	0	1,519
6.	1993	David Wright	1,262	62	0	85	1,409
7.	2005	Andre Forte	802	322	0	272	1,396
T8.	1990	Derrick Franklin	1,301	43	0	0	1,344
T8.	2010	Darrius Gates	1,057	90	0	197	1,344
10.	1975	Vincent Allen	1,022	75	50	190	1,337
11.	1973	Vincent Allen	1,066	107	50	110	1,333
12.	1986	Tracy Stewart	481	194	0	551	1,226
13.	1987	Gary Cannon	16	525	86	588	1,215
14.	1989	Steve Elmlinger	0	554	268	371	1,201
15.	1981	Eric Robinson	867	312	20	0	1,199
16.	1983	Kevin Henderson	930	153	1	42	1,126
17.	1999	Matt Nelson	638	301	0	181	1,120
18.	2002	Soso Dede	423	210	0	458	1,092
19.	1995	David Wright	929	26	0	136	1,091
20.	1968	Jim Brumfield	916	5	0	169	1,090
21.	1977	Vincent Allen	1,026	58	0	0	1,084
22.	2001	Soso Dede	550	101	0	400	1,051
23.	1972	Willie Lee	957	38	0	11	1,006
24.	2003	Scott Penick	14	288	11	677	990
25.	2006	Tony West	791	149	0	10	950
26.	1982	James Banks	846	102	0	0	948
27.	1979	Donnie Warner	648	153	100	40	941
28.	1984	Darold Clardy	763	169	0	0	932
28.	1967	Jim Brumfield	415	162	86	246	909
30.	2004	Therral Hatfield	0	0	0	906	906
31.	2009	Darrius Gates	266	124	0	514	904
32.	1997	Anthony Williams	51	203	151	456	861
33.	2005	Sam Logan	0	849	0	0	849
34.	1980	Eric Robinson	570	164	11	97	842
35.	1994	David Wright	677	59	0	91	827
36.	1985	Tracy Stewart	245	203	0	362	810
37.	1970	Gary Brown	348	82	0	365	795
38.	1998	Matt Nelson	292	181	0	311	784
39.	1971	Milt Allen	667	26	0	41	734
<b>40.</b>	<b>2010</b>	<b>Justin Hilton</b>	<b>0</b>	<b>684</b>	<b>21</b>	<b>0</b>	<b>705</b>

### Tackle Leaders

RANK	YR	NAME	SOLO	ASTS	TOTAL	RANK	YR	NAME	SOLO	ASTS	TOTAL
1.	2002	Dietrich Lapsley	106	65	171	<b>T15.</b>	<b>2009</b>	<b>Aaron Archie</b>	<b>52</b>	<b>65</b>	<b>117</b>
2.	1980	Craig Shaffer	81	80	161	17.	1990	Eric Christensen	41	74	115
3.	1976	Marty Murray	88	68	156	18.	1996	Richard Moss	52	62	114
4.	1998	Tony Pryor	99	48	147	T19.	1993	Richard Moss	54	59	113
5.	1995	Chris Libaire	66	79	145	T19.	1987	Ken Hopp	63	49	113
6.	1975	Marty Murray	78	59	137	T19.	2007	Shonda Faulkner	51	62	113
7.	1999	Mike Bandy	66	66	132	22.	2001	Terrance Miles	53	56	109
8.	1983	Quintin Mikell	54	75	129	23.	2006	Scooter Archie	40	67	107
9.	1979	John Allman	59	69	128	T24.	2004	Doc Gooden	43	63	106
10.	1997	Joe Dunn	76	51	127	T24.	2008	Quinton Scott	56	50	106
T11.	1989	Eric Christensen	44	70	126	T26.	2000	Terrance Miles	59	45	104
T11.	1988	Ken Hopp	61	65	126	T26.	1991	Eric Christensen	49	55	104
T13.	1982	Ed Martin	78	43	121	T26.	1986	Troy Johnson	64	40	104
T13.	1977	Marty Murray	82	39	121	29.	2008	Jayden Everett	36	66	102
T15.	1978	John Allman	72	45	117	30.	2003	Larry Thompson	62	39	101



### Kickoff Return Yardage Leaders

RANK	YEAR	NAME	NO	YDS	AVG	TD
T1.	1990	Charles Swann	20	642	32.1	2
T1.	1972	Rick Murphy	22	707	32.1	0
3.	1967	Jim Brumfield	8	246	30.7	1
4.	1970	Gary Brown	13	365	28.1	1
5.	1971	Rick Murphy	16	437	27.3	0
6.	1992	David Wright	22	593	27.0	0
7.	2001	Soso Dede	15	400	26.7	0
8.	1976	Bruce Montagner	17	437	25.7	1
9.	1987	Gary Cannon	23	588	25.6	0
10.	2002	Soso Dede	18	459	25.5	1
11.	1969	Dave Mock	11	274	24.9	0
12.	1991	Charles Swann	19	467	24.6	0
13.	1997	Anthony Williams	19	456	24.0	0
14.	1980	Lester Byrd	17	406	23.9	0
15.	2004	Therall Hatfield	38	906	23.8	0
16.	1982	Joe Downing	15	356	23.7	0
17.	1978	Donnie Warner	9	211	23.4	0
T18.	2000	Clifton Jones	18	419	23.3	0
T18.	1994	Larry Brown	16	373	23.3	0
20.	1984	Wayne Davis	12	270	22.5	0
21.	1993	Larry Brown	18	403	22.4	0
22.	1977	Bruce Montagner	25	549	22.0	0
23.	1979	Lester Byrd	23	501	21.8	0
24.	2008	Koby Kraemer	24	519	21.6	0
25.	1985	Tracy Stewart	17	362	21.3	0
T26.	2003	Scott Penick	32	677	21.2	0
T26.	1986	Tracy Stewart	26	551	21.2	0
T28.	1989	Steve Elmlinger	18	379	21.1	1
T28.	1988	John Story	24	506	21.1	1
T28.	1975	Vincent Allen	9	190	21.1	0
T28.	2007	Ryan Patrick	25	527	21.1	0
32.	1996	Tracey Pendelton	8	167	20.9	0
33.	1998	Matt Nelson	9	311	20.7	1
34.	1965	Dave Lecklitner	11	219	19.9	0
35.	1983	Wayne Davis	15	293	19.5	0
T36.	1968	Jim Brumfield	9	168	18.8	0
T36.	2005	Martuan Sample	11	207	18.8	0
38.	2009	Koby Kraemer	25	467	18.7	0
39.	2006	Carl Berman	37	689	18.6	0
40.	1981	Lester Byrd	16	296	18.5	0

### Punt Return Yardage Leaders

RANK	YEAR	NAME	NO	YDS	AVG	TD
1.	2000	Keith Herron	11	201	38.1	0
2.	1970	Kent Drew	7	146	20.9	2
3.	1999	DeJuan Alfonzo	22	332	15.1	1
<b>4.</b>	<b>2010</b>	<b>Alex Sewall</b>	<b>6</b>	<b>84</b>	<b>14.0</b>	<b>0</b>
5.	1998	Keith Herron	12	157	13.1	0
T6.	2004	Quincy Wallace	11	137	12.5	0
T6.	1971	Bob Turner	13	162	12.5	0
8.	1996	Larry Scally	42	517	12.3	2
9.	1995	Larry Scally	27	265	9.8	1
T10.	1994	Scott Crenshaw	27	263	9.7	0
T10.	1993	Von Ganaway	10	97	9.7	0
12.	2007	Ryan Patrick	7	64	9.1	0
13.	1967	Terry Ogle	14	127	9.0	1
T14.	1990	Von Ganaway	35	300	8.6	1
T14.	1969	Mike Russell	21	181	8.6	0
16.	1991	Von Ganaway	19	159	8.4	0
17.	1975	Vincent Allen	6	50	8.3	0
18.	1989	Steve Elmlinger	33	268	8.1	0
19.	1997	Anthony Williams	19	151	7.9	0
20.	1987	Gary Cannon	11	86	7.8	0
T21.	1977	Bruce Montagner	9	69	7.7	0
T21.	1965	Dave Lecklitner	24	187	7.7	0
23.	1984	Joe Downing	22	162	7.4	0
T24.	1988	Steve Elmlinger	24	171	7.1	0
T24.	1983	Joe Downing	15	107	7.1	0
26.	2001	Clythel Branson	14	96	6.9	0
27.	1986	Gary Cannon	17	113	6.6	0
T28.	1968	Mike Russell	15	95	6.3	0
T28.	2008	Koby Kraemer	6	38	6.3	0
30.	2002	Clythel Branson	24	148	6.2	0
31.	1972	Rick Murphy	19	115	6.1	0
32.	1980	Donnie Warner	5	30	6.0	0
33.	1985	Joe Downing	16	91	5.7	0
T34.	1979	Donnie Warner	18	100	5.6	0
T34.	1973	Vincent Allen	9	50	5.6	0
36.	1992	Von Ganaway	13	72	5.5	0
37.	2003	Chris Lewis	7	37	5.3	0
38.	1974	Vincent Allen	18	93	5.2	0
39.	2009	Bryant Kent	11	50	4.5	0
40.	1982	Joe Downing	16	70	4.4	0

### Interception Leaders

RANK	YR	NAME	NO	YDS	AVG	TD	RANK	YR	NAME	NO	YDS	AVG	TD
1.	1973	Rick Murphy	10	56	5.6	0	T13.	1979	John Allman	4	30	7.5	0
T2.	1969	Bobby Turner	9	107	11.9	1	T13.	1978	Don Jackson	4	19	4.8	0
T2.	1968	Mike Russell	9	167	18.6	0	T13.	1977	Don Jackson	4	29	7.3	0
4.	1983	Kevin Ramsey	7	56	8.0	0	T13.	1975	Marty Murray	4	43	10.8	0
T5.	1989	Curtis Dickey	6	44	7.3	0	T13.	1974	Larry Brumfield	4	81	20.3	0
T5.	1984	Vencie Glenn	6	126	21.0	1	T22.	2000	Terrance Miles	3	79	26.3	0
T5.	1980	John Allman	6	133	22.1	1	T22.	1999	DeJuan Alfonzo	3	86	28.7	0
T5.	1970	Kent Drew	6	32	5.3	0	T22.	1999	Michael Brooks	3	15	5.0	0
<b>T5.</b>	<b>2010</b>	<b>Calvin Burnett</b>	<b>6</b>	<b>39</b>	<b>6.5</b>	<b>0</b>	T22.	2003	RaShawn Champion	3	0	0.0	0
T10.	1985	Vencie Glenn	5	39	7.8	0	T22.	1996	Dré Knox	3	47	15.7	0
T10.	1982	Keith Ward	5	26	5.1	0	T22.	1996	Richard Moss	3	4	1.3	0
T10.	1971	Bob Turner	5	91	18.2	0	T22.	1994	Dré Knox	3	105	35.0	1
T13.	1998	DeJuan Alfonzo	4	78	19.5	0	T22.	1992	Wesley Wilson	3	6	2.0	0
T13.	1997	Tony Pryor	4	21	5.3	0	T22.	1988	Lavent Blaylock	3	30	10.0	0
T13.	1995	Dré Knox	4	12	3.0	0	T22.	1987	Steve McKeel	3	8	1.7	0
T13.	1986	Steve McKeel	4	4	1.0	0	<b>T22.</b>	<b>2010</b>	<b>Larry King</b>	<b>3</b>	<b>26</b>	<b>8.7</b>	<b>0</b>



## Rushing Leaders

	YEAR	ATT	YARDS	AVG	TD
1. Derrick Franklin	1991	318	1,505	4.1	12
2. David Wright	1992	219	1,313	6.0	10
3. Derrick Franklin	1990	284	1,301	4.6	6
4. David Wright	1993	229	1,262	5.5	7
5. Vincent Allen	1974	244	1,221	5.0	7
6. Vincent Allen	1973	196	1,066	5.4	9
7. Darrius Gates	2010	188	1,057	5.6	17
8. Tori Vactor	1988	206	1,052	5.1	9
9. Sheraton Fox	1999	228	1,034	4.5	8
10. Vincent Allen	1977	231	1,026	4.4	8

## Passing Leaders

	YEAR	COM	ATT	INT	PCT	YARDS	TD
1. Blayne Baggett	2005	284	473	13	.600	2,741	15
<b>2. Ronnie Fouch</b>	<b>2010</b>	<b>168</b>	<b>289</b>	<b>5</b>	<b>.581</b>	<b>2,252</b>	<b>20</b>
3. Jeff Miller	1985	176	327	8	.538	2,055	17
4. Kyle Frondorf	1986	143	274	16	.522	1,962	6
T5. John Stites	1990	157	326	18	.482	1,946	15
T5. Phillip Johnson	2004	155	308	10	.503	1,946	8
7. John Sahn	1988	127	248	17	.512	1,942	10
8. Jeff Miller	1983	152	287	7	.527	1,879	10
9. Jeff Miller	1984	154	279	14	.552	1,826	11
10. John Sahn	1989	214	440	17	.486	1,792	8

## Receiving Leaders

	YEAR	NO.	YARDS	AVG.	TD
1. Sam Logan	2005	77	849	11.0	5
2. Carl Berman	2006	59	783	13.3	5
3. Jamie Petrowski	2005	57	513	9.0	2
T4. Sam Logan	2004	55	760	13.8	2
T4. Carl Berman	2005	55	593	10.8	5
6. Steve Elmlinger	1988	51	1,071	21.0	7
T7. Rodney Porter	1987	49	738	15.1	4
T7. Sam Logan	2006	49	535	10.9	4
9. Rodney Porter	1989	47	638	13.6	2
10. Anthony Kimball	1983	44	560	12.7	2

## Total Offense Leaders

	YEAR	RUSH	PASS	PLAYS	YARDS
1. Blayne Baggett	2005	73	2,741	547	2,814
2. Jeff Miller	1985	206	2,055	429	2,261
3. Julian Reese	2002	533	1,725	442	2,258
<b>4. Ronnie Fouch</b>	<b>2010</b>	<b>-26</b>	<b>2,252</b>	<b>321</b>	<b>2,226</b>
5. Jeff Miller	1983	343	1,879	415	2,222
6. Jeff Miller	1984	330	1,826	389	2,156
7. John Stites	1990	45	1,946	388	1,991
8. Phillip Johnson	2004	24	1,946	347	1,970
9. Reilly Murphy	2006	167	1,747	334	1,914
10. Reggie Allen	1979	427	1,468	324	1,895



Reggie Richard

## Team Records

RUSHING	MOST	LEAST
Attempts	644 ('84)	342 ('05)
Yards Lost	478 ('08)	196 ('93)
Net Yards	3,243 ('75)	816 ('55)
Yards Per Game	324.3 ('75)	109.6 ('97)
Yards Per Carry	5.2 ('75, '92)	2.0 ('59)

PASSING		
Attempts	500 ('05)	96 ('60)
Completions	298 ('05)	34 ('56)
Passes Had Intercepted	22 ('71)	6 ('82)
Yards Gained	2,906 ('05)	425 ('56)
Completion Percentage	.596 ('05)	.333 ('00)
Yards Per Pass Attempt	7.9 ('98)	3.6 ('00, '08)
Yards Per Completion	21.6 ('98)	8.0 ('08)
Yards Per Game	264.2 ('05)	41.3 ('00)
Touchdown Passes	<b>21 ('10)</b>	2 ('72, '00)

KICKING GAME		
Punts	89 ('08)	37 ('60)
Punting Yardage	3,322 ('78)	1,192 ('60)
Punting Average	41.6 ('92)	30.9 ('59)

INTERCEPTIONS		
Interceptions	26 ('84)	2 ('07, '08)

TOTAL OFFENSE		
Touchdowns	<b>48 ('10)</b>	12 ('08, '09)
Field Goals	18 ('85)	3 ('98)
Extra Point Kicks	<b>40 ('92, '10)</b>	12 ('97, '08, '09)
Total Points	<b>351 ('10)</b>	99 ('09)
Plays	943 ('83)	493 ('59)
Yards Gained	4,637 ('84)	1,295 ('56)
Yards Gained Per Game	<b>411.8 ('10)</b>	161.9 ('56)
First Downs Rushing	148 ('92)	65 ('97)
First Downs Passing	135 ('05)	23 ('72)
Total First Downs	255 ('85)	73 ('56)
First Downs Penalty	26 ('02)	7 ('66, '93)

MISCELLANEOUS		
Penalties	81 ('70)	51 ('08)
Yards Penalized	882 ('70)	463 ('00)
Fumbles	45 ('72)	14 ('96)
Fumbles Lost	26 ('72)	7 ('96, '01, '08)
Safeties	<b>2 ('68, '76, '10)</b>	0 (Many Times)

## Team Single Game Records

Yards Gained Rushing	579 vs. Dayton, 1975
Yards Gained Passing	396 vs. Missouri State, 2005
Total Yards Gained	675 vs. Dayton, 1975
Passes Attempted	58 at Missouri State, 2005
Passes Completed	33 at Missouri State, 2005
Passes Had Intercepted	6 by Tulsa, 1980
Penalties	17, vs. Illinois State, 1994
Yards Penalized	158 vs. Eastern Illinois, 1968
Fumbles Lost	6 vs. Eastern Illinois, 1972
Points	72 vs. Vincennes, 1925
Most Rushes	88 vs. Dayton, 1975
Most Plays	100 vs. Central Florida, 1984
Field Goals	4 (three times) vs. Illinois State 1994; vs. Western Illinois, 1999; vs. Eastern Illinois, 2004
Touchdowns	9 vs. W.V. Tech, 1994
PATs	9 vs. W.V. Tech, 1994
Punts	12 vs. E. Michigan, 1969 & vs. Akron, 1970
Interceptions	5 vs. Eastern Illinois, 1980



### Total Offense Leaders

	YEARS	RUSH	PASS	PLAYS	YARDS
1. Jeff Miller	1982-85	1,071	6,448	1,425	7,519
2. Reggie Allen	1978-81	1,008	5,094	1,171	6,102
3. John Sahn	1986-89	-278	5,139	777	4,861
4. Kip Hennelly	1991-93	1,455	3,158	878	4,613
5. Vincent Allen	1973-77	4,335	46	836	4,381
6. Julian Reese	2001-02	1,148	2,961	852	4,109
7. David Wright	1992-94	3,353	0	600	3,252
8. Derrick Franklin	1989-91	3,231	0	710	3,231
9. Blayne Baggett	2005	265	2,741	547	3,006
10. Kevin Cox	1993-96	-91	2,885	576	2,794

### All Purpose Leaders

	YEARS	RUSH	REC	PR	KOR	YARDS
1. Vincent Allen	1973-77	4,335	303	193	604	5,435
2. David Wright	1992-95	4,181	255	0	905	5,341
3. Steve Elmlinger	1987-89	25	1,821	455	1,376	3,677
4. Derrick Franklin	1989-91	3,231	84	0	0	3,315
5. Eric Robinson	1979-82	2,169	607	31	168	2,975
6. Jim Brumfield	1967-69	1,998	172	86	409	2,665
7. Charles Swann	1989-91	59	1,261	0	1,319	2,639
8. Joe Downing	1982-85	48	1,608	430	527	2,613
9. Carl Berman	2003-06	79	1,666	92	746	2,583
10. Gary Cannon	1984-87	11	1,371	199	995	2,576

### Rushing Leaders

	YEARS	ATT.	YARDS	AVG	TD
1. Vincent Allen	1973-77	832	4,335	5.21	31
2. David Wright	1992-95	784	4,181	5.33	22
3. Derrick Franklin	1989-91	710	3,231	4.55	23
4. Eric Robinson	1979-82	443	2,169	4.90	22
5. Jake Shields	2001-04	521	2,119	4.07	19
6. Darius Gates	2006-10	396	2,010	5.08	20
7. Jim Brumfield	1967-69	448	1,998	4.46	23
8. Darrold Clardy	1981-84	355	1,594	4.49	19
9. Tori Vactor	1987-88	312	1,545	4.95	12
10. Jake Shields	2003-04	311	1,535	4.94	11

### Punting Leaders

	YEARS	PUNTS	YARDS	AVG.	LONG
1. Steve Krieger	1990-92	79	3,167	40.1	72
2. Chuck Standiford	1983-86	228	9,094	39.9	72
3. Bill Edwards	1975-78	261	10,372	39.7	74
4. Rob Hufty	1988-90	162	6,290	38.8	66
5. Patrick Jordan	2000-03	249	9,650	38.7	74
6. Chris Johansen	2006-07	114	4,333	38.0	60
7. Jay Gerth	1993-96	235	8,563	36.4	60
8. Gabe Mullane	2008-09	153	5,508	36.0	66
9. Phillip Aguilar	1997-98	128	4,868	27.0	73

\* A Minimum of 75 Punts Required For Consideration

### Passing Leaders

	YEARS	COMP	ATT	INT	PCT	YARDS	TD
1. Jeff Miller	1982-85	555	1,006	33	.552	6,448	40
2. John Sahn	1986-89	341	668	38	.496	5,139	30
3. Reggie Allen	1978-81	367	782	46	.469	5,094	29
4. Kip Hennelly	1991-93	249	490	27	.508	3,158	19
5. Julian Reese	2001-02	267	499	21	.535	2,961	20
6. Kevin Cox	1993-96	238	528	22	.451	2,885	20
7. Kyle Frondorf	1986-88	208	391	24	.532	2,778	8
8. Blayne Baggett	2005	284	473	13	.600	2,741	15
9. Reilly Murphy	2006-07	212	406	19	.522	2,514	11
10. Phillip Johnson	2003-05	188	403	16	.467	2,342	11

### Punt Return Leaders

	YEARS	RET	YARDS	AVG.	TD	LONG
1. DeJuan Alfonzo	1996-99	40	539	13.5	2	67
2. Larry Scally	1993-96	69	782	11.3	3	86
3. Von Ganaway	1990-93	77	628	8.2	1	77
4. Mike Russell	1967-69	49	390	8.0	0	—
5. Steve Elmlinger	1987-89	59	455	7.7	0	29
6. Joe Downing	1982-85	69	430	6.2	0	47

\* A Minimum of 40 Punt Returns Required For Consideration

### Receiving Leaders

	YEARS	REC	YARDS	AVG.	TD
1. Sam Logan	2003-06	196	2,385	12.2	13
2. Carl Berman	2003-06	136	1,666	12.2	11
3. Rodney Porter	1986-89	135	1,906	14.1	8
4. Terry Bell	1982-85	132	2,048	15.5	13
5. Joe Downing	1982-85	115	1,608	14.0	15
6. Eddie Ruffin	1978-81	110	1,801	16.4	11
7. Larry Brown	1993-96	105	1,197	11.4	6
8. Steve Elmlinger	1987-89	102	1,821	17.9	10
9. Steve Schmid	1967-69	100	1,394	13.9	11
10. Micah Reed	1993-96	98	1,239	12.6	5

### Kickoff Return Leaders

	YEARS	RET	YARDS	AVG.	TD	LONG
1. Charles Swann	1989-91	45	1,319	29.3	2	97
2. Darius Gates	2007-09	19	514	27.1	0	57
3. Soso Dede	2001-02	33	859	26.0	1	95
4. Rick Murphy	1971-73	60	1,512	25.2	0	—
5. DeJuan Alfonzo	1996-99	30	722	24.1	0	87
T6. Therral Hatfield	2004	38	906	23.8	0	76
T6. Gary Cannon	1985-87	43	995	23.1	0	68
8. Lester Byrd	1978-81	64	1,376	21.5	0	77
9. Ryan Patrick	2007	25	527	21.1	0	31
10. Larry Brown	1993-95	55	1,132	20.6	0	64

### Scoring Leaders

	YEARS	TD	FG	PAT1	PAT2	PTS
1. Kyle Hooper	2003-06	0	42	85	0	221
2. Vincent Allen	1973-77	33	0	0	1	200
3. Tom Allison	1992-95	0	38	82	0	196
4. Scott Bridges	1983-85	0	31	87	0	180
5. Mike Megyesi	1999-02	0	27	83	0	164
6. Jim Brumfield	1967-69	26	0	0	0	156
7. David Wright	1992-95	23	0	0	1	140

### Interception Leaders

	YEARS	INT	YARDS	AVG	TD
1. Vencie Glenn	1983-85	17	237	13.9	1
2. Mike Russell	1967-69	16	276	17.3	1
3. Bob Turner	1969-71	16	219	13.7	1
4. John Allman	1977-81	13	180	13.8	1
T5. Dré Knox	1993-96	12	187	15.6	1
T5. Rick Murphy	1971-73	12	90	7.5	0
7. DeJuan Alfonzo	1996-99	10	211	21.1	0



# ALWAYS GLORIOUS ON GAMEDAY

## 200 Yard Rushing Games

253	Derrick Franklin vs. Murray State.....	1990
237	Derrick Franklin vs. Southern Illinois.....	1991
237	Darius Gates vs. Missouri State.....	2008
225	David Wright vs. Western Illinois.....	1992
217	Tony West vs. Murray State.....	2006
213	Jake Shields vs. Fla. International.....	2003
207	Julian Reese at Illinois State.....	2001
205	Derrick Franklin vs. Southern Illinois.....	1974
205	Vincent Allen vs. Southern Illinois.....	1973
203	Derrick Franklin vs. SMS.....	1991
202	Derrick Franklin vs. W. Kentucky.....	1991

## 100 Yard Rushing Games

199	David Wright vs. Eastern Illinois.....	1993
196	Jake Shields at Murray State.....	2003
187	Derrick Franklin vs. W. Kentucky.....	1990
184	David Wright vs. Illinois State.....	1994
182	Eric Robinson vs. New Mexico St.....	1982
182	Jim Brumfield vs. DePauw.....	1968
181	Vincent Allen vs. Drake.....	1977
179	David Wright vs. Southern Illinois.....	1992
179	Darius Gates vs. Southern Illinois.....	2010
170	Sheraton Fox vs. Murray State.....	1998
170	Vincent Allen vs. Butler.....	1974
169	Vincent Allen vs. Illinois State.....	1975
168	James Banks vs. McNeese State.....	1982
167	Derrick Franklin vs. Illinois State.....	1990
164	Vincent Allen vs. Akron.....	1973
163	Sheraton Fox vs. Western Illinois.....	1999
163	Vincent Allen vs. Ball State.....	1974
162	Sheraton Fox at SMS.....	1999
161	David Wright vs. Northern Iowa.....	1992
161	O.B. Barnett vs. Dayton.....	1975
161	Vincent Allen vs. Western Carolina.....	1974
160	David Wright vs. Western Illinois.....	1993
<b>160</b>	<b>Ryan Roberts vs. Western Illinois.....</b>	<b>2009</b>
160	Darius Gates vs. St. Joseph's.....	2010
159	James Banks vs. Illinois State.....	1982
158	Kevin Henderson vs. Illinois State.....	1983
156	Matt Nelson vs. Southern Illinois.....	1999
156	David Wright vs. Youngstown State.....	1995
<b>156</b>	<b>Shakir Bell vs. Quincy.....</b>	<b>2010</b>
155	David Wright vs. Southern Illinois.....	1993
154	David Wright vs. SMS.....	1992
153	David Wright vs. SMS.....	1995
150	Derrick Franklin vs. Illinois State.....	1991
149	Derrick Franklin vs. Eastern Illinois.....	1990
149	Derrick Franklin vs. SMS.....	1990
149	Andre Forte at Murray State.....	2005
148	Jason Potter vs. Lock Haven.....	1994
148	David Wright vs. Southern Illinois.....	1994
148	Von Ganaway vs. Glenville St.....	1992
148	Tracy Stewart vs. Southern Illinois.....	1986
146	Soso Dede vs. Southern Illinois.....	2001
<b>146</b>	<b>Shakir Bell vs. Illinois State.....</b>	<b>2010</b>
145	Vincent Allen vs. Tulsa.....	1975
145	Tom Lenz vs. Butler.....	1972
143	Vincent Allen vs. Wichita State.....	1977
143	Vincent Allen vs. Akron.....	1974
143	Darius Gates vs. South Dakota State.....	2010
142	Von Ganaway vs. W. Kentucky.....	1992
142	Tori Vactor vs. Salem.....	1988
142	Andre Forte at Illinois State.....	2005
141	O.B. Barnett vs. Delaware.....	1975
140	Sheraton Fox vs. Southern Illinois.....	1998
140	David Wright vs. Glenville State.....	1992
140	David Wright vs. Youngstown State.....	1992
140	Eric Robinson vs. NE Louisiana.....	1979
140	Willie Lee vs. Southern Illinois.....	1972
139	Darius Gates vs. Quincy.....	2010
138	Derrick Franklin vs. C. Missouri St.....	1991

138	Tori Vactor vs. Western Illinois.....	1988
137	Vincent Allen vs. Neb.-Omaha.....	1975
136	Jake Shields vs. Northern Iowa.....	2002
136	Eric Robinson vs. Southern Illinois.....	1980
134	Vincent Allen vs. Dayton.....	1975
134	Robert Barcliff at Western Illinois.....	2006
133	Charles Walls vs. Southern Illinois.....	1987
<b>133</b>	<b>Shakir Bell vs. St. Joseph's.....</b>	<b>2010</b>
132	Kris Karagory at Illinois State.....	2003
132	David Wright vs. Mars Hill.....	1995
132	Eric Robinson vs. Wichita State.....	1981
131	David Wright vs. Youngstown St.....	1993
130	Lenny Cannon vs. Butler.....	1972
130	Vincent Allen vs. W. Carolina.....	1977
129	Sidney Montfort vs. Youngstown State.....	2003
129	James Banks vs. Louisville.....	1982
129	Milt Allen vs. Butler.....	1971
128	Sheraton Fox vs. Youngstown State.....	1999
128	Tori Vactor vs. Youngstown State.....	1988
128	Vincent Allen vs. Louisville.....	1977
128	Vincent Allen vs. Butler.....	1973
127	Jake Shields at Ball State.....	2003
127	Jake Shields vs. Southern Illinois.....	2003
127	Shawn Young vs. Youngstown State.....	1989
127	Willie Lee vs. Eastern Illinois.....	1972
126	Tori Vactor vs. Eastern Illinois.....	1988
126	Vincent Allen vs. Northern Illinois.....	1974
126	Jim Brumfield vs. Eastern Illinois.....	1969
125	Vincent Allen vs. Western Illinois.....	1973
125	Tony West at Purdue.....	2006
124	Tori Vactor vs. Northern Iowa.....	1988
124	Zack Washington vs. NE Louisiana.....	1978
124	Sidney Montfort vs. UT-Martin.....	2004
123	Sheraton Fox vs. W. Kentucky.....	1999
122	Kip Hennelly vs. Western Illinois.....	1991
122	O.B. Barnett vs. Illinois State.....	1976
121	Von Ganaway vs. Lock Haven.....	1992
121	Derrick Franklin vs. Kansas State.....	1991
121	Rich Renn vs. Illinois State.....	1969
120	Mike Sotak vs. Arkansas State.....	1976
120	Willie Lee vs. Illinois State.....	1972
119	Willie Lee vs. Cincinnati.....	1972
119	Darius Gates vs. Missouri State.....	2010
118	Charles Walls vs. Western Illinois.....	1985
118	Darold Clardy vs. Ball State.....	1984
117	Jason Potter vs. W. Virginia Tech.....	1994
117	Jake Shields vs. UT-Martin.....	2004
116	David Wright vs. Northern Iowa.....	1993
116	Tori Vactor vs. Cincinnati.....	1988
116	Kevin Henderson vs. W. Texas State.....	1983
115	Julian Reese at Eastern Illinois.....	2002
115	Jason Potter vs. Liberty.....	1996
114	Soso Dede at Missouri State.....	2001
114	Charles Walls vs. Eastern Illinois.....	1987
114	Kevin Henderson vs. Drake.....	1984
114	Jake Shields vs. Missouri State.....	2004
113	Eric Robinson vs. Marshall.....	1981
113	Donnie Warner vs. NE Louisiana.....	1979
113	D.A. Daniels vs. Illinois State.....	1978
112	Vincent Allen vs. Ball State.....	1977
113	Milt Allen vs. Eastern Illinois.....	1971
112	Darold Clardy vs. Eastern Illinois.....	1984
112	Kevin Henderson vs. Eastern Illinois.....	1983
112	Darold Clardy vs. Eastern Illinois.....	1981
111	Donnie Warner vs. W. Texas St.....	1980
111	Vincent Allen vs. E. Michigan.....	1973
111	Jake Shields vs. Western Illinois.....	2004
111	Antoine Brown vs. North Dakota State.....	2009
110	Sheraton Fox at Northern Iowa.....	1999
110	Tori Vactor vs. Cincinnati.....	1987
110	Jeff Miller vs. Central Florida.....	1984
110	Scott Bartel vs. Drake.....	1980

110	Vincent Allen vs. Illinois State.....	1977
110	Vincent Allen vs. Eastern Illinois.....	1974
110	Vincent Allen vs. Illinois State.....	1973
110	Tony West at Southern Illinois.....	2006
110	Darius Gates at Youngstown State.....	2008
109	Rick Dwenger vs. Louisville.....	1982
109	Vincent Allen vs. E. Michigan.....	1975
109	Vincent Allen vs. C. Michigan.....	1974
109	Rip Warren vs. Eastern Illinois.....	1973
109	Mike Smutney vs. Evansville.....	1972
109	Jim Brumfield vs. Butler.....	1969
108	David Wright vs. W. Kentucky.....	1995
108	David Wright vs. Illinois State.....	1992
108	Derrick Franklin vs. Southern Illinois.....	1989
107	Eric Robinson vs. West Texas St.....	1981
107	Zack Washington vs. New Mexico St.....	1980
106	Kip Hennelly vs. Lock Haven.....	1992
106	Derrick Franklin vs. Concord.....	1991
105	David Wright vs. Minnesota.....	1993
105	Greg Washington vs. Dayton.....	1975
105	Vincent Allen vs. Illinois State.....	1974
104	Wayne Davis vs. Illinois State.....	1981
104	Mel Burks vs. Southern Illinois.....	1975
104	Vincent Allen vs. Southern Illinois.....	1974
104	Andre Forte vs. Southern Illinois.....	2005
103	Calvin Thomas vs. Missouri St.....	2000
103	Derrick Franklin vs. Eastern Illinois.....	1991
103	Shawn Young vs. Eastern Illinois.....	1989
103	Darold Clardy vs. Central Florida.....	1984
102	Derrick Franklin vs. Northern Iowa.....	1991
102	Darold Clardy vs. Mid. Tenn. St.....	1984
102	James Banks vs. Tulsa.....	1982
102	Antoine Brown vs. Illinois State.....	2009
<b>102</b>	<b>Darius Gates vs. Quincy.....</b>	<b>2009</b>
101	Chris Lewis vs. Illinois State.....	2000
101	Shawn Young vs. C. Missouri St.....	1989
101	D.A. Daniels vs. W. Texas State.....	1979
101	Milt Allen vs. Evansville.....	1971
100	Derrick Franklin vs. Ball State.....	1991
100	Bob Downing vs. Hanover.....	1959

## 200 Yard Passing Games

396	Blayne Baggett at Missouri St.....	2005
391	Jeff Miller vs. Ball State.....	1985
383	Kyle Frondorf vs. Eastern Illinois.....	1986
378	John Stites vs. Northern Iowa.....	1990
373	Phillip Johnson vs. Illinois State.....	2004
353	Blayne Baggett vs. W. Illinois.....	2005
338	Wayne Gruber vs. Evansville.....	1955
335	Kyle Frondorf vs. Illinois State.....	1986
<b>330</b>	<b>Ronnie Fouch vs. North Dakota State.....</b>	<b>2010</b>
321	Kevin Cox vs. Glenville State.....	1995
319	John Sahn vs. Northern Iowa.....	1988
<b>311</b>	<b>Ronnie Fouch vs. Missouri State.....</b>	<b>2010</b>
306	Reilly Murphy vs. Murray State.....	2006
297	Blayne Baggett vs. W. Kentucky.....	2005
296	Kip Hennelly vs. Northern Iowa.....	1991
<b>290</b>	<b>Ronnie Fouch vs. Youngstown State ...</b>	<b>2010</b>
289	Blayne Baggett vs. S. Illinois.....	2005
<b>284</b>	<b>Ronnie Fouch vs. South Dakota State.....</b>	<b>2010</b>
282	Verbie Walder vs. C. Michigan.....	1969
281	Julian Reese at Eastern Illinois.....	2002
279	John Sahn vs. Northern Iowa.....	1989
279	Reilly Murphy vs. Illinois State.....	2006
276	Jeff Miller vs. Illinois State.....	1985
269	John Sahn vs. Missouri State.....	1988
266	Jeff Miller vs. St. Cloud State.....	1985
262	Blayne Baggett at Murray St.....	2005
260	Blayne Baggett vs. E. Illinois.....	2005
259	Blayne Baggett vs. Northern Iowa.....	2005
254	John Sahn vs. Illinois State.....	1988
254	Jeff Miller vs. W. Texas State.....	1985



252 John Sahn vs. Minnesota.....	1989
<b>250 Ronnie Fouch vs. Illinois State.....</b>	<b>2010</b>
249 Jeff Miller vs. Wichita State.....	1983
247 Kyle Frondorf vs. Cincinnati.....	1986
244 John Sahn vs. Ball State.....	1989
243 Reilly Murphy at Western Illinois.....	2006
242 Julian Reese at Ball State.....	2002
243 Blayne Baggett vs. St. Francis.....	2005
241 John Stites vs. C. Missouri State.....	1990
235 Jake Schiff vs. Eastern Illinois.....	2003
235 Reggie Allen vs. Southern Illinois.....	1979
235 Reilly Murphy at Purdue.....	2006
235 Reilly Murphy at Eastern Illinois.....	2006
231 Jeff Miller vs. Western Illinois.....	1985
231 Greg Washington vs. Western Illinois.....	1974
<b>231 Ronnie Fouch vs. Quincy.....</b>	<b>2010</b>
230 Kevin Cox vs. W. Kentucky.....	1995
230 Phillip Johnson vs. Youngstown State.....	2004
229 Jeff Miller vs. Drake.....	1984
229 Phillip Johnson vs. Missouri State.....	2004
224 Jeff Miller vs. C. Missouri State.....	1983
224 Phillip Johnson vs. Southern Illinois.....	2004
222 Jeff Miller vs. Drake.....	1982
220 John Sahn vs. Youngstown State.....	1989
219 Julian Reese at Youngstown State.....	2002
218 Jeff Miller vs. Drake.....	1983
216 Jake Schiff vs. Youngstown State.....	2003
216 Kip Hennelly vs. W. Kentucky.....	1991
212 Kip Hennelly vs. Northern Iowa.....	1992
212 Kyle Frondorf vs. Kansas.....	1986
211 Wayne Gruber vs. St. Joseph's.....	1954
210 Reggie Allen vs. W. Texas State.....	1981
210 Reggie Allen vs. New Mexico St.....	1980
210 Reggie Allen vs. Wichita State.....	1979
209 Sheraton Fox vs. Southern Illinois.....	1998
206 John Sahn vs. Salem.....	1987
206 Phillip Johnson vs. Eastern Illinois.....	2004
205 John Sahn vs. C. Missouri St.....	1989
205 Reggie Allen vs. Louisville.....	1980
204 Phillip Johnson vs. W. Kentucky.....	2004
203 Reilly Murphy at SEMO.....	2007
202 Ben Schmidt vs. Missouri State.....	2006
201 Ben Schmidt at Youngstown State.....	2006
200 John Stites vs. Eastern Illinois.....	1990
200 Reggie Allen vs. Wichita State.....	1981
<b>200 Ronnie Fouch vs. Northern Iowa.....</b>	<b>2010</b>

### 100 Yard Receiving Games

319 Bill Griffith vs. Evansville.....	1955
253 Chris Johnson vs. Illinois State.....	1986
194 Sam Logan at Missouri State.....	2005
187 Steve Elmlinger vs. Northern Iowa.....	1988
185 Demetrius Dowler vs. Northern Iowa.....	1991
170 Rick Carr vs. Western Illinois.....	1974
165 Sam Logan vs. Western Illinois.....	2005
163 Steve Elmlinger vs. Missouri State.....	1988
163 Joe Downing vs. Ball State.....	1985
161 Sam Logan vs. Illinois State.....	2004
161 Steve Elmlinger vs. Western Illinois.....	1988
159 Tony Brewer vs. Northern Iowa.....	1990
159 Kirk Wilson vs. New Mexico St.....	1980
154 Demetrius Dowler vs. Eastern Illinois.....	1992
152 Rodney Porter vs. Eastern Illinois.....	1987
151 Glenn Damato vs. Akron.....	1972
151 Sam Logan at Murray State.....	2005
149 Steve Schmid vs. Akron.....	1968
<b>147 Alex Jones vs. Youngstown State.....</b>	<b>2010</b>
<b>146 Justin Hilton vs. Missouri State.....</b>	<b>2010</b>
144 Matt Nelson vs. Southern Illinois.....	1998
144 Gary Cannon vs. Eastern Illinois.....	1986
143 Gary Cannon vs. Cincinnati.....	1987
140 Steve Elmlinger vs. Cincinnati.....	1988

### 300 Tackle Club

#### Richard Moss, LB

Year	Solo	Asst.	Total
1993	54	59	113
1994	49	41	90
1995	58	51	109
1996	52	62	114
<b>TOTALS</b>	<b>213</b>	<b>213</b>	<b>426</b>

#### Dietrich Lapsley, LB

Year	Solo	Asst.	Total
1999	39	34	73
2000	72	24	96
2001	35	40	75
2002	103	68	171
<b>TOTALS</b>	<b>249</b>	<b>166</b>	<b>415</b>

#### Marty Murray, LB

Year	Solo	Asst.	Total
1975	78	59	137
1976	88	68	156
1977	82	39	121
<b>TOTALS</b>	<b>248</b>	<b>166</b>	<b>414</b>

#### Craig Shaffer, LB

Year	Solo	Asst.	Total
1978	31	58	89
1979	24	45	69
1980	81	80	161
1981	47	47	94
<b>TOTALS</b>	<b>183</b>	<b>230</b>	<b>413</b>

#### Robert High, S

Year	Solo	Asst.	Total
1994	37	62	99
1995	48	48	96
1996	36	54	90
1997	48	60	108
<b>TOTALS</b>	<b>169</b>	<b>224</b>	<b>393</b>

#### Eric Christensen, LB

Year	Solo	Asst.	Total
1988	8	7	15
1989	44	70	114
1990	41	74	115
1991	49	55	104
<b>TOTALS</b>	<b>142</b>	<b>206</b>	<b>352</b>

#### Terrance Miles, DB

Year	Solo	Asst.	Total
2000	59	45	104
2001	51	60	111
2002	17	12	29
2003	60	38	98
<b>TOTALS</b>	<b>187</b>	<b>155</b>	<b>342</b>

#### John Allman, Safety

Year	Solo	Asst.	Total
1978	72	45	117
1979	59	69	128
1980	38	53	96
<b>TOTALS</b>	<b>169</b>	<b>167</b>	<b>336</b>

#### Tony Albrinck, LB

Year	Solo	Asst.	Total
1998	14	9	23
1999	63	48	111
2000	71	32	103
2001	48	38	86
<b>TOTALS</b>	<b>196</b>	<b>127</b>	<b>323</b>

#### Dan Maher, LB

Year	Solo	Asst.	Total
1979	18	22	40
1980	56	74	130
1981	30	28	58
1982	43	42	85
<b>TOTALS</b>	<b>147</b>	<b>166</b>	<b>313</b>

#### Chris Libaire, LB

Year	Solo	Asst.	Total
1994	32	30	62
1995	66	79	145
1996	40	53	93
<b>TOTALS</b>	<b>138</b>	<b>162</b>	<b>300</b>

#### Quintin Mikell, LB

Year	Solo	Asst.	Total
1980	6	13	19
1981	33	24	57
1982	53	42	95
1983	54	75	129
<b>TOTALS</b>	<b>146</b>	<b>154</b>	<b>300</b>

139 Kirk Wilson vs. Drake.....	1980
138 Rodney Porter vs. Western Illinois.....	1987
138 Anthony Kimball vs. Southern Illinois.....	1983
137 Eddie Ruffin vs. New Mexico St.....	1979
136 Carl Berman at Eastern Illinois.....	2006
133 Jamie Petrowski vs. W. Kentucky.....	2005
<b>131 Justin Hilton vs. Quincy.....</b>	<b>2010</b>
130 Sam Logan vs. Illinois State.....	2004
130 Carl Berman at Western Illinois.....	2006
129 Kirk Wilson vs. Wichita State.....	1978
123 Courtland Tubbs vs. Eastern Illinois.....	1996
123 Joe Downing vs. Central Florida.....	1984
123 Eddie Ruffin vs. W. Texas State.....	1980
120 Terry Bell vs. W. Texas State.....	1985
118 Bryant Kent vs. Illinois State.....	2010
116 Terry Bell vs. Wichita State.....	1983
114 Steve Schmid vs. C. Michigan.....	1969
114 Sam Logan vs. W. Kentucky.....	2004
112 Terry Bell vs. Western Illinois.....	1985
112 Glenn Damato vs. C. Michigan.....	1973
111 Rodney Porter vs. C. Missouri St.....	1989
111 Glenn Damato vs. N. Illinois.....	1973
111 Markus Naves vs. Eastern Illinois.....	2004
110 Charles Swann vs. Northern Iowa.....	1989

109 Rodney Porter vs. Salem.....	1987
109 Carl Berman vs. Youngstown State.....	2005
108 Eddie Ruffin vs. Southern Illinois.....	1980
108 Charles Swann vs. Kansas State.....	1991
107 Glenn Damato vs. Southern Illinois.....	1973
107 Glenn Damato vs. Drake.....	1971
106 Rodney Porter vs. Northern Iowa.....	1987
106 Terry Bell vs. Illinois State.....	1985
106 Dennis Wilkerson vs. Ball State.....	1975
105 Eddie Ruffin vs. Wichita State.....	1980
104 Sam Logan vs. Eastern Illinois.....	2003
104 Kirk Wilson vs. Akron.....	1979
104 Brian Jackson at Purdue.....	2006
103 Bryant Kent vs. South Dakota State.....	2010
102 Rodney Porter vs. Ball State.....	1989
102 Gary Cannon vs. Cincinnati.....	1986
102 Hubert Moore vs. NE Louisiana.....	1978
102 Roger Voorhis vs. Akron.....	1971
102 Carl Berman vs. Southern Illinois.....	2005
101 Jerry Surdy vs. Eastern Illinois.....	1969



**Overall Record: W-354, L-480, T-23 ▶ Season Openers: W-41, L-50, T-7 ▶ Home Openers: W-57, L-35, T-3**

<b>1896 (0-1)</b>					
Terre Haute H.S.	L	5	at Rockville H.S.	5	
Coach: Unknown					
<b>1897 (NA)</b>					
Terre Haute H.S.					
Butler					
Plainfield Academy					
Paris (IL) H.S.					
Danville Normal					
Vincennes U.					
Coach: Unknown					

<b>1898 (1-2)</b>					
0 at DePauw		57			
5 at Rose-Hulman		6			
22 at Sullivan H.S.		0			
Coach: Fred Dubridge					

**1899-1900  
(No team formed)**

<b>1901 (2-3-1)</b>					
0 at Terre Haute H.S.		0			
6 Terre Haute H.S.		11			
0 at Eastern Illinois		16			
11 Rose-Hulman		0			
22 Brazil H.S.		0			
0 Vincennes U.		5			
Coach: C.C. Whitlock					

<b>1902 (3-4)</b>					
5 Terre Haute H.S.		12			
0 Manual H.S.		29			
0 Eastern Illinois		21			
6 Terre Haute H.S.		0			
10 at Eastern Illinois		0			
23 Central Normal		2			
0 Terre Haute H.S.		6			
Coach: Unknown					

**1903  
(No team formed)**

<b>1904 (0-5-1)</b>					
0 at Butler		47			
0 DePauw		16			
6 at Eastern Illinois		12			
0 Butler		17			
5 Eastern Illinois		5			
0 Rose-Hulman		12			
Coach: Unknown					

<b>1905 (0-2)</b>					
0 at DePauw		33			
0 Butler		101			
Coach: Unknown					

<b>1906 (0-2)</b>					
0 Eastern Illinois		11			
0 at Eastern Illinois		23			
Coach: Unknown					

<b>1907 (0-2-1)</b>					
0 at Butler		0			
5 Eastern Illinois		32			
0 DePauw		28			
Coach: Frurip					

**1908  
Football banned by the  
faculty.**

<b>1909 (0-0-1)</b>					
0 at Rockville H.S.		5			
Coach: Dr. McCarthy					
<b>1910-1919 No team formed</b>					
<b>1920 (3-2)</b>					
40 at Union Christian		0			
60 Union Christian		6			
21 Hanover		7			
7 Rose Polytechnic		28			
6 Jas. Millikin		158			
Coach: Ray Hanna					




**Art Strum**  
1923-26, 1932, 1942  
21-20-2, .511

<b>1923 (3-3)</b>					
0 15 at Central Normal		9			
0 Eastern Illinois		16			
24 Oakland College		6			
2 at Evansville		27			
24 Vincennes University		6			
0 Rose-Hulman		19			
Coach: Art Strum					

<b>1924 (6-2)</b>					
17 Danville Normal		2			
0 7 Ball State		0			
45 St. Joseph		0			
79 Vincennes University		0			
6 at Oakland City		13			
13 at Eastern Illinois		25			
31 Evansville		13			
25 Rose-Hulman		6			
Coach: Art Strum					

<b>1925 (2-4-1)</b>					
0 at Indiana		31			
72 at Vincennes U.		0			
0 at DePauw		26			
6 at Franklin		7			
0 at Millikin		13			
20 Ball State		7			
10 Eastern Illinois - HC		10			
Coach: Art Strum					

<b>1926 (2-4-1)</b>					
0 at Eastern Illinois		0			
9 Franklin		33			
6 at Wabash		33			
40 Oakland City		0			
0 at Purdue		38			
10 Eastern Kentucky - HC		7			
0 at Northern Illinois		3			
Coach: Art Strum					



**Wally Marks**  
1927-30, 1933-41,  
1946-48  
62-56-7, .524

<b>1927 (4-2-1)</b>					
12 at Oakland City		0			
13 Manchester		13			
0 at Franklin		6			
0 at Wabash		40			
7 Eastern Illinois - HC		6			
13 at Evansville		0			
27 Northern Illinois		12			
Coach: Wally Marks					

<b>1928 (4-3)</b>					
0 at Indiana "B"		39			
7 Valparaiso		6			
0 at Eastern Illinois		19			
0 at Wabash		27			
19 Franklin - HC		0			
30 Evansville		0			
37 Oakland City		6			
Coach: Wally Marks					

<b>1929 (5-2-1)</b>					
14 at Valparaiso		0			
13 Manchester		6			
0 at Chicago		18			
32 at Evansville		0			
0 at Franklin		0			
6 Eastern Illinois - HC		7			
20 Oakland City		0			
30 Rose-Hulman		6			
Coach: Wally Marks					

<b>1930 (5-3-1)</b>					
26 at Oakland City		0			
8 Franklin		0			
6 Wabash		12			
18 Danville - HC		7			
0 Evansville		0			
0 at Eastern Illinois		34			
13 Indiana Central		6			
0 at Kirksville (Mo.)		32			
7 Rose-Hulman		0			
Coach: Wally Marks					



**Roy Goodlad**  
1931  
4-3-0, .571

<b>1931 (4-3)</b>					
0 Oakland City		13			
0 Illinois "B"		13			
0 at Franklin		40			
6 Eastern Illinois		0			
19 Indiana Central		0			
13 Ball State - HC		7			
13 at Evansville		7			
Coach: Roy Goodlad					

<b>1932 (3-5)</b>					
6 at Franklin		32			
63 Oakland City		0			
0 at Valparaiso		33			
6 Rose-Hulman - HC		0			
6 at Eastern Illinois		12			
26 Danville Normal		12			
0 Manchester		14			
0 at Ball State		12			
Coach: Art Strum					

<b>1933 (7-1)</b>					
20 Gary		0			
0 Valparaiso		26			
25 at Manchester		6			
13 Evansville - HC		12			
0 at Danville Normal		6			
19 Eastern Illinois		6			
9 Ball State		6			
38 Rose-Hulman		19			
Coach: Wally Marks					

<b>1934 (3-5)</b>					
20 at Evansville		0			
7 Valparaiso		14			
31 Rose-Hulman		0			
0 at Butler		12			
0 at Eastern Illinois		19			
6 Franklin - HC		0			
6 at Ball State		15			
14 Eastern Michigan		34			
Coach: Wally Marks					

<b>1935 (5-3)</b>					
0 at SEMO		14			
14 at Hanover		7			
32 Eastern Illinois		13			
7 at Butler		33			
6 at Franklin		0			
12 Ball State — HC		6			
7 at Eastern Michigan		10			
16 Evansville		0			
Coach: Wally Marks					

<b>1936 (2-3-2)</b>					
0 Illinois State		0			
6 Hanover		0			
3 at Ball State		0			
0 at Eastern Illinois		12			
0 Evansville		0			
6 at Jas. Millikin		33			
13 E. Michigan - HC		19			
Coach: Wally Marks					

<b>1937 (1-7)</b>					
0 at Illinois State		21			
13 Eastern Illinois		20			
6 at Hanover		13			
7 at Franklin		13			
0 Valparaiso		13			
7 Evansville		0			
0 Ball State - HC		7			
7 at Eastern Michigan		33			
Coach: Wally Marks					

<b>1938 (1-7)</b>					
0 Michigan Normal		37			
13 Franklin		14			
9 at Ball State		13			
6 Hanover		12			
20 at Valparaiso		34			
7 at Evansville		6			
7 Eastern Illinois - HC		19			
7 at Eastern Kentucky		36			
Coach: Wally Marks					

<b>1939 (2-6)</b>					
14 at Lawrence (W)		21			
7 Ball State		28			
0 at Butler		34			
7 Louisville - HC		0			
13 at Valparaiso		14			
7 Eastern Kentucky		36			
6 at Bradley Tech		30			
7 at Eastern Illinois		6			
Coach: Wally Marks					

<b>1940 (5-1-2)</b>					
0 at Louisville		0			
20 Lawrence (Wisc.)		7			
7 Eastern Illinois		7			
0 Valparaiso - HC		13			
27 Grand Rapids		0			
6 Illinois State		0			
27 at Ball State		7			
29 Franklin		6			
Coach: Wally Marks					

<b>1941 (5-2)</b>					
19 at Illinois State		6			
6 Franklin — HC		0			
32 Valparaiso		0			
14 at Grand Rapids		19			
14 at Eastern Michigan		0			
0 Ball State		7			
19 at Eastern Illinois		6			
Coach: Wally Marks					

# ALWAYS GLORIOUS ON GAMEDAY



**Mark Dean**  
1951-54, 1956  
15-20-4, .436

**1951 (0-6-1)**

7	at Illinois State	27
7	at Valparaiso	46
0	St. Joseph's	13
0	at Ball State	0
0	at Heidelberg	40
13	DePauw - HC	14
7	Butler	14

Coach: Mark Dean

**1952 (4-1-3)**

33	Illinois State	7
0	Valparaiso	0
40	at Evansville	7
21	at St. Joseph's	3
13	Butler	3
0	Ball State - HC	33
14	at DePauw	7
7	at Hanover	7

Coach: Mark Dean

**1953 (5-3)**

14	at Ripon	0
13	at Valparaiso	31
31	Evansville	13
23	St. Joseph's - HC	14
6	at Ball State	33
12	at Butler	47
38	DePauw	0
48	Hanover	13

Coach: Mark Dean

**1954 (4-4)**

40	at Eastern Illinois	7
13	Valparaiso	20
6	at Evansville	41
20	St. Joseph's — HC	21
14	Ball State	13
26	at Butler	38
21	at DePauw	14
33	at Hanover	13

Coach: Mark Dean



**Paul Selge**  
1955  
2-7-0, .222

**1955 (2-7)**


13	at Eastern Illinois	33
6	at Ball State	19
0	St. Joseph's	27
9	at Valparaiso	27
26	Franklin — HC	7
6	Hanover	20
19	Evansville	33
14	DePauw	6
19	Butler	26

Coach: Paul Selge

**1956 (2-6)**

13	E. Illinois	7
19	Valparaiso - HC	33
0	at Butler	33
13	at St. Joseph's	59
14	Ball State	26
27	Anderson	7
14	at Evansville	26
13	at DePauw	46

Coach: Mark Dean



**Bill Jones**  
1957-65  
32-37-1, .464

**1957 (1-6)**

14	Eastern Illinois	0
27	at Evansville	34
6	DePauw - HC	26
13	at Butler	27
0	at St. Joseph's	42
7	at Anderson	23
0	Ball State	20

Coach: Bill Jones

**1958 (2-6)**

8	at Eastern Illinois	30
6	Evansville	21
14	at DePauw	16
8	Butler - HC	31
6	at St. Joseph's	44
14	Valparaiso	12
8	at Ball State	26
19	Hanover	13

Coach: Bill Jones

**1959 (5-3)**

7	Eastern Illinois	6
6	at Evansville	8
28	DePauw	20
6	at Butler	41
20	St. Joseph's	14
7	at Valparaiso	28
29	Ball State	8
19	at Hanover	16

Coach: Bill Jones

**1960 (3-4)**

0	at Eastern Illinois	30
7	Evansville	11
7	at DePauw	15
14	Butler - HC	21
21	at St. Joseph's	7
14	Valparaiso	13
26	at Ball State	23

Coach: Bill Jones

**1961 (2-6)**

20	Eastern Illinois	23
20	at Indiana Central	26
7	at Valparaiso	20
14	Evansville - HC	15
41	at Ball State	0
0	Butler	26
14	at DePauw	28
13	St. Joseph's	9

Coach: Bill Jones

**1962 (5-3)**

0	at Eastern Illinois	13
40	Indiana Central	0
10	Valparaiso — HC	11
26	at Evansville	7
22	Ball State	0
20	at Butler	41
13	DePauw	0
16	at St. Joseph's	0

Coach: Bill Jones

**1963 (4-4)**

14	Eastern Illinois	6
20	at Illinois State	7
14	at Valparaiso	19
29	Evansville - HC	7
7	at Ball State	15
6	Butler	7
0	at DePauw	21
28	St. Joseph's	0

Coach: Bill Jones

**1964 (6-2)**


25	at Eastern Illinois	14
26	Illinois State	7
35	Valparaiso - HC	6
14	at Evansville	20
17	Ball State	0
2	at Butler	7
6	DePauw	0
35	at St. Joseph's	8

Coach: Bill Jones

**1965 (4-3-1)**

17	Eastern Illinois	0
7	Butler	27
42	at Illinois State	21
6	at St. Joseph's	14
24	Valparaiso - HC	21
14	at Evansville	0
15	Ball State	52
14	at DePauw	14

Coach: Bill Jones



**Jerry Huntsman**  
1966-72  
43-24-1, .639

**1966 (6-2)**

32	at Eastern Illinois	0
6	at Butler	28
25	Illinois State	6
19	St. Joseph's - HC	0
19	at Valparaiso	16
20	Evansville	18
20	at Ball State	31
30	DePauw	8

Coach: Jerry Huntsman

**1967 (6-4)**

41	Eastern Illinois	6
23	Butler	7
0	at Northern Illinois	34
13	at St. Joseph's	0
47	Valparaiso - HC	12
15	at Evansville	14
24	Ball State	26
14	at DePauw	17
7	Western Illinois	26
9	at Tampa	7

Coach: Jerry Huntsman

**1968 (9-1)**

23	at Eastern Illinois	0
13	at Akron	41
28	at Butler	12
19	Northern Illinois	7
48	St. Joseph's - HC	6
28	at Valparaiso	0
40	Evansville	14
20	at Ball State	14
41	DePauw	17
14	at Western Ill.	10

Coach: Jerry Huntsman

**1969 (6-3-1)**

41	Eastern Illinois	6
7	at Western Kentucky	7
14	at Evansville	8
14	Eastern Michigan - HC	13
26	at Ball State	0
7	at Southern Illinois	29
54	at Butler	31
42	Illinois State	25
24	Central Michigan	25
12	at Eastern Kentucky	14

Coach: Jerry Huntsman

**1970 (5-5)**

28	at Eastern Illinois	18
6	Western Kentucky	30
20	Evansville	7
21	at Eastern Michigan	25
26	Ball State - HC	28
17	at Akron	8
61	Butler	0
28	at Illinois State	7
7	at Central Michigan	17
0	Eastern Kentucky	9

Coach: Jerry Huntsman

**1971 (4-6)**

21	at Western Illinois	23
28	Eastern Illinois	7
21	at Evansville	13
6	Central Michigan	21
17	at Ball State	20
19	Illinois State - HC	23
14	at Butler	21
17	Southern Illinois	3
37	Akron	10
15	Drake	27

Coach: Jerry Huntsman

**1972 (7-3)**

7	Cincinnati	10
17	at Eastern Illinois	14
28	Evansville	6
0	at Central Michigan	34
10	Ball State	21
32	at Illinois State	8
49	Butler	21
41	Western Illinois - HC	7
21	Akron	17
31	at Southern Illinois	3

Coach: Jerry Huntsman



**Tom Harp**  
1973-77  
20-31-0, .392

**1973 (4-7)**

24	at Northern Illinois	42
17	at Eastern Illinois	0
14	Eastern Michigan	25
3	at Arkansas State	9
17	at Ball State	18
7	Central Michigan - HC	21
41	at Butler	13
22	Western Illinois	14
14	at Akron	31
17	Illinois State	21
36	Southern Illinois	17

Coach: Tom Harp

**1974 (5-5)**

21	Eastern Illinois	6
10	Southern Illinois	8
23	at Northern Illinois	14
31	Ball State	22
0	at Central Michigan	49
3	at Western Carolina	18
56	Butler - HC	27
0	at Akron	21
7	at Illinois State	16
7	at Western Illinois	32

Coach: Tom Harp

**1975 (5-5)**

7	at Eastern Michigan	30
23	at Southern Illinois	21
16	at Ball State	20
21	Northern Illinois	10
56	Dayton	14
42	Illinois State - HC	13
11	at Akron	14
26	Nebraska-Omaha	9
7	at Tulsa	62
7	at Delaware	46

Coach: Tom Harp

**1976 (3-7)**

31	Arkansas State	21
14	Dayton	20
7	Akron	34
28	Northern Illinois - HC	10
13	at Central Michigan	16
21	at Illinois State	24
2	Southern Illinois	21
9	at Ball State	24
20	at Wichita State	17
14	at VMI	26

Coach: Tom Harp

**1977 (3-7)**

7	at McNeese State	25
14	at Southern Illinois	9
14	Western Carolina	15
3	at Akron	20
23	at Drake	20
20	Illinois State - HC	10
20	at West Texas St.	31
18	Ball State	42
14	Wichita State	41
16	at Louisville	27

Coach: Tom Harp



**Dick Jamieson**  
1978-79  
11-11-0, .500

**1978 (3-8)**

9	New Mexico St.	14
31	Western Illinois	20
8	at E. Michigan	27
12	at Louisville	31
0	at Ball State	7
13	Drake - HC	0
7	West Texas State	36
0	at N.E. Louisiana	14
7	Southern Illinois	28
14	at Illinois State	27
42	Wichita State	18

Coach: Dick Jamieson

**1979 (8-3)**

19	Drake	12
28	at Wichita State	9
17	at Western Illinois	14
40	at New Mexico St.	23
28	at Akron	27
18	Ball State	13
17	at West Texas State	33
10	Louisville - HC	34
23	Illinois State	21
38	at Southern Illinois	41
38	N.E. Louisiana	21

Coach: Dick Jamieson



**Dennis Raetz**  
1980-97  
94-105-1, .473

**1980 (6-5)**

13	at Drake	10
14	Eastern Illinois	0
27	Akron	9
20	at Wichita State	46
19	S. Illinois - HC	6
17	at Louisville	27
0	at Illinois State	9
37	West Texas State	18
7	at Tulsa	30
33	New Mexico St.	28
21	at Ball State	28

Coach: Dennis Raetz

**1981 (5-5-1)**

8	at N.E. Louisiana	38
14	at Drake	17
41	New Mexico State	6
14	Wichita State	14
31	Ball State	7
19	Tulsa	20
34	Illinois State	14
3	Southern Illinois	17
14	at West Texas St.	17
27	at Eastern Illinois</	



# ALWAYS GLORIOUS ON GAMEDAY

**1982 (5-6)**

10	at Central Michigan	35
14	New Mexico St.	10
13	McNeese State	10
17	at Ball State	0
29	at Drake	19
0	at Maryland	38
12	E. Illinois - HC	16
9	at Southern Ill.	21
24	Illinois State	7
23	at Louisville	35
14	at Tulsa	48

Coach: Dennis Raetz

**1983 (9-4)**

10	N.E. Louisiana	9
26	Northern Iowa	0
13	at Florida	17
33	Central Missouri	7
20	at Illinois State	37
35	Ball State	14
24	Wichita State	22
21	Southern Illinois - HC	34
17	at Eastern Illinois	13
31	at West Texas State	20
38	at Drake	0
16	*Eastern Illinois	13
7	*at Southern Illinois	23

\*I-AA Playoffs  
Coach: Dennis Raetz

**1984 (9-3)**

42	Wayne State	6
24	Eastern Illinois	17
19	Illinois State	7
27	Central Missouri	3
34	n-Ball State	6
44	at Louisville	21
17	Drake - HC	3
27	at Southern Illinois	10
38	Central Florida	0
17	Tulsa	24
2	at Western Illinois	22
41	*Middle Tennessee St.	42

\*I-AA Playoffs  
Coach: Dennis Raetz

**1985 (4-6)**

31	St. Cloud State	14
7	at Eastern Illinois	39
10	at Kansas	37
17	Drake	10
27	at West Texas St.	29
7	at Northern Iowa	24
42	Western Illinois - HC	24
41	Southern Illinois	38
27	n-Ball State	29
21	at Illinois State	24

Coach: Dennis Raetz

**1986 (3-8)**

27	St. Cloud St.	18
14	Missouri State	10
9	at Iowa State	64
6	at Kansas	20
3	n-Ball State	16
14	at Southern Illinois	16
28	Illinois State - HC	38
27	Buffalo	0
14	at Cincinnati	46
14	Eastern Illinois	31
10	at Northern Iowa	45

Coach: Dennis Raetz

**1987 (5-6)**

55	Salem College	0
0	Boston University	34
10	at W. Illinois	42
14	Northern Iowa	38
19	Missouri State	42
38	at Georgia Tech	38
14	Eastern Illinois	20
10	at Illinois State	3
24	Southern Illinois—HC	15
40	Cincinnati	16
24	Ball State	23

Coach: Dennis Raetz

**1988 (5-6)**

38	Salem College	17
0	at Florida	58
21	Western Illinois	24
24	Eastern Illinois	12
27	Missouri State	24
7	at Southern Illinois	10
26	Illinois State — HC	18
24	at Northern Iowa	6
7	at Youngstown St.	25
21	at Cincinnati	40
10	Ball State	24

Coach: Dennis Raetz

**1989 (4-7)**

21	Central Mo. St.	15
10	at SMS	31
42	Austin Peay	15
7	at Eastern Illinois	21
14	at Minnesota	34
19	Youngstown State	20
21	Northern Iowa — HC	24
13	at Illinois State	15
27	Ball State — HD	34
35	Southern Illinois	24
13	at Western Illinois	7

Coach: Dennis Raetz

**1990 (4-7)**

37	Central Missouri St.	16
17	at Southern Illinois	20
26	Missouri State	33
13	at Purdue	41
10	at Western Illinois	28
52	Murray State	0
22	Eastern Illinois	31
37	Northern Iowa — HC	23
0	at Ball State	42
24	Illinois State	28
29	at Western Kentucky	27

Coach: Dennis Raetz

**1991 (5-6)**

25	at Kansas State	26
35	Central Missouri State	6
39	Concord College	8
10	Ball State	14
3	at Illinois State	6
16	Eastern Illinois	15
19	at Missouri State	68
23	Southern Ill. — HC	30
7	Western Illinois	6
21	at Northern Iowa	49
31	Western Kentucky	14

Coach: Dennis Raetz

**1992 (6-5)**

3	at Oklahoma State	35*
14	at Western Kentucky	34
12	Illinois State	7
66	Lock Haven	13
24	Youngstown State	30
28	at Eastern Illinois	31
63	Glenville State	49
30	at Western Illinois	42
13	Northern Iowa — HC	34
31	Missouri State	28
35	at Southern Illinois	42

\*Game forfeited to ISU  
Coach: Dennis Raetz

**1993 (4-7)**

21	at Air Force	63
10	at Minnesota	27
21	at Missouri State	31
27	Eastern Illinois	24
10	at Northern Iowa	10
3	at Illinois State	17
41	Western Kentucky — HC	14
26	Southern Illinois	35
10	at Youngstown State	17
49	West Virginia Tech	6
16	Western Illinois	6

Coach: Dennis Raetz

**1994 (5-6)**

17	at Toledo	20
41	Lock Haven	14
63	West Virginia Tech	0
12	Illinois State	7
10	Northern Iowa	11
27	at Southern Illinois	14
17	at Western Illinois	38
7	Missouri State — HC	10
21	at Eastern Illinois	30
28	at Western Kentucky	16
3	Youngstown State	14

Coach: Dennis Raetz

**1995 (7-4)**

31	Mars Hill	0
10	at Mississippi	56
41	Glenville State	14
30	Western Illinois	13
52	Southern Illinois	3
16	at Missouri State	9
10	at Northern Iowa	27
27	Western Kentucky — HC	6
13	at Youngstown State	6
0	at Illinois State	25
6	Eastern Illinois	27

Coach: Dennis Raetz

**1996 (6-5)**

48	Mars Hill	0
3	at Kansas State	59
16	at Eastern Illinois	35
47	St. Joseph's	14
34	at Liberty	10
10	at Western Illinois	7
24	at Southern Illinois	13
23	Illinois State-HC	7
20	at Western Kentucky	27
19	Northern Iowa	34
12	Missouri State	27

Coach: Dennis Raetz

**1997 (3-8)**

0	at Murray State	13
19	Kentucky State	6
6	at North Texas	41
19	Southern Illinois	14
0	Youngstown State — HC	31
7	at Missouri State	22
3	Western Illinois	37
16	at Illinois State (2OT)	13
14	Eastern Illinois	21
14	Western Kentucky	21
21	at Northern Iowa (3OT)	29

Coach: Dennis Raetz



**Tim McGuire**  
1998-2004  
24-55-0, .304

**1998 (5-6)**

0	at Kansas State	66
21	at SE Missouri State	14
14	at Youngstown State	20
38	St. Joseph's (Ind.)	7
20	Illinois State	24
24	Missouri State — HC	14
27	at S. Illinois	21
28	Northern Iowa	31
9	at W. Illinois	26
14	at Western Kentucky	42
10	Murray State	10

Coach: Tim McGuire

**1999 (3-8)**

0	at Iowa State	33
0	at Oklahoma	49
24	at Eastern Kentucky	31
28	Youngstown State	31
17	at Illinois State	20
34	SE Missouri State	13
39	Western Illinois — HC(OT)	36
21	at Northern Iowa	44
66	Southern Illinois	44
30	Western Kentucky (OT)	34
14	at Missouri State	31

Coach: Tim McGuire

**2000 (1-10)**

24	Eastern Illinois	42
10	Eastern Kentucky	34
0	at Western Michigan	56
24	at Murray State	41
7	at Western Illinois	49
7	Missouri State	24
0	Illinois State	21
17	Northern Iowa — HC	49
7	at Youngstown State	42
23	Southern Illinois	22
3	at Western Kentucky	28

Coach: Tim McGuire

**2001 (3-8)**

0	at Tulsa	51
14	at Eastern Illinois	44
21	at Eastern Michigan	14
13	Stephen F. Austin	31
21	Youngstown St.	35
9	W. Kentucky	22
25	at Missouri State	19
20	Southern Illinois — HC	14
13	at Northern Iowa	34
17	at Illinois State	31
15	Western Illinois	52

Coach: Tim McGuire

**2002 (5-7)**

17	at Western Michigan	48
14	Cumberland	10
21	at Ball State	23
19	at Eastern Illinois	26
34	Murray State (OT)	31
16	at Youngstown St.	31
23	Missouri State (OT)	21
21	at Western Illinois	52
7	at Western Kentucky	24
21	Northern Iowa — HC	19
21	at Southern Illinois	14
12	Illinois State	20

Coach: Tim McGuire

**2003 (3-9)**

7	at Ball State	31
13	Florida International	10
3	at Indiana	33
17	at Murray State	10
23	Eastern Illinois	7
14	Southern Illinois	37
14	at Northern Iowa	22
24	Youngstown St. (OT)	30
14	Western Kentucky — HC	59
10	at Missouri State	45
28	Western Illinois	34
3	at Illinois State	38

Coach: Tim McGuire

**2004 (4-7)**

0	at Miami (Ohio)	49
33	at Eastern Illinois (OT)	30
28	Murray State	21
41	UT-Martin	24
41	Illinois State (2OT)	38
27	at Western Illinois	29
28	Missouri State — HC	31
9	at Western Kentucky	31
20	at Youngstown St.	45
6	Northern Iowa	58
10	at Southern Illinois	59

Coach: Tim McGuire



**Lou West**  
2005-2007  
1-32, .030

**2005 (0-11)**

13	Eastern Illinois	24
10	St. Francis (Ind.)	42
15	at Murray State	27
7	at Texas Tech	63
28	Western Ky.	38
0	Y'town State	45
10	at Northern Iowa	31
20	Southern Ill. — HC	42
22	at Missouri St.	31
35	W. Illinois	63
28	at Illinois St.	70

Coach: Lou West

**2006 (1-10)**

35	at Purdue	60
21	at Eastern Illinois	31
40	Murray State	59
14	at Northern Illinois	48
3	at Southern Illinois	55
17	at Y'town State	55
14	Northern Iowa	34
28	Missouri State — HC	22
3	at Western Ky.	41
41	at Western Illinois	46
20	Illinois State	42

Coach: Lou West

**2007 (0-11)**

7	at Indiana	55
10	Austin Peay	32
10	at SEMO	13
20	Eastern Illinois	54
10	Southern Illinois	72
7	Western Illinois	19
17	at Illinois State	69
7	Western Ky. — HC	56
7	at Missouri State	63
7	Y'town State	40
14	at Northern Iowa	68

Coach: Lou West/  
Dennis Raetz



**Trent Miles**  
2008  
7-27, .206

**2008 (0-12)**

0	at Eastern Michigan	52
3	at Eastern Illinois	38
3	at Northern Illinois	48
21	SEMO	24
6	Illinois State	57
7	at Southern Illinois	60
0	at Western Illinois	56
9	South Dakota St. — HC	49
7	at North Dakota St.	34
21	at Youngstown St.	35
0	Northern Iowa	28
24	Missouri State (OT)	27

**2009 (1-10)**

20	Quincy (OT)	26
10	at Louisville	30
0	Eastern Illinois	31
0	at South Dakota St.	41
0	Youngstown State	28
7	at UNI	62
21	at Illinois State	38
17	Western Illinois - HC	14
0	Southern Illinois	33
7	at Missouri State	31
17	North Dakota State	56

**2010 (6-5)**

57	St. Joseph's	7
7	at Cincinnati	40
7	at Western Illinois	40
56	Quincy	22
59	Illinois State	24
38	Missouri State — HC (OT)	35
15	at North Dakota St.	27
41	South Dakota St.	30
20	Northern Iowa	30
31	at Youngstown St.	24
21	at Southern Illinois	49



## To The Media

It is our goal that you find this publication useful while covering Indiana State University's 2011 football team. Every effort has been made to include timely and pertinent information.

Additional requests by accredited media representatives for items such as color photography, electronic highlights, feature material, etc., should be directed to our office. It is our purpose to serve you.

## Credentials

Requests for working press, radio, television and photographer passes should be made as early as possible to:

### **Ace Hunt**

**Director/Media Relations**

**Indiana State University**

**401 N Fourth Street, ISU Arena, Room 101B**

**Terre Haute, IN 47809**

**FAX: (812) 237-4913**

Credentials may be picked up in the Media Relations office prior to the first game, thereafter they will be left at Memorial Stadium Media Will Call. Credentials must be made visible at all times for proper identification by Indiana State security personnel. Weekly print media and non-reporting radio-TV representatives have least priority to media reservations. Likewise, we are unable to accommodate children, spouses or other nonworkers.

## Photo / Sideline Credentials

Follow the same procedure as used in requesting press box credentials. A credential must be designated photo for access to field level.

## Media Will Call

The Memorial Stadium Media Will Call is located at the West gate area of the stadium. Credentials may be picked up 90 minutes prior to game time.

## Press Box

**Entrance:** The entrance to the Memorial Stadium press box is via the elevator located on the west side of the stadium, directly across from main gate.

**Layout:** The Memorial Stadium press box is a single-level facility. The main area is reserved for print media personnel. There are separate booths for radio and television networks, coaches and the official stat crew. Film crews are asked to use the photo deck atop the press box.

**Radio Networks:** The originating station for each team's radio network is provided a booth from which to broadcast. Phone lines are provided in the visitor's radio booth on a reciprocal basis.

**Television:** Should a station wish to originate live coverage of a game, a broadcast booth will be provided to the originating network. **All telecasts must have the approval of the Indiana State University Athletics Director.**

**Coaches Booth:** Home and visiting coaching staffs are provided a booth, seating four persons, from which to work.

**Pressbox Roof:** An open air photo deck is located on the pressbox roof. Secondary radio broadcasts may also be placed on the roof due to space limitations.

**Sideline:** Indiana State follows NCAA regulations regarding media representatives on the sidelines. Photographers are not permitted to shoot between the 25-yard lines and must display their credentials at all times. Media may not work inside the team areas at any time. Representatives from the Indiana State Athletics Department will be responsible for sideline control.

## Media Parking

There will be a designated media parking area near the main entrance to Memorial Stadium. Media parking passes will be delivered to all credentialed media well in advance of the first home game.

## Press Box Services

Statistical and informational materials including pre-game notes, flip cards and gameday programs will be distributed in the press box prior to game time. Two telephone lines are available on a first-come, first-served basis. Play-by-play, complete quarter, halftime and final game statistics and drive charts will be available shortly after the game. A light meal and beverages will be available to accredited media one hour prior to game time. Beverages will be available throughout the game. In-game live statistics will be provided to live electronic

broadcast outlets. The Indiana State football press box is equipped with wireless internet technology, with which users may acquire guest access to the university's broadband internet server while working.

## Post-Game Procedure

Prior to the end of the contest, SID Ace Hunt will collect media requests. Media will be escorted to field level with five (5) minutes remaining on the fourth quarter clock. Coach Miles will be available in the Sycamore media room in the fieldhouse on ground level. The opposing coach and two selected players will follow Coach Miles. Selected ISU players will then be escorted to the media room for interview opportunities.

## Radio Information

Radio contract requests and information should be directed to the Indiana State Athletics Media Relations Office. Stations designated as "official" by visiting opponents will be provided a courtesy telephone line on press row. All other stations requesting broadcast space must pay a fee of \$50 to Indiana State University and will be accommodated on the press box roof.

## Player Interview Policy

All requests for player interviews must be made through the Media Relations office. Players have been instructed to conduct no interviews unless they have been set up in this manner. The interviews generally will be conducted after practice at Memorial Stadium. Players generally are available throughout the week with the exception of game days. Requests for telephone interviews will be handled by players returning phone calls to the media. **No home telephone numbers will be given out.**

## Interviews with Coach Trent Miles

Interviews with coach Trent Miles may be arranged through the Athletics Media Relations Office by calling (812) 237-4161. It is best to arrange phone interviews during the morning. If you are unable to speak with coach Miles during the mornings, he is available to talk to the media directly after the conclusion of practice at Memorial Stadium.

## Directions to Memorial Stadium

**Memorial Stadium is located on the northeast corner of Wabash and Brown Avenue.**

**From the east (Indianapolis):** Take Interstate 70 west to the first Terre Haute exit (Hwy 46). Turn right onto Highway 46 North and travel approximately two miles to Wabash Avenue. Turn left onto Wabash Avenue and travel approximately one mile to Brown Avenue (second stoplight).

**From the west (St. Louis):** Take Interstate 70 east to the third Terre Haute exit (Highway 46). Turn right onto Highway 46 North and travel approximately two miles to Wabash Avenue. Turn left onto Wabash Avenue and travel approximately one mile to Brown Avenue (second stoplight).

## Sycamores On The Net

The Indiana State Athletics Home Page may be accessed at **GoSycamores.com**. All current Sycamore football information can be found on this page, including weekly media releases, game-by-game recaps, statistics and coaching staff biographies.



## Sycamores On The Air

All Indiana State football games can be heard on xxxxx in Terre Haute. Calling all of the action for the Sycamores will once again by Brian Fritz, a 12-year veteran of the Indiana State broadcast booth.



**Brian Fritz**

In addition, the WTWO Channel 2 Sports Department will handle the television broadcast duties for the Sycamores again in 2011. Sports Director Jason Pensky will provide details of the all of the action for Sycamore Football on WTWO this fall.



**Jason Pensky**



**Ace Hunt**  
**Director/Media Relations**  
**(812) 237-4161**  
**(812) 243-5568**  
**ace.hunt@indstate.edu**

## Primary Media List

### **Newspapers**

**Evansville Courier**, 201 NW Second, P.O. Box 268, Evansville, IN 47702. Dave Johnson, Sports Editor. (812) 464-7526. FAX (812) 422-8196

**Indianapolis Star**, 307 North Pennsylvania, Indianapolis, IN 46204. Pat McKee, Sports Writer. Phone (317) 444-6644. FAX (317) 444-6500.

**Indiana Statesman**, HMSU, Indiana State University, Terre Haute, IN 47809, Sports Editor. Phone (812) 237-3030. FAX (812) 237-7629.

**Terre Haute Tribune-Star**, P.O. Box 149, Terre Haute, IN 47808. **Todd Golden (beat writer), Sports Editor**. Phone (812) 231-4224. FAX (812) 231-4321.

### **Wire Services**

**Associated Press**, Suite 1600, Capital Center North, 251 North Illinois St., Indianapolis, IN 46204. Mike Marot, Sports Editor. Phone (317) 639-5501. FAX (317) 638-4611.

**ESPN/SportsTicker**, Harbor Financial Center, 800 Plaza Two, Jersey City, NJ 07311-1199. FCS Coordinator. Phone (800) 367-8935. FAX (800) 336-0383.

**The Sports Network**, 2200 Byberry Road, Hatboro, PA 19040. Phone (800) 227-7249. FAX (800) 227-0803.

### **Radio**

**ESPN RADIO 1130 & 1300 AM** 1300 Ohio Street, Terre Haute, IN 47807. Sports Director. Phone (812) 234-9770. FAX (812) 238-1576.

**WTHI-FM (99.9)**, 918 Ohio Street, Terre Haute, IN 47808. Phone (812) 232-9481. FAX (812) 234-0089.

**WISU-FM (89.7)**, Dreiser Hall 230, Indiana State University, Terre Haute, IN 47809. Phone (812) 237-3690. FAX (812) 237-3241.

**Indianapolis Sports Talk Radio**, 54 Monument Circle, Suite 250, Indianapolis, IN 46204. Greg Rakestraw, Sports Director. Phone (317) 655-9999. FAX (317) 655-9995.

**NETWORK INDIANA**, 201 S. Capitol Ave., Suite 500, Indianapolis, IN 46225. Bob Lovell. Phone (317) 237-5598. FAX (317) 237-5620

### **Television**

**Flagship TV Outlet – WTWO-TV (Channel 2) & WFXW (Channel 38)** U.S. Highway 41 South, Terre Haute, IN 47808. Jason Pensky, Sports Director (TV play-by-play); Eric Peat, reporter. Phone (812) 232-9504. FAX (812) 696-2755.

**WTHI-TV (Channel 10)**, 918 Ohio Street, Terre Haute, IN 47808. Rick Semmler, Sports Director; Ross Rowling, reporter. Phone (812) 232-4953. FAX (812) 232-8953.

**WISH-TV (Channel 8)**, P.O. Box 7088, Indianapolis, IN 46207. Jimmy Shumar, Sports Director. Phone (317) 931-2255. FAX (317) 926-1144.

**WRTV-TV (Channel 6)**, 1330 North Meridian, Indianapolis, IN 46204. Sports Director. Phone (317) 269-1433. FAX (317) 269-1445.

**WTHR-TV (Channel 13)**, 1000 North Meridian, Indianapolis, IN 46204. Dave Calabro, Sports Director. Phone (317) 639-6397. FAX (317) 632-6720

# ALWAYS GLORIOUS ON GAMEDAY

