

Indiana State Football

Indiana State Athletics Media Relations Office

Ace Hunt, Media Relations Director ■ ace.hunt@indstate.edu
 401 N Fourth Street, Room 101B, Terre Haute, IN 47809
 Office: 812-237-4161 ■ Cell: 812-243-5568 ■ Fax: 812-237-4193
 Assistant Football Contact: Danny Pfrank (danny.pfrank@indstate.edu)
 Assistant Football Contact: Blaine Kinsey (bkinsey1@indstate.edu)



Indiana State (7-3, 5-2 MVFC)
SYCAMORES

Date	Opponent	Time/Result
Sept. 1	at Indiana	L, 17-24
Sept. 8	Quincy	W, 44-0
Sept. 15	Drake	W, 27-10
Sept. 22	South Dakota State *	L, 10-24.
Sept. 29	at Southern Illinois *	W, 24-3
Oct. 6	Missouri State *	W, 31-17
Oct. 13	at North Dakota State *	W, 17-14.
Oct. 20	at Western Illinois *	W, 23-7.
Oct. 27	South Dakota *	W, 45-14
Nov. 3	Illinois State *	L, 10-17.
Nov. 17	at Youngstown State *	2:00 p.m.

* Missouri Valley Football Conference Game
 • All Times Eastern



Youngstown State (6-4, 3-4 MVFC)
PENGUINS

Date	Opponent	Time/Result
Sept. 1	at Pittsburgh	W, 31-17
Sept. 8	Valparaiso	W, 59-0
Sept. 15	Albany	W, 31-24
Sept. 22	Northern Iowa *	W, 42-35
Oct. 6	at North Dakota St. *	L, 7-48
Oct. 13	at Illinois State *	L, 28-35
Oct. 20	Southern Illinois *	L, 21-38
Oct. 27	at South Dakota St. *	L, 28-41
Nov. 3	South Dakota *	W, 13-10
Nov. 10	at Western Illinois *	W, 31-7
Nov. 17	Indiana State *	2:00 p.m.

*Denotes Missouri Valley Football Conference Game
 All Times Eastern

The Sycamores Travel To Youngstown State For Game With MVFC Title & FCS Playoff Implications

SETTING THE STAGE

The fifth season of the Trent Miles era continues on Saturday, November 17, as the No. 18/19 Sycamores play their final regular season game against Youngstown State. Saturday's game is set for a 2:00 p.m. (ET) kickoff at Stambaugh Stadium (20,630). The game will be broadcast live nationally on ESPN 3 with Chad Krispinsky (pbp) and Dave Sess (color) on the call. The game will also air live on WIBQ (98.5 FM), with Brian Fritz and Tom James calling the action for the Nelligan Sports Marketing Radio Network. Action can be heard live worldwide on GoSycamores.com.

THE YOUNGSTOWN STATE SERIES

Youngstown State holds a 19-3 lead in the all-time series which dates back to 1987, including an edge of 8-2 in games played in Youngstown, Ohio. The Sycamores have won each of the last two games in the series, which marks the first time ISU has taken back-to-back victories versus the Penguins.

THE COACHES

INDIANA STATE: Trent Miles (Indiana State '87)

- Overall: 20-35 (5th Season)
- at Indiana State: 20-35 (5th Season)
- vs. YSU: 2-2
- vs. Missouri Valley Football Conference: 14-25

YOUNGSTOWN STATE: Eric Wolford (Kansas State, '94)

- Overall: 15-17 (Third Season)
- at YSU: 15-17 (Third Season)
- vs. Indiana State: 0-2
- vs. Missouri Valley Football Conference: 8-15

QUICK HITS

- Indiana State enjoyed a five-game winning streak for first time since 1996 by defeating Southern Illinois, Missouri State, No. 1 North Dakota State, Western Illinois and South Dakota in succession. Three of those victories (SIU, NDSU, and WIU) came on the road. The Sycamores are 5-2 in league play for the first time ever.
- Indiana State has risen to as high as No. 14 in the national polls this season, which is tied for the highest for the Sycamores since joining the MVFC and the highest in the Trent Miles era.
- Junior tailback Shakir Bell enter Saturday's game with 1,421 yards on the season, just 189 yards behind his school record 1,610 rushing yards which was set last season.

ON THE AIR

National Television

ESPN 3

Play-By-Play: Chad Krispinsky

Analyst: Dave Sess

Online: WatchESPN.com



Radio

Nelligan Sports Marketing Radio Network

Flagship: WIBQ 98.5 FM

Play-By-Play: Brian Fritz

Analyst: Tom James

Online: GoSycamores.com



Media Services

GoSycamores.com

The Official Online Home of Sycamore Athletics

ISU Athletics and Sycamore football information can be accessed online at all times. Complete statistics, notes, recaps, features and archives, as well as live video, are available at GoSycamores.com.

Social Media

Indiana State football information can be found on facebook.com/Sycamores as well as twitter.com/IndianaStateFB & IndStAthletics

Radio Show

Head coach Trent Miles will join play-by-play voice Brian Fritz every Monday for the Trent Miles Radio Show at 6:00 p.m. The show will take place live from Beef O' Brady's in Terre Haute and will air on WIBQ 98.5 FM in the Wabash Valley.

Interview Availability

Each day on game weeks, ISU players will be available at Memorial Stadium 30 minutes after each practice session. Coach Trent Miles will be available at this time or upon prior arrangements with the ISU Athletics Media Relations Office. Please call Ace Hunt at (812) 237-4161 to confirm practice times or schedule an interview with Coach Miles or the Sycamore student-athletes through the week. All interviews are to be coordinated through the Media Relations Office. This allows the staff to arrange the interview when it best suits the student athlete's and reporter's schedules. Please contact the Media Relations Office in advance to make your interview requests. **Media are not permitted to contact student-athletes on their own at any time.**

MVFC Teleconference

All nine league head coaches are available on the league's weekly coaches' teleconference on Tuesday's during the regular season. The call begins at 11:00 a.m. and coach Miles will make his weekly appearance beginning at 11:25 a.m. Media members may call 877-393-4731 to join the teleconference.

Postgame Policies

Ace Hunt will coordinate all postgame interviews for the Sycamores, as the locker room is closed to media. On the road, Coach Miles and selected players will be made available after a brief cooling off period in an area outside the locker room or a space designated by the host school. At home, both team's head coaches as well as selected players will be made available in the interview area located inside the Memorial Stadium Fieldhouse.

The Indiana State Head Coach

Indiana State head coach Trent Miles (Indiana State, 1987) is 20-35 (.364) overall in his fifth season as a head coach, all with the Sycamores. He is 14-25 all-time in MVFC games, including an 8-12 mark at home and a 6-13 mark on the road. During his career, he is 13-15 in all home games, 7-20 on the road and 4-3 in games decided by three points or less. Miles is 2-2 all-time against Youngstown State, and is 1-1 against the Penguins on the road. With the Trees, Miles is 1-2 in overtime games, and 1-5 in shutouts. Saturday's game is Trent Miles' 56th as Indiana State head coach.

The Youngstown State Head Coach

Youngstown State is led by third-year head coach Eric Wolford, who is 15-17 at the helm of the Penguin football program. Wolford owns an 0-2 record against Indiana State, including an 0-1 mark inside Stambaugh Stadium against YSU.

Scouting The Penguins

Youngstown State has won two games in a row to improve their record to 6-4 on the season, including a mark of 3-4 in Missouri Valley Football Conference play. Kurt Hess is the Youngstown State quarterback and has tied a school record with 51 career touchdown passes. The Penguins have scored a touchdown in the first quarter of all 10 games this season. Defensively, Youngstown State has registered 13 quarterback sacks in the past four games, with defensive tackle Nick DeKraker posting sacks in each of the last four games.

A Little History

This marks the 108th season of football at Indiana State, dating back to 1896. The University did not field teams from 1899 to 1900, 1908 or from 1910 to 1919. ISU owns an all-time record of 358-477-22 and is competing for the 27th consecutive season as a member of the MVFC.

Television Particulars

The Youngstown State game is being televised nationally by ESPN 3 as a production of the Penguins institutional broadcast network. Fans must subscribe to an internet or television service which has partnered with ESPN to access the broadcast free of charge at WatchESPN.com. ESPN 3 is free on college campuses and military bases worldwide. Those who are eligible may also access the broadcast on their smartphone on tablet using the Watch ESPN app.

Why The Win Over North Dakota State Is High On The Indiana State List Of Program Achievements

Indiana State's 17-14 road victory over No. 1 North Dakota State was monumental in several ways for the Sycamores. It was the first-ever victory by an Indiana State football team over a program that was ranked first in the nation at the time of the contest in eight tries. It also marked the first victory for the Sycamores against a team ranked in the Top 5 nationally at the time of the game in 20 attempts. It was also the third consecutive road victory in MVFC play which is the longest such streak of success away from Memorial Stadium in conference action ever by the Sycamore program. The victory also broke a string of 10 consecutive wins for the Bison, who captured the FCS National Championship in 2011. Indiana State is the only team to defeat North Dakota State this season, and the Sycamores won the game in front of a sold out crowd at Fargodome. North Dakota State, which has spent nearly the entire season in the No. 1 spot in the nation in both national polls owns victories this season over Robert Morris, at FBS Colorado State, Prairie View A&M, at No. 14 Northern Iowa, No. 3 Youngstown State, at South Dakota, Southern Illinois, at Missouri State and at home against No. 16 South Dakota State on November 17. The Bison's only loss this season is to Indiana State.

Defense Ranks High Nationally In Points Allowed Per Game

The Sycamore defense has been outstanding so far this season, allowing just 130 points over the first 10 games, including the program's first shutout since 1996 with the 44-0 victory over Quincy on September 8. ISU has allowed just 10 offensive touchdowns to the opposition in the last 38 quarters of action. ISU's defense is allowing an average of 13.00 points per game which ranks second in the MVFC and nationally. Indiana State leads the conference in pass efficiency defense with a 93.64 rating. The Sycamores are allowing 286.6 yards per game which is second in the league and sixth-best in FCS. ISU is also giving up just 159.3 passing yards per game which is second in the league and eighth-best nationally.

Sycamores Setting Records For No. 8 Ranking In The GridIron Power Index

Indiana State is ranked No. 8 in the latest GridIron Index, the leading indicator of a team's standing in the FCS ranks. The Sycamores have steadily climbed the GPI all season long, reaching a high of No. 5 on October 29. ISU's No. 5 ranking earlier in the season is the highest that the program has been ranked since the GPI national rankings were introduced in 2008.

Shakir Bell Becomes Quickest To 1,000 Rushing Yards At Indiana State (Again!)

Indiana State junior Shakir Bell went over the 1,000 rushing yard mark for the season in just the seventh game as he put up 96 yards on the ground as the Sycamores downed No. 1 North Dakota State in front of a near capacity crowd at the Fargodome 17-14. Bell rushed 26 times in the game for 96 yards as he broke his own school record set last year for being the fastest Sycamore to reach 1,000 yards rushing in a season. Bell now has 3,740 yards for his career which is third on ISU's all-time list. Bell is averaging 142.1 rushing yards per game which is second in the MVFC and fifth nationally. Bell has reached 100 yards rushing in 18 of his 31 career games. Vincent Allen (4,335 yards from 1973-77) and David Wright (4,181 yards from 1992-95) are the only two players to sit ahead of Bell on the ISU all-time career rushing list.

Bell Sets MVFC & ISU Rushing Records In Victory Over Drake

Indiana State junior running back Shakir Bell etched his name in both the Missouri Valley Football Conference

An Indiana State Win Over Youngstown State Would ...

- Give Indiana State a 6-2 record in MVFC play for the first time ever and also would mark the first time that the Sycamores have ever recorded six MVFC victories in a single-season.
- Give Indiana State an 8-3 record, its best in the regular season since a 9-2 finish in 1984.
- Give the Sycamores three consecutive victories over Youngstown State for the first time in the 22-game history of the series.
- Extend the Sycamores' school-record road MVFC winning streak to five games and give ISU a perfect 4-0 record this season in road league games.

and Indiana State record books yet again on September 15 when he gained 349 yards on the ground to set both the school and conference single-game rushing record against Drake. For his efforts, Bell was named both the MVFC Offensive Player Of The Week and The Sports Network National Offensive Player Of The Week. His 349-yard rushing effort is the highest single-game total so far this season for both FBS and FCS and is the eighth-highest total ever in FCS history. Evan Borchers Was Named The MVFC Offensive Lineman Of The Week following Bell's performance against Drake.

Sycamores' No. 14 National Ranking Is Highest Under Miles And As A MVFC Member

Following the 45-14 victory for Indiana State over South Dakota on October 27, the Sycamores were ranked in each of the national polls heading into its matchup against Illinois State, who likewise was ranked in each poll. The Sycamores were No. 14 in The Sports Network Top 25 while they were No. 17 in the FCS Coaches Poll. The No. 14 national ranking for the Sycamores was tied for the highest in program history since joining the MVFC. ISU was No. 14 in both 1989 & 1995. The Sycamores were ranked as high as No. 1 in 1984 -- the last time the program advanced to the FCS Playoffs. The No. 14 ranking was the highest for the Sycamores in the Trent Miles era.

Indiana State Currently On A Four-Game Road MVFC Winning Streak (Undefeated In 2012)

Indiana State is undefeated in 2012 on the road in Missouri Valley Football Conference play, owning victories over Southern Illinois, Western Illinois and No. 1 North Dakota State. ISU also won its final road league game in 2011 at Missouri State, giving the Sycamores a four-game road MVFC winning streak heading into the regular season finale at Youngstown State on November 17. ISU's four-game road winning streak is the longest in program history and the Sycamores are looking for their first-ever undefeated record on the road in league play, when they attempt to make it a perfect 4-0 this weekend at Youngstown.

Special Forces Unit Making Their Mark Nationally

The Sycamores are averaging 38.93 yards per net punt, which is tops in the league and fifth nationally. Special Forces also ranks sixth nationally and second in the league in kickoff return average, boasting a 25.04 tally per opportunity. Hileman is averaging a league-best 43.77 yards per punt, a total which is eighth best nationally.

Sycamore Winning Streak Hit Five In A Row

The Sycamores won five consecutive games - a stretch that included three road league wins - and are 5-2 for the first time ever in Missouri Valley Football Conference play and have won five games in league action consecutively for the first time ever with their stretch of success from Sept. 29 until Oct. 27. The Sycamores' 31-point victory over South Dakota is the second largest victory over a league opponent behind a 35-point win against Illinois State in 2010. ISU is 7-3 for the first time since 1995 and are just two victories shy of tying the school record for most victories in a season (9), set in 1984.

Indiana State Has Already Secured Third Consecutive Winning Season

The Indiana State Sycamores are 7-3 overall record and 5-2 in Missouri Valley Football Conference play heading into the final week of the regular season. The Sycamores have already secured their third consecutive winning campaign which would be the first time ISU has enjoyed that many winning seasons in a row since the 1967-69 years under Jerry Huntsman when ISU posted six consecutive winning seasons.

Finishing The Games Strong

The Indiana State Sycamores have put together a total of 38 offensive scoring drives through 10 games this season. Of those, 24 have come after an opponent's final score -- good enough for 63.2 percent of all scoring drives. The Sycamores have outscored their opponents by a 116-80 margin in the second half this season, including a 64-29 advantage in the fourth quarter. The Sycamores improved to a perfect 7-0 this season when leading heading into the fourth quarter as they made a 38-7 lead standup with the victory over South Dakota.

Johnny Towalid Has Historic Outing Against North Dakota State

Towalid was named the Co-National Defensive Player Of The Week By The Sports Network and was The National Defensive Performer Of The Week & National Defensive Back Of The Week as announced the College Football Performance Awards. He also was named a College Sporting News National All-Star. Towalid set an Indiana State school record with two interception returns for a touchdown as the Sycamores took down No. 1 North Dakota State on the road in ISU's first-ever victory over a nationally top-ranked program. His pair of pick 6's tied the league and FCS record for a single-game. He is one of just 24 players all-time to record two interception returns for a touchdown in one game in the history of FCS football. He scored both of the Sycamores' touchdowns at NDSU, including one in the second quarter of 27 yards to give ISU a 10-3 lead

National Polls

The Sports Network -- Top 25 (November 12, 2012)

Team	Record	Points	LW
1. North Dakota State Bison (121)	9-1	3,930	1
2. Montana State Bobcats (20)	9-1	3,748	2
3. Sam Houston State Bearkats (14)	8-2	3,585	3
4. Old Dominion Monarchs (3)	9-1	3,496	4
5. Eastern Washington Eagles	8-2	3,362	5
6. Georgia Southern Eagles	8-2	3,113	7
7. New Hampshire Wildcats (1)	8-2	2,897	10
8. Appalachian State Mountaineers	8-3	2,659	12
9. Wofford Terriers	8-2	2,502	13
10. Central Arkansas Bears	8-2	2,341	14
11. Illinois State Redbirds	8-2	2,094	15
12. Stony Brook Seawolves	9-2	1,917	6
13. James Madison Dukes	7-3	1,885	9
14. Lehigh Mountain Hawks	9-1	1,843	8
15. Northern Arizona Lumberjacks	8-2	1,594	11
16. Villanova Wildcats	7-3	1,477	21
17. Cal Poly Mustangs	8-2	1,354	19
18. Indiana State Sycamores	7-3	1,294	18
19. Towson Tigers	6-4	1,251	17
20. Richmond Spiders	7-3	1,153	20
21. South Dakota State Jackrabbits	7-3	1,046	16
22. Eastern Kentucky Colonels	8-3	750	22
23. Tennessee State Tigers	8-2	450	24
24. Eastern Illinois Panthers	7-3	423	NR
24. Bethune-Cookman Wildcats	8-2	423	NR

Others receiving votes: Colgate 213, Samford 200, Albany 136, Sacramento State 90, UT Martin 75, Arkansas-Pine Bluff 52, Harvard 43, **Youngstown State 40**, Wagner 29, McNeese State 28, **Northern Iowa 22**, Liberty 21, The Citadel 20, Delaware 17, Southern Utah 16, Penn 15, **Southern Illinois 13**, Chattanooga 7, Coastal Carolina 3, Alabama A&M 3, Alabama State 2, **Drake 2**, North Carolina A&T 2, San Diego 1, Jacksonville 1.

FCS Coaches Poll -- Top 25 (October 29, 2012)

Team	Record	Points	LW
1. North Dakota State (24)	9-1	646	1
2. Montana State	9-1	619	2
3. Sam Houston State (2)	8-2	597	3
4. Old Dominion	9-1	578	4
5. Eastern Washington	8-2	537	6
6. Georgia Southern	8-2	521	7
7. New Hampshire	8-2	466	10
8. Appalachian State	8-3	443	12
9. Wofford	8-2	408	14
10. Central Arkansas	8-2	397	13
11. Illinois State	8-2	343	15
12. Lehigh	9-1	327	5
13. Stony Brook	9-2	300	8
14. James Madison	7-3	293	9
15. Northern Arizona	8-2	279	11
16. Towson	6-4	257	17
17. Eastern Kentucky	8-3	246	18
18. Cal Poly	8-2	240	19
19. Indiana State	7-3	176	21
20. Richmond	7-3	152	23
21. Villanova	7-3	128	25
22. Bethune-Cookman	8-2	117	22
23. South Dakota State	7-3	98	20
24. Harvard	7-2	65	16
25. Eastern Illinois	7-3	39	NR

Others receiving votes (points in parentheses): Tennessee State (35), Samford (33), Colgate (33), Albany (18), Sacramento State (8), UT Martin (8), The Citadel (7), Wagner (6), Arkansas Pine Bluff (5), **Southern Illinois (4)**, Jackson State (2), Pennsylvania (2), Southeastern Louisiana (1), **Youngstown State (1)**.

2012 Opponents & MVFC Members in Bold

Series History with Youngstown State

Indiana State Trails 3-19-0

Home: 1-11 • Away: 2-8 • Neutral: 0-0

Year/Date	W/L/T	Score	Home/Away
10/06/87	L	7-19	H
11/05/88	L	7-25	A
10/07/89	L	19-20	H
10/03/92	L	24-30	H
11/06/93	L	10-17	A
11/19/94	L	3-14	H
10/28/95	W	13-6	A
10/04/97	L	0-31	H
09/19/98	L	14-20	A
10/02/99	L	28-31	H
10/28/00	L	7-42	A
10/06/01	L	21-35	H
10/05/02	L	16-31	A
10/30/03	L	24-30(ot)	H
10/30/04	L	20-45	A
10/08/05	L	0-45	H
10/07/06	L	17-55	A
11/03/07	L	7-40	H
11/08/08	L	21-35	A
09/26/09	L	0-28	H
11/13/10	W	30-24	A
09/24/11	W	37-35	H

Highlights in the ISU-YSU Series

- First Meeting: 10/06/1987 / YSU 19, ISU 7 / Home
- Last Meeting: 09/24/2011 / ISU 37, YSU 35 / Home
- Most Points Scored vs. YSU:
Home: 37 (09/24/2011, 37-25 win)
Away: 30 (11/13/2010, 30-24 win)
- Most Points Given Up vs. YSU:
Home: 45 (10/08/2005, 45-0 loss)
Away: 55 (10/07/2006, 55-17 loss)
- No. of Shutouts:
ISU: N/A
YSU: 3 (Last, 28-0 loss, home, 09/26/09)
- Largest Margin Of Victory:
ISU: 7 (13-6 win, away, 10/28/95)
- Largest Margin Of Defeat:
ISU: 45 (45-0 loss, home, 10/08/05)

Indiana State Big Plays

Plays From Scrimmage Of Over 20 Yards

Play Type	Player	Yardage
Rush	Shakir Bell vs. Drake	64
Rush	Shakir Bell vs. Drake (TD)	60
Rush	Shakir Bell at Indiana (TD)	54
Rush	George Cheeseborough vs. Quincy	53
Rush	Shakir Bell vs. Drake (TD)	48
Rush	Shakir Bell at Western Illinois (TD)	46
Pass	Mike Perish to Mardis vs. Quincy (TD)	43
Pass	Mike Perish to Lawshe vs. Illinois State	36
Rush	Shakir Bell vs. South Dakota	35
Pass	Mike Perish to Bell vs. Quincy	34
Pass	Mike Perish to Mardis vs. SDSU	31
Pass	Mike Perish to Mardis vs. MSU	31
Rush	Shakir Bell at NDSU	28
Pass	Mike Perish to Mardis at Indiana	27
Rush	Shakir Bell vs. Illinois State	27
Rush	Shakir Bell at Southern Illinois	26
Pass	Mike Perish to Lawshe vs. MSU	26
Rush	Shakir Bell vs. Illinois State	26
Rush	Shakir Bell at Indiana	25
Rush	George Cheeseborough vs. MSU	25
Pass	Mike Perish to Dikos at NDSU	25
Pass	Mike Perish to Bell vs. South Dakota (TD)	25
Rush	Shakir Bell vs. MSU	24
Pass	Mike Perish to Wozniak at Indiana (TD)	23
Pass	Mike Perish to Spencer at Indiana	22
Pass	Mike Perish to Lawshe vs. Drake (TD)	22
Rush	Shakir Bell vs. South Dakota	22
Rush	Shakir Bell at Indiana	21
Pass	Mike Perish to Lawshe vs. Quincy (TD)	21
Pass	Mike Perish to Spencer vs. SDSU	21
Rush	George Cheeseborough at Southern Illinois	21
Pass	Mike Perish to Lawshe at Western Illinois	21
Pass	Mike Perish to Spencer at NDSU	20
Pass	Mike Perish to Lawshe vs. Illinois State	20

and then added another in the third quarter of 31 yards to stake the Sycamores to a 17-6 advantage. His first interception broke a string of 140 passes off the arm of Bison quarterback Brock Jensen without a pick. He is just the second-ever MVFC player to record two interception returns for a touchdown in the same game.

Johnny Towalid Now Owns School Record For Most Interceptions Returns For A TD In A Season & Career

Indiana State senior cornerback Johnny Towalid recorded his third interception return for a touchdown this season with a 25-yarder in the first quarter of the 45-14 victory over South Dakota. His trio of pick 6's is a new school record, besting the old standard set in 1971 by John Karazsia. Additionally, it was the fourth for Towalid in his career, which is also a new school record which beats Karazsia's three from 1970-72. Towalid had a 78-yard return for a TD at South Dakota State last season and posted two in one game at North Dakota State on October 13. The Sycamores have four interception returns for a touchdown this season – a new school record.

Shakir Bell Named To Walter Payton Award Watch List

Indiana State junior running back Shakir Bell is among 20 student-athletes selected by The Sports Network for the publication's 2012 Walter Payton Award Watch List. The Walter Payton Award is presented following the season to the nation's most outstanding player at the Football Championship Subdivision level. Bell tied for second for the prestigious award following his standout sophomore season, a year that saw the Indianapolis, Ind., native led the nation with 1,670 rushing yards. The Warren Central High School product was named to the FCS Preseason All-America First Team by The Sports Network earlier this week. Bell averaged 151.8 yards per game on the ground and broke the school record for single-game rushing yards last season when he racked up 256 yards and four touchdowns in Indiana State's 37-35 win over Youngstown State on Sept. 24, 2011. The 2011 Missouri Valley Football Conference Offensive Player of the Year tallied 14 touchdowns in 2011, breaking the school record for single-season rushing yards (1,670) and posted the eighth-best total in MVFC history.

Ben Obaseki Named To Buck Buchanan Award Watch List

Indiana State senior defensive lineman Ben Obaseki is one of 20 players nationally to be named to the 2012 Buck Buchanan Award Watch List as announced by The Sports Network. The Buck Buchanan Award is awarded annually at the FCS Awards Banquet during NCAA FCS Championship weekend to the nation's top FCS defensive player. Earlier this month, Shakir Bell was named to the Walter Payton Award Watch List, which goes to the top offensive player in FCS. Bell finished tied for second in last season's voting as a sophomore. Last season, Obaseki was named a First Team All-American by the Associated Press and was a First Team All-Missouri Valley Football Conference performer. He finished third in the league's Defensive Player of the Year voting after leading the Sycamores with 7.5 sacks and 14.5 tackles for loss, which tied for second and third in the MVFC, respectively, in those categories. He posted 22 total tackles against Western Illinois on October 15 which is the most by a defensive lineman in the history of the MVFC. Obaseki also plays fullback in goal line situations as he scored five touchdowns last season on five rushing attempts. Obaseki was also a First Team All-MVFC performer as sophomore in 2010.

Bringing Back Memories Of "The Fridge"

The Sycamores' senior defensive end Ben Obaseki found the end zone for the seventh time of his career on the offensive side of the football when he plunged in from one yard out in the 2012 home opener against Quincy. Obaseki has seven career rushes to his credit — all leading to Sycamore touchdowns.

Sycamores Against The Missouri Valley Football Conference

Indiana State is in its 27th season as a member of the MVFC. ISU's first season as a league member came in 1986 when it went 1-5 through a six-game league schedule. The Sycamores are 51-117 in MVFC contests and have won 12 of their last 21 league matchups, marking the first time since the 2002 season that an ISU team has won multiple league contests over a similar stretch.

FN Lutz Nominated For 2012 All-State AFCA Good Works Team

Indiana State senior offensive lineman FN Lutz is one of 117 nominees nationwide for the 2012 Allstate AFCA Good Works Team as announced today by the national coaches' organization. In 2011, Lutz was named both First Team All-Missouri Valley Football Conference as well as First Team MVFC All-Academic following a season that saw him start all 11 games at center. He spearheaded an Indiana State rushing attack that averaging 181.9 yards per game as well as a league-leading 5.3 yards per carry. He was an Honorable Mention All-MVFC pick in 2010 as a sophomore. Lutz is joined by Colton Underwood of Illinois State, Billy Turner of North Dakota State, Bo Helm of South Dakota State and Kyle Bernard of Northern Iowa as representatives of the Missouri Valley Football Conference. As one of college football's most prestigious off-the-field honors, the award recognizes a select group of college football players committed to making a difference in their communities. Since 1992, the Allstate AFCA Good Works Team® has shown a spotlight on the countless "good works" and remarkable stories of service by student-athletes at all levels of college football competition. Award recipients represent the sport's finest in terms of character and leadership in the community.

In Overtime

The Sycamores have played in 12 overtime contests since the rule was established for regular season games in the NCAA FCS Subdivision in 1996. The Sycamores are 7-5 in games that have used an extra period. ISU's last overtime contest came in the form of a 38-35 victory against Missouri State in the sixth game of the 2010 season.

Up Next

With a victory at Youngstown State, the Sycamores will become eligible for selection into the NCAA FCS Playoffs for the first time since 1984. The FCS Selection Show will air live at 1:30 p.m. (ET) on ESPN U.



Shakir Bell

RB ▶ Junior ▶ Indianapolis, Ind. (Warren Central HS)

NATIONAL AWARDS CANDIDATE



2011 Missouri Valley Conference Offensive Player Of The Year; Finished In The Top 3 Voting For The Walter Payton Award, Becoming The First Sophomore Ever Invited To The Award Ceremony.



Owns The Indiana State & Missouri Valley Football Conference Record With 349 Rushing Yards Set Against Drake On September 15, 2012 — Eighth Best In FCS History And The Most Yards Gained Rushing In A Game During The 2012 Campaign Among All FBS & FCS Players.



Named The National Offensive Player Of The Week By The Sports Network Following His 349-Yard Performance Against Drake. Also Was Named The National Running Back Of The Week By The College Football Performance Awards For His Efforts Versus The Bulldogs.



Set The School Record For Most Rushing Yards In A Season With 1,670 Yards On The Ground In 2011.



First Team All-American Selection By The Associated Press; The Sports Network, American Football Coaches Association Of America; Named The Most Valuable Running Back In The Nation In 2011 By The College Sports Performance Awards.



In 32 Career Games Played, Has Topped The 100-Yard Mark 19 Times And Has Topped 200 Yards Five Times.



Reached The 1000-Yard Rushing Mark In Just Eight Games In 2011; And Hit That Mark In Seven Games In 2012, Becoming The Fastest Sycamore To Ever Do So.



Tallied 192 Rushing Yards Against Indiana Of The Big Ten Conference In 2012; Posted 221 Rushing Yards Against Western Kentucky Of The Sun Belt Conference In 2011.



For His Career, Averages 6.5 Yards Per Rush — An Indiana State School Record



Owns Four Of The Top 10 Best Rushing Performances In A Single Game In School History



Has Rushed For 3,740 Career Yards Which Ranks Third All-Time In The History Of The Program.



Has Scored 28 Career Touch-downs And Needs Just Five More To Tie The Indiana State Record Of 33.

Shakir Bell Career Statistics

RUSHING	g	att	yards	td	long	avg/c	avg/g
2010	11	95	649	2	62	6.8	59.0
2011	11	230	1670	14	62	7.3	151.8
2012	10	251	1421	11	64	5.7	142.1
TOTAL	32	576	3740	27	64	6.5	116.9

SCORING	g	td	rush	rcv	ret	pat	2pat	fg	total	avg/g
2010	11	2	2	0	0	0	0	0	12	1.1
2011	11	14	14	0	0	0	0	0	84	7.6
2012	10	12	11	1	0	0	0	0	72	7.2
TOTAL	32	28	27	1	0	0	0	0	168	5.2

#FearShakir

Tale Of The Tape



	ISU	YSU
Record	7-3	6-4
Points/Game	24.8	29.1
Points Allowed Avg.	13.0	25.5
First Downs	175	220
Rushing Yards Avg.	168.6	191.4
Rushing Defense Avg.	127.3	100.4
Passing Yards Avg.	141.9	194.4
Passing Defense Avg.	159.3	212.9
Total Offense Avg.	310.5	385.8
Total Defense Avg.	286.6	313.3
Interceptions-Yards	16-338	2-19
Punt Returns-Yards	16-143	18-102
Kickoff Return-Yards	23-576	40-798
Fumbles-Lost	12-5	16-6
Penalties-Yards	61-541	37-355
Time of Possession	31:46	33:06



2012 Statistical Leaders

Rushing	GP	Att.	Gain	Loss	Net	Avg	TD	Lg	Avg/G
Shakir Bell	10	251	1469	48	1421	5.7	11	64	142.1
Cheeseborough	8	55	244	35	209	3.8	0	53	26.1

Passing	GP	Comp	Att	Int	Pct	Yds	TD	Lg	Avg/G
Mike Perish	10	137	244	7	56.1	1394	10	43	139.4
Travis Johnson	9	2	4	0	50.0	25	0	13	3.1

Receiving	GP	No	Yds	Avg	TD	Lg	Avg/G
Michael Mardis	10	30	360	12.0	4	43	36.0
Demory Lawshe	9	25	321	12.8	3	36	35.7

Total Offense	GP	Plays	Rush	Pass	Total	Avg/G
Shakir Bell	10	252	1421	0	1421	142.1
Mike Perish	10	274	-128	1394	1266	126.6

Defense	GP	UA	A	Tot	TFL	Sack	Int	BrUp	FF
Aaron Archie	10	41	75	116	10-13	0-0	0	4	1
J. Washington	10	33	66	99	7-25	2-14	0	2	0

2012 Season Schedule

Sept. 1	at Indiana	L, 14-21
Sept. 8	Quincy	W, 44-0
Sept. 15	Drake	W, 27-10
Sept. 22	South Dakota State *	L, 10-24
Sept. 29	at Southern Illinois *	W, 24-3
Oct. 6	Missouri State *	W, 31-17
Oct. 13	at North Dakota State *	W, 17-14
Oct. 20	at Western Illinois *	W, 23-7
Oct. 27	South Dakota *	W, 45-14
Nov. 3	Illinois State *	L, 10-17
Nov. 17	at Youngstown State *	2:00 p.m.

*Denotes Missouri Valley Football Conference Game
- All Times Eastern

2012 Statistical Leaders

Rushing	GP	Att.	Gain	Loss	Net	Avg	TD	Lg	Avg/G
Jamiane Cook	10	249	1166	11	1155	4.6	14	44	115.5
Torrian Pace	10	61	322	6	316	5.2	5	28	31.6

Passing	GP	Comp	Att	Int	Pct	Yds	TD	Lg	Avg/G
Kurt Hess	10	156	250	7	62.4	1869	13	45	186.9
Patrick Angle	4	6	11	0	54.5	50	0	24	12.5

Receiving	GP	No	Yds	Avg	TD	Lg	Avg/G
Will Shaw	10	32	417	13.0	5	43	41.7
Christian Bryan	10	25	288	11.5	3	26	28.8

Total Offense	GP	Plays	Rush	Pass	Total	Avg/G
Kurt Hess	10	300	110	1869	1979	197.9
Jamaine Cook	10	250	1155	23	1178	117.8

Defense	GP	UA	A	Tot	TFL	Sack	Int	BrUp	FF
Teven Williams	10	25	32	57	3.5-6	1-4	0	0	0
Travis Williams	10	34	21	55	5.5-15	1-6	0	0	1

2012 Season Schedule

Sept. 1	at Pittsburgh	W, 31-17
Sept. 8	Valparaiso	W, 59-0
Sept. 15	Albany	W, 31-24
Sept. 22	Northern Iowa *	W, 42-35
Oct. 6	at North Dakota St. *	L, 7-48
Oct. 13	at Illinois State *	L, 28-35
Oct. 20	Southern Illinois *	L, 21-38
Oct. 27	at South Dakota St. *	L, 28-41
Nov. 3	South Dakota *	W, 13-10
Nov. 10	at Western Illinois *	W, 31-7
Nov. 17	Indiana State *	2:00 p.m.

*Denotes Missouri Valley Football Conference Game
All Times Eastern

Missouri Valley Football Conference

School	Conference			Overall		
	W	L	PCT.	W	L	PCT.
North Dakota State	6	1	.857	9	1	.900
South Dakota State	5	2	.714	7	3	.700
Illinois State	5	2	.714	8	2	.800
Indiana State	5	2	.714	7	3	.700
Southern Illinois	4	3	.571	5	5	.500
Youngstown State	3	4	.429	6	4	.600
Missouri State	3	4	.429	3	7	.300
Northern Iowa	3	4	.429	4	6	.400
Western Illinois	1	6	.143	3	7	.300
South Dakota	0	7	.000	1	9	.100

Schedule & Results

November 10

Northern Iowa at South Dakota.....	UNI, 24-21
Youngstown State at Western Illinois.....	YSU, 31-7
South Dakota State at North Dakota State.....	NDSU, 20-17

November 17

North Dakota State at Illinois State.....	1:00 p.m.
Indiana State at Youngstown State.....	2:00 p.m.
South Dakota at South Dakota State.....	3:00 p.m.
Western Illinois at Southern Illinois.....	3:00 p.m.
Missouri State at Northern Iowa.....	5:00 p.m.

All Times Eastern

Sycamore Football Trends

Overall.....	7-3
Home.....	4-2
Road.....	3-1
Grass.....	0-0
Turf.....	7-3
Leading after the first quarter.....	5-0
Tied after the first quarter.....	1-1
Trailing after the first quarter.....	1-2
Leading at halftime.....	6-0
Tied at halftime.....	1-1
Trailing at halftime.....	0-2
Leading after the third quarter.....	7-0
Tied after the third quarter.....	0-0
Trailing after the third quarter.....	0-3
Scores first.....	4-1
Opponent scores first.....	3-2
Scoring 20 or more points.....	6-0
Holding an opponent to 20 points or less.....	7-1
Games decided by three points or less.....	1-0
Games decided by 4-10 points.....	0-2
Games decided by 11-20 points.....	3-1
Games decided by 21 points or more.....	3-0
Rushing for 150 yards or more.....	6-0
Passing for 200 yards or more.....	0-2
Total 400 yards or more.....	2-0
Opponent totals less than 200 yards rushing.....	7-1
Opponent totals less than 200 yards passing.....	5-3
Opponent totals less than 400 total yards.....	7-3
Commit fewer turnovers than opponent.....	5-0
Commit more turnovers than opponent.....	1-3
Turnovers equal.....	1-0
Have fewer penalty yards than opponent.....	3-1
Have more penalty yards than opponent.....	4-2
Lead in time of possession.....	5-0
Lead in first downs.....	4-2

Tracking The 2012 Opponents

2011 Opponents & Schedule

1		at Indiana (4-6) -- Sept. 1 -- L, 17-24 Last Week: lost vs. Wisconsin 14-62 This Week: at Penn State Noon Next Week: at Purdue Noon
2		Quincy (3-8) -- Sept. 8 -- W, 44-0 Last Week: won at William Jewell 21-14 This Week: IDLE Next Week: IDLE
3		Drake (7-3) -- Sept. 15 -- W, 24-10 Last Week: won vs. Butler 45-20 This Week: at Jacksonville 1:00 p.m. Next Week: IDLE
4		South Dakota St. (7-3) -- Sept. 22 -- L, 10-24 Last Week: lost at North Dakota St. 17-20 This Week: South Dakota 3:00 p.m. Next Week: TBA
5		at Southern Illinois (5-5) -- Sept. 29 -- W, 24-3 Last Week: IDLE This Week: Western Illinois 3:00 p.m. Next Week: IDLE
6		Missouri State (3-7) -- Oct. 6 -- W, 31-17 Last Week: IDLE This Week: at Northern Iowa 5:00 p.m. Next Week: IDLE
7		at North Dakota St. (9-1) -- Oct. 13 -- W, 17-14 Last Week: won vs. South Dakota St. 20-17 This Week: at Illinois State 1:00 p.m. Next Week: TBA
8		at Western Illinois (3-7) -- Oct. 20 -- W, 23-7 Last Week: lost vs. Youngstown St. 7-31 This Week: at Southern Illinois 3:00 p.m. Next Week: IDLE
9		South Dakota (1-9) -- Oct. 27 -- W, 45-14 Last Week: lost vs. Northern Iowa 21-24 This Week: at South Dakota St. 3:00 p.m. Next Week: IDLE
10		Illinois State (8-2) -- Nov. 3 -- L, 10-17 Last Week: IDLE This Week: North Dakota State 1:00 p.m. Next Week: TBA
11		at Youngstown St. (6-4) -- Nov. 17 -- 2:00 p.m. Last Week: won at Western Illinois 31-7 This Week: Indiana State 2:00 p.m. Next Week: TBA



Trent Miles

Indiana State Head Football Coach Fifth Season

Now in his fifth year as a collegiate head coach at Indiana State University is Trent Miles. Miles was named the Sycamores' 23rd head football coach on December 4, 2007.

Under the enthusiastic leadership of coach Miles, the Sycamores enjoyed a breakthrough season in 2010 as the team enjoyed a 6-5 record, a third place finish in the Missouri Valley Football Conference and the program's first winning campaign since 1996. The Sycamores followed that up with another 6-5 mark in 2011, giving the program its first consecutive winning seasons since 1995 & 1996.

In 2011, the Sycamores were led by sophomore Shakir Bell who finished tied for second nationally in voting for the Walter Payton Award. Bell was also named to a school-record four First Team All-America squads and earned First Team All-Missouri Valley Football Conference as well as the MVFC Offensive Player Of The Year honors.

Bell led the nation in rushing with 1,670 total yards and a 151.8 per game average. His 1,670 yards this season broke the school record for single-season rushing yards and rank eighth in league history. Bell also broke the single-game rushing record when he rushed for 256 yards and four touchdowns on 21 carries in ISU's victory over Youngstown State on Sept. 24. Those 256 yards against the Penguins are the 12th highest single-game total in MVFC history. For the year, Bell hit the end zone 14 times.

All told, the Sycamores placed seven team members on the All-MVC First Team, which were the most representatives from one school in the league. Receiving first team selections this season were: Aaron Archie (Detroit, Mich. / Cass Tech), Shakir Bell (Indianapolis, Ind. / Warren Central), Alex Jones (Centerville, Ind. / Centerville), Brock Lough (Terre Haute, Ind. / South Vigo), FN Lutz (West Lafayette, Ind. / Lafayette Harrison), Ben Obaseki (Washington, Ind. / Washington) and Alex Sewall (Western Springs, Ill. / Lyons Township).

A trio of Sycamores made both the second team and honorable mention lists as well. Ben Geffert (Griffith, Ind. / Griffith), Lucas Hileman (Anna, Ill. / Anna-Jonesboro) and Jacolby Washington (Deltona, Fla. / Deltona Trinity Christian) were named to the second team with Ronnie Fouch (Redlands, Calif. / Univ. of Washington / Redlands Valley East), Rod Hardy (Indianapolis, Ind. / Pike) and Ryan Roberts (West York, Ill. / Hutsonville) earning honorable mention status.

Additionally, Miles led the Sycamores a 44-16 victory at Western Kentucky on September 17, 2011, marking the program's first victory over a NCAA FBS opponent since the 2001 campaign. The Sycamores gained national attention by spending eight weeks in either The Associated Press or The Sports Network Top 25. ISU's national ranking peaked at No. 16 following the Homecoming victory over Western Illinois.

Miles became the first Sycamore head coach to earn the Missouri Valley Football Conference's Coach Of The Year award in the league's 26-year history in 2010. He is just the second Sycamore coach all-time to earn a league coach of the year honor, as Dennis Raetz earned Missouri Valley Conference Coach Of The Year honors in 1984. Miles was also a finalist for the Eddie Robinson National Coach Of The Year Award as well as the Liberty Mutual Coach Of The Year honor.

Individually, the Sycamores had 12 student-athletes honored by the MVFC following the 2010 season on its all-conference honors list. First team selections for Indiana State included RB Darrius Gates, FB Brock Lough, DE Ben Obaseki and DB Alex Sewall. On the second team were TE Alex Jones, OL Pat Burke and LB Jacolby Washington. Earning honorable mention status were LB Aaron Archie, QB Ronnie Fouch, WR Justin Hilton, DB Calvin Burnett and Gates as a return specialist. Indiana State's four first team selections were the most in one season since five were named first team all-conference in 1993. ISU has had four or more first team all-conference selections in just four of its 25 seasons as a member of the MVFC.

The 2010 season became a breakthrough one with a 59-24 victory over league rival Illinois State on Homecoming and continued with a 38-35 overtime victory over Missouri State. The Sycamores got themselves into league title contention by downing South Dakota State by the score of 41-30 at Memorial Stadium after losing to the Jackrabbits by the combined score of 90-9 in the previous two seasons. ISU trailed 23-20 to this year's MVFC Champion Northern Iowa midway through the fourth quarter at Memorial Stadium and had the ball nearing the red zone looking to take a late lead when they could not convert a fourth down conversion.

The Sycamores clinched their winning season and improved to 6-4 on the year with a thrilling 30-24 victory at Youngstown State. ISU ended a 36-game road losing streak and earned their first win away from Memorial Stadium since 2004 with the victory over the Penguins. It was also ISU's first conference road victory since the 2002 campaign.

The Sycamore resurgence can be pinpointed on several factors, including a significant improvement to the facilities at Memorial Stadium, including the building of one the top locker room facilities in all of FCS football. ISU also refurbished the press box and added a scoreboard and video replay system to enhance the gameday atmosphere.

As a team, the Sycamore offense was a record setter in 2010. The offense scored 351 points this season which broke the old school record of 319 set in 1992. ISU reached the end zone a total of 48 times, which is also a new school standard. In 2009, the Sycamores scored just 12 touchdowns and tallied 99 points (which were lows all-time for

The Miles File:

PERSONAL

Birthdate: July 29, 1963
Birthplace: Terre Haute, Ind.
Hometown: Terre Haute, Ind.
Family: Wife (Bridget)
 Children (Kaylee, Anna, Charlie & Noah)

EDUCATION

High School: Terre Haute South, 1982
College: Indiana State, 1987 (B.S.)

PLAYING EXPERIENCE

High School: Terre Haute South, 1980-82
College: Indiana State, 1983-87

COACHING EXPERIENCE

2008-12: Head Coach, Indiana State
2005-07: Tailbacks, Washington
2002-04: Wide Receivers, Notre Dame
2001: Wide Receivers, Stanford
2000: Offensive Asst., Green Bay Packers
1999: Intern, Seattle Seahawks
1997-99: Wide Receivers, Fresno State
1996: Defensive Backs, Hawaii
1995: Wide Receivers, Hawaii
1994: Defensive Backs, Northern Illinois
1991-93: Wide Receivers, Northern Illinois
1990: Graduate Asst., Oklahoma
1988-89: Graduate Asst., New Mexico St.
1987: Graduate Asst., Indiana State

the Sycamores) and transformed themselves in just one season to the best offense in the history of the school. Prior to 2010, no Sycamore offense had scored more than 50 points more than once in any season, but the Sycamores did just that three times.

Indiana State finished 2010 ranked third in the MVFC and 14th nationally by averaging 31.91 points per game and was in the Top 40 in rushing offense, passing offense and total offense as well. The Sycamores averaged 411.8 yards of offense per game, which was fourth in the league and 17th nationally. Individually, Darrius Gates averaged 10.6 points per game, which led the MVFC and was second in the nation.

ISU also had an outstanding defense, tallying a season-best four interceptions and making a pair of fourth quarter red zone stops at Youngstown State to help secure a road league victory. The Sycamores gave up just 184.6 yards per game through the air, which was third in the league and 38th nationally.

Miles earned his first collegiate head coaching victory on October 24, 2009 when the Sycamores downed Western Illinois by the score of 17-14 in the annual Homecoming contest in front of over 6,000 fans. Alumni, community members, ISU faculty and staff as well as a large turnout of students who have been energized by the personable Miles since he arrived on campus came out to Memorial Stadium and willed the Sycamores to victory. After a wild final play, emotions ran high as nearly everyone in the stadium, took to the playing surface to celebrate ISU's first victory in 33 attempts -- a signal that the ISU program is ready to turn the corner in the ultra competitive Missouri Valley Football Conference.

In addition to success on the field, Miles has continued to stress a concentration in the classroom for his student-athletes and the payoff came this past season in the form of senior Daniel Millington being named an ESPN The Magazine Academic All-America Second Team member by the College Sports Information Directors of America. In the MVFC, Millington was a second team all-academic selection while Gabe Mullane joined him on the second team and Alex Sewall was an honorable mention pick.

On the playing field, Aaron Archie was named an All-MVFC Second Team member while Donye McCleskey, Rod Hardy and Darrius Gates were honorable mention selections. Additionally, Archie was named a MVFC All-Newcomer selection.

Indiana State ranked fourth in the MVFC in kickoff return average with a 21.1 ypg average. Additionally, the Sycamores ranked in a tie for first in PAT kicking, hitting all 20 of their attempts. ISU was the third-least penalized team in the MVFC and the Sycamores drew the most opponent penalties in the league. Darrius Gates ranked tops in the conference with a 27.1 return average, while he was total was fifth nationally.

Aaron Archie was second in the league in tackles per game with an average of 10.6 stops per contest. Archie was one of three Sycamores to rank in the Valley's top 10 as Sewall's 8.4 tackles per game average was sixth while Donye McCleskey's 8.3 mark was seventh. Additionally, Archie's tackle average finished 12th in the nation.

In his inaugural season on the job, Miles had three players earn All-Missouri Valley Conference honors as Jayden Everett, Donye McCleskey and Alex Sewall all took Honorable Mention plaudits. Additionally, Larry Carter, Sewall and Ryan Roberts took MVFC All-Newcomer status as well.

Everett recorded 102 total tackles on the season, which ranked in the nation's top 20 and was in the top five in the MVFC. Everett had a key forced fumble and recovery in the season finale against Missouri State that allowed Indiana State to comeback from down 14-0 to force overtime. He posted six games in which he recorded double digit tackles, including a season-high 18 stops on Homecoming versus South Dakota State. Junior Donye McCleskey posted 98 total tackles this season, including 53 total stops. In the conference opener against Illinois State, McCleskey was credited

with a career-high 17 total tackles. Known as a big-play defensive threat, McCleskey recovered a fumble and returned it 47 yards for a touchdown at Youngstown State. Had four games in which he recorded at least 10 tackles, including 13 against South Dakota State, 11 in the season finale versus Missouri State, 10 at Western Illinois and the season-best 17 versus the Redbirds.

Freshman Alex Sewall was Indiana State's top newcomer on defense with 90 total tackles, including 52 solo stops as he played in all 12 of the Sycamores' contests this season. Sewall posted a season-best nine tackles in five different contests: at Eastern Illinois, at Northern Illinois, South Dakota State, at North Dakota State and in the season finale versus Missouri State.

Carter played in 10 games this season and recorded 34 total tackles, including one for a loss and was credited with one half of a sack. He broke up four passes this season and recovered one fumble at Southern Illinois. In the conference opener against Illinois State he posted a team-high eight tackles.

Freshman Ryan Roberts played in all 12 games this year, including the final six as the Sycamore quarterback after playing the first six games on the defensive side of the ball. He completed 39-of-84 passes for 294 yards, including a long of 20 yards. Roberts was strong on the ground with 107 rushes for 194 yards, plus three rushing touchdowns. On the defensive side of the ball, Roberts was credited with nine total tackles. He posted a season-high 59 rushing yards at Youngstown State and was 15-of-24 for 124 yards passing against South Dakota State.

Running a well-rounded program is an important concept for Miles as evidenced by a trio of Sycamores being named to the MVFC All-Academic squad. Those Sycamores making the second team were tight end Josh Jones and punter Gabe Mullane while offensive lineman Jack Byrne was an honorable mention selection.

Jones, who holds 3.92 GPA in Exercise Science, was the Sycamores' top pass catching tight end as he hauled in 11 passes for 83 yards, an average of 7.5 yards per catch. Jones also was credited with one rush and a pair of kickoff returns during the season.

Mullane, who holds a 3.93 GPA in Physical Education, punted 82 times on the year for a total of 2,948 yards. He averaged 36.0 yards per kick and recorded a long punt of 66 yards. Mullane only had two touchbacks in 82 punts and forced 10 fair catches. He was able to pin the opposition inside their own 20-yard line a total of 17 times and recorded six punts of 50 yards or more.

Byrne, who holds a 3.15 GPA in Business, played and started in all 12 games for the Sycamores at the center position. The Sycamore offense gained 1,539 yards on the ground and reached the end zone eight times. Byrne was the leader of a team which also had 881 yards through the air and reached the end zone through the air three times.

The ISU Football team is also very involved in community service, including working tirelessly across the Wabash Valley in June of 2008 helping victims of the floods in the area. The football players at ISU also are committed to teaching young children how to read and visiting with local hospitals to help children that are ill.

Miles is a native of Terre Haute, Ind., and is a 1987 graduate of Indiana State. Miles was a wide receiver at Indiana State from 1982-86, where his 1983 and 1984 squads each won nine games and advanced to the NCAA FCS playoffs. The 1984 Sycamores were ranked No. 1 in the nation for most of the season. That team was inducted into the Indiana State University Hall of Fame on Sept. 7, 2002.

Prior to coming to Indiana State, Miles completed his third season as the Washington running backs coach in 2007 after having spent the previous three years on Tyrone Willingham's staff at Notre Dame as the wide receivers coach.

In 2007, Husky running back Louis Rankin rushed for 1,294 yards, becoming the first Washington player to tally a 1,000-yard rushing season since 1997.

While at Notre Dame, he mentored future NFL standouts Maurice Stovall, Rhema McKnight and Arnaz Battle, as well as Jeff Samardzija, who is now playing professional baseball in the Chicago Cubs organization.

Prior to coaching at Notre Dame, Miles worked under Willingham for one year at Stanford. That season Miles had the opportunity to coach some of the nation's finest receivers including Luke Powell (whose 22.3-yard average per catch set a school record) and Teyo Johnson (the 2001 Pacific-10 Co-Freshman of the Year and a second-round draft pick of the Oakland Raiders in 2003).

Miles spent the 2000 campaign with the Green Bay Packers as an offensive assistant, working with the wide receivers and as a quality control coach. During his tenure with the Packers, he coached NFL all-pro receiver Antonio Freeman.

Miles has 20 years of coaching experience on the collegiate level. He was the wide receivers coach at Fresno State for three years (1997-99), producing some of the greatest receivers in Bulldogs' history. In 1999, two of his receivers, Rodney Wright and Charles Smith, combined to produce more than 1,600 yards and 14 touchdowns on 120 receptions. Their production helped the Bulldogs to a share of the Western Athletic Conference championship and a berth in the Las Vegas Bowl. He also recruited and coached Bernard Barien of the Minnesota Vikings.

Throughout his career, Miles has coached on both sides of the ball including wide receivers, defensive backs and linebackers. Miles began his coaching career at Indiana State in 1987, tutoring the wide receivers and defensive backs as a graduate assistant. Another graduate assistant position followed at New Mexico (1988-89), where he worked with the receivers and linebackers. Miles then moved on to Oklahoma in 1990, working with the wide receivers as a graduate assistant.

Following four seasons as an assistant at Northern Illinois (1991-93 as receivers coach, 1994 with defensive backs), Miles headed west to Hawaii for two seasons (1995-96), where he spent a season each with the wide receivers and defensive backs.

Miles earned a bachelor's degree in criminology from Indiana State in 1987. He was born July 29, 1963, in Terre Haute, Ind. Miles married the former Bridget Hogan on July 10, 2004. They have three daughters, Kaylee, Anna, and Charlie Elizabeth as well as a son Noah Michael.



2012 Week 11 Depth Chart

Offense

QB 15 Mike Perish (6-3, 210, So.)
 18 Robert Tonyan,, Jr. (6-5, 200, Fr.)

TB 22 Shakir Bell (5-7, 170, Jr.)
 23 George Cheeseborough (5-7, 170, Jr.)

WR 33 Taje High (5-8, 165, Jr.)
 12 Chris O'Leary (6-2, 210, So.)

WR 7 Demory Lawshe (6-1, 190, Jr.)
 83 DeSean Prentice (6-1, 200, Fr.)

FB 48 Austen Wozniak (6-2, 240, So.)
 37 Garrick Ratliff (6-0, 210, Fr.)

TE 88 Michael Mardis (6-3, 235, Sr.)
 89 Garrick Dikos (6-3, 215, Jr.)
 86 Myles Walker (6-8, 250, Sr.)

LT 69 Paul Patrick (6-7, 300, So.)
 71 Alex Ferguson (6-6, 285, Fr.)

LG 56 Justin Wood (6-4, 290, Sr.)
 74 Nick Rice (6-7, 360, Fr.)

C 62 Evan Borchers (6-2, 295, Sr.)
 57 Olle Norberg (6-1, 300, Jr.)

RG 64 Adam Masters (6-5, 300, So.)
 56 Justin Wood (6-4, 290, Sr.)

RT 72 Casey Paswater (6-4, 290, Sr.)
 78 Even Estep (6-5, 260, Fr.)

Defense

DE 92 Ben Obaseki (6-3, 235, Sr.)
 95 Tyler Stafford (6-3, 255, Jr.)

79 Conrard Nicholls (6-5, 240, Fr.)

DT 97 Jordan Bright (6-7, 295, Sr.)
 53 Russell Jones (6-1, 280, Jr.)

DT 91 Tyler Boyd (6-2, 265, Jr.)
 53 Russell Jones (6-1, 280, Jr.)

DE 55 Conner Underwood (6-3, 230, Fr.)
 50 Zakee Bashir (6-1, 240, Jr.)

SLB 8 Tarris Batiste (6-1, 205, Fr.)
 20 Dillon Painter (6-2, 220, Sr.)

MLB 99 Aaron Archie (6-0, 235, Sr.)
 93 Beau Shields (6-1, 210, Fr.) *or*
 40 Jess Harris (5-9, 190, Fr.)

WLB 34 Jacolby Washington (6-1, 235, Sr.)
 11 Kendall Walker (6-0, 210, So.)

CB 28 Johnny Towalid (5-11, 165, Sr.)
 39 Alex Stowers (5-9, 155, Fr.)

CB 5 Calvin Burnett (5-9, 160, Jr.)
 6 Othniel Harvey (5-11, 185, Jr.)

S 3 Donovan Layne (5-11, 195, So.)
 36 Kamerin Mitchell (6-2, 200, Jr.)

S 44 Larry King (6-2, 205, Jr.)
 36 Kamerin Mitchell (6-2, 200, Jr.)

Special Teams

PK 94 Tanner Fritschle (6-1, 195, So.)
 98 Eric Heidorn (5-8, 175, Fr.)

P 2 Lucas Hileman (6-1, 195, Sr.)

KO 94 Tanner Fritschle (6-1, 195, So.)

H 14 Travis Johnson (6-1, 190, Sr.)

LS 89 Garrick Dikos (6-3, 210, Jr.)

SS 58 Josh Keyt (6-1, 240, Jr.)

PR 5 Calvin Burnett (5-9, 160, Jr.)

KR 23 George Cheeseborough (5-7, 170, Jr.)
 33 Taje High (5-8, 165, Jr.)

Coaching Staff

Head Coach.....Trent Miles
 Assistant Head Coach/DL:.....Shannon Jackson
 Offensive Coordinator/OL.....Harold Etheridge
 Defensive Coordinator/DB.....Jesse Minter
 Quarterbacks.....Dave Telford
 Running Backs/Special Teams.....Ronnie Lee
 Wide Receivers.....Steve Watson
 Offensive Assistant.....Alex Sewall
 Linebackers/Recruiting.....P.J. Volker
 Outside Linebackers.....Eric Brown
 Defensive Secondary.....Mike Mickens

2012 Indiana State Football Numerical Roster

No.	Name	Pos.	Ht.	Wt.	Cl.	Hometown/Previous School	No.	Name	Pos.	Ht.	Wt.	Cl.	Hometown/Previous School
1	Donald Spencer	WR	6-2	210	Jr.-1L	Ypsilanti, Mich./Michigan State	54	Brady Collins	DE	6-5	230	Fr.-RS	Sunman, Ind./East Central
2	Lucas Hileman	P	6-1	195	Sr.-1L	Anna, Ill./Baylor	55	Connor Underwood	LB	6-3	230	Fr.-RS	Washington, Ill./Washington Community
3	Donovan Layne	DB	5-11	195	So.-1L	Dayton, Ohio/Chaminade-Julienne	56	Justin Wood	OL	6-4	290	Sr.-3L	Greenwood, Ind./Center Grove
5	Calvin Burnett	DB	5-9	160	Jr.-2L	Orlando, Fla./Hofstra	57	Olle Norberg	OL	6-1	310	Jr.-TR	Stockholm, Sweden/CC of San Francisco
6	Othniel Harvey	DB	5-11	190	Jr.-2L	Pahokee, Fla./Pahokee	58	Josh Keyt	DL	6-1	260	Sr.-1L	Greencastle, Ind./Indiana
7	Demory Lawshe	WR	6-1	200	Jr.-2L	Indianapolis, Ind./Lawrence North	59	FN Lutz III	OL	6-3	290	Sr.-3L	West Lafayette, Ind./Harrison
8	Tarris Batiste	LB	6-1	205	Fr.-RS	Irvine, Calif./Cass	60	Garrison McElroy	DL	6-4	285	So.-1L	Noblesville, Ind./Hamilton Heights
9	Richie Dyer	RB	5-10	185	Fr.-RS	Cincinnati, Ohio/Fork Union Military	61	Nathaniel Schuster	OL	6-4	280	Fr.-RS	Terre Haute, Ind./South Vigo
10	Trent Lancaster	QB	6-1	200	Fr.-HS	Brazil, Ind./Northview	62	Evan Borchers	OL	6-2	295	Sr.-3L	Cincinnati, Ohio/Colerain
11	Kendall Walker	LB	6-0	220	Fr.-RS	Cincinnati, Ohio/Moeller	63	Clyde Ignont	OL	6-2	285	Jr.-TR	Antioch, Calif./Diablo Valley College
12	Chris O'Leary	WR	6-2	210	So.-1L	Terre Haute, Ind./North Vigo	64	Adam Masters	OL	6-5	310	So.-1L	Greencastle, Ind./South Putnam
13	Dyris Haywood	WR	5-11	175	Fr.-HS	Belleville, Ill./Central	65	Trea Wilson	DL	6-4	295	Fr.-HS	Whiteland, Ind./Whiteland HS
14	Travis Johnson	QB	6-1	190	Sr.-3L	Marshall, Ill./Marshall	66	Jack Timmons	OL	6-5	320	Fr.-HS	Lafayette, Ind./McCutcheon
15	Mike Perish	QB	6-3	210	So.-TR	Frankfort, Ill./Western Michigan	67	Evan Goebel	OL	6-3	320	Fr.-RS	Newburgh, Ind./Castle
16	Foluke Gordan-Lamar	RB	6-1	230	Fr.-RS	Decatur, Ga./Druid Hills	68	Conlan Cassidy	OL	6-3	280	Fr.-HS	New Hope, Pa./Fork Union Military
17	Cory Fisher	WR	6-2	175	Jr.-TR	Benicia, Calif./Diablo Valley College	69	Paul Patrick	OL	6-7	300	So.-1L	Elwell, Mich./Alma
18	Robert Tonyan, Jr.	QB	6-5	200	Fr.-HS	McHenry, Ill./McHenry East	70	Dakota Vermillion	OL	6-7	300	Fr.-HS	Terre Haute, Ind./North Vigo
19	Aaron Bruning	RB	5-10	175	Fr.-HS	Indianapolis, Ind./Franklin Central HS	71	Alex Ferguson	OL	6-6	285	Fr.-RS	Urbana, Ill./Tolono Unity
20	Dillon Painter	LB	6-2	220	Sr.-3L	Fort Wayne, Ind./Snider	72	Casey Paswater	OL	6-4	290	Sr.-3L	Columbus, Ind./North
21	Mark Sewall	DB	5-10	190	Fr.-RS	Western Springs, Ill./Lyons Township	73	Mitch Disman	OL	6-6	255	Fr.-HS	New Palestine, Ind./New Palestine
22	Shakir Bell	RB	5-8	185	Jr.-2L	Indianapolis, Ind./Warren Central	74	Nick Rice	OL	6-7	360	Fr.-RS	Greenwood, Ind./Greenwood
23	George Cheeseborough	RB	5-7	170	Jr.-2L	Indianapolis, Ind./Warren Central	75	Nick Dachota	OL	6-8	295	Fr.-HS	Chicago, Ill./St. Rita
24	Travis Starks	DB	5-10	180	Fr.-RS	Chicago, Ill./St. Rita of Cascia	76	Jose Flores	OL	6-9	320	Fr.-HS	Fort Wayne, Ind./Snider
25	Phil Wilson	DB	6-0	190	Fr.-HS	Boilingbrook, Ill./Boilingbrook	77	Eric Lalley	DL	6-2	280	Fr.-HS	Cincinnati, Ohio/Moeller
26	Tony Newman	DB	5-10	170	Fr.-HS	St. Louis, Mo./University City	78	Evan Estep	OL	6-5	260	So.-SQ	Mishawaka, Ind./Penn
27	Luke Harris	RB	5-11	230	Jr.-2L	Whiteland, Ind./Whiteland	79	Conrad Nicholls	DL	6-5	240	Fr.-RS	Honolulu, Hawaii/Raytown
28	Johnny Towalid	DB	5-11	170	Sr.-2L	Indianapolis, Ind./Southport	80	Tanner Riley	WR	5-10	180	Jr.-2L	Greenwood, Ind./Center Grove
29	Michael Bonner	DB	6-0	180	Fr.-HS	Dayton, Ohio/Wayne	81	Jeff Burley	WR	5-10	165	Fr.-HS	Merrillville, Ind./Calumet
30	Tsali Lough	DB	5-9	190	Fr.-HS	Terre Haute, Ind./South Vigo	82	Joel Magrum	TE	6-5	215	Fr.-HS	Mokens, Ill./Lincoln-Way
31	Tyler Evans	RB	5-10	185	Fr.-HS	Terre Haute, Ind./South Vigo	83	DeSean Prentice	WR	6-1	200	Fr.-RS	Mishawaka, Ind./Penn
33	Taje High	RB	5-8	165	Jr.-2L	Indianapolis, Ind./Avon	84	Sean Clancy	TE	6-4	225	Fr.-HS	Fishers, Ind./Hamilton Southeastern
34	Jacoby Washington	LB	6-1	235	Sr.-3L	Deltona, Fla./Trinity Christian	85	Barry McCarter	WR	6-2	220	Fr.-RS	Gary, Ind./Gary West Side
35	Jerry Stephen	TE	6-2	240	Fr.-HS	Avon, Ind./Avon	86	Myles Walker	TE	6-8	260	Sr.-SQ	San Antonio, Texas/South Plains JC
36	Kamerin Mitchell	DB	6-2	210	Jr.-2L	Kankakee, Ill./Bishop McNamara	87	Logan Buske	TE	6-3	225	Fr.-RS	Terre Haute, Ind./South Vigo
37	Gerrick Ratliff	LB	6-0	220	Fr.-RS	Chicago, Ill./De La Salle Institute	88	Michael Mardis	TE	6-3	235	Sr.-3L	Terre Haute, Ind./South Vigo
38	George Stone	LB	6-1	215	Fr.-HS	Louisville, Ky./St. Xavier HS	89	Garrick Dikos	TE	6-3	215	Jr.-2L	Mishawaka, Ind./Penn
39	Alex Stowers	DB	5-9	155	Fr.-RS	Indianapolis, Ind./North Central	90	Tyler King	PK	5-9	180	Fr.-HS	Terre Haute, Ind./South Vigo
40	Jess Harris	LB	5-9	200	Fr.-RS	Whiteland, Ind./Whiteland	91	Tyler Boyd	DL	6-2	270	Jr.-2L	Avon, Ind./Avon
41	Jamar Brown	LB	6-5	230	So.-TR	Indianapolis, Ind./Lawrence North	92	Ben Obaseki	DL	6-3	270	Sr.-3L	Washington, Ind./Washington
42	Aynide Ramsey	DB	5-11	185	Fr.-HS	Houston, Texas/Centerville	93	Beau Shields	LB	6-1	210	Fr.-HS	Martinsville, Ind./Martinsville
43	Caleb Cox	LB	6-1	205	Fr.-HS	Brownsburg, Ind./Brownsburg	94	Tanner Fritschle	PK	6-1	195	So.-1L	Washington, Ind./Washington
44	Larry King	DB	6-2	220	Jr.-2L	South Bend, Ind./Riley	95	Tyler Stafford	DL	6-3	255	Jr.-2L	Fortville, Ind./Mount Vernon
45	Josh Scott	DL	6-4	225	Sr.-2L	Redlands, Calif./UTEP	96	Andre Biggers	DL	6-0	240	Jr.-SQ	Michigan City, Ind./Whiteland Community
46	Ian Allen	LB	6-3	230	Fr.-RS	Overland Park, Kan./Blue Valley	97	Jordan Bright	DL	6-7	295	Sr.-3L	Cincinnati, Ohio/Wyoming
47	Alec Lyons	DL	6-3	255	Fr.-HS	Batavia, Ill./Batavia	98	Eric Heidorn	PK	5-8	180	Fr.-HS	Avon, Ind./Avon
48	Austin Wozniak	FB	6-2	240	Jr.-2L	Houston, Texas /Hargrave Military	99	Aaron Archie	LB	6-0	235	Sr.-3L	Detroit, Mich./Cass Tech
49	Sam Makadji	DL	6-3	230	Fr.-HS	Fishers, Ind./Fishers							
50	Zakee Bashir	LB	6-1	240	Jr.-1L	Blacklick, Ohio/Marshall							
51	Tyshon Waller	DE	6-3	250	Fr.-HS	South Holland, Ind./Thornwood							
52	Ahmad Smith	LB	6-2	220	Fr.-HS	McDonough, Ga./Union Grove							
53	Russell Jones	DL	6-1	280	Jr.-TR	San Jose, Calif./Foothill JC							

The Last Time It Happened

The Last Time Indiana State ...

SHUT OUT AN OPPONENT:

vs. Quincy, 44-0 (2012)

SHUT OUT TWO CONSECUTIVE OPPONENTS:

vs. DePauw, 13-0 & at St. Joseph's 16-0 (1962)

WAS SHUT OUT:

vs. Southern Illinois, 0-33 (2009)

SCORED 50-59 POINTS:

vs. Illinois State, 59-24 (2010)

ALLOWED 50-59 POINTS:

56, vs. North Dakota State, 17-56 (2009)

SCORED 60-69 POINTS:

66, vs. Southern Illinois, 66-44 (1999)

ALLOWED 60-69 POINTS:

62, at Northern Iowa, 7-62 (2009)

SCORED MORE THAN 70:

72, vs. Vincennes (1925)

ALLOWED MORE THAN 70:

72, vs. Southern Illinois, 72-10 (2007)

SCORED A SAFETY:

at North Dakota State (2010)

ALLOWED A SAFETY:

at Cincinnati (2010)

KICKOFF RETURN FOR TD OF 95+ Yards:

Cornell Johnson, 97 yds vs. Western Illinois (2005)

KICKOFF RETURN FOR TD OF ANY DISTANCE:

Tanner Riley, 93 yds vs. Missouri State (2012)

ALLOWED KICKOFF TD:

Chaz Powell, at Penn State, 95 yds (2011)

PUNT RETURN FOR TD:

Larry Scally, 86 yds vs. St. Joseph's (1996)

ALLOWED PUNT RETURN TD:

Eric Davis, 55 yds vs. Missouri State (2006)

BLOCKED PUNT FOR TD:

Justin Hilton, vs. St. Joseph's (2010)

ALLOWED A BLOCKED PUNT RETURN FOR A TD:

Kevin Jackson, 4 yds vs. North Dakota St. (2009)

INTERCEPTION RETURN TD OF 100 YARDS:

Bryan Jackson, 100 yards at Eastern Illinois (2006)

INTERCEPTION RETURN FOR A TD:

Donovan Layne, 52 yards vs South Dakota (2012)

TWO INTERCEPTION RETURNS FOR A TD:

Johnny Towalid, 31 & 27 yds at NDSU (2012)

ALLOWED INT RETURN TD:

Mike McElroy, 35 yards vs. Southern Illinois (2011)

FUMBLE RETURN FOR TD:

Mark Sewall, 0 yds at Western Illinois (2012)

ALLOWED FUMBLE RETURN TD:

David McDaniel, 0 yds at Western Illinois (2012)

HAD A PLAYER W/ 300 YARDS PASSING:

330, Ronnie Fouch vs. North Dakota State (2010)

PLAYER COMPLETE 30+ PASSES:

32, Blayne Baggett at Missouri State (2005)

PLAYER COMPLETE 40+ PASSES:

42, Blayne Baggett vs. Western Illinois (2005)

PLAYER RUSH FOR 100-149 YDS:

115, Shakir Bell, vs. Illinois State (2012)

PLAYER RUSH FOR 150-199 YDS:

150, Shakir Bell, vs. South Dakota (2012)

PLAYER RUSH FOR 200-249 YDS:

221, Shakir Bell, at Western Kentucky (2011)

PLAYER RUSH FOR 250-299 YDS:

256, Shakir Bell vs. Youngstown State (2011)

PLAYER RUSH FOR 300+ YDS:

349, Shakir Bell vs. Drake (2012)

PLAYER RUSH FOR 200+ YDS IN CONSECUTIVE GAMES:

Shakir Bell vs. W. Kent. & Youngstown St. (2011)

PLAYER RUSH FOR A 90 OR MORE YARD TD:

91, Ryan Roberts vs. Western Illinois (2009)

HAD A DEFENSIVE STARTER SCORE AN OFF. TD:

1 yd, Ben Obaseki vs. Quincy (2012)

HAD TWO PLAYERS RUSH FOR 100+ YDS:

Darrius Gates & Shakir Bell vs. Quincy (2010)

ONE PLAYER WITH 30+ RUSHES:

33, Shakir Bell at Southern Illinois (2012)

HAD PLAYER WITH 100-149 RECEIVING YDS:

103, Justin Hilton vs. North Dakota State (2011)

HAD PLAYER WITH 150-199 RECEIVING YDS:

168, Donald Spencer vs. Southern Illinois (2011)

HAD PLAYER WITH 200-299 RECEIVING YDS:

253, Chris Johnson vs. Illinois State (1986)

HAD PLAYER WITH 300+ RECEIVING YDS:

319, Bill Griffith vs. Evansville (1955)

HAD PLAYER WITH 10+ PASS RECEPTIONS:

11, Carl Berman vs. Western Illinois (2005)

HAD PLAYER WITH 400 YDS TOTAL OFFENSE:

416, Blayne Baggett at Missouri State (2005)

HAD PLAYER SCORE 5 TDs IN GAME:

Darrius Gates vs. South Dakota State (2010)

HAD PLAYER SCORE 4 TDs IN GAME:

Shakir Bell vs. Youngstown State (2011)

HAD PLAYER SCORE 4 TDs IN ONE HALF:

Shakir Bell vs. Youngstown State (2011) (First Half)

HAD PLAYER PASS FOR 5 TDs:

Jeff Miller vs. Ball State (1985)

HAD PLAYER PASS FOR 4 TDs:

Ronnie Fouch at Youngstown State (2010)

HAD PLAYER PASS FOR 4 TDs IN CONSECUTIVE GAMES:

Ronnie Fouch vs. Quincy & Illinois State (2010)

HAD PLAYER RUSH FOR 3 TDs:

Brock Lough, vs. Butler (2011)

HAD PLAYER RUSH FOR 2 TDs:

Shakir Bell vs. South Dakota (2012)

HAD PLAYER CATCH 3 TD PASSES:

James Braden at Missouri State (2001)

HAD PLAYER KICK 4 FIELD GOALS:

Kyle Hooper at Eastern Illinois (2004)

HAD PLAYER KICK 3 FIELD GOALS:

Tanner Fritschle vs. Quincy (2012)

HAD A PLAYER WITH 3 INT:

John Allman vs. Illinois State (1979)

HAD A PLAYER WITH 2 INT:

Johnny Towalid at North Dakota State (2012)

BLOCKED A FIELD GOAL:

Johnny Towalid, at Indiana (2012)

BLOCKED A FIELD GOAL FOR A TD:

Never

BLOCKED PAT RETURN:

Larry Carter vs. South Dakota (2008)

DIDN'T PUNT:

vs. Butler (2011)

ALLOWED BLOCKED PAT FOR CONVERSION:

at Kansas State (1991)

POSTED 500 RUSH YDS:

1975 vs. Dayton

POSTED 350 PASS YDS:

2005 at Missouri State

GAINED 650+ YDS TOTAL:

675, at Dayton (1975)

15 OR MORE PENALTIES:

17, vs. Illinois State (1994)

100+ PLAYS:

100, vs. Central Florida (1984)

SCORED 9 TDs:

9, vs. W.V. Tech (1994)

SCORED 8 TDs:

8, vs. Illinois State (2010)

SCORED 7 RUSHING TDs:

7, vs. St. Joseph's (2010)

The Last Time An Opponent ...

HAD 300+ YDS PASSING:

329, Mike Piatkowski vs. Drake (2012)

HAD 300+ YDS RUSHING:

328, Herb Donaldson vs. Western Illinois (2006)

HAD 150+ YDS RUSHING:

237, Zach Zenner vs. SDSU (2012)

HAD 150+ YDS RECEIVING:

153, James Hardy, at Indiana (2007)

RUSHED FOR 5 TDs:

5, Gerald Davis, at Missouri State (2007)

RUSHED FOR 6 TDs:

6, Herb Donaldson, at Western Illinois (2006)

2012 Season Statistics

Indiana State Overall Individual Statistics (as of Nov 14, 2012)
All games

Rushing	gp	att	gain	loss	net	avg	td	lg	avg/g
Bell, Shakir	10	251	1469	48	1421	5.7	11	64	142.1
Cheeseborough,	8	55	244	35	209	3.8	0	53	26.1
Dyer, Richie	5	21	90	6	84	4.0	2	14	16.8
Gordon-Lamar, F	8	20	73	3	70	3.5	0	14	8.8
Wozniak, Austen	10	12	34	0	34	2.8	0	5	3.4
Hileman, Lucas	10	1	12	0	12	12.0	0	12	1.2
Lawshe, Demory	9	1	11	0	11	11.0	0	11	1.2
Spencer, Donald	7	1	7	0	7	7.0	0	7	1.0
Obaseki, Ben	10	1	1	0	1	1.0	1	1	0.1
High, Taje	10	1	1	0	1	1.0	0	1	0.1
Johnson, Travis	9	1	0	5	-5	-5.0	0	0	-0.6
TM	5	3	0	6	-6	-2.0	0	0	-1.2
Team	3	5	0	25	-25	-5.0	0	0	-8.3
Perish, Mike	10	30	21	149	-128	-4.3	0	7	-12.8
Total	10	403	1963	277	1686	4.2	14	64	168.6
Opponents	10	361	1451	178	1273	3.5	8	87	127.3

Passing	gp	effic	comp-att-int	pct	yds	td	lg	avg/g
Perish, Mike	10	111.92	137-244-7	56.1	1394	10	43	139.4
Johnson, Travis	9	102.50	2-4-0	50.0	25	0	13	2.8
TM	5	0.00	0-2-0	0.0	0	0	0	0.0
Riley, Tanner	9	0.00	0-1-0	0.0	0	0	0	0.0
Bell, Shakir	10	0.00	0-1-0	0.0	0	0	0	0.0
Total	10	110.00	139-252-7	55.2	1419	10	43	141.9
Opponents	10	93.66	150-290-16	51.7	1593	6	71	159.3

Receiving	gp	no.	yds	avg	td	lg	avg/g
Mardis, Michael	10	30	360	12.0	4	43	36.0
Lawshe, Demory	9	25	321	12.8	3	36	35.7
Spencer, Donald	7	21	196	9.3	0	22	28.0
Bell, Shakir	10	19	142	7.5	1	34	14.2
Riley, Tanner	9	17	150	8.8	1	19	16.7
Wozniak, Austen	10	9	70	7.8	1	23	7.0
Dikos, Garrick	10	6	73	12.2	0	25	7.3
O'Leary, Chris	10	6	53	8.8	0	18	5.3
Dyer, Richie	5	2	20	10.0	0	13	4.0
Cheeseborough,	8	2	12	6.0	0	13	1.5
Walker, Myles	10	1	12	12.0	0	12	1.2
High, Taje	10	1	10	10.0	0	10	1.0
Total	10	139	1419	10.2	10	43	141.9
Opponents	10	150	1593	10.6	6	71	159.3

Punt Returns	no.	yds	avg	td	lg
Riley, Tanner	10	80	8.0	0	18
Burnett, Calvin	4	68	17.0	0	31
Sewall, Mark	1	10	10.0	0	0
Cheeseborough,	1	-15	-15.0	0	0
Total	16	143	8.9	0	31
Opponents	11	52	4.7	0	22

Interceptions	no.	yds	avg	td	lg
Towalid, Johnny	5	83	16.6	3	31
Burnett, Calvin	4	53	13.2	0	36
King, Larry	3	62	20.7	0	45
Layne, Donovan	2	61	30.5	1	52
Sewall, Mark	1	77	77.0	0	77
Underwood, Conn	1	2	2.0	0	2
Total	16	338	21.1	4	77
Opponents	7	76	10.9	0	28

Kick Returns	no.	yds	avg	td	lg
High, Taje	15	366	24.4	0	51
Riley, Tanner	5	190	38.0	1	93
Scott, Josh	1	9	9.0	0	9
Buske, Logan	1	6	6.0	0	6
Wozniak, Austen	1	5	5.0	0	5
Total	23	576	25.0	1	93
Opponents	25	507	20.3	0	55

Fumble Returns	no.	yds	avg	td	lg
Sewall, Mark	0	0	0.0	1	0
Total	0	0	0.0	1	0
Opponents	0	0	0.0	1	0

2012 Season Statistics

Indiana State Overall Individual Statistics (as of Nov 14, 2012) All games

Scoring	td	fg	PAT				dpx	saf	pts
			kick	rush	rcv	pass			
Bell, Shakir	12	-	-	-	-	-	-	72	
Fritschle, Tann	-	13-16	29-30	-	-	-	-	68	
Mardis, Michael	4	-	-	-	-	-	-	24	
Towalid, Johnny	3	-	-	-	-	-	-	18	
Lawshe, Demory	3	-	-	-	-	-	-	18	
Riley, Tanner	2	-	-	-	-	-	-	12	
Dyer, Richie	2	-	-	-	-	-	-	12	
Wozniak, Austen	1	-	-	-	-	-	-	6	
Obaseki, Ben	1	-	-	-	-	-	-	6	
Layne, Donovan	1	-	-	-	-	-	-	6	
Sewall, Mark	1	-	-	-	-	-	-	6	
Total	30	13-16	29-30	-	-	-	-	248	
Opponents	15	8-14	14-14	1-1	-	-	-	130	

Total Offense	g	plays	rush	pass	total	avg/g
Bell, Shakir	10	252	1421	0	1421	142.1
Perish, Mike	10	274	-128	1394	1266	126.6
Cheeseborough,	8	55	209	0	209	26.1
Dyer, Richie	5	21	84	0	84	16.8
Gordon-Lamar, F	8	20	70	0	70	8.8
Wozniak, Austen	10	12	34	0	34	3.4
Johnson, Travis	9	5	-5	25	20	2.2
Hileman, Lucas	10	1	12	0	12	1.2
Lawshe, Demory	9	1	11	0	11	1.2
Spencer, Donald	7	1	7	0	7	1.0
Obaseki, Ben	10	1	1	0	1	0.1
High, Taje	10	1	1	0	1	0.1
TM	5	5	-6	0	-6	-1.2
Team	3	5	-25	0	-25	-8.3
Total	10	655	1686	1419	3105	310.5
Opponents	10	651	1273	1593	2866	286.6

Field Goals	fg	pct.	01-19	20-29	30-39	40-49	50-99	lg	blk
Fritschle, Tann	13-16	81.2	0-0	6-6	4-5	3-5	0-0	48	0

FG Sequence	Indiana State	Opponents
Indiana	(45)	(30),42,46
Quincy	(23),(35),(25)	-
Drake	46,(21),(35)	(22),22
South Dakota State	(25)	(37),33
Southern Illinois	(31)	(27),33
Missouri State	(26)	49,(38)
North Dakota State	(48),46	(20),(33)
Western Illinois	36,(42)	-
South Dakota	(27)	-
Illinois State	(33)	(36)

Punting	no.	yds	avg	lg	tb	fc	i20	50+	blk
Hileman, Lucas	57	2495	43.8	66	10	8	19	17	0
TM	1	13	13.0	13	0	0	0	0	1
Mardis, Michael	1	41	41.0	41	0	0	0	0	0
Total	59	2549	43.2	66	10	8	19	17	1
Opponents	68	2551	37.5	70	3	20	15	5	1

Kickoffs	no.	yds	avg	tb	ob	retn	net	ydln
Fritschle, Tann	47	2952	62.8	22	0			
Total	47	2952	62.8	22	0	20.3	40.3	24
Opponents	33	2028	61.5	10	0	25.0	36.4	28

Numbers in (parentheses) indicate field goal was made.

2012 Season Statistics

Indiana State Game Results (as of Nov 14, 2012)
All games

Date	Opponent	Score	Overall	Conference	Time	Attend
Sep 01, 2012	at Indiana	L 17-24	0-1	0-0	3:17	41882
09/08/2012	QUINCY	W 44-0	1-1	0-0	2:40	6294
Sep 15, 2012	DRAKE	W 27-10	2-1	0-0	3:03	7189
*09/22/12	SOUTH DAKOTA STATE	L 10-24	2-2	0-1	2:45	5291
*09-29-12	at Southern Illinois	W 24-3	3-2	1-1	3:05	12166
*10/06/12	MISSOURI STATE	W 31-17	4-2	2-1	2:50	8311
*Oct 13, 2012	at #1 North Dakota State	W 17-14	5-2	3-1	2:50	18164
*Oct 20, 2012	at Western Illinois	W 23-7	6-2	4-1	2:30	9478
*Oct 27, 2012	SOUTH DAKOTA	W 45-14	7-2	5-1	2:45	5224
*11-02-12	#15 ILLINOIS STATE	L 10-17	7-3	5-2	2:58	6008

Indiana State Overall Individual Statistics (as of Nov 14, 2012)
All games

All Purpose	g	rush	rcv	pr	kr	ir	total	avg/g
Bell, Shakir	10	1421	142	0	0	0	1563	156.3
Riley, Tanner	9	0	150	80	190	0	420	46.7
High, Taje	10	1	10	0	366	0	377	37.7
Mardis, Michael	10	0	360	0	0	0	360	36.0
Lawshe, Demory	9	11	321	0	0	0	332	36.9
Cheeseborough,	8	209	12	-15	0	0	206	25.8
Spencer, Donald	7	7	196	0	0	0	203	29.0
Burnett, Calvin	10	0	0	68	0	53	121	12.1
Wozniak, Austen	10	34	70	0	5	0	109	10.9
Dyer, Richie	5	84	20	0	0	0	104	20.8
Sewall, Mark	9	0	0	10	0	77	87	9.7
Towalid, Johnny	10	0	0	0	0	83	83	8.3
Dikos, Garrick	10	0	73	0	0	0	73	7.3
Gordon-Lamar,	8	70	0	0	0	0	70	8.8
King, Larry	10	0	0	0	0	62	62	6.2
Layne, Donovan	9	0	0	0	0	61	61	6.8
O'Leary, Chris	10	0	53	0	0	0	53	5.3
Hileman, Lucas	10	12	0	0	0	0	12	1.2
Walker, Myles	10	0	12	0	0	0	12	1.2
Scott, Josh	10	0	0	0	9	0	9	0.9
Buske, Logan	3	0	0	0	6	0	6	2.0
Underwood, Con	10	0	0	0	0	2	2	0.2
Obaseki, Ben	10	1	0	0	0	0	1	0.1
Johnson, Travis	9	-5	0	0	0	0	-5	-0.6
TM	5	-6	0	0	0	0	-6	-1.2
Team	3	-25	0	0	0	0	-25	-8.3
Perish, Mike	10	-128	0	0	0	0	-128	-12.8
Total	10	1686	1419	143	576	338	4162	416.2
Opponents	10	1273	1593	52	507	76	3501	350.1

2012 Season Statistics

Indiana State Overall Defensive Statistics (as of Nov 14, 2012)
All games

#	Defensive Leaders	gp	Tackles			tfl/yds	Sacks		Pass defense			Fumbles		blkd	
			ua	a	tot		no-yds	int-yds	brup	qbh	rcv-yds	ff	kick	saf	
99	Archie, Aaron	10	41	75	116	10.0-13	.	.	4	1	.	1	.	.	
34	Washington, Jac	10	33	66	99	7.0-25	2.0-14	.	2	2	1-0	.	.	.	
44	King, Larry	10	19	35	54	1.5-8	.	3-62	3	2	
5	Burnett, Calvin	10	35	19	54	2.0-8	1.0-6	4-53	8	1	
3	Layne, Donovan	9	27	18	45	.	.	2-61	1	
55	Underwood, Conn	10	15	26	41	9.5-42	6.0-27	1-2	3	4	
92	Obaseki, Ben	10	16	24	40	5.5-22	3.0-18	.	.	8	.	1	.	.	
91	Boyd, Tyler	10	10	28	38	0.5-1	.	.	.	2	
20	Painter, Dillon	9	15	21	36	3.0-10	1.0-8	.	3	1	
28	Towalid, Johnny	10	10	22	32	0.5-0	.	5-83	9	.	1-0	.	1	.	
21	Sewall, Mark	9	12	19	31	2.5-3	.	1-77	4	.	1-0	.	1	.	
8	Batiste, Tarris	9	9	15	24	3.0-9	.	.	1	.	.	1	.	.	
97	Bright, Jordan	10	6	16	22	4.0-16	1.0-9	.	.	2	
53	Jones, Russell	10	3	18	21	2.0-2	.	.	.	3	
50	Bashir, Zakee	9	2	12	14	1.0-10	1.0-10	.	1	1	.	1	.	.	
95	Stafford, Tyler	10	3	8	11	1.0-2	1.0-2	.	.	2	
11	Walker, Kendall	10	6	4	10	1.0-3	1	.	.	
39	Stowers, Alex	9	7	1	8	.	.	.	2	
79	Nicholls, Conrr	9	3	3	6	
41	Brown, Jamar	10	2	3	5	
40	Harris, Jess	7	3	1	4	
80	Riley, Tanner	9	2	2	4	
45	Scott, Josh	10	.	3	3	.	.	.	2	
6	Harvey, Othniel	7	1	2	3	
86	Walker, Myles	10	2	1	3	
24	Starks, Travis	2	2	1	3	.	.	.	2	
36	Mitchell, Kamer	10	1	2	3	
43	Cox, Caleb	2	1	1	2	
89	Dikos, Garrick	10	1	1	2	
88	Mardis, Michael	10	1	1	2	
94	Fritschle, Tann	10	2	.	2	
56	Wood, Justin	10	.	1	1	
58	Keyt, Josh	10	.	1	1	
62	Borchers, Evan	10	.	1	1	
37	Ratliff, Gerric	9	.	1	1	.	.	.	1	
64	Masters, Adam	10	.	1	1	
32	Strohm, Andre	3	.	1	1	.	.	.	2	
22	Bell, Shakir	10	1	.	1	
72	Paswater, Casey	10	1	.	1	
1	Spencer, Donald	7	1	.	1	
	Total	10	293	454	747	54-174	16-94	16-338	48	29	3-0	5	2	.	
	Opponents	10	298	484	782	74-260	22-157	7-76	29	19	5-0	7	1	.	

2012 Game-By-Game Statistics

Game-by-Game Rushing

Player	IU	QUINCY	DRAKE	SDSU	SIU	MSU	NDSU	WIU	USD	ILS	YSU
	Att.-Yds./TD	Att.-Yds./TD	Att.-Yds./TD	Att.-Yds./TD	Att.-Yds./TD	Att.-Yds./TD	Att.-Yds./TD	Att.-Yds./TD	Att.-Yds./TD	Att.-Yds./TD	Att.-Yds./TD
Bell, S.	24-192/1	19-69/1	33-349/2	18-54/1	33-160/2	25-133/2	26-96/0	28-123/1	23-150/2	22-115/0	
Cheeseborough	DNP	7-72/0	8-11/0	—	5-28/0	10-43/0	3-4/0	9-18/0	9-19/0	4-14/0	
Gordan-Lamar	DNP	10-47/0	6-20/0	—	4-3/0	—	—	—	—	—	
Dyer, R.	DNP	13-47/1	—	—	DNP	DNP	—	1-14/1	6-16/0	1-7/0	
Wozniak, A.	—	—	—	—	3-10/0	2-3/0	—	3-14/0	3-5/0	1-2/0	
Hileman, L.	—	—	—	1-12/0	—	—	—	—	—	—	
Lawshe, D.	—	1-11/0	—	—	DNP	—	—	—	—	—	
Spencer, D.	1-7/0	—	—	—	—	—	—	DNP	DNP	DNP	
Obaseki, B.	—	1-1/1	—	—	—	—	—	—	—	—	
High, T.	1-1/0	—	—	—	—	—	—	—	—	—	
Perish, M.	6-(-24)/0	3-(-7)/0	2-(-10)/0	6-(-43)/0	3-(-19)/0	4-(-5)/0	1-5/0	2-(-14)/0	—	3-(-11)/0	
Johnson, T.	—	—	—	—	—	—	—	—	1-(-5)/0	—	

Game-by-Game Passing (Comp-Att-TD-INT-Yards)

Player	IU	QUINCY	DRAKE	SDSU	SIU	MSU	NDSU	WIU	USD	ILS	YSU
	Comp-Att-TD-INT-Yards	Comp-Att-TD-INT-Yards	Comp-Att-TD-INT-Yards	Comp-Att-TD-INT-Yards	Comp-Att-TD-INT-Yards	Comp-Att-TD-INT-Yards	Comp-Att-TD-INT-Yards	Comp-Att-TD-INT-Yards	Comp-Att-TD-INT-Yards	Comp-Att-TD-INT-Yards	Comp-Att-TD-INT-Yards
Perish, M.	20-31-1-1-211	10-16-2-0-165	7-13-1-1-94	27-46-0-1-219	11-21-1-0-73	11-24-2-2-127	10-18-0-0-109	12-18-0-0-99	9-17-2-0-113	20-40-1-2-184	
Johnson, T.	—	2-4-0-0-25	DNP	—	—	—	—	—	—	—	
Riley, T.	—	—	—	—	—	0-1-0-0-0	—	—	DNP	—	
Bell, S.	—	—	0-1-0-0-0	—	—	—	—	—	—	—	

Field Goals (Made field goals in bold/ Missed field goals in italics)

Player	IU	QUINCY	DRAKE	SDSU	SIU	MSU	NDSU	WIU	USD	ILS	YSU
	Made/Attempts	Made/Attempts	Made/Attempts	Made/Attempts	Made/Attempts	Made/Attempts	Made/Attempts	Made/Attempts	Made/Attempts	Made/Attempts	Made/Attempts
Fritschle, T.	45	23, 35, 25	46, 21, 35	25	31	26	48, 46	36, 42	27	33	

Game-by-Game Receiving

Player	IU	QUINCY	DRAKE	SDSU	SIU	MSU	NDSU	WIU	USD	ILS	YSU
	Rec.-Yds./TD	Rec.-Yds./TD	Rec.-Yds./TD	Rec.-Yds./TD	Rec.-Yds./TD	Rec.-Yds./TD	Rec.-Yds./TD	Rec.-Yds./TD	Rec.-Yds./TD	Rec.-Yds./TD	Rec.-Yds./TD
Spencer, D.	7-64/0	3-29/0	1-9/0	3-32/0	2-11/0	—	5-51/0	DNP	DNP	DNP	
Mardis, M.	6-65/0	3-68/1	1-10/0	5-59/0	1-9/0	3-53/1	—	2-20/0	3-27/1	6-49/1	
Lawshe, D.	1-16/0	1-21/1	3-48/1	9-62/0	DNP	2-38/1	—	2-33/0	2-24/0	5-79/0	
Bell, S.	4-31/0	1-34/0	2-27/0	3-(-1)/0	—	1-9/0	2-15/0	2-4/0	1-25/1	3-(-2)/0	
Riley, T.	—	1-8/0	—	4-44/0	6-40/1	1-7/0	1-9/0	1-16/0	DNP	3-26/0	
Dikos, G.	1-12/0	—	—	—	2-13/0	—	2-34/0	—	—	1-14/0	
Wozniak, A.	1-23/1	—	—	2-14/0	—	2-8/0	—	3-17/0	—	1-8/0	
O'Leary, C.	—	1-5/0	—	1-9/0	—	—	—	3-9/0	2-30/0	—	
Cheeseborough	DNP	—	—	—	—	2-12/0	—	—	—	—	
Dyer, R.	DNP	1-13/0	—	—	DNP	DNP	—	—	1-7/0	—	
Walker, M.	—	1-12/0	—	—	—	—	—	—	—	—	
High, T.	—	—	—	—	—	—	—	—	—	1-10/0	

Game-by-Game Returns

Punt Returns

Player	IU	QUINCY	DRAKE	SDSU	SIU	MSU	NDSU	WIU	USD	ILS	YSU
	Att.-Yds.-TD	Att.-Yds.-TD	Att.-Yds.-TD	Att.-Yds.-TD	Att.-Yds.-TD	Att.-Yds.-TD	Att.-Yds.-TD	Att.-Yds.-TD	Att.-Yds.-TD	Att.-Yds.-TD	Att.-Yds.-TD
Riley, T.	—	4-47/0	—	2-32/0	1-8/0	—	—	3-(-7)/0	DNP	—	
Sewall, M.	—	—	—	—	—	—	—	1-10/1	—	DNP	
Cheeseborough	DNP	—	—	—	—	—	—	1-(-15)/0	—	—	
Burnett, C.	—	—	—	—	—	—	—	—	2-59/0	2-9/0	

Kickoff Returns

Player	IU	QUINCY	DRAKE	SDSU	SIU	MSU	NDSU	WIU	USD	ILS	YSU
	Att.-Yds.-TD	Att.-Yds.-TD	Att.-Yds.-TD	Att.-Yds.-TD	Att.-Yds.-TD	Att.-Yds.-TD	Att.-Yds.-TD	Att.-Yds.-TD	Att.-Yds.-TD	Att.-Yds.-TD	Att.-Yds.-TD
High, T.	2-55/0	1-35/0	2-31/0	2-50/0	—	—	2-70/0	—	3-60/0	3-65/0	
Riley, T.	1-24/0	—	1-30/0	—	—	1-93/1	2-43/0	—	DNP	—	
Wozniak, A.	—	—	—	1-5/0	—	—	—	—	—	—	
Scott, J.	—	—	—	—	—	—	—	1-9/0	—	—	
Buske, L.	DNP	DNP	DNP	DNP	DNP	DNP	DNP	1-6/0	—	—	

2012 Game-By-Game Statistics

Offense

Opponent	WR	LT	LG	C	RG	RT	TB	TE/WR	QB	FB/TE	WR
at Indiana	Spencer, D.	Patrick, P.	Wood, J.	Borchers, E.	Rice, N.	Paswater, C.	Bell, S.	Mardis, M.	Perish, M.	Dikos, G.	Lawshe, D.
Quincy	Spencer, D.	Patrick, P.	Wood, J.	Borchers, E.	Masters, A.	Paswater, C.	Bell, S.	Mardis, M.	Perish, M.	Wozniak, A.	Lawshe, D.
Drake	Spencer, D.	Patrick, P.	Rice, N.	Borchers, E.	Masters, A.	Paswater, C.	Bell, S.	Mardis, M.	Perish, M.	Wozniak, A.	Lawshe, D.
South Dakota State	Spencer, D.	Patrick, P.	Rice, N.	Borchers, E.	Wood, J.	Paswater, C.	Bell, S.	Mardis, M.	Perish, M.	Dikos, G.	Lawshe, D.
at Southern Illinois	Spencer, D.	Patrick, P.	Rice, N.	Norberg, O.	Masters, A.	Paswater, C.	Bell, S.	Mardis, M.	Perish, M.	Wozniak, A.	Riley, T.
Missouri State	Spencer, D.	Patrick, P.	Rice, N.	Borchers, E.	Masters, A.	Paswater, C.	Bell, S.	Mardis, M.	Perish, M.	Wozniak, A.	Dikos, G.
at North Dakota State	Spencer, D.	Patrick, P.	Rice, N.	Borchers, E.	Masters, A.	Paswater, C.	Bell, S.	Mardis, M.	Perish, M.	Wozniak, A.	Lawshe, D.
at Western Illinois	Lawshe, D.	Patrick, P.	Wood, J.	Norberg, O.	Masters, A.	Paswater, C.	Bell, S.	Mardis, M.	Perish, M.	Wozniak, A.	Dikos, G.
South Dakota	Lawshe, D.	Patrick, P.	Wood, J.	Borchers, E.	Masters, A.	Paswater, C.	Bell, S.	Mardis, M.	Perish, M.	Wozniak, A.	O'Leary, C.
Illinois State	Lawshe, D.	Patrick, P.	Wood, J.	Borchers, E.	Masters, A.	Paswater, C.	Bell, S.	Mardis, M.	Perish, M.	Wozniak, A.	O'Leary, C.

Defense

Opponent	DE	DT	DT	DE	SLB	MLB	WLB	CB	CB	S	S
at Indiana	Obaseki, B.	Bright, J.	Boyd, T.	Bashir, Z.	Painter, D.	Archie, A.	Washington, J.	Towalid, J.	Burnett, C.	Layne, D.	King, L.
Quincy	Obaseki, B.	Bright, J.	Boyd, T.	Bashir, Z.	Painter, D.	Archie, A.	Washington, J.	Towalid, J.	Burnett, C.	Sewall, M.	King, L.
Drake	Obaseki, B.	Bright, J.	Boyd, T.	Bashir, Z.	Painter, D.	Archie, A.	Washington, J.	Towalid, J.	Burnett, C.	Layne, D.	King, L.
South Dakota State	Obaseki, B.	Bright, J.	Boyd, T.	Bashir, Z.	Painter, D.	Archie, A.	Washington, J.	Towalid, J.	Burnett, C.	Sewall, M.	King, L.
at Southern Illinois	Obaseki, B.	Bright, J.	Boyd, T.	Underwood, C.	Batiste, T.	Archie, A.	Washington, J.	Towalid, J.	Burnett, C.	Layne, D.	King, L.
Missouri State	Obaseki, B.	Bright, J.	Boyd, T.	Underwood, C.	Batiste, T.	Archie, A.	Washington, J.	Towalid, J.	Burnett, C.	Layne, D.	King, L.
at North Dakota State	Obaseki, B.	Bright, J.	Boyd, T.	Underwood, C.	Batiste, T.	Archie, A.	Washington, J.	Towalid, J.	Burnett, C.	Layne, D.	King, L.
at Western Illinois	Obaseki, B.	Bright, J.	Boyd, T.	Underwood, C.	Batiste, T.	Archie, A.	Washington, J.	Towalid, J.	Burnett, C.	Layne, D.	King, L.
South Dakota	Obaseki, B.	Bright, J.	Boyd, T.	Underwood, C.	Batiste, T.	Archie, A.	Washington, J.	Towalid, J.	Burnett, C.	Layne, D.	King, L.
Illinois State	Obaseki, B.	Bright, J.	Boyd, T.	Underwood, C.	Batiste, T.	Archie, A.	Washington, J.	Towalid, J.	Burnett, C.	Layne, D.	King, L.

Game-by-Game Defensive Tackles

Player	IU	QUINCY	DRAKE	SDSU	SIU	MSU	NDSU	WIU	USD	ILS	YSU
	Solo-Ast-Total	Solo-Ast-Total	Solo-Ast-Total	Solo-Ast-Total	Solo-Ast-Total	Solo-Ast-Total	Solo-Ast-Total	Solo-Ast-Total	Solo-Ast-Total	Solo-Ast-Total	Solo-Ast-Total
Archie, A.	4-8-12	4-7-11	6-8-14	2-9-11	5-5-10	6-9-15	5-7-12	3-8-11	2-4-6	4-10-14	
Washington, J.	8-5-13	3-6-9	4-10-14	1-9-10	3-6-9	4-7-11	3-6-9	1-9-10	2-2-4	4-6-10	
Burnett, C.	9-1-10	1-2-3	1-3-4	3-3-6	2-3-5	4-2-6	4-3-7	2-0-2	3-2-5	6-0-6	
King, L.	2-3-5	1-1-2	6-2-8	1-9-10	1-2-3	2-4-6	2-3-5	0-4-4	2-2-4	2-5-7	
Layne, D.	6-5-11	DNP	3-2-5	2-0-2	1-2-3	3-4-7	3-1-4	1-2-3	3-1-4	5-1-6	
Boyd, T.	4-0-4	0-4-4	2-2-4	2-3-5	3-4-7	0-2-2	0-6-6	0-1-1	0-2-2	0-3-3	
Underwood, C.	0-3-3	—	3-1-4	2-1-3	1-3-4	1-4-5	5-5-10	1-3-4	1-3-4	1-3-4	
Obaseki, B.	5-1-6	0-2-2	1-2-3	1-4-5	2-3-5	1-4-5	1-1-2	1-4-5	1-1-2	3-1-4	
Sewall, M.	1-2-3	3-1-4	0-1-1	1-3-4	2-0-2	1-5-6	2-5-7	2-1-3	1-1-2	DNP	
Painter, D.	5-7-12	—	2-4-6	2-3-5	DNP	1-1-2	1-0-1	1-4-5	2-2-4	1-0-1	
Towalid, J.	0-2-2	2-0-2	3-2-5	0-4-4	0-4-4	0-2-2	2-4-6	0-1-1	1-1-2	2-2-4	
Batiste, T.	DNP	—	0-4-4	0-2-2	3-3-6	3-1-4	0-2-2	1-1-2	1-1-2	1-1-2	
Bright, J.	2-1-3	1-0-1	—	1-2-3	1-2-3	0-4-4	—	1-3-4	0-3-3	0-1-1	
Bashir, Z.	0-2-2	—	1-2-3	0-2-2	0-4-4	1-2-3	—	—	—	—	
Jones, R.	1-2-3	0-2-2	0-2-2	1-1-2	1-0-1	—	0-3-3	—	0-1-1	0-7-7	
Stafford, T.	1-0-1	—	0-2-2	1-0-1	1-1-2	0-4-4	—	0-1-1	—	—	
Stowers, A.	—	3-0-3	—	—	0-1-1	—	1-0-1	—	3-0-3	—	
Walker, K.	—	0-1-1	0-1-1	—	1-0-1	—	1-0-1	—	4-2-6	—	
Brown, J.	—	—	—	1-0-1	0-2-2	—	1-0-1	—	0-1-1	—	
Harris, J.	—	2-0-2	0-1-1	—	1-0-1	—	—	DNP	DNP	DNP	
Nicholls, C.	0-2-2	—	—	—	—	2-0-2	—	0-1-1	1-0-1	—	
Harvey, O.	—	—	—	—	0-2-2	1-0-1	—	DNP	DNP	DNP	
Riley, T.	—	—	1-0-1	—	0-1-1	0-1-1	—	—	DNP	1-0-1	
Scott, J.	—	0-2-2	—	—	—	—	—	—	0-1-1	—	
Mitchell, K.	—	0-1-1	—	—	0-1-1	—	—	—	1-0-1	—	
Wood, J.	—	—	—	—	—	0-1-1	—	—	—	—	
Keyt, J.	—	0-1-1	—	—	—	—	—	—	—	—	
Strohm, A.	—	—	0-1-1	DNP	DNP	DNP	DNP	DNP	DNP	DNP	
Borchers, E.	—	—	0-1-1	—	—	—	—	DNP	—	—	
Dikos, G.	—	—	—	—	—	—	1-0-1	0-1-1	—	—	
Cox, C.	DNP	1-0-1	DNP	DNP	DNP	DNP	DNP	DNP	0-1-1	DNP	
Paswater, C.	—	—	—	—	—	1-0-1	—	—	—	—	
Masters, A.	—	—	—	—	—	0-1-1	—	—	—	—	
Spencer, D.	1-0-1	—	—	—	—	—	—	DNP	DNP	DNP	
Fritschle, T.	—	1-0-1	—	—	—	—	—	—	1-0-1	—	
Mardis, M.	—	—	0-1-1	—	—	—	—	1-0-1	—	—	
Bell, S.	—	—	—	1-0-1	—	—	—	—	—	—	
Walker, M.	—	—	—	—	—	—	—	2-0-2	0-1-1	—	
Starks, T.	DNP	DNP	DNP	DNP	DNP	DNP	—	—	2-1-3	—	
Ratliff, G.	—	—	—	—	—	—	—	—	0-1-1	—	

Indiana State In The NCAA & MVFC Statistical Rankings

Indiana St. (7 - 3 - 0)

Thru: 11/10/2012 - Week 11

TEAM RANKINGS

121 teams ranked in Football Championship Subdivision
10 teams ranked in the Missouri Valley FB Conference

2012 SCHEDULE AND RESULTS 7-3 L-1

Missouri Valley FB Conference Record: 5-2

Date	Location	Opponent	Score	Result
Sat 09/01/2012	@ Indiana *		17 - 24	L
Sat 09/08/2012		QUINCY	44 - 0	W
Sat 09/15/2012		DRAKE	27 - 10	W
Sat 09/22/2012		SOUTH DAKOTA ST.	10 - 24	L
Sat 09/29/2012	@ Southern Ill. *		24 - 3	W
Sat 10/06/2012		MISSOURI ST.	31 - 17	W
Sat 10/13/2012	@ North Dakota St.		17 - 14	W
Sat 10/20/2012	@ Western Ill. *		23 - 7	W
Sat 10/27/2012		SOUTH DAKOTA	45 - 14	W
Sat 11/03/2012		ILLINOIS ST.	10 - 17	L
Sat 11/17/2012	@ Youngstown St.			

HOME GAME IN CAPS * Night Game ^ Neutral Site
OT Overtime Game

Category	National Rank	Actual	National Leader	Actual	Conf Rank	Missouri Valley FB Conference Leader	Actual
Rushing Offense	44	168.60	Ga. Southern	401.20	4	Youngstown St.	190.90
Passing Offense	108	141.90	Stephen F. Austin	391.40	9	Illinois St.	251.40
Total Offense	99	310.50	Old Dominion	556.80	7	Illinois St.	390.20
Scoring Offense	68	24.80	Sam Houston St.	46.20	5	North Dakota St.	35.30
Rushing Defense	25	127.30	North Dakota St.	62.70	6	North Dakota St.	62.70
Pass Efficiency Defense	3	93.64	Bethune-Cookman	90.77	1	Indiana St.	93.64
Total Defense	6	286.60	North Dakota St.	183.50	2	North Dakota St.	183.50
Scoring Defense	2	13.00	North Dakota St.	11.00	2	North Dakota St.	11.00
Net Punting	5	38.93	UC Davis	40.44	1	Indiana St.	38.93
Punt Returns	45	8.94	N.C. Central	24.50	3	North Dakota St.	16.08
Kickoff Returns	6	25.04	Wagner	28.25	2	UNI	25.14
Turnover Margin	16	.70	Richmond	2.00	3	Illinois St.	.90
Pass Defense	8	159.30	North Dakota St.	120.80	2	North Dakota St.	120.80
Passing Efficiency	92	110.04	Stony Brook	174.02	7	North Dakota St.	142.09
Sacks	80	1.60	Harvard	4.56	7	Illinois St.	3.30
Tackles For Loss	T-70	5.40	Mississippi Val.	8.90	5	Illinois St.	7.30
Sacks Allowed	67	2.20	Citadel	.20	9	Illinois St.	.70

T=tied at this ranking

PLAYER RANKINGS

Player must have played in 75% of team's games
Summary of the top 100 national leaders and top 25 conference leaders
15 categories ranked

Category	Player	National Rank	Actual	National Leader	Actual	Conf Rank	Missouri Valley FB Conference Leader	Actual
Rushing	Shakir Bell	5	142.10	Maysonet (Stony Brook)	156.45	2	Zenner (South Dakota St.)	153.90
	George Cheeseborough		26.12			19		
Passing Efficiency (Min. 15 Att./Game)	Mike Perish	87	111.92	Essington (Stony Brook)	175.83	8	Jensen (North Dakota St.)	140.03
Total Offense	Shakir Bell		142.10	Heinicke (Old Dominion)	418.80	9	Brown (Illinois St.)	254.00
	Mike Perish		126.60			11		
Receptions Per Game	Michael Mardis		3.00	Lora (Eastern Ill.)	11.50	T-21	Walker (Illinois St.)	6.50
	Demory Lawshe		2.78			23		
Receiving Yards Per Game	Michael Mardis		36.00	Lora (Eastern Ill.)	147.90	19	Walker (Illinois St.)	91.20
	Demory Lawshe		35.67			20		
Interceptions	Johnny Towalid	T-7	.50	Ericksen (Illinois St.)	.70	T-2	Ericksen (Illinois St.)	.70
	Calvin Burnett	T-18	.40			T-6		
	Larry King	T-52	.30			T-8		
	Donovan Layne		.22			T-11		
	Mark Sewall		.11			T-25		
Punting (Min. 3.6 Punts/Game)	Lucas Hileman	8	43.77	Murray (Fordham)	46.24	1	Hileman (Indiana St.)	43.77
Punt Returns (Min. 1.2 Ret./Game)				Shanks (Northern Ariz.)	21.53		Smith (North Dakota St.)	11.06
Kickoff Returns (Min. 1.2 Ret./Game)	Taje High	32	24.40	Williams (Furman)	38.93	2	Anderson (UNI)	25.61
Field Goals	Tanner Fritschle	T-15	1.30	Murray (Fordham)	2.30	T-2	Keller (North Dakota St.)	1.50
	Shakir Bell	T-48	7.20	McCarney (Colgate)	12.80	5	Johnson (UNI)	9.60
Scoring	Tanner Fritschle	T-64	6.80			6		
	Shakir Bell	10	156.30	Varga (Yale)	199.43	2	Zenner (South Dakota St.)	169.20
Sacks	Connor Underwood	T-42	.60	Thurmond (Ark.-Pine Bluff)	1.55	T-4	Underwood (Illinois St.)	.85
	Ben Obaseki		.30			T-22		
Tackles	Aaron Archie	T-8	11.50	McCabe (Georgetown)	14.40	2	Shafraht (South Dakota St.)	11.80
	Jacolby Washington	T-26	9.90			T-4		
Tackles For Loss	Aaron Archie	T-70	1.00	Simpson (Mississippi Val.)	2.05	T-7	Underwood (Illinois St.)	1.70
	Connor Underwood	T-89	.95			T-10		
	Jacolby Washington		.70			T-19		

T=tied at this ranking

Week 1 Recap -- at Indiana (Sept. 1, 2012)

Game 1

Indiana 24, Indiana State 17

September 1, 2012
 Memorial Stadium
 Bloomington, Ind.
 41,882



BLOOMINGTON, Ind. - Indiana State struck first at Indiana and had the ball with a chance to tie on the last play of the game, but eventually the Hoosiers walked away with a hard fought 24-17 victory over the Sycamores in front of 41,882 fans at Memorial Stadium.

ISU falls to 0-1 on the young season while Indiana improved to 1-0.

Junior tailback Shakir Bell rushed for 192 yards on 24 carries -- with a 54-yard touchdown, which proved to be a new school record for most rushing yards by a Sycamore ever in a season opening game. It was the 16th 100-yard rushing game by a Sycamore in a season lifter.

Mike Perish made his Sycamore debut and amassed 211 yards through the air on 20-of-31 passing. It was the seventh 200-yard passing game in the history of ISU during a season opener and the first since Reilly Murphy had 235 at Purdue to open the 2006 campaign.

Donald Spencer had seven catches for 64 yards and Michael Mardis recorded six receptions for 65 yards to lead the way.

The Sycamores put five different defenders into double digit tackles with Jacoby Washington leading the way with 13, including one for a loss. Dillion Painter & Aaron Archie recorded 12 while Donovan Layne posted 11 and Calvin Burnett had 10.

Tre Roberson paced the Indiana offense with a 26-of-36 passing performance for 280 yards and one touchdown.

Leading 17-10 at the half, Indiana drove the ball 11 yards and 75 yards over the first 4:55 of the third quarter to extend their advantage to two possessions with a one-yard scoring plunge by quarterback Tre Roberson.

The Sycamores spirit was not dampened by the Hoosier TD as they marched down the field for a 10-play, 76-yard drive which ended with a 23-yard pass from Mike Perish to Austen Wozniak with 5:14 left in the third quarter to trim the Hoosier lead down to 24-17. The catch for Wozniak represented the eighth pass completion in a row for Perish, which is the longest streak for a Sycamore since Ronnie Fouch had 10 in a row and just three short of Jeff Miller's school record set in 1984.


Screen passes to Spencer and Bell from quarterback Mike Perish led to a Shakir Bell rush over left guard for a 54-yard touchdown at the 6:28 mark of the first quarter to give the Sycamores a 7-0 lead.

Indiana got a three-and-out stop on defense and drove into the red zone but this time they had to settle for a 30-yard field goal by Mitch Ewald with 4:45 left in the second quarter to give the Hoosiers a 17-7 lead.

The Sycamores and Hoosiers traded punts and the Sycamores got it 46 seconds on the clock at their own 35-yard line. Bell broke off a pair of long runs to move the ball into Hoosier territory before Perish completed passes to Michael Mardis, Demory Lawshe and Donald Spencer to move inside the IU 30. Tanner Fritschle drilled his first career field goal - a 45-yarder - as the first half clock expired to inch the Sycamores closer at 17-10.

Shakir Bell finished the first half with 145 yards rushing on 14 attempts while Mike Perish was 9-of-13 for 74 yards and Donald Spencer had four catches for 31 yards. Calvin Burnett led the Sycamores with seven total tackles before the break.

"I think our kids will make a big step from this game to the next game, just from the mental standpoint of the game," Miles said.



Indiana State	7	3	7	0	17
Indiana	7	10	7	0	24

Scoring Summary

1st	6:28	ISU	Shakir Bell 54-yd run (Fritschle kick) (5-84-2:20)	7-0
1st	5:35	IU	Wynn 71-yd pass from Roberson (Ewald kick) (3-82-0:53)	7-7
2nd	13:53	IU	Houston 15-yd run (Ewald kick) (11-74-3:38)	7-14
2nd	4:45	IU	Ewald 30-yard field goal (17-66-6:54)	7-17
2nd	0:00	ISU	Fritschle 45-yard field goal (8-65-0:46)	10-17
3rd	11:05	IU	Tre Roberson 1-yd run (Ewald kick) (11-75-3:55)	10-24
3rd	5:14	ISU	Wozniak 23-yd pass from Perish (Fritschle kick) (10-76-5:51)	17-24

Team Statistics

	ISU	IU
First Downs	19	26
Rushing	8	10
Passing	11	11
Penalty	0	5
Net Yards Rushing	176	171
Rushing Attempts	32	47
Net Yards Passing	211	280
Cmp.-Att.-Int.	20-32-1	26-36-0
Total Offense Yards	387	451
Total Offense Plays	64	83
Fumbles: No.-Lost	1-1	0-0
Penalties: No.-Yards	7-85	8-65
Punts-Yards	5-208	4-128
Avg. Yards Per Punt	41.6	32.0
Punt Returns: No.-Yards	0-0	0-0
Kickoff Returns: No.-Yards	3-189	5-319
Interceptions: No.-Yards	0-0	1-4
Possession Time	27:35	32:08
Third Down Conversions	3-12	10-20
Fourth Down Conversions	1-3	2-3
Red Zone Scores-Chances	0-0	3-3
Sacks By: No.-Yards	0-0	5-26
PAT Kicks	2-2	3-3
Field Goals	1-1	3-3

Individual Statistics
RUSHING: ISU: Shakir Bell 24-192, 1 TD; Donald Spencer 1-7; Taje High 1-1; Mike Perish 6-(-24).
IU: D. Roberts 22-67; Tevin Coleman 7-48; S. Houston 10-33, 1 TD; Tre Roberson 7-19, 1 TD; Shane Wynn 1-4.

PASSING: ISU: Mike Perish 20-31-1, 211, 1 TD; Team 0-1-0, 0. **IU:** Tre Roberson 26-36-0, 280, 1 TD.

RECEIVING: ISU: Donald Spencer 7-64; Michael Mardis 6-65; Shakir Bell 4-31; Austen Wozniak 1-23, 1 TD; Demory Lawshe 1-16; Garrick Dikos 1-12. **IU:** Shane Wynn 6-95, 1 TD; Duwyce Wilson 5-52; Cody Latimer 5-40; Ted Bolser 3-45; Nick Stoner 2-16; J. Chester 1-17; D. Roberts 1-6; Tevin Coleman 1-5; Ricky Jones 1-2; S. Houston 1-2.

Week 2 Recap -- vs. Quincy (Sept. 8, 2012)

Game 2

Indiana State 44, Quincy 0

September 8, 2012

Memorial Stadium

Terre Haute, Ind.

6,294



TERRE HAUTE, Ind. -- The Indiana State Sycamores posted their first shutout in 16 seasons by earning a 44-0 victory over Quincy on a sunny afternoon in front of 6,294 fans at Memorial Stadium.

The Sycamore defense allowed just 114 yards of total offense to Quincy in the victory and surrendered only nine first downs to the Hawks. The game marked the first shutout for the Sycamores since a 1996 victory in the season opener against Mars Hill.

Indiana State scored in eight of their first nine offensive possessions, including touchdowns on their first three offensive drives.

The Sycamores completed a pair of long third down conversions on their first drive and capped a seven-play, 59-yard jaunt down the field with a 12-yard touchdown run from Shakir Bell to take a 7-0 lead with 11:16 remaining in the first quarter.

Michael Mardis scored on the first play of the Sycamores' second drive with a 43-yard reception from Mike Perish to make it 14-0.

Ben Obaseki scored his seventh career offensive touchdown with a one-yard touchdown rush with 4:32 remaining in the opening stanza on another seven play drive for the 21-0 lead.

Mark Sewall forced a fumble and Jacolby Washington recovered the ball following the Obaseki touchdown but the Sycamores had to punt the ball at the start of the second quarter. It would be the only offensive drive for the Sycamores for nearly 44 minutes of game time that the Sycamores would not eventually score.

Following a Quincy punt, the Sycamores took over and drove just 13 yards to net a 23-yard field goal by Tanner Fritschle with 11:27 remaining in the first half for the 24-0 lead.

Larry King came down with his first interception of the season with 9:30 remaining in the second quarter and spurred on by a 53-yard rush by George Cheeseborough, the Sycamores drove 71 yards to score on a Perish to Demory Lawshe 21-yard hookup with 6:52 to go before the half for a 31-0 advantage.

Fritschle added his second field goal of the first half -- a 35-yard attempt -- with 1:53 remaining before the break for a 34-0 lead after a 36-yard drive which was set by an eight-yard punt return from Tanner Riley.


The Hawks appeared poised to be moving into scoring position, but Sewall came up big again with his first career interception as the first half clock expired and he returned it 77-yards to the Quincy 18-yard line before the Hawks were flagged for a personal foul which moved the ball to the Quincy nine and the penalty forced an untimed down at the end of the half.

Fritschle stepped up with no time on the clock to drill a 25-yard field goal for a 37-0 lead.

It marked the first time a Sycamore had made three field goals in a game since Cory Little did it last season at Western Kentucky.

The second half saw the Sycamore reserves receive the bulk of the action as the defense got a stop and then Richie Dyer capped off a 13-play, 69-yard drive that chewed up seven minutes of game time with a four-yard touchdown rush for a 44-0 lead.

Cheeseborough led the way for the Sycamores on the ground with 72 rushing yards on seven carries while Bell had 69 rushing yards on 19 carries with a touchdown. Dyer posted 47 rushing yards on 13 carries with a TD and Foluke Gordan-Lamar also had 47 yards on the ground over 10 carries.



Quincy	0	0	0	0	0
Indiana State	21	16	7	0	44

Scoring Summary

1st	11:16	ISU	Bell 12-yd run (Fritschle kick) (7-59-3:44)	7-0
1st	9:21	ISU	Mardis 43-yd pass from Perish (Fritschle kick) (1-43-0:09)	14-0
1st	4:23	ISU	Obaseki 1-yd run (Fritschle kick) (7-41-3:10)	21-0
2nd	11:27	ISU	Fritschle 23-yd field goal (6-13-2:30)	24-0
2nd	6:52	ISU	Lawshe 21-yd pass from Perish (Fritschle kick) (5-71-2:11)	31-0
2nd	1:53	ISU	Fritschle 35-yd field goal (8-36-3:00)	34-0
2nd	0:00	ISU	Fritschle 25-yd field goal (1-0-0:00)	37-0
3rd	2:10	ISU	Dyer 4-yd run (Fritschle kick) (13-69-7:00)	44-0

Team Statistics

	Quincy	ISU
First Downs	9	21
Rushing	3	10
Passing	3	8
Penalty	3	3
Net Yards Rushing	73	237
Rushing Attempts	31	55
Net Yards Passing	41	190
Cmp.-Att.-Int.	3-22-2	12-20-0
Total Offense Yards	114	427
Total Offense Plays	53	75
Fumbles: No.-Lost	1-1	1-0
Penalties: No.-Yards	9-89	12-115
Punts-Yards	8-307	2-79
Avg. Yards Per Punt	38.4	39.5
Punt Returns: No.-Yards	0-0	4-47
Kickoff Returns: No.-Yards	3-68	1-35
Interceptions: No.-Yards	0-0	2-77
Possession Time	21:30	38:30
Third Down Conversions	2-14	8-16
Fourth Down Conversions	1-2	1-3
Red Zone Scores-Chances	0-1	6-6
Sacks By: No.-Yards	1-7	0-0
PAT Kicks	0-0	5-5
Field Goals	0-0	3-3

Individual Statistics

RUSHING: Quincy: Merci, R. 17-44; Walker, B. 10-24; Shelby, L. 3-4; Lonergan, N. 1-1. **ISU:** Cheeseborough, George 7-72; Bell, Shakir 19-69, 1 TD; Dyer, R. 13-47, 1 TD; Gordan-Lamar, Foluke 10-47; Lawshe, Demory 1-11; Obaseki, Ben 1-1, 1 TD; Team 1-(-3); Perish, M. 3-(-7).

PASSING: Quincy: Chmelik, J. 2-14-0, 26; Lonergan, N. 1-8-2, 15. **ISU:** Perish, Mike 10-16-0, 165, 2 TD; Johnson, Travis 2-4-0, 25.

RECEIVING: Quincy: Dickens, J. 2-26; Rose, J. 1-15. **ISU:** Mardis, Michael 3-68, 1 TD; Spencer, Donald 3-29; Bell, Shakir 1-34; Lawshe, Demory 1-21, 1 TD; Dyer, Richie 1-13; Walker, Myles 1-12; Riley, Tanner 1-8; O'Leary, Chris 1-5.

Week 3 Recap -- vs. Drake (Sept. 15, 2012)

Game 3

Indiana State 27, Drake 10

September 15, 2012

Memorial Stadium

Terre Haute, Ind.

7,189



TERRE HAUTE, Ind. - Indiana State junior tailback Shakir Bell rushed for a school and Missouri Valley Football Conference single-game record 349 yards and scored two touchdowns as the Sycamores won their second straight home game, topping the visiting Drake Bulldogs 27-10 Saturday in Memorial Stadium.

Bell scored twice in the third quarter to break open a game that was tied at 10 during the halftime intermission. The first score came on Indiana State's first possession of the second half as Bell broke free down the north sideline and ran 60 yards for the score with 12:54 left. He backed that up with a 48-yard scoring run on the Sycamores second possession of the period to put Indiana State up 24-10 with 10:47 left in the third quarter.

The Sycamore junior broke his own school record of 256 rushing yards in a single game that he established almost a year ago against Youngstown State (Sept. 24, 2011). His 337-yard total also broke the Missouri Valley Football Conference record of Western Illinois' Herb Donaldson who ran for 328 against Indiana State in 2006. The 349-yard single game performance also ranks eighth all-time among FCS schools and is the most yards gained by a running back in a single game this season among Division I schools. Additionally, his 349 yards is the most gained either rushing or receiving by a Sycamore in a game since Bill Griffith gained 319 yards receiving in 1955 against Evansville.

Indiana State fell behind 3-0 in the opening period as Drake's Spencer Lee connected on a 22-yard field goal with 9:12 left in the first quarter. The Sycamores came back on a four play, 61 yard drive in the second quarter that was capped with a 22 yard scoring strike from Mike Perish to Demory Lawshe. Tanner Fritschie booted the point after for a 7-3 Sycamore lead with 7:18 remaining in the half.

Drake countered with a seven yard touchdown pass from Mike Piatkowski to Nick Rosa that capped a seven play, 71 yard drive and put the Bulldogs back in front 10-7 with 3:38 left in the opening half. For the third straight game this season, the Sycamores ended the first half with a field goal as Fritschle was good from 21 yards out to knot the score at 10.

The second half was highlighted by Bell's running and the Sycamore defense keeping the Bulldogs out of the end zone. Indiana State did add a 35 yard field goal with 3:42 left in the game to put the Sycamores up 27-10.

The Sycamore defense has allowed just one offensive touchdown by the opposition in its last nine quarters of action, dating back to the fourth quarter of the season opener at Indiana.

Bell finished the game with 349 yards on 33 carries with two touchdowns. Perish was 7-of-13 passing for 94 yards and one touchdown while Lawshe led the receiving corps with 48 yards on three receptions and a touchdown.

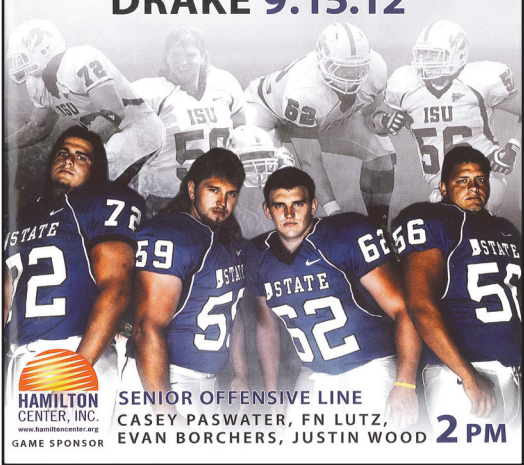
The Sycamore defense was led by Aaron Archie with 14 tackles (six solos) while Jacolby Washington had 14 tackles (four solos).

T W E N T Y T W E L V E

INDIANA STATE FOOTBALL

M E M O R I A L S T A D I U M

DRAKE 9.15.12



HAMILTON CENTER, INC.
www.hamiltoncenter.org
GAME SPONSOR

SENIOR OFFENSIVE LINE
CASEY PASWATER, FN LUTZ,
EVAN BORCHERS, JUSTIN WOOD

2 PM

Drake	3	7	0	0	10
Indiana State	0	10	14	3	27

Scoring Summary

1st	9:12	DU	Spencer Lee 22-yd field goal (11-76-5:48)	0-3
2nd	7:18	ISU	Lawshe 22-yd pass from Perish (Fritschle kick) (4-61-1:17)	7-3
2nd	3:38	DU	Rosa 7-yd pass from Piatkowski (Lee kick) (7-71-3:35)	7-10
2nd	0:00	ISU	Tanner Fritschle 21-yd field goal (11-64-3:32)	10-10
3rd	12:54	ISU	Bell 60-yd run (Fritschle kick) (6-83-2:06)	17-10
3rd	10:47	ISU	Bell 48-yd run (Fritschle kick) (2-56-0:47)	24-10
4th	3:42	ISU	Fritschle 35-yd field goal (7-19-3:46)	27-10

Team Statistics

	DRAKE	ISU
First Downs	21	21
Rushing	6	15
Passing	14	5
Penalty	1	1
Net Yards Rushing	43	368
Rushing Attempts	26	50
Net Yards Passing	329	94
Cmp.-Att.-Int.	31-53-1	7-14-1
Total Offense Yards	372	462
Total Offense Plays	79	64
Fumbles: No.-Lost	1-0	1-1
Penalties: No.-Yards	3-37	8-60
Punts-Yards	4-133	3-152
Avg. Yards Per Punt	33.2	50.7
Punt Returns: No.-Yards	1-0	0-0
Kickoff Returns: No.-Yards	3-61	3-61
Interceptions: No.-Yards	1-18	1-0
Possession Time	30:56	29:00
Third Down Conversions	6-16	4-11
Fourth Down Conversions	1-4	1-1
Red Zone Scores-Chances	2-4	2-3
Sacks By: No.-Yards	1-10	2-20
PAT Kicks	1-1	3-3
Field Goals	1-2	2-3

Individual Statistics

RUSHING: DRAKE: T.J. James 6-29; Trey Morse 7-26; Gary Scott 7-17; Mike Piatkowski 6-(-29).
ISU: Shakir Bell 33-349, 2 TD; Foluke Gordan-Lamar 6-20; George Cheeseborough 8-11; Team 1-(-2); Mike Perish 2-(-10).

PASSING: DRAKE: Mike Piatkowski 31-53-1, 329, 1 TD. **ISU:** Mike Perish 7-13-1, 94, 1 TD; Shakir Bell 0-1-0.

RECEIVING: DRAKE: Joey Orlando 6-43; Gary Scott 5-83; Nick Rosa 5-60, 1 TD; Alex Cecena 3-30; Kevin Marshall 3-22; J.T. Teague 2-32; Trey Morse 2-13; Jack Schmuldach 2-13; Graham Butler 1-20; T.J. James 1-10; Dan Hohenstein 1-3. **ISU:** Demory Lawshe 3-48, 1 TD; Shakir Bell 2-27; Michael Mardis 1-10; Donald Spencer 1-9.

Week 4 Recap -- South Dakota State (Sept. 22, 2012)

Game 4

South Dakota State 24, Indiana State 10



September 22, 2012
 Memorial Stadium
 Terre Haute, Ind.
 5,291



TERRE HAUTE, IND. - The top two running backs in the Football Championship Subdivision (FCS) faced off inside Memorial Stadium Saturday as South Dakota State's Zach Zenner, the top rusher in FCS, and Indiana State's Shakir Bell, ranked second in the FCS, looked to carry their respective teams to victory.

The day did not go the Sycamores way, however, as South Dakota State posted a 24-10 victory in the opening game of Missouri Valley Football Conference play for both schools.

Bell was held to 54 yards on 18 carries by South Dakota State which is his lowest total since being held to 43 yards at Penn State a year ago. Zenner rushed for 237 yards on 29 carries with 164 of those yards coming on just two plays in the game.



The Jackrabbits opened the scoring on their first possession of the game as Justin Syrovatka connected on a 37-yard field goal with 4:29 left in the opening quarter of action. South Dakota State broke out to a 10-0 lead in the second quarter when Zenner broke through the Sycamore defense and ran 57 yards for a touchdown with 2:47 left in the opening half. Syrovatka was good on the point after.

Indiana State broke into the scoring column late in the first half after getting the ball back with just 32 seconds remaining. The Sycamores moved the ball down to the South Dakota State nine-yard line where Tanner Fritschle connected on a 25-yard field goal as time expired. The boot marks the fourth straight game this season that Fritschle has kicked a field goal to end the first half.

South Dakota State extended their lead to 17-3 late in the third quarter when the Jackrabbits Austin Sumner connected with Seth Daughters on a 23-yard scoring strike with 2:54 left in the quarter.

The Sycamores were able to answer on their next possession although they were stymied and looked like they would have to punt the ball back to the Jackrabbits. However, Sycamore punter Lucas Hileman did not hesitate and took off on a 12-yard run that resulted in an Indiana State first down at the South Dakota State 47.

Mike Perish completed a 21-yard pass to Donald Spencer and a nine-yard completion to Demory Lawshe before the Jackrabbits were called for pass interference which put the ball at the South Dakota State two-yard line. Bell took over from there and pushed his way into the end zone for the touchdown with 21 seconds remaining in the period. Fritschle booted the point after as Indiana State cut the lead to 17-10.

South Dakota State pushed their lead back to 14 points with 6:18 left in the game after Cam Jones rushed in from two yards out for the score. The drive was aided by an 87-yard run by Zenner after the Sycamores had pinned the Jackrabbits back at the SDSU two-yard line following a 48-yard Hileman punt.

South Dakota had 348 yards of offense with 297 rushing yards and 51 passing. Indiana State was held to 242 yards as the Sycamores accumulated just 23 net yards of rushing and had 219 yards passing. Perish was sacked six times in the game in losing 43 yards.

Perish was 27-of-46 for 219 yards and one interception for the Sycamores. Lawshe had seven receptions for 62 yards with Michael Mardis hauling in five passes for 59.

Aaron Archie led the Sycamore defense with 11 tackles while Larry King and Jacoby Washington had 10 each.

SDSU	3	7	7	7	24
Indiana State	0	3	7	0	10

Scoring Summary

1st	4:29	SDSU	Syrovatka 37-yd field goal (15-69-6:43)	0-3
2nd	2:47	SDSU	Zenner 57-yd run (Syrovatka kick) (2-58-0:55)	0-10
2nd	0:00	ISU	Fritschle 25-yd field goal (7-25-0:32)	3-10
3rd	2:54	SDSU	Daughters 23-yd pass from Sumner (Syrovatka kick) (9-70-4:44)	3-17
3rd	0:21	ISU	Bell 2-yd run (Fritschle kick) (7-65-2:26)	10-17
4th	6:18	SDSU	Jones 2-yd run (Syrovatka kick) (5-98-1:57)	10-24

Team Statistics

	SDSU	ISU
First Downs	14	18
Rushing	10	3
Passing	2	11
Penalty	2	4
Net Yards Rushing	297	23
Rushing Attempts	45	25
Net Yards Passing	51	219
Cmp.-Att.-Int.	6-19-0	27-47-1
Total Offense Yards	348	242
Total Offense Plays	64	72
Fumbles: No.-Lost	1-0	0-0
Penalties: No.-Yards	8-85	6-55
Punts-Yards	8-300	9-369
Avg. Yards Per Punt	37.5	41.0
Punt Returns: No.-Yards	0-0	2-32
Kickoff Returns: No.-Yards	1-20	3-55
Interceptions: No.-Yards	1-28	0-0
Possession Time	31:12	28:48
Third Down Conversions	7-17	4-17
Fourth Down Conversions	0-0	1-3
Red Zone Scores-Chances	2-3	2-3
Sacks By: No.-Yards	6-43	3-11
PAT Kicks	3-3	1-1
Field Goals	1-1	1-1

Individual Statistics

RUSHING: SDSU: Zach Zenner 29-237, 1 TD; Reggie Gandy 10-58; Cam Jones 1-2, 1 TD; Austin Sumner 5-11. **ISU:** Shakir Bell 18-54, 1 TD; Lucas Hileman 1-12; Mike Perish 6-(-43).

PASSING: SDSU: Austin Sumner 6-19-0, 51, 1 TD. **ISU:** Mike Perish 27-46-1, 219; Team 0-1-0.

RECEIVING: SDSU: Seth Daughters 2-28, 1 TD; Aaron Rollin 2-17; Brandon Hubert 1-3; Zach Zanner 1-3. **ISU:** Demory Lawshe 9-62; Michael Mardis 5-59; Tanner Riley 4-44; Donald Spencer 3-32; Shakir Bell 3-(-1); Austen Wozniak 2-14; Chris O'Leary 1-9.

Week 5 Recap -- at Southern Illinois (Sept. 29, 2012)

Game 5

Indiana State at Southern Illinois

September 29, 2012

Saluki Stadium

Carbondale, Ill.

12,166



CARBONDALE, Ill. -- Indiana State's Shakir Bell scored a pair of rushing touchdowns and Calvin Burnett tallied a pair of interceptions as the Sycamore defense forced three turnovers and did not allow a touchdown to the opposition for the second time this season in earning a 24-3 victory over Southern Illinois in front of 12,166 fans at Saluki Stadium.

Bell finished the contest with 160 yards rushing on 33 carries and a pair of touchdowns, but the big story was the play of the Sycamore defense.

ISU limited the Salukis to just 107 yards of rushing offense and forced a trio of turnovers as the Sycamores have now allowed just three offensive touchdowns in the

last 17 quarters of action, dating back to the fourth quarter of the season opener at Indiana.

The Sycamores broke a nine-game losing streak to Southern Illinois, earning its first victory since a 21-14 decision in 2002 in Carbondale.

Just two carries into the contest, Bell went over the 3,000 rushing yard mark for his career and finished with his 15th career 100-yard rushing game and now has 3,143 yards on the ground during his career. He also needs just 10 more touchdowns rushing to tie the ISU school record of 33.

Southern Illinois drew first blood in the contest with a 27-yard field goal from Austin Johnson with 9:57 left in the first quarter for the quick 3-0 Saluki advantage. The field capped a 12-play, 65-yard drive after the opening kickoff and featured two quarterback sacks by the Sycamore defense inside the Saluki red zone.

The Sycamores finally broke through with 6:19 left in the second quarter on a drive that featured four Tanner Riley pass receptions, including a nine-yarder at the end off a throw from Mike Perish to give ISU a 7-3 advantage. Shakir Bell also broke through with a 26-yard run to move the ball inside the Southern Illinois 20-yard line.

Mike Perish connected on 9-of-10 passes in the first half for 62 yards while Bell had 81 rushing yards and Riley posted six catches for 40 yards.

Bell would get the Sycamore offense untracked in the second half as he scored twice in short yardage situations. His first touchdown came with 13:02 left to go in the contest to stretch the lead out to 14-3. Then Bell went into the end zone for another two-yard touchdown with 9:48 to go to make it 21-3.


Fritschle rounded out the scoring with a 31-yard field goal to give the Sycamores a 24-3 advantage at the 5:12 mark of the fourth quarter as he improved to 8-of-9 on his field goal attempts on the season.

As they have done through each of the first five games this season, the Sycamores were led defensively by Aaron Archie and Jacolby Washington who posted 10 and nine tackles respectively. In fact, the Sycamore defense surrendered over half of the Saluki's total offense on just the first two drives as SIU amassed 138 yards through their first two possessions and were limited to just 117 yards the rest of the way.

Ben Obaseki, Connor Underwood and Jacolby Washington each recorded quarterback sacks in the game. It marked the third consecutive game in which Underwood has posted a sack.

Burnett tied a career high with his two interceptions as he also posted a pair in the 2010 road victory over Youngstown State. ISU's other interception was the first one of sophomore Donovan Layne's career.

Indiana State has now won consecutive road games in MVFC play dating back to last season's road win at Missouri State.



Indiana State	0	7	0	17	24
Southern Illinois	3	0	0	0	3

Scoring Summary

1st	9:57	SIU	Austin Johnson 27-yd field goal (12-65-5:03)	0-3
2nd	6:19	ISU	Riley 9-yd pass from Perish (Fritschle kick) (10-74-5:21)	7-3
4th	13:02	ISU	Bell 2-yd run (Fritschle kick) (8-49-2:59)	14-3
4th	9:48	ISU	Bell 2-yd run (Fritschle kick) (4-31-1:12)	21-3
4th	5:12	ISU	Tanner Fritschle 31-yd field goal (5-36-3:05)	24-3

Team Statistics

	ISU	SIU
First Downs	17	15
Rushing	12	5
Passing	1	9
Penalty	4	1
Net Yards Rushing	182	107
Rushing Attempts	48	36
Net Yards Passing	73	148
Cmp.-Att.-Int.	11-21-0	13-30-3
Total Offense Yards	255	255
Total Offense Plays	69	66
Fumbles: No.-Lost	1-0	0-0
Penalties: No.-Yards	5-35	8-90
Punts-Yards	9-385	7-266
Avg.. Yards Per Punt	42.8	38.0
Punt Returns: No.-Yards	1-8	2-30
Kickoff Returns: No.-Yards	0-0	4-73
Interceptions: No.-Yards	3-26	0-0
Possession Time	35:49	24:11
Third Down Conversions	2-14	1-13
Fourth Down Conversions	1-1	1-2
Red Zone Scores-Chances	4-4	1-2
Sacks By: No.-Yards	3-11	3-20
PAT Kicks	3-3	0-0
Field Goals	1-1	1-2

Individual Statistics

RUSHING: ISU: Shakir Bell 33-160, 2 TD; George Cheeseborough 5-28; Austen Wozniak 3-10; Foluke Gordan-Lamar 4-3; Mike Perish 3-(-19). **SIU:** Steve Strother 12-52; Mika'il McCall 11-37; Mulku Kalokoh 6-23; A.J. Hill 1-3; Team 1-(-1); Kory Faulkner 5-(-7).

PASSING: ISU: Mike Perish 11-21-0, 73, 1 TD. **SIU:** Kory Faulkner 12-24-3, 137; A.J. Hill 1-6-0, 11.

RECEIVING: ISU: Tanner Riley 6-40, 1 TD; Garrick Dikos 2-13; Donald Spencer 2-11; Michael Mardis 1-9. **SIU:** MyCole Pruitt 7-65; John Lantz 2-45; Mika'il McCall 2-20; Luk Standiford 1-11; David Lewis 1-7.

Week 6 Recap -- Missouri State (Oct. 6, 2012)

Game 6

Indiana State 31, Missouri State 17

October 6, 2012
 Memorial Stadium
 Terre Haute, Ind.
 8,311



TERRE HAUTE, Ind. - Indiana State junior running back Shakir Bell moved up to third on the Sycamore all-time rushing yardage list as Indiana State successfully defended their home field and picked up a Homecoming victory with a 31-17 win over Missouri State at Memorial Stadium Saturday.

The win was the third straight Sycamore victory over the Bears, its longest over a league opponent since taking nine in a row versus Southern Illinois from 1994-2002.

Bell rushed for 113 yards in the game to give him 3,256 for his career, surpassing Derrick Franklin who rushed for 3,231 yards (1989-1991). The Sycamore junior also scored a touchdown in the game, his eighth of the season and 24th of his Indiana State career.

The Sycamores won for the fourth consecutive season on Homecoming -- the program's longest such streak of victories in front of the alums since 1975-78. ISU is now 3-1 against Missouri State in Homecoming contests and improved to 47-35-2 all-time on Homecoming.

Mike Perish was 11-of-24 in passing for 127 yards, two touchdowns and two interceptions. Michael Mardis had three receptions for 53 yards and a touchdown while Demory Lawshe had two catches for 38 yards and one touchdown.

Aaron Archie led the Sycamore defense with 15 tackles (six solos) while Jacolby Washington had 11 tackles (four solo).

Missouri State put the first points on the scoreboard when quarterback Ashton Glaser busted through the Sycamore defense on a one yard run with 5:38 left in the opening quarter. Austin Witmer booted the point after for a 7-0 Bears lead.

The Sycamores evened the score on the ensuing kickoff when Tanner Riley took the Bears kickoff at the Indiana State seven, found an opening in the middle of the field and raced untouched 93 yards for the touchdown with 5:27 left. Tanner Fritschie added the point after to tie the game at seven-all. It was ISU's first kickoff return for a touchdown since last year when Leonard Riston went 92 yards to pay dirt versus Butler.

The Sycamores received a big break on the Bears next possession. Missouri State's Vernon Scott broke around the right side of the Sycamore defense for a 25 yard gain but fumbled the ball with Indiana State's Johnny Towalid recovering at the Sycamore 43. Six plays later, Perish connected with Lawshe to complete a 26-yard scoring strike and put Indiana State on top for the first time in the game with 2:16 left in the opening quarter. Fritschle added the point after to put Indiana State up 14-7.

Neither team could dent the goal line in the second quarter.

Missouri State held the Sycamores on their first possession of the second half and forced Indiana State to punt which was tipped by the Bears Matt Swan and went out of bounds at the Indiana State 42. Missouri State was only able to advance to the Indiana State 21 where the Sycamore defense stiffened and the Bears had to settle for a 38-yard Witmer field goal with 8:18 left which cut the Indiana State lead to 14-10.

The Bears moved back in front on their next possession, driving 56 yards in five plays with Kierra Harris connecting on a two-yard scoring strike to Matt Thayer for the touchdown with 4:53 left in the third. Witmer booted the point after for a 17-14 Missouri State lead.

That seemed to ignite the Sycamores who came right back, marching 75 yards in six plays to score on 16-yard pass from Perish to Mardis with 1:23 left in the third. Fritschle added the point after as Indiana State was back on top for good at 21-17. Mardis had a big play that kept that drive early in the possession with a 31-yard completion that gave Indiana State a first down at the Bears 38.

Indiana State extended their lead with their first possession of the fourth quarter, capping a nine-play 69-yard drive with a 24-yard touchdown run by Bell with 9:23 left in the game. Fritschle added the point after as the Sycamores moved out to a 28-17 advantage.

The Sycamores added a 26-yard Fritschle field goal with 2:22 left to push their advantage to 31-17.

TWENTY TWELVE
INDIANA STATE FOOTBALL
 HOMECOMING

MISSOURI STATE
MEMORIAL STADIUM
 10.6.12

GAME SPONSOR **3 PM**

BEN OBASEKI 92

Missouri State	7	0	10	0	17
Indiana State	14	0	7	10	31

Scoring Summary

1st	5:38	MSU	Ashton Glaser 1-yd run (Witmer kick) (8-67-3:42)	0-7
1st	5:27	ISU	Riley 93-yd kickoff return (Fritschle kick)	7-7
1st	2:16	ISU	Lawshe 26-yd pass from Perish (Fritschle kick) (6-57-2:37)	14-7
3rd	8:18	MSU	Witmer 38-yd field goal (7-21-3:20)	14-10
3rd	4:53	MSU	Thayer 2-yd pass from Harris (Witmer kick) (5-56-2:21)	14-17
3rd	1:23	ISU	Mardis 16-yd pass from Perish (Fritschle kick) (6-75-3:30)	21-17
4th	9:32	ISU	Bell 24-yd run (Fritschle kick) (9-69-4:51)	28-17
4th	2:22	ISU	Fritschle 26-yd field goal (15-54-5:58)	31-17

Team Statistics

	MSU	ISU
First Downs	12	17
Rushing	3	9
Passing	9	5
Penalty	0	3
Net Yards Rushing	108	153
Rushing Attempts	34	42
Net Yards Passing	233	127
Cmp.-Att.-Int.	22-27-3	11-25-2
Total Offense Yards	341	280
Total Offense Plays	61	67
Fumbles: No.-Lost	2-1	1-0
Penalties: No.-Yards	8-70	1-5
Punts-Yards	5-230	5-211
Avg.. Yards Per Punt	46.0	42.2
Punt Returns: No.-Yards	3-28	0-0
Kickoff Returns: No.-Yards	1-21	1-93
Interceptions: No.-Yards	2-16	3-36
Possession Time	27:04	32:56
Third Down Conversions	7-14	4-15
Fourth Down Conversions	0-0	2-2
Red Zone Scores-Chances	3-3	2-3
Sacks By: No.-Yards	1-15	0-0
PAT Kicks	2-2	4-4
Field Goals	1-2	1-1

Individual Statistics

RUSHING: MSU: Ryan Heaston 17-38; Vernon Scott 6-37; Kierra Harris 8-32; Cal Schaffitzel 1-1; Ashton Glaser 2-0, 1 TD. **ISU:** Shakir Bell 25-113, 1 TD; George Cheeseborough 10-43; Austen Wozniak 2-3; Team 1-(-1); Mike Perish 4-(-5).

PASSING: MSU: Kierra Harris 12-15-1, 131, 1 TD; Ashton Glaser 10-12-2, 102. **ISU:** Mike Perish 11-24-2, 127, 2 TD; Tanner Riley 0-1-0, 0.

RECEIVING: MSU: Dorian Buford 8-56; Cadarriu Dotson 3-59; Julian Burton 3-56; Ryan Heaston 3-30; Matt Thayer 3-18, 1 TD; Tre Kelley 1-9; Jarvis Jones 1-5. **ISU:** Michael Mardis 3-53, 1 TD; Demory Lawshe 2-38, 1 TD; George Cheeseborough 2-12; Austen Wozniak 2-8; Shakir Bell 1-9; Tanner Riley 1-7.

Week 7 Recap -- @ North Dakota State (Oct. 13, 2012)

Game 7

Indiana State 17, North Dakota State 14



October 13, 2012

Fargodome

Fargo, N.D.

18,164



FARGO, N.D. -- For the first time in the history of the Indiana State football program, the Sycamores took down the nation's top ranked team as well as a team from the Top 5 when they shocked 18,164 fans inside the Fargodome and the defending national champions No. 1 North Dakota State by the score of 17-14 on Saturday afternoon.

The win was the first for the Sycamores over a No. 1 ranked program in seven attempts and its first over a team inside the Top 5 in 20 attempts. The victory was also the third consecutive road victory in league play for the Sycamores (at Missouri State in 2011, at Southern Illinois & at No. 1 North Dakota State). ISU had never won three times in a row on the road in the MVFC prior to this run.

With Indiana State holding on at No. 1 North Dakota State by the score of 10-6 as the game entered the first quarter, Johnny Towalid stepped in for his second big play of the game. After returning an interception for a touchdown earlier in the second quarter, he stepped up again off a tipped pass and took the Brock Jensen offering back 31 yards to the end zone to give the Sycamores a 17-6 lead with less than a minute elapsed in the final stanza.

North Dakota State punched back with a long drive of their own and Jensen got a measure of redemption with a one-yard touchdown plunge plus a two point conversion with 9:53 remaining in the game to inch the Bison closer at 17-14.

Taking over at their own 20-yard line, the Sycamores got a nine-yard reception by Spencer and then Bell broke off two long runs to go over 1,000 yards for the second consecutive season. Doing it in the team's seventh game, Bell is once again the fastest to a milestone in a career as he did it in eight games last year.

The drive stalled inside the 30 and Tanner Fritschle missed a 46-yard field goal with 5:52 remaining to keep the score at 17-14 in favor of the Sycamores.

The Sycamore defense stopped the Bison with an interception by Larry King and put together a pair of first downs before NDSU was flagged for pass interference with two minutes left to go in the game. ISU was able to run the clock down to under 20 seconds and forced the Bison to move 80 yards for a touchdown.

Just as they did all game long, the Sycamore defense held and the celebration was on for the Sycamores.

Bell finished the game with 96 rushing yards on 26 attempts to move over 1,000 yards for the season. Mike Perish completed 10-of-18 passes for 109 yards while Donald Spencer led the way with five catches for 51 yards.

Aaron Archie led the way with 12 tackles while Connor Underwood posted a career-best 10 tackles with two quarterback sacks.

Indiana State opened the game with a 51-yard kickoff return by Taje High, but were unable to capitalize with a first down and Lucas Hileman pinned the Bison at their own nine-yard line with a 35-yard punt.

Connor Underwood posted his team leading fourth quarterback sack of the season on the Bison's first play which pinned NDSU back at the one. NDSU moved out to the seven and then punted 34 yards, giving the Sycamores excellent field position at the 41. A 19-yard screen pass from Mike Perish to Shakir Bell moved the ball down to the 12-yard line and he had another six-yard gain escaping tacklers all over the field which moved it back to the 11 after an ISU false start penalty.

A high snap moved the ball to the 28 and the Sycamores eventually went all the way back to the 32 on a screen pass to Bell that lost four yards. Tanner Fritschle connected on a career long 48-yard field goal with 7:57 left in the opening stanza to give the Sycamores a 3-0 advantage.

The Bison controlled the ball for the remainder of the opening quarter and moved all the way down to the ISU 3-yard line as the game transitioned to the second period. On the first play, Johnny Towalid got a beat on a Brock Jensen pass and would have returned it 100 yards for a touchdown but lost control at the last second. The Bison took advantage with a 20-yard field goal from Adam Keller to knot the score at 3 with just six seconds elapsed in the second quarter.

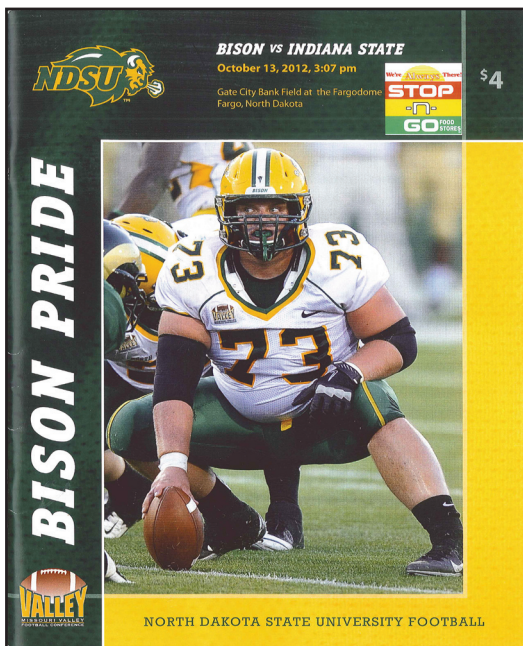
The Sycamores took the ball at the 22 on the kickoff and got back-to-back pass completions from Perish to Donald Spencer of 6 and 20 yards to move to the ISU 48. Bell raced 13 yards to force a second and two situation, but the Sycamores failed to convert and Hileman punted 32 yards to the NDSU 14.

Facing third and four, from their own 20-yard line Jensen dropped back and fired an interception to Towalid who was able to race 27 yards untouched for the score and gave the Sycamores a 10-3 advantage with 10:31 remaining in the first half. It was the second career interception return for a touchdown in Towalid's career as he had a 78-yarder at South Dakota State in the Beef Bowl last season.

North Dakota State would move to the 50 on each of its final two drives of the first half, but each time had to punt to ISU as the Sycamore defense held strong and led the way to the 10-3 halftime advantage.

ISU was limited to just 61 yards of total offense in the first half while the Bison churned out 137, 80 of which came through the air.

The Sycamore defense started the second half pinned back much as the Bison did to start the game at the 40-yard line. ISU got a stop on third and four just after NDSU entered the red zone and forced the Bison to settle for a 33-yard field goal by Keller as ISU held on for a 10-6 advantage with just over 11 minutes remaining in the contest.



Indiana State	3	7	0	7	17
North Dakota St.	0	3	3	8	14

Scoring Summary

1st	7:57	ISU	Tanner Fritschle 48-yd field goal (7-9-3:58)	3-0
2nd	14:54	NDSU	Adam Keller 20-yd field goal (16-82-7:57)	3-3
2nd	10:13	ISU	Towalid 27-yd interception return (Fritschle kick)	10-3
3rd	11:42	NDSU	Adam Keller 33-yd field goal (8-24-3:08)	10-6
4th	14:43	ISU	Towalid 31-yd interception return (Fritschle kick)	17-6
4th	9:56	NDSU	Jensen 1-yd run (Jensen rush) (9-75-4:41)	17-14

Team Statistics

	ISU	NDSU
First Downs	12	18
Rushing	4	5
Passing	6	10
Penalty	2	3
Net Yards Rushing	88	123
Rushing Attempts	31	38
Net Yards Passing	109	171
Cmp.-Att.-Int.	10-18-0	16-31-3
Total Offense Yards	197	294
Total Offense Plays	49	69
Fumbles: No.-Lost	1-0	0-0
Penalties: No.-Yards	7-58	6-45
Punts-Yards	7-304	4-143
Avg. Yards Per Punt	43.4	35.8
Punt Returns: No.-Yards	0-0	1-0
Kickoff Returns: No.-Yards	4-113	3-79
Interceptions: No.-Yards	3-69	0-0
Possession Time	26:35	33:25
Third Down Conversions	1-10	8-17
Fourth Down Conversions	0-0	1-1
Red Zone Scores-Chances	1-1	3-3
Sacks By: No.-Yards	3-21	0-0
PAT Kicks	2-2	0-0
Field Goals	1-2	2-2

Individual Statistics

RUSHING: ISU: Shakir Bell 26-96; Mike Perish 1-5; George Cheeseborough 3-4; Team 1-(-17).

NDSU: Sam Ojuri 15-55; John Crockett 13-50; Cooper Wahlo 2-19; Ryan Smith 2-9; Derrick Lang 1-5; Brock Jensen 5-(-15), 1 TD.

PASSING: ISU: Mike Perish 10-18-0, 109. **NDSU:** Brock Jensen 16-31-3, 171.

RECEIVING: ISU: Donald Spencer 5-51; Garrick Dikos 2-34; Shakir Bell 2-15; Tanner Riley 1-9.

NDSU: Ryan Smith 5-56; Zach Vraa 4-51; Andrw Bonnet 4-20; Andrew Okland 1-31; Trevor Gebhart 1-7; Taylor Nelson 1-6.

Week 8 Recap -- @ Western Illinois (Oct. 23, 2012)

Game 8

Indiana State 23, Western Illinois 7

October 23, 2012

Hanson Field

Macomb, Ill.

9,478



MACOMB, ILL. -- Indiana State raced out to a 13-0 halftime advantage and cashed in on a late Western Illinois special teams mistake to earn a 23-7 road victory over Western Illinois in front of 9,478 fans at Hanson Field.

ISU clinched its third consecutive winning season -- the first time it can boast that since a similar stretch from 1967-69. ISU also improved to 6-2 for the first time since 1996, and is off to a 4-1 start to MVFC play for the first time ever.

The victory also snapped a seven-game road losing streak to Western Illinois, earning their first win in Macomb since 1996. The Sycamores have now won four MVFC road games in a row for the first time in the history of the program.

Shakir Bell went over the 100 yard mark for the 17th time in his 30 game ISU career as he posted 28 rushes for 123 yards.

Indiana State drove down near the red zone to begin the third quarter, but Tanner Fritschle missed a 36-yard field goal to hold the Sycamore advantage right where it was at the half, 13-0.

The Sycamore defense was strong to begin the third quarter and forced the ninth WIU punt of the contest, but George Cheeseborough muffed the attempt at the 13-yard line and the Leathernecks pounced on the ball in the end zone to cut the ISU lead down to 13-7 with 8:07 left in the third quarter.

After the Sycamores twice drove into Western Illinois territory, Indiana State capitalized on a mistake by the Leathernecks when WIU muffed a Lucas Hileman punt at the 13-yard line and Mark Sewall pounced on the loose ball to push the ISU lead back out to 20-7 with 11:03 left in the contest.

Tanner Fritschle tacked on a 42-yard field goal with just under four minutes to go to pad the Sycamore lead at 23-7.

The first six minutes of the Sycamores' game at Western Illinois saw the two teams exchange punts before Indiana State's Larry King intercepted the first offering from WIU quarterback Wil Lunt of their second possession and returned the ball inside the five-yard line where he fumbled and the Leathernecks recovered at their own 1.

The Sycamore defense got the ball back just shy of Western Illinois territory where Mike Perish hit Demory Lawshe on a 12-yard pass and Bell rushed three more times plus a reception to Chris O'Leary moved the ball down to the WIU 14. Richie Dyer came around from his position and raced untouched into the end zone with 3:59 left in the first quarter to stake the Sycamores to a 6-0 advantage.

Indiana State maintained its defensive dominance throughout the rest of the half, including the first career interception for redshirt freshman Connor Underwood early in the second quarter.

After Lucas Hileman pinned the Leathernecks down inside their own 6-yard line, the Sycamores yielded just five yards and following a short 35-yard punt, Indiana State took over at the WIU 46-yard line. It took just one play for the Sycamores to score as Bell broke a tackle and scampered 46 yards for the touchdown and the 13-0 advantage with 3:22 remaining in the first half.

The Sycamore defense gave up just three first downs in the opening 30 minutes and only 101 yards of total offense to the Leathernecks. Bell amassed 75 yards in the opening two quarters.



Indiana State	6	7	0	10	23
Western Illinois	0	0	7	0	7

Scoring Summary

1st	3:59	ISU	Dyer 14-yd run (kick failed) (7-55-3:32)	6-0
2nd	3:22	ISU	Bell 46-yd run (Fritschle kick) (1-46-0:17)	13-0
3rd	8:07	WIU	McDaniel 0-yd fumble recovery (Smith kick)	13-7
4th	11:03	ISU	Sewall 0-yd fumble recovery (Fritschle kick)	20-7
4th	3:58	ISU	Fritschle 42-yd field goal (8-16-3:11)	23-7

Team Statistics

	ISU	WIU
First Downs	16	5
Rushing	9	5
Passing	5	0
Penalty	2	0
Net Yards Rushing	151	119
Rushing Attempts	45	34
Net Yards Passing	99	25
Cmp.-Att.-Int.	12-18-0	4-19-2
Total Offense Yards	250	144
Total Offense Plays	63	53
Fumbles: No.-Lost	3-3	1-1
Penalties: No.-Yards	4-30	5-58
Punts-Yards	7-320	12-420
Avg.. Yards Per Punt	45.7	35.0
Punt Returns: No.-Yards	5-(-12)	3-(-6)
Kickoff Returns: No.-Yards	2-15	3-54
Interceptions: No.-Yards	2-53	0-0
Possession Time	35:00	25:00
Third Down Conversions	2-12	1-15
Fourth Down Conversions	1-1	1-2
Red Zone Scores-Chances	1-2	0-0
Sacks By: No.-Yards	3-23	2-14
PAT Kicks	2-3	1-1
Field Goals	1-2	0-0

Individual Statistics

RUSHING: ISU: Shakir Bell 28-123, 1 TD; George Cheeseborough 9-18; Richie Dyer 1-14, 1 TD; Austen Wozniak 3-14; Team 2-(-4); Mike Perish 2-(-14). **WIU:** Caulton Ray 16-72; Pat Smith 2-36; Nikko Watson 12-33; Wil Lunt 4-(-22).

PASSING: ISU: Mike Perish 12-18-0, 99. **WIU:** Wil Lunt 4-19-2, 25.

RECEIVING: ISU: Austen Wozniak 3-17; Demory Lawshe 2-33; Michael Mardis 2-20; Chris O'Leary 2-9; Shakir Bell 2-4; Tanner Riley 1-16. **WIU:** Charles Chestnut 2-11; Justin Morgan 1-11; Quenton Keating 1-3.

Week 9 Recap -- South Dakota (Oct. 27, 2012)

Game 9

Indiana State 45, South Dakota 14




October 27, 2012
 Memorial Stadium
 Terre Haute, Ind.
 5,224



TERRE HAUTE, Ind. -- Indiana State used a pair of interception returns for touchdowns as well as a 28-0 lead at the half to cruise to a 45-14 victory over league newcomer South Dakota in front of 5,224 fans inside Memorial Stadium.

Indiana State has secured at least seven victories for the first time since 1995, which is also the last time the team went on a five-game winning streak. The Sycamores are in first place in the league standings at the latest point since joining the conference and are 5-1 in MVFC play for the first time ever. Indiana State's 31-point margin of victory represents the second largest conference



win in the history of the program next to a 35-point victory over Illinois State in 2010.

Senior defensive back Johnny Towalid set a new school record with the third interception return for a touchdown this season as well as a new school record fourth of his career. Towalid notched a 25-yard pick 6 to give the Sycamores a 21-0 advantage late in the first quarter. Towalid bested the old record of two interceptions returns for touchdowns in a season of two, set by John Karaszia in 1971 and also took over Karaszia's record of three pick 6's in a career set from 1970-72.

Shakir Bell was the star on the offensive side of the ball as he rushed 23 times for 150 yards, including touchdown runs of two and four yards while also catching a 25-yard pass from Mike Perish in the waning seconds of the third quarter. Bell reached the end zone three times on the day to give him 28 TDs for his career, which is now just five off the school record of 33.

The 25-yard touchdown reception by Bell was the first scoring catch of his Sycamore career.

Perish finished the game 9-of-17 passing for 113 yards, including the 25-yard pass to Bell and a six-yarder to Michael Mardis which posted the Sycamores to a 14-0 lead with 5:14 remaining in the opening stanza.

The Sycamores led 28-0 at the half but the Coyotes got a five-yard run from Jasper Sanders with 12:14 left in the third quarter to cut the lead down to 28-7.

Tanner Fritschle would add a 27-yard field goal at the 7:35 mark of the third quarter to stretch the lead out to 31-7, before the 25-yarder to Bell made it 38-7.

The nail in the coffin came on the Sycamores' second interception return for a touchdown of the game when Donovan Layne posted a 52-yard pick six with 10:42 remaining in the contest to make it 45-7.

South Dakota added an 11-yard touchdown pass to Will Powell from Kevin Earl with 7:19 to go to make it 45-14.

In addition to the two interceptions for touchdowns for 77 yards in the game, the Sycamore defense tallied 11 tackles for loss and quarterback sacks by Connor Underwood and Ben Obaseki. Aaron Archie was held below the 10 tackle mark for the first time this season as he tied for team-best honors with six, including a pair of tackles for losses.

Kendal Walker tied Archie with six tackles on the day.

South Dakota	0	0	7	7	14
Indiana State	21	7	10	7	45

Scoring Summary

1st	8:34	ISU	Bell 2-yd run (Fritschle kick) (13-77-6:26)	7-0
1st	5:14	ISU	Maris 6-yd pass from Perish (Fritschle kick) (4-43-1:50)	14-0
1st	0:25	ISU	Towalid 25-yd interception return (Fritschle kick)	21-0
2nd	8:20	ISU	Bell 4-yd run (Fritschle kick) (9-45-5:02)	28-0
3rd	12:14	USD	Sanders 5-yd run (Robb kick) (5-33-2:35)	28-7
3rd	7:35	ISU	Fritschle 27-yd field goal (11-73-4:35)	31-7
3rd	0:27	ISU	Bell 25-yd pass from Perish (Fritschle kick) (7-58-3:46)	38-7
4th	10:42	ISU	Layne 52-yd interception return (Fritschle kick)	45-7
4th	7:19	USD	Powell 11-yd pass from Earl (Robb kick) (7-75-3:23)	45-14

Team Statistics

	USD	ISU
First Downs	18	18
Rushing	6	9
Passing	9	7
Penalty	3	2
Net Yards Rushing	100	181
Rushing Attempts	29	44
Net Yards Passing	136	113
Cmp.-Att.-Int.	17-30-2	9-17-0
Total Offense Yards	236	294
Total Offense Plays	59	61
Fumbles: No.-Lost	1-0	1-0
Penalties: No.-Yards	5-53	6-66
Punts-Yards	7-260	4-176
Avg.. Yards Per Punt	37.1	44.0
Punt Returns: No.-Yards	0-0	2-59
Kickoff Returns: No.-Yards	5-97	3-60
Interceptions: No.-Yards	0-0	2-77
Possession Time	28:14	31:46
Third Down Conversions	2-12	8-14
Fourth Down Conversions	1-2	0-0
Red Zone Scores-Chances	2-3	4-4
Sacks By: No.-Yards	1-5	2-8
PAT Kicks	2-2	6-6
Field Goals	0-0	1-1

Individual Statistics

RUSHING: USD: Marcus Sims 12-81; Jasper Sanders 6-26, 1 TD; Terrance Terry 2-0; J. Vander Maten 9-(-7). **ISU:** Shakir Bell 23-150, 2 TD; George Cheeseborough 9-19; Richie Dyer 6-16; Austen Wozniak 3-5; Team 2-(-4), Travis Johnson 1-(-5).

PASSING: USD: Kevin Earl 11-16-0, 101, 1 TD; J. Vander Maten 6-14-2, 35. **ISU:** Mike Perish 9-17-0, 113, 2 TD.

RECEIVING: USD: Terrance Terry 7-60; Will Powell 5-53, 1 TD; Jasper Sanders 4-13; Jay Burns 1-10. **ISU:** Michael Mardis 3-27, 1 TD; Chris O'Leary 2-30; Demory Lawshe 2-24; Shakir Bell 1-25, 1 TD; Richie Dyer 1-7.

Week 10 Recap -- Illinois State (Nov. 3, 2012)

Game 10

Illinois State 17, Indiana State 10

November 3, 2012
 Memorial Stadium
 Terre Haute, Ind.
 6,008



TERRE HAUTE, Ind. -- The Indiana State Sycamores scored twice in the final 31 seconds against Illinois State, but the rally fell short and the Redbirds escaped Memorial Stadium with a 17-10 victory in front of 6,008 fans on an overcast and chilly afternoon.

The Redbirds and Sycamores played a scoreless first half as Illinois State was forced to punt on 5-of-6 offensive possessions by the Indiana State defense and turned the ball over on downs at the ISU 26-yard line early in the second quarter. ISU punted on 5-of-7 offensive possessions, turned it over on downs at the Redbird 35-yard line and held the ball as the clock expired for halftime.

Senior punter Lucas Hileman pinned the Redbirds inside their own 20-yard line four times in the first half, including at the four as well as at the one.

The Redbirds, who won the toss and deferred to the second half, were held to a three-and-out, on the first possession of the second half, but ended a 12-play, 56-yard drive at the 6:52 mark of the third quarter with a 36-yard field goal by Nick Aussieker for a 3-0 advantage.

Illinois State would score on its next offensive possession as Tyrone Walker hauled in a four-yard pass from Matt Brown with 2:21 left in the third to stretch the lead out to 10-0.

Darrellynn Dunn capped a short two-play drive with 2:52 remaining in the game on a three-yard touchdown run to make it 17-0 in favor of the Redbirds.

That is when things got interesting for the Sycamores.

Michael Mardis, one of 15 seniors honored after the game as part of the 2012 Indiana State Football Senior Class, caught a six-yard offering from Mike Perish with 31 seconds left to cut the lead down to 17-7.

The Sycamores recovered the onside kick when Kendall Walker pounced on the ball with 31 seconds left to set ISU up at its own 48-yard line. Following an incompleteness, Perish found Demory Lawshe on a 20-yard pass to move it down to the Illinois State 32 and a facemask penalty inched the Sycamores even closer at the 17.

Tanner Fritschle cut the Redbird lead down to 17-10 with a 33-yard field goal with six seconds on the clock and set up another onside kick attempt.

Fritschle appeared to connect with Calvin Burnett on another successful onside attempt, but a late flag indicated that the Sycamores were offsides on the play and negated the play. The next attempt did not go 10 yards and the Redbirds were able to kneel down to run out the clock.

The two teams finished the game even in total yards with each side amassing 311 yards of offense. The difference in the contest came in the form of two turnovers by the Sycamores in the fourth quarter.

ISU had 16 first downs in the game, compared with the Redbirds' 13.

Shakir Bell had 22 carries for 115 yards in the game, including a long of 27 and averaged 5.2 yards per rush. Mike Perish connected on 20-of-40 passes for 184 yards, including one touchdown.

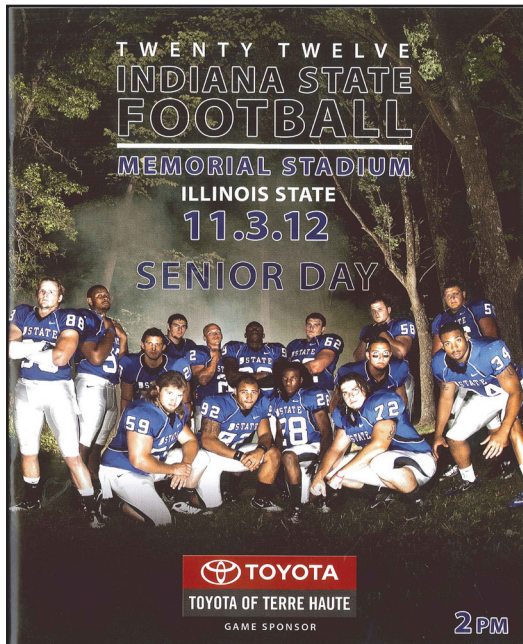
Mardis was the leading receiver for the Sycamores as he caught six passes for 49 yards and a touchdown while Lawshe had five receptions for 79 yards.

Aaron Archie returned to double digit tackle numbers as he had 14 on the day, with a tackle for loss while Jacolby Washington posted 10, with a tackle for loss, pass breakup and a quarterback hurry.

The Sycamore defense limited the Redbirds to 311 yards of total offense, including 132 on the ground and 179 in the air.

Hileman punted eight times for a 43.1 yard average while the Redbirds owned a slight 30:27-29:33 advantage in time of possession.

Both defenses were on the money on third down, as the Sycamores were 3-of-15 on third down while the Redbirds finished 4-of-15.



Illinois State	0	0	10	7	17
Indiana State	0	0	0	10	10

Scoring Summary

3rd	6:52	ILS	Nick Aussieker 36-yd field goal (12-56-5:24)	0-3
3rd	2:21	ILS	Walker-4yd pass from Brown (Aussieker kick) (8-65-4:01)	0-10
4th	2:52	ILS	Dunn 3-yd run (Aussieker kick) (2-19-0:41)	0-17
4th	0:31	ISU	Mardis 6-yd pass from Perish (Fritschle kick) (10-75-2:21)	7-17
4th	0:06	ISU	Tanner Fritschle 33-yd field goal (3-35-0:25)	10-17

Team Statistics

	ILS	ISU
First Downs	13	16
Rushing	5	5
Passing	8	9
Penalty	0	2
Net Yards Rushing	132	127
Rushing Attempts	41	31
Net Yards Passing	179	184
Cmp.-Att.-Int.	12-23-0	20-40-2
Total Offense Yards	311	311
Total Offense Plays	64	71
Fumbles: No.-Lost	0-0	2-0
Penalties: No.-Yards	5-60	5-32
Punts-Yards	9-364	8-345
Avg.. Yards Per Punt	40.4	43.1
Punt Returns: No.-Yards	1-0	2-9
Kickoff Returns: No.-Yards	1-22	3-65
Interceptions: No.-Yards	2-10	0-0
Possession Time	30:27	29:33
Third Down Conversions	4-15	3-15
Fourth Down Conversions	0-1	0-3
Red Zone Scores-Chances	3-3	2-2
Sacks By: No.-Yards	2-17	0-0
PAT Kicks	2-2	1-1
Field Goals	1-1	1-1

Individual Statistics

RUSHING: ILS: Darrellynn Dunn 30-100, 1 TD; Matt Brown 4-28; Cameron Hunt 2-6; Nick Bellamy 1-2; Marshau Coprich 2-0; team 2-(-4). **ISU:** Shakir Bell 22-115; George Cheeseborough 4-14; Richie Dyer 1-7; Austen Wozniak 1-2; Mike Perish 3-(-11).

PASSING: ILS: Matt Brown 12-23-0, 179, 1 TD. **ISU:** Mike Perish 20-40-2, 184, 1 TD.

RECEIVING: ILS: Tyrone Walker 7-120, 1 TD; Lechein Neblett 3-33; J. O'Shaughnessy 1-20; Donovan Harden 1-6. **ISU:** Michael Mardis 6-49, 1 TD; Demory Lawshe 5-79; Tanner Riley 3-26; Shakir Bell 3-(-2); Garrick Dikos 1-14; Taje High 1-10; Austen Wozniak 1-8.