

# Indiana State Football

## Indiana State Athletics Media Relations Office

Ace Hunt, Media Relations Director ■ [ace.hunt@indstate.edu](mailto:ace.hunt@indstate.edu)  
 401 N Fourth Street, Room 101B, Terre Haute, IN 47809  
 Office: 812-237-4161 ■ Cell: 812-243-5568 ■ Fax: 812-237-4193  
 Assistant Football Contact: Danny Pfrank ([danny.pfrank@indstate.edu](mailto:danny.pfrank@indstate.edu))  
 Assistant Football Contact: Blaine Kinsey ([bkinsey1@indstate.edu](mailto:bkinsey1@indstate.edu))



Indiana State (4-2, 2-1 MVFC)  
**SYCAMORES**

Date	Opponent	Time/Result
Sept. 1	at Indiana	L, 17-24
<b>Sept. 8</b>	<b>Quincy</b>	<b>W, 44-0</b>
<b>Sept. 15</b>	<b>Drake</b>	<b>W, 27-10</b>
<b>Sept. 22</b>	<b>South Dakota State *</b>	<b>L, 10-24.</b>
Sept. 29	at Southern Illinois *	W, 24-3
<b>Oct. 6</b>	<b>Missouri State *</b>	<b>W, 31-17</b>
Oct. 13	at North Dakota State *	4:00 p.m.
Oct. 20	at Western Illinois *	7:00 p.m.
<b>Oct. 27</b>	<b>South Dakota *</b>	<b>2:05 p.m.</b>
<b>Nov. 3</b>	<b>Illinois State *</b>	<b>2:05 p.m.</b>
Nov. 17	at Youngstown State *	2:00 p.m.

\* Missouri Valley Football Conference Game  
 • All Times Eastern



North Dakota State (5-0, 2-0 MVFC)  
**BISON**

Date	Opponent	Time/Result
<b>Sept. 1</b>	<b>Robert Morris</b>	<b>W, 52-0</b>
Sept. 8	at Colorado State	W, 22-7
<b>Sept. 22</b>	<b>Prairie View A &amp; M</b>	<b>W, 66-7</b>
Sept. 29	at Northern Iowa *	W, 33-21
<b>Oct. 6</b>	<b>Youngstown State *</b>	<b>W, 48-7</b>
<b>Oct. 13</b>	<b>Indiana State *</b>	<b>4:07 p.m.</b>
Oct. 20	at South Dakota *	7:00 p.m.
<b>Oct. 27</b>	<b>Southern Illinois *</b>	<b>3:37 p.m.</b>
Nov. 3	at Missouri State *	2:00 p.m.
<b>Nov. 10</b>	<b>South Dakota State *</b>	<b>3:37 p.m.</b>
Nov. 17	at Illinois State *	1:00 p.m.

\*Denotes Missouri Valley Football Conference Game  
 All Times Eastern

## Indiana State Travels To Top Ranked North Dakota State For Nationally Televised Contest

### SETTING THE STAGE

The fifth season of the Trent Miles era continues on Saturday, October 13, as the Sycamores hit the road in Missouri Valley Football Conference play for a battle with No. 1 nationally ranked North Dakota State. Saturday's game is set for a 4:07 p.m. (ET) kickoff at FargoDome (18,700). The game will be broadcast live world-wide on ESPN 3 with Brian Shawn (pbp), Lee Timmerman (color) and Kevin Feeney (color) on the call. The game will also air live on WIBQ (98.5 FM), with Brian Fritz and Tom James calling the action for the Nelligan Sports Marketing Radio Network. Action can be heard live worldwide on GoSycamores.com.

For those that do not have access to ESPN 3, the game will also be broadcast live on Sycamore Vision, which is a pay-per-view subscription service of GoSycamores.com. Information on how to subscribe to the Sycamore Vision web stream can be found on page 2 of this release.

### THE NORTH DAKOTA STATE SERIES

North Dakota State is 4-0 all-time against Indiana State, in a series which dates back to 2008 — the year of entry for the Bison in the MVFC. ISU is 0-2 against North Dakota State at the Fargo and NDSU captured the last meeting in the series, 27-16 at Memorial Stadium.

### THE COACHES

INDIANA STATE: Trent Miles (Indiana State '87)

- Overall: 17-34 (5th Season)
- at Indiana State: 17-34 (5th Season)
- vs. NDSU: 0-4
- vs. Missouri Valley Football Conference: 11-24

NDSU: Craig Bohl (Nebraska, '82)

- Overall: 80-31 (10th Season)
- at NDSU: 80-31 (10th Season)
- vs. Indiana State: 4-0
- vs. Missouri Valley Football Conference: 18-12

### QUICK HITS

— Indiana State leads the nation the Missouri Valley Football Conference and is second nationally with a 29.36 kickoff return average. Tanner Riley was named the College Football Performance Awards Kickoff Returner Of The Week for his 93-yard return for a touchdown against Missouri State.

— Shakir Bell is third nationally with a 156.2 rushing yards per game average and went over the century mark against Missouri State again with a 113-yard effort. He now has 3,256 yards for his career which is third all-time at Indiana State. He has scored eight touchdowns this season and has 24 for his career --- just nine off the school record for TD's in a career.

### ON THE AIR

#### National Television

ESPN 3/Sycamore Vision  
 Play-By-Play: Brian Shawn  
 Analyst: Lee Timmerman  
 Analyst: Kevin Feeney  
 Online: [WatchESPN.com/GoSycamores.com](http://WatchESPN.com/GoSycamores.com)



#### Radio

Nelligan Sports Marketing Radio Network  
 Flagship: WIBQ 98.5 FM  
 Play-By-Play: Brian Fritz  
 Analyst: Tom James  
 Online: [GoSycamores.com](http://GoSycamores.com)



## Media Services

### GoSycamores.com

*The Official Online Home of Sycamore Athletics*

ISU Athletics and Sycamore football information can be accessed online at all times. Complete statistics, notes, recaps, features and archives, as well as live video, are available at GoSycamores.com.

### Social Media

Indiana State football information can be found on facebook.com/Sycamores as well as twitter.com/IndianaStateFB & IndStAthletics

### Radio Show

Head coach Trent Miles will join play-by-play voice Brian Fritz every Monday for the Trent Miles Radio Show at 6:00 p.m. The show will take place live from Beef O' Brady's in Terre Haute and will air on WIBQ 98.5 FM in the Wabash Valley.

### Interview Availability

Each day on game weeks, ISU players will be available at Memorial Stadium 30 minutes after each practice session. Coach Trent Miles will be available at this time or upon prior arrangements with the ISU Athletics Media Relations Office. Please call Ace Hunt at (812) 237-4161 to confirm practice times or schedule an interview with Coach Miles or the Sycamore student-athletes through the week. All interviews are to be coordinated through the Media Relations Office. This allows the staff to arrange the interview when it best suits the student athlete's and reporter's schedules. Please contact the Media Relations Office in advance to make your interview requests. **Media are not permitted to contact student-athletes on their own at any time.**

### MVFC Teleconference

All nine league head coaches are available on the league's weekly coaches' teleconference on Tuesday's during the regular season. The call begins at 11:00 a.m. and coach Miles will make his weekly appearance beginning at 11:25 a.m. Media members may call 877-393-4731 to join the teleconference.

### Postgame Policies

Ace Hunt will coordinate all postgame interviews for the Sycamores, as the locker room is closed to media. On the road, Coach Miles and selected players will be made available after a brief cooling off period in an area outside the locker room or a space designated by the host school. At home, both team's head coaches as well as selected players will be made available in the interview area located inside the Memorial Stadium Fieldhouse.

### The Indiana State Head Coach

Indiana State head coach Trent Miles (Indiana State, 1987) is 17-34 (.333) overall in his fifth season as a head coach, all with the Sycamores. He is 11-24 all-time in MVFC games, including a 7-11 mark at home and a 4-13 mark on the road. During his career, he is 12-14 in all home games, 5-20 on the road and 3-3 in games decided by three points or less. Miles is 0-4 all-time against North Dakota State, and is 0-2 against the Bison on the road. With the Trees, Miles is 1-2 in overtime games, and 1-5 in shutouts. Saturday's game is Trent Miles' 52nd as Indiana State head coach.

### The North Dakota State Head Coach

North Dakota State is led by 10th-year head coach Craig Bohl, who is 80-31 at the helm of the Bison. Bohl owns an 18-12 record against members of the Missouri Valley Football Conference. He is 4-0 all-time against Indiana State.

### Scouting The Bison

North Dakota State is ranked No. 1 this week in both The Sports Network and FCS Coaches Top 25 polls and have been there for six consecutive weeks. The Bison are the defending FCS National Champions and have won 10 consecutive games dating back to last season. The 10-game winning streak is tied with South Carolina for the second longest active winning streak in Division I behind Harvard's 13. NDSU is coming off a 48-7 win over No. 3 Youngstown State at home and own a victory over FBS Colorado State earlier this year. The North Dakota State defense is tops in FCS, allowing 8.4 points per game.

### A Little History

This marks the 108th season of football at Indiana State, dating back to 1896. The University did not field teams from 1899 to 1900, 1908 or from 1910 to 1919. ISU owns an all-time record of 355-476-22 and is competing for the 27th consecutive season as a member of the MVFC.

### Television Particulars

The game will be broadcast live on ESPN 3, which is an internet channel that is part of the ESPN Family Of Networks. To access the free broadcast, you must have a subscriptions with an internet or television provider which has partnered with ESPN. To see if you are eligible, please visit WATCHESPN.com. ESPN 3 broadcasts are also available on college campuses and military bases around the world. For those that can not access the ESPN 3 broadcast, the North Dakota State game will also be broadcast live on the internet by Sycamore Vision, which is a pay-per-view web stream service of GoSycamores.com. Fans should go to the web stream information section of GoSycamores.com for subscription information.

### Sycamores Continue Homecoming Success Against Missouri State

Indiana State downed Missouri State 31-17 in the 84th Homecoming contest at ISU. All-time, the Sycamores are 47-35-2 in Homecoming games, including a mark of 3-1 versus the Bears. ISU has won its last four Homecoming games, a streak that is the longest for the Sycamores since a similar span from 1975-78.

### Shakir Bell Is Now Third All-Time Leading Rusher At Indiana State

Indiana State junior Shakir Bell became the school's third all-time leading rusher just 28 games into his career as he went over the 100-yard mark for the 16th time with his 113-yard performance against Missouri State as part of the Sycamores' 31-17 Homecoming victory. Bell also had a nine-yard pass reception in the victory. The fourth quarter belonged to Bell versus the Bears as ISU held on to a narrow 21-17 lead and he accounted for 67 of the Sycamores' 69 yards on a nine-play scoring drive which was capped with his 24-yard touchdown run around left end. The touchdown was the 24th of his career. Bell now has 3,256 yards for his career which moved him ahead of Derrick Franklin for third on ISU's all-time list. Bell is averaging 156.2 rushing yards per game which is second in the MVFC and third nationally. Bell has reached 100 yards rushing in 16 of his 28 career games. Vincent Allen (4,335 yards from 1973-77) and David Wright (4,181 yards from 1992-95) now are the only two former players to sit ahead of Bell on the ISU all-time career rushing list.

### Calvin Burnett With Two Interceptions In A Game For Second Time In As Many Weeks

Calvin Burnett recorded a pair of interceptions for the second consecutive game and now has four on the season. It marked the third time in Burnett's career that he has picked off two passes in a game and the first time at Memorial Stadium. Burnett added six total tackles on the day, including four solo stops with a tackle for loss. Burnett tied a career-high with two pass interceptions with his other double interception performances coming on the road at Youngstown State in November of 2010 and at Southern Illinois on September 29, 2012.

### Tanner Riley Garners National Honors Following 93-Yard Kickoff Return Versus Missouri State

Indiana State junior Tanner Riley was named the National Kickoff Returner Of The Week by the College Football Performance Awards for his efforts as part of the Homecoming victory over Missouri State on October 6. Riley answered a Missouri State first quarter touchdown with a 93-yard kickoff return for a score to even the game at 7-7 en route to the 31-17 triumph over the Bears. His kickoff return was the first for a TD since Leonard Riston did it last season against Butler and was the longest by a Sycamore since 2005. The return was the first in Riley's career for a touchdown and the second score of his career (caught a nine-yard pass last week against Southern Illinois). The touchdown proved to be Riley's only kickoff return opportunity of the game. Riley added one catch for seven yards against the Bears.

### Sycamores Finding Road To Third Consecutive Winning Season

The Indiana State Sycamores have now started the 2012 campaign with a 4-2 overall record as well as a 2-1 burst of the gate in Missouri Valley Football Conference play for the third consecutive season. ISU needs just two more victories to secure their third consecutive winning campaign which would be the first time ISU has enjoyed that many winning seasons in a row since the 1967-69 years under Jerry Huntsman when ISU posted six consecutive winning seasons. ISU's 31-17 victory over Missouri State also gives the Sycamores four consecutive

## An Indiana State Win Over North Dakota State Would ...

- Give the Sycamores their first-ever victory over a No. 1 nationally-ranked team in eight tries and their first ever victory over a Top 5 team in 20 attempts since 1983.
- Be the Sycamores' first victory over North Dakota State in five all-time meetings and their first victory on the road versus the Bison.
- Give the Sycamores three consecutive road wins in MVFC play for the first time in program history.
- Give the Sycamores a 3-1 start to MVFC play for the second consecutive season.

wins on Homecoming - its longest streak of wins at home in front of the alums since 1974-78.

### Sycamores Looking For First Ever Victory Over A Top Ranked Program

Indiana State has never defeated a No. 1 nationally-ranked program, as North Dakota State is on Saturday. ISU is 0-7 all-time against No. 1 teams, with the last meeting being a 27-16 decision at the hands of the Bison last season at Memorial Stadium. The Sycamores are winless in five previous tries on the road against the nation's top team. Against a team ranked in the nation's Top 5, the Sycamores are 0-19. These numbers are since 1983 when Indiana State became a member of the Football Championship Subdivision.

### Sycamores All-Time Against Nationally Ranked Programs

Indiana State downed No. 24 Youngstown State last season on September 24 at home to mark the last time the Sycamores have won against a nationally-ranked team. The Sycamores are 10-73 all-time against FCS nationally-ranked opponents, including a mark of 7-54 against league members that are nationally ranked. ISU's has dropped each of last two games against a nationally-ranked opponent (@No. 2 Northern Iowa on October 8, 2011 & vs. No. 1 North Dakota State on November 5, 2011).

### Sycamores Have A Knack For Finishing Games Strong

The Indiana State Sycamores have put together a total of 27 scoring drives through six games this season. Of those, 21 have come after an opponent's final score -- good enough for 77.8 percent of all scoring drives. The Sycamores have outscored their opponents by a 72-31 margin in the second half this season, including a 30-7 advantage in the fourth quarter.

### Sycamore Defense Third Nationally In Points Allowed Per Game

The Sycamore defense has been outstanding so far this season, allowing just 78 points over the first six games, including the program's first shutout since 1996 with the 44-0 victory over Quincy on September 8. ISU has allowed just five offensive touchdowns to the opposition in the last 21 quarters of action. ISU's defense is allowing an average of 13.0 points per game which ranks second in the MVFC and third nationally.

### Connor Underwood Paces The Team In Quarterback Sacks

Connor Underwood earned his first career start at defensive end for the Sycamores as ISU posted a 24-3 road victory over Southern Illinois. Underwood responded with a four tackle performance, including a quarterback sack in the first quarter which stopped a Saluki drive which had reached the red zone and forced them to settle for their lone field goal of the contest. His quarterback sack at SIU marked the third consecutive week in which he has tallied one and gives him the team led for the most on the team this season with three.

### Sycamores Have Now Won Back-To-Back Road MVFC Games For First Time In 16 Seasons

Indiana State earned a 24-3 road victory in league play over Southern Illinois on September 29 which broke a nine-game losing streak to the Salukis, including a four in a row in Carbondale. The victory also gave the Sycamores two road MVFC wins in a row dating back to the road finale in 2011 at Missouri State. Since snapping a losing streak of over 30 games on the road in league play with a victory over Youngstown State in 2010, Indiana State is now 4-3 away from Memorial Stadium in the MVFC. Prior to the current string of back-to-back MVFC road victories, the last time the Sycamores accomplished that feat came in 1996 with consecutive road wins over Western Illinois and Southern Illinois. No Sycamore team has ever won three Missouri Valley Football Conference road games consecutively.

### Aaron Archie Leading The Way For The Sycamore Defense

Indiana State senior linebacker Aaron Archie has reached double figure totals in tackles in each of the Sycamores' first six games this season and leads the team with a 12.0 tackles per game average. His total is the most in the Missouri Valley Football Conference and is the sixth-best figure nationally.

### Fritschle Honored By The Fred Mitchell Award Committee For September Performance

Indiana State sophomore kicker Tanner Fritschle has been very effective at the kicking position this year, hitting 9-of-10 field goal attempts and is a perfect 18-of-18 on PAT's so far through six contests. For his efforts, he has been honored by The Fred Mitchell Award Committee for one of the best national performances by a kicker in the month of September. He is one of 31 kickers to earn the distinction. The Washington, Ind., native made a field goal as the clock reached 0:00 heading into halftime in each of the first four games this season.

### Bell Sets MVFC & ISU Rushing Records In Victory Over Drake

Indiana State junior running back Shakir Bell etched his name in both the Missouri Valley Football Conference and Indiana State record books yet again on September 15 when he gained 349 yards on the ground to set both the school and conference single-game rushing record against Drake. For his efforts, Bell was named

## National Polls

### The Sports Network -- Top 25 (October 8, 2012)

Team	Record	Points	LW
<b>1. North Dakota State Bison (164)</b>	<b>5-0</b>	<b>4,171</b>	<b>1</b>
2. Montana State Bobcats (3)	6-0	3,965	2
3. Old Dominion Monarchs	5-0	3,732	4
4. James Madison Dukes	4-1	3,578	5
5. Wofford Terriers	5-0	3,414	6
6. Eastern Washington Eagles	4-1	3,292	7
7. Georgia Southern Eagles	4-1	2,914	8
<b>8. Youngstown State Penguins</b>	<b>4-1</b>	<b>2,909</b>	<b>3</b>
9. Sam Houston State Bearkats	3-2	2,735	9
10. Lehigh Mountain Hawks	6-0	2,457	11
11. Stony Brook Seawolves	5-1	2,425	13
12. New Hampshire Wildcats	4-2	2,110	14
13. Appalachian State Mountaineers	4-2	2,093	15
<b>14. Illinois State Redbirds</b>	<b>5-1</b>	<b>1,637</b>	<b>9</b>
15. Cal Poly Mustangs	5-0	1,581	20
16. Northern Arizona Lumberjacks	4-1	1,575	18
17. Towson Tigers	2-3	1,490	12
18. Tennessee State Tigers	6-0	1,102	NR
19. McNeese State Cowboys	4-1	1,079	21
<b>20. South Dakota State Jackrabbits</b>	<b>4-1</b>	<b>855</b>	<b>23</b>
21. Central Arkansas Bears	4-2	796	24
22. Harvard Crimson	4-0	662	25
23. Eastern Kentucky Colonels	4-2	628	17
24. Delaware Blue Hens	4-2	623	16
25. Samford Bulldogs	5-1	490	NR

Others receiving votes: **Northern Iowa 414**, Albany 383, Alabama A&M 236, The Citadel 153, Montana 143, Richmond 106, **Indiana State 81**, Maine 63, Sacramento State 49, Stephen F. Austin 46, Bethune-Cookman 46, UT Martin 45, **Southern Illinois 45**, Jacksonville State 32, Villanova 26, North Dakota 18, Howard 18, Tennessee Tech 9, Jacksonville 8, Arkansas-Pine Bluff 8, Brown 8, **Western Illinois 8**, Chattanooga 7, Alabama State 6, Duquesne 2, UC Davis 1, Fordham 1.

### FCS Coaches Poll -- Top 25 (October 8, 2012)

Team	Record	Points	LW
<b>1. North Dakota State (26)</b>	<b>5-0</b>	<b>650</b>	<b>1</b>
2. Montana State	6-0	622	2
3. Old Dominion	5-0	594	4
4. Wofford	5-0	558	5
5. James Madison	4-1	526	6
6. Eastern Washington	4-1	524	7
7. Georgia Southern	4-1	484	8
8. Sam Houston State	3-2	449	9
<b>9. Youngstown State</b>	<b>4-1</b>	<b>441</b>	<b>3</b>
10. Lehigh	6-0	424	10
11. Stony Brook	5-1	374	13
12. Appalachian State	4-2	340	14
13. New Hampshire	4-2	304	17
14. Cal Poly	5-0	284	19
15. McNeese State	4-1	251	18
<b>16. Illinois State</b>	<b>5-1</b>	<b>236</b>	<b>11</b>
17. Central Arkansas	4-2	201	20
18. Northern Arizona	4-1	195	21
19. Towson	2-3	193	12
20. Tennessee State	6-0	170	24
21. Harvard	4-0	144	23
22. Delaware	4-2	114	15
23. Eastern Kentucky	4-2	86	16
24. Albany	5-1	73	NR
25. Alabama A&M	6-0	40	NR

Others receiving votes (points in parentheses): **South Dakota State (29)**, Samford (28), **Northern Iowa (26)**, The Citadel (22), Montana (19), Jacksonville State (16), **Indiana State (10)**, Maine (9), UT Martin (6), Bethune-Cookman (2), Sacramento State (2).

### 2012 Opponents & MVFC Members in Bold

**Series History with North Dakota State**

**Indiana State Trails 0-4**

**Home: 0-2 • Away: 0-2 • Neutral: 0-0**

Year/Date	W/L/T	Score	Home/Away
11/01/08	L	7-34	A
11/14/09	L	17-56	H
10/23/10	L	15-27	A
11/05/11	L	16-27	H

**Highlights in the ISU-NDSU Series**

- First Meeting: 11/01/08 / Away / NDSU 34, ISU 7
- Last Meeting: 11/05/11 / Home / NDSU 27, ISU 16
- Most Points Scored vs. NDSU:
  - Home: 17 (56-17 loss, 11/14/09)
  - Away: 15 (27-15 loss, 10/23/10)
- Most Points Given Up vs. NDSU:
  - Home: 56 (56-17 loss, 11/14/09)
  - Away: 34 (34-7 loss, 11/01/08)
- No. of Shutouts:
  - ISU: None
  - NDSU: None
- Largest Margin Of Victory:
  - ISU: N/A
- Largest Margin Of Defeat:
  - ISU: 39 (56-17, home, 11/14/09)

**Indiana State Big Plays**

**Plays From Scrimmage Of Over 20 Yards**

Play Type	Player	Yardage
Rush	Shakir Bell vs. Drake	64
Rush	Shakir Bell vs. Drake (TD)	60
Rush	Shakir Bell at Indiana (TD)	54
Rush	George Cheeseborough vs. Quincy	53
Rush	Shakir Bell vs. Drake (TD)	48
Pass	Mike Perish to Mardis vs. Quincy (TD)	43
Pass	Mike Perish to Bell vs. Quincy	34
Pass	Mike Perish to Mardis vs. SDSU	31
Pass	Mike Perish to Mardis vs. MSU	31
Pass	Mike Perish to Mardis at Indiana	27
Rush	Shakir Bell at Southern Illinois	26
Pass	Mike Perish to Lawshe vs. MSU	26
Rush	Shakir Bell at Indiana	25
Rush	George Cheeseborough vs. MSU	25
Rush	Shakir Bell vs. MSU	24
Pass	Mike Perish to Wozniak at Indiana (TD)	23
Pass	Mike Perish to Spencer at Indiana	22
Pass	Mike Perish to Lawshe vs. Drake (TD)	22
Rush	Shakir Bell at Indiana	21
Pass	Mike Perish to Lawshe vs. Quincy (TD)	21
Pass	Mike Perish to Spencer vs. SDSU	21
Rush	George Cheeseborough at Southern Illinois	21

both the MVFC Offensive Player Of The Week and The Sports Network National Offensive Player Of The Week. His 349-yard rushing effort is the highest single-game total so far this season for both FBS and FCS and is the eighth-highest total ever in FCS history. Evan Borchers Was Named The MVFC Offensive Lineman Of The Week following Bell's performance against Drake.

**Shakir Bell Named To Walter Payton Award Watch List**

Indiana State junior running back Shakir Bell is among 20 student-athletes selected by The Sports Network for the publication's 2012 Walter Payton Award Watch List. The Walter Payton Award is presented following the season to the nation's most outstanding player at the Football Championship Subdivision level. Bell tied for second for the prestigious award following his standout sophomore season, a year that saw the Indianapolis, Ind., native led the nation with 1,670 rushing yards. The Warren Central High School product was named to the FCS Preseason All-America First Team by The Sports Network earlier this week. Bell averaged 151.8 yards per game on the ground and broke the school record for single-game rushing yards last season when he racked up 256 yards and four touchdowns in Indiana State's 37-35 win over Youngstown State on Sept. 24, 2011. The 2011 Missouri Valley Football Conference Offensive Player of the Year tallied 14 touchdowns in 2011, breaking the school record for single-season rushing yards (1,670) and posted the eighth-best total in MVFC history.

**Ben Obaseki Named To Buck Buchanan Award Watch List**

Indiana State senior defensive lineman Ben Obaseki is one of 20 players nationally to be named to the 2012 Buck Buchanan Award Watch List as announced by The Sports Network. The Buck Buchanan Award is awarded annually at the FCS Awards Banquet during NCAA FCS Championship weekend to the nation's top FCS defensive player. Earlier this month, Shakir Bell was named to the Walter Payton Award Watch List, which goes to the top offensive player in FCS. Bell finished tied for second in last season's voting as a sophomore. Last season, Obaseki was named a First Team All-American by the Associated Press and was a First Team All-Missouri Valley Football Conference performer. He finished third in the league's Defensive Player of the Year voting after leading the Sycamores with 7.5 sacks and 14.5 tackles for loss, which tied for second and third in the MVFC, respectively, in those categories. He posted 22 total tackles against Western Illinois on October 15 which is the most by a defensive lineman in the history of the MVFC. Obaseki also plays fullback in goal line situations as he scored five touchdowns last season on five rushing attempts. Obaseki was also a First Team All-MVFC performer as sophomore in 2010.

**Bringing Back Memories Of "The Fridge"**

The Sycamores' senior defensive end Ben Obaseki found the end zone for the seventh time of his career on the offensive side of the football when he plunged in from one yard out in the 2012 home opener against Quincy. Obaseki has seven career rushes to his credit — all leading to Sycamore touchdowns.

**Six Sycamores Named To Preseason All-MVFC Squad**

A total of six Sycamores were named to the 2012 Missouri Valley Football Conference Preseason Team while Indiana State has been picked to finish fifth in the newly expanded 10-team league, according to a preseason poll of MVFC head coaches, beat writers, radio announcers and sports information directors. Senior Ben Obaseki and junior Shakir Bell, who have both earned Preseason All-America honors and have been named to the Buck Buchanan and Walter Payton Award Watch Lists, respectively, were each named to the MVFC Preseason Team. Senior offensive lineman FN Lutz, who is recovering from a knee injury sustained at the Spring Game, was named to the preseason squad as well. On defense, Obaseki is joined by senior linebackers Aaron Archie and Jacolby Washington. Senior Lucas Hileman, who joined the team two weeks into 2011, was named to the MVFC Preseason Team as the punter.

**Sycamores Against The Missouri Valley Football Conference**

Indiana State is in its 27th season as a member of the MVFC. ISU's first season as a league member came in 1986 when it went 1-5 through a six-game league schedule. The Sycamores are 48-116 in MVFC contests and have won nine of their last 17 league matchups, marking the first time since the 2002 season that an ISU team has won multiple league contests over a similar stretch.

**FN Lutz Nominated For 2012 All-State AFCA Good Works Team**

Indiana State senior offensive lineman FN Lutz is one of 117 nominees nationwide for the 2012 Allstate AFCA Good Works Team as announced today by the national coaches' organization. In 2011, Lutz was named both First Team All-Missouri Valley Football Conference as well as First Team MVFC All-Academic following a season that saw him start all 11 games at center. He spearheaded an Indiana State rushing attack that averaging 181.9 yards per game as well as a league-leading 5.3 yards per carry. He was an Honorable Mention All-MVFC pick in 2010 as a sophomore. Lutz is joined by Colton Underwood of Illinois State, Billy Turner of North Dakota State, Bo Helm of South Dakota State and Kyle Bernard of Northern Iowa as representatives of the Missouri Valley Football Conference. As one of college football's most prestigious off-the-field honors, the award recognizes a select group of college football players committed to making a difference in their communities. Since 1992, the Allstate AFCA Good Works Team® has shown a spotlight on the countless "good works" and remarkable stories of service by student-athletes at all levels of college football competition. Award recipients represent the sport's finest in terms of character and leadership in the community.

**In Overtime**

The Sycamores have played in 12 overtime contests since the rule was established for regular season games in the NCAA FCS Subdivision in 1996. The Sycamores are 7-5 in games that have used an extra period. ISU's last overtime contest came in the form of a 38-35 victory against Missouri State in the sixth game of the 2010 season.

**Up Next**

Indiana State remains on the road to take on MVFC foe Western Illinois on Saturday, October 20. The game will kick-off at 7:00 p.m. (ET).



# Shakir Bell

**RB ▶ Junior ▶ Indianapolis, Ind. (Warren Central HS)**

## NATIONAL AWARDS CANDIDATE



2011 Missouri Valley Conference Offensive Player Of The Year; Finished In The Top 3 Voting For The Walter Payton Award, Becoming The First Sophomore Ever Invited To The Award Ceremony.



Owns The Indiana State & Missouri Valley Football Conference Record With 349 Rushing Yards Set Against Drake On September 15, 2012 — Eighth Best In FCS History And The Most Yards Gained Rushing In A Game During The 2012 Campaign Among All FBS & FCS Players.



Named The National Offensive Player Of The Week By The Sports Network Following His 349-Yard Performance Against Drake. Also Was Named The National Running Back Of The Week By The College Football Performance Awards For His Efforts Versus The Bulldogs.



Set The School Record For Most Rushing Yards In A Season With 1,670 Yards On The Ground In 2011.



First Team All-American Selection By The Associated Press; The Sports Network, American Football Coaches Association Of America; Named The Most Valuable Running Back In The Nation In 2011 By The College Sports Performance Awards.



In 28 Career Games Played, Has Topped The 100-Yard Mark 16 Times And Has Topped 200 Yards Five Times.



Reached The 1000-Yard Rushing Mark In Just Eight Games In 2011; Becoming The Fastest Sycamore To Ever Do So.



Tallied 192 Rushing Yards Against Indiana Of The Big Ten Conference In 2012; Posted 221 Rushing Yards Against Western Kentucky Of The Sun Belt Conference In 2011.



For His Career, Averages 6.8 Yards Per Rush — An Indiana State School Record



Owns Four Of The Top 10 Best Rushing Performances In A Single Game In School History



Has Rushed For 3,143 Career Yards Which Ranks Fourth All-Time In The History Of The Program.



Has Scored 24 Career Touch-downs And Needs Just Nine More To Tie The Indiana State Record Of 33.

### Shakir Bell Career Statistics

RUSHING	g	att	yards	td	long	avg/c	avg/g
2010	11	95	649	2	62	6.8	59.0
2011	11	230	1670	14	62	7.3	151.8
2012	6	152	937	8	64	6.2	156.2
TOTAL	28	477	3256	24	64	6.8	116.3

SCORING	g	td	rush	rcv	ret	pat	2pat	fg	total	avg/g
2010	11	2	2	0	0	0	0	0	12	1.1
2011	11	14	14	0	0	0	0	0	84	7.6
2012	6	8	8	0	0	0	0	0	48	8.0
TOTAL	28	24	24	0	0	0	0	0	144	5.1

# #FearShakir

## Tale Of The Tape



	ISU	NDSU
Record	4-2	5-0
Points/Game	25.5	44.2
Points Allowed Avg.	13.0	8.4
First Downs	113	118
Rushing Yards Avg.	189.8	216.6
Rushing Defense Avg.	133.2	67.6
Passing Yards Avg.	152.3	233.2
Passing Defense Avg.	180.3	137.8
Total Offense Avg.	342.2	449.8
Total Defense Avg.	313.5	205.4
Interceptions-Yards	9-139	5-141
Punt Returns-Yards	7-87	13-221
Kickoff Return-Yards	11-323	7-126
Fumbles-Lost	5-2	7-3
Penalties-Yards	39-355	28-236
Time of Possession	32:27	35:00



### 2012 Statistical Leaders

Rushing	GP	Att.	Gain	Loss	Net	Avg	TD	Lg	Avg/G
Shakir Bell	6	152	953	16	937	6.2	8	64	156.2
Cheeseborough	4	30	174	20	154	5.1	0	53	38.5

Passing	GP	Comp	Att	Int	Pct	Yds	TD	Lg	Avg/G
Mike Perish	6	86	151	5	57.0	889	7	43	148.2
Travis Johnson	5	2	4	0	50.0	25	0	13	12.5

Receiving	GP	No	Yds	Avg	TD	Lg	Avg/G
Michael Mardis	6	19	264	13.9	2	43	44.0
Demory Lawshe	5	16	185	11.6	3	26	37.0

Total Offense	GP	Plays	Rush	Pass	Total	Avg/G
Shakir Bell	6	153	937	0	937	156.2
Mike Perish	6	175	-108	889	781	130.2

Defense	GP	UA	A	Tot	TFL	Sack	Int	BrUp	FF
Aaron Archie	6	27	46	73	6-9	0-0	0	3	1
J. Washington	6	23	43	66	3.5-7	1-3	0	1	0

### 2012 Season Schedule

Sept. 1	at Indiana	L, 14-21
<b>Sept. 8</b>	<b>Quincy</b>	<b>W, 44-0</b>
<b>Sept. 15</b>	<b>Drake</b>	<b>W, 27-10</b>
<b>Sept. 22</b>	<b>South Dakota State *</b>	<b>L, 10-24</b>
Sept. 29	at Southern Illinois *	W, 24-3
<b>Oct. 6</b>	<b>Missouri State *</b>	<b>W, 31-17</b>
Oct. 13	at North Dakota State *	4:07 p.m.
Oct. 20	at Western Illinois *	7:00 p.m.
<b>Oct. 27</b>	<b>South Dakota *</b>	<b>2:05 p.m.</b>
<b>Nov. 3</b>	<b>Illinois State *</b>	<b>2:05 p.m.</b>
Nov. 17	at Youngstown State *	2:00 p.m.

\*Denotes Missouri Valley Football Conference Game  
- All Times Eastern

### 2012 Statistical Leaders

Rushing	GP	Att.	Gain	Loss	Net	Avg	TD	Lg	Avg/G
John Crockett	5	80	442	10	432	5.4	6	43	86.4
Sam Ojuri	4	52	234	5	229	4.4	3	15	57.2

Passing	GP	Comp	Att	Int	Pct	Yds	TD	Lg	Avg/G
Brock Jensen	5	84	121	0	69.4	1041	10	69	208.2
Carson Wentz	3	11	14	0	78.6	125	1	21	41.7

Receiving	GP	No	Yds	Avg	TD	Lg	Avg/G
Zach Vraa	5	25	403	16.1	3	69	80.6
Trevor Gebhart	5	17	190	11.2	1	23	38.0

Total Offense	GP	Plays	Rush	Pass	Total	Avg/G
Brock Jensen	5	141	71	1041	1112	222.4
John Crockett	5	80	432	0	432	86.4

Defense	GP	UA	A	Tot	TFL	Sack	Int	BrUp	FF
Grant Olson	5	17	22	39	3.5-6	0-0	0	0	1
Travis Beck	5	10	12	22	4.5-34	3-28	0	2	2

### 2012 Season Schedule

<b>Sept. 1</b>	<b>Robert Morris</b>	<b>W, 52-0</b>
Sept. 8	at Colorado State	W, 22-7
<b>Sept. 22</b>	<b>Prairie View A &amp; M</b>	<b>W, 66-7</b>
Sept. 29	at Northern Iowa *	W, 33-21
<b>Oct. 6</b>	<b>Youngstown State *</b>	<b>W, 48-7</b>
<b>Oct. 13</b>	<b>Indiana State *</b>	<b>4:07 p.m.</b>
Oct. 20	at South Dakota *	7:00 p.m.
<b>Oct. 27</b>	<b>Southern Illinois *</b>	<b>3:37 p.m.</b>
Nov. 3	at Missouri State *	2:00 p.m.
<b>Nov. 10</b>	<b>South Dakota State *</b>	<b>3:37 p.m.</b>
Nov. 17	at Illinois State *	1:00 p.m.

\*Denotes Missouri Valley Football Conference Game  
All Times Eastern

## Missouri Valley Football Conference

School	Conference			Overall		
	W	L	PCT.	W	L	PCT.
North Dakota State	2	0	1.000	5	0	1.000
South Dakota State	2	0	1.000	4	1	.800
<b>Indiana State</b>	2	1	.667	4	2	.667
Southern Illinois	2	1	.667	3	3	.500
Illinois State	2	1	.667	5	1	.833
Youngstown State	1	1	.500	4	1	.800
Western Illinois	1	1	.500	3	2	.600
South Dakota	0	2	.000	1	4	.200
Northern Iowa	0	2	.000	1	4	.200
Missouri State	0	3	.000	0	6	.000

### Schedule & Results

#### October 6

Southern Illinois at Illinois State.....	SIU, 17-0
Youngstown State at North Dakota State.....	NDSU, 48-7
Western Illinois at South Dakota.....	WIU, 24-17
<b>Missouri State at Indiana State.....</b>	<b>ISU, 31-17</b>

#### October 13

Youngstown State at Illinois State.....	2:00 p.m.
South Dakota at Missouri State.....	2:00 p.m.
Northern Iowa at Southern Illinois.....	3:00 p.m.
<b>Indiana State at North Dakota State.....</b>	<b>4:07 p.m.</b>
Western Illinois at South Dakota State.....	7:00 p.m.

**All Times Eastern**

### Sycamore Football Trends

Overall.....	4-2
Home.....	3-1
Road.....	1-1
Grass.....	0-0
Turf.....	4-2
Leading after the first quarter.....	2-0
Tied after the first quarter.....	1-1
Trailing after the first quarter.....	1-1
Leading at halftime.....	3-0
Tied at halftime.....	1-0
Trailing at halftime.....	0-2
Leading after the third quarter.....	4-0
Tied after the third quarter.....	0-0
Trailing after the third quarter.....	0-2
Scores first.....	1-1
Opponent scores first.....	3-1
Scoring 20 or more points.....	4-0
Holding an opponent to 20 points or less.....	4-0
Games decided by three points or less.....	0-0
Games decided by 4-10 points.....	0-1
Games decided by 11-20 points.....	2-1
Games decided by 21 points or more.....	2-0
Rushing for 150 yards or more.....	4-0
Passing for 200 yards or more.....	0-2
Total 400 yards or more.....	2-0
Opponent totals less than 200 yards rushing.....	4-0
Opponent totals less than 200 yards passing.....	2-2
Opponent totals less than 400 total yards.....	4-2
Commit fewer turnovers than opponent.....	3-0
Commit more turnovers than opponent.....	1-2
Turnovers equal.....	0-0
Have fewer penalty yards than opponent.....	2-0
Have more penalty yards than opponent.....	2-2
Lead in time of possession.....	3-0
Lead in first downs.....	3-1

## Tracking The 2012 Opponents

### 2011 Opponents & Schedule

1		<b>at Indiana (2-3) -- Sept. 1 -- L, 17-24</b> Last Week: lost to Michigan St. 27-31 <b>This Week: Ohio State 8:00 p.m.</b> Next Week: at Navy 3:30 p.m.
2		<b>Quincy (0-6) -- Sept. 8 -- W, 44-0</b> Last Week: lost to St. Ambrose 18-34 <b>This Week: McKendree 1:00 p.m.</b> Next Week: Missouri S & T Noon
3		<b>Drake (4-2) -- Sept. 15 -- W, 24-10</b> Last Week: won vs. San Diego 38-10 <b>This Week: at Valparaiso 2:00 p.m.</b> Next Week: Marist 2:00 p.m.
4		<b>South Dakota St. (4-1) -- Sept. 22 -- L, 10-24</b> Last Week: IDLE <b>This Week: Western Illinois 7:00 p.m.</b> Next Week: at Northern Iowa 5:00 p.m.
5		<b>at Southern Illinois (3-3) -- Sept. 29 -- W, 24-3</b> Last Week: won at Illinois State 17-0 <b>This Week: Northern Iowa 3:00 p.m.</b> Next Week: at Youngstown State 4:00 p.m.
6		<b>Missouri State (0-6) -- Oct. 6 -- W, 31-17</b> Last Week: lost at Indiana State 17-31 <b>This Week: South Dakota 2:00 p.m.</b> Next Week: at Illinois State 2:00 p.m.
7		<b>at North Dakota St. (5-0) -- Oct. 13 -- 5:00 p.m.</b> Last Week: won vs. Youngstown St. 48-7 <b>This Week: Indiana State 4:07 p.m.</b> Next Week: at South Dakota 7:00 p.m.
8		<b>at Western Illinois (3-2) -- Oct. 20 -- 7:00 p.m.</b> Last Week: won at South Dakota 24-17 <b>This Week: at South Dakota St. 7:00 p.m.</b> Next Week: Indiana State 7:00 p.m.
9		<b>South Dakota (1-4) -- Oct. 27 -- 2:05 p.m.</b> Last Week: lost vs. Western Illinois 17-24 <b>This Week: at Missouri State 2:00 p.m.</b> Next Week: North Dakota State 7:00 p.m.
10		<b>Illinois State (5-1) -- Nov. 3 -- 2:05 p.m.</b> Last Week: lost to Southern Illinois 0-17 <b>This Week: Youngstown State 2:00 p.m.</b> Next Week: Missouri State 2:00 p.m.
11		<b>at Youngstown St. (4-1) -- Nov. 17 -- 2:00 p.m.</b> Last Week: lost at North Dakota St. 7-48 <b>This Week: at Illinois State 2:00 p.m.</b> Next Week: Southern Illinois 2:00 p.m.



# Trent Miles

## Indiana State Head Football Coach Fifth Season

Now in his fifth year as a collegiate head coach at Indiana State University is Trent Miles. Miles was named the Sycamores' 23rd head football coach on December 4, 2007.

Under the enthusiastic leadership of coach Miles, the Sycamores enjoyed a breakthrough season in 2010 as the team enjoyed a 6-5 record, a third place finish in the Missouri Valley Football Conference and the program's first winning campaign since 1996. The Sycamores followed that up with another 6-5 mark in 2011, giving the program its first consecutive winning seasons since 1995 & 1996.

In 2011, the Sycamores were led by sophomore Shakir Bell who finished tied for second nationally in voting for the Walter Payton Award. Bell was also named to a school-record four First Team All-America squads and earned First Team All-Missouri Valley Football Conference as well as the MVFC Offensive Player Of The Year honors.

Bell led the nation in rushing with 1,670 total yards and a 151.8 per game average. His 1,670 yards this season broke the school record for single-season rushing yards and rank eighth in league history. Bell also broke the single-game rushing record when he rushed for 256 yards and four touchdowns on 21 carries in ISU's victory over Youngstown State on Sept. 24. Those 256 yards against the Penguins are the 12th highest single-game total in MVFC history. For the year, Bell hit the end zone 14 times.

All told, the Sycamores placed seven team members on the All-MVC First Team, which were the most representatives from one school in the league. Receiving first team selections this season were: Aaron Archie (Detroit, Mich. / Cass Tech), Shakir Bell (Indianapolis, Ind. / Warren Central), Alex Jones (Centerville, Ind. / Centerville), Brock Lough (Terre Haute, Ind. / South Vigo), FN Lutz (West Lafayette, Ind. / Lafayette Harrison), Ben Obaseki (Washington, Ind. / Washington) and Alex Sewall (Western Springs, Ill. / Lyons Township).

A trio of Sycamores made both the second team and honorable mention lists as well. Ben Geffert (Griffith, Ind. / Griffith), Lucas Hileman (Anna, Ill. / Anna-Jonesboro) and Jacobly Washington (Deltona, Fla. / Deltona Trinity Christian) were named to the second team with Ronnie Fouch (Redlands, Calif. / Univ. of Washington / Redlands Valley East), Rod Hardy (Indianapolis, Ind. / Pike) and Ryan Roberts (West York, Ill. / Hutsonville) earning honorable mention status.

Additionally, Miles led the Sycamores a 44-16 victory at Western Kentucky on September 17, 2011, marking the program's first victory over a NCAA FBS opponent since the 2001 campaign. The Sycamores gained national attention by spending eight weeks in either The Associated Press or The Sports Network Top 25. ISU's national ranking peaked at No. 16 following the Homecoming victory over Western Illinois.

Miles became the first Sycamore head coach to earn the Missouri Valley Football Conference's Coach Of The Year award in the league's 26-year history in 2010. He is just the second Sycamore coach all-time to earn a league coach of the year honor, as Dennis Raetz earned Missouri Valley Conference Coach Of The Year honors in 1984. Miles was also a finalist for the Eddie Robinson National Coach Of The Year Award as well as the Liberty Mutual Coach Of The Year honor.

Individually, the Sycamores had 12 student-athletes honored by the MVFC following the 2010 season on its all-conference honors list. First team selections for Indiana State included RB Darrius Gates, FB Brock Lough, DE Ben Obaseki and DB Alex Sewall. On the second team were TE Alex Jones, OL Pat Burke and LB Jacobly Washington. Earning honorable mention status were LB Aaron Archie, QB Ronnie Fouch, WR Justin Hilton, DB Calvin Burnett and Gates as a return specialist. Indiana State's four first team selections were the most in one season since five were named first team all-conference in 1993. ISU has had four or more first team all-conference selections in just four of its 25 seasons as a member of the MVFC.

The 2010 season became a breakthrough one with a 59-24 victory over league rival Illinois State on Homecoming and continued with a 38-35 overtime victory over Missouri State. The Sycamores got themselves into league title contention by downing South Dakota State by the score of 41-30 at Memorial Stadium after losing to the Jackrabbits by the combined score of 90-9 in the previous two seasons. ISU trailed 23-20 to this year's MVFC Champion Northern Iowa midway through the fourth quarter at Memorial Stadium and had the ball nearing the red zone looking to take a late lead when they could not convert a fourth down conversion.

The Sycamores clinched their winning season and improved to 6-4 on the year with a thrilling 30-24 victory at Youngstown State. ISU ended a 36-game road losing streak and earned their first win away from Memorial Stadium since 2004 with the victory over the Penguins. It was also ISU's first conference road victory since the 2002 campaign.

The Sycamore resurgence can be pinpointed on several factors, including a significant improvement to the facilities at Memorial Stadium, including the building of one the top locker room facilities in all of FCS football. ISU also refurbished the press box and added a scoreboard and video replay system to enhance the gameday atmosphere.

As a team, the Sycamore offense was a record setter in 2010. The offense scored 351 points this season which broke the old school record of 319 set in 1992. ISU reached the end zone a total of 48 times, which is also a new

### The Miles File:

#### PERSONAL

**Birthdate:** July 29, 1963

**Birthplace:** Terre Haute, Ind.

**Hometown:** Terre Haute, Ind.

**Family:** Wife (Bridget)

Children (Kaylee, Anna, Charlie & Noah)

#### EDUCATION

**High School:** Terre Haute South, 1982

**College:** Indiana State, 1987 (B.S.)

#### PLAYING EXPERIENCE

**High School:** Terre Haute South, 1980-82

**College:** Indiana State, 1983-87

#### COACHING EXPERIENCE

**2008-12:** Head Coach, Indiana State

**2005-07:** Tailbacks, Washington

**2002-04:** Wide Receivers, Notre Dame

**2001:** Wide Receivers, Stanford

**2000:** Offensive Asst., Green Bay Packers

**1999:** Intern, Seattle Seahawks

**1997-99:** Wide Receivers, Fresno State

**1996:** Defensive Backs, Hawaii

**1995:** Wide Receivers, Hawaii

**1994:** Defensive Backs, Northern Illinois

**1991-93:** Wide Receivers, Northern Illinois

**1990:** Graduate Asst., Oklahoma

**1988-89:** Graduate Asst., New Mexico St.

**1987:** Graduate Asst., Indiana State

school standard. In 2009, the Sycamores scored just 12 touchdowns and tallied 99 points (which were lows all-time for the Sycamores) and transformed themselves in just one season to the best offense in the history of the school. Prior to 2010, no Sycamore offense had scored more than 50 points more than once in any season, but the Sycamores did just that three times.

Indiana State finished 2010 ranked third in the MVFC and 14th nationally by averaging 31.91 points per game and was in the Top 40 in rushing offense, passing offense and total offense as well. The Sycamores averaged 411.8 yards of offense per game, which was fourth in the league and 17th nationally. Individually, Darius Gates averaged 10.6 points per game, which led the MVFC and was second in the nation.

ISU also had an outstanding defense, tallying a season-best four interceptions and making a pair of fourth quarter red zone stops at Youngstown State to help secure a road league victory. The Sycamores gave up just 184.6 yards per game through the air, which was third in the league and 38th nationally.

Miles earned his first collegiate head coaching victory on October 24, 2009 when the Sycamores downed Western Illinois by the score of 17-14 in the annual Homecoming contest in front of over 6,000 fans. Alumni, community members, ISU faculty and staff as well as a large turnout of students who have been energized by the personable Miles since he arrived on campus came out to Memorial Stadium and willed the Sycamores to victory. After a wild final play, emotions ran high as nearly everyone in the stadium, took to the playing surface to celebrate ISU's first victory in 33 attempts -- a signal that the ISU program is ready to turn the corner in the ultra competitive Missouri Valley Football Conference.

In addition to success on the field, Miles has continued to stress a concentration in the classroom for his student-athletes and the payoff came this past season in the form of senior Daniel Millington being named an ESPN The Magazine Academic All-America Second Team member by the College Sports Information Directors of America. In the MVFC, Millington was a second team all-academic selection while Gabe Mullane joined him on the second team and Alex Sewall was an honorable mention pick.

On the playing field, Aaron Archie was named an All-MVFC Second Team member while Donye McCleskey, Rod Hardy and Darius Gates were honorable mention selections. Additionally, Archie was named a MVFC All-Newcomer selection.

Indiana State ranked fourth in the MVFC in kickoff return average with a 21.1 ypg average. Additionally, the Sycamores ranked in a tie for first in PAT kicking, hitting all 20 of their attempts. ISU was the third-least penalized team in the MVFC and the Sycamores drew the most opponent penalties in the league. Darius Gates ranked tops in the conference with a 27.1 return average, while he was total was fifth nationally.

Aaron Archie was second in the league in tackles per game with an average of 10.6 stops per contest. Archie was one of three Sycamores to rank in the Valley's top 10 as Sewall's 8.4 tackles per game average was sixth while Donye McCleskey's 8.3 mark was seventh. Additionally, Archie's tackle average finished 12th in the nation.

In his inaugural season on the job, Miles had three players earn All-Missouri Valley Conference honors as Jayden Everett, Donye McCleskey and Alex Sewall all took Honorable Mention plaudits. Additionally, Larry Carter, Sewall and Ryan Roberts took MVFC All-Newcomer status as well.

Everett recorded 102 total tackles on the season, which ranked in the nation's top 20 and was in the top five in the MVFC. Everett had a key forced fumble and recovery in the season finale against Missouri State that allowed Indiana State to comeback from down 14-0 to force overtime. He posted six games in which he recorded double digit tackles, including a season-high 18 stops on Homecoming versus South Dakota State.

Junior Donye McCleskey posted 98 total tackles this season, including 53 total stops. In the conference opener against Illinois State, McCleskey was credited with a career-high 17 total tackles. Known as a big-play defensive threat, McCleskey recovered a fumble and returned it 47 yards for a touchdown at Youngstown State. Had four games in which he recorded at least 10 tackles, including 13 against South Dakota State, 11 in the season finale versus Missouri State, 10 at Western Illinois and the season-best 17 versus the Redbirds.

Freshman Alex Sewall was Indiana State's top newcomer on defense with 90 total tackles, including 52 solo stops as he played in all 12 of the Sycamores' contests this season. Sewall posted a season-best nine tackles in five different contests: at Eastern Illinois, at Northern Illinois, South Dakota State, at North Dakota State and in the season finale versus Missouri State.

Carter played in 10 games this season and recorded 34 total tackles, including one for a loss and was credited with one half of a sack. He broke up four passes this season and recovered one fumble at Southern Illinois. In the conference opener against Illinois State he posted a team-high eight tackles.

Freshman Ryan Roberts played in all 12 games this year, including the final six as the Sycamore quarterback after playing the first six games on the defensive side of the ball. He completed 39-of-84 passes for 294 yards, including a long of 20 yards. Roberts was strong on the ground with 107 rushes for 194 yards, plus three rushing touchdowns. On the defensive side of the ball, Roberts was credited with nine total tackles. He posted a season-high 59 rushing yards at Youngstown State and was 15-of-24 for 124 yards passing against South Dakota State.

Running a well-rounded program is an important concept for Miles as evidenced by a trio of Sycamores being named to the MVFC All-Academic squad. Those Sycamores making the second team were tight end Josh Jones and punter Gabe Mullane while offensive lineman Jack Byrne was an honorable mention selection.

Jones, who holds 3.92 GPA in Exercise Science, was the Sycamores' top pass catching tight end as he hauled in 11 passes for 83 yards, an average of 7.5 yards per catch. Jones also was credited with one rush and a pair of kickoff returns during the season.

Mullane, who holds a 3.93 GPA in Physical Education, punted 82 times on the year for a total of 2,948 yards. He averaged 36.0 yards per kick and recorded a long punt of 66 yards. Mullane only had two touchbacks in 82 punts and forced 10 fair catches. He was able to pin the opposition inside their own 20-yard line a total of 17 times and recorded six punts of 50 yards or more.

Byrne, who holds a 3.15 GPA in Business, played and started in all 12 games for the Sycamores at the center position. The Sycamore offense gained 1,539 yards on the ground and reached the end zone eight times. Byrne was the leader of a team which also had 881 yards through the air and reached the end zone through the air three times.

The ISU Football team is also very involved in community service, including working tirelessly across the Wabash Valley in June of 2008 helping victims of the floods in the area. The football players at ISU also are committed to teaching young children how to read and visiting with local hospitals to help children that are ill.

Miles is a native of Terre Haute, Ind., and is a 1987 graduate of Indiana State. Miles was a wide receiver at Indiana State from 1982-86, where his 1983 and 1984 squads each won nine games and advanced to the NCAA FCS playoffs. The 1984 Sycamores were ranked No. 1 in the nation for most of the season. That team was inducted into the Indiana State University Hall of Fame on Sept. 7, 2002.

Prior to coming to Indiana State, Miles completed his third season as the Washington running backs coach in 2007 after having spent the previous three years on Tyrone Willingham's staff at Notre Dame as the wide receivers coach. In 2007, Husky running back Louis Rankin rushed for

1,294 yards, becoming the first Washington player to tally a 1,000-yard rushing season since 1997.

While at Notre Dame, he mentored future NFL standouts Maurice Stovall, Rhema McKnight and Arnaz Battle, as well as Jeff Samardzija, who is now playing professional baseball in the Chicago Cubs organization.

Prior to coaching at Notre Dame, Miles worked under Willingham for one year at Stanford. That season Miles had the opportunity to coach some of the nation's finest receivers including Luke Powell (whose 22.3-yard average per catch set a school record) and Teyo Johnson (the 2001 Pacific-10 Co-Freshman of the Year and a second-round draft pick of the Oakland Raiders in 2003).

Miles spent the 2000 campaign with the Green Bay Packers as an offensive assistant, working with the wide receivers and as a quality control coach. During his tenure with the Packers, he coached NFL all-pro receiver Antonio Freeman.

Miles has 20 years of coaching experience on the collegiate level. He was the wide receivers coach at Fresno State for three years (1997-99), producing some of the greatest receivers in Bulldogs' history. In 1999, two of his receivers, Rodney Wright and Charles Smith, combined to produce more than 1,600 yards and 14 touchdowns on 120 receptions. Their production helped the Bulldogs to a share of the Western Athletic Conference championship and a berth in the Las Vegas Bowl. He also recruited and coached Bernard Barien of the Minnesota Vikings.

Throughout his career, Miles has coached on both sides of the ball including wide receivers, defensive backs and linebackers. Miles began his coaching career at Indiana State in 1987, tutoring the wide receivers and defensive backs as a graduate assistant. Another graduate assistant position followed at New Mexico (1988-89), where he worked with the receivers and linebackers. Miles then moved on to Oklahoma in 1990, working with the wide receivers as a graduate assistant.

Following four seasons as an assistant at Northern Illinois (1991-93 as receivers coach, 1994 with defensive backs), Miles headed west to Hawaii for two seasons (1995-96), where he spent a season each with the wide receivers and defensive backs.

Miles earned a bachelor's degree in criminology from Indiana State in 1987. He was born July 29, 1963, in Terre Haute, Ind. Miles married the former Bridget Hogan on July 10, 2004. They have three daughters, Kaylee, Anna, and Charlie Elizabeth as well as a son Noah Michael.



## 2012 Week 6 Depth Chart

### Offense

<b>QB</b>	15 Mike Perish (6-3, 210, So.)
	18 Robert Tonyan,, Jr. (6-5, 200, Fr.)
<b>TB</b>	22 Shakir Bell (5-7, 170, Jr.)
	23 George Cheeseborough (5-7, 170, Jr.)
<b>WR</b>	1 Donald Spencer (6-2,205, So.)
	33 Taje High (5-8, 165, Jr.)
	12 Chris O'Leary (6-2, 210, So.)
<b>WR</b>	7 Demory Lawshe (6-1, 190, Jr.)
	80 Tanner Riley (5-10, 175, Sr.)
<b>FB</b>	48 Austen Wozniak (6-2, 240, So.)
	37 Garrick Ratliff (6-0, 210, Fr.)
<b>TE</b>	88 Michael Mardis (6-3, 235, Sr.)
	89 Garrick Dikos (6-3, 215, Jr.)
	86 Myles Walker (6-8, 250, Sr.)
<b>LT</b>	69 Paul Patrick (6-7, 300, So.)
	71 Alex Ferguson (6-6. 285, Fr.)
<b>LG</b>	74 Nick Rice (6-7, 360, Fr.)
	56 Justin Wood (6-4, 290, Sr.)
<b>C</b>	62 Evan Borchers (6-2, 295, Sr.)
	57 Olle Norberg (6-1, 300, Jr.)
<b>RG</b>	64 Adam Masters (6-5, 300, So.)
	56 Justin Wood (6-4, 290, Sr.)
<b>RT</b>	72 Casey Paswater (6-4, 290, Sr.)
	78 Even Estep (6-5, 260, Fr.)

### Defense

<b>DE</b>	92 Ben Obaseki (6-3, 235, Sr.)
	95 Tyler Stafford (6-3, 255, Jr.)
	79 Conrrad Nicholls (6-5, 240, Fr.)
<b>DT</b>	97 Jordan Bright (6-7, 295, Sr.)
	53 Russell Jones (6-1, 280, Jr.)
<b>DT</b>	91 Tyler Boyd (6-2, 265, Jr.)
	53 Russell Jones (6-1, 280, Jr.)
<b>DE</b>	55 Conner Underwood (6-3, 230, Fr.)
	50 Zakee Bashir (6-1, 240, Jr.)
<b>SLB</b>	8 Tarris Batiste (6-1, 205, Fr.)
	20 Dillon Painter (6-2, 220, Sr.)
<b>MLB</b>	99 Aaron Archie (6-0, 235, Sr.)
	93 Beau Shields (6-1, 210, Fr.) <b>or</b>
	40 Jess Harris (5-9, 190, Fr.)
<b>WLB</b>	34 Jacolby Washington (6-1, 235, Sr.)
	11 Kendall Walker (6-0, 210, So.)
<b>CB</b>	28 Johnny Towalid (5-11, 165, Sr.)
	39 Alex Stowers (5-9, 155, Fr.)
<b>CB</b>	5 Calvin Burnett (5-9, 160, Jr.)
	6 Othniel Harvey (5-11, 185, Jr.)
<b>S</b>	3 Donovan Layne (5-11, 195, So.)
	21 Mark Sewall (5-10, 185, Fr.)
<b>S</b>	44 Larry King (6-2, 205, Jr.)
	36 Kamerin Mitchell (6-2, 200, Jr.)

### Special Teams

<b>PK</b>	94 Tanner Fritschle (6-1, 195, So.)
	98 Eric Heidorn (5-8, 175, Fr.)
<b>P</b>	2 Lucas Hileman (6-1, 195, Sr.)
<b>KO</b>	94 Tanner Fritschle (6-1, 195, So)
<b>H</b>	80 Tanner Riley (5-10, 175, Sr.)
<b>LS</b>	89 Garrick Dikos (6-3, 210, Jr.)
<b>SS</b>	58 Josh Keyt (6-1, 240, Jr.)
<b>PR</b>	80 Tanner Riley (5-10, 175, Sr.)
<b>KR</b>	80 Tanner Riley (5-10, 175, Sr.)
	33 Taje High (5-8, 165, Jr.)

### Coaching Staff

Head Coach.....	Trent Miles
Assistant Head Coach/DL:.....	Shannon Jackson
Offensive Coordinator/OL.....	Harold Etheridge
Defensive Coordinator/DB.....	Jesse Minter
Quarterbacks.....	Dave Telford
Running Backs/Special Teams.....	Ronnie Lee
Wide Receivers.....	Steve Watson
Offensive Assistant.....	Alex Sewall
Linebackers/Recruiting.....	P.J. Volker
Outside Linebackers.....	Eric Brown
Defensive Secondary.....	Mike Mickens

## 2012 Indiana State Football Numerical Roster

No.	Name	Pos.	Ht.	Wt.	Cl.	Hometown/Previous School	No.	Name	Pos.	Ht.	Wt.	Cl.	Hometown/Previous School
1	Donald Spencer	WR	6-2	210	Jr.-1L	Ypsilanti, Mich./Michigan State	54	Brady Collins	DE	6-5	230	Fr.-RS	Sunman, Ind./East Central
2	Lucas Hileman	P	6-1	195	Sr.-1L	Anna, Ill./Baylor	55	Connor Underwood	LB	6-3	230	Fr.-RS	Washington, Ill./Washington Community
3	Donovan Layne	DB	5-11	195	So.-1L	Dayton, Ohio/Chaminade-Julienne	56	Justin Wood	OL	6-4	290	Sr.-3L	Greenwood, Ind./Center Grove
5	Calvin Burnett	DB	5-9	160	Jr.-2L	Orlando, Fla./Hofstra	57	Olle Norberg	OL	6-1	310	Jr.-TR	Stockholm, Sweden/CC of San Francisco
6	Othniel Harvey	DB	5-11	190	Jr.-2L	Pahokee, Fla./Pahokee	58	Josh Keyt	DL	6-1	260	Sr.-1L	Greencastle, Ind./Indiana
7	Demory Lawshe	WR	6-1	200	Jr.-2L	Indianapolis, Ind./Lawrence North	59	FN Lutz III	OL	6-3	290	Sr.-3L	West Lafayette, Ind./Harrison
8	Tarris Batiste	DB	6-1	205	Fr.-RS	Irvine, Calif./Cass	60	Garrison McElroy	DL	6-4	285	So.-1L	Noblesville, Ind./Hamilton Heights
9	Richie Dyer	RB	5-10	185	Fr.-RS	Cincinnati, Ohio/Fork Union Military	61	Nathaniel Schuster	OL	6-4	280	Fr.-RS	Terre Haute, Ind./South Vigo
10	Trent Lancaster	QB	6-1	200	Fr.-HS	Brazil, Ind./Northview	62	Evan Borchers	OL	6-2	295	Sr.-3L	Cincinnati, Ohio/Colerain
11	Kendall Walker	LB	6-0	220	Fr.-RS	Cincinnati, Ohio/Moeller	63	Clyde Ignont	OL	6-2	285	Jr.-TR	Antioch, Calif./Diablo Valley College
12	Chris O'Leary	WR	6-2	210	So.-1L	Terre Haute, Ind./North Vigo	64	Adam Masters	OL	6-5	310	So.-1L	Greencastle, Ind./South Putnam
13	Dyris Haywood	WR	5-11	175	Fr.-HS	Belleville, Ill./Central	65	Trea Wilson	DL	6-4	295	Fr.-HS	Whiteland, Ind./Whiteland HS
14	Travis Johnson	QB	6-1	190	Sr.-3L	Marshall, Ill./Marshall	66	Jack Timmons	OL	6-5	320	Fr.-HS	Lafayette, Ind./McCutcheon
15	Mike Perish	DB	6-3	210	So.-TR	Frankfort, Ill./Western Michigan	67	Evan Goebel	OL	6-3	320	Fr.-RS	Newburgh, Ind./Castle
16	Foluke Gordan-Lamar	RB	6-1	230	Fr.-RS	Decatur, Ga./Druid Hills	68	Conlan Cassidy	OL	6-3	280	Fr.-HS	New Hope, Pa./Fork Union Military
17	Cory Fisher	WR	6-2	175	Jr.-TR	Benicia, Calif./Diablo Valley College	69	Paul Patrick	OL	6-7	300	So.-1L	Elwell, Mich./Alma
18	Robert Tonyan, Jr.	QB	6-5	200	Fr.-HS	McHenry, Ill./McHenry East	70	Dakota Vermillion	OL	6-7	300	Fr.-HS	Terre Haute, Ind./North Vigo
19	Aaron Bruning	RB	5-10	175	Fr.-HS	Indianapolis, Ind./Franklin Central HS	71	Alex Ferguson	OL	6-6	285	Fr.-RS	Urbana, Ill./Tolono Unity
20	Dillon Painter	DB	6-2	220	Sr.-3L	Fort Wayne, Ind./Snider	72	Casey Paswater	OL	6-4	290	Sr.-3L	Columbus, Ind./North
21	Mark Sewall	DB	5-10	190	Fr.-RS	Western Springs, Ill./Lyons Township	73	Mitch Disman	OL	6-6	255	Fr.-HS	New Palestine, Ind./New Palestine
22	Shakir Bell	RB	5-8	185	Jr.-2L	Indianapolis, Ind./Warren Central	74	Nick Rice	OL	6-7	360	Fr.-RS	Greenwood, Ind./Greenwood
23	George Cheeseborough	RB	5-7	170	Jr.-2L	Indianapolis, Ind./Warren Central	75	Nick Dachota	OL	6-8	295	Fr.-HS	Chicago, Ill./St. Rita
24	Travis Starks	DB	5-10	180	Fr.-RS	Chicago, Ill./St. Rita of Cascia	76	Jose Flores	OL	6-9	320	Fr.-HS	Fort Wayne, Ind./Snider
25	Phil Wilson	DB	6-0	190	Fr.-HS	Boilingbrook, Ill./Boilingbrook	77	Eric Lalley	DL	6-2	280	Fr.-HS	Cincinnati, Ohio/Moeller
26	Tony Newman	DB	5-10	170	Fr.-HS	St. Louis, Mo./University City	78	Evan Estep	OL	6-5	260	So.-SQ	Mishawaka, Ind./Penn
27	Luke Harris	RB	5-11	230	Jr.-2L	Whiteland, Ind./Whiteland	79	Conrad Nicholls	DL	6-5	240	Fr.-RS	Honolulu, Hawaii/Raytown
28	Johnny Towalid	DB	5-11	170	Sr.-2L	Indianapolis, Ind./Southport	80	Tanner Riley	WR	5-10	180	Jr.-2L	Greenwood, Ind./Center Grove
29	Michael Bonner	DB	6-0	180	Fr.-HS	Dayton, Ohio/Wayne	81	Jeff Burley	WR	5-10	165	Fr.-HS	Merrillville, Ind./Calumet
30	Tsali Lough	DB	5-9	190	Fr.-HS	Terre Haute, Ind./South Vigo	82	Joel Magrum	TE	6-5	215	Fr.-HS	Mokens, Ill./Lincoln-Way
31	Tyler Evans	RB	5-10	185	Fr.-HS	Terre Haute, Ind./South Vigo	83	DeSean Prentice	WR	6-1	200	Fr.-RS	Mishawaka, Ind./Penn
33	Taje High	RB	5-8	165	Jr.-2L	Indianapolis, Ind./Avon	84	Sean Clancy	TE	6-4	225	Fr.-HS	Fishers, Ind./Hamilton Southeastern
34	Jacoby Washington	LB	6-1	235	Sr.-3L	Deltona, Fla./Trinity Christian	85	Barry McCarter	WR	6-2	220	Fr.-RS	Gary, Ind./Gary West Side
35	Jerry Stephen	TE	6-2	240	Fr.-HS	Avon, Ind./Avon	86	Myles Walker	TE	6-8	260	Sr.-SQ	San Antonio, Texas/South Plains JC
36	Kamerin Mitchell	DB	6-2	210	Jr.-2L	Kankakee, Ill./Bishop McNamara	87	Logan Buske	TE	6-3	225	Fr.-RS	Terre Haute, Ind./South Vigo
37	Gerrick Ratliff	LB	6-0	220	Fr.-RS	Chicago, Ill./De La Salle Institute	88	Michael Mardis	TE	6-3	235	Sr.-3L	Terre Haute, Ind./South Vigo
38	George Stone	LB	6-1	215	Fr.-HS	Louisville, Ky./St. Xavier HS	89	Garrick Dikos	TE	6-3	215	Jr.-2L	Mishawaka, Ind./Penn
39	Alex Stowers	DB	5-9	155	Fr.-RS	Indianapolis, Ind./North Central	90	Tyler King	PK	5-9	180	Fr.-HS	Terre Haute, Ind./South Vigo
40	Jess Harris	LB	5-9	200	Fr.-RS	Whiteland, Ind./Whiteland	91	Tyler Boyd	DL	6-2	270	Jr.-2L	Avon, Ind./Avon
41	Jamar Brown	LB	6-5	230	So.-TR	Indianapolis, Ind./Lawrence North	92	Ben Obaseki	DL	6-3	270	Sr.-3L	Washington, Ind./Washington
42	Aynide Ramsey	DB	5-11	185	Fr.-HS	Houston, Texas/Centerville	93	Beau Shields	LB	6-1	210	Fr.-HS	Martinsville, Ind./Martinsville
43	Caleb Cox	LB	6-1	205	Fr.-HS	Brownsburg, Ind./Brownsburg	94	Tanner Fritschle	PK	6-1	195	So.-1L	Washington, Ind./Washington
44	Larry King	DB	6-2	220	Jr.-2L	South Bend, Ind./Riley	95	Tyler Stafford	DL	6-3	255	Jr.-2L	Fortville, Ind./Mount Vernon
45	Josh Scott	DL	6-4	225	Sr.-2L	Redlands, Calif./UTEP	96	Andre Biggers	DL	6-0	240	Jr.-SQ	Michigan City, Ind./Whiteland Community
46	Ian Allen	LB	6-3	230	Fr.-RS	Overland Park, Kan./Blue Valley	97	Jordan Bright	DL	6-7	295	Sr.-3L	Cincinnati, Ohio/Wyoming
47	Alec Lyons	DL	6-3	255	Fr.-HS	Batavia, Ill./Batavia	98	Eric Heidorn	PK	5-8	180	Fr.-HS	Avon, Ind./Avon
48	Austin Wozniak	FB	6-2	240	Jr.-2L	Houston, Texas /Hargrave Military	99	Aaron Archie	LB	6-0	235	Sr.-3L	Detroit, Mich./Cass Tech
49	Sam Makadji	DL	6-3	230	Fr.-HS	Fishers, Ind./Fishers							
50	Zakee Bashir	LB	6-1	240	Jr.-1L	Blacklick, Ohio/Marshall							
51	Tyshon Waller	DE	6-3	250	Fr.-HS	South Holland, Ind./Thornwood							
52	Ahmad Smith	LB	6-2	220	Fr.-HS	McDonough, Ga./Union Grove							
53	Russell Jones	DL	6-1	280	Jr.-TR	San Jose, Calif./Foothill JC							

## The Last Time It Happened

### The Last Time Indiana State ...

**SHUT OUT AN OPPONENT:**

vs. Quincy, 44-0 (2012)

**SHUT OUT TWO CONSECUTIVE OPPONENTS:**

vs. DePauw, 13-0 & at St. Joseph's 16-0 (1962)

**WAS SHUT OUT:**

vs. Southern Illinois, 0-33 (2009)

**SCORED 50-59 POINTS:**

vs. Illinois State, 59-24 (2010)

**ALLOWED 50-59 POINTS:**

56, vs. North Dakota State, 17-56 (2009)

**SCORED 60-69 POINTS:**

66, vs. Southern Illinois, 66-44 (1999)

**ALLOWED 60-69 POINTS:**

62, at Northern Iowa, 7-62 (2009)

**SCORED MORE THAN 70:**

72, vs. Vincennes (1925)

**ALLOWED MORE THAN 70:**

72, vs. Southern Illinois, 72-10 (2007)

**SCORED A SAFETY:**

at North Dakota State (2010)

**ALLOWED A SAFETY:**

at Cincinnati (2010)

**KICKOFF RETURN FOR TD Of 95 + Yards:**

Cornell Johnson, 97 yds vs. Western Illinois (2005)

**KICKOFF RETURN FOR TD OF ANY DISTANCE:**

Tanner Riley, 93 yds vs. Missouri State (2012)

**ALLOWED KICKOFF TD:**

Chaz Powell, at Penn State, 95 yds (2011)

**PUNT RETURN FOR TD:**

Larry Scally, 86 yds vs. St. Joseph's (1996)

**ALLOWED PUNT RETURN TD:**

Eric Davis, 55 yds vs. Missouri State (2006)

**BLOCKED PUNT FOR TD:**

Justin Hilton, vs. St. Joseph's (2010)

**ALLOWED A BLOCKED PUNT RETURN FOR A TD:**

Kevin Jackson, 4 yds vs. North Dakota St. (2009)

**INTERCEPTION RETURN TD OF 100 YARDS:**

Bryan Jackson, 100 yards at Eastern Illinois (2006)

**INTERCEPTION RETURN FOR A TD:**

Johnny Towalid, 78 yards at S. Dakota St. (2011)

**ALLOWED INT RETURN TD:**

Mike McElroy, 35 yards vs. Southern Illinois (2011)

**FUMBLE RETURN FOR TD:**

Donye McCleskey, 47 yds vs. Youngstown State (2008)

**ALLOWED FUMBLE RETURN TD:**

Ken West, 11 yds at Northern Illinois (2006)

**HAD A PLAYER W/ 300 YARDS PASSING:**

330, Ronnie Fouch vs. North Dakota State (2010)

**PLAYER COMPLETE 30+ PASSES:**

32, Blayne Baggett at Missouri State (2005)

**PLAYER COMPLETE 40+ PASSES:**

42, Blayne Baggett vs. Western Illinois (2005)

**PLAYER RUSH FOR 100-149 YDS:**

113, Shakir Bell, vs. Missouri State (2012)

**PLAYER RUSH FOR 150-199 YDS:**

160, Shakir Bell, at Southern Illinois (2012)

**PLAYER RUSH FOR 200-249 YDS:**

221, Shakir Bell, at Western Kentucky (2011)

**PLAYER RUSH FOR 250-299 YDS:**

256, Shakir Bell vs. Youngstown State (2011)

**PLAYER RUSH FOR 300+ YDS:**

349, Shakir Bell vs. Drake (2012)

**PLAYER RUSH FOR 200+ YDS IN CONSECUTIVE GAMES:**

Shakir Bell vs. W. Kent. & Youngstown St. (2011)

**PLAYER RUSH FOR A 90 OR MORE YARD TD:**

91, Ryan Roberts vs. Western Illinois (2009)

**HAD A DEFENSIVE STARTER SCORE AN OFF. TD:**

1 yd, Ben Obaseki vs. Quincy (2012)

**HAD TWO PLAYERS RUSH FOR 100+ YDS:**

Darrius Gates & Shakir Bell vs. Quincy (2010)

**ONE PLAYER WITH 30+ RUSHES:**

33, Shakir Bell at Southern Illinois (2012)

**HAD PLAYER WITH 100-149 RECEIVING YDS:**

103, Justin Hilton vs. North Dakota State (2011)

**HAD PLAYER WITH 150-199 RECEIVING YDS:**

168, Donald Spencer vs. Southern Illinois (2011)

**HAD PLAYER WITH 200-299 RECEIVING YDS:**

253, Chris Johnson vs. Illinois State (1986)

**HAD PLAYER WITH 300+ RECEIVING YDS:**

319, Bill Griffith vs. Evansville (1955)

**HAD PLAYER WITH 10+ PASS RECEPTIONS:**

11, Carl Berman vs. Western Illinois (2005)

**HAD PLAYER WITH 400 YDS TOTAL OFFENSE:**

416, Blayne Baggett at Missouri State (2005)

**HAD PLAYER SCORE 5 TDS IN GAME:**

Darrius Gates vs. South Dakota State (2010)

**HAD PLAYER SCORE 4 TDS IN GAME:**

Shakir Bell vs. Youngstown State (2011)

**HAD PLAYER SCORE 4 TDS IN ONE HALF:**

Shakir Bell vs. Youngstown State (2011) (First Half)

**HAD PLAYER PASS FOR 5 TDS:**

Jeff Miller vs. Ball State (1985)

**HAD PLAYER PASS FOR 4 TDS:**

Ronnie Fouch at Youngstown State (2010)

**HAD PLAYER PASS FOR 4 TDs IN CONSECUTIVE GAMES:**

Ronnie Fouch vs. Quincy & Illinois State (2010)

**HAD PLAYER RUSH FOR 3 TDS:**

Brock Lough, vs. Butler (2011)

**HAD PLAYER RUSH FOR 2 TDS:**

Shakir Bell at Southern Illinois (2012)

**HAD PLAYER CATCH 3 TD PASSES:**

James Braden at Missouri State (2001)

**HAD PLAYER KICK 4 FIELD GOALS:**

Kyle Hooper at Eastern Illinois (2004)

**HAD PLAYER KICK 3 FIELD GOALS:**

Tanner Fritschle vs. Quincy (2012)

**HAD A PLAYER WITH 3 INT:**

John Allman vs. Illinois State (1979)

**HAD A PLAYER WITH 2 INT:**

Calvin Burnett vs. Missouri State (2012)

**BLOCKED A FIELD GOAL:**

Johnny Towalid, at Indiana (2012)

**BLOCKED A FIELD GOAL FOR A TD:**

Never

**BLOCKED PAT RETURN:**

Larry Carter vs. South Dakota (2008)

**DIDN'T PUNT:**

vs. Butler (2011)

**ALLOWED BLOCKED PAT FOR CONVERSION:**

at Kansas State (1991)

**POSTED 500 RUSH YDS:**

1975 vs. Dayton

**POSTED 350 PASS YDS:**

2005 at Missouri State

**GAINED 650+ YDS TOTAL:**

675, at Dayton (1975)

**15 OR MORE PENALTIES:**

17, vs. Illinois State (1994)

**100+ PLAYS:**

100, vs. Central Florida (1984)

**SCORED 9 TDS:**

9, vs. W.V. Tech (1994)

**SCORED 8 TDS:**

8, vs. Illinois State (2010)

**SCORED 7 RUSHING TDS:**

7, vs. St. Joseph's (2010)

### The Last Time An Opponent ...

**HAD 300+ YDS PASSING:**

329, Mike Piatkowski vs. Drake (2012)

**HAD 300+ YDS RUSHING:**

328, Herb Donaldson vs. Western Illinois (2006)

**HAD 150+ YDS RUSHING:**

237, Zach Zenner vs. SDSU (2012)

**HAD 150+ YDS RECEIVING:**

153, James Hardy, at Indiana (2007)

**RUSHED FOR 5 TDS:**

5, Gerald Davis, at Missouri State (2007)

**RUSHED FOR 6 TDS:**

6, Herb Donaldson, at Western Illinois (2006)

## 2012 Season Statistics

Indiana State Overall Individual Statistics (as of Oct 08, 2012)  
All games

Rushing	gp	att	gain	loss	net	avg	td	lg	avg/g
Bell, Shakir	6	152	953	16	937	6.2	8	64	156.2
Cheeseborough,	4	30	174	20	154	5.1	0	53	38.5
Gordon-Lamar, F	4	20	73	3	70	3.5	0	14	17.5
Dyer, Richie	2	13	48	1	47	3.6	1	14	23.5
Wozniak, Austen	6	5	13	0	13	2.6	0	5	2.2
Hileman, Lucas	6	1	12	0	12	12.0	0	12	2.0
Lawshe, Demory	5	1	11	0	11	11.0	0	11	2.2
Spencer, Donald	6	1	7	0	7	7.0	0	7	1.2
Obaseki, Ben	6	1	1	0	1	1.0	1	1	0.2
High, Taje	6	1	1	0	1	1.0	0	1	0.2
TM	5	3	0	6	-6	-2.0	0	0	-1.2
Perish, Mike	6	24	12	120	-108	-4.5	0	7	-18.0
Total	6	252	1305	166	1139	4.5	10	64	189.8
Opponents	6	219	894	95	799	3.6	5	87	133.2

Passing	gp	effic	comp-att-int	pct	yds	td	lg	avg/g
Perish, Mike	6	115.08	86-151-5	57.0	889	7	43	148.2
Johnson, Travis	5	102.50	2-4-0	50.0	25	0	13	5.0
TM	5	0.00	0-2-0	0.0	0	0	0	0.0
Riley, Tanner	6	0.00	0-1-0	0.0	0	0	0	0.0
Bell, Shakir	6	0.00	0-1-0	0.0	0	0	0	0.0
Total	6	111.87	88-159-5	55.3	914	7	43	152.3
Opponents	6	100.05	101-187-9	54.0	1082	4	71	180.3

Receiving	gp	no.	yds	avg	td	lg	avg/g
Mardis, Michael	6	19	264	13.9	2	43	44.0
Lawshe, Demory	5	16	185	11.6	3	26	37.0
Spencer, Donald	6	16	145	9.1	0	22	24.2
Riley, Tanner	6	12	99	8.2	1	19	16.5
Bell, Shakir	6	11	100	9.1	0	34	16.7
Wozniak, Austen	6	5	45	9.0	1	23	7.5
Dikos, Garrick	6	3	25	8.3	0	12	4.2
O'Leary, Chris	6	2	14	7.0	0	9	2.3
Cheeseborough,	4	2	12	6.0	0	13	3.0
Dyer, Richie	2	1	13	13.0	0	13	6.5
Walker, Myles	6	1	12	12.0	0	12	2.0
Total	6	88	914	10.4	7	43	152.3
Opponents	6	101	1082	10.7	4	71	180.3

Punt Returns	no.	yds	avg	td	lg
Riley, Tanner	7	87	12.4	0	18
Total	7	87	12.4	0	18
Opponents	6	58	9.7	0	22

Interceptions	no.	yds	avg	td	lg
Burnett, Calvin	4	53	13.2	0	36
Towalid, Johnny	2	0	0.0	0	0
Sewall, Mark	1	77	77.0	0	77
Layne, Donovan	1	9	9.0	0	9
King, Larry	1	0	0.0	0	0
Total	9	139	15.4	0	77
Opponents	5	66	13.2	0	28

Kick Returns	no.	yds	avg	td	lg
High, Taje	7	171	24.4	0	35
Riley, Tanner	3	147	49.0	1	93
Wozniak, Austen	1	5	5.0	0	5
Total	11	323	29.4	1	93
Opponents	13	255	19.6	0	45

Fumble Returns	no.	yds	avg	td	lg
Total	0	0	0.0	0	0
Opponents	0	0	0.0	0	0

## 2012 Season Statistics

### Indiana State Overall Individual Statistics (as of Oct 08, 2012) All games

Scoring	td	fg	PAT				dpx	saf	pts
			kick	rush	rcv	pass			
Bell, Shakir	8	-	-	-	-	-	-	-	48
Fritschle, Tann	-	9-10	18-18	-	-	-	-	-	45
Lawshe, Demory	3	-	-	-	-	-	-	-	18
Mardis, Michael	2	-	-	-	-	-	-	-	12
Riley, Tanner	2	-	-	-	-	-	-	-	12
Wozniak, Austen	1	-	-	-	-	-	-	-	6
Dyer, Richie	1	-	-	-	-	-	-	-	6
Obaseki, Ben	1	-	-	-	-	-	-	-	6
<b>Total</b>	<b>18</b>	<b>9-10</b>	<b>18-18</b>	<b>-</b>	<b>-</b>	<b>-</b>	<b>-</b>	<b>-</b>	<b>153</b>
<b>Opponents</b>	<b>9</b>	<b>5-11</b>	<b>9-9</b>	<b>-</b>	<b>-</b>	<b>-</b>	<b>-</b>	<b>-</b>	<b>78</b>

Total Offense	g	plays	rush	pass	total	avg/g
Bell, Shakir	6	153	937	0	937	156.2
Perish, Mike	6	175	-108	889	781	130.2
Cheeseborough,	4	30	154	0	154	38.5
Gordon-Lamar, F	4	20	70	0	70	17.5
Dyer, Richie	2	13	47	0	47	23.5
Johnson, Travis	5	4	0	25	25	5.0
Wozniak, Austen	6	5	13	0	13	2.2
Hileman, Lucas	6	1	12	0	12	2.0
Lawshe, Demory	5	1	11	0	11	2.2
Spencer, Donald	6	1	7	0	7	1.2
Obaseki, Ben	6	1	1	0	1	0.2
High, Taje	6	1	1	0	1	0.2
TM	5	5	-6	0	-6	-1.2
<b>Total</b>	<b>6</b>	<b>411</b>	<b>1139</b>	<b>914</b>	<b>2053</b>	<b>342.2</b>
<b>Opponents</b>	<b>6</b>	<b>406</b>	<b>799</b>	<b>1082</b>	<b>1881</b>	<b>313.5</b>

Field Goals	fg	pct.	01-19	20-29	30-39	40-49	50-99	lg	blk
Fritschle, Tann	9-10	90.0	0-0	5-5	3-3	1-2	0-0	45	0

FG Sequence	Indiana State	Opponents
Indiana	(45)	(30),42,46
Quincy	(23),(35),(25)	-
Drake	46,(21),(35)	(22),22
South Dakota State	(25)	(37),33
Southern Illinois	(31)	(27),33
Missouri State	(26)	49,(38)

Punting	no.	yds	avg	lg	tb	fc	i20	50+	blk
Hileman, Lucas	31	1350	43.5	66	2	7	8	12	0
Mardis, Michael	1	41	41.0	41	0	0	0	0	0
TM	1	13	13.0	13	0	0	0	0	1
<b>Total</b>	<b>33</b>	<b>1404</b>	<b>42.5</b>	<b>66</b>	<b>2</b>	<b>7</b>	<b>8</b>	<b>12</b>	<b>1</b>
<b>Opponents</b>	<b>36</b>	<b>1364</b>	<b>37.9</b>	<b>70</b>	<b>1</b>	<b>13</b>	<b>7</b>	<b>3</b>	<b>0</b>

Kickoffs	no.	yds	avg	tb	ob	retn	net	ydln
Fritschle, Tann	29	1846	63.7	16	0			
<b>Total</b>	<b>29</b>	<b>1846</b>	<b>63.7</b>	<b>16</b>	<b>0</b>	<b>19.6</b>	<b>41.1</b>	<b>23</b>
<b>Opponents</b>	<b>20</b>	<b>1239</b>	<b>62.0</b>	<b>9</b>	<b>0</b>	<b>29.4</b>	<b>34.5</b>	<b>30</b>

Numbers in (parentheses) indicate field goal was made.

## 2012 Season Statistics

### Indiana State Game Results (as of Oct 08, 2012) All games

Date	Opponent	Score	Overall	Conference	Time	Attend
Sep 01, 2012	at Indiana	L 17-24	0-1	0-0	3:17	41882
09/08/2012	QUINCY	W 44-0	1-1	0-0	2:40	6294
Sep 15, 2012	DRAKE	W 27-10	2-1	0-0	3:03	7189
* 09/22/12	SOUTH DAKOTA STATE	L 10-24	2-2	0-1	2:45	5291
* 09-29-12	at Southern Illinois	W 24-3	3-2	1-1	3:05	12166
* 10/06/12	MISSOURI STATE	W 31-17	4-2	2-1	2:50	8311

### Indiana State Overall Individual Statistics (as of Oct 08, 2012) All games

All Purpose	g	rush	rcv	pr	kr	ir	total	avg/g
Bell, Shakir	6	937	100	0	0	0	1037	172.8
Riley, Tanner	6	0	99	87	147	0	333	55.5
Mardis, Michael	6	0	264	0	0	0	264	44.0
Lawshe, Demory	5	11	185	0	0	0	196	39.2
High, Taje	6	1	0	0	171	0	172	28.7
Cheeseborough,	4	154	12	0	0	0	166	41.5
Spencer, Donald	6	7	145	0	0	0	152	25.3
Sewall, Mark	6	0	0	0	0	77	77	12.8
Gordon-Lamar,	4	70	0	0	0	0	70	17.5
Wozniak, Austen	6	13	45	0	5	0	63	10.5
Dyer, Richie	2	47	13	0	0	0	60	30.0
Burnett, Calvin	6	0	0	0	0	53	53	8.8
Dikos, Garrick	6	0	25	0	0	0	25	4.2
O'Leary, Chris	6	0	14	0	0	0	14	2.3
Walker, Myles	6	0	12	0	0	0	12	2.0
Hileman, Lucas	6	12	0	0	0	0	12	2.0
Layne, Donovan	5	0	0	0	0	9	9	1.8
Obaseki, Ben	6	1	0	0	0	0	1	0.2
TM	5	-6	0	0	0	0	-6	-1.2
Perish, Mike	6	-108	0	0	0	0	-108	-18.0
Total	6	1139	914	87	323	139	2602	433.7
Opponents	6	799	1082	58	255	66	2260	376.7

## 2012 Season Statistics

Indiana State Overall Defensive Statistics (as of Oct 08, 2012)  
All games

#	Defensive Leaders	gp	Tackles				tfl/yds	Sacks no-yds	Pass defense			Fumbles		blkd	
			ua	a	tot				int-yds	brup	qbh	rcv-yds	ff	kick	saf
99	Archie, Aaron	6	27	46	73	6.0-9	.	.	3	.	.	1	.	.	
34	Washington, Jac	6	23	43	66	3.5-7	1.0-3	.	1	1	1-0	.	.	.	
5	Burnett, Calvin	6	20	14	34	1.0-2	.	4-53	6	1	.	.	.	.	
44	King, Larry	6	13	21	34	1.5-8	.	1-0	2	2	.	.	.	.	
3	Layne, Donovan	5	15	13	28	.	.	1-9	1	.	.	.	.	.	
92	Obaseki, Ben	6	10	17	27	3.5-13	2.0-11	.	.	6	.	1	.	.	
91	Boyd, Tyler	6	10	16	26	.	.	.	.	2	.	.	.	.	
20	Painter, Dillon	5	10	15	25	0.5-0	.	.	2	1	.	.	.	.	
21	Sewall, Mark	6	7	12	19	1.0-2	.	1-77	3	.	.	.	.	.	
55	Underwood, Conn	6	7	12	19	5.5-27	3.0-16	.	3	2	.	.	.	.	
28	Towalid, Johnny	6	5	14	19	.	.	2-0	6	.	1-0	.	1	.	
8	Batiste, Tarris	5	6	10	16	1.0-6	.	.	.	.	.	1	.	.	
97	Bright, Jordan	6	5	9	14	2.0-4	.	.	.	1	.	.	.	.	
50	Bashir, Zakee	6	2	12	14	1.0-10	1.0-10	.	1	1	.	1	.	.	
53	Jones, Russell	6	3	7	10	1.5-1	.	.	.	.	.	.	.	.	
95	Stafford, Tyler	6	3	7	10	1.0-2	1.0-2	.	.	1	.	.	.	.	
79	Nicholls, Conrr	5	2	2	4	.	.	.	.	.	.	.	.	.	
39	Stowers, Alex	5	3	1	4	.	.	.	1	.	.	.	.	.	
40	Harris, Jess	6	3	1	4	.	.	.	.	.	.	.	.	.	
41	Brown, Jamar	6	1	2	3	.	.	.	.	.	.	.	.	.	
6	Harvey, Othniel	6	1	2	3	.	.	.	.	.	.	.	.	.	
11	Walker, Kendall	6	1	2	3	.	.	.	.	.	.	.	.	.	
80	Riley, Tanner	6	1	2	3	.	.	.	.	.	.	.	.	.	
45	Scott, Josh	6	.	2	2	.	.	.	2	.	.	.	.	.	
36	Mitchell, Kamer	6	.	2	2	.	.	.	.	.	.	.	.	.	
88	Mardis, Michael	6	.	1	1	.	.	.	.	.	.	.	.	.	
72	Paswater, Casey	6	1	.	1	.	.	.	.	.	.	.	.	.	
64	Masters, Adam	6	.	1	1	.	.	.	.	.	.	.	.	.	
62	Borchers, Evan	6	.	1	1	.	.	.	.	.	.	.	.	.	
58	Keyt, Josh	6	.	1	1	.	.	.	.	.	.	.	.	.	
56	Wood, Justin	6	.	1	1	.	.	.	.	.	.	.	.	.	
94	Fritschle, Tann	6	1	.	1	.	.	.	.	.	.	.	.	.	
32	Strohm, Andre	3	.	1	1	.	.	.	2	.	.	.	.	.	
22	Bell, Shakir	6	1	.	1	.	.	.	.	.	.	.	.	.	
43	Cox, Caleb	1	1	.	1	.	.	.	.	.	.	.	.	.	
1	Spencer, Donald	6	1	.	1	.	.	.	.	.	.	.	.	.	
Total		6	183	290	473	29-91	8-42	9-139	33	18	2-0	4	1	.	
Opponents		6	174	316	490	41-159	17-121	5-66	16	8	2-0	3	1	.	

## 2012 Game-By-Game Statistics

### Game-by-Game Rushing

Player	IU	QUINCY	DRAKE	SDSU	SIU	MSU	NDSU	WIU	USD	ILS	YSU
	Att.-Yds./TD	Att.-Yds./TD	Att.-Yds./TD	Att.-Yds./TD	Att.-Yds./TD	Att.-Yds./TD	Att.-Yds./TD	Att.-Yds./TD	Att.-Yds./TD	Att.-Yds./TD	Att.-Yds./TD
Bell, S.	24-192/1	19-69/1	33-349/2	18-54/1	33-160/2	25-133/2					
Cheeseborough	DNP	7-72/0	8-11/0	—	5-28/0	10-43/0					
Gordan-Lamar	DNP	10-47/0	6-20/0	—	4-3/0	DNP					
Dyer, R.	DNP	13-47/1	—	—	DNP	DNP					
Wozniak, A.	—	—	—	—	3-10/0	2-3/0					
Hileman, L.	—	—	—	1-12/0	—	—					
Lawshe, D.	—	1-11/0	—	—	DNP	—					
Spencer, D.	1-7/0	—	—	—	—	—					
Obaseki, B.	—	1-1/1	—	—	—	—					
High, T.	1-1/0	—	—	—	—	—					
Perish, M.	6-(-24)/0	3-(-7)/0	2-(-10)/0	6-(-43)/0	3-(-19)/0	4-(-5)/0					

### Game-by-Game Passing (Comp-Att-TD-INT-Yards)

Player	IU	QUINCY	DRAKE	SDSU	SIU	MSU	NDSU	WIU	USD	ILS	YSU
	Comp-Att-TD-INT-Yards	Comp-Att-TD-INT-Yards	Comp-Att-TD-INT-Yards	Comp-Att-TD-INT-Yards	Comp-Att-TD-INT-Yards	Comp-Att-TD-INT-Yards	Comp-Att-TD-INT-Yards	Comp-Att-TD-INT-Yards	Comp-Att-TD-INT-Yards	Comp-Att-TD-INT-Yards	Comp-Att-TD-INT-Yards
Perish, M.	20-31-1-1-211	10-16-2-0-165	7-13-1-1-94	27-46-0-1-219	11-21-1-0-73	11-24-2-2-127					
Johnson, T.	—	2-4-0-0-25	DNP	—	—	—					
Riley, T.	—	—	—	—	—	0-1-0-0-0					

### Field Goals (Made field goals in bold/Missed field goals in italics)

Player	IU	QUINCY	DRAKE	SDSU	SIU	MSU	NDSU	WIU	USD	ILS	YSU
	Made-Missed	Made-Missed	Made-Missed	Made-Missed	Made-Missed	Made-Missed	Made-Missed	Made-Missed	Made-Missed	Made-Missed	Made-Missed
Fritschle, T.	<b>45</b>	<b>23, 35, 25</b>	<b>46, 21, 35</b>	<b>25</b>	<b>31</b>	<b>26</b>					

### Game-by-Game Receiving

Player	IU	QUINCY	DRAKE	SDSU	SIU	MSU	NDSU	WIU	USD	ILS	YSU
	Rec.-Yds./TD	Rec.-Yds./TD	Rec.-Yds./TD	Rec.-Yds./TD	Rec.-Yds./TD	Rec.-Yds./TD	Rec.-Yds./TD	Rec.-Yds./TD	Rec.-Yds./TD	Rec.-Yds./TD	Rec.-Yds./TD
Mardis, M.	6-65/0	3-68/1	1-10/0	5-59/0	1-9/0	3-53/1					
Lawshe, D.	1-16/0	1-21/1	3-48/1	9-62/0	DNP	2-38/1					
Spencer, D.	7-64/0	3-29/0	1-9/0	3-32/0	2-11/0	—					
Riley, T.	—	1-8/0	—	4-44/0	6-40/1	1-7/0					
Bell, S.	4-31/0	1-34/0	2-27/0	3-(-1)/0	—	1-9/0					
Wozniak, A.	1-23/1	—	—	2-14/0	—	2-8/0					
Dikos, G.	1-12/0	—	—	—	2-13/0	—					
O'Leary, C.	—	1-5/0	—	1-9/0	—	—					
Cheeseborough	DNP	—	—	—	—	2-12/0					
Dyer, R.	DNP	1-13/0	—	—	DNP	DNP					
Walker, M.	—	1-12/0	—	—	—	—					

### Game-by-Game Returns

#### Punt Returns

Player	IU	QUINCY	DRAKE	SDSU	SIU	MSU	NDSU	WIU	USD	ILS	YSU
	Att.-Yds.-TD	Att.-Yds.-TD	Att.-Yds.-TD	Att.-Yds.-TD	Att.-Yds.-TD	Att.-Yds.-TD	Att.-Yds.-TD	Att.-Yds.-TD	Att.-Yds.-TD	Att.-Yds.-TD	Att.-Yds.-TD
Riley, T.	—	4-47/0	—	2-32/0	1-8/0	—					

#### Kickoff Returns

Player	IU	QUINCY	DRAKE	SDSU	SIU	MSU	NDSU	WIU	USD	ILS	YSU
	Att.-Yds.-TD	Att.-Yds.-TD	Att.-Yds.-TD	Att.-Yds.-TD	Att.-Yds.-TD	Att.-Yds.-TD	Att.-Yds.-TD	Att.-Yds.-TD	Att.-Yds.-TD	Att.-Yds.-TD	Att.-Yds.-TD
High, T.	2-55/0	1-35/0	2-31/0	2-50/0	—	—					
Riley, T.	1-24/0	—	1-30/0	—	—	1-93/1					
Wozniak, A.	—	—	—	1-5/0	—	—					

## 2012 Game-By-Game Statistics

### Offense

Opponent	WR	LT	LG	C	RG	RT	TB	TE/WR	QB	FB/TE	WR
at Indiana	Spencer, D.	Patrick, P.	Wood, J.	Borchers, E.	Rice, N.	Paswater, C.	Bell, S.	Mardis, M.	Perish, M.	Dikos, G.	Lawshe, D.
Quincy	Spencer, D.	Patrick, P.	Wood, J.	Borchers, E.	Masters, A.	Paswater, C.	Bell, S.	Mardis, M.	Perish, M.	Wozniak, A.	Lawshe, D.
Drake	Spencer, D.	Patrick, P.	Rice, N.	Borchers, E.	Masters, A.	Paswater, C.	Bell, S.	Mardis, M.	Perish, M.	Wozniak, A.	Lawshe, D.
South Dakota State	Spencer, D.	Patrick, P.	Rice, N.	Borchers, E.	Wood, J.	Paswater, C.	Bell, S.	Mardis, M.	Perish, M.	Dikos, G.	Lawshe, D.
at Southern Illinois	Spencer, D.	Patrick, P.	Rice, N.	Norberg, O.	Masters, A.	Paswater, C.	Bell, S.	Mardis, M.	Perish, M.	Wozniak, A.	Riley, T.
Missouri State	Spencer, D.	Patrick, P.	Rice, N.	Borchers, E.	Masters, A.	Paswater, C.	Bell, S.	Mardis, M.	Perish, M.	Wozniak, A.	Dikos, G.

### Defense

Opponent	DE	DT	DT	DE	SLB	MLB	WLB	CB	CB	S	S
at Indiana	Obaseki, B.	Bright, J.	Boyd, T.	Bashir, Z.	Painter, D.	Archie, A.	Washington, J.	Towalid, J.	Burnett, C.	Layne, D.	King, L.
Quincy	Obaseki, B.	Bright, J.	Boyd, T.	Bashir, Z.	Painter, D.	Archie, A.	Washington, J.	Towalid, J.	Burnett, C.	Sewall, M.	King, L.
Drake	Obaseki, B.	Bright, J.	Boyd, T.	Bashir, Z.	Painter, D.	Archie, A.	Washington, J.	Towalid, J.	Burnett, C.	Layne, D.	King, L.
South Dakota State	Obaseki, B.	Bright, J.	Boyd, T.	Bashir, Z.	Painter, D.	Archie, A.	Washington, J.	Towalid, J.	Burnett, C.	Sewall, M.	King, L.
at Southern Illinois	Obaseki, B.	Bright, J.	Boyd, T.	Underwood, C.	Batiste, T.	Archie, A.	Washington, J.	Towalid, J.	Burnett, C.	Layne, D.	King, L.
Missouri State	Obaseki, B.	Bright, J.	Boyd, T.	Underwood, C.	Batiste, T.	Archie, A.	Washington, J.	Towalid, J.	Burnett, C.	Layne, D.	King, L.

### Game-by-Game Defensive Tackles

Player	IU	QUINCY	DRAKE	SDSU	SIU	MSU	NDSU	WIU	USD	ILS	YSU
	Solo-Ast-Total	Solo-Ast-Total	Solo-Ast-Total	Solo-Ast-Total	Solo-Ast-Total	Solo-Ast-Total	Solo-Ast-Total	Solo-Ast-Total	Solo-Ast-Total	Solo-Ast-Total	Solo-Ast-Total
Archie, A.	4-8-12	4-7-11	6-8-14	2-9-11	5-5-10	6-9-15					
Washington, J.	8-5-13	3-6-9	4-10-14	1-9-10	3-6-9	4-7-11					
King, L.	2-3-5	1-1-2	6-2-8	1-9-10	1-2-3	2-4-6					
Burnett, C.	9-1-10	1-2-3	1-3-4	3-3-6	2-3-5	4-2-6					
Layne, D.	6-5-11	DNP	3-2-5	2-0-2	1-2-3	3-4-7					
Obaseki, B.	5-1-6	0-2-2	1-2-3	1-4-5	2-3-5	1-4-5					
Boyd, T.	4-0-4	0-4-4	2-2-4	2-3-5	3-4-7	0-2-2					
Painter, D.	5-7-12	—	2-4-6	2-3-5	DNP	1-1-2					
Underwood, C.	0-3-3	—	3-1-4	2-1-3	1-3-4	1-4-5					
Sewall, M.	1-2-3	3-1-4	0-1-1	1-3-4	2-0-2	1-5-6					
Towalid, J.	0-2-2	2-0-2	3-2-5	0-4-4	0-4-4	0-2-2					
Batiste, T.	DNP	—	0-4-4	0-2-2	3-3-6	3-1-4					
Bright, J.	2-1-3	1-0-1	—	1-2-3	1-2-3	0-4-4					
Bashir, Z.	0-2-2	—	1-2-3	0-2-2	0-4-4	1-2-3					
Jones, R.	1-2-3	0-2-2	0-2-2	1-1-2	1-0-1	—					
Stafford, T.	1-0-1	—	0-2-2	1-0-1	1-1-2	0-4-4					
Nicholls, C.	0-2-2	—	—	—	—	2-0-2					
Stowers, A.	—	3-0-3	—	—	0-1-1	—					
Harris, J.	—	2-0-2	0-1-1	—	1-0-1	—					
Riley, T.	—	—	1-0-1	—	0-1-1	0-1-1					
Harvey, O.	—	—	—	—	0-2-2	1-0-1					
Brown, J.	—	—	—	1-0-1	0-2-2	—					
Walker, K.	—	0-1-1	0-1-1	—	—	1-0-1					
Mitchell, K.	—	0-1-1	—	—	0-1-1	—					
Scott, J.	—	0-2-2	—	—	—	—					
Strohm, A.	—	—	0-1-1	DNP	DNP	DNP					
Borchers, E.	—	—	0-1-1	—	—	—					
Paswater, C.	—	—	—	—	—	1-0-1					
Masters, A.	—	—	—	—	—	0-1-1					
Keyt, J.	—	0-1-1	—	—	—	—					
Wood, J.	—	—	—	—	—	0-1-1					
Spencer, D.	1-0-1	—	—	—	—	—					
Cox, C.	DNP	1-0-1	DNP	DNP	DNP	DNP					
Fritschle, T.	—	1-0-1	—	—	—	—					
Mardis, M.	—	—	0-1-1	—	—	—					
Bell, S.	—	—	—	1-0-1	—	—					

# Indiana State In The NCAA & MVFC Statistical Rankings

## Indiana St. (4 - 2 - 0)

Thru: 10/06/2012 - Week 6

### TEAM RANKINGS

121 teams ranked in Football Championship Subdivision  
10 teams ranked in the Missouri Valley FB Conference

### 2012 SCHEDULE AND RESULTS 4-2 W-2

Missouri Valley FB Conference Record: 2-1

Sat 09/01/2012	@ Indiana *	17 - 24	L
Sat 09/08/2012	QUINCY	44 - 0	W
Sat 09/15/2012	DRAKE	27 - 10	W
Sat 09/22/2012	SOUTH DAKOTA ST.	10 - 24	L
Sat 09/29/2012	@ Southern Ill. *	24 - 3	W
Sat 10/06/2012	MISSOURI ST.	31 - 17	W
Sat 10/13/2012	@ North Dakota St.		
Sat 10/20/2012	@ Western Ill. *		
Sat 10/27/2012	SOUTH DAKOTA		
Sat 11/03/2012	ILLINOIS ST.		
Sat 11/17/2012	@ Youngstown St.		

HOME GAME IN CAPS \* Night Game ^ Neutral Site  
OT Overtime Game

Category	National Rank	Actual	National Leader	Actual	Conf Rank	Missouri Valley FB Conference Leader	Actual
Rushing Offense	29	189.83	Wofford	448.80	4	South Dakota St.	236.40
Passing Offense	100	152.33	Old Dominion	465.00	9	UNI	273.40
Total Offense	73	342.17	Old Dominion	654.20	7	North Dakota St.	449.80
Scoring Offense	60	25.50	Old Dominion	56.20	5	North Dakota St.	44.20
Rushing Defense	36	133.17	Harvard	52.00	6	North Dakota St.	67.60
Pass Efficiency Defense	7	100.04	Jacksonville	72.61	2	South Dakota St.	88.26
Total Defense	16	313.50	North Dakota St.	205.40	4	North Dakota St.	205.40
Scoring Defense	3	13.00	North Dakota St.	8.40	2	North Dakota St.	8.40
Net Punting	7	39.58	Hampton	41.69	2	UNI	41.00
Punt Returns	23	12.43	Southeastern La.	28.00	2	North Dakota St.	17.00
Kickoff Returns	2	29.36	Eastern Wash.	31.80	1	Indiana St.	29.36
Turnover Margin	T-33	.67	Bethune-Cookman	2.50	3	North Dakota St.	2.00
Pass Defense	32	180.33	Jacksonville	127.17	3	North Dakota St.	137.80
Passing Efficiency	81	111.83	Stony Brook	175.42	6	North Dakota St.	167.29
Sacks	86	1.33	Harvard	4.50	8	South Dakota St.	3.60
Tackles For Loss	T-79	4.83	Central Ark.	8.83	7	Illinois St.	7.33
Sacks Allowed	99	2.83	Richmond	.17	9	North Dakota St.	.60

T=tied at this ranking

### PLAYER RANKINGS

Player must have played in 75% of team's games  
Summary of the top 100 national leaders and top 25 conference leaders  
15 categories ranked

Category	Player	National Rank	Actual	National Leader	Actual	Conf Rank	Missouri Valley FB Conference Leader	Actual
Rushing	Shakir Bell	3	156.17	Zenner (South Dakota St.)	215.40	2	Zenner (South Dakota St.)	215.40
Passing Efficiency (Min. 15 Att./Game)	Mike Perish	72	115.08	Essington (Stony Brook)	179.10	6	Jensen (North Dakota St.)	168.96
Total Offense	Shakir Bell	93	156.17	Heinicke (Old Dominion)	503.60	9	Brown (Illinois St.)	269.00
	Mike Perish		130.17			11		
Receptions Per Game	Demory Lawshe		3.20	Lora (Eastern Ill.)	12.00	16	Walker (Illinois St.)	6.50
	Michael Mardis		3.17			T-17		
	Donald Spencer		2.67			25		
Receiving Yards Per Game	Michael Mardis		44.00	Lora (Eastern Ill.)	166.83	15	Walker (Illinois St.)	91.50
	Demory Lawshe		37.00			20		
Interceptions	Calvin Burnett	4	.67	Rankin (Morgan St.)	.80	2	Williams (North Dakota St.)	.75
	Johnny Towalid	T-70	.33			T-7		
	Donovan Layne		.20			T-11		
Punting (Min. 3.6 Punts/Game)	Lucas Hileman	9	43.55	Epperson (Weber St.)	48.00	1	Hileman (Indiana St.)	43.55
Punt Returns (Min. 1.2 Ret./Game)				Shanks (Northern Ariz.)	36.43		Smith (North Dakota St.)	16.00
Kickoff Returns (Min. 1.2 Ret./Game)				Flowers (Morgan St.)	40.38		Tiefenthaler (South Dakota St.)	30.17
Field Goals	Tanner Fritschle	T-11	1.50	Keller (North Dakota St.)	2.00	3	Keller (North Dakota St.)	2.00
Scoring	Shakir Bell	T-31	8.00	Smith (Albany (NY))	12.00	T-4	Keller (North Dakota St.)	11.40
	Tanner Fritschle	T-55	7.50			6		
	Demory Lawshe		3.60			T-24		
All-Purpose Runners	Shakir Bell	6	172.83	Zenner (South Dakota St.)	224.20	2	Zenner (South Dakota St.)	224.20
Sacks	Connor Underwood	T-71	.50	Cole (Maine)	1.40	T-12	Underwood (Illinois St.)	.92
	Ben Obaseki		.33			24		
Tackles	Aaron Archie	6	12.00	McCabe (Georgetown)	13.83	1	Archie (Indiana St.)	12.00
	Jacolby Washington	T-11	11.00			3		
Tackles For Loss	Aaron Archie	T-89	1.00	Pough (Howard)	1.88	T-7	Underwood (Illinois St.)	1.67
	Connor Underwood		.92			T-10		

T=tied at this ranking

# Week 1 Recap -- at Indiana (Sept. 1, 2012)

## Game 1

### Indiana 24, Indiana State 17

September 1, 2012  
 Memorial Stadium  
 Bloomington, Ind.  
 41,882



**BLOOMINGTON, Ind.** - Indiana State struck first at Indiana and had the ball with a chance to tie on the last play of the game, but eventually the Hoosiers walked away with a hard fought 24-17 victory over the Sycamores in front of 41,882 fans at Memorial Stadium.

ISU falls to 0-1 on the young season while Indiana improved to 1-0.

Junior tailback Shakir Bell rushed for 192 yards on 24 carries -- with a 54-yard touchdown, which proved to be a new school record for most rushing yards by a Sycamore ever in a season opening game. It was the 16th 100-yard rushing game by a Sycamore in a season lifter.

Mike Perish made his Sycamore debut and amassed 211 yards through the air on 20-of-31 passing. It was the seventh 200-yard passing game in the history of ISU during a season opener and the first since Reilly Murphy had 235 at Purdue to open the 2006 campaign.

Donald Spencer had seven catches for 64 yards and Michael Mardis recorded six receptions for 65 yards to lead the way.

The Sycamores put five different defenders into double digit tackles with Jacoby Washington leading the way with 13, including one for a loss. Dillion Painter & Aaron Archie recorded 12 while Donovan Layne posted 11 and Calvin Burnett had 10.

Tre Roberson paced the Indiana offense with a 26-of-36 passing performance for 280 yards and one touchdown.

Leading 17-10 at the half, Indiana drove the ball 11 yards and 75 yards over the first 4:55 of the third quarter to extend their advantage to two possessions with a one-yard scoring plunge by quarterback Tre Roberson.

The Sycamores spirit was not dampened by the Hoosier TD as they marched down the field for a 10-play, 76-yard drive which ended with a 23-yard pass from Mike Perish to Austen Wozniak with 5:14 left in the third quarter to trim the Hoosier lead down to 24-17. The catch for Wozniak represented the eighth pass completion in a row for Perish, which is the longest streak for a Sycamore since Ronnie Fouch had 10 in a row and just three short of Jeff Miller's school record set in 1984.


Screen passes to Spencer and Bell from quarterback Mike Perish led to a Shakir Bell rush over left guard for a 54-yard touchdown at the 6:28 mark of the first quarter to give the Sycamores a 7-0 lead.

Indiana got a three-and-out stop on defense and drove into the red zone but this time they had to settle for a 30-yard field goal by Mitch Ewald with 4:45 left in the second quarter to give the Hoosiers a 17-7 lead.

The Sycamores and Hoosiers traded punts and the Sycamores got it 46 seconds on the clock at their own 35-yard line. Bell broke off a pair of long runs to move the ball into Hoosier territory before Perish completed passes to Michael Mardis, Demory Lawshe and Donald Spencer to move inside the IU 30. Tanner Fritschle drilled his first career field goal - a 45-yarder - as the first half clock expired to inch the Sycamores closer at 17-10.

Shakir Bell finished the first half with 145 yards rushing on 14 attempts while Mike Perish was 9-of-13 for 74 yards and Donald Spencer had four catches for 31 yards. Calvin Burnett led the Sycamores with seven total tackles before the break.

"I think our kids will make a big step from this game to the next game, just from the mental standpoint of the game," Miles said.



<b>Indiana State</b>	<b>7</b>	<b>3</b>	<b>7</b>	<b>0</b>	<b>17</b>
<b>Indiana</b>	<b>7</b>	<b>10</b>	<b>7</b>	<b>0</b>	<b>24</b>

**Scoring Summary**

1st	6:28	ISU	Shakir Bell 54-yd run (Fritschle kick) (5-84-2:20)	7-0
1st	5:35	IU	Wynn 71-yd pass from Roberson (Ewald kick) (3-82-0:53)	7-7
2nd	13:53	IU	Houston 15-yd run (Ewald kick) (11-74-3:38)	7-14
2nd	4:45	IU	Ewald 30-yard field goal (17-66-6:54)	7-17
2nd	0:00	ISU	Fritschle 45-yard field goal (8-65-0:46)	10-17
3rd	11:05	IU	Tre Roberson 1-yd run (Ewald kick) (11-75-3:55)	10-24
3rd	5:14	ISU	Wozniak 23-yd pass from Perish (Fritschle kick) (10-76-5:51)	17-24

**Team Statistics**

	ISU	IU
First Downs	19	26
Rushing	8	10
Passing	11	11
Penalty	0	5
Net Yards Rushing	176	171
Rushing Attempts	32	47
Net Yards Passing	211	280
Cmp.-Att.-Int.	20-32-1	26-36-0
Total Offense Yards	387	451
Total Offense Plays	64	83
Fumbles: No.-Lost	1-1	0-0
Penalties: No.-Yards	7-85	8-65
Punts-Yards	5-208	4-128
Avg. Yards Per Punt	41.6	32.0
Punt Returns: No.-Yards	0-0	0-0
Kickoff Returns: No.-Yards	3-189	5-319
Interceptions: No.-Yards	0-0	1-4
Possession Time	27:35	32:08
Third Down Conversions	3-12	10-20
Fourth Down Conversions	1-3	2-3
Red Zone Scores-Chances	0-0	3-3
Sacks By: No.-Yards	0-0	5-26
PAT Kicks	2-2	3-3
Field Goals	1-1	3-3

**Individual Statistics**  
**RUSHING: ISU:** Shakir Bell 24-192, 1 TD; Donald Spencer 1-7; Taje High 1-1; Mike Perish 6-(-24).  
**IU:** D. Roberts 22-67; Tevin Coleman 7-48; S. Houston 10-33, 1 TD; Tre Roberson 7-19, 1 TD; Shane Wynn 1-4.

**PASSING: ISU:** Mike Perish 20-31-1, 211, 1 TD; Team 0-1-0, 0. **IU:** Tre Roberson 26-36-0, 280, 1 TD.

**RECEIVING: ISU:** Donald Spencer 7-64; Michael Mardis 6-65; Shakir Bell 4-31; Austen Wozniak 1-23, 1 TD; Demory Lawshe 1-16; Garrick Dikos 1-12. **IU:** Shane Wynn 6-95, 1 TD; Duwyce Wilson 5-52; Cody Latimer 5-40; Ted Bolser 3-45; Nick Stoner 2-16; J. Chester 1-17; D. Roberts 1-6; Tevin Coleman 1-5; Ricky Jones 1-2; S. Houston 1-2.

## Week 2 Recap -- vs. Quincy (Sept. 8, 2012)

### Game 2

## Indiana State 44, Quincy 0

September 8, 2012

Memorial Stadium

Terre Haute, Ind.

6,294



**TERRE HAUTE, Ind.** -- The Indiana State Sycamores posted their first shutout in 16 seasons by earning a 44-0 victory over Quincy on a sunny afternoon in front of 6,294 fans at Memorial Stadium.

The Sycamore defense allowed just 114 yards of total offense to Quincy in the victory and surrendered only nine first downs to the Hawks. The game marked the first shutout for the Sycamores since a 1996 victory in the season opener against Mars Hill.

Indiana State scored in eight of their first nine offensive possessions, including touchdowns on their first three offensive drives.

The Sycamores completed a pair of long third down conversions on their first drive and capped a seven-play, 59-yard jaunt down the field with a 12-yard touchdown run from Shakir Bell to take a 7-0 lead with 11:16 remaining in the first quarter.

Michael Mardis scored on the first play of the Sycamores' second drive with a 43-yard reception from Mike Perish to make it 14-0.

Ben Obaseki scored his seventh career offensive touchdown with a one-yard touchdown rush with 4:32 remaining in the opening stanza on another seven play drive for the 21-0 lead.

Mark Sewall forced a fumble and Jacolby Washington recovered the ball following the Obaseki touchdown but the Sycamores had to punt the ball at the start of the second quarter. It would be the only offensive drive for the Sycamores for nearly 44 minutes of game time that the Sycamores would not eventually score.

Following a Quincy punt, the Sycamores took over and drove just 13 yards to net a 23-yard field goal by Tanner Fritschle with 11:27 remaining in the first half for the 24-0 lead.

Larry King came down with his first interception of the season with 9:30 remaining in the second quarter and spurred on by a 53-yard rush by George Cheeseborough, the Sycamores drove 71 yards to score on a Perish to Demory Lawshe 21-yard hookup with 6:52 to go before the half for a 31-0 advantage.

Fritschle added his second field goal of the first half -- a 35-yard attempt -- with 1:53 remaining before the break for a 34-0 lead after a 36-yard drive which was set by an eight-yard punt return from Tanner Riley.


The Hawks appeared poised to be moving into scoring position, but Sewall came up big again with his first career interception as the first half clock expired and he returned it 77-yards to the Quincy 18-yard line before the Hawks were flagged for a personal foul which moved the ball to the Quincy nine and the penalty forced an untimed down at the end of the half.

Fritschle stepped up with no time on the clock to drill a 25-yard field goal for a 37-0 lead.

It marked the first time a Sycamore had made three field goals in a game since Cory Little did it last season at Western Kentucky.

The second half saw the Sycamore reserves receive the bulk of the action as the defense got a stop and then Richie Dyer capped off a 13-play, 69-yard drive that chewed up seven minutes of game time with a four-yard touchdown rush for a 44-0 lead.

Cheeseborough led the way for the Sycamores on the ground with 72 rushing yards on seven carries while Bell had 69 rushing yards on 19 carries with a touchdown. Dyer posted 47 rushing yards on 13 carries with a TD and Foluke Gordan-Lamar also had 47 yards on the ground over 10 carries.



Quincy	0	0	0	0	0
Indiana State	21	16	7	0	44

#### Scoring Summary

1st	11:16	ISU	Bell 12-yd run (Fritschle kick) (7-59-3:44)	7-0
1st	9:21	ISU	Mardis 43-yd pass from Perish (Fritschle kick) (1-43-0:09)	14-0
1st	4:23	ISU	Obaseki 1-yd run (Fritschle kick) (7-41-3:10)	21-0
2nd	11:27	ISU	Fritschle 23-yd field goal (6-13-2:30)	24-0
2nd	6:52	ISU	Lawshe 21-yd pass from Perish (Fritschle kick) (5-71-2:11)	31-0
2nd	1:53	ISU	Fritschle 35-yd field goal (8-36-3:00)	34-0
2nd	0:00	ISU	Fritschle 25-yd field goal (1-0-0:00)	37-0
3rd	2:10	ISU	Dyer 4-yd run (Fritschle kick) (13-69-7:00)	44-0

#### Team Statistics

	Quincy	ISU
First Downs	9	21
Rushing	3	10
Passing	3	8
Penalty	3	3
Net Yards Rushing	73	237
Rushing Attempts	31	55
Net Yards Passing	41	190
Cmp.-Att.-Int.	3-22-2	12-20-0
Total Offense Yards	114	427
Total Offense Plays	53	75
Fumbles: No.-Lost	1-1	1-0
Penalties: No.-Yards	9-89	12-115
Punts-Yards	8-307	2-79
Avg. Yards Per Punt	38.4	39.5
Punt Returns: No.-Yards	0-0	4-47
Kickoff Returns: No.-Yards	3-68	1-35
Interceptions: No.-Yards	0-0	2-77
Possession Time	21:30	38:30
Third Down Conversions	2-14	8-16
Fourth Down Conversions	1-2	1-3
Red Zone Scores-Chances	0-1	6-6
Sacks By: No.-Yards	1-7	0-0
PAT Kicks	0-0	5-5
Field Goals	0-0	3-3

#### Individual Statistics

**RUSHING: Quincy:** Merci, R. 17-44; Walker, B. 10-24; Shelby, L. 3-4; Lonergan, N. 1-1. **ISU:** Cheeseborough, George 7-72; Bell, Shakir 19-69, 1 TD; Dyer, R. 13-47, 1 TD; Gordan-Lamar, Foluke 10-47; Lawshe, Demory 1-11; Obaseki, Ben 1-1, 1 TD; Team 1-(-3); Perish, M. 3-(-7).

**PASSING: Quincy:** Chmelik, J. 2-14-0, 26; Lonergan, N. 1-8-2, 15. **ISU:** Perish, Mike 10-16-0, 165, 2 TD; Johnson, Travis 2-4-0, 25.

**RECEIVING: Quincy:** Dickens, J. 2-26; Rose, J. 1-15. **ISU:** Mardis, Michael 3-68, 1 TD; Spencer, Donald 3-29; Bell, Shakir 1-34; Lawshe, Demory 1-21, 1 TD; Dyer, Richie 1-13; Walker, Myles 1-12; Riley, Tanner 1-8; O'Leary, Chris 1-5.

## Week 3 Recap -- vs. Drake (Sept. 15, 2012)

### Game 3

**Indiana State 27, Drake 10**

September 15, 2012

Memorial Stadium

Terre Haute, Ind.

7,189



**TERRE HAUTE, Ind.** - Indiana State junior tailback Shakir Bell rushed for a school and Missouri Valley Football Conference single-game record 349 yards and scored two touchdowns as the Sycamores won their second straight home game, topping the visiting Drake Bulldogs 27-10 Saturday in Memorial Stadium.

Bell scored twice in the third quarter to break open a game that was tied at 10 during the halftime intermission. The first score came on Indiana State's first possession of the second half as Bell broke free down the north sideline and ran 60 yards for the score with 12:54 left. He backed that up with a 48-yard scoring run on the Sycamores second possession of the period to put Indiana State up 24-10 with 10:47 left in the third quarter.

The Sycamore junior broke his own school record of 256 rushing yards in a single game that he established almost a year ago against Youngstown State (Sept. 24, 2011). His 337-yard total also broke the Missouri Valley Football Conference record of Western Illinois' Herb Donaldson who ran for 328 against Indiana State in 2006. The 349-yard single game performance also ranks eighth all-time among FCS schools and is the most yards gained by a running back in a single game this season among Division I schools. Additionally, his 349 yards is the most gained either rushing or receiving by a Sycamore in a game since Bill Griffith gained 319 yards receiving in 1955 against Evansville.

Indiana State fell behind 3-0 in the opening period as Drake's Spencer Lee connected on a 22-yard field goal with 9:12 left in the first quarter. The Sycamores came back on a four play, 61 yard drive in the second quarter that was capped with a 22 yard scoring strike from Mike Perish to Demory Lawshe. Tanner Fritschie booted the point after for a 7-3 Sycamore lead with 7:18 remaining in the half.

Drake countered with a seven yard touchdown pass from Mike Piatkowski to Nick Rosa that capped a seven play, 71 yard drive and put the Bulldogs back in front 10-7 with 3:38 left in the opening half. For the third straight game this season, the Sycamores ended the first half with a field goal as Fritschle was good from 21 yards out to knot the score at 10.

The second half was highlighted by Bell's running and the Sycamore defense keeping the Bulldogs out of the end zone. Indiana State did add a 35 yard field goal with 3:42 left in the game to put the Sycamores up 27-10.

The Sycamore defense has allowed just one offensive touchdown by the opposition in its last nine quarters of action, dating back to the fourth quarter of the season opener at Indiana.

Bell finished the game with 349 yards on 33 carries with two touchdowns. Perish was 7-of-13 passing for 94 yards and one touchdown while Lawshe led the receiving corps with 48 yards on three receptions and a touchdown.

The Sycamore defense was led by Aaron Archie with 14 tackles (six solos) while Jacolby Washington had 14 tackles (four solos).

**T W E N T Y T W E L V E**  
**INDIANA STATE**  
**FOOTBALL**  
**MEMORIAL STADIUM**  
**DRAKE 9.15.12**

**HAMILTON CENTER, INC.**  
www.hamiltoncenter.org  
**GAME SPONSOR**

**SENIOR OFFENSIVE LINE**  
 CASEY PASWATER, FN LUTZ,  
 EVAN BORCHERS, JUSTIN WOOD **2 PM**

<b>Drake</b>	<b>3</b>	<b>7</b>	<b>0</b>	<b>0</b>	<b>10</b>
<b>Indiana State</b>	<b>0</b>	<b>10</b>	<b>14</b>	<b>3</b>	<b>27</b>

#### Scoring Summary

1st	9:12	DU	Spencer Lee 22-yd field goal (11-76-5:48)	0-3
2nd	7:18	ISU	Lawshe 22-yd pass from Perish (Fritschle kick) (4-61-1:17)	7-3
2nd	3:38	DU	Rosa 7-yd pass from Piatkowski (Lee kick) (7-71-3:35)	7-10
2nd	0:00	ISU	Tanner Fritschle 21-yd field goal (11-64-3:32)	10-10
3rd	12:54	ISU	Bell 60-yd run (Fritschle kick) (6-83-2:06)	17-10
3rd	10:47	ISU	Bell 48-yd run (Fritschle kick) (2-56-0:47)	24-10
4th	3:42	ISU	Fritschle 35-yd field goal (7-19-3:46)	27-10

#### Team Statistics

	<b>DRAKE</b>	<b>ISU</b>
First Downs	21	21
Rushing	6	15
Passing	14	5
Penalty	1	1
Net Yards Rushing	43	368
Rushing Attempts	26	50
Net Yards Passing	329	94
Cmp.-Att.-Int.	31-53-1	7-14-1
Total Offense Yards	372	462
Total Offense Plays	79	64
Fumbles: No.-Lost	1-0	1-1
Penalties: No.-Yards	3-37	8-60
Punts-Yards	4-133	3-152
Avg. Yards Per Punt	33.2	50.7
Punt Returns: No.-Yards	1-0	0-0
Kickoff Returns: No.-Yards	3-61	3-61
Interceptions: No.-Yards	1-18	1-0
Possession Time	30:56	29:00
Third Down Conversions	6-16	4-11
Fourth Down Conversions	1-4	1-1
Red Zone Scores-Chances	2-4	2-3
Sacks By: No.-Yards	1-10	2-20
PAT Kicks	1-1	3-3
Field Goals	1-2	2-3

#### Individual Statistics

**RUSHING: DRAKE:** T.J. James 6-29; Trey Morse 7-26; Gary Scott 7-17; Mike Piatkowski 6-(-29).  
**ISU:** Shakir Bell 33-349, 2 TD; Foluke Gordan-Lamar 6-20; George Cheeseborough 8-11; Team 1-(-2); Mike Perish 2-(-10).

**PASSING: DRAKE:** Mike Piatkowski 31-53-1, 329, 1 TD. **ISU:** Mike Perish 7-13-1, 94, 1 TD; Shakir Bell 0-1-0.

**RECEIVING: DRAKE:** Joey Orlando 6-43; Gary Scott 5-83; Nick Rosa 5-60, 1 TD; Alex Cecena 3-30; Kevin Marshall 3-22; J.T. Teague 2-32; Trey Morse 2-13; Jack Schudlach 2-13; Grahm Butler 1-20; T.J. James 1-10; Dan Hohenstein 1-3. **ISU:** Demory Lawshe 3-48, 1 TD; Shakir Bell 2-27; Michael Mardis 1-10; Donald Spencer 1-9.

## Week 4 Recap -- South Dakota State (Sept. 22, 2012)

### Game 4

**South Dakota State 24, Indiana State 10**



September 22, 2012  
 Memorial Stadium  
 Terre Haute, Ind.  
 5,291



**TERRE HAUTE, IND.** - The top two running backs in the Football Championship Subdivision (FCS) faced off inside Memorial Stadium Saturday as South Dakota State's Zach Zenner, the top rusher in FCS, and Indiana State's Shakir Bell, ranked second in the FCS, looked to carry their respective teams to victory.

The day did not go the Sycamores way, however, as South Dakota State posted a 24-10 victory in the opening game of Missouri Valley Football Conference play for both schools.

Bell was held to 54 yards on 18 carries by South Dakota State which is his lowest total since being held to 43 yards at Penn State a year ago. Zenner rushed for 237 yards on 29 carries with 164 of those yards coming on just two plays in the game.



The Jackrabbits opened the scoring on their first possession of the game as Justin Syrovatka connected on a 37-yard field goal with 4:29 left in the opening quarter of action. South Dakota State broke out to a 10-0 lead in the second quarter when Zenner broke through the Sycamore defense and ran 57 yards for a touchdown with 2:47 left in the opening half. Syrovatka was good on the point after.

Indiana State broke into the scoring column late in the first half after getting the ball back with just 32 seconds remaining. The Sycamores moved the ball down to the South Dakota State nine-yard line where Tanner Fritschle connected on a 25-yard field goal as time expired. The boot marks the fourth straight game this season that Fritschle has kicked a field goal to end the first half.

South Dakota State extended their lead to 17-3 late in the third quarter when the Jackrabbits Austin Sumner connected with Seth Daughters on a 23-yard scoring strike with 2:54 left in the quarter.

The Sycamores were able to answer on their next possession although they were stymied and looked like they would have to punt the ball back to the Jackrabbits. However, Sycamore punter Lucas Hileman did not hesitate and took off on a 12-yard run that resulted in an Indiana State first down at the South Dakota State 47.

Mike Perish completed a 21-yard pass to Donald Spencer and a nine-yard completion to Demory Lawshe before the Jackrabbits were called for pass interference which put the ball at the South Dakota State two-yard line. Bell took over from there and pushed his way into the end zone for the touchdown with 21 seconds remaining in the period. Fritschle booted the point after as Indiana State cut the lead to 17-10.

South Dakota State pushed their lead back to 14 points with 6:18 left in the game after Cam Jones rushed in from two yards out for the score. The drive was aided by an 87-yard run by Zenner after the Sycamores had pinned the Jackrabbits back at the SDSU two-yard line following a 48-yard Hileman punt.

South Dakota had 348 yards of offense with 297 rushing yards and 51 passing. Indiana State was held to 242 yards as the Sycamores accumulated just 23 net yards of rushing and had 219 yards passing. Perish was sacked six times in the game in losing 43 yards.

Perish was 27-of-46 for 219 yards and one interception for the Sycamores. Lawshe had seven receptions for 62 yards with Michael Mardis hauling in five passes for 59.

Aaron Archie led the Sycamore defense with 11 tackles while Larry King and Jacolby Washington had 10 each.

<b>SDSU</b>	<b>3</b>	<b>7</b>	<b>7</b>	<b>7</b>	<b>24</b>
<b>Indiana State</b>	<b>0</b>	<b>3</b>	<b>7</b>	<b>0</b>	<b>10</b>

#### Scoring Summary

1st	4:29	SDSU	Syrovatka 37-yd field goal (15-69-6:43)	0-3
2nd	2:47	SDSU	Zenner 57-yd run (Syrovatka kick) (2-58-0:55)	0-10
<b>2nd</b>	<b>0:00</b>	<b>ISU</b>	<b>Fritschle 25-yd field goal (7-25-0:32)</b>	<b>3-10</b>
3rd	2:54	SDSU	Daughters 23-yd pass from Sumner (Syrovatka kick) (9-70-4:44)	3-17
<b>3rd</b>	<b>0:21</b>	<b>ISU</b>	<b>Bell 2-yd run (Fritschle kick) (7-65-2:26)</b>	<b>10-17</b>
4th	6:18	SDSU	Jones 2-yd run (Syrovatka kick) (5-98-1:57)	10-24

#### Team Statistics

	<b>SDSU</b>	<b>ISU</b>
First Downs	14	18
Rushing	10	3
Passing	2	11
Penalty	2	4
Net Yards Rushing	297	23
Rushing Attempts	45	25
Net Yards Passing	51	219
Cmp.-Att.-Int.	6-19-0	27-47-1
Total Offense Yards	348	242
Total Offense Plays	64	72
Fumbles: No.-Lost	1-0	0-0
Penalties: No.-Yards	8-85	6-55
Punts-Yards	8-300	9-369
Avg. Yards Per Punt	37.5	41.0
Punt Returns: No.-Yards	0-0	2-32
Kickoff Returns: No.-Yards	1-20	3-55
Interceptions: No.-Yards	1-28	0-0
Possession Time	31:12	28:48
Third Down Conversions	7-17	4-17
Fourth Down Conversions	0-0	1-3
Red Zone Scores-Chances	2-3	2-3
Sacks By: No.-Yards	6-43	3-11
PAT Kicks	3-3	1-1
Field Goals	1-1	1-1

#### Individual Statistics

**RUSHING: SDSU:** Zach Zenner 29-237, 1 TD; Reggie Gandy 10-58; Cam Jones 1-2, 1 TD; Austin Sumner 5-11. **ISU:** Shakir Bell 18-54, 1 TD; Lucas Hileman 1-12; Mike Perish 6-(-43).

**PASSING: SDSU:** Austin Sumner 6-19-0, 51, 1 TD. **ISU:** Mike Perish 27-46-1, 219; Team 0-1-0.

**RECEIVING: SDSU:** Seth Daughters 2-28, 1 TD; Aaron Rollin 2-17; Brandon Hubert 1-3; Zach Zanner 1-3. **ISU:** Demory Lawshe 9-62; Michael Mardis 5-59; Tanner Riley 4-44; Donald Spencer 3-32; Shakir Bell 3-(-1); Austen Wozniak 2-14; Chris O'Leary 1-9.

## Week 5 Recap -- at Southern Illinois (Sept. 29, 2012)

### Game 5

### Indiana State at Southern Illinois

September 29, 2012

Saluki Stadium

Carbondale, Ill.

12,166



**CARBONDALE, Ill.** -- Indiana State's Shakir Bell scored a pair of rushing touchdowns and Calvin Burnett tallied a pair of interceptions as the Sycamore defense forced three turnovers and did not allow a touchdown to the opposition for the second time this season in earning a 24-3 victory over Southern Illinois in front of 12,166 fans at Saluki Stadium.

Bell finished the contest with 160 yards rushing on 33 carries and a pair of touchdowns, but the big story was the play of the Sycamore defense.

ISU limited the Salukis to just 107 yards of rushing offense and forced a trio of turnovers as the Sycamores have now allowed just three offensive touchdowns in the

last 17 quarters of action, dating back to the fourth quarter of the season opener at Indiana.

The Sycamores broke a nine-game losing streak to Southern Illinois, earning its first victory since a 21-14 decision in 2002 in Carbondale.

Just two carries into the contest, Bell went over the 3,000 rushing yard mark for his career and finished with his 15th career 100-yard rushing game and now has 3,143 yards on the ground during his career. He also needs just 10 more touchdowns rushing to tie the ISU school record of 33.

Southern Illinois drew first blood in the contest with a 27-yard field goal from Austin Johnson with 9:57 left in the first quarter for the quick 3-0 Saluki advantage. The field capped a 12-play, 65-yard drive after the opening kickoff and featured two quarterback sacks by the Sycamore defense inside the Saluki red zone.

The Sycamores finally broke through with 6:19 left in the second quarter on a drive that featured four Tanner Riley pass receptions, including a nine-yarder at the end off a throw from Mike Perish to give ISU a 7-3 advantage. Shakir Bell also broke through with a 26-yard run to move the ball inside the Southern Illinois 20-yard line.

Mike Perish connected on 9-of-10 passes in the first half for 62 yards while Bell had 81 rushing yards and Riley posted six catches for 40 yards.

Bell would get the Sycamore offense untracked in the second half as he scored twice in short yardage situations. His first touchdown came with 13:02 left to go in the contest to stretch the lead out to 14-3. Then Bell went into the end zone for another two-yard touchdown with 9:48 to go to make it 21-3.


Fritschle rounded out the scoring with a 31-yard field goal to give the Sycamores a 24-3 advantage at the 5:12 mark of the fourth quarter as he improved to 8-of-9 on his field goal attempts on the season.

As they have done through each of the first five games this season, the Sycamores were led defensively by Aaron Archie and Jacolby Washington who posted 10 and nine tackles respectively. In fact, the Sycamore defense surrendered over half of the Saluki's total offense on just the first two drives as SIU amassed 138 yards through their first two possessions and were limited to just 117 yards the rest of the way.

Ben Obaseki, Connor Underwood and Jacolby Washington each recorded quarterback sacks in the game. It marked the third consecutive game in which Underwood has posted a sack.

Burnett tied a career high with his two interceptions as he also posted a pair in the 2010 road victory over Youngstown State. ISU's other interception was the first one of sophomore Donovan Layne's career.

Indiana State has now won consecutive road games in MVFC play dating back to last season's road win at Missouri State.



<b>Indiana State</b>	<b>0</b>	<b>7</b>	<b>0</b>	<b>17</b>	<b>24</b>
<b>Southern Illinois</b>	<b>3</b>	<b>0</b>	<b>0</b>	<b>0</b>	<b>3</b>

#### Scoring Summary

1st	9:57	SIU	Austin Johnson 27-yd field goal (12-65-5:03)	0-3
2nd	6:19	ISU	Riley 9-yd pass from Perish (Fritschle kick) (10-74-5:21)	7-3
4th	13:02	ISU	Bell 2-yd run (Fritschle kick) (8-49-2:59)	14-3
4th	9:48	ISU	Bell 2-yd run (Fritschle kick) (4-31-1:12)	21-3
4th	5:12	ISU	Tanner Fritschle 31-yd field goal (5-36-3:05)	24-3

#### Team Statistics

	ISU	SIU
First Downs	17	15
Rushing	12	5
Passing	1	9
Penalty	4	1
Net Yards Rushing	182	107
Rushing Attempts	48	36
Net Yards Passing	73	148
Cmp.-Att.-Int.	11-21-0	13-30-3
Total Offense Yards	255	255
Total Offense Plays	69	66
Fumbles: No.-Lost	1-0	0-0
Penalties: No.-Yards	5-35	8-90
Punts-Yards	9-385	7-266
Avg.. Yards Per Punt	42.8	38.0
Punt Returns: No.-Yards	1-8	2-30
Kickoff Returns: No.-Yards	0-0	4-73
Interceptions: No.-Yards	3-26	0-0
Possession Time	35:49	24:11
Third Down Conversions	2-14	1-13
Fourth Down Conversions	1-1	1-2
Red Zone Scores-Chances	4-4	1-2
Sacks By: No.-Yards	3-11	3-20
PAT Kicks	3-3	0-0
Field Goals	1-1	1-2

#### Individual Statistics

**RUSHING: ISU:** Shakir Bell 33-160, 2 TD; George Cheeseborough 5-28; Austen Wozniak 3-10; Foluke Gordan-Lamar 4-3; Mike Perish 3-(-19). **SIU:** Steve Strother 12-52; Mika'il McCall 11-37; Mulku Kalokoh 6-23; A.J. Hill 1-3; Team 1-(-1); Kory Faulkner 5-(-7).

**PASSING: ISU:** Mike Perish 11-21-0, 73, 1 TD. **SIU:** Kory Faulkner 12-24-3, 137; A.J. Hill 1-6-0, 11.

**RECEIVING: ISU:** Tanner Riley 6-40, 1 TD; Garrick Dikos 2-13; Donald Spencer 2-11; Michael Mardis 1-9. **SIU:** MyCole Pruitt 7-65; John Lantz 2-45; Mika'il McCall 2-20; Luk Standiford 1-11; David Lewis 1-7.

## Week 6 Recap -- Missouri State (Oct. 6, 2012)

### Game 6

**Indiana State 31, Missouri State 17**

October 6, 2012  
 Memorial Stadium  
 Terre Haute, Ind.  
 8,311



**TERRE HAUTE, Ind.** - Indiana State junior running back Shakir Bell moved up to third on the Sycamore all-time rushing yardage list as Indiana State successfully defended their home field and picked up a Homecoming victory with a 31-17 win over Missouri State at Memorial Stadium Saturday.

The win was the third straight Sycamore victory over the Bears, its longest over a league opponent since taking nine in a row versus Southern Illinois from 1994-2002.

Bell rushed for 113 yards in the game to give him 3,256 for his career, surpassing Derrick Franklin who rushed for 3,231 yards (1989-1991). The Sycamore junior also scored a touchdown in the game, his eighth of the season and 24th of his Indiana State career.

The Sycamores won for the fourth consecutive season on Homecoming -- the program's longest such streak of victories in front of the alums since 1975-78. ISU is now 3-1 against Missouri State in Homecoming contests and improved to 47-35-2 all-time on Homecoming.

Mike Perish was 11-of-24 in passing for 127 yards, two touchdowns and two interceptions. Michael Mardis had three receptions for 53 yards and a touchdown while Demory Lawshe had two catches for 38 yards and one touchdown.

Aaron Archie led the Sycamore defense with 15 tackles (six solos) while Jacolby Washington had 11 tackles (four solo).

Missouri State put the first points on the scoreboard when quarterback Ashton Glaser busted through the Sycamore defense on a one yard run with 5:38 left in the opening quarter. Austin Witmer booted the point after for a 7-0 Bears lead.

The Sycamores evened the score on the ensuing kickoff when Tanner Riley took the Bears kickoff at the Indiana State seven, found an opening in the middle of the field and raced untouched 93 yards for the touchdown with 5:27 left. Tanner Fritschle added the point after to tie the game at seven-all. It was ISU's first kickoff return for a touchdown since last year when Leonard Riston went 92 yards to pay dirt versus Butler.

The Sycamores received a big break on the Bears next possession. Missouri State's Vernon Scott broke around the right side of the Sycamore defense for a 25 yard gain but fumbled the ball with Indiana State's Johnny Towalid recovering at the Sycamore 43. Six plays later, Perish connected with Lawshe to complete a 26-yard scoring strike and put Indiana State on top for the first time in the game with 2:16 left in the opening quarter. Fritschle added the point after to put Indiana State up 14-7.

Neither team could dent the goal line in the second quarter.

Missouri State held the Sycamores on their first possession of the second half and forced Indiana State to punt which was tipped by the Bears Matt Swan and went out of bounds at the Indiana State 42. Missouri State was only able to advance to the Indiana State 21 where the Sycamore defense stiffened and the Bears had to settle for a 38-yard Witmer field goal with 8:18 left which cut the Indiana State lead to 14-10.

The Bears moved back in front on their next possession, driving 56 yards in five plays with Kierra Harris connecting on a two-yard scoring strike to Matt Thayer for the touchdown with 4:53 left in the third. Witmer booted the point after for a 17-14 Missouri State lead.

That seemed to ignite the Sycamores who came right back, marching 75 yards in six plays to score on 16-yard pass from Perish to Mardis with 1:23 left in the third. Fritschle added the point after as Indiana State was back on top for good at 21-17. Mardis had a big play that kept that drive early in the possession with a 31-yard completion that gave Indiana State a first down at the Bears 38.

Indiana State extended their lead with their first possession of the fourth quarter, capping a nine-play 69-yard drive with a 24-yard touchdown run by Bell with 9:23 left in the game. Fritschle added the point after as the Sycamores moved out to a 28-17 advantage.

The Sycamores added a 26-yard Fritschle field goal with 2:22 left to push their advantage to 31-17.

TWENTY TWELVE  
**INDIANA STATE FOOTBALL**  
 HOMECOMING

MISSOURI STATE  
**MEMORIAL STADIUM**  
 10.6.12

GAME SPONSOR **3 PM**

**BEN OBASEKI 92**

<b>Missouri State</b>	<b>7</b>	<b>0</b>	<b>10</b>	<b>0</b>	<b>17</b>
<b>Indiana State</b>	<b>14</b>	<b>0</b>	<b>7</b>	<b>10</b>	<b>31</b>

#### Scoring Summary

1st	5:38	MSU	Ashton Glaser 1-yd run (Witmer kick) (8-67-3:42)	0-7
1st	5:27	ISU	Riley 93-yd kickoff return (Fritschle kick)	7-7
1st	2:16	ISU	Lawshe 26-yd pass from Perish (Fritschle kick) (6-57-2:37)	14-7
3rd	8:18	MSU	Witmer 38-yd field goal (7-21-3:20)	14-10
3rd	4:53	MSU	Thayer 2-yd pass from Harris (Witmer kick) (5-56-2:21)	14-17
3rd	1:23	ISU	Mardis 16-yd pass from Perish (Fritschle kick) (6-75-3:30)	21-17
4th	9:32	ISU	Bell 24-yd run (Fritschle kick) (9-69-4:51)	28-17
4th	2:22	ISU	Fritschle 26-yd field goal (15-54-5:58)	31-17

#### Team Statistics

	MSU	ISU
First Downs	12	17
Rushing	3	9
Passing	9	5
Penalty	0	3
Net Yards Rushing	108	153
Rushing Attempts	34	42
Net Yards Passing	233	127
Cmp.-Att.-Int.	22-27-3	11-25-2
Total Offense Yards	341	280
Total Offense Plays	61	67
Fumbles: No.-Lost	2-1	1-0
Penalties: No.-Yards	8-70	1-5
Punts-Yards	5-230	5-211
Avg.. Yards Per Punt	46.0	42.2
Punt Returns: No.-Yards	3-28	0-0
Kickoff Returns: No.-Yards	1-21	1-93
Interceptions: No.-Yards	2-16	3-36
Possession Time	27:04	32:56
Third Down Conversions	7-14	4-15
Fourth Down Conversions	0-0	2-2
Red Zone Scores-Chances	3-3	2-3
Sacks By: No.-Yards	1-15	0-0
PAT Kicks	2-2	4-4
Field Goals	1-2	1-1

#### Individual Statistics

**RUSHING: MSU:** Ryan Heaston 17-38; Vernon Scott 6-37; Kierra Harris 8-32; Cal Schaffitzel 1-1; Ashton Glaser 2-0, 1 TD. **ISU:** Shakir Bell 25-113, 1 TD; George Cheeseborough 10-43; Austen Wozniak 2-3; Team 1-(-1); Mike Perish 4-(-5).

**PASSING: MSU:** Kierra Harris 12-15-1, 131, 1 TD; Ashton Glaser 10-12-2, 102. **ISU:** Mike Perish 11-24-2, 127, 2 TD; Tanner Riley 0-1-0, 0.

**RECEIVING: MSU:** Dorian Buford 8-56; Cadarriu Dotson 3-59; Julian Burton 3-56; Ryan Heaston 3-30; Matt Thayer 3-18, 1 TD; Tre Kelley 1-9; Jarvis Jones 1-5. **ISU:** Michael Mardis 3-53, 1 TD; Demory Lawshe 2-38, 1 TD; George Cheeseborough 2-12; Austen Wozniak 2-8; Shakir Bell 1-9; Tanner Riley 1-7.