

Indiana State Football

Indiana State Athletics Media Relations Office

Ace Hunt, Media Relations Director ■ ace.hunt@indstate.edu
401 N Fourth Street, Room 101B, Terre Haute, IN 47809
Office: 812-237-4161 ■ Cell: 812-243-5568 ■ Fax: 812-237-4193
Assistant Football Contact: Danny Pfrank (danny.pfrank@indstate.edu)
Assistant Football Contact: Blaine Kinsey (bkinsey1@indstate.edu)



Indiana State (3-2, 1-1 MVFC)
SYCAMORES

| Date | Opponent | Time/Result |
|-----------------|-----------------------------|------------------|
| Sept. 1 | at Indiana | L, 17-24 |
| Sept. 8 | Quincy | W, 44-0 |
| Sept. 15 | Drake | W, 27-10 |
| Sept. 22 | South Dakota State * | L, 10-24. |
| Sept. 29 | at Southern Illinois * | W, 24-3 |
| Oct. 6 | Missouri State * | 3:05 p.m. |
| Oct. 13 | at North Dakota State * | 4:00 p.m. |
| Oct. 20 | at Western Illinois * | 7:00 p.m. |
| Oct. 27 | South Dakota * | 2:05 p.m. |
| Nov. 3 | Illinois State * | 2:05 p.m. |
| Nov. 17 | at Youngstown State * | 2:00 p.m. |

* Missouri Valley Football Conference Game
• All Times Eastern



Missouri State (0-5, 0-2 MVFC)
BEARS

| Date | Opponent | Time/Result |
|-----------------|---------------------------------|------------------|
| Sept. 1 | at Kansas State | L, 9-51 |
| Sept. 8 | at Louisville | L, 7-35 |
| Sept. 15 | Murray State | L, 23-28 |
| Sept. 22 | Southern Illinois * | L, 6-14 |
| Sept. 29 | at South Dakota State * | L, 7-17 |
| Oct. 6 | at Indiana State * | 3:05 p.m. |
| Oct. 13 | vs. South Dakota * | 2:00 p.m. |
| Oct. 20 | at Illinois State * | 2:00 p.m. |
| Oct. 27 | vs. Western Illinois * | 2:00 p.m. |
| Nov. 3 | vs. North Dakota State * | 2:00 p.m. |
| Nov. 17 | at Northern Iowa * | 5:00 p.m. |

*Denotes Missouri Valley Football Conference Game
All Times Eastern

Sycamores To Battle Missouri State In Annual Homecoming Contest

SETTING THE STAGE

The fifth season of the Trent Miles era continues on Saturday, October 6, as the Sycamores return home in Missouri Valley Football Conference play for the annual Homecoming contest against Missouri State. Saturday's game is set for a 3:05 p.m. (ET) kickoff at Memorial Stadium (12,764). The game will be broadcast live world-wide on Sycamore Vision, a pay-per-view web stream service on GoSycamores.com with Brian Fritz (pbp) and Tom James (color) on the call. The game will also air live on WIBQ (98.5 FM), with Fritz and James calling the action for the Nelligan Sports Marketing Radio Network. Action can be heard live worldwide on GoSycamores.com. Information on how to subscribe the web stream can be found on page 2 of this release.

THE MISSOURI STATE SERIES

Missouri State leads the all-time series against Indiana State by a 16-10 margin as the two teams will be meeting for the 27th time on the gridiron, all in Missouri Valley Football Conference play. The Sycamores hold a 7-6 advantage in games played at Memorial Stadium while the Bears hold a 10-3 lead in games played in Springfield. The Sycamores hold a two game winning streak over Missouri State and with a victory on Saturday would own a three game winning streak versus the Bears for the first time in series history.

THE COACHES

INDIANA STATE: Trent Miles (Indiana State '87)

- Overall: 16-34 (5th Season)
- at Indiana State: 16-34 (5th Season)
- vs. SIU: 2-2
- vs. Missouri Valley Football Conference: 10-24

MSU: Terry Allen (Northern Iowa, '79)

- Overall: 120-105 (20th Season)
- at MSU: 25-46 (7th Season)
- vs. Indiana State: 10-4
- vs. Missouri Valley Football Conference: 54-37

QUICK HITS

- The Indiana State defense has allowed just three offensive touchdowns to the opposition in its last 17 quarters of action, including not only allowing any touchdowns against Quincy or Southern Illinois and its 12.2 ppg allowed average is ranked second in the MVFC and nationally behind North Dakota State.
- Shakir Bell raced for 160 yards on the ground against Southern Illinois which put him over the 3,000 rushing yards career mark just 27 games in his career. He is just the fourth Sycamore to reach that career milestone. He needs only 88 more rushing yards to top Derrick Franklin for third on the ISU all-time chart.

ON THE AIR

National Television

Sycamore Vision
Play-By-Play: Brian Fritz
Analyst: Tom James
Online: GoSycamores.com



Radio

Nelligan Sports Marketing Radio Network
Flagship: WIBQ 98.5 FM
Play-By-Play: Brian Fritz
Analyst: Tom James
Online: GoSycamores.com



Media Services

GoSycamores.com

The Official Online Home of Sycamore Athletics

ISU Athletics and Sycamore football information can be accessed online at all times. Complete statistics, notes, recaps, features and archives, as well as live video, are available at GoSycamores.com.

Social Media

Indiana State football information can be found on facebook.com/Sycamores as well as twitter.com/IndianaStateFB & IndStAthletics

Radio Show

Head coach Trent Miles will join play-by-play voice Brian Fritz every Monday for the Trent Miles Radio Show at 6:00 p.m. The show will take place live from Beef O' Brady's in Terre Haute and will air on WIBQ 98.5 FM in the Wabash Valley.

Interview Availability

Each day on game weeks, ISU players will be available at Memorial Stadium 30 minutes after each practice session. Coach Trent Miles will be available at this time or upon prior arrangements with the ISU Athletics Media Relations Office. Please call Ace Hunt at (812) 237-4161 to confirm practice times or schedule an interview with Coach Miles or the Sycamore student-athletes through the week. All interviews are to be coordinated through the Media Relations Office. This allows the staff to arrange the interview when it best suits the student athlete's and reporter's schedules. Please contact the Media Relations Office in advance to make your interview requests. **Media are not permitted to contact student-athletes on their own at any time.**

MVFC Teleconference

All nine league head coaches are available on the league's weekly coaches' teleconference on Tuesday's during the regular season. The call begins at 11:00 a.m. and coach Miles will make his weekly appearance beginning at 11:25 a.m. Media members may call 877-393-4731 to join the teleconference.

Postgame Policies

Ace Hunt will coordinate all postgame interviews for the Sycamores, as the locker room is closed to media. On the road, Coach Miles and selected players will be made available after a brief cooling off period in an area outside the locker room or a space designated by the host school. At home, both team's head coaches as well as selected players will be made available in the interview area located inside the Memorial Stadium Fieldhouse.

The Indiana State Head Coach

Indiana State head coach Trent Miles (Indiana State, 1987) is 16-34 (.320) overall in his fifth season as a head coach, all with the Sycamores. He is 10-24 all-time in MVFC games, including a 6-11 mark at home and a 4-13 mark on the road. During his career, he is 11-14 in all home games, 5-20 on the road and 3-3 in games decided by three points or less. Miles is 2-2 all-time against Missouri State, and is 1-1 against the Bears at home. With the Trees, Miles is 1-2 in overtime games, and 1-5 in shutouts. Saturday's game is Trent Miles' 51st as Indiana State head coach.

The Missouri State Head Coach

Missouri State is led by the dean of coaches in the Missouri Valley Football Conference as head coach Terry Allen in his 20th season, having coached for both Northern Iowa and Missouri State as well as Kansas. Allen is 120-105 as a head coach, including a mark of 25-46 in his seventh season with the Bears. Allen owns a career record of 54-37 against teams in the MVFC.

Scouting The Bears

Missouri State is 0-5 on the season, having taken a pair of losses against teams from the Football Bowl Subdivision against nationally-ranked opponents in Kansas State and Louisville. The Bears dropped their home opener against Murray State and also fell in their league opener to Southern Illinois. Last week, Missouri State lost on the road to South Dakota State by the score of 17-7. MSU signal caller Ashton Glaser is 99-of-191 passing on the year for 1057 yards and two touchdowns while Ryan Heaston has gained 377 yards on 64 attempts.

A Little History

This marks the 108th season of football at Indiana State, dating back to 1896. The University did not field teams from 1899 to 1900, 1908 or from 1910 to 1919. ISU owns an all-time record of 354-476-22 and is competing for the 27th consecutive season as a member of the MVFC.

Television Particulars

The Missouri State home game will be broadcast live on the internet by Sycamore Vision, which is a pay-per-view web stream service of GoSycamores.com. Fans should go to the web stream information section of GoSycamores.com for subscription information.

Sycamores Host 84th Homecoming Contest Against Missouri State

It's Homecoming on the Indiana State campus this week as the Sycamores host Missouri State on Saturday to cap off a week full of festivities. The contest between Missouri State and Indiana State is the 84th Homecoming football game to be played at ISU. All-time, the Sycamores are 46-35-2 in Homecoming games, including a mark of 2-1 versus the Bears. The last time MSU was the Sycamores' Homecoming opponent came in 2006, when the Sycamores earned a 28-22 victory to break a 24-game losing skid. ISU has won its last three Homecoming games, a streak that is the longest for the Sycamores since a similar span from 1976-78.

Shakir Bell Leads The Sycamores With 160 Rushing Yards In Win At Southern Illinois

Shakir Bell tied a season-high with 33 attempts and led the Sycamores with 160 yards on the ground as ISU won on the road at Southern Illinois by the score of 24-3 on Saturday evening. Bell went over the 3,000 rushing yard mark for his career on his second carry of the game -- a nine-yard rush and is just the fourth Sycamore to reach that career milestone. He added a pair of rushing touchdowns in the fourth quarter of the contest, both of which were from two yards out to help run a 7-3 Sycamore lead out to a 21-3 advantage. His long run of 26 yards came in the game's second quarter with the Sycamores trailing 3-0 and help set up a nine-yard touchdown pass from Mike Perish to Tanner Riley. The 160 yards for Bell marked the 15th time that he has reached the 100-yard standard during his career and his tied for his eighth-best single-game performance during his career.

Calvin Burnett With Two Interceptions In A Game For Second Time During Career

Calvin Burnett tallied five total tackles and a quarterback hurry but it was his two interceptions that helped shape the Sycamores' 24-3 victory at Southern Illinois on Saturday evening. His first interception came with the Salukis already owning a 3-0 advantage late in the first quarter and they were driving for third time in the contest. With the ball near midfield, Burnett made a play on a long pass over the middle of the field and posted the interception after laying out for the ball on the 10-yard line. Then with the Sycamores holding a 21-3 lead with five minutes gone in the fourth quarter, Burnett picked off his second Saluki pass at the ISU 33-yard line and posted a return of 17 yards to midfield. That interception set up a Tanner Fritschle field goal with 5:12 remaining which put the game out of reach at 24-3. Burnett tied a career-high with two pass interceptions with his other double interception performance coming on the road at Youngstown State in November of 2010.

Hileman Flips The Field Position Battle Versus The Salukis

While the Sycamore defense was stout against Southern Illinois in the 24-3 road victory over the Salukis, it was the play of senior Lucas Hileman at the punter position that was key in the victory. Hileman punted nine times in the game for 385 yards, an average of 42.8 yards per punt. He pinned SIU inside their own 20-yard line twice and booted a long of 66 yards as well. Hileman also had a punt of over 70 yards wiped out late in the second quarter as ISU was backed up near their own end zone. Hileman boomed the punt despite kicking from behind the goal line, it went over 70 yards in the air and absorbed a roughing the kicker penalty which kept the ISU drive alive before the half.

Connor Underwood Paces The Team In Quarterback Sacks

Connor Underwood earned his first career start at the defensive end for the Sycamores as ISU posted a 24-3 road victory over Southern Illinois. Underwood responded with a four tackle performance, including a quarterback sack in the first quarter which stopped a Saluki drive which had reached the red zone and forced them to settle

An Indiana State Win Over Missouri State Would ...

- Give the Sycamores a 2-1 start to MVFC play for the third consecutive season, and just the ninth time ever.
- Improve the Sycamores to 16-11 all-time against Missouri State, including a mark of 8-6 inside Memorial Stadium and give them their first-ever three game winning streak over the Bears.
- Give the Sycamores their fourth consecutive victory in the annual Homecoming contest.
- Give Indiana State a 4-2 start to the season for the third consecutive year.

for their lone field goal of the contest. His quarterback sack at SIU marked the third consecutive week in which he has tallied one and gives him the team led for the most on the team this season with three.

Sycamores Have Now Won Back-To-Back Road MVFC Games For First Time In 16 Seasons

Indiana State earned a 24-3 road victory in league play over Southern Illinois on September 29 which broke a nine-game losing streak to the Salukis, including a four in a row in Carbondale. ISU had last won over a Southern Illinois team when Julian Reese led the Sycamores to a 21-14 victory at old McAndrew Stadium in 2002. The victory also gives the Sycamores two road MVFC wins in a row dating back to the road finale in 2011 at Missouri State. Since snapping a losing streak of over 30 games on the road in league play with a victory over Youngstown State in 2010, Indiana State is now 4-3 away from Memorial Stadium in the MVFC. Prior to the current string of back-to-back MVFC road victories, the last time the Sycamores accomplished that feat came in 1996 with consecutive road wins over Western Illinois and Southern Illinois.

Shakir Bell Becomes Fourth Sycamore To Reach 3,000 Career Rushing Yard Mark

Shakir Bell became just the fourth Sycamore to reach the 3,000 rushing yard mark for his career on a nine-yard carry in the first quarter of the road victory over Southern Illinois on September 29. Bell has moved into ISU's top four for career rushing yards with his 3,143 career total. Bell currently sits 88 yards behind Derrick Franklin for third on the all-time list. Bell has reached 100 yards rushing in 15 of his 27 career games and his 349 yards against Drake are a new MVFC and ISU school record while his 192 yards against Indiana were the most ever by a Sycamore in a season opener and the seventh-best rushing mark for Bell in a single game during his career. Vincent Allen (4,335 yards from 1973-77) and David Wright (4,181 yards from 1992-95) also sit ahead of Bell on the ISU all-time career rushing list.

Sycamore Defense Second Nationally In Points Allowed Per Game

The Sycamore defense has been outstanding so far this season, allowing just 61 points over the first five games, including the program's first shutout since 1996 with the 44-0 victory over Quincy on September 8. ISU has allowed just three offensive touchdowns to the opposition in the last 17 quarters of action. ISU is allowing a paltry 12.2 points per game, which ranks second in the MVFC to North Dakota State and is also second best nationally to the Bison. North Dakota State is limiting its opponents to just 8.75 points per game through four contests.

Aaron Archie Leading The Way For The Sycamore Defense

Indiana State senior linebacker Aaron Archie has reached double figure totals in tackles in each of the Sycamores' first five games this season and leads the team with a 11.4 tackles per game average. His total is tied for the most in the Missouri Valley Football Conference and is the ninth-best figure nationally. The Indiana State defense has allowed just three offensive touchdowns to the opposition in its last 17 quarters of action, including not only allowing any touchdowns against Quincy or Southern Illinois and its 12.2 ppg allowed average is ranked second in the MVFC and nationally behind North Dakota State.

Fritschle Honored By The Fred Mitchell Award Committee For September Performance

Indiana State sophomore kicker Tanner Fritschle has been very effective at the kicking position this year, hitting 8-of-9 field goal attempts and is a perfect 14-of-14 on PAT's so far through five contests. For his efforts, he has been honored by The Fred Mitchell Award Committee for one of the best national performances by a kicker in the month of September. He is one of 31 kickers to earn the distinction. The Washington, Ind., native made a field goal as the clock reached 0:00 heading into halftime in each of the first four games this season.

Bell Sets MVFC & ISU Rushing Records In Victory Over Drake

Indiana State junior running back Shakir Bell etched his name in both the Missouri Valley Football Conference and Indiana State record books yet again on September 15 when he gained 349 yards on the ground to set both the school and conference single-game rushing record against Drake. For his efforts, Bell was named both the MVFC Offensive Player Of The Week and The Sports Network National Offensive Player Of The Week. His 349-yard rushing effort is the highest single-game total so far this season for both FBS and FCS and is the eighth-highest total ever in FCS history. Evan Borchers Was Named The MVFC Offensive Lineman Of The Week following Bell's performance against Drake.

Shakir Bell Named To Walter Payton Award Watch List

Indiana State junior running back Shakir Bell is among 20 student-athletes selected by The Sports Network for the publication's 2012 Walter Payton Award Watch List. The Walter Payton Award is presented following the season to the nation's most outstanding player at the Football Championship Subdivision level. Bell tied for second for the prestigious award following his standout sophomore season, a year that saw the Indianapolis,

National Polls

The Sports Network -- Top 25 (October 1, 2012)

| Team | Record | Points | LW |
|---|------------|--------------|-----------|
| 1. North Dakota State Bison (156) | 4-0 | 4,204 | 1 |
| 2. Montana State Bobcats (6) | 5-0 | 3,974 | 2 |
| 3. Youngstown State Penguins (7) | 4-0 | 3,857 | 3 |
| 4. Old Dominion Monarchs | 5-0 | 3,691 | 4 |
| 5. James Madison Dukes | 3-1 | 3,380 | 5 |
| 6. Wofford Terriers | 4-0 | 3,321 | 6 |
| 7. Eastern Washington Eagles | 3-1 | 3,157 | 7 |
| 8. Georgia Southern Eagles | 3-1 | 2,663 | 10 |
| 9. Sam Houston State Bearkats | 2-2 | 2,602 | 9 |
| 9. Illinois State Redbirds | 5-0 | 2,602 | 13 |
| 11. Lehigh Mountain Hawks | 5-0 | 2,120 | 15 |
| 12. Towson Tigers | 2-2 | 2,076 | 12 |
| 13. Stony Brook Seawolves | 4-1 | 2,036 | 18 |
| 14. New Hampshire Wildcats | 3-2 | 1,847 | 20 |
| 15. Appalachian State Mountaineers | 3-2 | 1,789 | 17 |
| 16. Delaware Blue Hens | 4-1 | 1,697 | 8 |
| 17. Eastern Kentucky Colonels | 4-1 | 1,479 | 19 |
| 18. Northern Arizona Lumberjacks | 4-1 | 1,234 | 22 |
| 19. The Citadel Bulldogs | 3-2 | 1,192 | 11 |
| 20. Cal Poly Mustangs | 4-0 | 1,172 | 23 |
| 21. McNeese State Cowboys | 4-1 | 723 | 24 |
| 22. Northern Iowa Panthers | 1-4 | 691 | 14 |
| 23. South Dakota State Jackrabbits | 4-1 | 618 | 25 |
| 24. Central Arkansas Bears | 3-2 | 602 | 16 |
| 25. Harvard Crimson | 3-0 | 426 | NR |

Others receiving votes: Tennessee State 400, Albany 266, Montana 261, Stephen F. Austin 119, Samford 119, Alabama A&M 114, Villanova 102, **Indiana State 67**, North Dakota 56, Richmond 47, Jacksonville State 32, Eastern Illinois 27, Bethune-Cookman 25, UT Martin 25, Sacramento State 23, Chattanooga 22, Tennessee Tech 19, Howard 13, Southern Utah 8, Jacksonville 8, Southeastern Louisiana 6, Duquesne 5, Brown 4, Lafayette 2, Arkansas-Pine Bluff 1, **South Dakota 1**.

FCS Coaches Poll -- Top 25 (October 1, 2012)

| Team | Record | Points | LW |
|-----------------------------------|------------|------------|-----------|
| 1. North Dakota State (26) | 4-0 | 650 | 1 |
| 2. Montana State | 5-0 | 616 | 2 |
| 3. Youngstown State | 4-0 | 597 | 3 |
| 4. Old Dominion | 5-0 | 578 | 4 |
| 5. Wofford | 4-0 | 534 | 5 |
| 6. James Madison | 3-1 | 506 | 6 |
| 7. Eastern Washington | 3-1 | 486 | 7 |
| 8. Georgia Southern | 3-1 | 450 | 9 |
| 9. Sam Houston State | 2-2 | 415 | 10 |
| 10. Lehigh | 5-0 | 406 | 11 |
| 11. Illinois State | 5-0 | 396 | 12 |
| 12. Towson | 2-2 | 315 | 13 |
| 13. Stony Brook | 4-1 | 309 | 18 |
| 14. Appalachian State | 3-2 | 294 | 16 |
| 15. Delaware | 4-1 | 278 | 8 |
| 16. Eastern Kentucky | 4-1 | 241 | 19 |
| 17. New Hampshire | 3-2 | 227 | 22 |
| 18. McNeese State | 4-1 | 198 | 21 |
| 19. Cal Poly | 4-0 | 167 | 23 |
| 20. Central Arkansas | 3-2 | 121 | 14 |
| 21. Northern Arizona | 4-1 | 117 | NR |
| 22. The Citadel | 3-2 | 114 | 15 |
| 23. Harvard | 3-0 | 108 | 24 |
| 24. Tennessee State | 5-0 | 82 | NR |
| 25. Northern Iowa | 1-4 | 60 | 17 |

Others receiving votes (points in parentheses): Albany (59), Montana (35), Alabama A&M (20), **South Dakota State (18)**, Jacksonville State (12), **Indiana State (10)**, Stephen F. Austin (9), Samford (7), North Dakota (7), Eastern Illinois (5), Villanova (3).

2012 Opponents & MVFC Members in Bold

Series History with Missouri State

Indiana State Trails 10-16

Home: 7-6 • Away: 3-10 • Neutral: 0-0

| Year/Date | W/L/T | Score | Home/Away |
|-----------|-------|------------|-----------|
| 09/13/86 | W | 14-10 | H |
| 10/03/87 | L | 0-42 | A |
| 10/08/88 | W | 27-24 | H |
| 09/09/89 | L | 10-31 | A |
| 09/15/90 | L | 26-33 | H |
| 10/19/91 | L | 19-68 | A |
| 11/11/92 | W | 31-28 | H |
| 09/25/93 | L | 21-31 | A |
| 10/22/94 | L | 7-10 | H |
| 10/07/95 | W | 16-9 | A |
| 11/16/96 | L | 12-27 | H |
| 10/11/97 | L | 7-22 | A |
| 10/17/98 | W | 24-14 | H |
| 11/20/99 | L | 14-31 | A |
| 10/07/00 | L | 7-24 | H |
| 10/20/01 | W | 25-19 | A |
| 10/12/02 | W | 23-20 | H |
| 11/01/03 | L | 10-45 | A |
| 10/16/04 | L | 28-31 | H |
| 10/29/05 | L | 27-31 | A |
| 10/21/06 | W | 28-22 | H |
| 10/27/07 | L | 7-63 | A |
| 11/22/08 | L | 24-27 (ot) | H |
| 11/07/09 | L | 7-31 | A |
| 10/16/10 | W | 38-35 (ot) | H |
| 11/12/11 | W | 28-20 | A |

Highlights in the ISU-MSU Series

- First Meeting: 09/13/86 / Home / ISU 14, MSU 20
- Last Meeting: 11/12/11 / Away / ISU 28, MSU 20
- Most Points Scored vs. MSU:
Home: 38 (38-35 overtime win, 10/16/10)
Away: 28 (28-20 win, 11/12/11)
- Most Points Given Up vs. MSU:
Home: 35 (38-35 overtime win, 10/16/10)
Away: 68 (68-19 loss, 10/19/91)
- No. of Shutouts:
ISU: None
MSU: 1, (42-0 loss at MSU, 10/03/87)
- Largest Margin Of Victory:
ISU: 10 (24-14, home, 10/17/98)
- Largest Margin Of Defeat:
ISU: 56 (63-7, away, 10/27/07)

Indiana State Big Plays

Plays From Scrimmage Of Over 20 Yards

| Play Type | Player | Yardage |
|-----------|---|---------|
| Rush | Shakir Bell vs. Drake | 64 |
| Rush | Shakir Bell vs. Drake (TD) | 60 |
| Rush | Shakir Bell at Indiana (TD) | 54 |
| Rush | George Cheeseborough vs. Quincy | 53 |
| Rush | Shakir Bell vs. Drake (TD) | 48 |
| Pass | Mike Perish to Mardis vs. Quincy (TD) | 43 |
| Pass | Mike Perish to Bell vs. Quincy | 34 |
| Pass | Mike Perish to Mardis vs. SDSU | 31 |
| Pass | Mike Perish to Mardis at Indiana | 27 |
| Rush | Shakir Bell at Southern Illinois | 26 |
| Rush | Shakir Bell at Indiana | 25 |
| Pass | Mike Perish to Wozniak at Indiana (TD) | 23 |
| Pass | Mike Perish to Spencer at Indiana | 22 |
| Pass | Mike Perish to Lawshe vs. Drake (TD) | 22 |
| Rush | Shakir Bell at Indiana | 21 |
| Pass | Mike Perish to Lawshe vs. Quincy (TD) | 21 |
| Pass | Mike Perish to Spencer vs. SDSU | 21 |
| Rush | George Cheeseborough at Southern Illinois | 21 |

Ind., native led the nation with 1,670 rushing yards. The Warren Central High School product was named to the FCS Preseason All-America First Team by The Sports Network earlier this week. Bell averaged 151.8 yards per game on the ground and broke the school record for single-game rushing yards last season when he racked up 256 yards and four touchdowns in Indiana State's 37-35 win over Youngstown State on Sept. 24, 2011. The 2011 Missouri Valley Football Conference Offensive Player of the Year tallied 14 touchdowns in 2011, breaking the school record for single-season rushing yards (1,670) and posted the eighth-best total in MVFC history.

Ben Obaseki Named To Buck Buchanan Award Watch List

Indiana State senior defensive lineman Ben Obaseki is one of 20 players nationally to be named to the 2012 Buck Buchanan Award Watch List as announced by The Sports Network. The Buck Buchanan Award is awarded annually at the FCS Awards Banquet during NCAA FCS Championship weekend to the nation's top FCS defensive player. Earlier this month, Shakir Bell was named to the Walter Payton Award Watch List, which goes to the top offensive player in FCS. Bell finished tied for second in last season's voting as a sophomore. Last season, Obaseki was named a First Team All-American by the Associated Press and was a First Team All-Missouri Valley Football Conference performer. He finished third in the league's Defensive Player of the Year voting after leading the Sycamores with 7.5 sacks and 14.5 tackles for loss, which tied for second and third in the MVFC, respectively, in those categories. He posted 22 total tackles against Western Illinois on October 15 which is the most by a defensive lineman in the history of the MVFC. Obaseki also plays fullback in goal line situations as he scored five touchdowns last season on five rushing attempts. Obaseki was also a First Team All-MVFC performer as sophomore in 2010.

Bringing Back Memories Of "The Fridge"

The Sycamores' senior defensive end Ben Obaseki found the end zone for the seventh time of his career on the offensive side of the football when he plunged in from one yard out in the 2012 home opener against Quincy. Obaseki has seven career rushes to his credit — all leading to Sycamore touchdowns.

Sycamores With Back To Back Winning Seasons

Indiana State has finished 6-5 in each of the last two seasons to record winning ledgers in back-to-back seasons for the first time since the 1995 & 1996 campaigns. With a winning mark in 2012, the Sycamores would post at least three consecutive winning records for the first time since a span of six seasons from 1964 to 1969.

Six Sycamores Named To Preseason All-MVFC Squad

A total of six Sycamores were named to the 2012 Missouri Valley Football Conference Preseason Team while Indiana State has been picked to finish fifth in the newly expanded 10-team league, according to a preseason poll of MVFC head coaches, beat writers, radio announcers and sports information directors. Senior Ben Obaseki and junior Shakir Bell, who have both earned Preseason All-America honors and have been named to the Buck Buchanan and Walter Payton Award Watch Lists, respectively, were each named to the MVFC Preseason Team. Senior offensive lineman FN Lutz, who is recovering from a knee injury sustained at the Spring Game, was named to the preseason squad as well. On defense, Obaseki is joined by senior linebackers Aaron Archie and Jacoby Washington. Senior Lucas Hileman, who joined the team two weeks into 2011, was named to the MVFC Preseason Team as the punter.

Sycamores Against The Missouri Valley Football Conference

Indiana State is in its 27th season as a member of the MVFC. ISU's first season as a league member came in 1986 when it went 1-5 through a six-game league schedule. The Sycamores are 47-116 in MVFC contests and have won eight of their last 16 league matchups, marking the first time since the 2002 season that an ISU team has won multiple league contests over a similar stretch.

FN Lutz Nominated For 2012 All-State AFCA Good Works Team

Indiana State senior offensive lineman FN Lutz is one of 117 nominees nationwide for the 2012 Allstate AFCA Good Works Team as announced today by the national coaches' organization. In 2011, Lutz was named both First Team All-Missouri Valley Football Conference as well as First Team MVFC All-Academic following a season that saw him start all 11 games at center. He spearheaded an Indiana State rushing attack that averaging 181.9 yards per game as well as a league-leading 5.3 yards per carry. He was an Honorable Mention All-MVFC pick in 2010 as a sophomore. Lutz is joined by Colton Underwood of Illinois State, Billy Turner of North Dakota State, Bo Helm of South Dakota State and Kyle Bernard of Northern Iowa as representatives of the Missouri Valley Football Conference. As one of college football's most prestigious off-the-field honors, the award recognizes a select group of college football players committed to making a difference in their communities. Since 1992, the Allstate AFCA Good Works Team® has shown a spotlight on the countless "good works" and remarkable stories of service by student-athletes at all levels of college football competition. Award recipients represent the sport's finest in terms of character and leadership in the community.

In Overtime

The Sycamores have played in 12 overtime contests since the rule was established for regular season games in the NCAA FCS Subdivision in 1996. The Sycamores are 7-5 in games that have used an extra period. ISU's last overtime contest came in the form of a 38-35 victory against Missouri State in the sixth game of the 2010 season.

Up Next

The Sycamores travel to North Dakota State, who is ranked No. 1 this week in both The Sports Network & FCS Coaches Polls on Saturday, October 13. Kick-off is set for 4:00 p.m. (ET).



Shakir Bell

RB ▶ Junior ▶ Indianapolis, Ind. (Warren Central HS)

NATIONAL AWARDS CANDIDATE



2011 Missouri Valley Conference Offensive Player Of The Year; Finished In The Top 3 Voting For The Walter Payton Award, Becoming The First Sophomore Ever Invited To The Award Ceremony.



Owns The Indiana State & Missouri Valley Football Conference Record With 349 Rushing Yards Set Against Drake On September 15, 2012 — Eighth Best In FCS History And The Most Yards Gained Rushing In A Game During The 2012 Campaign Among All FBS & FCS Players.



Named The National Offensive Player Of The Week By The Sports Network Following His 349-Yard Performance Against Drake. Also Was Named The National Running Back Of The Week By The College Football Performance Awards For His Efforts Versus The Bulldogs.



Set The School Record For Most Rushing Yards In A Season With 1,670 Yards On The Ground In 2011.



First Team All-American Selection By The Associated Press; The Sports Network, American Football Coaches Association Of America; Named The Most Valuable Running Back In The Nation In 2011 By The College Sports Performance Awards.



In 27 Career Games Played, Has Topped The 100-Yard Mark 15 Times And Has Topped 200 Yards Five Times.



Reached The 1000-Yard Rushing Mark In Just Eight Games In 2011; Becoming The Fastest Sycamore To Ever Do So.



Tallied 192 Rushing Yards Against Indiana Of The Big Ten Conference In 2012; Posted 221 Rushing Yards Against Western Kentucky Of The Sun Belt Conference In 2011.



For His Career, Averages 7.0 Yards Per Rush — An Indiana State School Record



Owns Four Of The Top 10 Best Rushing Performances In A Single Game In School History



Has Rushed For 3,143 Career Yards Which Ranks Fourth All-Time In The History Of The Program.



Has Scored 23 Career Touch-downs And Needs Just 10 More To Tie The Indiana State Record Of 33.

Shakir Bell Career Statistics

| RUSHING | g | att | yards | td | long | avg/c | avg/g |
|---------|----|-----|-------|----|------|-------|-------|
| 2010 | 11 | 95 | 649 | 2 | 62 | 6.8 | 59.0 |
| 2011 | 11 | 230 | 1670 | 14 | 62 | 7.3 | 151.8 |
| 2012 | 5 | 127 | 824 | 7 | 64 | 6.5 | 164.8 |
| TOTAL | 27 | 452 | 3143 | 23 | 64 | 7.0 | 116.4 |

| SCORING | g | td | rush | rcv | ret | pat | 2pat | fg | total | avg/g |
|---------|----|----|------|-----|-----|-----|------|----|-------|-------|
| 2010 | 11 | 2 | 2 | 0 | 0 | 0 | 0 | 0 | 12 | 1.1 |
| 2011 | 11 | 14 | 14 | 0 | 0 | 0 | 0 | 0 | 84 | 7.6 |
| 2012 | 5 | 7 | 7 | 0 | 0 | 0 | 0 | 0 | 42 | 8.4 |
| TOTAL | 27 | 23 | 23 | 0 | 0 | 0 | 0 | 0 | 138 | 5.1 |

#FearShakir

Tale Of The Tape



| | ISU | MSU |
|----------------------|--------|--------|
| Record | 3-2 | 0-5 |
| Points/Game | 24.4 | 10.4 |
| Points Allowed Avg. | 12.2 | 29.0 |
| First Downs | 96 | 96 |
| Rushing Yards Avg. | 197.2 | 133.0 |
| Rushing Defense Avg. | 138.2 | 175.0 |
| Passing Yards Avg. | 157.4 | 237.2 |
| Passing Defense Avg. | 169.8 | 215.2 |
| Total Offense Avg. | 354.6 | 370.2 |
| Total Defense Avg. | 308.0 | 390.2 |
| Interceptions-Yards | 6-103 | 3-0 |
| Punt Returns-Yards | 7-87 | 8-(-3) |
| Kickoff Return-Yards | 10-230 | 17-292 |
| Fumbles-Lost | 4-2 | 8-5 |
| Penalties-Yards | 38-350 | 31-306 |
| Time of Possession | 32:22 | 28:14 |



Missouri State

2012 Statistical Leaders

| Rushing | GP | Att. | Gain | Loss | Net | Avg | TD | Lg | Avg/G |
|---------------|----|------|------|------|-----|-----|----|----|-------|
| Shakir Bell | 5 | 127 | 838 | 14 | 824 | 6.5 | 7 | 64 | 164.8 |
| Cheeseborough | 3 | 20 | 128 | 17 | 111 | 5.6 | 0 | 53 | 37.0 |

| Passing | GP | Comp | Att | Int | Pct | Yds | TD | Lg | Avg/G |
|----------------|----|------|-----|-----|------|-----|----|----|-------|
| Mike Perish | 5 | 75 | 127 | 3 | 59.1 | 762 | 5 | 43 | 152.4 |
| Travis Johnson | 2 | 2 | 4 | 0 | 50.0 | 25 | 0 | 13 | 12.5 |

| Receiving | GP | No | Yds | Avg | TD | Lg | Avg/G |
|----------------|----|----|-----|------|----|----|-------|
| Michael Mardis | 5 | 16 | 211 | 13.2 | 1 | 43 | 42.2 |
| Donald Spencer | 5 | 16 | 145 | 9.1 | 0 | 22 | 29.0 |

| Total Offense | GP | Plays | Rush | Pass | Total | Avg/G |
|---------------|----|-------|------|------|-------|-------|
| Shakir Bell | 5 | 128 | 824 | 0 | 824 | 164.8 |
| Mike Perish | 5 | 147 | -103 | 762 | 659 | 131.8 |

| Defense | GP | UA | A | Tot | TFL | Sack | Int | BrUp | FF |
|---------------|----|----|----|-----|-----|------|-----|------|----|
| Aaron Archie | 5 | 21 | 37 | 58 | 7-8 | 0-0 | 0 | 3 | 1 |
| J. Washington | 5 | 19 | 36 | 55 | 4-6 | 1-3 | 0 | 0 | 0 |

2012 Season Schedule

| | | |
|-----------------|-----------------------------|------------------|
| Sept. 1 | at Indiana | L, 14-21 |
| Sept. 8 | Quincy | W, 44-0 |
| Sept. 15 | Drake | W, 27-10 |
| Sept. 22 | South Dakota State * | L, 10-24 |
| Sept. 29 | at Southern Illinois * | W, 24-3 |
| Oct. 6 | Missouri State * | 3:05 p.m. |
| Oct. 13 | at North Dakota State * | 4:00 p.m. |
| Oct. 20 | at Western Illinois * | 7:00 p.m. |
| Oct. 27 | South Dakota * | 2:05 p.m. |
| Nov. 3 | Illinois State * | 2:05 p.m. |
| Nov. 17 | at Youngstown State * | 2:00 p.m. |

*Denotes Missouri Valley Football Conference Game
- All Times Eastern

2012 Statistical Leaders

| Rushing | GP | Att. | Gain | Loss | Net | Avg | TD | Lg | Avg/G |
|--------------|----|------|------|------|-----|-----|----|----|-------|
| Ryan Heaston | 5 | 64 | 383 | 6 | 377 | 5.9 | 0 | 37 | 75.4 |
| Vernon Scott | 5 | 43 | 181 | 8 | 173 | 4.0 | 1 | 25 | 34.6 |

| Passing | GP | Comp | Att | Int | Pct | Yds | TD | Lg | Avg/G |
|---------------|----|------|-----|-----|------|-------|----|----|-------|
| Ashton Glaser | 5 | 99 | 191 | 10 | 51.8 | 1,057 | 2 | 69 | 211.4 |
| Kierra Harris | 3 | 12 | 19 | 0 | 63.2 | 129 | 0 | 56 | 43.0 |

| Receiving | GP | No | Yds | Avg | TD | Lg | Avg/G |
|---------------|----|----|-----|------|----|----|-------|
| Dorian Buford | 5 | 30 | 331 | 11.0 | 0 | 69 | 66.2 |
| Matt Thayer | 5 | 18 | 152 | 8.4 | 0 | 22 | 30.4 |

| Total Offense | GP | Plays | Rush | Pass | Total | Avg/G |
|---------------|----|-------|------|------|-------|-------|
| Ashton Glaser | 5 | 215 | 42 | 1057 | 1099 | 219.8 |
| Ryan Heaston | 5 | 64 | 377 | 0 | 377 | 75.4 |

| Defense | GP | UA | A | Tot | TFL | Sack | Int | BrUp | FF |
|-----------------|----|----|----|-----|--------|------|-----|------|----|
| Cal Schaffitzel | 5 | 37 | 18 | 55 | 1.5-1 | 0-0 | 0 | 4 | 0 |
| Nate Davis | 5 | 28 | 9 | 37 | 4.5-35 | 3-28 | 0 | 2 | 1 |

2012 Season Schedule

| | | |
|-----------------|---------------------------------|------------------|
| Sept. 1 | at Kansas State | L, 9-51 |
| Sept. 8 | at Louisville | L, 7-35 |
| Sept. 15 | Murray State | L, 23-28 |
| Sept. 22 | Southern Illinois * | L, 6-14 |
| Sept. 29 | at South Dakota State * | L, 7-17 |
| Oct. 6 | at Indiana State * | 3:05 p.m. |
| Oct. 13 | vs. South Dakota * | 2:00 p.m. |
| Oct. 20 | at Illinois State * | 2:00 p.m. |
| Oct. 27 | vs. Western Illinois * | 2:00 p.m. |
| Nov. 3 | vs. North Dakota State * | 2:00 p.m. |
| Nov. 17 | at Northern Iowa * | 5:00 p.m. |

*Denotes Missouri Valley Football Conference Game
All Times Eastern

Missouri Valley Football Conference

| School | Conference | | | Overall | | |
|----------------------|------------|---|-------|---------|---|-------|
| | W | L | PCT. | W | L | PCT. |
| Illinois State | 2 | 0 | 1.000 | 5 | 0 | 1.000 |
| South Dakota State | 2 | 0 | 1.000 | 4 | 1 | .800 |
| North Dakota State | 1 | 0 | .000 | 4 | 0 | 1.000 |
| Youngstown State | 1 | 0 | 1.000 | 4 | 0 | 1.000 |
| Indiana State | 1 | 1 | .500 | 3 | 2 | .600 |
| Southern Illinois | 1 | 1 | .500 | 2 | 3 | .400 |
| Western Illinois | 0 | 1 | .000 | 2 | 2 | .500 |
| South Dakota | 0 | 1 | .000 | 1 | 3 | .250 |
| Northern Iowa | 0 | 2 | .000 | 1 | 4 | .200 |
| Missouri State | 0 | 2 | .000 | 0 | 5 | .000 |

Schedule & Results

September 29

| | |
|---|------------------|
| Illinois State at South Dakota | ILS, 34-31 |
| North Dakota State at Northern Iowa | NDSU, 33-21 |
| Indiana State at Southern Illinois | INS, 24-3 |
| Missouri State at South Dakota State | SDSU, 17-7 |

October 6

| | |
|--|------------------|
| Southern Illinois at Illinois State | 2:00 p.m. |
| Youngstown State at North Dakota State | 2:00 p.m. |
| Western Illinois at South Dakota | 3:00 p.m. |
| Missouri State at Indiana State | 3:05 p.m. |

All Times Eastern

Sycamore Football Trends

| | |
|---|-----|
| Overall | 3-2 |
| Home | 2-1 |
| Road | 1-1 |
| Grass..... | 0-0 |
| Turf..... | 3-2 |
| Leading after the first quarter..... | 1-0 |
| Tied after the first quarter..... | 1-1 |
| Trailing after the first quarter..... | 1-1 |
| Leading at halftime..... | 2-0 |
| Tied at halftime | 1-0 |
| Trailing at halftime..... | 0-2 |
| Leading after the third quarter..... | 3-0 |
| Tied after the third quarter | 0-0 |
| Trailing after the third quarter..... | 0-2 |
| Scores first..... | 1-1 |
| Opponent scores first | 2-1 |
| Scoring 20 or more points..... | 3-0 |
| Holding an opponent to 20 points or less..... | 3-0 |
| Games decided by three points or less | 0-0 |
| Games decided by 4-10 points..... | 0-1 |
| Games decided by 11-20 points | 1-1 |
| Games decided by 21 points or more..... | 2-0 |
| Rushing for 150 yards or more | 3-0 |
| Passing for 200 yards or more..... | 0-2 |
| Total 400 yards or more..... | 2-0 |
| Opponent totals less than 200 yards rushing | 3-0 |
| Opponent totals less than 200 yards passing | 2-2 |
| Opponent totals less than 400 total yards | 3-2 |
| Commit fewer turnovers than opponent..... | 2-0 |
| Commit more turnovers than opponent..... | 1-2 |
| Turnovers equal | 0-0 |
| Have fewer penalty yards than opponent..... | 1-0 |
| Have more penalty yards than opponent | 2-2 |
| Lead in time of possession..... | 2-0 |
| Lead in first downs..... | 2-1 |

Tracking The 2012 Opponents

2011 Opponents & Schedule

| | | |
|----|--|---|
| 1 |  | at Indiana (2-2) -- Sept. 1 -- L, 17-24 Last Week: lost at Northwestern 29-44 This Week: Michigan State Noon Next Week: Ohio State 8:00 p.m. |
| 2 |  | Quincy (0-5) -- Sept. 8 -- W, 44-0 Last Week: lost at Saint Joseph's 21-24 (ot) This Week: St. Ambrose 8:00 p.m. Next Week: McKendree 2:00 p.m. |
| 3 |  | Drake (3-2) -- Sept. 15 -- W, 24-10 Last Week: won at Campbell 35-7 This Week: San Diego 1:30 p.m. Next Week: at Valparaiso 2:00 p.m. |
| 4 |  | South Dakota St. (4-1) -- Sept. 22 -- L, 10-24 Last Week: won vs. Missouri St. 17-7 This Week: IDLE Next Week: Western Illinois 7:00 p.m. |
| 5 |  | at Southern Illinois (2-3) -- Sept. 29 -- W, 24-3 Last Week: lost vs. Indiana St. 3-24 This Week: at Illinois State 2:00 p.m. Next Week: Northern Iowa 3:00 p.m. |
| 6 |  | Missouri State (0-5) -- Oct. 6 -- 3:05 p.m. Last Week: lost at South Dakota St. 7-17 This Week: at Indiana State 3:05 p.m. Next Week: South Dakota 2:00 p.m. |
| 7 |  | at North Dakota St. (4-0) -- Oct. 13 -- 5:00 p.m. Last Week: won at Northern Iowa 33-21 This Week: Youngstown State 2:00 p.m. Next Week: Indiana State 4:00 p.m. |
| 8 |  | at Western Illinois (2-2) -- Oct. 20 -- 7:00 p.m. Last Week: IDLE This Week: at South Dakota 3:00 p.m. Next Week: at South Dakota St. 7:00 p.m. |
| 9 |  | South Dakota (1-3) -- Oct. 27 -- 2:05 p.m. Last Week: lost vs. Illinois State 31-34 This Week: Western Illinois 3:00 p.m. Next Week: at Missouri State 2:00 p.m. |
| 10 |  | Illinois State (5-0) -- Nov. 3 -- 2:05 p.m. Last Week: won at South Dakota 34-31 This Week: Southern Illinois 2:00 p.m. Next Week: Youngstown State 2:00 p.m. |
| 11 |  | at Youngstown St. (4-0) -- Nov. 17 -- 2:00 p.m. Last Week: IDLE This Week: North Dakota State 7:00 p.m. Next Week: at Illinois State 2:00 p.m. |



Trent Miles

Indiana State Head Football Coach Fifth Season

Now in his fifth year as a collegiate head coach at Indiana State University is Trent Miles. Miles was named the Sycamores' 23rd head football coach on December 4, 2007.

Under the enthusiastic leadership of coach Miles, the Sycamores enjoyed a breakthrough season in 2010 as the team enjoyed a 6-5 record, a third place finish in the Missouri Valley Football Conference and the program's first winning campaign since 1996. The Sycamores followed that up with another 6-5 mark in 2011, giving the program its first consecutive winning seasons since 1995 & 1996.

In 2011, the Sycamores were led by sophomore Shakir Bell who finished tied for second nationally in voting for the Walter Payton Award. Bell was also named to a school-record four First Team All-America squads and earned First Team All-Missouri Valley Football Conference as well as the MVFC Offensive Player Of The Year honors.

Bell led the nation in rushing with 1,670 total yards and a 151.8 per game average. His 1,670 yards this season broke the school record for single-season rushing yards and rank eighth in league history. Bell also broke the single-game rushing record when he rushed for 256 yards and four touchdowns on 21 carries in ISU's victory over Youngstown State on Sept. 24. Those 256 yards against the Penguins are the 12th highest single-game total in MVFC history. For the year, Bell hit the end zone 14 times.

All told, the Sycamores placed seven team members on the All-MVC First Team, which were the most representatives from one school in the league. Receiving first team selections this season were: Aaron Archie (Detroit, Mich. / Cass Tech), Shakir Bell (Indianapolis, Ind. / Warren Central), Alex Jones (Centerville, Ind. / Centerville), Brock Lough (Terre Haute, Ind. / South Vigo), FN Lutz (West Lafayette, Ind. / Lafayette Harrison), Ben Obaseki (Washington, Ind. / Washington) and Alex Sewall (Western Springs, Ill. / Lyons Township).

A trio of Sycamores made both the second team and honorable mention lists as well. Ben Geffert (Griffith, Ind. / Griffith), Lucas Hileman (Anna, Ill. / Anna-Jonesboro) and Jacobly Washington (Deltona, Fla. / Deltona Trinity Christian) were named to the second team with Ronnie Fouch (Redlands, Calif. / Univ. of Washington / Redlands Valley East), Rod Hardy (Indianapolis, Ind. / Pike) and Ryan Roberts (West York, Ill. / Hutsonville) earning honorable mention status.

Additionally, Miles led the Sycamores a 44-16 victory at Western Kentucky on September 17, 2011, marking the program's first victory over a NCAA FBS opponent since the 2001 campaign. The Sycamores gained national attention by spending eight weeks in either The Associated Press or The Sports Network Top 25. ISU's national ranking peaked at No. 16 following the Homecoming victory over Western Illinois.

Miles became the first Sycamore head coach to earn the Missouri Valley Football Conference's Coach Of The Year award in the league's 26-year history in 2010. He is just the second Sycamore coach all-time to earn a league coach of the year honor, as Dennis Raetz earned Missouri Valley Conference Coach Of The Year honors in 1984. Miles was also a finalist for the Eddie Robinson National Coach Of The Year Award as well as the Liberty Mutual Coach Of The Year honor.

Individually, the Sycamores had 12 student-athletes honored by the MVFC following the 2010 season on its all-conference honors list. First team selections for Indiana State included RB Darrius Gates, FB Brock Lough, DE Ben Obaseki and DB Alex Sewall. On the second team were TE Alex Jones, OL Pat Burke and LB Jacobly Washington. Earning honorable mention status were LB Aaron Archie, QB Ronnie Fouch, WR Justin Hilton, DB Calvin Burnett and Gates as a return specialist. Indiana State's four first team selections were the most in one season since five were named first team all-conference in 1993. ISU has had four or more first team all-conference selections in just four of its 25 seasons as a member of the MVFC.

The 2010 season became a breakthrough one with a 59-24 victory over league rival Illinois State on Homecoming and continued with a 38-35 overtime victory over Missouri State. The Sycamores got themselves into league title contention by downing South Dakota State by the score of 41-30 at Memorial Stadium after losing to the Jackrabbits by the combined score of 90-9 in the previous two seasons. ISU trailed 23-20 to this year's MVFC Champion Northern Iowa midway through the fourth quarter at Memorial Stadium and had the ball nearing the red zone looking to take a late lead when they could not convert a fourth down conversion.

The Sycamores clinched their winning season and improved to 6-4 on the year with a thrilling 30-24 victory at Youngstown State. ISU ended a 36-game road losing streak and earned their first win away from Memorial Stadium since 2004 with the victory over the Penguins. It was also ISU's first conference road victory since the 2002 campaign.

The Sycamore resurgence can be pinpointed on several factors, including a significant improvement to the facilities at Memorial Stadium, including the building of one the top locker room facilities in all of FCS football. ISU also refurbished the press box and added a scoreboard and video replay system to enhance the gameday atmosphere.

As a team, the Sycamore offense was a record setter in 2010. The offense scored 351 points this season which broke the old school record of 319 set in 1992. ISU reached the end zone a total of 48 times, which is also a new

The Miles File:

PERSONAL

Birthdate: July 29, 1963

Birthplace: Terre Haute, Ind.

Hometown: Terre Haute, Ind.

Family: Wife (Bridget)

Children (Kaylee, Anna, Charlie & Noah)

EDUCATION

High School: Terre Haute South, 1982

College: Indiana State, 1987 (B.S.)

PLAYING EXPERIENCE

High School: Terre Haute South, 1980-82

College: Indiana State, 1983-87

COACHING EXPERIENCE

2008-12: Head Coach, Indiana State

2005-07: Tailbacks, Washington

2002-04: Wide Receivers, Notre Dame

2001: Wide Receivers, Stanford

2000: Offensive Asst., Green Bay Packers

1999: Intern, Seattle Seahawks

1997-99: Wide Receivers, Fresno State

1996: Defensive Backs, Hawaii

1995: Wide Receivers, Hawaii

1994: Defensive Backs, Northern Illinois

1991-93: Wide Receivers, Northern Illinois

1990: Graduate Asst., Oklahoma

1988-89: Graduate Asst., New Mexico St.

1987: Graduate Asst., Indiana State

school standard. In 2009, the Sycamores scored just 12 touchdowns and tallied 99 points (which were lows all-time for the Sycamores) and transformed themselves in just one season to the best offense in the history of the school. Prior to 2010, no Sycamore offense had scored more than 50 points more than once in any season, but the Sycamores did just that three times.

Indiana State finished 2010 ranked third in the MVFC and 14th nationally by averaging 31.91 points per game and was in the Top 40 in rushing offense, passing offense and total offense as well. The Sycamores averaged 411.8 yards of offense per game, which was fourth in the league and 17th nationally. Individually, Darius Gates averaged 10.6 points per game, which led the MVFC and was second in the nation.

ISU also had an outstanding defense, tallying a season-best four interceptions and making a pair of fourth quarter red zone stops at Youngstown State to help secure a road league victory. The Sycamores gave up just 184.6 yards per game through the air, which was third in the league and 38th nationally.

Miles earned his first collegiate head coaching victory on October 24, 2009 when the Sycamores downed Western Illinois by the score of 17-14 in the annual Homecoming contest in front of over 6,000 fans. Alumni, community members, ISU faculty and staff as well as a large turnout of students who have been energized by the personable Miles since he arrived on campus came out to Memorial Stadium and willed the Sycamores to victory. After a wild final play, emotions ran high as nearly everyone in the stadium, took to the playing surface to celebrate ISU's first victory in 33 attempts -- a signal that the ISU program is ready to turn the corner in the ultra competitive Missouri Valley Football Conference.

In addition to success on the field, Miles has continued to stress a concentration in the classroom for his student-athletes and the payoff came this past season in the form of senior Daniel Millington being named an ESPN The Magazine Academic All-America Second Team member by the College Sports Information Directors of America. In the MVFC, Millington was a second team all-academic selection while Gabe Mullane joined him on the second team and Alex Sewall was an honorable mention pick.

On the playing field, Aaron Archie was named an All-MVFC Second Team member while Donye McCleskey, Rod Hardy and Darius Gates were honorable mention selections. Additionally, Archie was named a MVFC All-Newcomer selection.

Indiana State ranked fourth in the MVFC in kickoff return average with a 21.1 ypg average. Additionally, the Sycamores ranked in a tie for first in PAT kicking, hitting all 20 of their attempts. ISU was the third-least penalized team in the MVFC and the Sycamores drew the most opponent penalties in the league. Darius Gates ranked tops in the conference with a 27.1 return average, while he was total was fifth nationally.

Aaron Archie was second in the league in tackles per game with an average of 10.6 stops per contest. Archie was one of three Sycamores to rank in the Valley's top 10 as Sewall's 8.4 tackles per game average was sixth while Donye McCleskey's 8.3 mark was seventh. Additionally, Archie's tackle average finished 12th in the nation.

In his inaugural season on the job, Miles had three players earn All-Missouri Valley Conference honors as Jayden Everett, Donye McCleskey and Alex Sewall all took Honorable Mention plaudits. Additionally, Larry Carter, Sewall and Ryan Roberts took MVFC All-Newcomer status as well.

Everett recorded 102 total tackles on the season, which ranked in the nation's top 20 and was in the top five in the MVFC. Everett had a key forced fumble and recovery in the season finale against Missouri State that allowed Indiana State to comeback from down 14-0 to force overtime. He posted six games in which he recorded double digit tackles, including a season-high 18 stops on Homecoming versus South Dakota State.

Junior Donye McCleskey posted 98 total tackles this season, including 53 total stops. In the conference opener against Illinois State, McCleskey was credited with a career-high 17 total tackles. Known as a big-play defensive threat, McCleskey recovered a fumble and returned it 47 yards for a touchdown at Youngstown State. Had four games in which he recorded at least 10 tackles, including 13 against South Dakota State, 11 in the season finale versus Missouri State, 10 at Western Illinois and the season-best 17 versus the Redbirds.

Freshman Alex Sewall was Indiana State's top newcomer on defense with 90 total tackles, including 52 solo stops as he played in all 12 of the Sycamores' contests this season. Sewall posted a season-best nine tackles in five different contests: at Eastern Illinois, at Northern Illinois, South Dakota State, at North Dakota State and in the season finale versus Missouri State.

Carter played in 10 games this season and recorded 34 total tackles, including one for a loss and was credited with one half of a sack. He broke up four passes this season and recovered one fumble at Southern Illinois. In the conference opener against Illinois State he posted a team-high eight tackles.

Freshman Ryan Roberts played in all 12 games this year, including the final six as the Sycamore quarterback after playing the first six games on the defensive side of the ball. He completed 39-of-84 passes for 294 yards, including a long of 20 yards. Roberts was strong on the ground with 107 rushes for 194 yards, plus three rushing touchdowns. On the defensive side of the ball, Roberts was credited with nine total tackles. He posted a season-high 59 rushing yards at Youngstown State and was 15-of-24 for 124 yards passing against South Dakota State.

Running a well-rounded program is an important concept for Miles as evidenced by a trio of Sycamores being named to the MVFC All-Academic squad. Those Sycamores making the second team were tight end Josh Jones and punter Gabe Mullane while offensive lineman Jack Byrne was an honorable mention selection.

Jones, who holds 3.92 GPA in Exercise Science, was the Sycamores' top pass catching tight end as he hauled in 11 passes for 83 yards, an average of 7.5 yards per catch. Jones also was credited with one rush and a pair of kickoff returns during the season.

Mullane, who holds a 3.93 GPA in Physical Education, punted 82 times on the year for a total of 2,948 yards. He averaged 36.0 yards per kick and recorded a long punt of 66 yards. Mullane only had two touchbacks in 82 punts and forced 10 fair catches. He was able to pin the opposition inside their own 20-yard line a total of 17 times and recorded six punts of 50 yards or more.

Byrne, who holds a 3.15 GPA in Business, played and started in all 12 games for the Sycamores at the center position. The Sycamore offense gained 1,539 yards on the ground and reached the end zone eight times. Byrne was the leader of a team which also had 881 yards through the air and reached the end zone through the air three times.

The ISU Football team is also very involved in community service, including working tirelessly across the Wabash Valley in June of 2008 helping victims of the floods in the area. The football players at ISU also are committed to teaching young children how to read and visiting with local hospitals to help children that are ill.

Miles is a native of Terre Haute, Ind., and is a 1987 graduate of Indiana State. Miles was a wide receiver at Indiana State from 1982-86, where his 1983 and 1984 squads each won nine games and advanced to the NCAA FCS playoffs. The 1984 Sycamores were ranked No. 1 in the nation for most of the season. That team was inducted into the Indiana State University Hall of Fame on Sept. 7, 2002.

Prior to coming to Indiana State, Miles completed his third season as the Washington running backs coach in 2007 after having spent the previous three years on Tyrone Willingham's staff at Notre Dame as the wide receivers coach. In 2007, Husky running back Louis Rankin rushed for

1,294 yards, becoming the first Washington player to tally a 1,000-yard rushing season since 1997.

While at Notre Dame, he mentored future NFL standouts Maurice Stovall, Rhema McKnight and Arnaz Battle, as well as Jeff Samardzija, who is now playing professional baseball in the Chicago Cubs organization.

Prior to coaching at Notre Dame, Miles worked under Willingham for one year at Stanford. That season Miles had the opportunity to coach some of the nation's finest receivers including Luke Powell (whose 22.3-yard average per catch set a school record) and Teyo Johnson (the 2001 Pacific-10 Co-Freshman of the Year and a second-round draft pick of the Oakland Raiders in 2003).

Miles spent the 2000 campaign with the Green Bay Packers as an offensive assistant, working with the wide receivers and as a quality control coach. During his tenure with the Packers, he coached NFL all-pro receiver Antonio Freeman.

Miles has 20 years of coaching experience on the collegiate level. He was the wide receivers coach at Fresno State for three years (1997-99), producing some of the greatest receivers in Bulldogs' history. In 1999, two of his receivers, Rodney Wright and Charles Smith, combined to produce more than 1,600 yards and 14 touchdowns on 120 receptions. Their production helped the Bulldogs to a share of the Western Athletic Conference championship and a berth in the Las Vegas Bowl. He also recruited and coached Bernard Barien of the Minnesota Vikings.

Throughout his career, Miles has coached on both sides of the ball including wide receivers, defensive backs and linebackers. Miles began his coaching career at Indiana State in 1987, tutoring the wide receivers and defensive backs as a graduate assistant. Another graduate assistant position followed at New Mexico (1988-89), where he worked with the receivers and linebackers. Miles then moved on to Oklahoma in 1990, working with the wide receivers as a graduate assistant.

Following four seasons as an assistant at Northern Illinois (1991-93 as receivers coach, 1994 with defensive backs), Miles headed west to Hawaii for two seasons (1995-96), where he spent a season each with the wide receivers and defensive backs.

Miles earned a bachelor's degree in criminology from Indiana State in 1987. He was born July 29, 1963, in Terre Haute, Ind. Miles married the former Bridget Hogan on July 10, 2004. They have three daughters, Kaylee, Anna, and Charlie Elizabeth as well as a son Noah Michael.



2012 Week 6 Depth Chart

Offense

- QB** 15 Mike Perish (6-3, 210, So.)
 18 Robert Tonyan,, Jr. (6-5, 200, Fr.)
- TB** 22 Shakir Bell (5-7, 170, Jr.)
 16 Foluke Gordan Lamar (6-1, 230, Fr.)
- WR** 1 Donald Spencer (6-2,205, So.)
 33 Taje High (5-8, 165, Jr.)
 12 Chris O'Leary (6-2, 210, So.)
- WR** 7 Demory Lawshe (6-1, 190, Jr.)
 80 Tanner Riley (5-10, 175, Sr.)
- FB** 48 Austen Wozniak (6-2, 240, So.)
 37 Garrick Ratliff (6-0, 210, Fr.)
- TE** 89 Garrick Dikos (6-3, 215, Jr.) *or*
 88 Michael Mardis (6-3, 235, Sr.)
 86 Myles Walker (6-8, 250, Sr.)
- LT** 69 Paul Patrick (6-7, 300, So.)
 71 Alex Ferguson (6-6. 285, Fr.)
- LG** 74 Nick Rice (6-7, 360, Fr.)
 56 Justin Wood (6-4, 290, Sr.)
- C** 62 Evan Borchers (6-2, 295, Sr.)
 57 Olle Norberg (6-1, 300, Jr.)
- RG** 64 Adam Masters (6-5, 300, So.)
 56 Justin Wood (6-4, 290, Sr.)
- RT** 72 Casey Paswater (6-4, 290, Sr.)
 78 Even Estep (6-5, 260, Fr.)

Defense

- DE** 92 Ben Obaseki (6-3, 235, Sr.)
 95 Tyler Stafford (6-3, 255, Jr.)
 79 Conrrad Nicholls (6-5, 240, Fr.)
- DT** 97 Jordan Bright (6-7, 295, Sr.)
 53 Russell Jones (6-1, 280, Jr.)
 91 Tyler Boyd (6-2, 265, Jr.)
 53 Russell Jones (6-1, 280, Jr.)
- DE** 55 Conner Underwood (6-3, 230, Fr.) *or*
 50 Zakee Bashir (6-1, 240, Jr.)
- SLB** 20 Dillon Painter (6-2, 220, Sr.) *or*
 8 Tarris Batiste (6-1, 205, Fr.)
- MLB** 99 Aaron Archie (6-0, 235, Sr.)
 93 Beau Shields (6-1, 210, Fr.) *or*
 40 Jess Harris (5-9, 190, Fr.)
- WLB** 34 Jacolby Washington (6-1, 235, Sr.)
 11 Kendall Walker (6-0, 210, So.)
- CB** 28 Johnny Towalid (5-11, 165, Sr.)
 39 Alex Stowers (5-9, 155, Fr.)
 6 Othniel Harvey (5-11, 185, Jr.)
- CB** 5 Calvin Burnett (5-9, 160, Jr.)
 6 Othniel Harvey (5-11, 185, Jr.)
- S** 3 Donovan Layne (5-11, 195, So.) *or*
 21 Mark Sewall (5-10, 185, Fr.)
- S** 44 Larry King (6-2, 205, Jr.)
 36 Kamerin Mitchell (6-2, 200, Jr.)

Special Teams

- PK** 94 Tanner Fritschle (6-1, 195, So.)
 98 Eric Heidorn (5-8, 175, Fr.)
- P** 2 Lucas Hileman (6-1, 195, Sr.)
- KO** 94 Tanner Fritschle (6-1, 195, So)
- H** 80 Tanner Riley (5-10, 175, Sr.)
- LS** 89 Garrick Dikos (6-3, 210, Jr.)
- SS** 58 Josh Keyt (6-1, 240, Jr.)
- PR** 80 Tanner Riley (5-10, 175, Sr.)
- KR** 80 Tanner Riley (5-10, 175, Sr.)
 33 Taje High (5-8, 165, Jr.)

Coaching Staff

- Head Coach.....Trent Miles
 Assistant Head Coach/DL:.....Shannon Jackson
 Offensive Coordinator/OL.....Harold Etheridge
 Defensive Coordinator/DBJesse Minter
 Quarterbacks.....Dave Telford
 Running Backs/Special Teams.....Ronnie Lee
 Wide Receivers.....Steve Watson
 Offensive Assistant.....Alex Sewall
 Linebackers/RecruitingP.J. Volker
 Outside LinebackersEric Brown
 Defensive Secondary.....Mike Mickens

2012 Indiana State Football Numerical Roster

| No. | Name | Pos. | Ht. | Wt. | Cl. | Hometown/Previous School | No. | Name | Pos. | Ht. | Wt. | Cl. | Hometown/Previous School |
|-----|----------------------|------|------|-----|--------|--|-----|--------------------|------|------|-----|--------|---|
| 1 | Donald Spencer | WR | 6-2 | 210 | Jr.-1L | Ypsilanti, Mich./Michigan State | 54 | Brady Collins | DE | 6-5 | 230 | Fr.-RS | Sunman, Ind./East Central |
| 2 | Lucas Hileman | P | 6-1 | 195 | Sr.-1L | Anna, Ill./Baylor | 55 | Connor Underwood | LB | 6-3 | 230 | Fr.-RS | Washington, Ill./Washington Community |
| 3 | Donovan Layne | DB | 5-11 | 195 | So.-1L | Dayton, Ohio/Chaminade-Julienne | 56 | Justin Wood | OL | 6-4 | 290 | Sr.-3L | Greenwood, Ind./Center Grove |
| 5 | Calvin Burnett | DB | 5-9 | 160 | Jr.-2L | Orlando, Fla./Hofstra | 57 | Olle Norberg | OL | 6-1 | 310 | Jr.-TR | Stockholm, Sweden/CC of San Francisco |
| 6 | Othniel Harvey | DB | 5-11 | 190 | Jr.-2L | Pahokee, Fla./Pahokee | 58 | Josh Keyt | DL | 6-1 | 260 | Sr.-1L | Greencastle, Ind./Indiana |
| 7 | Demory Lawshe | WR | 6-1 | 200 | Jr.-2L | Indianapolis, Ind./Lawrence North | 59 | FN Lutz III | OL | 6-3 | 290 | Sr.-3L | West Lafayette, Ind./Harrison |
| 8 | Tarris Batiste | DB | 6-1 | 205 | Fr.-RS | Irvine, Calif./Cass | 60 | Garrison McElroy | DL | 6-4 | 285 | So.-1L | Noblesville, Ind./Hamilton Heights |
| 9 | Richie Dyer | RB | 5-10 | 185 | Fr.-RS | Cincinnati, Ohio/Fork Union Military | 61 | Nathaniel Schuster | OL | 6-4 | 280 | Fr.-RS | Terre Haute, Ind./South Vigo |
| 10 | Trent Lancaster | QB | 6-1 | 200 | Fr.-HS | Brazil, Ind./Northview | 62 | Evan Borchers | OL | 6-2 | 295 | Sr.-3L | Cincinnati, Ohio/Colerain |
| 11 | Kendall Walker | LB | 6-0 | 220 | Fr.-RS | Cincinnati, Ohio/Moeller | 63 | Clyde Ignont | OL | 6-2 | 285 | Jr.-TR | Antioch, Calif./Diablo Valley College |
| 12 | Chris O'Leary | WR | 6-2 | 210 | So.-1L | Terre Haute, Ind./North Vigo | 64 | Adam Masters | OL | 6-5 | 310 | So.-1L | Greencastle, Ind./South Putnam |
| 13 | Dyris Haywood | WR | 5-11 | 175 | Fr.-HS | Belleville, Ill./Central | 65 | Trea Wilson | DL | 6-4 | 295 | Fr.-HS | Whiteland, Ind./Whiteland HS |
| 14 | Travis Johnson | QB | 6-1 | 190 | Sr.-3L | Marshall, Ill./Marshall | 66 | Jack Timmons | OL | 6-5 | 320 | Fr.-HS | Lafayette, Ind./McCutcheon |
| 15 | Mike Perish | DB | 6-3 | 210 | So.-TR | Frankfort, Ill./Western Michigan | 67 | Evan Goebel | OL | 6-3 | 320 | Fr.-RS | Newburgh, Ind./Castle |
| 16 | Foluke Gordan-Lamar | RB | 6-1 | 230 | Fr.-RS | Decatur, Ga./Druid Hills | 68 | Conlan Cassidy | OL | 6-3 | 280 | Fr.-HS | New Hope, Pa./Fork Union Military |
| 17 | Cory Fisher | WR | 6-2 | 175 | Jr.-TR | Benicia, Calif./Diablo Valley College | 69 | Paul Patrick | OL | 6-7 | 300 | So.-1L | Elwell, Mich./Alma |
| 18 | Robert Tonyan, Jr. | QB | 6-5 | 200 | Fr.-HS | McHenry, Ill./McHenry East | 70 | Dakota Vermillion | OL | 6-7 | 300 | Fr.-HS | Terre Haute, Ind./North Vigo |
| 19 | Aaron Bruning | RB | 5-10 | 175 | Fr.-HS | Indianapolis, Ind./Franklin Central HS | 71 | Alex Ferguson | OL | 6-6 | 285 | Fr.-RS | Urbana, Ill./Tolono Unity |
| 20 | Dillon Painter | DB | 6-2 | 220 | Sr.-3L | Fort Wayne, Ind./Snider | 72 | Casey Paswater | OL | 6-4 | 290 | Sr.-3L | Columbus, Ind./North |
| 21 | Mark Sewall | DB | 5-10 | 190 | Fr.-RS | Western Springs, Ill./Lyons Township | 73 | Mitch Disman | OL | 6-6 | 255 | Fr.-HS | New Palestine, Ind./New Palestine |
| 22 | Shakir Bell | RB | 5-8 | 185 | Jr.-2L | Indianapolis, Ind./Warren Central | 74 | Nick Rice | OL | 6-7 | 360 | Fr.-RS | Greenwood, Ind./Greenwood |
| 23 | George Cheeseborough | RB | 5-7 | 170 | Jr.-2L | Indianapolis, Ind./Warren Central | 75 | Nick Dachota | OL | 6-8 | 295 | Fr.-HS | Chicago, Ill./St. Rita |
| 24 | Travis Starks | DB | 5-10 | 180 | Fr.-RS | Chicago, Ill./St. Rita of Cascia | 76 | Jose Flores | OL | 6-9 | 320 | Fr.-HS | Fort Wayne, Ind./Snider |
| 25 | Phil Wilson | DB | 6-0 | 190 | Fr.-HS | Boilingbrook, Ill./Boilingbrook | 77 | Eric Lalley | DL | 6-2 | 280 | Fr.-HS | Cincinnati, Ohio/Moeller |
| 26 | Tony Newman | DB | 5-10 | 170 | Fr.-HS | St. Louis, Mo./University City | 78 | Evan Estep | OL | 6-5 | 260 | So.-SQ | Mishawaka, Ind./Penn |
| 27 | Luke Harris | RB | 5-11 | 230 | Jr.-2L | Whiteland, Ind./Whiteland | 79 | Conrad Nicholls | DL | 6-5 | 240 | Fr.-RS | Honolulu, Hawaii/Raytown |
| 28 | Johnny Towalid | DB | 5-11 | 170 | Sr.-2L | Indianapolis, Ind./Southport | 80 | Tanner Riley | WR | 5-10 | 180 | Jr.-2L | Greenwood, Ind./Center Grove |
| 29 | Michael Bonner | DB | 6-0 | 180 | Fr.-HS | Dayton, Ohio/Wayne | 81 | Jeff Burley | WR | 5-10 | 165 | Fr.-HS | Merrillville, Ind./Calumet |
| 30 | Tsali Lough | DB | 5-9 | 190 | Fr.-HS | Terre Haute, Ind./South Vigo | 82 | Joel Magrum | TE | 6-5 | 215 | Fr.-HS | Mokens, Ill./Lincoln-Way |
| 31 | Tyler Evans | RB | 5-10 | 185 | Fr.-HS | Terre Haute, Ind./South Vigo | 83 | DeSean Prentice | WR | 6-1 | 200 | Fr.-RS | Mishawaka, Ind./Penn |
| 33 | Taje High | RB | 5-8 | 165 | Jr.-2L | Indianapolis, Ind./Avon | 84 | Sean Clancy | TE | 6-4 | 225 | Fr.-HS | Fishers, Ind./Hamilton Southeastern |
| 34 | Jacoby Washington | LB | 6-1 | 235 | Sr.-3L | Deltona, Fla./Trinity Christian | 85 | Barry McCarter | WR | 6-2 | 220 | Fr.-RS | Gary, Ind./Gary West Side |
| 35 | Jerry Stephen | TE | 6-2 | 240 | Fr.-HS | Avon, Ind./Avon | 86 | Myles Walker | TE | 6-8 | 260 | Sr.-SQ | San Antonio, Texas/South Plains JC |
| 36 | Kamerin Mitchell | DB | 6-2 | 210 | Jr.-2L | Kankakee, Ill./Bishop McNamara | 87 | Logan Buske | TE | 6-3 | 225 | Fr.-RS | Terre Haute, Ind./South Vigo |
| 37 | Gerrick Ratliff | LB | 6-0 | 220 | Fr.-RS | Chicago, Ill./De La Salle Institute | 88 | Michael Mardis | TE | 6-3 | 235 | Sr.-3L | Terre Haute, Ind./South Vigo |
| 38 | George Stone | LB | 6-1 | 215 | Fr.-HS | Louisville, Ky./St. Xavier HS | 89 | Garrick Dikos | TE | 6-3 | 215 | Jr.-2L | Mishawaka, Ind./Penn |
| 39 | Alex Stowers | DB | 5-9 | 155 | Fr.-RS | Indianapolis, Ind./North Central | 90 | Tyler King | PK | 5-9 | 180 | Fr.-HS | Terre Haute, Ind./South Vigo |
| 40 | Jess Harris | LB | 5-9 | 200 | Fr.-RS | Whiteland, Ind./Whiteland | 91 | Tyler Boyd | DL | 6-2 | 270 | Jr.-2L | Avon, Ind./Avon |
| 41 | Jamar Brown | LB | 6-5 | 230 | So.-TR | Indianapolis, Ind./Lawrence North | 92 | Ben Obaseki | DL | 6-3 | 270 | Sr.-3L | Washington, Ind./Washington |
| 42 | Aynide Ramsey | DB | 5-11 | 185 | Fr.-HS | Houston, Texas/Centerville | 93 | Beau Shields | LB | 6-1 | 210 | Fr.-HS | Martinsville, Ind./Martinsville |
| 43 | Caleb Cox | LB | 6-1 | 205 | Fr.-HS | Brownsburg, Ind./Brownsburg | 94 | Tanner Fritschle | PK | 6-1 | 195 | So.-1L | Washington, Ind./Washington |
| 44 | Larry King | DB | 6-2 | 220 | Jr.-2L | South Bend, Ind./Riley | 95 | Tyler Stafford | DL | 6-3 | 255 | Jr.-2L | Fortville, Ind./Mount Vernon |
| 45 | Josh Scott | DL | 6-4 | 225 | Sr.-2L | Redlands, Calif./UTEP | 96 | Andre Biggers | DL | 6-0 | 240 | Jr.-SQ | Michigan City, Ind./Whiteland Community |
| 46 | Ian Allen | LB | 6-3 | 230 | Fr.-RS | Overland Park, Kan./Blue Valley | 97 | Jordan Bright | DL | 6-7 | 295 | Sr.-3L | Cincinnati, Ohio/Wyoming |
| 47 | Alec Lyons | DL | 6-3 | 255 | Fr.-HS | Batavia, Ill./Batavia | 98 | Eric Heidorn | PK | 5-8 | 180 | Fr.-HS | Avon, Ind./Avon |
| 48 | Austin Wozniak | FB | 6-2 | 240 | Jr.-2L | Houston, Texas /Hargrave Military | 99 | Aaron Archie | LB | 6-0 | 235 | Sr.-3L | Detroit, Mich./Cass Tech |
| 49 | Sam Makadji | DL | 6-3 | 230 | Fr.-HS | Fishers, Ind./Fishers | | | | | | | |
| 50 | Zakee Bashir | LB | 6-1 | 240 | Jr.-1L | Blacklick, Ohio/Marshall | | | | | | | |
| 51 | Tyshon Waller | DE | 6-3 | 250 | Fr.-HS | South Holland, Ind./Thornwood | | | | | | | |
| 52 | Ahmad Smith | LB | 6-2 | 220 | Fr.-HS | McDonough, Ga./Union Grove | | | | | | | |
| 53 | Russell Jones | DL | 6-1 | 280 | Jr.-TR | San Jose, Calif./Foothill JC | | | | | | | |

The Last Time It Happened

The Last Time Indiana State ...

SHUT OUT AN OPPONENT:

vs. Quincy, 44-0 (2012)

SHUT OUT TWO CONSECUTIVE OPPONENTS:

vs. DePauw, 13-0 & at St. Joseph's 16-0 (1962)

WAS SHUT OUT:

vs. Southern Illinois, 0-33 (2009)

SCORED 50-59 POINTS:

vs. Illinois State, 59-24 (2010)

ALLOWED 50-59 POINTS:

56, vs. North Dakota State, 17-56 (2009)

SCORED 60-69 POINTS:

66, vs. Southern Illinois, 66-44 (1999)

ALLOWED 60-69 POINTS:

62, at Northern Iowa, 7-62 (2009)

SCORED MORE THAN 70:

72, vs. Vincennes (1925)

ALLOWED MORE THAN 70:

72, vs. Southern Illinois, 72-10 (2007)

SCORED A SAFETY:

at North Dakota State (2010)

ALLOWED A SAFETY:

at Cincinnati (2010)

KICKOFF RETURN FOR TD Of 95 + Yards:

Cornell Johnson, 97 yds vs. Western Illinois (2005)

KICKOFF RETURN FOR TD OF ANY DISTANCE:

Leonard Riston, 92 yds vs. Butler (2011)

ALLOWED KICKOFF TD:

Chaz Powell, at Penn State, 95 yds (2011)

PUNT RETURN FOR TD:

Larry Scally, 86 yds vs. St. Joseph's (1996)

ALLOWED PUNT RETURN TD:

Eric Davis, 55 yds vs. Missouri State (2006)

BLOCKED PUNT FOR TD:

Justin Hilton, vs. St. Joseph's (2010)

ALLOWED A BLOCKED PUNT RETURN FOR A TD:

Kevin Jackson, 4 yds vs. North Dakota St. (2009)

INTERCEPTION RETURN TD OF 100 YARDS:

Bryan Jackson, 100 yards at Eastern Illinois (2006)

INTERCEPTION RETURN FOR A TD:

Johnny Towalid, 78 yards at S. Dakota St. (2011)

ALLOWED INT RETURN TD:

Mike McElroy, 35 yards vs. Southern Illinois (2011)

FUMBLE RETURN FOR TD:

Donye McCleskey, 47 yds vs. Youngstown State (2008)

ALLOWED FUMBLE RETURN TD:

Ken West, 11 yds at Northern Illinois (2006)

HAD A PLAYER W/ 300 YARDS PASSING:

330, Ronnie Fouch vs. North Dakota State (2010)

PLAYER COMPLETE 30+ PASSES:

32, Blayne Baggett at Missouri State (2005)

PLAYER COMPLETE 40+ PASSES:

42, Blayne Baggett vs. Western Illinois (2005)

PLAYER RUSH FOR 100-149 YDS:

137, Shakir Bell, vs. Southern Illinois (2011)

PLAYER RUSH FOR 150-199 YDS:

160, Shakir Bell, at Southern Illinois (2012)

PLAYER RUSH FOR 200-249 YDS:

221, Shakir Bell, at Western Kentucky (2011)

PLAYER RUSH FOR 250-299 YDS:

256, Shakir Bell vs. Youngstown State (2011)

PLAYER RUSH FOR 300+ YDS:

349, Shakir Bell vs. Drake (2012)

PLAYER RUSH FOR 200+ YDS IN CONSECUTIVE GAMES:

Shakir Bell vs. W. Kent. & Youngstown St. (2011)

PLAYER RUSH FOR A 90 OR MORE YARD TD:

91, Ryan Roberts vs. Western Illinois (2009)

HAD A DEFENSIVE STARTER SCORE AN OFF. TD:

1 yd, Ben Obaseki vs. Quincy (2012)

HAD TWO PLAYERS RUSH FOR 100+ YDS:

Darrius Gates & Shakir Bell vs. Quincy (2010)

ONE PLAYER WITH 30+ RUSHES:

33, Shakir Bell at Southern Illinois (2012)

HAD PLAYER WITH 100-149 RECEIVING YDS:

103, Justin Hilton vs. North Dakota State (2011)

HAD PLAYER WITH 150-199 RECEIVING YDS:

168, Donald Spencer vs. Southern Illinois (2011)

HAD PLAYER WITH 200-299 RECEIVING YDS:

253, Chris Johnson vs. Illinois State (1986)

HAD PLAYER WITH 300+ RECEIVING YDS:

319, Bill Griffith vs. Evansville (1955)

HAD PLAYER WITH 10+ PASS RECEPTIONS:

11, Carl Berman vs. Western Illinois (2005)

HAD PLAYER WITH 400 YDS TOTAL OFFENSE:

416, Blayne Baggett at Missouri State (2005)

HAD PLAYER SCORE 5 TDs IN GAME:

Darrius Gates vs. South Dakota State (2010)

HAD PLAYER SCORE 4 TDs IN GAME:

Shakir Bell vs. Youngstown State (2011)

HAD PLAYER SCORE 4 TDs IN ONE HALF:

Shakir Bell vs. Youngstown State (2011) (First Half)

HAD PLAYER PASS FOR 5 TDs:

Jeff Miller vs. Ball State (1985)

HAD PLAYER PASS FOR 4 TDs:

Ronnie Fouch at Youngstown State (2010)

HAD PLAYER PASS FOR 4 TDs IN CONSECUTIVE GAMES:

Ronnie Fouch vs. Quincy & Illinois State (2010)

HAD PLAYER RUSH FOR 3 TDs:

Brock Lough, vs. Butler (2011)

HAD PLAYER RUSH FOR 2 TDs:

Shakir Bell at Southern Illinois (2012)

HAD PLAYER CATCH 3 TD PASSES:

James Braden at Missouri State (2001)

HAD PLAYER KICK 4 FIELD GOALS:

Kyle Hooper at Eastern Illinois (2004)

HAD PLAYER KICK 3 FIELD GOALS:

Tanner Fritschle vs. Quincy (2012)

HAD A PLAYER WITH 3 INT:

John Allman vs. Illinois State (1979)

HAD A PLAYER WITH 2 INT:

Calvin Burnett at Southern Illinois (2012)

BLOCKED A FIELD GOAL:

Johnny Towalid, at Indiana (2012)

BLOCKED A FIELD GOAL FOR A TD:

Never

BLOCKED PAT RETURN:

Larry Carter vs. South Dakota (2008)

DIDN'T PUNT:

vs. Butler (2011)

ALLOWED BLOCKED PAT FOR CONVERSION:

at Kansas State (1991)

POSTED 500 RUSH YDS:

1975 vs. Dayton

POSTED 350 PASS YDS:

2005 at Missouri State

GAINED 650+ YDS TOTAL:

675, at Dayton (1975)

15 OR MORE PENALTIES:

17, vs. Illinois State (1994)

100+ PLAYS:

100, vs. Central Florida (1984)

SCORED 9 TDs:

9, vs. W.V. Tech (1994)

SCORED 8 TDs:

8, vs. Illinois State (2010)

SCORED 7 RUSHING TDs:

7, vs. St. Joseph's (2010)

The Last Time An Opponent ...

HAD 300+ YDS PASSING:

329, Mike Piatkowski vs. Drake (2012)

HAD 300+ YDS RUSHING:

328, Herb Donaldson vs. Western Illinois (2006)

HAD 150+ YDS RUSHING:

237, Zach Zenner vs. SDSU (2012)

HAD 150+ YDS RECEIVING:

153, James Hardy, at Indiana (2007)

RUSHED FOR 5 TDs:

5, Gerald Davis, at Missouri State (2007)

RUSHED FOR 6 TDs:

6, Herb Donaldson, at Western Illinois (2006)

2012 Season Statistics

Indiana State Overall Individual Statistics (as of Oct 01, 2012)
All games

| Rushing | gp | att | gain | loss | net | avg | td | lg | avg/g |
|-----------------|----|-----|------|------|------|------|----|----|-------|
| Bell, Shakir | 5 | 127 | 838 | 14 | 824 | 6.5 | 7 | 64 | 164.8 |
| Cheeseborough, | 3 | 20 | 128 | 17 | 111 | 5.6 | 0 | 53 | 37.0 |
| Gordon-Lamar, F | 4 | 20 | 73 | 3 | 70 | 3.5 | 0 | 14 | 17.5 |
| Dyer, Richie | 2 | 13 | 48 | 1 | 47 | 3.6 | 1 | 14 | 23.5 |
| Hileman, Lucas | 5 | 1 | 12 | 0 | 12 | 12.0 | 0 | 12 | 2.4 |
| Lawshe, Demory | 4 | 1 | 11 | 0 | 11 | 11.0 | 0 | 11 | 2.8 |
| Wozniak, Austen | 5 | 3 | 10 | 0 | 10 | 3.3 | 0 | 5 | 2.0 |
| Spencer, Donald | 5 | 1 | 7 | 0 | 7 | 7.0 | 0 | 7 | 1.4 |
| High, Taje | 5 | 1 | 1 | 0 | 1 | 1.0 | 0 | 1 | 0.2 |
| Obaseki, Ben | 5 | 1 | 1 | 0 | 1 | 1.0 | 1 | 1 | 0.2 |
| TM | 4 | 2 | 0 | 5 | -5 | -2.5 | 0 | 0 | -1.2 |
| Perish, Mike | 5 | 20 | 2 | 105 | -103 | -5.2 | 0 | 2 | -20.6 |
| Total | 5 | 210 | 1131 | 145 | 986 | 4.7 | 9 | 64 | 197.2 |
| Opponents | 5 | 185 | 775 | 84 | 691 | 3.7 | 4 | 87 | 138.2 |

| Passing | gp | effic | comp-att-int | pct | yds | td | lg | avg/g |
|-----------------|----|--------|--------------|------|-----|----|----|-------|
| Perish, Mike | 5 | 117.72 | 75-127-3 | 59.1 | 762 | 5 | 43 | 152.4 |
| Johnson, Travis | 3 | 102.50 | 2-4-0 | 50.0 | 25 | 0 | 13 | 8.3 |
| TM | 4 | 0.00 | 0-2-0 | 0.0 | 0 | 0 | 0 | 0.0 |
| Bell, Shakir | 5 | 0.00 | 0-1-0 | 0.0 | 0 | 0 | 0 | 0.0 |
| Total | 5 | 114.63 | 77-134-3 | 57.5 | 787 | 5 | 43 | 157.4 |
| Opponents | 5 | 92.63 | 79-160-6 | 49.4 | 849 | 3 | 71 | 169.8 |

| Receiving | gp | no. | yds | avg | td | lg | avg/g |
|------------------|----|-----|-----|------|----|----|-------|
| Mardis, Michael | 5 | 16 | 211 | 13.2 | 1 | 43 | 42.2 |
| Spencer, Donald | 5 | 16 | 145 | 9.1 | 0 | 22 | 29.0 |
| Lawshe, Demory | 4 | 14 | 147 | 10.5 | 2 | 22 | 36.8 |
| Riley, Tanner | 5 | 11 | 92 | 8.4 | 1 | 19 | 18.4 |
| Bell, Shakir | 5 | 10 | 91 | 9.1 | 0 | 34 | 18.2 |
| Wozniak, Austen | 5 | 3 | 37 | 12.3 | 1 | 23 | 7.4 |
| Dikos, Garrick | 5 | 3 | 25 | 8.3 | 0 | 12 | 5.0 |
| O'Leary, Chris | 5 | 2 | 14 | 7.0 | 0 | 9 | 2.8 |
| Dyer, Richie | 2 | 1 | 13 | 13.0 | 0 | 13 | 6.5 |
| Walker, Myles | 5 | 1 | 12 | 12.0 | 0 | 12 | 2.4 |
| Total | 5 | 77 | 787 | 10.2 | 5 | 43 | 157.4 |
| Opponents | 5 | 79 | 849 | 10.7 | 3 | 71 | 169.8 |

| Punt Returns | no. | yds | avg | td | lg |
|---------------------|-----|-----|------|----|----|
| Riley, Tanner | 7 | 87 | 12.4 | 0 | 18 |
| Total | 7 | 87 | 12.4 | 0 | 18 |
| Opponents | 3 | 30 | 10.0 | 0 | 22 |

| Interceptions | no. | yds | avg | td | lg |
|----------------------|-----|-----|------|----|----|
| Burnett, Calvin | 2 | 17 | 8.5 | 0 | 17 |
| Towalid, Johnny | 1 | 0 | 0.0 | 0 | 0 |
| King, Larry | 1 | 0 | 0.0 | 0 | 0 |
| Sewall, Mark | 1 | 77 | 77.0 | 0 | 77 |
| Layne, Donovan | 1 | 9 | 9.0 | 0 | 9 |
| Total | 6 | 103 | 17.2 | 0 | 77 |
| Opponents | 3 | 50 | 16.7 | 0 | 28 |

| Kick Returns | no. | yds | avg | td | lg |
|---------------------|-----|-----|------|----|----|
| High, Taje | 7 | 171 | 24.4 | 0 | 35 |
| Riley, Tanner | 2 | 54 | 27.0 | 0 | 30 |
| Wozniak, Austen | 1 | 5 | 5.0 | 0 | 5 |
| Total | 10 | 230 | 23.0 | 0 | 35 |
| Opponents | 12 | 234 | 19.5 | 0 | 45 |

| Fumble Returns | no. | yds | avg | td | lg |
|-----------------------|-----|-----|-----|----|----|
| Total | 0 | 0 | 0.0 | 0 | 0 |
| Opponents | 0 | 0 | 0.0 | 0 | 0 |

2012 Season Statistics

Indiana State Overall Individual Statistics (as of Oct 01, 2012) All games

| Scoring | td | fg | PAT | | | | dpx | saf | pts |
|------------------|-----------|------------|--------------|----------|----------|----------|----------|------------|-----|
| | | | kick | rush | rcv | pass | | | |
| Bell, Shakir | 7 | - | - | - | - | - | - | 42 | |
| Fritschle, Tann | - | 8-9 | 14-14 | - | - | - | - | 38 | |
| Lawshe, Demory | 2 | - | - | - | - | - | - | 12 | |
| Dyer, Richie | 1 | - | - | - | - | - | - | 6 | |
| Mardis, Michael | 1 | - | - | - | - | - | - | 6 | |
| Riley, Tanner | 1 | - | - | - | - | - | - | 6 | |
| Wozniak, Austen | 1 | - | - | - | - | - | - | 6 | |
| Obaseki, Ben | 1 | - | - | - | - | - | - | 6 | |
| Total | 14 | 8-9 | 14-14 | - | - | - | - | 122 | |
| Opponents | 7 | 4-9 | 7-7 | - | - | - | - | 61 | |

| Total Offense | g | plays | rush | pass | total | avg/g |
|------------------|----------|------------|------------|------------|-------------|--------------|
| Bell, Shakir | 5 | 128 | 824 | 0 | 824 | 164.8 |
| Perish, Mike | 5 | 147 | -103 | 762 | 659 | 131.8 |
| Cheeseborough, | 3 | 20 | 111 | 0 | 111 | 37.0 |
| Gordon-Lamar, F | 4 | 20 | 70 | 0 | 70 | 17.5 |
| Dyer, Richie | 2 | 13 | 47 | 0 | 47 | 23.5 |
| Johnson, Travis | 3 | 4 | 0 | 25 | 25 | 8.3 |
| Hileman, Lucas | 5 | 1 | 12 | 0 | 12 | 2.4 |
| Lawshe, Demory | 4 | 1 | 11 | 0 | 11 | 2.8 |
| Wozniak, Austen | 5 | 3 | 10 | 0 | 10 | 2.0 |
| Spencer, Donald | 5 | 1 | 7 | 0 | 7 | 1.4 |
| Obaseki, Ben | 5 | 1 | 1 | 0 | 1 | 0.2 |
| High, Taje | 5 | 1 | 1 | 0 | 1 | 0.2 |
| TM | 4 | 4 | -5 | 0 | -5 | -1.2 |
| Total | 5 | 344 | 986 | 787 | 1773 | 354.6 |
| Opponents | 5 | 345 | 691 | 849 | 1540 | 308.0 |

| Field Goals | fg | pct. | 01-19 | 20-29 | 30-39 | 40-49 | 50-99 | lg | blk |
|-----------------|-----|------|-------|-------|-------|-------|-------|----|-----|
| Fritschle, Tann | 8-9 | 88.9 | 0-0 | 4-4 | 3-3 | 1-2 | 0-0 | 45 | 0 |

| FG Sequence | Indiana State | Opponents |
|--------------------|----------------|------------|
| Indiana | (45) | (30),42,46 |
| Quincy | (23),(35),(25) | - |
| Drake | 46,(21),(35) | (22),22 |
| South Dakota State | (25) | (37),33 |
| Southern Illinois | (31) | (27),33 |

| Punting | no. | yds | avg | lg | tb | fc | i20 | 50+ | blk |
|------------------|-----------|-------------|-------------|-----------|----------|-----------|----------|-----------|----------|
| Hileman, Lucas | 27 | 1152 | 42.7 | 66 | 2 | 7 | 7 | 10 | 0 |
| Mardis, Michael | 1 | 41 | 41.0 | 41 | 0 | 0 | 0 | 0 | 0 |
| Total | 28 | 1193 | 42.6 | 66 | 2 | 7 | 7 | 10 | 0 |
| Opponents | 31 | 1134 | 36.6 | 58 | 0 | 11 | 6 | 2 | 0 |

| Kickoffs | no. | yds | avg | tb | ob | retn | net | ydln |
|------------------|-----------|-------------|-------------|-----------|----------|-------------|-------------|-----------|
| Fritschle, Tann | 23 | 1466 | 63.7 | 11 | 0 | | | |
| Total | 23 | 1466 | 63.7 | 11 | 0 | 19.5 | 41.6 | 23 |
| Opponents | 16 | 986 | 61.6 | 6 | 0 | 23.0 | 37.9 | 27 |

Numbers in (parentheses) indicate field goal was made.

2012 Season Statistics

Indiana State Game Results (as of Oct 01, 2012) All games

| Date | Opponent | Score | Overall | Conference | Time | Attend |
|--------------|----------------------|---------|---------|------------|------|--------|
| Sep 01, 2012 | at Indiana | L 17-24 | 0-1 | 0-0 | 3:17 | 41882 |
| 09/08/2012 | QUINCY | W 44-0 | 1-1 | 0-0 | 2:40 | 6294 |
| Sep 15, 2012 | DRAKE | W 27-10 | 2-1 | 0-0 | 3:03 | 7189 |
| * 09/22/12 | SOUTH DAKOTA STATE | L 10-24 | 2-2 | 0-1 | 2:45 | 5291 |
| * 09-29-12 | at Southern Illinois | W 24-3 | 3-2 | 1-1 | 3:05 | 12166 |

Indiana State Overall Individual Statistics (as of Oct 01, 2012) All games

| All Purpose | g | rush | rcv | pr | kr | ir | total | avg/g |
|-----------------|---|------|-----|----|-----|-----|-------|-------|
| Bell, Shakir | 5 | 824 | 91 | 0 | 0 | 0 | 915 | 183.0 |
| Riley, Tanner | 5 | 0 | 92 | 87 | 54 | 0 | 233 | 46.6 |
| Mardis, Michael | 5 | 0 | 211 | 0 | 0 | 0 | 211 | 42.2 |
| High, Taje | 5 | 1 | 0 | 0 | 171 | 0 | 172 | 34.4 |
| Lawshe, Demory | 4 | 11 | 147 | 0 | 0 | 0 | 158 | 39.5 |
| Spencer, Donald | 5 | 7 | 145 | 0 | 0 | 0 | 152 | 30.4 |
| Cheeseborough, | 3 | 111 | 0 | 0 | 0 | 0 | 111 | 37.0 |
| Sewall, Mark | 5 | 0 | 0 | 0 | 0 | 77 | 77 | 15.4 |
| Gordon-Lamar, | 4 | 70 | 0 | 0 | 0 | 0 | 70 | 17.5 |
| Dyer, Richie | 2 | 47 | 13 | 0 | 0 | 0 | 60 | 30.0 |
| Wozniak, Austen | 5 | 10 | 37 | 0 | 5 | 0 | 52 | 10.4 |
| Dikos, Garrick | 5 | 0 | 25 | 0 | 0 | 0 | 25 | 5.0 |
| Burnett, Calvin | 5 | 0 | 0 | 0 | 0 | 17 | 17 | 3.4 |
| O'Leary, Chris | 5 | 0 | 14 | 0 | 0 | 0 | 14 | 2.8 |
| Walker, Myles | 5 | 0 | 12 | 0 | 0 | 0 | 12 | 2.4 |
| Hileman, Lucas | 5 | 12 | 0 | 0 | 0 | 0 | 12 | 2.4 |
| Layne, Donovan | 4 | 0 | 0 | 0 | 0 | 9 | 9 | 2.2 |
| Obaseki, Ben | 5 | 1 | 0 | 0 | 0 | 0 | 1 | 0.2 |
| TM | 4 | -5 | 0 | 0 | 0 | 0 | -5 | -1.2 |
| Perish, Mike | 5 | -103 | 0 | 0 | 0 | 0 | -103 | -20.6 |
| Total | 5 | 986 | 787 | 87 | 230 | 103 | 2193 | 438.6 |
| Opponents | 5 | 691 | 849 | 30 | 234 | 50 | 1854 | 370.8 |

2012 Season Statistics

Indiana State Overall Defensive Statistics (as of Oct 01, 2012)
All games

| # | Defensive Leaders | gp | Tackles | | | tfl/yds | Sacks no-yds | Pass defense | | | Fumbles | | blkd | |
|----|-------------------|----|---------|-----|-----|---------|-----------------|--------------|------|-----|---------|----|------|-----|
| | | | ua | a | tot | | | int-yds | brup | qbh | rcv-yds | ff | kick | saf |
| 99 | Archie, Aaron | 5 | 21 | 37 | 58 | 7-8 | . | . | 3 | . | . | 1 | . | . |
| 34 | Washington, Jac | 5 | 19 | 36 | 55 | 4-6 | 1-3 | . | . | 1 | 1-0 | . | . | . |
| 44 | King, Larry | 5 | 11 | 17 | 28 | 1-1 | . | 1-0 | 2 | 2 | . | . | . | . |
| 5 | Burnett, Calvin | 5 | 16 | 12 | 28 | . | . | 2-17 | 6 | 1 | . | . | . | . |
| 91 | Boyd, Tyler | 5 | 10 | 14 | 24 | . | . | . | . | 2 | . | . | . | . |
| 20 | Painter, Dillon | 4 | 9 | 14 | 23 | 1-0 | . | . | 2 | 1 | . | . | . | . |
| 92 | Obaseki, Ben | 5 | 9 | 13 | 22 | 3-12 | 2-11 | . | . | 6 | . | 1 | . | . |
| 3 | Layne, Donovan | 4 | 12 | 9 | 21 | . | . | 1-9 | 1 | . | . | . | . | . |
| 28 | Towalid, Johnny | 5 | 5 | 12 | 17 | . | . | 1-0 | 6 | . | . | . | 1 | . |
| 55 | Underwood, Conn | 5 | 6 | 8 | 14 | 5-26 | 3-16 | . | 2 | 1 | . | . | . | . |
| 21 | Sewall, Mark | 5 | 6 | 7 | 13 | 1-2 | . | 1-77 | 3 | . | . | . | . | . |
| 8 | Batiste, Tarris | 4 | 3 | 9 | 12 | 1-6 | . | . | . | . | . | . | . | . |
| 50 | Bashir, Zakee | 5 | 1 | 10 | 11 | 1-10 | 1-10 | . | 1 | 1 | . | 1 | . | . |
| 53 | Jones, Russell | 5 | 3 | 7 | 10 | 2-1 | . | . | . | . | . | . | . | . |
| 97 | Bright, Jordan | 5 | 5 | 5 | 10 | 2-4 | . | . | . | 1 | . | . | . | . |
| 95 | Stafford, Tyler | 5 | 3 | 3 | 6 | 1-2 | 1-2 | . | . | 1 | . | . | . | . |
| 39 | Stowers, Alex | 4 | 3 | 1 | 4 | . | . | . | 1 | . | . | . | . | . |
| 40 | Harris, Jess | 5 | 3 | 1 | 4 | . | . | . | . | . | . | . | . | . |
| 11 | Walker, Kendall | 5 | 1 | 2 | 3 | . | . | . | . | . | . | . | . | . |
| 41 | Brown, Jamar | 5 | 1 | 2 | 3 | . | . | . | . | . | . | . | . | . |
| 80 | Riley, Tanner | 5 | 1 | 1 | 2 | . | . | . | . | . | . | . | . | . |
| 79 | Nicholls, Conrr | 4 | . | 2 | 2 | . | . | . | . | . | . | . | . | . |
| 45 | Scott, Josh | 5 | . | 2 | 2 | . | . | . | 2 | . | . | . | . | . |
| 6 | Harvey, Othniel | 5 | . | 2 | 2 | . | . | . | . | . | . | . | . | . |
| 36 | Mitchell, Kamer | 5 | . | 2 | 2 | . | . | . | . | . | . | . | . | . |
| 62 | Borchers, Evan | 5 | . | 1 | 1 | . | . | . | . | . | . | . | . | . |
| 32 | Strohm, Andre | 3 | . | 1 | 1 | . | . | . | 2 | . | . | . | . | . |
| 43 | Cox, Caleb | 1 | 1 | . | 1 | . | . | . | . | . | . | . | . | . |
| 58 | Key, Josh | 5 | . | 1 | 1 | . | . | . | . | . | . | . | . | . |
| 1 | Spencer, Donald | 5 | 1 | . | 1 | . | . | . | . | . | . | . | . | . |
| 94 | Fritschle, Tann | 5 | 1 | . | 1 | . | . | . | . | . | . | . | . | . |
| 88 | Mardis, Michael | 5 | . | 1 | 1 | . | . | . | . | . | . | . | . | . |
| 22 | Bell, Shakir | 5 | 1 | . | 1 | . | . | . | . | . | . | . | . | . |
| | Total | 5 | 152 | 232 | 384 | 29-78 | 8-42 | 6-103 | 31 | 17 | 1-0 | 3 | 1 | . |
| | Opponents | 5 | 156 | 254 | 410 | 47-138 | 16-106 | 3-50 | 14 | 7 | 2-0 | 3 | . | . |

2012 Game-By-Game Statistics

Game-by-Game Rushing

| Player | IU | QUINCY | DRAKE | SDSU | SIU | MSU | NDSU | WIU | USD | ILS | YSU |
|---------------|--------------|--------------|--------------|--------------|--------------|--------------|--------------|--------------|--------------|--------------|--------------|
| | Att.-Yds./TD | Att.-Yds./TD | Att.-Yds./TD | Att.-Yds./TD | Att.-Yds./TD | Att.-Yds./TD | Att.-Yds./TD | Att.-Yds./TD | Att.-Yds./TD | Att.-Yds./TD | Att.-Yds./TD |
| Bell, S. | 24-192/1 | 19-69/1 | 33-349/2 | 18-54/1 | 33-160/2 | | | | | | |
| Cheeseborough | DNP | 7-72/0 | 8-11/0 | — | 5-28/0 | | | | | | |
| Gordan-Lamar | DNP | 10-47/0 | 6-20/0 | — | 4-3/0 | | | | | | |
| Dyer, R. | DNP | 13-47/1 | — | — | DNP | | | | | | |
| Hileman, L. | — | — | — | 1-12/0 | — | | | | | | |
| Lawshe, D. | — | 1-11/0 | — | — | DNP | | | | | | |
| Wozniak, A. | — | — | — | — | 3-10/0 | | | | | | |
| Spencer, D. | 1-7/0 | — | — | — | — | | | | | | |
| High, T. | 1-1/0 | — | — | — | — | | | | | | |
| Obaseki, B. | — | 1-1/1 | — | — | — | | | | | | |
| Perish, M. | 6-(-24)/0 | 3-(-7)/0 | 2-(-10)/0 | 6-(-43)/0 | 3-(-19)/0 | | | | | | |

Game-by-Game Passing (Comp-Att-TD-INT-Yards)

| Player | IU | QUINCY | DRAKE | SDSU | SIU | MSU | NDSU | WIU | USD | ILS | YSU |
|-------------|-----------------------|-----------------------|-----------------------|-----------------------|-----------------------|-----------------------|-----------------------|-----------------------|-----------------------|-----------------------|-----------------------|
| | Comp-Att-TD-INT-Yards | Comp-Att-TD-INT-Yards | Comp-Att-TD-INT-Yards | Comp-Att-TD-INT-Yards | Comp-Att-TD-INT-Yards | Comp-Att-TD-INT-Yards | Comp-Att-TD-INT-Yards | Comp-Att-TD-INT-Yards | Comp-Att-TD-INT-Yards | Comp-Att-TD-INT-Yards | Comp-Att-TD-INT-Yards |
| Perish, M. | 20-31-1-1-211 | 10-16-2-0-165 | 7-13-1-1-94 | 27-46-0-1-219 | 11-21-1-0-73 | | | | | | |
| Johnson, T. | — | 2-4-0-0-25 | — | DNP | — | | | | | | |

Field Goals (Made field goals in bold/Missed field goals in italics)

| Player | IU | QUINCY | DRAKE | SDSU | SIU | MSU | NDSU | WIU | USD | ILS | YSU |
|---------------|-------------|-------------------|-------------------|-------------|-------------|-------------|-------------|-------------|-------------|-------------|-------------|
| | Made-Missed | Made-Missed | Made-Missed | Made-Missed | Made-Missed | Made-Missed | Made-Missed | Made-Missed | Made-Missed | Made-Missed | Made-Missed |
| Fritschle, T. | 45 | 23, 35, 25 | 46, 21, 35 | 25 | 31 | | | | | | |

Game-by-Game Receiving

| Player | IU | QUINCY | DRAKE | SDSU | SIU | MSU | NDSU | WIU | USD | ILS | YSU |
|-------------|--------------|--------------|--------------|--------------|--------------|--------------|--------------|--------------|--------------|--------------|--------------|
| | Rec.-Yds./TD | Rec.-Yds./TD | Rec.-Yds./TD | Rec.-Yds./TD | Rec.-Yds./TD | Rec.-Yds./TD | Rec.-Yds./TD | Rec.-Yds./TD | Rec.-Yds./TD | Rec.-Yds./TD | Rec.-Yds./TD |
| Mardis, M. | 6-65/0 | 3-68/1 | 1-10/0 | 5-59/0 | 1-9/0 | | | | | | |
| Spencer, D. | 7-64/0 | 3-29/0 | 1-9/0 | 3-32/0 | 2-11/0 | | | | | | |
| Lawshe, D. | 1-16/0 | 1-21/1 | 3-48/1 | 9-62/0 | DNP | | | | | | |
| Riley, T. | — | 1-8/0 | — | 4-44/0 | 6-40/1 | | | | | | |
| Bell, S. | 4-31/0 | 1-34/0 | 2-27/0 | 3-(-1)/0 | — | | | | | | |
| Wozniak, A. | 1-23/1 | — | — | 2-14/0 | — | | | | | | |
| Dikos, G. | 1-12/0 | — | — | — | 2-13/0 | | | | | | |
| O'Leary, C. | — | 1-5/0 | — | 1-9/0 | — | | | | | | |
| Dyer, R. | DNP | 1-13/0 | — | — | DNP | | | | | | |
| Walker, M. | — | 1-12/0 | — | — | — | | | | | | |

Game-by-Game Returns

Punt Returns

| Player | IU | QUINCY | DRAKE | SDSU | SIU | MSU | NDSU | WIU | USD | ILS | YSU |
|-----------|--------------|--------------|--------------|--------------|--------------|--------------|--------------|--------------|--------------|--------------|--------------|
| | Att.-Yds.-TD | Att.-Yds.-TD | Att.-Yds.-TD | Att.-Yds.-TD | Att.-Yds.-TD | Att.-Yds.-TD | Att.-Yds.-TD | Att.-Yds.-TD | Att.-Yds.-TD | Att.-Yds.-TD | Att.-Yds.-TD |
| Riley, T. | — | 4-47/0 | — | 2-32/0 | 1-8/0 | | | | | | |

Kickoff Returns

| Player | IU | QUINCY | DRAKE | SDSU | SIU | MSU | NDSU | WIU | USD | ILS | YSU |
|-------------|--------------|--------------|--------------|--------------|--------------|--------------|--------------|--------------|--------------|--------------|--------------|
| | Att.-Yds.-TD | Att.-Yds.-TD | Att.-Yds.-TD | Att.-Yds.-TD | Att.-Yds.-TD | Att.-Yds.-TD | Att.-Yds.-TD | Att.-Yds.-TD | Att.-Yds.-TD | Att.-Yds.-TD | Att.-Yds.-TD |
| High, T. | 2-55/0 | 1-35/0 | 2-31/0 | 2-50/0 | — | | | | | | |
| Riley, T. | 1-24/0 | — | 1-30/0 | — | — | | | | | | |
| Wozniak, A. | — | — | — | 1-5/0 | — | | | | | | |

2012 Game-By-Game Statistics

Offense

| Opponent | WR | LT | LG | C | RG | RT | TB | TE/WR | QB | FB/TE | WR |
|----------------------|-------------|-------------|----------|--------------|-------------|--------------|----------|------------|------------|-------------|------------|
| at Indiana | Spencer, D. | Patrick, P. | Wood, J. | Borchers, E. | Rice, N. | Paswater, C. | Bell, S. | Mardis, M. | Perish, M. | Dikos, G. | Lawshe, D. |
| Quincy | Spencer, D. | Patrick, P. | Wood, J. | Borchers, E. | Masters, A. | Paswater, C. | Bell, S. | Mardis, M. | Perish, M. | Wozniak, A. | Lawshe, D. |
| Drake | Spencer, D. | Patrick, P. | Rice, N. | Borchers, E. | Masters, A. | Paswater, C. | Bell, S. | Mardis, M. | Perish, M. | Wozniak, A. | Lawshe, D. |
| South Dakota State | Spencer, D. | Patrick, P. | Rice, N. | Borchers, E. | Wood, J. | Paswater, C. | Bell, S. | Mardis, M. | Perish, M. | Dikos, G. | Lawshe, D. |
| at Southern Illinois | Spencer, D. | Patrick, P. | Rice, N. | Norberg, O. | Masters, A. | Paswater, C. | Bell, S. | Mardis, M. | Perish, M. | Wozniak, A. | Riley, T. |

Defense

| Opponent | DE | DT | DT | DE | SLB | MLB | WLB | CB | CB | S | S |
|----------------------|-------------|------------|----------|---------------|-------------|------------|----------------|-------------|-------------|------------|----------|
| at Indiana | Obaseki, B. | Bright, J. | Boyd, T. | Bashir, Z. | Painter, D. | Archie, A. | Washington, J. | Towalid, J. | Burnett, C. | Layne, D. | King, L. |
| Quincy | Obaseki, B. | Bright, J. | Boyd, T. | Bashir, Z. | Painter, D. | Archie, A. | Washington, J. | Towalid, J. | Burnett, C. | Sewall, M. | King, L. |
| Drake | Obaseki, B. | Bright, J. | Boyd, T. | Bashir, Z. | Painter, D. | Archie, A. | Washington, J. | Towalid, J. | Burnett, C. | Layne, D. | King, L. |
| South Dakota State | Obaseki, B. | Bright, J. | Boyd, T. | Bashir, Z. | Painter, D. | Archie, A. | Washington, J. | Towalid, J. | Burnett, C. | Sewall, M. | King, L. |
| at Southern Illinois | Obaseki, B. | Bright, J. | Boyd, T. | Underwood, C. | Batiste, T. | Archie, A. | Washington, J. | Towalid, J. | Burnett, C. | Layne, D. | King, L. |

Game-by-Game Defensive Tackles

| Player | IU | QUINCY | DRAKE | SDSU | SIU | MSU | NDSU | WIU | USD | ILS | YSU |
|----------------|----------------|----------------|----------------|----------------|----------------|----------------|----------------|----------------|----------------|----------------|----------------|
| | Solo-Ast-Total | Solo-Ast-Total | Solo-Ast-Total | Solo-Ast-Total | Solo-Ast-Total | Solo-Ast-Total | Solo-Ast-Total | Solo-Ast-Total | Solo-Ast-Total | Solo-Ast-Total | Solo-Ast-Total |
| Archie, A. | 4-8-12 | 4-7-11 | 6-8-14 | 2-9-11 | 5-5-10 | | | | | | |
| Washington, J. | 8-5-13 | 3-6-9 | 4-10-14 | 1-9-10 | 3-6-9 | | | | | | |
| King, L. | 2-3-5 | 1-1-2 | 6-2-8 | 1-9-10 | 1-2-3 | | | | | | |
| Burnett, C. | 9-1-10 | 1-2-3 | 1-3-4 | 3-3-6 | 2-3-5 | | | | | | |
| Boyd, T. | 4-0-4 | 0-4-4 | 2-2-4 | 2-3-5 | 3-4-7 | | | | | | |
| Painter, D. | 5-7-12 | — | 2-4-6 | 2-3-5 | DNP | | | | | | |
| Obaseki, B. | 5-1-6 | 0-2-2 | 1-2-3 | 1-4-5 | 2-3-5 | | | | | | |
| Layne, D. | 6-5-11 | DNP | 3-2-5 | 2-0-2 | 1-2-3 | | | | | | |
| Towalid, J. | 0-2-2 | 2-0-2 | 3-2-5 | 0-4-4 | 0-4-4 | | | | | | |
| Underwood, C. | 0-3-3 | — | 3-1-4 | 2-1-3 | 1-3-4 | | | | | | |
| Sewall, M. | 1-2-3 | 3-1-4 | 0-1-1 | 1-3-4 | 2-0-2 | | | | | | |
| Batiste, T. | DNP | — | 0-4-4 | 0-2-2 | 3-3-6 | | | | | | |
| Bashir, Z. | 0-2-2 | — | 1-2-3 | 0-2-2 | 0-4-4 | | | | | | |
| Jones, R. | 1-2-3 | 0-2-2 | 0-2-2 | 1-1-2 | 1-0-1 | | | | | | |
| Bright, J. | 2-1-3 | 1-0-1 | — | 1-2-3 | 1-2-3 | | | | | | |
| Stafford, T. | 1-0-1 | — | 0-2-2 | 1-0-1 | 1-1-2 | | | | | | |
| Stowers, A. | — | 3-0-3 | — | — | 0-1-1 | | | | | | |
| Harris, J. | — | 2-0-2 | 0-1-1 | — | 1-0-1 | | | | | | |
| Walker, K. | — | 0-1-1 | 0-1-1 | — | 1-0-1 | | | | | | |
| Brown, J. | — | — | — | 1-0-1 | 0-2-2 | | | | | | |
| Riley, T. | — | — | 1-0-1 | — | 0-1-1 | | | | | | |
| Nicholls, C. | 0-2-2 | — | — | — | — | | | | | | |
| Scott, J. | — | 0-2-2 | — | — | — | | | | | | |
| Harvey, O. | — | — | — | — | 0-2-2 | | | | | | |
| Mitchell, K. | — | 0-1-1 | — | — | 0-1-1 | | | | | | |
| Borchers, E. | — | — | 0-1-1 | — | — | | | | | | |
| Strohm, A. | — | — | 0-1-1 | DNP | DNP | | | | | | |
| Cox, C. | DNP | 1-0-1 | DNP | DNP | DNP | | | | | | |
| Keyt, J. | — | 0-1-1 | — | — | — | | | | | | |
| Spencer, D. | 1-0-1 | — | — | — | — | | | | | | |
| Fritschle, T. | — | 1-0-1 | — | — | — | | | | | | |
| Mardis, M. | — | — | 0-1-1 | — | — | | | | | | |
| Bell, S. | — | — | — | 1-0-1 | — | | | | | | |

Indiana State In The NCAA & MVFC Statistical Rankings

Indiana St. (3 - 2 - 0)

Thru: 09/29/2012 - Week 5

2012 SCHEDULE AND RESULTS

3-2 W-1

Missouri Valley FB Conference Record: 1-1

| | | | |
|----------------|--------------------|---------|---|
| Sat 09/01/2012 | @ Indiana * | 17 - 24 | L |
| Sat 09/08/2012 | QUINCY | 44 - 0 | W |
| Sat 09/15/2012 | DRAKE | 27 - 10 | W |
| Sat 09/22/2012 | SOUTH DAKOTA ST. | 10 - 24 | L |
| Sat 09/29/2012 | @ Southern Ill. * | 24 - 3 | W |
| Sat 10/06/2012 | MISSOURI ST. | | |
| Sat 10/13/2012 | @ North Dakota St. | | |
| Sat 10/20/2012 | @ Western Ill. * | | |
| Sat 10/27/2012 | SOUTH DAKOTA | | |
| Sat 11/03/2012 | ILLINOIS ST. | | |
| Sat 11/17/2012 | @ Youngstown St. | | |

HOME GAME IN CAPS * Night Game ^ Neutral Site
OT Overtime Game

TEAM RANKINGS

121 teams ranked in Football Championship Subdivision
10 teams ranked in the Missouri Valley FB Conference

| Category | National Rank | Actual | National Leader | Actual | Conf Rank | Missouri Valley FB Conference Leader | Actual |
|-------------------------|---------------|--------|------------------|--------|-----------|--------------------------------------|--------|
| Rushing Offense | 27 | 197.20 | Wofford | 485.25 | 4 | South Dakota St. | 236.40 |
| Passing Offense | 96 | 157.40 | Old Dominion | 465.00 | 8 | UNI | 273.40 |
| Total Offense | 65 | 354.60 | Old Dominion | 654.20 | 7 | North Dakota St. | 471.25 |
| Scoring Offense | 63 | 24.40 | Old Dominion | 56.20 | 5 | North Dakota St. | 43.25 |
| Rushing Defense | 41 | 138.20 | Wofford | 49.25 | 6 | North Dakota St. | 61.00 |
| Pass Efficiency Defense | 4 | 92.66 | Jacksonville | 70.34 | 2 | South Dakota St. | 88.26 |
| Total Defense | 16 | 308.00 | North Dakota St. | 204.00 | 4 | North Dakota St. | 204.00 |
| Scoring Defense | 2 | 12.20 | North Dakota St. | 8.75 | 2 | North Dakota St. | 8.75 |
| Net Punting | 5 | 40.11 | Hampton | 41.69 | 2 | UNI | 41.00 |
| Punt Returns | 23 | 12.43 | Southeastern La. | 28.00 | 2 | North Dakota St. | 12.73 |
| Kickoff Returns | 31 | 23.00 | Southern U. | 30.15 | 3 | UNI | 26.55 |
| Turnover Margin | 40 | .40 | Bethune-Cookman | 2.80 | 6 | North Dakota St. | 1.75 |
| Pass Defense | 23 | 169.80 | Jacksonville | 116.20 | 2 | North Dakota St. | 143.00 |
| Passing Efficiency | 75 | 114.67 | Youngstown St. | 171.84 | 6 | Youngstown St. | 171.84 |
| Sacks | 62 | 1.60 | Harvard | 4.67 | 7 | South Dakota St. | 3.60 |
| Tackles For Loss | 76 | 4.80 | Central Ark. | 9.80 | 6 | North Dakota St. | 7.50 |
| Sacks Allowed | T-107 | 3.20 | Richmond | .20 | 9 | North Dakota St. | .50 |

T=tied at this ranking

PLAYER RANKINGS

Player must have played in 75% of team's games
Summary of the top 100 national leaders and top 25 conference leaders
15 categories ranked

| Category | Player | National Rank | Actual | National Leader | Actual | Conf Rank | Missouri Valley FB Conference Leader | Actual |
|--|---------------------|---------------|--------|---------------------------|--------|-----------|--------------------------------------|--------|
| Rushing | Shakir Bell | 3 | 164.80 | Breitenstein (Wofford) | 233.33 | 2 | Zenner (South Dakota St.) | 215.40 |
| | Foluke Gordon-Lamar | | 17.50 | | | 25 | | |
| Passing Efficiency (Min. 15 Att./Game) | Mike Perish | 70 | 117.72 | Hess (Youngstown St.) | 175.49 | 6 | Hess (Youngstown St.) | 175.49 |
| Total Offense | Shakir Bell | 87 | 164.80 | Heinicke (Old Dominion) | 503.60 | 9 | Brown (Illinois St.) | 282.20 |
| | Mike Perish | | 131.80 | | | 11 | | |
| Receptions Per Game | Demory Lawshe | | 3.50 | Lora (Eastern Ill.) | 11.00 | T-13 | Walker (Illinois St.) | 6.20 |
| | Donald Spencer | | 3.20 | | | T-20 | | |
| | Michael Mardis | | 3.20 | | | T-20 | | |
| Receiving Yards Per Game | Michael Mardis | | 42.20 | Lora (Eastern Ill.) | 157.20 | 15 | Walker (Illinois St.) | 89.00 |
| | Demory Lawshe | | 36.75 | | | 19 | | |
| Interceptions | Calvin Burnett | T-42 | .40 | Molino (Cal Poly) | 1.00 | T-4 | Williams (North Dakota St.) | .67 |
| | Mark Sewall | | .20 | | | T-16 | | |
| | Johnny Towalid | | .20 | | | T-16 | | |
| | Larry King | | .20 | | | T-16 | | |
| Punting (Min. 3.6 Punts/Game) | Lucas Hileman | 18 | 42.67 | Epperson (Weber St.) | 48.00 | 1 | Hileman (Indiana St.) | 42.67 |
| Punt Returns (Min. 1.2 Ret./Game) | Tanner Riley | 14 | 12.43 | Shanks (Northern Ariz.) | 36.43 | 1 | Riley (Indiana St.) | 12.43 |
| Kickoff Returns (Min. 1.2 Ret./Game) | Taje High | 38 | 24.43 | Henderson (Coastal Caro.) | 39.33 | 3 | Tiefenthaler (South Dakota St.) | 30.17 |
| Field Goals | Tanner Fritschle | T-11 | 1.60 | Keller (North Dakota St.) | 2.00 | 3 | Keller (North Dakota St.) | 2.00 |
| Scoring | Shakir Bell | T-30 | 8.40 | Breitenstein (Wofford) | 14.00 | T-4 | Keller (North Dakota St.) | 11.25 |
| | Tanner Fritschle | T-53 | 7.60 | | | 7 | | |
| All-Purpose Runners | Shakir Bell | 6 | 183.00 | Breitenstein (Wofford) | 233.33 | 2 | Zenner (South Dakota St.) | 224.20 |
| Sacks | Connor Underwood | T-56 | .60 | Hodges (Harvard) | 1.33 | T-11 | Underwood (Illinois St.) | 1.10 |
| | Ben Obaseki | | .40 | | | T-21 | | |
| Tackles | Aaron Archie | T-9 | 11.40 | McCabe (Georgetown) | 13.60 | T-1 | Shafrath (South Dakota St.) | 11.40 |
| | Jacolby Washington | T-15 | 11.00 | | | T-3 | | |
| Tackles For Loss | Connor Underwood | T-88 | 1.00 | Taylor (Sam Houston St.) | 2.13 | T-8 | Peete (South Dakota St.) | 1.40 |
| | Aaron Archie | T-88 | 1.00 | | | T-8 | | |

T=tied at this ranking

Week 1 Recap -- at Indiana (Sept. 1, 2012)

Game 1

Indiana 24, Indiana State 17

September 1, 2012
 Memorial Stadium
 Bloomington, Ind.
 41,882



BLOOMINGTON, Ind. - Indiana State struck first at Indiana and had the ball with a chance to tie on the last play of the game, but eventually the Hoosiers walked away with a hard fought 24-17 victory over the Sycamores in front of 41,882 fans at Memorial Stadium.

ISU falls to 0-1 on the young season while Indiana improved to 1-0.

Junior tailback Shakir Bell rushed for 192 yards on 24 carries -- with a 54-yard touchdown, which proved to be a new school record for most rushing yards by a Sycamore ever in a season opening game. It was the 16th 100-yard rushing game by a Sycamore in a season lidlifter.

Mike Perish made his Sycamore debut and amassed 211 yards through the air on 20-of-31 passing. It was the seventh 200-yard passing game in the history of ISU during a season opener and the first since Reilly Murphy had 235 at Purdue to open the 2006 campaign.

Donald Spencer had seven catches for 64 yards and Michael Mardis recorded six receptions for 65 yards to lead the way.

The Sycamores put five different defenders into double digit tackles with Jacoby Washington leading the way with 13, including one for a loss. Dillion Painter & Aaron Archie recorded 12 while Donovan Layne posted 11 and Calvin Burnett had 10.

Tre Roberson paced the Indiana offense with a 26-of-36 passing performance for 280 yards and one touchdown.

Leading 17-10 at the half, Indiana drove the ball 11 yards and 75 yards over the first 4:55 of the third quarter to extend their advantage to two possessions with a one-yard scoring plunge by quarterback Tre Roberson.

The Sycamores spirit was not dampened by the Hoosier TD as they marched down the field for a 10-play, 76-yard drive which ended with a 23-yard pass from Mike Perish to Austen Wozniak with 5:14 left in the third quarter to trim the Hoosier lead down to 24-17. The catch for Wozniak represented the eighth pass completion in a row for Perish, which is the longest streak for a Sycamore since Ronnie Fouch had 10 in a row and just three short of Jeff Miller's school record set in 1984.


Screen passes to Spencer and Bell from quarterback Mike Perish led to a Shakir Bell rush over left guard for a 54-yard touchdown at the 6:28 mark of the first quarter to give the Sycamores a 7-0 lead.

Indiana got a three-and-out stop on defense and drove into the red zone but this time they had to settle for a 30-yard field goal by Mitch Ewald with 4:45 left in the second quarter to give the Hoosiers a 17-7 lead.

The Sycamores and Hoosiers traded punts and the Sycamores got it 46 seconds on the clock at their own 35-yard line. Bell broke off a pair of long runs to move the ball into Hoosier territory before Perish completed passes to Michael Mardis, Demory Lawshe and Donald Spencer to move inside the IU 30. Tanner Fritschle drilled his first career field goal - a 45-yarder - as the first half clock expired to inch the Sycamores closer at 17-10.

Shakir Bell finished the first half with 145 yards rushing on 14 attempts while Mike Perish was 9-of-13 for 74 yards and Donald Spencer had four catches for 31 yards. Calvin Burnett led the Sycamores with seven total tackles before the break.

"I think our kids will make a big step from this game to the next game, just from the mental standpoint of the game," Miles said.



| | | | | | |
|----------------------|----------|-----------|----------|----------|-----------|
| Indiana State | 7 | 3 | 7 | 0 | 17 |
| Indiana | 7 | 10 | 7 | 0 | 24 |

Scoring Summary

| | | | |
|------------------|------------|---|--------------|
| 1st 6:28 | ISU | Shakir Bell 54-yd run (Fritschle kick) (5-84-2:20) | 7-0 |
| 1st 5:35 | IU | Wynn 71-yd pass from Roberson (Ewald kick) (3-82-0:53) | 7-7 |
| 2nd 13:53 | IU | Houston 15-yd run (Ewald kick) (11-74-3:38) | 7-14 |
| 2nd 4:45 | IU | Ewald 30-yard field goal (17-66-6:54) | 7-17 |
| 2nd 0:00 | ISU | Fritschle 45-yard field goal (8-65-0:46) | 10-17 |
| 3rd 11:05 | IU | Tre Roberson 1-yd run (Ewald kick) (11-75-3:55) | 10-24 |
| 3rd 5:14 | ISU | Wozniak 23-yd pass from Perish (Fritschle kick) (10-76-5:51) | 17-24 |

Team Statistics

| | ISU | IU |
|----------------------------|------------|-----------|
| First Downs | 19 | 26 |
| Rushing | 8 | 10 |
| Passing | 11 | 11 |
| Penalty | 0 | 5 |
| Net Yards Rushing | 176 | 171 |
| Rushing Attempts | 32 | 47 |
| Net Yards Passing | 211 | 280 |
| Cmp.-Att.-Int. | 20-32-1 | 26-36-0 |
| Total Offense Yards | 387 | 451 |
| Total Offense Plays | 64 | 83 |
| Fumbles: No.-Lost | 1-1 | 0-0 |
| Penalties: No.-Yards | 7-85 | 8-65 |
| Punts-Yards | 5-208 | 4-128 |
| Avg. Yards Per Punt | 41.6 | 32.0 |
| Punt Returns: No.-Yards | 0-0 | 0-0 |
| Kickoff Returns: No.-Yards | 3-189 | 5-319 |
| Interceptions: No.-Yards | 0-0 | 1-4 |
| Possession Time | 27:35 | 32:08 |
| Third Down Conversions | 3-12 | 10-20 |
| Fourth Down Conversions | 1-3 | 2-3 |
| Red Zone Scores-Chances | 0-0 | 3-3 |
| Sacks By: No.-Yards | 0-0 | 5-26 |
| PAT Kicks | 2-2 | 3-3 |
| Field Goals | 1-1 | 3-3 |

Individual Statistics
RUSHING: ISU: Shakir Bell 24-192, 1 TD; Donald Spencer 1-7; Taje High 1-1; Mike Perish 6-(-24).
IU: D. Roberts 22-67; Tevin Coleman 7-48; S. Houston 10-33, 1 TD; Tre Roberson 7-19, 1 TD; Shane Wynn 1-4.

PASSING: ISU: Mike Perish 20-31-1, 211, 1 TD; Team 0-1-0, 0. **IU:** Tre Roberson 26-36-0, 280, 1 TD.

RECEIVING: ISU: Donald Spencer 7-64; Michael Mardis 6-65; Shakir Bell 4-31; Austen Wozniak 1-23, 1 TD; Demory Lawshe 1-16; Garrick Dikos 1-12. **IU:** Shane Wynn 6-95, 1 TD; Duwyce Wilson 5-52; Cody Latimer 5-40; Ted Bolser 3-45; Nick Stoner 2-16; J. Chester 1-17; D. Roberts 1-6; Tevin Coleman 1-5; Ricky Jones 1-2; S. Houston 1-2.

Week 2 Recap -- vs. Quincy (Sept. 8, 2012)

Game 2

Indiana State 44, Quincy 0

September 8, 2012

Memorial Stadium

Terre Haute, Ind.

6,294



TERRE HAUTE, Ind. -- The Indiana State Sycamores posted their first shutout in 16 seasons by earning a 44-0 victory over Quincy on a sunny afternoon in front of 6,294 fans at Memorial Stadium.

The Sycamore defense allowed just 114 yards of total offense to Quincy in the victory and surrendered only nine first downs to the Hawks. The game marked the first shutout for the Sycamores since a 1996 victory in the season opener against Mars Hill.

Indiana State scored in eight of their first nine offensive possessions, including touchdowns on their first three offensive drives.

The Sycamores completed a pair of long third down conversions on their first drive and capped a seven-play, 59-yard jaunt down the field with a 12-yard touchdown run from Shakir Bell to take a 7-0 lead with 11:16 remaining in the first quarter.

Michael Mardis scored on the first play of the Sycamores' second drive with a 43-yard reception from Mike Perish to make it 14-0.

Ben Obaseki scored his seventh career offensive touchdown with a one-yard touchdown rush with 4:32 remaining in the opening stanza on another seven play drive for the 21-0 lead.

Mark Sewall forced a fumble and Jacolby Washington recovered the ball following the Obaseki touchdown but the Sycamores had to punt the ball at the start of the second quarter. It would be the only offensive drive for the Sycamores for nearly 44 minutes of game time that the Sycamores would not eventually score.

Following a Quincy punt, the Sycamores took over and drove just 13 yards to net a 23-yard field goal by Tanner Fritschle with 11:27 remaining in the first half for the 24-0 lead.

Larry King came down with his first interception of the season with 9:30 remaining in the second quarter and spurred on by a 53-yard rush by George Cheeseborough, the Sycamores drove 71 yards to score on a Perish to Demory Lawshe 21-yard hookup with 6:52 to go before the half for a 31-0 advantage.

Fritschle added his second field goal of the first half -- a 35-yard attempt -- with 1:53 remaining before the break for a 34-0 lead after a 36-yard drive which was set by an eight-yard punt return from Tanner Riley.


The Hawks appeared poised to be moving into scoring position, but Sewall came up big again with his first career interception as the first half clock expired and he returned it 77-yards to the Quincy 18-yard line before the Hawks were flagged for a personal foul which moved the ball to the Quincy nine and the penalty forced an untimed down at the end of the half.

Fritschle stepped up with no time on the clock to drill a 25-yard field goal for a 37-0 lead.

It marked the first time a Sycamore had made three field goals in a game since Cory Little did it last season at Western Kentucky.

The second half saw the Sycamore reserves receive the bulk of the action as the defense got a stop and then Richie Dyer capped off a 13-play, 69-yard drive that chewed up seven minutes of game time with a four-yard touchdown rush for a 44-0 lead.

Cheeseborough led the way for the Sycamores on the ground with 72 rushing yards on seven carries while Bell had 69 rushing yards on 19 carries with a touchdown. Dyer posted 47 rushing yards on 13 carries with a TD and Foluke Gordan-Lamar also had 47 yards on the ground over 10 carries.



| | | | | | |
|---------------|----|----|---|---|----|
| Quincy | 0 | 0 | 0 | 0 | 0 |
| Indiana State | 21 | 16 | 7 | 0 | 44 |

Scoring Summary

| | | | | |
|-----|-------|-----|--|------|
| 1st | 11:16 | ISU | Bell 12-yd run (Fritschle kick) (7-59-3:44) | 7-0 |
| 1st | 9:21 | ISU | Mardis 43-yd pass from Perish (Fritschle kick) (1-43-0:09) | 14-0 |
| 1st | 4:23 | ISU | Obaseki 1-yd run (Fritschle kick) (7-41-3:10) | 21-0 |
| 2nd | 11:27 | ISU | Fritschle 23-yd field goal (6-13-2:30) | 24-0 |
| 2nd | 6:52 | ISU | Lawshe 21-yd pass from Perish (Fritschle kick) (5-71-2:11) | 31-0 |
| 2nd | 1:53 | ISU | Fritschle 35-yd field goal (8-36-3:00) | 34-0 |
| 2nd | 0:00 | ISU | Fritschle 25-yd field goal (1-0-0:00) | 37-0 |
| 3rd | 2:10 | ISU | Dyer 4-yd run (Fritschle kick) (13-69-7:00) | 44-0 |

Team Statistics

| | Quincy | ISU |
|----------------------------|--------|---------|
| First Downs | 9 | 21 |
| Rushing | 3 | 10 |
| Passing | 3 | 8 |
| Penalty | 3 | 3 |
| Net Yards Rushing | 73 | 237 |
| Rushing Attempts | 31 | 55 |
| Net Yards Passing | 41 | 190 |
| Cmp.-Att.-Int. | 3-22-2 | 12-20-0 |
| Total Offense Yards | 114 | 427 |
| Total Offense Plays | 53 | 75 |
| Fumbles: No.-Lost | 1-1 | 1-0 |
| Penalties: No.-Yards | 9-89 | 12-115 |
| Punts-Yards | 8-307 | 2-79 |
| Avg. Yards Per Punt | 38.4 | 39.5 |
| Punt Returns: No.-Yards | 0-0 | 4-47 |
| Kickoff Returns: No.-Yards | 3-68 | 1-35 |
| Interceptions: No.-Yards | 0-0 | 2-77 |
| Possession Time | 21:30 | 38:30 |
| Third Down Conversions | 2-14 | 8-16 |
| Fourth Down Conversions | 1-2 | 1-3 |
| Red Zone Scores-Chances | 0-1 | 6-6 |
| Sacks By: No.-Yards | 1-7 | 0-0 |
| PAT Kicks | 0-0 | 5-5 |
| Field Goals | 0-0 | 3-3 |

Individual Statistics

RUSHING: Quincy: Merci, R. 17-44; Walker, B. 10-24; Shelby, L. 3-4; Lonergan, N. 1-1. **ISU:** Cheeseborough, George 7-72; Bell, Shakir 19-69, 1 TD; Dyer, R. 13-47, 1 TD; Gordan-Lamar, Foluke 10-47; Lawshe, Demory 1-11; Obaseki, Ben 1-1, 1 TD; Team 1-(-3); Perish, M. 3-(-7).

PASSING: Quincy: Chmelik, J. 2-14-0, 26; Lonergan, N. 1-8-2, 15. **ISU:** Perish, Mike 10-16-0, 165, 2 TD; Johnson, Travis 2-4-0, 25.

RECEIVING: Quincy: Dickens, J. 2-26; Rose, J. 1-15. **ISU:** Mardis, Michael 3-68, 1 TD; Spencer, Donald 3-29; Bell, Shakir 1-34; Lawshe, Demory 1-21, 1 TD; Dyer, Richie 1-13; Walker, Myles 1-12; Riley, Tanner 1-8; O'Leary, Chris 1-5.

Week 3 Recap -- vs. Drake (Sept. 15, 2012)

Game 3

Indiana State 27, Drake 10

September 15, 2012

Memorial Stadium

Terre Haute, Ind.

7,189



TERRE HAUTE, Ind. - Indiana State junior tailback Shakir Bell rushed for a school and Missouri Valley Football Conference single-game record 349 yards and scored two touchdowns as the Sycamores won their second straight home game, topping the visiting Drake Bulldogs 27-10 Saturday in Memorial Stadium.

Bell scored twice in the third quarter to break open a game that was tied at 10 during the halftime intermission. The first score came on Indiana State's first possession of the second half as Bell broke free down the north sideline and ran 60 yards for the score with 12:54 left. He backed that up with a 48-yard scoring run on the Sycamores second possession of the period to put Indiana State up 24-10 with 10:47 left in the third quarter.

The Sycamore junior broke his own school record of 256 rushing yards in a single game that he established almost a year ago against Youngstown State (Sept. 24, 2011). His 337-yard total also broke the Missouri Valley Football Conference record of Western Illinois' Herb Donaldson who ran for 328 against Indiana State in 2006. The 349-yard single game performance also ranks eighth all-time among FCS schools and is the most yards gained by a running back in a single game this season among Division I schools. Additionally, his 349 yards is the most gained either rushing or receiving by a Sycamore in a game since Bill Griffith gained 319 yards receiving in 1955 against Evansville.

Indiana State fell behind 3-0 in the opening period as Drake's Spencer Lee connected on a 22-yard field goal with 9:12 left in the first quarter. The Sycamores came back on a four play, 61 yard drive in the second quarter that was capped with a 22 yard scoring strike from Mike Perish to Demory Lawshe. Tanner Fritschie booted the point after for a 7-3 Sycamore lead with 7:18 remaining in the half.

Drake countered with a seven yard touchdown pass from Mike Piatkowski to Nick Rosa that capped a seven play, 71 yard drive and put the Bulldogs back in front 10-7 with 3:38 left in the opening half. For the third straight game this season, the Sycamores ended the first half with a field goal as Fritschle was good from 21 yards out to knot the score at 10.

The second half was highlighted by Bell's running and the Sycamore defense keeping the Bulldogs out of the end zone. Indiana State did add a 35 yard field goal with 3:42 left in the game to put the Sycamores up 27-10.

The Sycamore defense has allowed just one offensive touchdown by the opposition in its last nine quarters of action, dating back to the fourth quarter of the season opener at Indiana.

Bell finished the game with 349 yards on 33 carries with two touchdowns. Perish was 7-of-13 passing for 94 yards and one touchdown while Lawshe led the receiving corps with 48 yards on three receptions and a touchdown.

The Sycamore defense was led by Aaron Archie with 14 tackles (six solos) while Jacoby Washington had 14 tackles (four solos).

**TWENTY TWELVE
INDIANA STATE
FOOTBALL
MEMORIAL STADIUM
DRAKE 9.15.12**

HAMILTON CENTER, INC.
www.hamiltoncenter.org
GAME SPONSOR

**SENIOR OFFENSIVE LINE
CASEY PASWATER, FN LUTZ,
EVAN BORCHERS, JUSTIN WOOD**

2 PM

| | | | | | |
|----------------------|----------|-----------|-----------|----------|-----------|
| Drake | 3 | 7 | 0 | 0 | 10 |
| Indiana State | 0 | 10 | 14 | 3 | 27 |

Scoring Summary

| | | | | |
|-----|-------|-----|--|-------|
| 1st | 9:12 | DU | Spencer Lee 22-yd field goal (11-76-5:48) | 0-3 |
| 2nd | 7:18 | ISU | Lawshe 22-yd pass from Perish (Fritschle kick) (4-61-1:17) | 7-3 |
| 2nd | 3:38 | DU | Rosa 7-yd pass from Piatkowski (Lee kick) (7-71-3:35) | 7-10 |
| 2nd | 0:00 | ISU | Tanner Fritschle 21-yd field goal (11-64-3:32) | 10-10 |
| 3rd | 12:54 | ISU | Bell 60-yd run (Fritschle kick) (6-83-2:06) | 17-10 |
| 3rd | 10:47 | ISU | Bell 48-yd run (Fritschle kick) (2-56-0:47) | 24-10 |
| 4th | 3:42 | ISU | Fritschle 35-yd field goal (7-19-3:46) | 27-10 |

Team Statistics

| | DRAKE | ISU |
|----------------------------|--------------|------------|
| First Downs | 21 | 21 |
| Rushing | 6 | 15 |
| Passing | 14 | 5 |
| Penalty | 1 | 1 |
| Net Yards Rushing | 43 | 368 |
| Rushing Attempts | 26 | 50 |
| Net Yards Passing | 329 | 94 |
| Cmp.-Att.-Int. | 31-53-1 | 7-14-1 |
| Total Offense Yards | 372 | 462 |
| Total Offense Plays | 79 | 64 |
| Fumbles: No.-Lost | 1-0 | 1-1 |
| Penalties: No.-Yards | 3-37 | 8-60 |
| Punts-Yards | 4-133 | 3-152 |
| Avg. Yards Per Punt | 33.2 | 50.7 |
| Punt Returns: No.-Yards | 1-0 | 0-0 |
| Kickoff Returns: No.-Yards | 3-61 | 3-61 |
| Interceptions: No.-Yards | 1-18 | 1-0 |
| Possession Time | 30:56 | 29:00 |
| Third Down Conversions | 6-16 | 4-11 |
| Fourth Down Conversions | 1-4 | 1-1 |
| Red Zone Scores-Chances | 2-4 | 2-3 |
| Sacks By: No.-Yards | 1-10 | 2-20 |
| PAT Kicks | 1-1 | 3-3 |
| Field Goals | 1-2 | 2-3 |

Individual Statistics

RUSHING: DRAKE: T.J. James 6-29; Trey Morse 7-26; Gary Scott 7-17; Mike Piatkowski 6-(-29).
ISU: Shakir Bell 33-349, 2 TD; Foluke Gordan-Lamar 6-20; George Cheeseborough 8-11; Team 1-(-2); Mike Perish 2-(-10).

PASSING: DRAKE: Mike Piatkowski 31-53-1, 329, 1 TD. **ISU:** Mike Perish 7-13-1, 94, 1 TD; Shakir Bell 0-1-0.

RECEIVING: DRAKE: Joey Orlando 6-43; Gary Scott 5-83; Nick Rosa 5-60, 1 TD; Alex Cecena 3-30; Kevin Marshall 3-22; J.T. Teague 2-32; Trey Morse 2-13; Jack Schudlach 2-13; Grahm Butler 1-20; T.J. James 1-10; Dan Hohenstein 1-3. **ISU:** Demory Lawshe 3-48, 1 TD; Shakir Bell 2-27; Michael Mardis 1-10; Donald Spencer 1-9.

Week 4 Recap -- South Dakota State (Sept. 22, 2012)

Game 4

South Dakota State 24, Indiana State 10



September 22, 2012
 Memorial Stadium
 Terre Haute, Ind.
 5,291



TERRE HAUTE, IND. - The top two running backs in the Football Championship Subdivision (FCS) faced off inside Memorial Stadium Saturday as South Dakota State's Zach Zenner, the top rusher in FCS, and Indiana State's Shakir Bell, ranked second in the FCS, looked to carry their respective teams to victory.

The day did not go the Sycamores way, however, as South Dakota State posted a 24-10 victory in the opening game of Missouri Valley Football Conference play for both schools.

Bell was held to 54 yards on 18 carries by South Dakota State which is his lowest total since being held to 43 yards at Penn State a year ago. Zenner rushed for 237 yards on 29 carries with 164 of those yards coming on just two plays in the game.

The Jackrabbits opened the scoring on their first possession of the game as Justin Syrovatka connected on a 37-yard field goal with 4:29 left in the opening quarter of action. South Dakota State broke out to a 10-0 lead in the second quarter when Zenner broke through the Sycamore defense and ran 57 yards for a touchdown with 2:47 left in the opening half. Syrovatka was good on the point after.

Indiana State broke into the scoring column late in the first half after getting the ball back with just 32 seconds remaining. The Sycamores moved the ball down to the South Dakota State nine-yard line where Tanner Fritschle connected on a 25-yard field goal as time expired. The boot marks the fourth straight game this season that Fritschle has kicked a field goal to end the first half.

South Dakota State extended their lead to 17-3 late in the third quarter when the Jackrabbits Austin Sumner connected with Seth Daughters on a 23-yard scoring strike with 2:54 left in the quarter.

The Sycamores were able to answer on their next possession although they were stymied and looked like they would have to punt the ball back to the Jackrabbits. However, Sycamore punter Lucas Hileman did not hesitate and took off on a 12-yard run that resulted in an Indiana State first down at the South Dakota State 47.

Mike Perish completed a 21-yard pass to Donald Spencer and a nine-yard completion to Demory Lawshe before the Jackrabbits were called for pass interference which put the ball at the South Dakota State two-yard line. Bell took over from there and pushed his way into the end zone for the touchdown with 21 seconds remaining in the period. Fritschle booted the point after as Indiana State cut the lead to 17-10.

South Dakota State pushed their lead back to 14 points with 6:18 left in the game after Cam Jones rushed in from two yards out for the score. The drive was aided by an 87-yard run by Zenner after the Sycamores had pinned the Jackrabbits back at the SDSU two-yard line following a 48-yard Hileman punt.

South Dakota had 348 yards of offense with 297 rushing yards and 51 passing. Indiana State was held to 242 yards as the Sycamores accumulated just 23 net yards of rushing and had 219 yards passing. Perish was sacked six times in the game in losing 43 yards.

Perish was 27-of-46 for 219 yards and one interception for the Sycamores. Lawshe had seven receptions for 62 yards with Michael Mardis hauling in five passes for 59.

Aaron Archie led the Sycamore defense with 11 tackles while Larry King and Jacoby Washington had 10 each.

| | | | | | |
|----------------------|----------|----------|----------|----------|-----------|
| SDSU | 3 | 7 | 7 | 7 | 24 |
| Indiana State | 0 | 3 | 7 | 0 | 10 |

Scoring Summary

| | | | | |
|------------|-------------|------------|---|--------------|
| 1st | 4:29 | SDSU | Syrovatka 37-yd field goal (15-69-6:43) | 0-3 |
| 2nd | 2:47 | SDSU | Zenner 57-yd run (Syrovatka kick) (2-58-0:55) | 0-10 |
| 2nd | 0:00 | ISU | Fritschle 25-yd field goal (7-25-0:32) | 3-10 |
| 3rd | 2:54 | SDSU | Daughters 23-yd pass from Sumner (Syrovatka kick) (9-70-4:44) | 3-17 |
| 3rd | 0:21 | ISU | Bell 2-yd run (Fritschle kick) (7-65-2:26) | 10-17 |
| 4th | 6:18 | SDSU | Jones 2-yd run (Syrovatka kick) (5-98-1:57) | 10-24 |

Team Statistics

| | SDSU | ISU |
|----------------------------|-------------|------------|
| First Downs | 14 | 18 |
| Rushing | 10 | 3 |
| Passing | 2 | 11 |
| Penalty | 2 | 4 |
| Net Yards Rushing | 297 | 23 |
| Rushing Attempts | 45 | 25 |
| Net Yards Passing | 51 | 219 |
| Cmp.-Att.-Int. | 6-19-0 | 27-47-1 |
| Total Offense Yards | 348 | 242 |
| Total Offense Plays | 64 | 72 |
| Fumbles: No.-Lost | 1-0 | 0-0 |
| Penalties: No.-Yards | 8-85 | 6-55 |
| Punts-Yards | 8-300 | 9-369 |
| Avg. Yards Per Punt | 37.5 | 41.0 |
| Punt Returns: No.-Yards | 0-0 | 2-32 |
| Kickoff Returns: No.-Yards | 1-20 | 3-55 |
| Interceptions: No.-Yards | 1-28 | 0-0 |
| Possession Time | 31:12 | 28:48 |
| Third Down Conversions | 7-17 | 4-17 |
| Fourth Down Conversions | 0-0 | 1-3 |
| Red Zone Scores-Chances | 2-3 | 2-3 |
| Sacks By: No.-Yards | 6-43 | 3-11 |
| PAT Kicks | 3-3 | 1-1 |
| Field Goals | 1-1 | 1-1 |

Individual Statistics

RUSHING: SDSU: Zach Zenner 29-237, 1 TD; Reggie Gandy 10-58; Cam Jones 1-2, 1 TD; Austin Sumner 5-11. **ISU:** Shakir Bell 18-54, 1 TD; Lucas Hileman 1-12; Mike Perish 6-(-43).

PASSING: SDSU: Austin Sumner 6-19-0, 51, 1 TD. **ISU:** Mike Perish 27-46-1, 219; Team 0-1-0.

RECEIVING: SDSU: Seth Daughters 2-28, 1 TD; Aaron Rollin 2-17; Brandon Hubert 1-3; Zach Zanner 1-3. **ISU:** Demory Lawshe 9-62; Michael Mardis 5-59; Tanner Riley 4-44; Donald Spencer 3-32; Shakir Bell 3-(-1); Austen Wozniak 2-14; Chris O'Leary 1-9.

Week 5 Recap -- at Southern Illinois (Sept. 29, 2012)

Game 5

Indiana State at Southern Illinois

September 29, 2012
Saluki Stadium
Carbondale, Ill.
12,166



CARBONDALE, Ill. -- Indiana State's Shakir Bell scored a pair of rushing touchdowns and Calvin Burnett tallied a pair of interceptions as the Sycamore defense forced three turnovers and did not allow a touchdown to the opposition for the second time this season in earning a 24-3 victory over Southern Illinois in front of 12,166 fans at Saluki Stadium.

Bell finished the contest with 160 yards rushing on 33 carries and a pair of touchdowns, but the big story was the play of the Sycamore defense.

ISU limited the Salukis to just 107 yards of rushing offense and forced a trio of turnovers as the Sycamores have now allowed just three offensive touchdowns in the last 17 quarters of action, dating back to the fourth quarter of the season opener at Indiana.

The Sycamores broke a nine-game losing streak to Southern Illinois, earning its first victory since a 21-14 decision in 2002 in Carbondale.

Just two carries into the contest, Bell went over the 3,000 rushing yard mark for his career and finished with his 15th career 100-yard rushing game and now has 3,143 yards on the ground during his career. He also needs just 10 more touchdowns rushing to tie the ISU school record of 33.

Southern Illinois drew first blood in the contest with a 27-yard field goal from Austin Johnson with 9:57 left in the first quarter for the quick 3-0 Saluki advantage. The field capped a 12-play, 65-yard drive after the opening kickoff and featured two quarterback sacks by the Sycamore defense inside the Saluki red zone.

The Sycamores finally broke through with 6:19 left in the second quarter on a drive that featured four Tanner Riley pass receptions, including a nine-yarder at the end off a throw from Mike Perish to give ISU a 7-3 advantage. Shakir Bell also broke through with a 26-yard run to move the ball inside the Southern Illinois 20-yard line.

Mike Perish connected on 9-of-10 passes in the first half for 62 yards while Bell had 81 rushing yards and Riley posted six catches for 40 yards.

Bell would get the Sycamore offense untracked in the second half as he scored twice in short yardage situations. His first touchdown came with 13:02 left to go in the contest to stretch the lead out to 14-3. Then Bell went into the end zone for another two-yard touchdown with 9:48 to go to make it 21-3.


Fritschle rounded out the scoring with a 31-yard field goal to give the Sycamores a 24-3 advantage at the 5:12 mark of the fourth quarter as he improved to 8-of-9 on his field goal attempts on the season.

As they have done through each of the first five games this season, the Sycamores were led defensively by Aaron Archie and Jacolby Washington who posted 10 and nine tackles respectively. In fact, the Sycamore defense surrendered over half of the Saluki's total offense on just the first two drives as SIU amassed 138 yards through their first two possessions and were limited to just 117 yards the rest of the way.

Ben Obaseki, Connor Underwood and Jacolby Washington each recorded quarterback sacks in the game. It marked the third consecutive game in which Underwood has posted a sack.

Burnett tied a career high with his two interceptions as he also posted a pair in the 2010 road victory over Youngstown State. ISU's other interception was the first one of sophomore Donovan Layne's career.

Indiana State has now won consecutive road games in MVFC play dating back to last season's road win at Missouri State.



| | | | | | |
|--------------------------|----------|----------|----------|-----------|-----------|
| Indiana State | 0 | 7 | 0 | 17 | 24 |
| Southern Illinois | 3 | 0 | 0 | 0 | 3 |

Scoring Summary

| | | | | |
|-----|-------|-----|---|------|
| 1st | 9:57 | SIU | Austin Johnson 27-yd field goal (12-65-5:03) | 0-3 |
| 2nd | 6:19 | ISU | Riley 9-yd pass from Perish (Fritschle kick) (10-74-5:21) | 7-3 |
| 4th | 13:02 | ISU | Bell 2-yd run (Fritschle kick) (8-49-2:59) | 14-3 |
| 4th | 9:48 | ISU | Bell 2-yd run (Fritschle kick) (4-31-1:12) | 21-3 |
| 4th | 5:12 | ISU | Tanner Fritschle 31-yd field goal (5-36-3:05) | 24-3 |

Team Statistics

| | ISU | SIU |
|----------------------------|---------|---------|
| First Downs | 17 | 15 |
| Rushing | 12 | 5 |
| Passing | 1 | 9 |
| Penalty | 4 | 1 |
| Net Yards Rushing | 182 | 107 |
| Rushing Attempts | 48 | 36 |
| Net Yards Passing | 73 | 148 |
| Cmp.-Att.-Int. | 11-21-0 | 13-30-3 |
| Total Offense Yards | 255 | 255 |
| Total Offense Plays | 69 | 66 |
| Fumbles: No.-Lost | 1-0 | 0-0 |
| Penalties: No.-Yards | 5-35 | 8-90 |
| Punts-Yards | 9-385 | 7-266 |
| Avg.. Yards Per Punt | 42.8 | 38.0 |
| Punt Returns: No.-Yards | 1-8 | 2-30 |
| Kickoff Returns: No.-Yards | 0-0 | 4-73 |
| Interceptions: No.-Yards | 3-26 | 0-0 |
| Possession Time | 35:49 | 24:11 |
| Third Down Conversions | 2-14 | 1-13 |
| Fourth Down Conversions | 1-1 | 1-2 |
| Red Zone Scores-Chances | 4-4 | 1-2 |
| Sacks By: No.-Yards | 3-11 | 3-20 |
| PAT Kicks | 3-3 | 0-0 |
| Field Goals | 1-1 | 1-2 |

Individual Statistics

RUSHING: ISU: Shakir Bell 33-160, 2 TD; George Cheeseborough 5-28; Austen Wozniak 3-10; Foluke Gordan-Lamar 4-3; Mike Perish 3-(-19). **SIU:** Steve Strother 12-52; Mika'il McCall 11-37; Mulku Kalokoh 6-23; A.J. Hill 1-3; Team 1-(-1); Kory Faulkner 5-(-7).

PASSING: ISU: Mike Perish 11-21-0, 73, 1 TD. **SIU:** Kory Faulkner 12-24-3, 137; A.J. Hill 1-6-0, 11.

RECEIVING: ISU: Tanner Riley 6-40, 1 TD; Garrick Dikos 2-13; Donald Spencer 2-11; Michael Mardis 1-9. **SIU:** MyCole Pruitt 7-65; John Lantz 2-45; Mika'il McCall 2-20; Luk Standiford 1-11; David Lewis 1-7.