

Indiana State Football

Indiana State Athletics Media Relations Office

Ace Hunt, Media Relations Director ■ ace.hunt@indstate.edu
 401 N Fourth Street, Room 101B, Terre Haute, IN 47809
 Office: 812-237-4161 ■ Cell: 812-243-5568 ■ Fax: 812-237-4193
 Assistant Football Contact: Danny Pfrank (danny.pfrank@indstate.edu)
 Assistant Football Contact: Blaine Kinsey (bkinsey1@indstate.edu)



Sycamores Sitting Square On Playoff Bubble Heading Into Regular Season Finale Against Salukis

SETTING THE STAGE

The fourth season of the Trent Miles era continues on Saturday, November 19, as the No. 23 Sycamores close out the regular season against the Southern Illinois Salukis in a Missouri Valley Football Conference matchup. Saturday's game is set for a 2:05 p.m. (ET) kickoff at Memorial Stadium (12,746). The game can be heard on ESPN Radio (92.7 FM), with Brian Fritz and Tom James calling the action for the Nelligan Sports Marketing Radio Network.

ON THE AIR

National Television

SycamoreVision
 Play-By-Play: Brian Fritz
 Analyst: Tom James
 Online: GoSycamores.com



Radio

Nelligan Sports Marketing Radio Network
 Flagship: ESPN Radio 92.7 FM
 Play-By-Play: Brian Fritz
 Analyst: Tom James
 Online: GoSycamores.com



THE SOUTHERN ILLINOIS SERIES

Southern Illinois and Indiana State are meeting for the 49th time this weekend, with the Salukis holding a slim 25-23 lead in the all-time series. ISU had won nine straight games in the series from 1994-2002, but SIU has picked up eight consecutive victories in their meetings from 2003-2010. The Salukis topped the Sycamores 49-21 last season in Carbondale, and won 33-0 in their last trip to Terre Haute in 2009.

THE COACHES

INDIANA STATE: Trent Miles (Indiana State '87)

- Overall: 13-31 (4th Season)
- at Indiana State: 13-31 (4th Season)
- vs. Southern Illinois: 0-3
- vs. Missouri Valley Football Conference: 9-22

SOUTHERN ILLINOIS: Dale Lennon (North Dakota '83)

- Overall: 130-51 (16th Season)
- at Southern Illinois: 28-18 (4th Season)
- vs. Indiana State: 3-0
- vs. Missouri Valley Football Conference: 20-11

QUICK HITS

- Indiana State is ranked No. 23 this week in FCS Coaches Top 25 Poll. This marks a new school record for the Sycamores as they have appeared in the national polls for a eighth consecutive week.
- The Sycamores are ranked No. 13 this week in the Gridiron Power Index (GPI), the index ranking for the NCAA Division I FCS and a top indicator of at-large playoff selection, landing ISU squarely on the bubble for an at-large selection to the postseason tournament.
- Sophomore Shakir Bell broke the school record for single-season rushing yards last Saturday, entering today's game with 1,533 for the year. That total would rank the super sophomore in ninth in ISU's career record book as well.
- When the game is played in Terre Haute, Indiana State holds a 15-11 record against Southern Illinois.

No. 23/RV Indiana State (6-4, 4-3 MVFC) SYCAMORES

Date	Opponent	Time/Result
Sept. 3	at Penn State	L, 7-41
Sept. 10	Butler	W, 48-34
Sept. 17	at Western Kentucky	W, 44-16
Sept. 24	Youngstown State *	W, 37-35
Oct. 1	at South Dakota State *	W, 38-28
Oct. 8	at Northern Iowa *	L, 9-23
Oct. 15	Western Illinois *	W, 46-24
Oct. 22	at Illinois State *	L, 14-17
Nov. 5	North Dakota State *	L, 16-27
Nov. 12	at Missouri State *	W, 28-20
Nov. 19	Southern Illinois *	2:05 p.m.

* Missouri Valley Football Conference Game
 • All Times Eastern



Southern Illinois (3-7, 1-6 MVFC) SALUKIS

Date	Opponent	Time/Result
Sept. 3	at SEMO	W, 38-10
Sept. 10	at Mississippi	L, 24-42
Sept. 24	Missouri State *	W, 20-18
Oct. 1	at Western Illinois *	L, 21-27
Oct. 8	North Dakota State *	L, 3-9
Oct. 15	Youngstown State *	L, 23-35
Oct. 22	at Northern Iowa *	L, 10-17
Oct. 29	Illinois State *	L, 30-38
Nov. 5	at South Dakota State *	L, 34-45
Nov. 12	Eastern Illinois	W, 45-28
Nov. 19	at Indiana State *	2:05 p.m.

*Denotes Missouri Valley Football Conference Game
 All Times Eastern

Media Services

GoSycamores.com

The Official Online Home of Sycamore Athletics

ISU Athletics and Sycamore football information can be accessed online at all times. Complete statistics, notes, recaps, features and archives, as well as live video, are available at GoSycamores.com.

Social Media

Indiana State football information can be found on facebook.com/Sycamores as well as twitter.com/IndStAthletics

Radio Show

Head coach Trent Miles will join play-by-play voice Brian Fritz every Monday for the Trent Miles Radio Show at 5:30 p.m. The show will take place live from Beef O' Brady's in Terre Haute and will air on ESPN Radio 1300 AM in the Wabash Valley.

Interview Availability

Each day on game weeks, ISU players will be available at Memorial Stadium 30 minutes after each practice session. Coach Trent Miles will be available at this time or upon prior arrangements with the ISU Athletics Media Relations Office. Please call Ace Hunt at (812) 237-4161 to confirm practice times or schedule an interview with Coach Miles or the Sycamore student-athletes through the week. All interviews are to be coordinated through the Media Relations Office. This allows the staff to arrange the interview when it best suits the student-athlete's and reporter's schedules. Please contact the Media Relations Office in advance to make your interview requests. **Media are not permitted to contact student-athletes on their own at any time.**

MVFC Teleconference

All nine league head coaches are available on the league's weekly coaches' teleconference on Wednesday during the regular season. The call begins at 11:00 a.m. and coach Miles will make his weekly appearance beginning at 11:10 a.m. Media members may call 877-393-4731 to join the teleconference.

Postgame Policies

Ace Hunt will coordinate all postgame interviews for the Sycamores, as the locker room is closed to media. On the road, Coach Miles and selected players will be made available after a brief cooling off period in an area outside the locker room or a space designated by the host school. At home, both team's head coaches as well as selected players will be made available in the interview area located inside the Memorial Stadium Fieldhouse.

The Indiana State Head Coach

Indiana State head coach Trent Miles (Indiana State, 1987) is 13-31 (.295) overall in his fourth season as a head coach, all with the Sycamores. He is 9-22 all-time in MVFC games, including a 6-9 mark at home and a 3-13 mark on the road. During his career, he is 9-12 in all home games, 4-19 on the road and 3-3 in games decided by three points or less. Miles is 0-3 all-time against Southern Illinois. With the Trees, Miles is 1-2 in overtime games, and 0-5 in shutouts. Saturday's game is Trent Miles' 45th game as Indiana State head coach.

The Southern Illinois Head Coach

Southern Illinois is led by head coach Dale Lennon (North Dakota, 1983) who is in his 16th year as a head coach and fourth with the Salukis. Lennon is 130-51 in his career and 28-18 with the Carbondale, Ill., school. He is 3-0 against Indiana State and is 20-11 against the MVFC. A running back in college, Lennon played at North Dakota from 1979-83.

Scouting The Salukis

Southern Illinois enters Saturday's game with a 3-7 overall record this season, including a 1-6 mark in Missouri Valley Football Conference play. The Salukis entered the season ranked 17th in the FCS Coaches Poll, reaching as high as 12th in the nation after their MVFC opening victory over Missouri State on Sept. 24. SIU snapped a six-game losing streak last week in their final non-conference game of the season, topping in-state rival Eastern Illinois, 45-28. Southern Illinois is lead in rushing by Jewel Hampton who has 943 yards on the ground, averaging 94.3 yards per game. Quarterback Kory Faulkner is 122-of-198 (good for 61.6%) for 1,330 yards with five touchdowns against seven interceptions. Tight end MyCole Pruitt has grabbed a team-leading 39 pass receptions this year for 496 yards, while Sam Fuller tops the roster with 530 yards, an average of 53.0 per game.

A Little History

This marks the 107th season of football at Indiana State, dating back to 1896. The University did not field teams from 1899 to 1900, 1908 or from 1910 to 1919. ISU owns an all-time record of 351-474-22 and is competing for the 26th consecutive season as a member of the MVFC.

What's Transpired

Indiana State is 6-4 on the season, going 2-1 in nonconference play with wins over Butler (48-34) and Western Kentucky (44-16) while falling on the road at Penn State (41-7). The Sycamores won their first contest against a NCAA FBS Subdivision member since 2001 with the win over WKU. ISU is 4-3 in Missouri Valley Football Conference play, picking up wins over Youngstown State (37-35), South Dakota State (38-28), Western Illinois (46-24) and Missouri State (28-20) while dropping league games to Northern Iowa (23-9), Illinois State (17-14) and North Dakota State (27-16). ISU stretched its winning streak to three games with a 37-35 home victory over Youngstown State - its first over the Penguins at Memorial Stadium in 12 tries. ISU secured its first 2-0 start to league play since 1996 with a 38-28 victory at South Dakota State. Indiana State's victory over Missouri State last Saturday gave the Sycamores a trio of road victories this season, their most in a single season since 1979. The Sycamores are led in rushing by Shakir Bell who has 1,533 yards on 206 carries, averaging 7.4 yards per touch with 13 touchdowns. Bell is also the national leader in rushing yards per game, going off for a 153.3 average per contest. Ronnie Fouch has completed 54.3-percent of his passes, connecting on 120-of-221 attempts with 16 touchdowns. Justin Hilton leads ISU with 29 catches for 489 yards and four touchdowns while Alex Jones leads the receivers with 501 yards for the season, coming on 23 catches with four touchdowns. Sophomore transfer Donald Spencer also has four touchdowns receptions this season, coming on 26 catches for 291 yards. Aaron Archie leads the defense, recording a team-high 109 tackles on the season, good for 14th best in the country with a 10.9 per game average. Ben Obaseki tops the team with 7.5 sacks and 14.5 tackles for loss, including a 22-tackle performance on Oct. 15 against Western Illinois.

Earning National Respect In The Top 25 Polls

Indiana State is ranked No. 23 in this week's FCS Coaches Poll while continuing to receive votes in the The Sports Network/Fathead.com Top 25 poll. The Sycamores have been nationally-ranked for a school record of eight consecutive weeks in 2011.

Winning Ways

The Sycamores secured a winning season on Saturday, Nov. 12, with their 28-20 victory over Missouri State. ISU also had a winning season in 2010, as the Sycamores have posted back-to-back winning seasons for the first time since 1995 and 1996.

Bell Becomes Quickest To 1,000 Yards In School History

It took sophomore Shakir Bell just seven games in the 2011 season to reach to 1,000 yard mark for the year, as the Indianapolis, Ind., native became the quickest runner to reach the milestone. Bell eclipsed the mark on a 51-yard touchdown run in the fourth quarter against Western Illinois, blowing past the total by adding another long touchdown run, this time of 47 yards, later in the game. For the season, Bell has amassed 1,310 yards on 151 carries, averaging 156.0 yards per game and 8.3 yards per carry. The quickest that any Indiana State football player has ever reached 1,000 yards rushing in a season was Vincent Allen who eclipsed the mark in eight games during his freshman campaign in 1974.

300 Tackles

Senior Alex Sewall entered ISU's 300 Tackle Club this season, a group that now holds just 13 members. Sewall, a senior from Western Springs, Ill., currently sits in seventh place in Sycamore history with 345 career tackles, needing eight stops this weekend to move past Eric Christensen (352 -- 1988-1991) for sixth place. This season, Sewall is third on the team with 101 tackles, including a team-leading 50 solo stops.

An Indiana State Win Over Southern Illinois Would ...

- Snap an eight-game losing streak to the Salukis
- Snap a four-game home losing streak to the Salukis
- Be ISU's first win to close out a regular season since the 1998 season (a 66-10 victory over Murray State)
- Move Indiana State to 4-1 at home this season and 9-2 over the last two seasons.
- Be Trent Miles' 10th career win at home.
- Be Indiana State's 13th win in the last two seasons, one fewer than the team recorded from 2002-09.

Making "Bell"-ievers Of The Competition

Sophomore running back Shakir Bell set the Indiana State single-season rushing record on Saturday, passing Derrick Franklin's 1,505 yards from the 1991 season. Bell racked up 206 yards on the ground against Missouri State on 39 carries, pushing his season total to 1,533. With one regular-season game left on the schedule, Bell currently sits in 11th place in MVFC history for single-season yards on the ground and needs just 24 yards to move into eighth place.

Single-Season Rushing Leaders At Indiana State

	YEARS	ATT.	YARDS	AVG.	TDs
1. Shakir Bell	2011	206	1,533	7.4	13
2. Derrick Franklin	1991	318	1,505	4.1	12
3. David Wright	1992	219	1,313	6.0	10
4. Derrick Franklin	1990	284	1,301	4.6	6
5. David Wright	1993	229	1,262	5.5	7
6. Vincent Allen	1974	244	1,221	5.0	7
7. Vincent Allen	1973	196	1,066	5.4	9
8. Darrius Gates	2010	188	1,057	5.6	17
9. Tori Vactor	1988	206	1,052	5.1	9
10. Sheraton Fox	1999	228	1,034	4.5	8

Moving Up The Ranks

After just 21 games for his career, sophomore tailback Shakir Bell has moved into the top 5 in Indiana State career rushing history, passing four former Sycamores this past weekend with his 206 yards against Missouri State. Bell passed Jim Brumfield (1,998 -- 1967-69), Darrius Gates (2,010 -- 2006-10), Jake Shields (2,119 -- 2001-04) and Eric Robinson (2,169 -- 1979-82) on Saturday with his third 200-plus rushing game of the 2011 season. The ISU super sophomore will need to wait until next season to break into the top 3, as Derrick Franklin sits 1,049 yards in front of Bell. Vincent Allen (4,335 -- 1973-77) and David Wright (4,181 -- 1992-95) sit atop the Indiana State record books.

Career Rushing Leaders At Indiana State

	YEARS	ATT.	YARDS	AVG.	TDs
1. Vincent Allen	1973-77	832	4,335	5.21	31
2. David Wright	1992-95	784	4,181	5.33	22
3. Derrick Franklin	1989-91	710	3,231	4.55	23
4. Shakir Bell	2010-pres.	301	2,182	7.25	15
5. Eric Robinson	1979-82	443	2,169	4.90	22
6. Jake Shields	2001-04	521	2,119	4.07	19
7. Darrius Gates	2006-10	396	2,010	5.08	20
8. Jim Brumfield	1967-69	448	1,998	4.46	23
9. Darrold Clardy	1981-84	355	1,594	4.49	19
10. Tori Vactor	1987-88	312	1,545	4.95	12

Bringing Back Memories Of "The Fridge"

The Sycamores' junior defensive end Ben Obaseki found the end zone for the fifth time in his career on the offensive side of the football when he plunged in from one-yard out midway through the fourth quarter at Illinois State. For the season, Obaseki has scored a total of three offensive touchdowns rushing, reaching the end zone on all three of his offensive rushing attempts this year.

Time Of Possession

ISU led the time of possession battle against Missouri State, the first time this season that the Sycamores have controlled the ball for more time than their opponents. Before this past Saturday, the last time that ISU won the time of possession statistic was last season against South Dakota State on Oct. 30, a span of 12 games.

Archie Second In MVFC Total Tackles, Three Sycamores Featured In The Top Four

Led by juniors Aaron Archie and Jacoby Washington and senior Alex Sewall, the Sycamores have three defenders ranked in the Top 4 of the Missouri Valley Football Conference in total tackles. Archie is second in the conference with 101 tackles (an average of 11.0 per game), while Sewall ranks third with a 98 (10.9 per game) and Washington is fourth with 91 on the season (10.1 per game). Nationally, Archie is 11th, Sewall is 14th and Washington is 22nd.

National Polls

The Sports Network/Fathead.com -- Top 25 (November 14, 2011)

Team	Record	Points	LW
1. Montana State (76)	9-1	3,805	2
2. Sam Houston State (71)	10-0	3,764	3
3. Georgia Southern (8)	9-1	3,557	4
4. Northern Iowa	8-2	3,297	5
5. North Dakota State (1)	9-1	3,199	1
6. Lehigh	9-1	3,122	6
7. Montana	8-2	2,879	8
8. Towson	8-2	2,665	12
9. Appalachian State	7-3	2,580	10
10. Old Dominion	9-2	2,549	11
11. Maine	8-2	2,313	13
12. New Hampshire	7-3	2,012	7
13. Wofford	7-3	1,928	9
14. Illinois State	7-3	1,761	14
15. Delaware	6-4	1,421	15
16. Liberty	7-3	1,400	16
17. Central Arkansas	8-3	1,377	19
18. Harvard	8-1	1,310	18
19. James Madison	6-4	958	20
20. Norfolk State	9-2	855	22
21. Jackson State	8-2	766	21
22. South Dakota	6-4	472	24
23. Tennessee Tech	6-3	378	NR
24. Furman	6-4	371	17
25. Portland State	7-3	367	NR

Others receiving votes: **Indiana State 331**, North Dakota 195, **Youngstown State 141**, Jacksonville State 139, Stony Brook 135, Alabama State 98, San Diego 84, Bethune-Cookman 67, Duquesne 51, Drake 50, Eastern Kentucky 43, Brown 41, Chattanooga 39, William & Mary 28, Georgetown 24, Albany 19, Stephen F. Austin 18, Bryant 11, Southern Utah 11, Murray State 10, Florida A&M 10, Grambling State 8, South Carolina State 8, **South Dakota State 6**, Alabama A&M 5, Samford 5, Eastern Washington 5, Elon 4, Cal Poly 4, Tennessee State 2, Jacksonville 1, Massachusetts 1.

FCS Coaches Poll -- Top 25 (November 14, 2011)

Team	Record	Points	LW
1. Montana State (18)	9-1	683	2
2. Georgia Southern (2)	9-1	660	3
3. Sam Houston State (8)	10-0	656	4
4. Northern Iowa	8-2	605	5
5. North Dakota State	9-1	579	1
6. Lehigh	9-1	559	6
7. Montana	8-2	536	7
8. Appalachian State	7-3	515	8
9. Old Dominion	9-2	464	11
10. Towson	8-2	454	12
11. Maine	8-2	404	13
12. Wofford	7-3	349	9
13. New Hampshire	7-3	339	10
T14. Illinois State	7-3	291	16
T14. Harvard	8-1	291	14
16. Liberty	7-3	276	15
17. Delaware	6-4	223	17
18. Jackson State	8-2	198	18
19. Central Arkansas	8-3	155	25
20. James Madison	6-4	150	19
21. Tennessee Tech	6-3	147	20
22. North Dakota	7-3	119	22
23. Indiana State	6-4	102	23
24. South Dakota	6-4	71	24
25. Norfolk State	9-2	63	NR

Others receiving votes: Portland State (35); Furman (31); **Youngstown State (19)**; Drake (18); San Diego (18); Jacksonville State (17); William & Mary (11); Brown (9); Jacksonville (9); Stony Brook (9); Southern Utah (9); Florida A&M (8); Eastern Washington (4); Alabama State (3); Eastern Kentucky (3); Albany (1); Cal Poly (1); Stephen F. Austin (1).

2011 Opponents in Bold

Series History with Southern Illinois
Southern Illinois leads 25-23

Home: 15-11 • Away: 8-14 • Neutral: 0-0

Year/Date	W/L/T	Score	Home/Away
10/07/44	W	55-6	H
10/11/47	W	21-6	H
10/09/48	L	6-20	A
10/08/49	W	9-7	H
11/26/49	L	14-41	A
10/07/50	L	0-20	A
10/18/69	L	7-29	A
10/30/71	W	17-3	H
11/18/72	W	31-3	A
11/17/73	W	36-17	H
09/21/74	W	10-8	H
09/20/75	W	23-21	A
10/30/76	L	2-21	H
09/17/77	W	14-9	A
11/04/78	L	7-28	H
11/03/79	L	38-41	A
10/11/80	W	10-7	H
10/31/81	L	3-17	H
10/23/82	L	9-21	A
10/22/83	L	21-34	H
12/03/83*	L	7-23	H
10/27/84	W	27-10	H
11/02/85	W	41-38	H
10/11/86	L	14-16	A
10/31/87	W	24-15	H
10/15/88	L	7-10	A
11/04/89	W	35-24	H
09/08/90	L	17-20	A
10/26/91	L	23-30	H
11/21/92	L	35-42	A
10/30/93	L	35-26	H
10/08/94	W	27-14	A
09/30/95	W	52-3	H
10/12/96	W	24-13	A
10/04/97	W	19-14	H
10/23/98	W	27-21	A
10/02/99	W	66-44	H
11/04/00	W	23-22	A
10/27/01	W	20-14	H
11/09/02	W	21-14	A
10/04/03	L	14-37	H
11/13/04	L	10-59	A
10/22/05	L	20-42	H
09/30/06	L	3-55	A
09/29/07	L	10-72	H
10/11/08	L	7-60	A
10/31/09	L	0-33	H
11/20/10	L	21-49	A

Highlights in the ISU-Southern Illinois Series

- First Meeting: 10/07/44 / Home / ISU 55, SIU 6
- Last Meeting: 11/20/10 / Away / SIU 49, ISU 21
- Most Points Scored vs. SIU:
 Home: 66 (66-44 win, 10/02/99)
 Away: 38 (41-38 loss, 11/03/79)
- Most Points Given Up vs. SIU:
 Home: 72 (72-10 loss, 09/29/07)
 Away: 60 (60-7 loss, 10/11/08)
- No. of Shutouts:
 ISU: 0
 SIU: 2 (last: 33-0 loss, 10/31/09 at Indiana State)
- Largest Margin Of Victory:
 ISU: 49 (52-3 win, 09/30/95 at Indiana State)
- Largest Margin Of Defeat:
 ISU: 62 (72-10 loss, 09/29/07 at Indiana State)

Indiana State Big Plays

Plays From Scrimmage Of Over 35 Yards

Play Type	Player	Yardage
Pass	Ronnie Fouch to Alex Jones (WIU) (TD)	80
Pass	Ronnie Fouch to Justin Hilton (at WKU)	70
Pass	Ronnie Fouch to Michael Mardis (Y'town St.)	67
Rush	Shakir Bell (Youngstown State) (TD)	62
Rush	Shakir Bell (Youngstown State) (TD)	61
Rush	Shakir Bell (at WKU)	59
Pass	Ronnie Fouch to Justin Hilton (NDSU)	59
Rush	Shakir Bell (Youngstown State) (TD)	51
Rush	Shakir Bell (WIU) (TD)	51
Pass	Ronnie Fouch to Alex Jones (Butler)	50
Pass	Ronnie Fouch to Justin Hilton (at UNI)	48
Rush	Shakir Bell (WIU) (TD)	47
Rush	Shakir Bell (at WKU) (TD)	46
Rush	Brock Lough (Butler) (TD)	45
Rush	Shakir Bell (Youngstown State) (TD)	39
Pass	Ronnie Fouch to Ednut Egberongbe (at WKU)	39
Pass	Ronnie Fouch to Alex Jones (WIU) (TD)	39
Rush	Shakir Bell (at SDSU) (TD)	38
Pass	Ronnie Fouch to Donald Spencer (at MSU) (TD)	36

Moving Up The Ranks (Part II)

Senior quarterback Ronnie Fouch has racked up plenty of yards in his two seasons at Indiana State, currently sitting in fourth place in ISU's career record books with 3,682 yards through the air. Fouch passed Kip Hennelly (3,158 -- 1991-93) this season and currently sits behind Reggie Allen (5,094 -- 1978-81), John Sham (5,139 -- 1986-89) and Jeff Miller (6,448 -- 1982-85) within the record books.

Career Passing Leaders At Indiana State

	YEARS	COMP.	ATT.	YARDS	PCT.	TD-INT
1. Jeff Miller	1982-85	555	1,006	6,448	.552	40-33
2. John Sahlm	1986-89	341	668	5,139	.496	30-38
3. Reggie Allen	1978-81	367	782	5,094	.469	29-46
4. Ronnie Fouch	2010-pres.	288	492	3,931	.569	35-13
5. Kip Hennelly	1991-93	249	490	3,158	.508	19-27
6. Julian Reese	2001-02	267	499	2,961	.535	20-21
7. Kevin Cox	1993-96	238	528	2,885	.451	20-22
8. Kyle Frondorf	1986-88	208	391	2,778	.532	8-24
9. Blayne Baggett	2005	284	473	2,741	.600	15-13
10. Reilly Murphy	2006-07	212	406	2,514	.522	11-19

Battling It Out

Seniors Justin Hilton and Alex Jones and sophomore Donald Spencer have been battling for the team lead in receptions and receiving yards throughout the season, with all three catching four touchdown passes from Ronnie Fouch this year. Hilton leads the team with 29 catches this season, totaling 489 yards for an average of 16.3 yards per reception. Jones tops the roster with 501 receiving yards on 23 catches, leading the way with a 21.8 yards per reception average. Spencer has tallied 26 catches for 291 yards, averaging 11.2 yards per catch. Both Hilton and Jones have caught scoring passes of over 70 yards this season.

Bell Close To Another Record At Missouri State

Sophomore Shakir Bell carried the ball 39 times for 206 yards and two touchdowns at Missouri State on Saturday, coming close to the school record for single-game rushing attempts of 43 set by Milt Allen against Butler in 1971 and matched by Derrick Franklin against Illinois State in 1990. Bell carried the ball 23 times in the first half and 16 more in second half, chewing up plenty of yardard and time on the clock as the Sycamores picked up the victory. It had been five seasons since an Indiana State running back had carried the ball over 30 times in a game, with the last occurrence coming in the 2006 season by Tony West against Murray State. West carried the ball 31 times as the Sycamores fell 59-40 to the Racers.

All-Time Versus Nationally-Ranked Teams

No. 24 Youngstown State was the first Sycamore opponent from the FCS to be ranked at the time of the contest this season and ISU earned a 37-35 victory over them on September 24 inside Memorial Stadium. With the victory, ISU defeated their first opponent ranked in the Top 25 since taking down No. 19 Western Illinois on Oct. 23, 1999. The Sycamores are 9-73 all-time against FCS nationally-ranked opponents, including a mark of 7-54 against league members that are nationally ranked. Additionally, the Sycamores are 0-6 when they are nationally-ranked, taking on another nationally-ranked opponent.

Nationally Ranked Sycamores Vs. Nationally Ranked Opposition

Nov. 5, 2011	L, 16-27	No. 16 ISU vs. No. 1 NDSU	Memorial Stadium
Oct. 8, 2011	L, 9-23	No. 17 ISU vs. No. 2 UNI	Cedar Falls, Iowa
Nov. 9, 1996	L, 19-34	No. 21 ISU vs. No. 3 UNI	Memorial Stadium
Nov. 18, 1995	L, 6-27	No. 19 ISU vs. No. 12 EIU	Memorial Stadium
Oct. 14, 1995	L, 10-27	No. 23 ISU vs. No. 18 UNI	Cedar Falls, Iowa
Sept. 9, 1989	L, 10-31	No. 14 ISU vs. No. 10 MSU	Springfield, Mo.

Bell Sets School Record Against Youngstown State; Earns National Honors

Indiana State sophomore running back Shakir Bell was outstanding against Youngstown State and for his efforts was named the Missouri Valley Conference Offensive Player Of The Week, The Sports Network Co-Offensive National Player Of The Week and the College Sports Performance Awards National Running Back Of The Week. Bell amassed 256 rushing yards in the contest on 21 attempts, averaging 12.2 yards per carry for the Trees. His 256 rushing yards are the most in a single-game by a Sycamore in the history of the program and marks his second consecutive 200-yard rushing performance. Bell is just the second-ever Sycamore to rush for over 200 yards in consecutive contests. Bell's 256 rushing yards broke the previous record of 253 held by Derrick Franklin against Murray State in 1990. Franklin is also the only other Sycamores to rush for 200 yards in back-to-back games back in 1991. Additionally, Bell found the end zone on the ground a total of four times, all in the first half. His four rushing touchdowns in one half is also a new school record. Bell scored on the game's first play from scrimmage on a 62-yard scamper just 18 seconds into the contest. He gave ISU a 14-0 advantage on a 39-yard scoring run just four minutes into the game and tallied a 62-yard touchdown on the ground in the second quarter. He finished off his masterful first half with a 51-yard touchdown rush with 4:03 left in the first half. His 62-yard touchdown run on the first play of the game is the longest rushing play for the Sycamores this season.

Coming Up Next

Indiana State finishes its regular season schedule this afternoon and has hopes of playing in the FCS playing, beginning next Saturday, Nov. 26. Selections will be announced on Sunday, Nov. 20.

Tale Of The Tape



	ISU	SIU
Record	6-4	3-7
Points/Game	28.7	24.8
Points Allowed Avg.	26.5	26.9
First Downs	162	204
Rushing Yards Avg.	186.0	180.1
Rushing Defense Avg.	164.5	124.5
Passing Yards Avg.	176.9	199.5
Passing Defense Avg.	210.1	219.3
Total Offense Avg.	362.9	379.6
Total Defense Avg.	374.6	343.8
Interceptions-Yards	7-198	10-55
Punt Returns-Yards	16-95	20-155
Kickoff Return-Yards	37-788	43-1014
Fumbles-Lost	15-11	19-5
Penalties-Yards	63-531	58-463
Time of Possession	26:50	30:59



2011 Statistical Leaders

Rushing	GP	Att.	Gain	Loss	Net	Avg	TD	Lg	Avg/G
Shakir Bell	10	206	1606	73	1533	7.4	13	62	153.3
Brock Lough	10	58	320	11	309	5.3	4	45	30.9

Passing	GP	Comp	Att	Int	Pct	Yds	TD	Lg	Avg/G
Ronnie Fouch	10	120	221	8	54.3	1769	16	80	176.9

Receiving	GP	No.	Yds	Avg	TD	Lg	Avg/G
Justin Hilton	10	29	489	16.9	4	70	48.9
Alex Jones	9	23	501	21.8	4	80	55.7

Total Offense	GP	Plays	Rush	Pass	Total	Avg/G
Ronnie Fouch	10	249	(-100)	1769	1669	166.9
Shakir Bell	10	207	1533	0	1533	153.3

Defense	GP	UA	A	Tot	TFL	Sack	Int	BrUp	FF
Aaron Archie	10	45	64	109	4.5-18	3-15	0	1	1
Jacoby Washington	10	37	66	103	4-6	1-1	0	0	0

2011 Season Schedule

Sept. 3	at Penn State	L, 7-41
Sept. 10	Butler	W, 48-34
Sept. 17	at Western Kentucky	W, 44-16
Sept. 24	Youngstown State *	W, 37-35
Oct. 1	at South Dakota State *	W, 38-28
Oct. 8	at Northern Iowa *	L, 9-23
Oct. 15	Western Illinois *	W, 46-24
Oct. 22	at Illinois State *	L, 14-17
Nov. 5	North Dakota State *	L, 16-27
Nov. 12	at Missouri State *	W, 28-20
Nov. 19	Southern Illinois *	2:05 p.m.

*Denotes Missouri Valley Football Conference Game
- All Times Eastern

2011 Statistical Leaders

Rushing	GP	Att.	Gain	Loss	Net	Avg	TD	Lg	Avg/G
Jewel Hampton	10	195	977	34	943	4.8	15	75	94.3
Steve Strother	10	46	312	35	277	6.0	1	74	27.7

Passing	GP	Comp	Att	Int	Pct	Yds	TD	Lg	Avg/G
Kory Faulkner	9	122	198	7	61.6	1330	5	47	147.8

Receiving	GP	No.	Yds	Avg	TD	Lg	Avg/G
MyCole Pruitt	10	39	496	12.7	3	42	49.6
Cam Fuller	10	26	530	20.4	2	70	53.0

Total Offense	GP	Plays	Rush	Pass	Total	Avg/G
Kory Faulkner	9	287	233	1330	1563	173.7
Jewel Hampton	10	196	943	16	959	95.9

Defense	GP	UA	A	Tot	TFL	Sack	Int	BrUp	FF
Kayon Swanson	10	27	22	49	9.5-41	4-29	0	0	1
Terrell Wilson	10	27	21	48	2-3	0-0	3	2	0

2011 Season Schedule

Sept. 3	at SEMO	W, 38-10
Sept. 10	at Mississippi	L, 24-42
Sept. 24	Missouri State *	W, 20-18
Oct. 1	at Western Illinois *	L, 21-27
Oct. 8	North Dakota State *	L, 3-9
Oct. 15	Youngstown State *	L, 23-35
Oct. 22	at Northern Iowa *	L, 10-17
Oct. 29	Illinois State *	L, 30-38
Nov. 5	at South Dakota State *	L, 34-45
Nov. 12	Eastern Illinois	W, 45-28
Nov. 19	at Indiana State *	2:05 p.m.

*Denotes Missouri Valley Football Conference Game
- All Times Eastern

Missouri Valley Football Conference

School	Conference			Overall		
	W	L	PCT.	W	L	PCT.
North Dakota State	6	1	.857	9	1	.900
Northern Iowa	6	1	.857	8	2	.800
Illinois State	5	2	.714	7	3	.700
Indiana State	4	3	.571	6	4	.600
Youngstown State	4	3	.571	6	4	.600
South Dakota State	4	4	.500	5	6	.455
Southern Illinois	1	6	.143	3	7	.300
Western Illinois	1	6	.143	2	8	.200
Missouri State	1	6	.143	1	9	.100

Schedule & Results

Nov. 12

Indiana State at Missouri State *	ISU, 28-20
South Dakota State at Western Illinois *	SDSU, 27-7
Youngstown State at North Dakota State *	YSU, 27-24
Eastern Illinois at Southern Illinois	SIU, 45-28
Southern Utah at Northern Iowa	UNI, 34-31

Nov. 19

Northern Iowa at Illinois State *	12:00 p.m.
Missouri State at Youngstown State *	1:00 p.m.
North Dakota State at Western Illinois *	2:00 p.m.
Southern Illinois at Indiana State *	2:05 p.m.

All Times Eastern

Sycamore Football Trends

Overall	6-4
Home	3-1
Road	3-3
Grass	1-2
Turf	5-2
Leading after the first quarter	4-0
Tied after the first quarter	2-1
Trailing after the first quarter	0-3
Leading at halftime	6-0
Tied at halftime	0-0
Trailing at halftime	0-4
Leading after the third	6-0
Tied after the third quarter	0-0
Trailing after the third quarter	0-4
Scores first	6-1
Opponent scores first	0-3
Scoring 20 or more points	6-0
Holding an opponent to 20 points or less	2-1
Games decided by three points or less	1-1
Games decided by 4-10 points	2-0
Games decided by 11-20 points	2-2
Games decided by 21 points or more	1-1
Rushing for 150 yards or more	6-1
Passing for 200 yards or more	2-0
Total 400 yards or more	4-0
Opponent totals less than 200 yards rushing	5-2
Opponent totals less than 200 yards passing	1-4
Opponent totals less than 400 total yards	2-4
Commit fewer turnovers than opponent	3-0
Commit more turnovers than opponent	2-3
Turnovers equal	1-1
Have fewer penalty yards than opponent	4-1
Have more penalty yards than opponent	2-3
Lead in time of possession	1-0
Lead in first downs	1-0

Tracking The 2011 Opponents

2011 Opponents & Schedule

1		at Penn State (8-2, 5-1 Big Ten) -- Sept. 3 -- L, 7-41 Last Week: Nebraska L, 14-17 This Week: at Ohio St. 3:30 p.m. Next Week: at Wisconsin TBA
2		Butler (5-5, 3-4 Pioneer) -- Sept. 10 -- W, 48-34 Last Week: at Jacksonville L, 24-34 This Week: at Morehead St. 1:00 p.m. Next Week: TBA
3		at W. Kentucky (5-5, 5-1 Sun Belt) -- Sept. 17 -- W, 44-16 Last Week: at LSU L, 9-42 This Week: at North Texas 7:00 p.m. Next Week: Troy TBA
4		Youngstown St. (6-4, 4-3 MVFC) -- Sept. 24 -- W, 37-35 Last Week: at North Dakota St. W, 27-24 This Week: Missouri St. 1:00 p.m. Next Week: TBA
5		at South Dakota St. (5-6, 4-4 MVFC) -- Oct. 1 -- W, 38-28 Last Week: at Western Illinois W, 27-7 This Week: IDLE Next Week: TBA
6		at Northern Iowa (8-2, 7-1 MVFC) -- Oct. 8 -- L, 9-23 Last Week: Southern Utah W, 34-21 This Week: at Illinois St. 12:00 p.m. Next Week: TBA
7		Western Illinois (2-8, 1-6 MVFC) -- Oct. 15 -- W, 46-24 Last Week: South Dakota St. L, 7-27 This Week: North Dakota St. 2:00 p.m. Next Week: TBA
8		at Illinois St. (7-3, 5-2 MVFC) -- Oct. 22 -- L, 14-17 Last Week: IDLE This Week: Northern Iowa 12:00 p.m. Next Week: TBA
9		North Dakota St. (9-1, 6-1 MVFC) -- Nov. 5 -- L, 16-27 Last Week: Youngstown St. L, 24-27 This Week: at Western Illinois 2:00 p.m. Next Week: TBA
10		at Missouri St. (1-9, 1-6 MVFC) -- Nov. 12 -- W, 28-20 Last Week: Indiana St. L, 20-28 This Week: at Youngstown St. 1:00 p.m. Next Week: TBA
11		Southern Illinois (3-7, 1-6 MVFC) -- Nov. 19 -- 2:05 p.m. Last Week: Eastern Illinois W, 45-28 This Week: at Indiana St. 2:05 p.m. Next Week: TBA



Trent Miles

Indiana State Head Football Coach Fourth Season

Now in his fourth year as a collegiate head coach at Indiana State University is Trent Miles. Miles was named the Sycamores' 23rd head football coach on December 4, 2007.

Under the enthusiastic leadership of coach Miles, the Sycamores enjoyed a breakthrough season in 2010 as the team enjoyed a 6-5 record, a third place finish in the Missouri Valley Football Conference and the program's first winning campaign since 1996.

Miles became the first Sycamore head coach to earn the Missouri Valley Football Conference's Coach Of The Year award in the league's 26-year history. He is just the second Sycamore coach all-time to earn a league coach of the year honor, as Dennis Raetz earned Missouri Valley Conference Coach Of The Year honors in 1984. Miles was also a finalist for the Eddie Robinson National Coach Of The Year Award as well as the Liberty Mutual Coach Of The Year honor.

Individually, the Sycamores had 12 student-athletes honored by the MVFC following the 2010 season on its all-conference honors list. First team selections for Indiana State included RB Darrius Gates, FB Brock Lough, DE Ben Obaseki and DB Alex Sewall. On the second team were TE Alex Jones, OL Pat Burke and LB Jacolby Washington. Earning honorable mention status were LB Aaron Archie, QB Ronnie Fouch, WR Justin Hilton, DB Calvin Burnett and Gates as a return specialist. Indiana State's four first team selections were the most in one season since five were named first team all-conference in 1993. ISU has had four or more first team all-conference selections in just four of its 25 seasons as a member of the MVFC.

The 2010 season became a breakthrough one with a 59-24 victory over league rival Illinois State on Homecoming and continued with a 38-35 overtime victory over Missouri State. The Sycamores got themselves into league title contention by downing South Dakota State by the score of 41-30 at Memorial Stadium after losing to the Jackrabbits by the combined score of 90-9 in the previous two seasons. ISU trailed 23-20 to this year's MVFC Champion Northern Iowa midway through the fourth quarter at Memorial Stadium and had the ball nearing the red zone looking to take a late lead when they could not convert a fourth down conversion.

The Sycamores clinched their winning season and improved to 6-4 on the year with a thrilling 30-24 victory at Youngstown State. ISU ended a 36-game road losing streak and earned their first win away from Memorial Stadium since 2004 with the victory over the Penguins. It was also ISU's first conference road victory since the 2002 campaign.

The Sycamore resurgence can be pinpointed on several factors, including a significant improvement to the facilities at Memorial Stadium, including the building of one of the top locker room facilities in all of FCS football. ISU also refurbished the press box and added a scoreboard and video replay system to enhance the gameday atmosphere.

As a team, the Sycamore offense was a record setter in 2010. The offense scored 351 points this season which broke the old school record of 319 set in 1992. ISU reached the end zone a total of 48 times, which is also a new school standard. In 2009, the Sycamores scored just 12 touchdowns and tallied 99 points (which were lows all-time for the Sycamores) and transformed themselves in just one season to the best offense in the history of the school. Prior to 2010, no Sycamore offense had scored more than 50 points more than once in any season, but the Sycamores did just that three times.

Indiana State finished 2010 ranked third in the MVFC and 14th nationally by averaging 31.91 points per game and was in the Top 40 in rushing offense, passing offense and total offense as well. The Sycamores averaged 411.8 yards of offense per game, which was fourth in the league and 17th nationally. Individually, Darrius Gates averaged 10.6 points per game, which led the MVFC and was second in the nation.

ISU also had an outstanding defense, tallying a season-best four interceptions and making a pair of fourth quarter red zone stops at Youngstown State to help secure a road league victory. The Sycamores gave up just 184.6 yards per game through the air, which was third in the league and 38th nationally.

Miles earned his first collegiate head coaching victory on October 24, 2009 when the Sycamores downed Western Illinois by the score of 17-14 in the annual Homecoming contest in front of over 6,000 fans. Alumni, community members, ISU faculty and staff as well as a large turnout of students who have been energized by the personable Miles since he arrived on campus came out to Memorial Stadium and willed the Sycamores to victory. After a wild final play, emotions ran high as nearly everyone in the stadium, took to the playing surface to celebrate ISU's first

The Miles File:

PERSONAL

Birthdate: July 29, 1963

Birthplace: Terre Haute, Ind.

Hometown: Terre Haute, Ind.

Family: Wife (Bridget)

Children (Kaylee, Anna, Charlie & Noah)

EDUCATION

High School: Terre Haute South, 1982

College: Indiana State, 1987 (B.S.)

PLAYING EXPERIENCE

High School: Terre Haute South, 1980-82

College: Indiana State, 1983-87

COACHING EXPERIENCE

2008-11: Head Coach, Indiana State

2005-07: Tailbacks, Washington

2002-04: Wide Receivers, Notre Dame

2001: Wide Receivers, Stanford

2000: Offensive Asst., Green Bay Packers

1999: Intern, Seattle Seahawks

1997-99: Wide Receivers, Fresno State

1996: Defensive Backs, Hawaii

1995: Wide Receivers, Hawaii

1994: Defensive Backs, Northern Illinois

1991-93: Wide Receivers, Northern Illinois

1990: Graduate Asst., Oklahoma

1988-89: Graduate Asst., New Mexico St.

1987: Graduate Asst., Indiana State

victory in 33 attempts -- a signal that the ISU program is ready to turn the corner in the ultra competitive Missouri Valley Football Conference.

In addition to success on the field, Miles has continued to stress a concentration in the classroom for his student-athletes and the payoff came this past season in the form of senior Daniel Millington being named an ESPN The Magazine Academic All-America Second Team member by the College Sports Information Directors of America. In the MVFC, Millington was a second team all-academic selection while Gabe Mullane joined him on the second team and Alex Sewall was an honorable mention pick.

On the playing field, Aaron Archie was named an All-MVFC Second Team member while Donye McCleskey, Rod Hardy and Darius Gates were honorable mention selections. Additionally, Archie was named a MVFC All-Newcomer selection.

Indiana State ranked fourth in the MVFC in kickoff return average with a 21.1 ypg average. Additionally, the Sycamores ranked in a tie for first in PAT kicking, hitting all 20 of their attempts. ISU was the third-least penalized team in the MVFC and the Sycamores drew the most opponent penalties in the league. Darius Gates ranked tops in the conference with a 27.1 return average, while he was total was fifth nationally.

Aaron Archie was second in the league in tackles per game with an average of 10.6 stops per contest. Archie was one of three Sycamores to rank in the Valley's top 10 as Sewall's 8.4 tackles per game average was sixth while Donye McCleskey's 8.3 mark was seventh. Additionally, Archie's tackle average finished 12th in the nation.

In his inaugural season on the job, Miles had three players earn All-Missouri Valley Conference honors as Jayden Everett, Donye McCleskey and Alex Sewall all took Honorable Mention plaudits. Additionally, Larry Carter, Sewall and Ryan Roberts took MVFC All-Newcomer status as well.

Everett recorded 102 total tackles on the season, which ranked in the nation's top 20 and was in the top five in the MVFC. Everett had a key forced fumble and recovery in the season finale against Missouri State that allowed Indiana State to comeback from down 14-0 to force overtime. He posted six games in which he recorded double digit tackles, including a season-high 18 stops on Homecoming versus South Dakota State.

Junior Donye McCleskey posted 98 total tackles this season, including 53 total stops. In the conference opener against Illinois State, McCleskey was credited with a career-high 17 total tackles. Known as a big-play defensive threat, McCleskey recovered a fumble and returned it 47 yards for a touchdown at Youngstown State. Had four games in which he recorded at least 10 tackles, including 13 against South Dakota State, 11 in the season finale versus Missouri State, 10 at Western Illinois and the season-best 17 versus the Redbirds.

Freshman Alex Sewall was Indiana State's top newcomer on defense with 90 total tackles, including 52 solo stops as he played in all 12 of the Sycamores' contests this season. Sewall posted a season-best nine tackles in five different contests: at Eastern Illinois, at Northern Illinois, South Dakota State, at North Dakota State and in the season finale versus Missouri State.

Carter played in 10 games this season and recorded 34 total tackles, including one for a loss and was credited with one half of a sack. He broke up four passes this

season and recovered one fumble at Southern Illinois. In the conference opener against Illinois State he posted a team-high eight tackles.

Freshman Ryan Roberts played in all 12 games this year, including the final six as the Sycamore quarterback after playing the first six games on the defensive side of the ball. He completed 39-of-84 passes for 294 yards, including a long of 20 yards. Roberts was strong on the ground with 107 rushes for 194 yards, plus three rushing touchdowns. On the defensive side of the ball, Roberts was credited with nine total tackles. He posted a season-high 59 rushing yards at Youngstown State and was 15-of-24 for 124 yards passing against South Dakota State.

Running a well-rounded program is an important concept for Miles as evidenced by a trio of Sycamores being named to the MVFC All-Academic squad. Those Sycamores making the second team were tight end Josh Jones and punter Gabe Mullane while offensive lineman Jack Byrne was an honorable mention selection.

Jones, who holds 3.92 GPA in Exercise Science, was the Sycamores' top pass catching tight end as he hauled in 11 passes for 83 yards, an average of 7.5 yards per catch. Jones also was credited with one rush and a pair of kickoff returns during the season.

Mullane, who holds a 3.93 GPA in Physical Education, punted 82 times on the year for a total of 2,948 yards. He averaged 36.0 yards per kick and recorded a long punt of 66 yards. Mullane only had two touchbacks in 82 punts and forced 10 fair catches. He was able to pin the opposition inside their own 20-yard line a total of 17 times and recorded six punts of 50 yards or more.

Byrne, who holds a 3.15 GPA in Business, played and started in all 12 games for the Sycamores at the center position. The Sycamore offense gained 1,539 yards on the ground and reached the end zone eight times. Byrne was the leader of a team which also had 881 yards through the air and reached the end zone through the air three times.

The ISU Football team is also very involved in community service, including working tirelessly across the Wabash Valley in June of 2008 helping victims of the floods in the area. The football players at ISU also are committed to teaching young children how to read and visiting with local hospitals to help children that are ill.

Miles is a native of Terre Haute, Ind., and is a 1987 graduate of Indiana State. Miles was a wide receiver at Indiana State from 1982-86, where his 1983 and 1984 squads each won nine games and advanced to the NCAA FCS playoffs. The 1984 Sycamores were ranked No. 1 in the nation for most of the season. That team was inducted into the Indiana State University Hall of Fame on Sept. 7, 2002.

Prior to coming to Indiana State, Miles completed his third season as the Washington running backs coach in 2007 after having spent the previous three years on Tyrone Willingham's staff at Notre Dame as the wide receivers coach.

In 2007, Husky running back Louis Rankin rushed for 1,294 yards, becoming the first Washington player to tally a 1,000-yard rushing season since 1997.

While at Notre Dame, he mentored future NFL standouts Maurice Stovall, Rhema McKnight and Arnaz Battle, as well as Jeff Samardzija, who is now playing professional baseball in the Chicago Cubs organization.

Prior to coaching at Notre Dame, Miles worked under Willingham for one year at Stanford. That season Miles had the opportunity to coach some of the nation's finest receivers including Luke Powell (whose 22.3-yard average per catch set a school record) and Teyo Johnson (the 2001 Pacific-10 Co-Freshman of the Year and a second-round draft pick of the Oakland Raiders in 2003).

Miles spent the 2000 campaign with the Green Bay Packers as an offensive assistant, working with the wide receivers and as a quality control coach. During his tenure with the Packers, he coached NFL all-pro receiver Antonio Freeman.

Miles has 20 years of coaching experience on the collegiate level. He was the wide receivers coach at Fresno State for three years (1997-99), producing some of the greatest receivers in Bulldogs' history. In 1999, two of his receivers, Rodney Wright and Charles Smith, combined to produce more than 1,600 yards and 14 touchdowns on 120 receptions. Their production helped the Bulldogs to a share of the Western Athletic Conference championship and a berth in the Las Vegas Bowl. He also recruited and coached Bernard Barien of the Minnesota Vikings.

Throughout his career, Miles has coached on both sides of the ball including wide receivers, defensive backs and linebackers. Miles began his coaching career at Indiana State in 1987, tutoring the wide receivers and defensive backs as a graduate assistant. Another graduate assistant position followed at New Mexico (1988-89), where he worked with the receivers and linebackers. Miles then moved on to Oklahoma in 1990, working with the wide receivers as a graduate assistant.

Following four seasons as an assistant at Northern Illinois (1991-93 as receivers coach, 1994 with defensive backs), Miles headed west to Hawaii for two seasons (1995-96), where he spent a season each with the wide receivers and defensive backs.

Miles earned a bachelor's degree in criminology from Indiana State in 1987. He was born July 29, 1963, in Terre Haute, Ind. Miles married the former Bridget Hogan on July 10, 2004. They have three daughters, Kaylee, Anna, and Charlie Elizabeth as well as a son Noah Michael, born on April 4, 2010.



2011 Week 12 Depth Chart

Offense

QB 4 Ronnie Fouch (6-2, 215, Sr.)
 11 Coy Glass (6-2, 205, Sr.)
or 13 Caleb Watkins (6-3, 210, Fr.)
TB 22 Shakir Bell (5-7, 170, So.)
 24 George Cheeseborough (5-7, 170, So.)
 27 Luke Harris (5-11, 210, RSo.)
WR 19 Justin Hilton (6-3, 190, Sr.)
 7 Demory Lawshe (6-1, 190, So.)
WR 1 Donald Spencer (6-2,205, So.)
 2 Leonard Riston (5-11, 180, So.)
FB 9 Brock Lough (6-0, 220, Sr.)
 48 Austen Wozniak (6-2, 240, So.)
TE 35 Alex Jones (6-3, 235, Sr.)
 88 Michael Mardis (6-3, 235, Jr.)
LT 56 Justin Wood (6-4, 290, Jr.)
 69 Paul Patrick (6-7, 300, Fr.)
LG 77 Ben Geffert (6-3, 285, Sr.)
 71 Alex Ferguson (6-6, 285, Fr.)
C 59 FN Lutz (6-3, 275, Jr.)
 66 Corey Bichey (6-0, 310, Sr.)
RG 73 Mike Smith (6-3, 320, Sr.)
 64 Adam Masters (6-5, 300, Fr.)
RT 72 Casey Paswater (6-4, 290, Jr.)
 75 Odeh Farha (6-5, 310, Sr.)

Defense

DE 92 Ben Obaseki (6-3, 235, Jr.)
 91 Tyler Boyd (6-2, 240, So.)
DT 76 Rod Hardy (6-2, 295, Sr.)
 53 Tyler Stafford (6-3, 255, So.)
DT 93 Lawrence Young (6-3, 290, Sr.)
 60 Garrison McElroy (6-4, 285, Fr.)
DE 45 Josh Scott (6-4, 225, Jr.)
 42 Santino Davis (6-1, 225, Sr.)
SLB 15 Ryan Roberts (6-4, 225, Sr.)
 20 Dillon Painter (6-2, 220, Jr.)
MLB 99 Aaron Archie (6-0, 235, Jr.)
 49 Alex Bettag (5-11, 210, Sr.)
WLB 34 Jacolby Washington (6-1, 235, Jr.)
 50 Zakee Bashir (6-1, 240, So.)
or 31 Marcus Lewis (6-1, 220, Sr.)
CB 8 Larry Carter (6-0, 185, Sr.)
 28 Johnny Towalid (5-11, 165, Jr.)
CB 5 Calvin Burnett (5-9, 160, So.)
 16 Brian Cleckley (6-0, 175, Fr.)
S 3 Alex Sewall (6-1, 210, Sr.)
 26 Donovan Layne (5-11, 195, Fr.)
S 44 Larry King (6-2, 205, So.)
 41 Othniel Harvey (5-11, 185, So.)

Special Teams

PK 48 Austen Wozniak (6-2, 240, RSo.)
KO 96 Tanner Fritschle (6-1, 195, Fr.)
P 38 Lucas Hileman (6-1, 195, Jr.)
 42 Santino Davis (6-1, 225, Sr.)
H 11 Coy Glass (6-2, 205, So.)
 19 Justin Hilton (6-3, 190, Sr.)
LS 89 Garrick Dikos (6-3, 210, So.)
SS 58 Josh Keyt (6-1, 240, So.)
PR 2 Leonard Riston (5-11, 180, So.)
 19 Justin Hilton (6-3, 190, Sr.)
KR 1 Donald Spencer (6-2,205, So.)
 2 Leonard Riston (5-11, 180, So.)

Coaching Staff

Head Coach.....Trent Miles
 Assistant Head Coach:Shannon Jackson
 Offensive Coordinator/OL.....Harold Etheridge
 Defensive Coordinator/LBJesse Minter
 Special Teams/RBGreg Barrett
 Quarterbacks.....Dave Telford
 Wide Receivers.....Turner Pugh
 Asst. Offensive Line.....Pat Burke
 Outside Linebackers/Recruiting.....P.J. Volker
 Linebackers.....Danny Sabock
 Defensive Secondary.....Ray Smith
 Video CoordinatorClayton Dever

2011 Indiana State Football Numerical Roster

No.	Name	Pos.	Ht.	Wt.	Cl.	Hometown/Previous School	No.	Name	Pos.	Ht.	Wt.	Cl.	Hometown/Previous School
1	Donald Spencer	WR	6-2	205	So.-TR	Ypsilanti, Mich./Michigan State	50	Zakee Bashir	LB	6-1	240	So.-TR	Blacklick, Ohio/Marshall
2	Leonard Riston	WR	5-11	180	So.-1L	Cincinnati, Ohio/Withrow	51	Kendall Walker	LB	6-0	210	Fr.-HS	Cincinnati, Ohio/Moeller
3	Alex Sewall	DB	6-1	210	So.-3L	Western Springs, Ill./Lyons Township	52	Phil Walker	LB	6-2	225	So.-1L	Miami, Fla./Marshall
4	Ronnie Fouch	QB	6-2	215	Sr.-1L	Redlands, Calif./Washington	53	Tyler Stafford	DL	6-3	255	So.-1L	Fortville, Ind./Mount Vernon
5	Calvin Burnett	DB	5-9	160	So.-1L	Orlando, Fla./Hofstra	54	Brady Collins	DE	6-5	230	Fr.-HS	Sunman, Ind./East Central
6	Julian Easterly	DB	6-0	190	Sr.-3L	Detroit, Mich./Cass Tech	55	Connor Underwood	LB	6-3	230	Fr.-HS	Washington, Ill./Washington Community
7	Demory Lawshe	WR	6-1	195	So.-1L	Indianapolis, Ind./Lawrence North	56	Justin Wood	OL	6-4	290	Jr.-2L	Greenwood, Ind./Center Grove
8	Larry Carter	DB	6-0	185	Sr.-3L	Middletown, Ohio/Middletown	57	Zach Lewis	OL	6-1	350	Fr.-HS	Terre Haute, Ind./South Vigo
9	Brock Lough	FB	6-0	230	Sr.-3L	Terre Haute, Ind./South Vigo	57	Jacob Sapp	LB	6-1	195	Fr.-RS	Poseyville, Ind./North Posey
							58	Josh Keyt	OL	6-1	240	So.-TR	Greencastle, Ind./Indiana
							59	FN Lutz	OL	6-3	290	Jr.-2L	West Lafayette, Ind./Harrison
11	Coy Glass	QB	6-2	215	Sr.-1L	Redlands, Calif./Hofstra	60	Garrison McElroy	DL	6-4	285	Fr.-RS	Noblesville, Ind./Hamilton Heights
12	Chris O'Leary	QB	6-2	210	Fr.-RS	Terre Haute, Ind./North Vigo	61	Nathaniel Schuster	OL	6-4	265	Fr.-HS	Terre Haute, Ind./South Vigo
13	Caleb Watkins	QB	6-3	210	Fr.-RS	Middletown, Ohio/Bowling Green	62	Evan Borchers	OL	6-2	295	Sr.-3L	Cincinnati, Ohio/Colerain
14	Logan Rehner	QB	6-1	170	Fr.-HS	Columbia, City, Ind./Columbia City	63	Aaron Edwards	DL	6-0	350	Jr.-SQ	Terre Haute, Ind./North Vigo
14	Travis Johnson	DB	6-1	190	Jr.-2L	Marshall, Ill./Marshall	64	Adam Masters	OL	6-5	300	Fr.-RS	Greencastle, Ind./South Putnam
15	Ryan Roberts	DB	6-4	225	Sr.-3L	West York, Ill./Hutsonville	65	Evan Norris	OL	6-3	280	Fr.-RS	Greenwood, Ind./Roncalli
16	Brian Cleckley	RB	6-0	175	Fr.-HS	Hamilton, Ohio/Hamilton	66	Corey Bichey	OL	6-0	310	Sr.-3L	Ambridge, Pa./Ambridge
17	Ednut Egberongbe	WR	6-3	190	Sr.-1L	Queens, N.Y./Hudson Valley JC	67	Evan Goebel	OL	6-3	305	Fr.-HS	Newburgh, Ind./Castle
18	Richie Dyer	RB	5-10	185	Fr.-HS	Cincinnati, Ohio/Fork Union Military	68	Montel Roberts	OL	6-6	295	Fr.-HS	Detroit, Mich./Martin Luther King, Jr.
19	Justin Hilton	WR	6-3	190	Sr.-1L	Kissimmee, Fla./Butte CC	69	Paul Patrick	OL	6-7	300	Fr.-RS	Elwell, Mich./Alma
20	Dillon Painter	DB	6-2	220	Jr.-2L	Fort Wayne, Ind./Snider	70	Matthew Masengale	OL	6-6	300	Fr.-RS	Indianapolis, Ind./Roncalli
21	CJ Ulysses	DB	5-10	180	So.-1L	Miami, Fla./Cypress Bay	71	Alex Ferguson	OL	6-6	285	Fr.-HS	Urbana, Ill./Tolono Unity
22	Shakir Bell	RB	5-8	185	So.-1L	Indianapolis, Ind./Warren Central	72	Casey Paswater	OL	6-4	290	Jr.-2L	Columbus, Ind./North
23	Tarris Batiste	DB	6-1	205	Fr.-HS	Irvine, Calif./Cass	73	Mike Smith	OL	6-3	320	Sr.-3L	Mishawaka, Ind./Penn
24	George Cheeseborough	RB	5-7	170	So.-1L	Indianapolis, Ind./Warren Central	74	Nick Rice	OL	6-7	360	Fr.-HS	Greenwood, Ind./Greenwood
25	Bryn Schwartz	DB	6-0	195	Fr.-RS	Terre Haute, Ind./South Vigo	75	Odeh Farha	OL	6-5	310	Sr.-2L	Ann Arbor, Mich./Fork Union
26	Donovan Layne	DB	5-11	195	Fr.-HS	Dayton, Ohio/Chaminade-Julienne	76	Rod Hardy	DL	6-2	295	Sr.-3L	Indianapolis, Ind./Pike
27	Luke Harris	RB	5-11	210	So.-1L	Whiteland, Ind./Whiteland	77	Ben Geffert	OL	6-3	310	Sr.-3L	Griffith, Ind./Griffith
28	Johnny Towalid	DB	5-11	170	Jr.-1L	Indianapolis, Ind./Southport	78	Evan Estep	OL	6-5	260	Fr.-RS	Mishawaka, Ind./Penn
29	Mark Sewall	DB	5-10	185	Fr.-HS	Western Springs, Ill./Lyons Township	79	Conrad Nicholls	DL	6-5	240	Fr.-HS	Honolulu, Hawaii/Raytown
30	Randy Berryhill, Jr.	DB	5-10	180	Fr.-HS	Chicago, Ill./Mount Carmel	80	Tanner Riley	WR	5-10	175	Jr.-2L	Greenwood, Ind./Center Grove
31	Marcus Lewis	LB	6-1	230	Sr.-3L	Cincinnati, Ohio/Indian Hills	81	Theo Bradley	WR	6-3	180	Fr.-HS	Kankakee, Ill./Bishop McNamara
32	Travis Starks	DB	5-10	180	Fr.-HS	Chicago, Ill./St. Rita of Cascia	82	Daniel Gabbard	WR	5-9	180	Fr.-HS	Terre Haute, Ind./North Vigo
32	Kenny Smith	DB	5-10	175	Jr.-1L	Merrillville, Ind./Merrillville	83	DeSean Prentice	WR	6-1	185	Fr.-HS	Mishawaka, Ind./Penn
33	Taje High	RB	5-8	165	So.-1L	Indianapolis, Ind./Avon	85	Barry McCarter	WR	6-2	210	Fr.-HS	Gary, Ind./Gary West Side
34	Jacolby Washington	LB	6-1	235	Jr.-2L	Deltona, Fla./Trinity Christian	87	Logan Buske	TE	6-3	210	Fr.-HS	Terre Haute, Ind./South Vigo
35	Alex Jones	TE	6-3	235	Sr.-3L	Centerville, Ind./Centerville	88	Michael Mardis	TE	6-3	235	Jr.-2L	Terre Haute, Ind./South Vigo
36	Kamerin Mitchell	DB	6-2	200	So.-1L	Kankakee, Ill./Bishop McNamara	89	Garrick Dikos	TE	6-3	215	So.-1L	Mishawaka, Ind./Penn
37	Gerrick Ratliff	LB	6-0	210	Fr.-HS	Chicago, Ill./De La Salle Institute	90	Victor Vernon	DL	6-3	230	Fr.-HS	New Lenox, Ill./Providence Catholic
38	Lucas Hileman	P	6-1	195	Jr.-SQ	Anna, Ill./Baylor	91	Tyler Boyd	DL	6-2	265	So.-1L	Avon, Ind./Avon
39	Joe McCormick	RB	5-9	190	Fr.-HS	Washington, Ind./Washington	92	Ben Obaseki	DL	6-3	260	Jr.-2L	Washington, Ind./Washington
39	Alex Stowers	DB	5-9	155	Fr.-HS	Indianapolis, Ind./North Central	93	Lawrence Young	DL	6-3	300	Sr.-3L	Detroit, Mich./Renaissance
40	Keith Deitel	DE	6-3	225	Fr.-RS	Greenwood, Ind./Center Grove	96	Tanner Fritschle	PK	6-1	195	Fr.-HS	Washington, Ind./Washington
41	Othniel Harvey	DB	5-11	185	So.-1L	Pahokee, Fla./Pahokee	96	Jess Harris	LB	5-9	190	Fr.-HS	Whiteland, Ind./Whiteland
42	Santino Davis	LB/P	6-1	225	Sr.-1L	Gulfport, Miss./Gulf Coast CC	97	Jordan Bright	DL	6-7	295	Jr.-2L	Cincinnati, Ohio/Wyoming
44	Larry King	DB	6-2	215	So.-1L	South Bend, Ind./Riley	99	Aaron Archie	LB	6-0	235	Jr.-2L	Detroit, Mich./Cass Tech
45	Josh Scott	LB	6-4	225	Jr.-1L	Redlands, Calif./UTEP							
46	Ian Allen	LB	6-3	220	Fr.-HS	Overland Park, Kan./Blue Valley							
47	Foluke Gordan-Lamar	RB	6-1	230	Fr.-HS	Decatur, Ga./Druid Hills							
47	Andre Biggers	DL	6-0	240	Jr.-SQ	Michigan City, Ind./Whiteland Community							
48	Austin Wozniak	LB	6-2	240	So.-1L	Houston, Texas /Hargrave Military							
49	Alex Bettag	LB	5-11	210	Sr.-3L	Santa Claus, Ind./Heritage Hills							

The Last Time It Happened

The Last Time Indiana State ...

SHUT OUT AN OPPONENT:

vs. Mars Hill, 48-0 (1996)

WAS SHUT OUT:

vs. Southern Illinois, 0-33 (2009)

SCORED 50-59 POINTS:

vs. Illinois State, 59-24 (2010)

ALLOWED 50-59 POINTS:

56, vs. North Dakota State, 17-56 (2009)

SCORED 60-69 POINTS:

66, vs. Southern Illinois, 66-44 (1999)

ALLOWED 60-69 POINTS:

62, at Northern Iowa, 7-62 (2009)

SCORED MORE THAN 70:

72, vs. Vincennes (1925)

ALLOWED MORE THAN 70:

72, vs. Southern Illinois, 72-10 (2007)

SCORED A SAFETY:

at North Dakota State (2010)

ALLOWED A SAFETY:

at Cincinnati (2010)

KICKOFF RETURN FOR TD Of 95 + Yards:

Cornell Johnson, 97 yds vs. Western Illinois (2005)

KICKOFF RETURN FOR TD OF ANY DISTANCE:

Leonard Riston, 92 yds vs. Butler (2011)

ALLOWED KICKOFF TD:

Chaz Powell, at Penn State, 95 yds (2011)

PUNT RETURN FOR TD:

Larry Scally, 86 yds vs. St. Joseph's (1996)

ALLOWED PUNT RETURN TD:

Eric Davis, 55 yds vs. Missouri State (2006)

BLOCKED PUNT FOR TD:

Justin Hilton, vs. St. Joseph's (2010)

ALLOWED A BLOCKED PUNT RETURN FOR A TD:

Kevin Jackson, 4 yds vs. North Dakota St. (2009)

INTERCEPTION RETURN TD OF 100 YARDS:

Bryan Jackson, 100 yards at Eastern Illinois (2006)

INTERCEPTION RETURN FOR A TD:

Johnny Towalid, 78 yards at S. Dakota St. (2011)

ALLOWED INT RETURN TD:

Daniel Eaves, 53 yards at North Dakota St. (2010)

FUMBLE RETURN FOR TD:

Donye McCleskey, 47 yds vs. Youngstown State (2008)

ALLOWED FUMBLE RETURN TD:

Ken West, 11 yds at Northern Illinois (2006)

HAD A PLAYER W/ 300 YARDS PASSING:

330, Ronnie Fouch vs. North Dakota State (2010)

PLAYER COMPLETE 30+ PASSES:

32, Blayne Baggett at Missouri State (2005)

PLAYER COMPLETE 40+ PASSES:

42, Blayne Baggett vs. Western Illinois (2005)

PLAYER RUSH FOR 100-149 YDS:

123, Shakir Bell, at Illinois State (2011)

PLAYER RUSH FOR 150-199 YDS:

199, Shakir Bell, at South Dakota St. (2011)

PLAYER RUSH FOR 200-249 YDS:

260, Shakir Bell, at Missouri State (2011)

PLAYER RUSH FOR 250+ YDS:

256, Shakir Bell vs. Youngstown State (2011)

PLAYER RUSH FOR 200+ YDS IN CONSECUTIVE GAMES:

Shakir Bell vs. W. Kent. & Youngstown St. (2011)

PLAYER RUSH FOR A 90 OR MORE YARD TD:

91, Ryan Roberts vs. Western Illinois (2009)

HAD A DEFENSIVE STARTER SCORE AN OFF. TD:

1 yard run, Ben Obaseki at Missouri State (2011)

HAD TWO PLAYERS RUSH FOR 100+ YDS:

Darrius Gates & Shakir Bell vs. Quincy (2010)

ONE PLAYER WITH 30+ RUSHES:

39, Shakir Bell at Missouri State (2011)

HAD PLAYER WITH 100-149 RECEIVING YDS:

103, Justin Hilton vs. North Dakota State (2011)

HAD PLAYER WITH 150-199 RECEIVING YDS:

194, Sam Logan at Missouri State (2005)

HAD PLAYER WITH 200-299 RECEIVING YDS:

253, Chris Johnson vs. Illinois State (1986)

HAD PLAYER WITH 300+ RECEIVING YDS:

319, Bill Griffith vs. Evansville (1955)

HAD PLAYER WITH 10+ PASS RECEPTIONS:

11, Carl Berman vs. Western Illinois (2005)

HAD PLAYER WITH 400 YDS TOTAL OFFENSE:

416, Blayne Baggett at Missouri State (2005)

HAD PLAYER SCORE 5 TDS IN GAME:

Darrius Gates vs. South Dakota State (2010)

HAD PLAYER SCORE 4 TDS IN GAME:

Shakir Bell vs. Youngstown State (2011)

HAD PLAYER SCORE 4 TDS IN ONE HALF:

Shakir Bell vs. Youngstown State (2011) (First Half)

HAD PLAYER PASS FOR 5 TDS:

Jeff Miller vs. Ball State (1985)

HAD PLAYER PASS FOR 4 TDS:

Ronnie Fouch at Youngstown State (2010)

HAD PLAYER PASS FOR 4 TDs IN CONSECUTIVE GAMES:

Ronnie Fouch vs. Quincy & Illinois State (2010)

HAD PLAYER RUSH FOR 3 TDS:

Brock Lough, vs. Butler (2011)

HAD PLAYER RUSH FOR 2 TDS:

Shakir Bell at Missouri State (2011)

HAD PLAYER CATCH 3 TD PASSES:

James Braden at Missouri State (2001)

HAD PLAYER KICK 4 FIELD GOALS:

Kyle Hooper at Eastern Illinois (2004)

HAD PLAYER KICK 3 FIELD GOALS:

Cory Little at Western Kentucky (2011)

HAD A PLAYER WITH 3 INT:

John Allman vs. Illinois State (1979)

HAD A PLAYER WITH 2 INT:

Calvin Burnett at Youngstown State (2010)

BLOCKED A FIELD GOAL:

Ryan Mosley, vs. Illinois State (2004)

BLOCKED A FIELD GOAL FOR A TD:

Never

BLOCKED PAT RETURN:

Larry Carter vs. South Dakota (2008)

DIDN'T PUNT:

vs. Butler (2011)

ALLOWED BLOCKED PAT FOR CONVERSION:

at Kansas State (1991)

POSTED 500 RUSH YDS:

1975 vs. Dayton

POSTED 350 PASS YDS:

2005 at Missouri State

GAINED 650+ YDS TOTAL:

675, at Dayton (1975)

15 OR MORE PENALTIES:

17, vs. Illinois State (1994)

100+ PLAYS:

100, vs. Central Florida (1984)

SCORED 9 TDS:

9, vs. W.V. Tech (1994)

SCORED 8 TDS:

8, vs. Illinois State (2010)

SCORED 7 RUSHING TDS:

7, vs. St. Joseph's (2010)

The Last Time An Opponent ...

HAD 300+ YDS PASSING:

340, Steve LaFalce vs. Western Illinois (2005)

HAD 300+ YDS RUSHING:

328, Herb Donaldson vs. Western Illinois (2006)

HAD 150+ YDS RUSHING:

177, Jamaine Cook vs. Youngstown State (2011)

HAD 150+ YDS RECEIVING:

153, James Hardy, at Indiana (2007)

RUSHED FOR 5 TDS:

5, Gerald Davis, at Missouri State (2007)

RUSHED FOR 6 TDS:

6, Herb Donaldson, at Western Illinois (2006)

2011 Season Statistics

Indiana State Overall Individual Statistics (as of Nov 15, 2011)
All games

Rushing	gp	att	gain	loss	net	avg	td	lg	avg/g
Bell, Shakir	10	206	1606	73	1533	7.4	13	62	153.3
Lough, Brock	10	58	320	11	309	5.3	4	45	30.9
Harris, Luke	8	17	58	4	54	3.2	0	14	6.8
Cheeseborough,	6	22	59	11	48	2.2	0	8	8.0
High, Taje	7	1	16	0	16	16.0	0	16	2.3
Obaseki, Ben	10	4	6	0	6	1.5	4	2	0.6
Glass, Coy	9	1	3	0	3	3.0	0	3	0.3
TEAM	8	7	0	9	-9	-1.3	0	0	-1.1
Fouch, Ronnie	10	28	39	139	-100	-3.6	0	11	-10.0
Total	10	344	2107	247	1860	5.4	21	62	186.0
Opponents	10	425	1867	222	1645	3.9	15	52	164.5

Passing	gp	effic	comp-att-int	pct	yds	td	lg	avg/g
Fouch, Ronnie	10	138.19	120-221-8	54.3	1769	16	80	176.9
TEAM	8	0.00	0-1-0	0.0	0	0	0	0.0
Bell, Shakir	10	0.00	0-1-0	0.0	0	0	0	0.0
Total	10	136.95	120-223-8	53.8	1769	16	80	176.9
Opponents	10	133.54	192-305-7	63.0	2101	16	39	210.1

Receiving	gp	no.	yds	avg	td	lg	avg/g
Hilton, Justin	10	29	489	16.9	4	70	48.9
Spencer, Donald	9	26	291	11.2	4	36	32.3
Jones, Alex	9	23	501	21.8	4	80	55.7
Bell, Shakir	10	12	97	8.1	0	22	9.7
Riston, Leonard	10	9	145	16.1	1	31	14.5
Mardis, Michael	10	8	153	19.1	2	67	15.3
Lough, Brock	10	8	44	5.5	1	17	4.4
Egberongbe, Edn	5	3	55	18.3	0	39	11.0
Wood, Justin	10	1	-3	-3.0	0	0	-0.3
High, Taje	7	1	-3	-3.0	0	0	-0.4
Total	10	120	1769	14.7	16	80	176.9
Opponents	10	192	2101	10.9	16	39	210.1

Punt Returns	no.	yds	avg	td	lg
Riston, Leonard	16	95	5.9	0	28
Total	16	95	5.9	0	28
Opponents	21	70	3.3	0	14

Interceptions	no.	yds	avg	td	lg
Burnett, Calvin	2	53	26.5	0	45
Towalid, Jonny	2	78	39.0	1	78
King, Larry	1	0	0.0	0	0
Carter, Larry	1	65	65.0	0	65
Painter, Dillon	1	2	2.0	0	2
Total	7	198	28.3	1	78
Opponents	8	183	22.9	0	46

Kick Returns	no.	yds	avg	td	lg
Riston, Leonard	28	678	24.2	1	92
Cheeseborough,	3	69	23.0	0	28
Harris, Luke	1	2	2.0	0	2
Bettag, Alex	1	6	6.0	0	6
Sewall, Alex	1	0	0.0	0	0
King, Larry	1	6	6.0	0	6
Spencer, Donald	1	16	16.0	0	16
Wozniak, Austen	1	11	11.0	0	11
Total	37	788	21.3	1	92
Opponents	46	981	21.3	1	95

Fumble Returns	no.	yds	avg	td	lg
Hardy, Rod	1	27	27.0	0	27
Boyd, Tyler	1	36	36.0	0	36
Total	2	63	31.5	0	36
Opponents	3	55	18.3	0	31

2011 Season Statistics

Indiana State Overall Individual Statistics (as of Nov 15, 2011) All games

Scoring	td	fg	PAT				dxp	saf	pts
			kick	rush	rcv	pass			
Bell, Shakir	13	-	-	-	-	-	-	78	
Little, Cory	-	6-10	21-24	-	-	-	-	39	
Lough, Brock	5	-	-	-	-	-	-	30	
Jones, Alex	4	-	-	-	-	-	-	24	
Hilton, Justin	4	-	-	-	-	-	-	24	
Spencer, Donald	4	-	-	-	-	-	-	24	
Obaseki, Ben	4	-	-	-	-	-	-	24	
Riston, Leonard	2	-	-	-	1	-	-	14	
Mardis, Michael	2	-	-	-	-	-	-	12	
Wozniak, Austen	-	1-2	6-7	-	-	-	-	9	
Towalid, Jonny	1	-	-	-	-	-	-	6	
Fritschle, Tann	-	0-1	3-5	-	-	-	-	3	
Fouch, Ronnie	-	-	-	-	-	1-3	-	0	
Total	39	7-13	30-36	-	1	1-3	-	287	
Opponents	32	15-18	28-30	-	-	0-2	-	265	

Total Offense	g	plays	rush	pass	total	avg/g
Fouch, Ronnie	10	249	-100	1769	1669	166.9
Bell, Shakir	10	207	1533	0	1533	153.3
Lough, Brock	10	58	309	0	309	30.9
Harris, Luke	8	17	54	0	54	6.8
Cheeseborough,	6	22	48	0	48	8.0
High, Taje	7	1	16	0	16	2.3
Obaseki, Ben	10	4	6	0	6	0.6
Glass, Coy	9	1	3	0	3	0.3
TEAM	8	8	-9	0	-9	-1.1
Total	10	567	1860	1769	3629	362.9
Opponents	10	730	1645	2101	3746	374.6

Field Goals	fg	pct.	01-19	20-29	30-39	40-49	50-99	lg	blk
Little, Cory	6-10	60.0	0-0	1-2	2-3	3-5	0-0	44	0
Fritschle, Tann	0-1	0.0	0-0	0-0	0-0	0-1	0-0	0	0
Wozniak, Austen	1-2	50.0	0-0	1-1	0-0	0-1	0-0	22	0

Punting	no.	yds	avg	lg	tb	fc	i20	50+	blk
Hileman, Lucas	28	1142	40.8	55	0	7	6	5	0
Davis, Santino	9	360	40.0	49	0	0	1	0	0
Ullysse, CJ	5	197	39.4	50	0	0	1	1	0
Fouch, Ronnie	2	52	26.0	27	0	0	1	0	0
TEAM	0	0	0.0	0	0	0	0	0	1
Total	44	1751	39.8	55	0	7	9	6	1
Opponents	45	1799	40.0	58	2	6	16	3	0

FG Sequence	Indiana State	Opponents
Penn State	43	38,47
Butler	-	(30),(30)
WKU	(43),(42),(35)	(40)
Youngstown State	(22)	-
South Dakota State	(32),30	(19),(26),(19)
UNI	(44),46,27	(48),(37),(21)
Western Illinois	-	(26)
Illinois State	41	(40)
North Dakota State	(22),41	(39),(29)
Missouri State	-	(22),(44),23

Kickoffs	no.	yds	avg	tb	ob	retn	net	ydln
Fritschle, Tann	38	2347	61.8	7	0			
Little, Cory	17	1023	60.2	0	1			
Total	55	3370	61.3	7	1	21.3	40.9	29
Opponents	53	3192	60.2	12	2	21.3	40.8	29

Numbers in (parentheses) indicate field goal was made.

2011 Season Statistics

Indiana State Game Results (as of Nov 15, 2011) All games

Date	Opponent	Score	Overall	Conference	Time	Attend
Sep 03, 2011	at Penn State	L 7-41	0-1	0-0	3:03	96461
Sep 10, 2011	BUTLER	W 48-34	1-1	0-0	2:45	7128
Sep 17, 2011	at WKU	W 44-16	2-1	0-0	3:09	15793
* Sep 24, 2011	#24 YOUNGSTOWN STATE	W 37-35	3-1	1-0	3:05	6523
* Oct 1, 2011	at South Dakota State	W 38-28	4-1	2-0	3:06	12313
* Oct 08, 2011	at #2 UNI	L 9-23	4-2	2-1	2:41	16890
* Oct 15, 2011	WESTERN ILLINOIS	W 46-24	5-2	3-1	3:10	8255
* Oct 22, 2011	at Illinois State	L 14-17	5-3	3-2	2:41	6867
* Nov 05, 2011	#1 NORTH DAKOTA STATE	L 16-27	5-4	3-3	3:10	6412
* Nov 12, 2011	at Missouri State	W 28-20	6-4	4-3	2:47	5278

Indiana State Overall Individual Statistics (as of Nov 15, 2011) All games

All Purpose	g	rush	rcv	pr	kr	ir	total	avg/g
Bell, Shakir	10	1533	97	0	0	0	1630	163.0
Riston, Leonard	10	0	145	95	678	0	918	91.8
Jones, Alex	9	0	501	0	0	0	501	55.7
Hilton, Justin	10	0	489	0	0	0	489	48.9
Lough, Brock	10	309	44	0	0	0	353	35.3
Spencer, Donald	9	0	291	0	16	0	307	34.1
Mardis, Michael	10	0	153	0	0	0	153	15.3
Cheeseborough,	6	48	0	0	69	0	117	19.5
Towalid, Jonny	9	0	0	0	0	78	78	8.7
Carter, Larry	8	0	0	0	0	65	65	8.1
Harris, Luke	8	54	0	0	2	0	56	7.0
Egberongbe, Ed	5	0	55	0	0	0	55	11.0
Burnett, Calvin	10	0	0	0	0	53	53	5.3
High, Taje	7	16	-3	0	0	0	13	1.9
Wozniak, Austen	10	0	0	0	11	0	11	1.1
King, Larry	10	0	0	0	6	0	6	0.6
Bettag, Alex	9	0	0	0	6	0	6	0.7
Obaseki, Ben	10	6	0	0	0	0	6	0.6
Glass, Coy	9	3	0	0	0	0	3	0.3
Painter, Dillon	8	0	0	0	0	2	2	0.2
Wood, Justin	10	0	-3	0	0	0	-3	-0.3
TEAM	8	-9	0	0	0	0	-9	-1.1
Fouch, Ronnie	10	-100	0	0	0	0	-100	-10.0
Total	10	1860	1769	95	788	198	4710	471.0
Opponents	10	1645	2101	70	981	183	4980	498.0

2011 Season Statistics

Indiana State Overall Defensive Statistics (as of Nov 15, 2011) All games

#	Defensive Leaders	gp	Tackles				tfl/yds	Sacks no-yds	Pass defense			Fumbles		blkd	
			ua	a	tot				int-yds	brup	qbh	rcv-yds	ff	kick	saf
99	Archie, Aaron	10	45	64	109	4.5-18	3.0-15	.	1	2	.	.	1	.	.
34	Washington, Jac	10	37	66	103	4.0-6	1.0-1	.	.	.	1-0
3	Sewall, Alex	10	50	51	101	3.0-9	1.0-4	.	3	.	3-0	1	.	.	.
92	Obaseki, Ben	10	28	38	66	14.5-59	7.5-50	.	1	9
76	Hardy, Rod	10	16	50	66	11.5-37	2.5-17	.	1	.	1-27	1	.	.	.
15	Roberts, Ryan	10	27	34	61	7.0-27	0.5-4	.	3	2
44	King, Larry	10	26	35	61	2.0-12	1.0-11	1-0	4
5	Burnett, Calvin	10	39	22	61	1.0-4	.	2-53	5	.	.	1	.	.	.
8	Carter, Larry	8	20	12	32	1.5-10	1.0-8	1-65	1	1
28	Towalid, Jonny	9	12	9	21	1.0-3	.	2-78	2
45	Scott, Josh	9	6	15	21	.	.	.	1	1
60	McElroy, Garris	10	6	12	18	1.0-3	1	.	.	.
26	Layne, Donovan	10	9	9	18	1.0-13	1.0-13	.	3
50	Bashir, Zakee	10	8	7	15	2.5-9	1.5-7	.	1	3	.	1	.	.	.
93	Young, Lawrence	8	4	9	13	3.0-9	1.0-7
42	Davis, Santino	9	2	11	13
49	Bettag, Alex	9	3	9	12
91	Boyd, Tyler	9	2	9	11	0.5-2	1-36
7	Lawshe, Demory	10	4	6	10	1	.	.	.
35	Jones, Alex	9	4	4	8	1-0
20	Painter, Dillon	8	.	7	7	.	.	1-2	1
25	Schwartz, Bryn	5	2	3	5
88	Mardis, Michael	10	3	2	5
48	Wozniak, Austen	10	4	1	5
1	Spencer, Donald	9	2	2	4
89	Dikos, Garrick	9	2	2	4
9	Lough, Brock	10	2	1	3	1-0
14	Johnson, Travis	5	.	3	3
52	Walker, Phil	5	1	2	3	.	.	.	1
27	Harris, Luke	8	.	2	2
53	Stafford, Tyler	6	1	1	2	1.0-1
41	Harvey, Othniel	8	1	1	2
72	Paswater, Casey	10	1	.	1
96	Fritschle, Tann	8	.	1	1
TM	TEAM	8	1	.	1
33	High, Taje	7	1	.	1
31	Lewis, Marcus	6	.	1	1
22	Bell, Shakir	10	1	.	1
17	Egberongbe, Edn	5	1	.	1
29	Sewall, Mark	1	.	1	1
2	Riston, Leonard	10	1	.	1
Total		10	372	502	874	59-222	21-137	7-198	28	18	8-63	7	.	.	.
Opponents		10	267	382	649	58-251	21-140	8-183	30	9	11-55	12	2	.	.

2011 Game-By-Game Statistics

Game-by-Game Rushing

Player	PSU	BUTLER	WKU	YSU	SDSU	UNI	WIU	ILS	NDSU	MSU	SIU
	Att.-Yds./TD	Att.-Yds./TD	Att.-Yds./TD	Att.-Yds./TD	Att.-Yds./TD	Att.-Yds./TD	Att.-Yds./TD	Att.-Yds./TD	Att.-Yds./TD	Att.-Yds./TD	Att.-Yds./TD
Bell, S.	13-43/0	17-131/3	25-221/2	21-256/4	22-199/2	14-145/1	21-213/3	27-123/0	16-81/0	39-206/2	
Lough, B.	1-(-1)/0	17-131/3	5-(-1)/0	5-25/0	14-41/1	1-17/0	2-15/0	—	3-39/0	4-46/0	
Harris, L.	2-4/0	8-34/0	—	—	2-5/0	—	4-9/0	1-2/0	DNP	DNP	
Cheeseborough	8-8/0	3-10/0	—	DNP	—	11-30/0	—	—	—	—	
High, T.	—	—	—	—	—	—	1-16/0	—	—	DNP	
Obaseki, B.	—	2-4/2	—	—	—	—	—	1-1/1	—	1-1/1	
Glass, C.	—	—	—	—	—	—	—	1-3/0	—	—	
Team	—	2-(-3)/0	1-(-1)/0	2-(-3)/0	1-(-1)/0	—	—	—	—	1-(-1)/0	
Fouch, R.	6-11/0	—	2-(-10)/0	2-0/0	3-(-13)/0	4-(-31)/0	2-(-23)/0	5-(-37)/0	3-6/0	1-(-3)/0	

Game-by-Game Passing (Comp-Att-TD-INT-Yards)

Player	PSU	BUTLER	WKU	YSU	SDSU	UNI	WIU	ILS	NDSU	MSU	SIU
Fouch, R.	11-23-1-2-105	15-18-1-0-232	14-24-3-1-227	11-17-1-0-189	14-21-1-1-168	12-24-1-2-136	6-13-4-1-198	10-25-1-0-175	19-38-2-1-249	8-18-1-0-90	

Field Goals (Made field goals in bold/missed field goals in italics)

Player	PSU	BUTLER	WKU	YSU	SDSU	UNI	WIU	ILS	NDSU	MSU	SIU
Little, C.	43	—	43, 43, 35	22	32, 30	44, 46	DNP	DNP	DNP	DNP	
Fritschle, T.	—	—	—	—	—	27	—	41	—	—	
Wozniak, A.	—	—	—	—	—	—	—	—	22, 41	—	

Game-by-Game Receiving

Player	PSU	BUTLER	WKU	YSU	SDSU	UNI	WIU	ILS	NDSU	MSU	SIU
	Rec.-Yds./TD	Rec.-Yds./TD	Rec.-Yds./TD	Rec.-Yds./TD	Rec.-Yds./TD	Rec.-Yds./TD	Rec.-Yds./TD	Rec.-Yds./TD	Rec.-Yds./TD	Rec.-Yds./TD	Rec.-Yds./TD
Hilton, J.	5-45/1	5-84/0	6-143/2	1-12/0	—	4-77/1	2-13/0	1-7/0	4-103/0	1-5/0	
Jones, A.	2-33/0	3-73/0	1-6/0	5-81/0	5-81/0	1-7/0	2-119/2	3-92/1	1-9/0	DNP	
Spencer, D.	DNP	5-66/1	3-26/0	1-2/0	2-7/0	1-4/0	1-34/1	3-23/0	—	3-52/1	
Lough, B.	2-5/0	1-3/0	1-2/0	—	3-17/1	—	—	—	—	1-17/0	
Mardis, M.	—	—	1-14/0	3-83/0	—	1-11/0	1-32/1	1-9/0	1-4/1	—	
Riston, L.	1-12/0	—	—	1-11/1	2-48/0	2-37/0	—	1-22/0	2-15/0	—	
Egberongbe, E.	1-10/0	1-6/0	1-39/0	DNP	DNP	DNP	DNP	DNP	—	—	
Bell, S.	—	—	1-(-3)/0	—	2-15/0	1-6/0	—	1-22/0	4-41/0	3-16/0	
High, T.	—	—	—	—	—	1-(-3)/0	—	—	—	—	
Wood, J.	—	—	—	—	—	1-(-3)/0	—	—	—	—	

Game-by-Game Returns

Punt Returns

Player	PSU	BUTLER	WKU	YSU	SDSU	UNI	WIU	ILS	NDSU	MSU	SIU
	Att.-Yds.-TD	Att.-Yds.-TD	Att.-Yds.-TD	Att.-Yds.-TD	Att.-Yds.-TD	Att.-Yds.-TD	Att.-Yds.-TD	Att.-Yds.-TD	Att.-Yds.-TD	Att.-Yds.-TD	Att.-Yds.-TD
Riston, L.	—	—	2-6/0	3-11/0	3-2/0	3-26/0	2-6/0	—	2-16/0	1-28/0	

Kickoff Returns

Player	PSU	BUTLER	WKU	YSU	SDSU	UNI	WIU	ILS	NDSU	MSU	SIU
	Att.-Yds.-TD	Att.-Yds.-TD	Att.-Yds.-TD	Att.-Yds.-TD	Att.-Yds.-TD	Att.-Yds.-TD	Att.-Yds.-TD	Att.-Yds.-TD	Att.-Yds.-TD	Att.-Yds.-TD	Att.-Yds.-TD
Riston, L.	4-82/0	3-156/1	1-20/0	5-131/0	3-56/0	4-72/0	3-62/0	3-52/0	2-47/0	—	
Cheeseborough	2-55/0	—	1-14/0	DNP	—	—	—	—	—	—	
Spencer, D.	—	—	—	—	—	—	—	—	1-16/0	—	
Wozniak, A.	—	—	—	—	—	—	1-11/0	—	—	—	
Bettag, A.	—	1-6/0	—	—	—	—	—	—	—	—	
King, L.	—	—	—	—	1-6/0	—	—	—	—	—	
Harris, L.	—	—	—	—	—	—	—	1-2/0	—	—	
Sewall, A.	—	—	—	—	—	—	—	—	—	1-0/0	

2011 Game-By-Game Statistics

Offense

Opponent	WR	LT	LG	C	RG	RT	TB	TE/WR	QB	FB/WR	WR
at Penn State	J. Hilton	P. Patrick	B. Geffert	F. Lutz	M. Smith	C. Paswater	G. Cheeseborough	A. Jones	R. Fouch	E. Egberonbe	D. Lawshe
Butler	J. Hilton	J. Wood	B. Geffert	F. Lutz	A. Masters	C. Paswater	S. Bell	A. Jones	R. Fouch	B. Lough	L. Riston
at Western Kentucky	J. Hilton	J. Wood	B. Geffert	F. Lutz	A. Masters	C. Paswater	S. Bell	A. Jones	R. Fouch	B. Lough	D. Spencer
Youngstown State	J. Hilton	J. Wood	B. Geffert	F. Lutz	A. Masters	C. Paswater	S. Bell	A. Jones	R. Fouch	B. Lough	D. Spencer
at South Dakota State	J. Hilton	J. Wood	B. Geffert	F. Lutz	A. Masters	C. Paswater	L. Harris	A. Jones	R. Fouch	B. Lough	D. Spencer
at UNI	J. Hilton	J. Wood	B. Geffert	F. Lutz	A. Masters	C. Paswater	S. Bell	A. Jones	R. Fouch	B. Lough	D. Spencer
Western Illinois	J. Hilton	J. Wood	B. Geffert	F. Lutz	A. Masters	C. Paswater	S. Bell	A. Jones	R. Fouch	B. Lough	D. Spencer
at Illinois State	D. Lawshe	P. Patrick	M. Smith	F. Lutz	A. Masters	C. Paswater	L. Harris	A. Jones	R. Fouch	M. Mardis	D. Spencer
North Dakota State	J. Hilton	J. Wood	B. Geffert	F. Lutz	A. Masters	C. Paswater	S. Bell	A. Jones	R. Fouch	B. Lough	D. Spencer
at Missouri State	L. Riston	J. Wood	B. Geffert	F. Lutz	A. Masters	C. Paswater	S. Bell	M. Mardis	R. Fouch	B. Lough	D. Spencer

Defense

Opponent	DE	DT	DT	DE	SLB	MLB	WLB	CB	CB	S	S
at Penn State	B. Obaseki	R. Hardy	L. Young	Z. Bashir	R. Roberts	A. Archie	J. Washington	C. Burnett	L. Carter	A. Sewall	L. King
Butler	B. Obaseki	R. Hardy	G. McElroy	J. Scott	R. Roberts	A. Archie	J. Washington	C. Burnett	L. Carter	A. Sewall	L. King
at Western Kentucky	B. Obaseki	R. Hardy	G. McElroy	J. Scott	R. Roberts	A. Archie	J. Washington	C. Burnett	L. Carter	A. Sewall	L. King
Youngstown State	B. Obaseki	R. Hardy	G. McElroy	J. Scott	R. Roberts	A. Archie	J. Washington	C. Burnett	L. Carter	A. Sewall	L. King
at South Dakota State	B. Obaseki	R. Hardy	G. McElroy	J. Scott	R. Roberts	A. Archie	J. Washington	C. Burnett	J. Towalid	A. Sewall	L. King
at UNI	B. Obaseki	R. Hardy	L. Young	J. Scott	S. Davis	A. Archie	J. Washington	C. Burnett	J. Towalid	A. Sewall	L. King
Western Illinois	B. Obaseki	R. Hardy	L. Young	J. Scott	R. Roberts	A. Archie	J. Washington	C. Burnett	J. Towalid	A. Sewall	L. King
at Illinois State	B. Obaseki	R. Hardy	L. Young	J. Scott	R. Roberts	A. Archie	J. Washington	C. Burnett	L. Carter	A. Sewall	L. King
North Dakota State	B. Obaseki	R. Hardy	L. Young	J. Scott	R. Roberts	A. Archie	J. Washington	J. Towalid	L. Carter	A. Sewall	L. King
at Missouri State	B. Obaseki	R. Hardy	L. Young	Z. Bashir	R. Roberts	A. Archie	J. Washington	C. Burnett	L. Carter	A. Sewall	L. King

Game-by-Game Defensive Tackles

Player	PSU	BUTLER	WKU	YSU	SDSU	UNI	WIU	ILS	NDSU	MSU	SIU
	Solo-Ast	Solo-Ast	Solo-Ast	Solo-Ast	Solo-Ast	Solo-Ast	Solo-Ast	Solo-Ast	Solo-Ast	Solo-Ast	Solo-Ast
Archie, A.	5-4-9	3-10-13	4-4-8	7-11-18	4-5-9	3-4-7	7-11-18	2-4-6	6-7-13	4-4-8	
Washington, J.	2-8-10	5-8-13	1-4-5	5-5-10	2-9-11	4-11-15	5-7-12	3-5-8	2-5-7	8-4-12	
Sewall, A.	4-6-10	1-3-4	5-5-10	7-8-15	5-6-11	7-4-1	8-9-17	5-2-7	7-6-13	1-2-3	
Obaseki, B.	1-4-5	6-2-8	0-3-3	0-3-3	3-2-5	5-3-8	7-15-22	—	0-3-3	6-3-9	
Hardy, R.	1-3-4	1-4-5	1-6-7	0-8-8	1-3-4	4-7-11	1-6-7	3-2-5	2-8-10	2-5-7	
Roberts, R.	6-3-9	1-1-2	2-2-4	6-6-12	1-6-7	DNP	2-7-9	5-2-7	1-5-6	3-2-5	
King, L.	5-4-9	4-1-5	7-3-10	1-4-5	2-1-3	5-4-9	1-2-3	0-3-3	0-9-9	1-4-5	
Burnett, C.	1-3-4	5-4-9	3-3-6	5-3-8	4-3-7	0-2-2	5-1-6	9-2-11	1-0-1	6-1-7	
Carter, L.	3-2-5	2-0-2	5-0-5	3-2-5	DNP	DNP	4-1-5	1-2-3	1-5-6	1-0-1	
Towalid, J.	0-2-2	2-0-2	2-0-2	1-2-3	3-2-5	1-0-1	—	—	3-3-6	—	
Scott, J.	—	—	0-1-1	1-3-4	3-1-4	1-3-4	0-3-3	0-1-1	1-3-4	—	
McElroy, G.	0-3-3	3-2-5	1-3-4	0-3-3	—	—	1-0-1	1-0-1	—	0-1-1	
Layne, D.	0-1-1	—	0-1-1	—	4-2-6	1-2-3	2-2-4	1-0-1	1-1-2	—	
Bashir, Z.	2-1-3	1-1-2	1-0-1	2-1-3	0-2-2	—	1-1-2	—	0-1-1	1-0-1	
Young, L.	0-1-1	DNP	DNP	0-1-1	—	0-1-1	3-1-4	1-1-2	0-3-3	0-1-1	
Davis, S.	—	DNP	—	1-2-3	1-1-2	0-1-1	0-3-3	0-1-1	0-1-1	0-2-2	
Bettag, A.	2-0-2	0-2-2	—	0-1-1	0-3-3	0-1-1	—	1-0-1	0-1-1	0-1-1	
Boyd, T.	0-1-1	1-2-3	0-1-1	1-2-3	0-2-2	DNP	—	0-1-1	—	—	
Lawshe, D.	—	0-2-2	0-1-1	1-3-4	1-0-1	—	—	1-0-1	—	1-0-1	
Jones, A.	—	—	2-1-3	—	1-1-2	0-1-1	1-1-2	—	—	DNP	
Painter, D.	0-1-1	0-3-3	0-2-2	—	DNP	—	0-1-1	—	—	—	
Schwartz, B.	—	1-1-2	0-1-1	1-0-1	0-1-1	—	—	—	—	DNP	
Wozniak, A.	—	—	1-0-1	1-0-1	—	—	1-1-2	—	—	1-0-1	
Walker, P.	1-1-2	0-1-1	—	—	—	—	—	—	—	DNP	
Spencer, D.	DNP	—	—	—	1-0-1	—	0-2-2	—	1-0-1	—	
Mardis, M.	1-1-2	—	1-0-1	—	—	—	—	1-0-1	0-1-1	—	
Johnson, T.	—	—	0-2-2	0-1-1	—	—	—	—	—	—	
Lough, B.	—	—	1-0-1	—	—	—	1-0-1	—	0-1-1	—	
Stafford, T.	0-1-1	—	—	—	—	—	1-0-1	—	—	DNP	
Harris, L.	—	0-1-1	—	0-1-1	—	—	—	—	DNP	DNP	
Harvey, O.	—	1-0-1	0-1-1	—	—	—	—	—	—	—	
Dikos, G.	1-0-1	—	—	—	—	—	0-1-1	—	0-1-1	1-0-1	
Egberongbe, E.	1-0-1	—	—	DNP	DNP	DNP	DNP	DNP	—	—	
Riston, L.	1-0-1	—	—	—	—	—	—	—	—	—	
High, T.	—	—	1-0-1	—	—	—	—	—	—	DNP	
Bell, S.	—	—	—	—	—	1-0-1	—	—	—	—	
Lewis, M.	—	DNP	—	DNP	DNP	DNP	0-1-1	—	—	—	
Frischle, T.	—	—	—	—	—	—	0-1-1	—	—	—	
Paswater, C.	—	—	—	—	—	—	—	—	—	1-0-1	

Indiana State In The NCAA & MVFC Statistical Rankings

Indiana St. (6 - 4 - 0)

Thru: 11/12/2011 - Week 11

2011 SCHEDULE AND RESULTS 6-4 W-1

Missouri Valley FB Conference Record: 4-3

Sat 09/03/2011	@ Penn St.	7 - 41	L
Sat 09/10/2011	BUTLER	48 - 34	W
Sat 09/17/2011	@ Western Ky. *	44 - 16	W
Sat 09/24/2011	YOUNGSTOWN ST.	37 - 35	W
Sat 10/01/2011	@ South Dakota St. *	38 - 28	W
Sat 10/08/2011	@ UNI	9 - 23	L
Sat 10/15/2011	WESTERN ILL.	46 - 24	W
Sat 10/22/2011	@ Illinois St.	14 - 17	L
Sat 11/05/2011	NORTH DAKOTA ST.	16 - 27	L
Sat 11/12/2011	@ Missouri St.	28 - 20	W
Sat 11/19/2011	SOUTHERN ILL.		

HOME GAME IN CAPS * Night Game ^ Neutral Site
OT Overtime Game

TEAM RANKINGS

120 teams ranked in Football Championship Subdivision
9 teams ranked in the Missouri Valley FB Conference

Category	National Rank	Actual	National Leader	Actual	Conf Rank	Missouri Valley FB Conference Leader	Actual
Rushing Offense	27	186.00	Wofford	356.00	2	Youngstown St.	240.40
Passing Offense	85	176.90	Eastern Wash.	365.50	8	South Dakota St.	286.73
Total Offense	55	362.90	Lehigh	483.90	6	Youngstown St.	460.10
Scoring Offense	T-42	28.70	Sam Houston St.	39.80	3	Youngstown St.	36.40
Rushing Defense	76	164.50	Sam Houston St.	56.60	6	Illinois St.	81.30
Pass Efficiency Defense	73	133.58	Jackson St.	90.63	3	UNI	115.13
Total Defense	76	374.60	Texas Southern	230.50	6	Illinois St.	305.20
Scoring Defense	67	26.50	Sam Houston St.	12.50	5	North Dakota St.	14.30
Net Punting	4	38.20	Fordham	41.96	1	Indiana St.	38.20
Punt Returns	96	5.94	Wofford	22.17	7	North Dakota St.	13.14
Kickoff Returns	45	21.30	Stony Brook	28.80	5	North Dakota St.	23.90
Turnover Margin	78	-.40	Bucknell	2.80	7	North Dakota St.	1.40
Pass Defense	64	210.10	Duquesne	138.90	5	South Dakota St.	202.09
Passing Efficiency	34	136.94	Furman	176.14	6	Youngstown St.	155.59
Sacks	52	2.10	Stephen F. Austin	3.90	5	Illinois St.	3.50
Tackles For Loss	70	5.90	Stephen F. Austin	9.50	4	Illinois St.	8.00
Sacks Allowed	68	2.20	Tenn.-Martin	.40	7	Illinois St.	.60

T=tied at this ranking

PLAYER RANKINGS

Player must have played in 75% of team's games
Summary of the top 100 national leaders and top 25 conference leaders
15 categories ranked

Category	Player	National Rank	Actual	National Leader	Actual	Conf Rank	Missouri Valley FB Conference Leader	Actual
Rushing	Shakir Bell	1	153.30	Bell (Indiana St.)	153.30	1	Bell (Indiana St.)	153.30
	Brock Lough		30.90			17		
Passing Efficiency (Min. 15 Att./Game)	Ronnie Fouch	31	138.19	Forcier (Furman)	180.93	6	Hess (Youngstown St.)	156.21
Total Offense	Ronnie Fouch	81	166.90	Mitchell (Eastern Wash.)	357.10	8	Rennie (UNI)	246.67
	Shakir Bell	88	153.30			10		
	Brock Lough		30.90			24		
Receptions Per Game	Justin Hilton		2.90	Rumble (Idaho St.)	10.70	13	Crump (Western Ill.)	5.70
	Donald Spencer		2.89			14		
	Alex Jones		2.30			T-21		
Receiving Yards Per Game	Alex Jones		50.10	Mellette (Elon)	140.30	9	Crump (Western Ill.)	88.20
	Justin Hilton		48.90			11		
	Donald Spencer		32.33			20		
Interceptions	Johnny Towalid		.22	Robertson (Bucknell)	1.20	T-11	Williams (North Dakota St.)	.50
	Calvin Burnett		.20			T-13		
	Dillon Painter		.12			T-19		
	Larry Carter		.12			T-19		
Punting (Min. 3.6 Punts/Game)	Hileman	27	40.58	Harrington (Idaho St.)	48.75	3	Schlautman (South Dakota St.)	42.16
Punt Returns (Min. 1.2 Ret./Game)	Leonard Riston	60	5.94	Estelle (Tenn.-Martin)	17.69	5	Smith (North Dakota St.)	12.58
Kickoff Returns (Min. 1.2 Ret./Game)	Leonard Riston	42	24.21	Fogg (Liberty)	34.94	4	Strother (Southern Ill.)	27.80
Field Goals	Wozniak		.12	Brown (Portland St.)	2.00	8	Sievertsen (UNI)	1.40
Scoring	Shakir Bell	T-31	7.80	West (Towson)	16.67	4	Hampton (Southern Ill.)	9.00
	Brock Lough		3.00			T-24		
All-Purpose Runners	Shakir Bell	8	163.00	Grimes (William & Mary)	222.30	1	Bell (Indiana St.)	163.00
	Leonard Riston		91.80			T-11		
Sacks	Ben Obaseki	T-27	.75	Hamilton (Prairie View)	1.55	T-2	Palmer (Illinois St.)	.90
	Aaron Archie		.30			T-16		
	Rod Hardy		.25			T-25		
Tackles	Aaron Archie	14	10.90	Evans (New Hampshire)	14.20	2	Fort (UNI)	12.90
	Jacolby Washington	T-21	10.30			3		
	Alex Sewall	T-27	10.10			4		
	Rod Hardy		6.60			T-18		
	Ben Obaseki		6.60			T-18		
	Ryan Roberts		6.10			T-22		
	Larry King		6.10			T-22		

Week 1 Recap -- at Penn State (Sept. 3, 2011)

Game 1

Penn State 41, Indiana State 7

September 3, 2010
Beaver Stadium
University Park, Pa.
96,461



UNIVERSITY PARK, Pa.

-- Indiana State opened the 2011 season at Big Ten Conference foe Penn State, who entered the game as the nation's No. 25 ranked team and the Nittany Lions earned a 41-7 victory in front of 96,461 fans at Beaver Stadium.

It was the season opener for both teams as Penn State improved to 1-0 while ISU fell to 0-1. The 96,461 fans are the largest amount of fans to ever witness a Sycamore football game.

Indiana State's most successful drive was their final one of the contest as an 11-play, 62-yard drive that used 5:56 of the clock ended at the 2:16 mark of the fourth quarter with a 20-yard scoring pass from Ronnie Fouch to Justin Hilton over the middle of the field.

Penn State got on the scoreboard just 13 seconds into the contest as Chaz Powell returned the opening kickoff 95 yards for a touchdown and the 7-0 lead. Penn State added a Silas Redd nine-yard touchdown run with 8:20 left in the opening stanza to cap an 11-play, 77-yard drive that chewed up 4:59 off the clock.


In the second quarter, a one-yard touchdown run by Michael Zordich capped an 11-play, 75-yard drive with 8:55 on the clock to make it a 21-0 Penn State lead. The Nittany Lions added another Redd touchdown run -- this one four yards -- with 4:41 left in the first half to make it 28-0.

Indiana State's best drive of the first half began as a result of a Ryan Roberts quarterback sack on fourth down which gave the Sycamores the ball at their own 42-yard line. Ronnie Fouch found Alex Jones open for a 29-yard pass which sent the ball down to the Penn State 29-yard line. ISU continued to move the ball down to the 25-yard line before Cory Little missed a 43-yard field goal with 14:15 left in the second quarter.

Penn State added a touchdown with a one-yard run by Joe Suhey with 8:29 left in the third quarter to stretch the lead out to 34-0. Penn State's lead grew to 41-0 with 8:17 left in the fourth quarter on a three-yard touchdown run by Shane McGregor.

Fouch led Indiana State offensively with 105 yards passing on 11-of-23 attempts for 105 yards. Hilton caught five of those passes for 45 yards and the TD pass from Fouch. Shakir Bell churned out 43 yards on the on 13 rushing attempts.

Two Sycamore defenders reached double digit tackles as senior Alex Sewall and junior Jacolby Washington each posted 10 stops. Aaron Archie, Larry Carter and Larry King each had a quarterback sack.



Indiana State	0	0	0	7	7
Penn State	14	14	6	7	41

Scoring Summary

1st	14:47	PSU	Chaz Powell 95-yd run (Lewis kick)	0-7
1st	8:20	PSU	Silas Redd 9-yd run (Lewis kick) (11-77-4:59)	0-14
2nd	8:55	PSU	M. Zordich 1-yd run (Lewis kick) (11-75-5:20)	0-21
2nd	4:41	PSU	Silas Redd 4-yd run (Lewis kick) (6-77-2:50)	0-28
3rd	8:29	PSU	Joe Suhey 1-yd run (Lewis kick failed) (5-21-2:14)	0-34
4th	8:17	PSU	Shane McGregor 3-yd run (Ficken kick) (4-12-2:08)	0-41
4th	2:16	ISU	Hilton 20-yd pass from Fouch (Little kick) (11-62-5:56)	7-41

Team Statistics

	ISU	PSU
First Downs	8	21
Rushing	2	16
Passing	5	5
Penalty	1	0
Net Yards Rushing	65	245
Rushing Attempts	30	48
Net Yards Passing	105	114
Cmp.-Att.-Int.	11-23-2	12-20-0
Total Offense Yards	170	359
Total Offense Plays	53	68
Fumbles: No.-Lost	1-1	0-0
Penalties: No.-Yards	4-30	7-45
Punts-Yards	8-326	3-114
Avg. Yards Per Punt	40.8	38.0
Punt Returns: No.-Yards	0-0	6-31
Kickoff Returns: No.-Yards	6-137	2-111
Interceptions: No.-Yards	0-0	2-79
Possession Time	27:51	32:09
Third Down Conversions	3-15	2-10
Fourth Down Conversions	0-0	2-3
Red Zone Scores-Chances	1-1	5-6
Sacks By: No.-Yards	3-23	2-10
PAT Kicks	1-1	5-6
Field Goals	0-1	0-2

Individual Statistics

RUSHING: ISU: Shakir Bell 13-43; Ronnie Fouch 6-11; George Cheeseborough 8-8; Luke Harris 2-4; Brock Lough 1(-1). **PSU:** Silas Redd 12-104, 2 TD; Curtis Dukes 6-47; B. Beachum 7-41; Joe Suhey 6-29, 1 TD; Michael Zordich 5-15, 1 TD; Derek Day 3-9; Derek Moye 2-8; Shane McGregor 1-3, 1 TD; J.R. Refice 1-1; Rob Bolden 4(-4); Matt McGlion 1(-8).

PASSING: ISU: Ronnie Fouch 11-23-2, 105, 1 TD. **PSU:** Rob Bolden 6-12-0, 37; Matt McGlion 6-8-0, 77.

RECEIVING: ISU: Justin Hilton 5-45, 1 TD; Alex Jones 2-33; Brock Lough 2-5; Leonard Riston 1-12; Ednut Egberongbe 1-10. **PSU:** Derek Moye 4-57; Joe Suhey 2-16; Justin Brown 1-12; Shawney Kersey 1-9; B. Beachum 1-8; Ryan Scherer 1-7; A. Szczerba 1-4; Curtis Dukes 1-1.

Week 2 Recap -- Butler (Sept. 10, 2011)

Game 2

Indiana State 48, Butler 34

September 10, 2010

Memorial Stadium

Terre Haute, Ind.

7,128



TERRE HAUTE, Ind. -- Indiana State rushed for five touchdowns and held Butler without a first down for the better part of the second half as the Sycamores won their home opener for the second consecutive season with a 48-34 victory at Memorial Stadium over the Bulldogs in front of 7,128 fans.

Brock Lough, a senior fullback, led the Sycamore ground game with 131 yards rushing on 17 attempts. Lough scored on rushes on three yards twice and a career-long 45-yard score. Lough's three rushing touchdowns were a career high.

Also finding the end zone twice on the ground for the Sycamores was Ben Obaseki, the Sycamores' starting defensive end, who scored on a pair of two-yard touchdown rushes.

Senior quarterback Ronnie Fouch was 15-of-18 passing for 232 yards and a touchdown. Fouch found Donald Spencer on a 26-yard scoring pass in the game's third quarter. Fouch completed his first 10 pass attempts, falling one short of Jeff Miller's school-record 11 set in 1985.

Senior Justin Hilton led the team with five catches for 84 yards while Spencer finished with five catches for 66 yards.

Indiana State did not punt in the contest, which marked the first time a Sycamore team did not have to field a punter since a 1992 contest against Lock Haven.

Leonard Riston was the star on special teams as he had a 92-yard kickoff return for a touchdown in the second quarter. Riston's kickoff return for a touchdown was the first by a Sycamore since the 2005 season.

Defensively, Jacolby Washington and Aaron Archie each recorded 13 tackles. Washington and Calvin Burnett netted tackles for loss while Obaseki added a quarterback sack to go with his eight total tackles. Burnett finished the game with nine total tackles.

Obaseki's two-yard run on the Sycamores' opening drive gave ISU a quick 7-0 lead with 12:30 left in the first quarter. Jeff Larsen caught a 19-yard pass from Brandon Grubbe with 7:04 remaining in the opening stanza to knot the contest at 7-7.

Butler's David Lang gave the Bulldogs's a brief 10-7 advantage with a 30-yard field goal at the 14:29 mark of the second quarter before Riston's kickoff return of 92 yards pushed ISU ahead 14-10 just 14 seconds later. The Bulldogs surged ahead 17-14 with 7:26 remaining in the opening half on a 4-yard pass to Jordan Koopman from Andrew Huck.

Lough scored from three yards out with 1:26 left in the first half to help ISU regain the lead at 21-17 and Lang hit another 30-yard field goal with four seconds remaining in the second quarter as the two teams went into the locker room with ISU clinging to a 21-20 advantage.

Lough rushed the ball into the end zone from 45 yards out with 12:17 left in third quarter to push ISU ahead 28-20 and Spencer scored on a 26-yard pass from Fouch with 9:37 remaining in the third quarter to give the Sycamores a 35-20 lead.

Obaseki scored from two yards out with 1:39 left in the third quarter and Lough pounded in another three-yard run to give ISU its largest lead at 48-20 with 12:47 to go in the game.

Butler would add a 15-yard touchdown pass from Huck to Matt Jenson with 8:56 left in the fourth quarter and Koopman hauled in a nine-yard TD from Huck at the 1:04 mark of the final stanza as ISU won 48-34.



Butler	7	13	0	14	34
Indiana State	7	14	20	7	48

Scoring Summary

1st 12:30	ISU	Obaseki 2-yd run (Little kick) (6-67-2:30)	0-7
1st 7:04	Butler	Larsen 19-yd pass from Grubbe (Lang kick) (10-78-5:19)	7-7
2nd 14:29	Butler	Lang 30-yd field goal (13-48-4:55)	10-7
2nd 14:15	ISU	Riston 92-yd kickoff return (Little kick)	10-14
2nd 7:26	Butler	Koopman 4-yd pass from Huck (Lang kick) (12-80-6:49)	17-14
2nd 1:26	ISU	Lough 3-yd run (Little kick) (12-79-6:00)	17-21
2nd 0:04	Butler	Lang 30-yd field goal (9-57-1:14)	20-21
3rd 12:17	ISU	Lough 45-yd run (Little kick) (3-64-1:14)	20-28
3rd 9:37	ISU	Spencer 26-yd pass from Fouch (Little kick) (2046-0:36)	20-35
3rd 1:39	ISU	Obaseki 2-yd run (kick failed) (11-84-5:39)	20-41
4th 12:47	ISU	Lough 3-yd run (Little kick) (8-71-3:25)	20-48
4th 8:56	Butler	Jenson 15-yd pass from Huck (Lang kick) (8-77-3:41)	27-48
4th 1:04	Butler	Koopman 8-yd pass from Huck (Lang kick) (8-73-2:36)	34-48

Team Statistics

	Butler	ISU
First Downs	27	24
Rushing	10	12
Passing	15	9
Penalty	2	3
Net Yards Rushing	121	224
Rushing Attempts	31	40
Net Yards Passing	308	232
Cmp.-Att.-Int.	31-42-1	15-18-0
Total Offense Yards	429	456
Total Offense Plays	73	58
Fumbles: No.-Lost	0-0	3-2
Penalties: No.-Yards	6-70	6-67
Punts-Yards	4-176	0-0
Avg. Yards Per Punt	44.0	0.0
Punt Returns: No.-Yards	0-0	0-0
Kickoff Returns: No.-Yards	6-124	4-162
Interceptions: No.-Yards	0-0	1-2
Possession Time	31:40	28:20
Third Down Conversions	3-9	6-7
Fourth Down Conversions	0-0	0-0
Red Zone Scores-Chances	6-6	4-4
Sacks By: No.-Yards	0-0	1-7
PAT Kicks	4-4	6-7
Field Goals	2-2	0-0

Individual Statistics

RUSHING: Butler: Trae Hester 16-74, Andrew Huck 11-30, Don Stewart 4-17. **ISU:** Brock Lough 17-131, 3 TD; Shakir Bell 8-48, Luke Harris 8-34, George Cheeseborough 3-10, Ben Obaski 2-4, 2 TD, Team 2-(-3).

PASSING: Butler: Andrew Huck 30-41-1, 289, 3 TD; Brandon Grubbe 1-1-0, 19, 1 TD. **ISU:** Ronnie Fouch 15-18-0, 232, 1 TD.

RECEIVING: Butler: Jeff Larsen 10-82, 1 TD, Zach Watkins 9-136, Jordan Koopman 4-31, 2 TD, Tae Heeter 4-17, Matt Jenson 2-24, 1 TD, Brandon Grubbe 1-12, Stuart Harvey 1-6. **ISU:** Justin Hilton 5-84, Donald Spencer 5-66, 1 TD, Alex Jones 3-73, Ednut Egberongbe 1-6, Brock Lough 1-3.

Week 3 Recap -- at Western Kentucky (Sept. 17, 2011)

Game 3

Indiana State 44, Western Kentucky 16

September 17, 2011

L.T. Smith Stadium

Bowling Green, Ky.

15,793



BOWLING GREEN, Ky. -- Indiana State has defeated a member of the NCAA FBS Subdivision for the first time since 2001 in downing former Missouri Valley Football Conference rival and current member of the Sun Belt Conference, Western Kentucky by the score of 44-16 in front of 15,793 fans at Houchens Industries-L.T. Smith Stadium.

More importantly, Indiana State earned its first victory over an FBS program since a 2001 victory over Eastern Michigan -- also on the road. ISU's 2-1 start to the season is its best since a 4-1 burst out of the gate in 2004. The win, coupled with Indiana State's victory last week over Butler, gives the Sycamores its first consecutive non-conference victories over NCAA Division I foes since 2004. The win was also Indiana State's first road non-conference victory since a 2004 win at Eastern Illinois.

The Sycamores' 44 points against Western Kentucky ties the school record for most points scored against an FBS school with a 44-point outburst in 1984 against Louisville.

Indiana State opened up the scoring with a 14-yard touchdown pass from Ronnie Fouch to Justin Hilton as he tip-toed just inside the end line for a quick 7-0 advantage with 8:32 left in the first half. The drive covered just two plays and 74 yards as the touchdown was set up by a 70-yard bomb from Fouch to Hilton and was followed by a pair of Indiana State false start penalties and then the scoring pass.

Neither team scored again until Jesse Roy connected on a 40-yard field goal with 6:45 left in the second quarter to make it 7-3 in favor of the Trees. ISU answered right back with a quick, three-play, 60-yard drive in just 1:09 which was capped with a 46-yard rushing touchdown by sophomore Shakir Bell to push the Sycamores ahead 14-3 with 5:36 remaining in the half.

WKU threatened to add a score in the waning seconds of the first half, but senior Larry Carter stepped up with an interception and returned it 65-yards which set up Cory Little's career-long 43-yard field goal as time expired as ISU took a 17-3 lead into the locker room.

The second half began the way that the first half ended with Larry Carter garnering a turnover, this time recovering a WKU fumble and the Sycamores scored six plays later on Fouch's second TD pass of the game to Hilton -- this one a 27-yarder throught the air with 9:45 left in the third quarter for a 24-3 advantage.

ISU stretched their lead out to 27-3 with a 42-yard field by Cory Little with 5:02 left in the third quarter and added a six-yard pass from Fouch to Alex Jones with 3:38 on the clock to make it 34-3.


Western Kentucky's Kawaun Jakes hit Kadeem Jones for a 21-yard touchdown with 2:52 left in the third quarter but the extra point was missed as ISU kept its lead at 34-9. WKU kept the pressure on the Sycamores with a 26-yard touchdown pass from Jakes to Marcus Vasquez with 12 seconds left in third quarter as ISU continued to hold the advantage of 37-16 heading into the final stanza.

In the 4th quarter Bell moved the ball down the field before finally scoring on a 13 yard rush to put the Sycamores ahead 44-16 with just under eight minutes to play. The Sycamores then stopped the Hilltoppers from closing the gap any further when with 45 seconds remaining in the game the Sycamores forced a fumble before getting in the victory formation to end the game by a final score of 44-16.

The win marks the first BCS school the Sycamores have beat since 2001 when they beat Eastern Michigan.

Bell led the way for the Sycamores with 221 yards rushing on 25 carries for the Sycamores with two touchdowns. His 221 yards rushing are a career-high, the most in a game by a Sycamore since 2008 and the fifth-best single-game rushing total in school history. Fouch finished the game going 14-24 with three touchdowns and one interception. Hilton also had 143 receiving yards and two touchdowns for ISU.

As a team the Sycamores racked up 436 total yards of offense and scored on all four of their chances in the red zone.



Indiana State	7	10	20	7	44
Western Ky.	0	3	13	0	16

Scoring Summary

1st	8:32	ISU	Hilton 14-yard pass from Fouch (Little kick) (2-74-1:16)	7-0
2nd	6:45	WKU	Jesse Roy 40-yard field goal (7-20-2:57)	7-3
2nd	5:36	ISU	Shakir Bell 46-yard run (Little kick) (3-60-1:09)	14-3
2nd	0:00	ISU	Cory Little 43-yard field goal (1-0-0:02)	17-3
3rd	9:45	ISU	Hilton 27-yard pass from Fouch (Little kick) (6-53-3:28)	24-3
3rd	5:02	ISU	Cory Little 42-yard field goal (7-46-2:52)	27-3
3rd	3:38	ISU	Jones 6-yard pass from Fouch (Little kick) (2-12-0:42)	34-3
3rd	2:52	WKU	Jones 21-yard pass from Jakes (kick failed) (2-40-0:37)	34-9
3rd	1:05	ISU	Cory Little 35-yard field goal (6-63-1:47)	37-9
3rd	0:12	WKU	Vasquez 26-yard pass from Jakes (Roy kick) (3-60-0:53)	37-16
4th	7:58	ISU	Bell 13-yard run (Little kick) (9-80-5:21)	44-16

Team Statistics

	ISU	WKU
First Downs	16	17
Rushing	7	6
Passing	8	10
Penalty	1	1
Net Yards Rushing	209	128
Rushing Attempts	33	36
Net Yards Passing	227	241
Cmp.-Att.-Int.	14-24-1	23-31-1
Total Offense Yards	436	369
Total Offense Plays	57	67
Fumbles: No.-Lost	1-0	4-3
Penalties: No.-Yards	11-97	3-36
Punts-Yards	5-197	4-159
Avg. Yards Per Punt	37.6	33.2
Punt Returns: No.-Yards	2-6	2-9
Kickoff Returns: No.-Yards	2-34	7-156
Interceptions: No.-Yards	1-65	1-24
Possession Time	28:54	31:06
Third Down Conversions	4-11	3-13
Fourth Down Conversions	0-0	0-4
Red Zone Scores-Chances	4-4	0-1
Sacks By: No.-Yards	1-11	1-7
PAT Kicks	5-5	1-2
Field Goals	3-3	1-1

Individual Statistics

RUSHING: ISU: Shakir Bell 25-221, 2 TD, Team 1-(-1), Brock Lough 5-(-1), Ronnie Fouch 2-(-10).

WKU: Bobby Rainey 23-105, A. Andrews 5-12, B. Doughty 1-8, Kawaun Jakes 6-2, Kadeem Jones 1-1.

PASSING: ISU: Ronnie Fouch 14-24-1, 227, 3 TD. **WKU:** Kawaun Jakes 22-30-1, 237, 2 TD, B. Doughty 1-1-0, 4.

RECEIVING: ISU: Justin Hilton 6-143, 2 TD, Donald Spencer 3-26, Ednut Egberongbe 1-39, Michael Mardis 1-14, Alex Jones 1-6, 1 TD, Brock Lough 1-2, Shakir Bell 1-(-3). **WKU:** Bobby Rainey 7-29, Marcus Vasquez 5-68, 1 TD, Jack Doyle 5-68, Boe Brand 3-28, Kadeem Jones 1-21, 1 TD, Rico Brown 1-16, Andrew Jackson 1-11.

Week 4 Recap -- Youngstown State (Sept. 24, 2011)

Game 4

Indiana State 37, Youngstown State 35

September 24, 2011
 Memorial Stadium
 Terre Haute, Ind.
 6,523



TERRE HAUTE, Ind. -- For the second consecutive week, sophomore running back Shakir Bell went over the 200-yard rushing mark, this time setting a school record rushing mark, as he led Indiana State to a 37-35 victory over Youngstown State in front of 6,523 fans at Memorial Stadium.

Bell amassed 256 rushing yards on the day which is a new ISU single-game record, breaking the old standard of 253 of Derrick Franklin's set in 1990 against Murray State. Bell had 221 rushing yards in the previous game against Western Kentucky makes him just the second-ever Sycamore player to run for over 200 yards on the ground in consecutive contests. Franklin was the other against Western Kentucky and Southern Illinois in 1991.

The Sycamores' victory over No. 24 Youngstown State is the first for an Indiana State team over an FCS nationally-ranked team since 1999. ISU also earned its first-ever victory over the Penguins at Memorial Stadium in 12 meetings. Additionally, ISU has now won back-to-back meetings with Youngstown State for the first time in the 22-game series history. Indiana State's 37 points scored against YSU are the most ever scored in a game against the Penguins.

Bell opened the scoring on the game's first play from scrimmage as he raced to a 62-yard touchdown with just 18 seconds off the clock for a quick 7-0 advantage. ISU scored again after a defensive stop on a 39-yard scoring run by Bell with 11:11 left in the first quarter to make it 14-0.

The two teams traded defensive stops, before ISU made it a 21-0 lead on an 11-yard touchdown pass from Ronnie Fouch to Leonard Riston with 4:38 remaining on the clock in the opening stanza. YSU got on the board to make it 21-7 as time expired on the first quarter with a 15-yard run by YSU's Thompson.

Bell broke off a 61-yard touchdown rush with 14:42 left in the second quarter to expand the Sycamore lead to 27-7. The Penguins responded with a four-yard touchdown pass from Kurt Hess to Jelani Berassa which made it 27-14 with 7:02 left in the second period.

Bell continued his race to the record book with a 51-yard touchdown rush at the 4:03 mark of the second stanza to give ISU a 34-14 lead. YSU scored once more on a three-yard Jamaine Cook scoring rush with 53 seconds on the clock to make it 34-21 going into the half.

Neither team scored against until the 13:10 mark of the fourth quarter on a one-yard rush by Cook with 13:10 left in the final quarter as the Penguins inched within one score at 34-28.

Cory Little, the reigning MVFC Special Teams Player Of The Week added a 22-yard field goal with 10:20 remaining the contest to stretch the lead out to 37-28. YSU scored with 1:21 left in the game on a four-yard pass from Hess to Berassa to make it 37-35.

Youngstown State attempted an onside kick but it went out of bounds to give the Sycamores the ball back at the Penguin's 38-yard line. Bell rushed twice to give the Sycamores the game-clinching first down and broke Franklin's record with just under one minute remaining.

Aaron Archie, a junior linebacker, set a new career-best with 18 total tackles. Archie added two quarterback sacks and had 2.5 tackles for loss in the game. Calvin Burnett and Alex Jones forced fumbles and Jones recovered another in his own end zone to thwart another near score by the Penguins in the game's second quarter.

Zakee Bashir added a quarterback sack in the victory. Johnny Towalid had an interception in the contest as well. A total of four Sycamores went into double figures in tackles as Archie was joined by Alex Sewall's 15, Ryan Robert's 12 and Jacobly Washington's 10.

Ronnie Fouch was 11-of-17 passing for 189 yards and the touchdown to Riston. He connected on a game-high 67 yarder to Michael Mardis in the fourth quarter. Mardis led ISU with 83 receiving yards in the game. Jones had five catches for 81 yards in the contest. Brock Lough had 25 rushing yards in the game as well.

Bell gained his 256 rushing yards on 21 attempts, averaging 12.2 yards per carry. All four of his rushing touchdowns came in the game's first half, a new record for an Indiana State player in one half.



Youngstown St.	7	14	0	14	35
Indiana State	21	13	0	3	37

Scoring Summary

1st	14:42	Shakir Bell 62-yard run (Little kick) (1-62-0:18)	7-0
1st	11:11	Shakir Bell 39-yard run (Little kick) (5-58-1:46)	14-0
1st	4:38	Riston 11-yard pass from Fouch (Little kick) (5-65-2:16)	21-0
1st	0:00	Thompson, J. 15-yard run (Brown kick) (11-91-4:33)	21-7
2nd	14:42	Shakir Bell 61-yard run (kick failed) (1-61-0:18)	27-7
2nd	7:02	Berassa 4-yd pass from Hess (Brown kick) (9-52-3:09)	27-14
2nd	4:03	Shakir Bell 51-yard run (Little kick) (5-80-2:59)	34-14
2nd	0:53	Jamaine Cook 3-yard run (Brown kick) (8-73-3:06)	34-21
4th	13:10	Jamaine Cook 1-yard run (Brown kick) (16-86-7:04)	34-28
4th	10:20	Cory Little 22-yard field goal (5-75-2:44)	37-28
4th	1:21	Berassa 4-yard pass from Hess (Brown kick) (12-70-3:38)	37-35

Team Statistics

	YSU	ISU
First Downs	30	14
Rushing	14	6
Passing	16	7
Penalty	0	1
Net Yards Rushing	246	278
Rushing Attempts	51	30
Net Yards Passing	224	189
Cmp.-Att.-Int.	25-41-1	11-7-0
Total Offense Yards	470	467
Total Offense Plays	92	47
Fumbles: No.-Lost	2-1	1-1
Penalties: No.-Yards	5-49	4-21
Punts-Yards	6-239	6-223
Avg.. Yards Per Punt	39.8	37.2
Punt Returns: No.-Yards	2-17	3-11
Kickoff Returns: No.-Yards	7-115	5-131
Interceptions: No.-Yards	0-0	1-0
Possession Time	37:32	22:28
Third Down Conversions	8-18	2-9
Fourth Down Conversions	3-3	0-0
Red Zone Scores-Chances	5-5	2-2
Sacks By: No.-Yards	1-6	3-14
PAT Kicks	5-5	4-5
Field Goals	0-0	1-1

Individual Statistics

RUSHING: YSU: Jamaine Cook 33-177, 2 TD; J. Thompson 8-43, 1 TD; Kurt Hess 8-21; Adaris Bellamy 2-5. **ISU:** Shakir Bell 21-256, 4 TD; Brock Lough 5-25; Ronnie Fouch 2-0; Team 2-(-3).

PASSING: YSU: Kurt Hess 25-41-1, 224, 2 TD. **ISU:** Ronnie Fouch 11-17-0, 189, 1 TD.

RECEIVING: YSU: C. Bryan 6-72; Jalani Berassa 6-44, 2 TD; C. Sharbaugh 3-36; Andre Barboza 3-23; Jamaine Cook 2-20; Kevin Watts 2-19; J. Thompson 2-7; Andre Stubbs 1-3. **ISU:** Alex Jones 5-81; Michael Mardis 3-83; Justin Hilton 1-12; Leonard Riston 1-11, 1 TD; Donald Spencer 1-2.

Week 5 Recap -- at South Dakota State (Oct. 1, 2011)

Game 5

No. 23 Indiana State vs. South Dakota State



October 1, 2011
Coughlin-Alumni Stadium
Brookings, S.D.
12,313



BROOKINGS, S.D. -- The No. 23 Indiana State Sycamores put their first national ranking since 1996 on the line in front of 12,331 fans at Coughlin-Alumni Stadium and came away with a 38-28 victory over South Dakota State to win the 2011 Beef Bowl.

Indiana State led the Jackrabbits by the score of 10-9 at the half and used a 30-yard pass from Fouch to Alex Jones as well as a 38-yard rush from Shakir Bell to set up Brock Lough for a two-yard touchdown run with 12:03 remaining to stretch the ISU lead out to 17-9 early in the third quarter.

South Dakota State and Indiana State traded three-and-out defensive stops before the Jacks embarked on a scoring drive which ended with a four-yard touchdown pass from

Austin Sumner to Vince Benedetto with 7:44 left in the third quarter to make it 17-15. Sumner's pass on the two-point conversion failed as the ISU clinged to a narrow two-point lead.

Bell continued his third quarter showcase with a 30-yard touchdown run on a drive that was saved earlier on a long pass from Fouch to Jones as give ISU a 24-15 lead with 3:00 minutes remaining in the third quarter.

Johnny Towalid returned the first Sycamore interception for a touchdown since 2006 when he took back an Austin Sumner pass 78-yards for the score with 52 seconds left in the third quarter to give Indiana State some more cushion at 31-15.

Bell led the Sycamores to their 21st unanswered point after SDSU cut the ISU advantage down to just two points when he scampered in from four-yards out with 11:09 remaining on the clock to give the Sycamores a 38-15 lead. Bell's touchdown run of four yards put him at 199 yards for the contest.

The Sycamores and Jackrabbits traded field goals in the opening stanza as Cory Little connected on his fifth consecutive field goal this season to give ISU a 3-0 lead with 8:36 remaining in the opening period. ISU's scoring opportunity was set up by a muffed punt return attempt by the Jacks which gave the Sycamores the ball at the SDSU six-yard line. ISU's scoring drive netted minus seven yards.

South Dakota State found the end zone for the second time in the second half with 8:04 remaining in the fourth quarter with a one-yard touchdown run by Tyrel Kool to cut into the Sycamore lead -- 38-21.

The Jacks then moved the ball down inside the ISU five-yard line but had to settle for a 19-yard field goal by Kyle Harris to knot the score at 3-3 with 2:02 remaining in the first quarter.

ISU then was set up with great field position once again after the SDSU kicker nearly missed the ensuing kickoff attempt and Larry King pounced on the ball at the Jacks 24-yard line. The Sycamores took over at the 19 following a penalty and moved the ball inside the SDSU 10-yard line. Little saw his streak of field goal success end with a 30-yard attempt that sailed wide right to keep the score knotted at 3.

SDSU took a 6-3 lead with a 26-yard field goal by Justin Syrovatka with 8:17 on the clock. On ISU's next possession, Donald Spencer fumbled the ball after a completion, and SDSU recovered and returned it to the ISU three. The Sycamore defense held to force another Syrovatka field goal with 6:06 left in the opening half for 9-3 SDSU advantage.

ISU was able to drive the ball 11 plays and 68 yards over the next five minutes of the contest and took a 10-9 lead in the game with a six-yard touchdown pass from Ronnie Fouch to Brock Lough as the clock ticked under one minute to go. After the ensuing kickoff, the Sycamores held the Jacks for two offensive plays as the first half ended.

Bell finished the game a yard shy of his third consecutive 200 yard game as he had 199 yards off 22 carries. Bell was also named the Outstanding Player of the 45th annual Beef Bowl.

Fouch finished the game 14-21 for 168 yards with a touchdown and an interception. Alex Jones led the Sycamore receivers with five catches for 81 yards.



Indiana State	3	7	21	7	38
South Dakota St.	3	6	6	13	28

Scoring Summary

1st 8:36	Cory Little 32-yard field goal (4-(-7) 1:09)	3-0
1st 2:02	Kyle Harris 19-yard field goal (12-65-6:28)	3-3
2nd 8:17	Justin Syrovatka 26-yard field goal (12-51-5:27)	3-6
2nd 6:06	Justin Syrovatka 19-yard field goal (4-1-1:26)	3-9
2nd 0:57	Brock Lough 6-yard pass from Fouch (Little kick) (11-68-5:00)	10-9
3rd 12:03	Brock Lough 2-yard run (Little kick) (6-80-2:57)	17-9
3rd 7:44	Bince Benedetto 4-yard pass from Sumner (pass failed) (3-35-1:09)	17-15
3rd 3:00	Shakir Bell 30-yard run (Little kick) (8-72-4:36)	24-15
3rd 0:52	Johnny Towalid 78-yard interception return (Little kick)	31-15
4th 11:09	Shakir Bell 4-yard run (Little kick) (8-73-4:04)	38-15
4th 8:04	Tyrel Kool 1-yard run (pass failed) (9-74-2:57)	38-21
4th 3:29	Austin Sumner 1-yard run (Syrovatka kick) (12-72-2:55)	38-28

Team Statistics

	ISU	SDSU
First Downs	21	21
Rushing	12	5
Passing	7	15
Penalty	2	1
Net Yards Rushing	231	109
Rushing Attempts	42	33
Net Yards Passing	168	305
Cmp.-Att.-Int.	14-21-1	26-48-1
Total Offense Yards	399	414
Total Offense Plays	63	81
Fumbles: No.-Lost	1-1	1-1
Penalties: No.-Yards	7-73	11-96
Punts-Yards	1-37	4-162
Avg.. Yards Per Punt	37.0	40.5
Punt Returns: No.-Yards	3-2	2-0
Kickoff Returns: No.-Yards	4-62	7-125
Interceptions: No.-Yards	1-78	1-0
Possession Time	29:51	30:09
Third Down Conversions	4-10	5-16
Fourth Down Conversions	0-2	3-4
Red Zone Scores-Chances	4-5	6-7
Sacks By: No.-Yards	2-13	3-13
PAT Kicks	5-5	1-1
Field Goals	1-2	3-3

Individual Statistics

RUSHING: ISU: Shakir Bell 22-199, 2 TD; Brock Lough 14-41, 1 TD; Luke Harris 2-5; Team 1-(-1); Ronnie Fouch 3-(-13). **SDSU:** Tyrel Kool 22-87, 1 TD; Zach Zenner 3-13; Austin Sumner 8-9, 1 TD.

PASSING: ISU: Ronnie Fouch 14-21-1, 168, 1 TD. **SDSU:** Austin Sumner 26-48-1, 305, 1 TD.

RECEIVING: ISU: Alex Jones 5-81; Brock Lough 3-17, 1 TD; Leonard Riston 2-48; Shakir Bell 2-15; Donald Spencer 2-7. **SDSU:** Aaron Rollin 8-79; Dale Moss 6-82; Tyrel Kool 4-39; Brandon Hubert 3-58; Zach Zenner 3-20; Vince Benedetto 2-27, 1 TD.

Week 6 Recap -- at Northern Iowa (Oct. 8, 2011)

Game 6

#2 UNI 23, #17 Indiana State 9

October 8, 2011

UNI-Dome

Cedar Falls, Iowa

16,890



CEDAR FALLS, Iowa — Missed opportunities cost the Indiana State football team (4-2, 2-1 MVFC) a chance at knocking off No. 2 Northern Iowa (4-1, 3-0 MVFC) on the road on Saturday as they fell to the Panthers by a final score of 23-9 in front of 16,890, the third highest crowd at UNI-Dome.

The Sycamores had two field goal misses from 26 and 46 yards, a missed PAT, two interceptions and a costly fumble which proved to be too much to overcome.

The Sycamores got things started early on as they drove down the field on their opening drive as they drove all the way down to the 27 yard line before the drive stalled. The Sycamores took an early lead off a 44 yard field goal by Cory Little.

The Panthers responded on the ensuing possession as they marched down the field to the ISU 31 yard line before the Sycamore defense came up with a stop and forced the Panthers to kick a field goal. The Panthers connected on a 48 yard field goal to tie the game at three.

The Sycamores tried to respond but senior quarterback Ronnie Fouch was picked off by the Panthers and that set up a four play, 43 yard Panther touchdown and gave the Panthers their first lead of the game at 10-3.

A scary moment came for the Sycamores in the second quarter when sophomore tailback Shakir Bell went down on the field after rushing for a first down. Bell left the game with a concussion and did not return.

The Sycamores had opportunities as they drove down to the 29 yard line but missed the 46 yard field goal attempt.

Two possessions later the Sycamores turned the ball over on downs on the UNI 11 yard line, however, on the first Panther play they fumbled the ball and ISU recovered on the 11 yard line setting up a six yard touchdown pass from Fouch to senior wide receiver Justin Hilton. Little pushed the PAT wide right so going into the locker room for halftime the Sycamores trailed the Panthers 10-9.

After halftime the Panther offense came out of the locker room and marched down the field 60 yards off 10 plays before the Sycamore defense forced them to kick a 37-yard field goal to extend the Panther lead to 13-9.

The Sycamores had another opportunity late in the third quarter to cut the UNI lead to one after their drive stalled on the nine yard line. Freshman Tanner Fritschle came on to kick but pushed the field goal wide right, the third missed kick of the game for the Sycamores.

The Panthers offense then moved the ball to the goal line but a four play goal line stand kept them from scoring and gave the Sycamores the ball on their two yard line.

The legs of sophomore running back George Cheeseborough carried the Sycamores down to the Northern Iowa 20 yard line but a forced fumble recovered by UNI shattered the Sycamores momentum. The Panthers took advantage of the Sycamore mistake and drove 79 yards in six plays for a touchdown to extend the advantage over the Sycamores to 20-9.

The Sycamore offense could never recover and turned the ball over on downs and was intercepted leading to a UNI field goal to sink the No. 17 Sycamores on the road 23-9 to the No. 2 Panthers.

The loss marks the first loss in Missouri Valley Football Conference play for the Sycamores this season.

Bell, despite missing the entire second half, led the Sycamore rushing attack with 145 yards on 14 carries. Fouch finished the game 12-24 with a touchdown and two interceptions.

The Sycamores will return to action Saturday when they return to Memorial Stadium to host Western Illinois on Homecoming. Kickoff is set for 3:05 p.m.

Indiana State at UNI
Oct. 8, 2011
UNI-Dome
Homecoming

Indiana State	3	6	0	0	9
Northern Iowa	3	7	3	10	23

Scoring Summary

1st	10:38	Little 44-yard field goal (10-54-4:22)	3-0
1st	3:12	Sievertsen 48-yard field goal (13-49-7:26)	3-3
2nd	13:58	Johnson 5-yard run (Sievertsen kick) (4-43-1:23)	3-10
2nd	0:30	Hilton 6-yard pass from Fouch (Little kick failed) (2-11-0:24)	9-10
3rd	10:35	Sievertsen 37-yard field goal (10-60-4:25)	9-13
4th	4:13	Sinkfield 36-yard pass from Rennie (Sievertsen kick) (6-79-2:53)	9-20
4th	2:49	Sievertsen 21-yard field goal (5-11-1:01)	9-23

Team Statistics

	ISU	UNI
First Downs	16	17
Rushing	7	10
Passing	7	7
Penalty	2	0
Net Yards Rushing	158	210
Rushing Attempts	36	47
Net Yards Passing	136	142
Cmp.-Att.-Int.	12-24-2	10-14-0
Total Offense Yards	294	352
Total Offense Plays	60	61
Fumbles: No.-Lost	1-1	2-1
Penalties: No.-Yards	4-26	7-55
Punts-Yards	2-99	3-132
Avg. Yards Per Punt	49.5	44.0
Punt Returns: No.-Yards	3-26	1-0
Kickoff Returns: No.-Yards	4-72	1-8
Interceptions: No.-Yards	0-0	2-20
Possession Time	28:53	31:07
Third Down Conversions	2-11	1-9
Fourth Down Conversions	1-3	1-2
Red Zone Scores-Chances	2-5	3-4
Sacks By: No.-Yards	3-11	4-31
PAT Kicks	0-1	2-2
Field Goals	1-3	3-3

Individual Statistics

RUSHING: ISU: Shakir Bell 14-145, 1 TD; George Cheeseborough 11-30; Brock Lough 7-14. UNI: Tirrell Rennie 17-93; David Johnson 20-92, 1 TD; Zach Cutkomp 9-25.

PASSING: ISU: Ronnie Fouch 12-24-2, 136, 1 TD. UNI: Tirrell Rennie 10-14-0, 142, 1 TD

RECEIVING: ISU: Justin Hilton 4-77, 1 TD; Leonard Riston 2-37; Michael Mardis 1-11; Alex Jones 1-7; Shakir Bell 1-6; Donald Spencer 1-4. UNI: Terrell Sinkfield 3-53, 1 TD; Josh Collins 3-16; Brett LeMaster 1-37; Jarred Herring 1-17; David Johnson 1-12; Austin Wells 1-7.

Week 7 Recap -- Western Illinois (Oct. 15, 2011)

Game 7

#21 Indiana State 46, Western Illinois 24



**October 15, 2011
Memorial Stadium
Terre Haute, Ind.
8,255**



TERRE HAUTE, Ind. - The No. 21 Indiana State football team kept their string of consecutive victories on Homecoming Weekend going on Saturday, using six touchdown plays of 30 yards or more to storm past the Western Illinois Leathernecks, 46-24, in front of 8,255 at Memorial Stadium.

The victory improve the Sycamores to 5-2 overall and 3-1 in the Missouri Valley Football Conference, while the Leathernecks drop to 2-4 overall, 1-2 in league play.

Indiana State never trailed on Saturday, using a turnover on Western Illinois' first drive to set up the score. As the Leathernecks were driving into ISU territory, sophomore Zakee Bashir stripped WIU quarterback Josh Hudson of the football and fellow sophomore Tyler Boyd advanced the fumble down to the WIU six yard line. It took ISU just one play to score, as sophomore Shakir Bell ran for the six-yard touchdown to put ISU up 6-0.

A turnover led to ISU's second touchdown as well, as sophomore Calvin Burnett intercepted Hudson near the red zone following a lengthy WIU drive. Burnett returned the ball 45 yards on the play, setting another one-play touchdown drive for the Sycamores. Senior quarterback Ronnie Fouch hit sophomore Donald Spencer on a slant and Spencer did the rest, breaking a pair tackles on his way to the end zone and a 13-0 ISU lead on a 34-yard pass and catch.

The Leathernecks took advantage of a Sycamore miscue to put points on the scoreboard, as sophomore Leonard Riston fumbled a punt near the ISU goal line that WIU recovered. Hudson hit Aaron Muhammad for a 3-yard touchdown on the next play, cutting the ISU lead to 13-7.

After a touchdown on the kickoff, it took the Sycamores just one play to score again, as Fouch hit senior Alex Jones for an 80-yard touchdown reception down the middle of the field. After a failed two-point conversion attempt, the Sycamores held a 19-7 lead with eight minutes until the half.

The Sycamores would hold that 19-7 lead when they entered the break thanks to pair of defensive stops. On WIU's next drive, sophomore Larry King intercepted Hudson in the end zone on a fourth down and goal to go situation. On WIU's last drive of the half, junior Ben Obaseki stuffed Hudson for a one-yard loss on a fourth down and four.

In the second half, WIU came out strong, stopping ISU after just four plays on their first drive. The Leathernecks went 74 yards in 11 plays on their first drive of the third quarter, using a two-yard touchdown dive by Caulton Ray to cut the Sycamore lead to 19-14.

After a three-and-out for ISU, Obaseki and the ISU held strong again, stopping the Leathernecks on a fourth-and-five play at the ISU 30 yard line when Obaseki picked up a sack. Indiana State took a 26-14 lead when Fouch found Jones again, this time for a 39-yard touchdown catch.

WIU answered right back, using a pair of 30-yard receptions to move down the field, the second being a 33-yard strike from Hudson to Muhammad that brought the ISU lead back to five points, at 26-21.

On Indiana State's next drive, sophomore Taje High moved ISU into WIU territory as the tailback took an end-around handoff for 16 yards and across midfield. Two plays later, Fouch found junior Michael Mardis for a 32-yard TD, pushing ISU's lead to 33-21.

Western Illinois picked up a 26-yard field goal by Pat Smith at the start of the fourth quarter after ISU's defense held on a goal-to-go situation, allowing Bell to put the Leathernecks away for the game.

On the first play from scrimmage following the WIU field goal, Bell scampered 51 yards for the touchdown and a 39-24 lead. The defense did their part as well, stopping the Leathernecks in the red zone when Bashir and Obaseki met in the backfield to drop Hudson for the sack.

Bell did all the work after that, rushing for 76 yards on five carries, including a 47-yard touchdown sprint. That touchdown was the scoring play of the game, as the Sycamores stopped WIU on their next drive before running out the clock on the ground for the 46-24 Homecoming victory.

Bell finished the game with 213 rushing yards on 21 carries, pushing his season total to 1,125. The sophomore tailback became the fastest runner in Indiana State history to reach 1,000 yards for the season, using just seven games to reach the milestone. Bell passed Vincent Allen, who eclipsed the mark in eight games during his freshman campaign in 1974.

Obaseki was everywhere on defense, making seven solos tackles and 15 assisted stops for a game-high 22 tackles. Of his 22 tackles, five came behind the line of scrimmage and three resulting in sacks. Junior Aaron Archie (18), senior Alex Sewall (17) and junior Jacoby Washington (12) all finished with double-digit tackles for ISU.

Fouch ended the game with 201 yards through the air, going 6-for-12 with four touchdowns and one interception. Jones grabbed a pair of touchdowns for 119 yards receiving, with senior Justin Hilton (2-16), Spencer (1-34, 1TD) and Mardis (1-32, 1TD) also making catches.

Western Illinois	0	7	14	3	24
Indiana State	13	6	14	13	46

Scoring Summary

1st	10:35	Bell 6-yard run (Fritschle kick failed) (1-42-0:06)	0-6
1st	4:28	Spencer 34-yard pass from Fouch (Fritschle kick) (1-34-0:08)	0-13
2nd	8:42	Muhammad 3-yard pass from Hudson (Smith kick) (2-3-0:37)	7-13
2nd	8:30	Jones 80-yard pass from Fouch (Fouch pass failed) (1-80-0:12)	7-19
3rd	9:17	Ray 2-yard run (Smith kick) (11-74-4:08)	14-19
3rd	4:50	Jones 39-yard pass from Fouch (Fritschle kick) (4-61-1:40)	14-26
3rd	3:27	Muhammad 33-yard pass from Hudson (Smith kick) (5-79-1:18)	21-26
3rd	0:49	Mardis 32-yard pass from Fouch (Fritschle kick) (5-77-2:33)	21-33
4th	12:29	Smith 26-yard field goal (10-58-3:13)	24-33
4th	12:14	Bell 51-yard run (Fritschle kick failed) (1-51-0:09)	24-39
4th	6:52	Bell 47-yard run (Wozniak kick) (5-76-2:25)	24-46

Team Statistics

	WIU	ISU
First Downs	30	16
Rushing	13	10
Passing	17	4
Penalty	0	2
Net Yards Rushing	187	230
Rushing Attempts	63	30
Net Yards Passing	277	198
Cmp.-Att.-Int.	25-38-2	6-14-1
Total Offense Yards	464	428
Total Offense Plays	101	44
Fumbles: No.-Lost	1-1	1-1
Penalties: No.-Yards	6-54	3-29
Punts-Yards	3-119	5-179
Avg.. Yards Per Punt	39.7	35.8
Punt Returns: No.-Yards	1-0	2-6
Kickoff Returns: No.-Yards	7-160	4-73
Interceptions: No.-Yards	1-45	2-45
Possession Time	40:40	19:20
Third Down Conversions	9-20	0-7
Fourth Down Conversions	1-5	0-1
Red Zone Scores-Chances	3-5	1-1
Sacks By: No.-Yards	2-23	6-36
PAT Kicks	3-3	4-6
Field Goals	1-1	0-0

Individual Statistics

RUSHING: ISU: Shakir Bell 21-213, 3TD; Taje High 1-16; Brock Lough 2-15; Luke Harris 4-9. **WIU:** Caulton Ray 21-79, 1TD; Josh Hudson 27-65; Bryce Flowers 12-33.

PASSING: ISU: Ronnie Fouch 6-13-1, 198, 4TD. **WIU:** Josh Hudson 23-34-2, 269, 2TD; Wil Lunt 2-4-0, 8.

RECEIVING: ISU: Alex Jones 2-119, 2TD; Justin Hilton 2-13; Donald Spencer 1-34, 1TD; Michael Mardis 1-32, 1TD. **WIU:** Terriun Crump 8-111; Aaron Muhammad 5-60, 2TD; C. Chestnut 5-49; Myles Daughtry 4-25; R. Richardson 2-27; Justin Morgan 1-5.

Week 8 Recap -- at Illinois State (Oct. 22, 2011)

Game 8

Illinois State 17, #16 Indiana State 14



**October 22, 2011
Hancock Stadium
Normal, Ill.
6,867**



NORMAL, Ill. - The Sycamores (5-3, 3-2 MVFC) battled back but could not complete the comeback as they fell 17-14 on the road to the Redbirds of Illinois State (5-3, 3-2 MVFC) Saturday.

The Sycamores trailed 17-6 heading into the fourth quarter and got the ball at their own 25-yard line with just under 11 minutes left in the game. Aided by a personal foul penalty by Illinois State, the Sycamores got to within 17-14 with 6:59 left in regulation on a one-yard touchdown run by Ben Obaseki and a two-point conversion from Ronnie Fouch to Leonard Riston.

On the ensuing kickoff, Neblett fumbled for Illinois State with Demory Lawshe on the force and Alex Sewall recovering to set up the Sycamores with the football at the Redbird 14-yard line. Tanner Fritschle set up for a 41-yard field goal with just 5:20 remaining after the Redbird turnover, but missed short as the score remained 17-14 in favor of ILS.

The Sycamore defense got a stop and short punt gave the Sycamores great field position at their own 40 yard line with 3:45 remaining in regulation. Penalties ultimately cost the Sycamores as they moved all the way back to 4th and 29. Fouch couldn't find an open Hilton on 4th down, giving the Redbirds the ball back with just 1:30 remaining.

Indiana State drove down inside the Illinois State 30-yard line on their first drive of the game, but were stymied on a fourth-and-nine play as they turned the ball over on downs to the Redbirds. Each team traded three-and-outs before Illinois State drew first blood on a 40-yard field by Nick Aussieker with 1:34 left in the opening stanza for the 3-0 advantage.

The two squads traded punts once more until the Sycamores broke through in a big way with a 77-yard touchdown pass from Ronnie Fouch to Alex Jones with 8:57 left in the second quarter as ISU took its first lead of the game at 6-3. The extra point attempt by Austen Wozniak was blocked and returned past mid-field by the Redbirds before the return was eventually fumbled and downed by the Sycamores.

Illinois State would own the lead heading into halftime after a one-yard touchdown run by Ashton Leggett with 1:13 left in the second quarter on a 15-yard drive which was set up by a Fouch fumble. Leggett's score gave the 'Birds a 10-6 lead.

Indiana State got a 26-yard run by Shakir Bell on the first play of ISU's final drive but the drive stalled following a trio of incomplete passes. Lucas Hileman averaged 53 yards per punt in the opening half, pinning Illinois State inside their own 20-yard line twice before the half. Bell had 63 rushing yards in the first half, while Alex Jones made two pass receptions for 86 yards.

The Redbirds were able to extend their halftime advantage out to 17-6 with 10:37 left in the third quarter on a 10-yard pass from Matt Brown to James O'Shaughnessy on the opening drive of the second half. The Redbirds drove the ball 80 yards on eight plays for the first score after halftime.

Fouch finished the game 10-25 for 175 yards and a touchdown. Tight end Alex Jones led the receiving core for the Sycamores with three receptions for 92 yards with a touchdown. On the ground, Shakir Bell finished the day with 123 yards off 27 attempts.



Indiana State	0	6	0	8	14
Illinois State	3	7	7	0	17

Scoring Summary

1st	1:34	Aussieker 40-yard field goal (11-60-5:12)	0-3
2nd	8:57	Jones 77-yard pass from Fouch (Wozniak kick blocked) (6-87-2:39)	6-3
2nd	1:13	Leggett 1-yard run (Aussieker kick) (6-15-2:53)	6-10
3rd	10:37	O'Shaughnessy 10-yard pass from Brown (Aussieker kick) (8-80-4:23)	6-17
4th	6:59	Obaseki 1-yard run (Riston pass from Fouch) (13-75-6:30)	14-17

Team Statistics

	ISU	ILS
First Downs	13	16
Rushing	6	6
Passing	5	6
Penalty	2	4
Net Yards Rushing	92	104
Rushing Attempts	35	35
Net Yards Passing	175	172
Cmp.-Att.-Int.	10-25-0	13-19-0
Total Offense Yards	267	276
Total Offense Plays	60	54
Fumbles: No.-Lost	2-1	1-1
Penalties: No.-Yards	11-93	5-65
Punts-Yards	5-244	6-213
Avg.. Yards Per Punt	48.8	35.5
Punt Returns: No.-Yards	0-0	2-(-2)
Kickoff Returns: No.-Yards	3-207	4-243
Interceptions: No.-Yards	0-0	0-0
Possession Time	29:14	30:46
Third Down Conversions	5-16	1-9
Fourth Down Conversions	1-3	1-1
Red Zone Scores-Chances	1-2	3-3
Sacks By: No.-Yards	0-0	5-37
PAT Kicks	0-1	2-2
Field Goals	0-1	1-1

Individual Statistics

RUSHING: ISU: Shakir Bell 27-123; Coy Glass 1-3; Luke Harris 1-2; Ben Obaseki 1-1, 1 TD; Ronnie Fouch 5-(-37). **ILS:** A. Leggett 23-57, 1 TD; D. Dunn 5-27; C. Gordon 3-12; M. Brown 2-10.

PASSING: ISU: Ronnie Fouch 10-25-0, 175, 1 TD. **ILS:** M. Brown 13-19-0, 172, 1 TD.

RECEIVING: ISU: Alex Jones 3-92, 1 TD; Donald Spencer 2-23; Leonard Riston 1-22; Shakir Bell 1-22; Michael Mardis 1-9; Justin Hilton 1-7. **ILS:** T. Walker 6-75; M. Younger 3-48; J. O'Shaughnessy 2-35, 1 TD; L. Neblett 2-14.

Week 10 Recap -- North Dakota State (Nov. 5, 2011)

Game 9

#1 North Dakota State 27, #16 Indiana State 16



November 5, 2011
 Memorial Stadium
 Terre Haute, Ind.
 6,412



TERRE HAUTE, Ind. -- Despite being within one score for the majority of the game, the No. 1 Bison of North Dakota State (9-0, 6-0 MVFC) proved to be too much for the No. 16 Sycamores as ISU (5-4, 3-3 MVFC) fell by a final score of 27-16 Saturday at Memorial Stadium.

The Bison got on the board first as they marched down the field on a 15 play, 46 yard drive before the Sycamore defense came up with a stop to force the Bison to kick a 39 yard field goal and giving them a 3-0 lead.

On the very next possession the Sycamores answered the Bison call going on a six play, 76 yard drive before stalling at the 18 yard line. Sophomore Austen Wozniak came on for the Sycamores and connected on a 22 yard field goal attempt to tie the game at three.

The score did not remain tied for long, however, as the Bison extended their lead to 10-3 on the next possession with a 30-yard touchdown pass.

The Sycamores stormed right back though as they tied the game at 10 with a four-yard touchdown pass from senior quarterback Ronnie Fouch to junior tight end Michael Mardis.

The Bison once again had an answer and moved the ball 84 yards, in just seven plays to take the lead once again over the Sycamores 17-10 with just 1:35 left in the half. The Sycamores moved down the field in the final seconds and lined up for a 41-yard field goal with four seconds left but it hit the left upright and bounced out, no good, giving the Bison a 17-10 lead heading into halftime.

Defense took over in the third quarter as neither team was able to score in the period. On the Sycamores first drive they moved the ball 15 yards before Fouch's pass was tipped and then intercepted by North Dakota State. The Sycamore defense held strong and forced the Bison to turn the ball over on downs.

The Bison broke through to start the fourth quarter as they extended their lead to 20-10 with a 29 yard field goal. The Sycamores could not respond and two possessions later Fouch was sacked and stripped of the ball and it was recovered by North Dakota State on the ISU 13 yard line. The Bison went on to score and to extend their lead to 27-10 with 7:44 left to play.


Fouch got the Sycamore offense moving with 4:44 left to play as they moved 70 yards off seven plays before Fouch found senior wide receiver in the end zone for a touchdown. The Sycamores elected to go for the 2-point conversion but failed making it 27-16.

The ensuing on-side kick was recovered by the Bison and the Sycamores could not get a stop as they went on to fall to the Bison by a final score of 27-16.

Fouch finished the game 19-38 for 249 yards with two touchdowns and an interception. Hilton led the ISU receiving core with four catches for 1-3 yards including a 59 yard reception.

Bell led the Sycamores on the ground with 79 yards off 16 carries.

As a team the Sycamores had 373 yards compared to the Bison's 343 yards



N. Dakota State	10	7	0	10	27
Indiana State	3	7	0	6	16

Scoring Summary

1st	6:56	Jastram 39-yard field goal (15-46-6:35)	3-0
1st	4:31	Wozniak 22-yard field goal (6-76-2:25)	3-3
1st	1:40	Holloway 30-yard pass from Jensen (Jastram kick) (6-71-2:46)	10-3
2nd	13:18	Mardis 4-yard pass from Fouch (Wozniak kick) (7-84-3:17)	10-10
2nd	9:51	Ojuri 7-yard run (Jastram kick) (6-46-3:19)	17-10
4th	12:51	Jastram 29-yard field goal (15-66-8:14)	20-10
4th	7:44	McNorton 4-yard run (Jastram kick) (3-13-1:36)	27-10
4th	3:01	Spencer 2-yard pass from Fouch (7-70-1:43)	27-16

Team Statistics

	#1 NDSU	#16 ISU
First Downs	21	17
Rushing	12	6
Passing	8	11
Penalty	1	0
Net Yards Rushing	161	124
Rushing Attempts	41	22
Net Yards Passing	182	132
Cmp.-Att.-Int.	17-30-0	19-39-1
Total Offense Yards	343	373
Total Offense Plays	71	61
Fumbles: No.-Lost	0-0	2-1
Penalties: No.-Yards	4-35	7-50
Punts-Yards	5-207	5-218
Avg.. Yards Per Punt	41.4	43.6
Punt Returns: No.-Yards	1-1	2-16
Kickoff Returns: No.-Yards	3-87	3-63
Interceptions: No.-Yards	1-15	0-0
Possession Time	37:56	22:04
Third Down Conversions	6-15	3-11
Fourth Down Conversions	0-1	1-2
Red Zone Scores-Chances	4-5	3-3
Sacks By: No.-Yards	2-10	1-13
PAT Kicks	3-3	1-1
Field Goals	2-2	1-2

Individual Statistics

RUSHING: NDSU: DJ McNorton 24-100, 1 TD; Sam Ojuri 12-59, 1 TD; Brock Jensen 4-1. **ISU:** Shakir Bell 16-79; Brock Lough 3-39; Ronnie Fouch 3-6.

PASSING: NDSU: Brock Jensen 17-30-0, 182, 1 TD. **ISU:** Ronnie Fouch 19-38-1, 249, 2 TD.

RECEIVING: NDSU: Ryan Smith 7-55; Warren Holloway 4-52, 1 TD; Nate Moody 2-25; Garrett Bruhn 1-23; Matt Veldman 1-14. **ISU:** Donald Spencer 7-77, 1 TD; Justin Hilton 4-103; Shakir Bell 4-41; Leonard Riston 2-15; Alex Jones 1-9; Michael Mardis 1-4.

Week 10 Recap -- at Missouri State (Nov. 12, 2011)

Game 10

#23 Indiana State 28, Missouri State 20

November 12, 2011

Plaster Field
Springfield, Mo.

5.278



SPRINGFIELD, Mo. — Behind 206 rushing yards on 39 carries from sophomore tailback Shakir Bell, the Indiana State football team topped Missouri State, 28-20, on a windy afternoon in front of 5,278 fans at the Plaster Sports Complex.

With his 206 yards on the ground, Bell pushed his season total to 1,533, passing Derrick Franklin's school-record of 1,505 from the 1991 campaign.

ISU never trailed on Saturday, jumping out to a 14-0 lead after 20 minutes of action. Bell put the Sycamores on the board, capping a 12-play, 73-yard drive with a 23-yard touchdown run with 3:05 remaining in the first quarter. The Sycamores doubled their lead on their first drive of the second quarter, converting a pair of third downs and one fourth down before Bell punched in a score from two yards out with 10:53 left until halftime.

Missouri State hit a pair of field goals in the time remaining before the half, as Austin Witmer connected from 22 yards and 44 yards out to make the score 14-6 at the break.

At the half, Bell collected 117 rushing yards on 23 carries with a pair of touchdowns. Senior quarterback Ronnie Fouch was 6-for-10 for 52 yards. Sophomore Donald Spencer and Bell both hauled in a pair of receptions in the first half.

The second half did not start well for the Sycamores, as the Bears forced a turnover on ISU's second play of the third quarter. MSU's Rodney Kelly broke through the ISU offensive line and caught Bell in the backfield, forcing a fumble that the Bears recovered at ISU's four-yard line. Missouri State scored on third down, as Trevor Wooden found running back Chris Douglas out of the backfield for a five-yard score, cutting the ISU lead to 14-13 with 13:04 left in the third.

Momentum began to turn Indiana State's way on Missouri State's next drive, thanks to the Sycamore defense. The Bears started their drive at midfield, but could not pick up a first down, as juniors Ben Obaseki and Aaron Archie stopped Wooden on a fourth-and-two at the ISU 40.

A punt return by sophomore Leonard Riston set up ISU's next score, coming in the middle of the third quarter. MSU hit a line-drive punt that Riston fielded at the ISU 42 and saw plenty of open space on the left side of the field, taking the ball back 28 yards to MSU 30. After a one-yard loss by Bell and a false start penalty, Fouch found Spencer on the left side of the field and threw it up for the 6-foot-2 transfer from Michigan State and let Spencer do the rest. Spencer out-jumped a pair of defenders to haul in the pass, putting the Sycamores in front 21-13 with 6:02 left in the third.

Momentum swung entirely to the Indiana State sideline in the fourth, thanks again to the Sycamore defense. Missouri State forced a fumble by Bell as the running back was fighting for more yardage, taking over at ISU's 14-yard line. Obaseki stopped Douglas on a third-and-one at the five and Witmer missed a 23-yard attempt to keep the score 21-13 in favor of Indiana State.

Two drives later, the Sycamores put their final points on the board in a drive that saw Bell break the single-season rushing record. ISU started their drive at their own 18 with 8:30 to play, driving the length of the field on runs by Bell and senior Brock Lough. After Bell converted a third-and-one with a two-yard rush, Lough found plenty of space on the field, rushing for back-to-back carries of 17 and 12 yards, respectively. Bell came back after that, rushing for 24 yards to the goal line, setting up Obaseki for a one-yard score. The drive took off over half the time on the clock in nine plays, putting ISU in front 28-13 with 3:57 to go. The junior defensive end now has four carries for six yards and four touchdowns this season.

That two-yard run on third down for Bell broke the single-season rushing record set by Franklin in 1991.

Missouri State got back within striking distance thanks to pair of catches by Jermain Saffold, including a 12-yarder for the score. That touchdown cut ISU's lead to 28-20 with 1:39 to play.

The Bears went for an inside kick after that, but senior Alex Sewall jumped high for the bouncing ball and secured the recovery. The Sycamores put the game away on a 12-yard first down run by Lough on second down.

For the game, Bell posted his fourth 200-yard rushing game of the season, going for 208 yards on 39 carries. Fouch finished at 8-for-18 for 90 yards and one touchdown, with Spencer leading the receivers with three catches for 52 yards and a score.

Junior Jacoby Washington led ISU with 12 tackles, while Obaseki totaled nine, including one sack and 4.5 stops for loss. Sophomore Calvin Burnett intercepted the first pass of the afternoon by Missouri State and led the way with a pair of breakups.



Indiana State	7	7	7	7	28
Missouri State	0	6	7	7	20

Scoring Summary

1st	3:05	ISU	Bell 23-yard run (Wozniak kick) (12-73-5:15)	7-0
2nd	10:46	ISU	Bell 2-yard run (Wozniak kick) (11-64-5:43)	14-0
2nd	4:09	MSU	Witmer 22-yard field goal (7-60-3:10)	14-3
2nd	0:00	MSU	Witmer 44-yard field goal (8-36-1:24)	14-6
3rd	13:04	MSU	Douglas 5-yard pass from Wooden (Witmer kick) (3-5-1:27)	14-13
3rd	6:02	ISU	Spencer 36-yard pass from Fouch (Wozniak kick) (2-30-1:13)	21-13
4th	3:57	ISU	Obaseki 1-yard run (Wozniak kick) (9-82-4:33)	28-13
4th	1:39	MSU	Saffold 12-yard pass from Wooden (Witmer kick) (7-69-2:11)	28-20

Team Statistics

	#23 ISU	MSU
First Downs	17	13
Rushing	14	8
Passing	3	4
Penalty	0	1
Net Yards Rushing	249	134
Rushing Attempts	46	40
Net Yards Passing	90	136
Cmp.-Att.-Int.	8-18-0	10-22-1
Total Offense Yards	339	270
Total Offense Plays	64	62
Fumbles: No.-Lost	2-2	0-0
Penalties: No.-Yards	6-45	2-13
Punts-Yards	7-228	7-278
Avg. Yards Per Punt	32.6	39.7
Punt Returns: No.-Yards	1-28	4-14
Kickoff Returns: No.-Yards	1-0	4-62
Interceptions: No.-Yards	1-8	0-0
Possession Time	31:30	28:30
Third Down Conversions	5-14	3-14
Fourth Down Conversions	2-2	1-2
Red Zone Scores-Chances	2-2	3-4
Sacks By: No.-Yards	1-9	1-3
PAT Kicks	4-4	2-2
Field Goals	0-0	2-3

Individual Statistics

RUSHING: ISU: Shakir Bell 39-206, 2 TD; Brock Lough 4-46; Ben Obaseki 1-1, 1 TD. **MSU:** Chris Douglas 15-65; Stephen Johnston 9-31; Trevor Wooden 12-26, Vernon Scott 4-12.

PASSING: ISU: Ronnie Fouch 8-18-0, 90, 1 TD. **MSU:** Trevor Wooden 10-22-1, 136, 2 TD

RECEIVING: ISU: Donald Spencer 3-52, 1 TD; Shakir Bell 3-16; Brock Lough 1-17; Justin Hilton 1-5. **MSU:** Jermaine Saffold 4-90, 1 TD; Ian Starnes 2-20; Chris Douglas 1-5, 1 TD.