

Indiana State

Indiana State Athletics Media Relations Office

Ace Hunt, Media Relations Director ■ ace.hunt@indstate.edu

401 N Fourth Street, Room 101B, Terre Haute, IN 47809

Office: 812-237-4161 ■ Cell: 812-243-5568 ■ Fax: 812-237-4193

Secondary Basketball Contact: Danny Pfrank (danny.pfrank@indstate.edu)

Secondary Basketball Contact: Blaine Kinsey (bkinsey1@indstate.edu)



Indiana State (3-5, 0-0 MVC)

SYCAMORES

Date	Opponent	Time/Result
Nov. 2	Rose-Hulman (EX)	W, 83-44
Nov. 6	Wabash (EX)	W, 71-60
Nov. 12	vs. Texas-Pan American (1)	W, 69-46.
Nov. 13	at Loyola (1)	L, 74-86.
Nov. 14	vs. Eastern Kentucky (1)	L, 59-64 (ot).
Nov. 17	at Ball State	L, 60-75.
Nov. 20	at Oral Roberts	W, 74-69
Nov. 27	Buffalo	W, 58-54
Nov. 30	at Notre Dame	L, 72-81
Dec. 4	at Wyoming (2)	L, 51-81
Dec. 8	DePaul	8:05 p.m.
Dec. 12	Oakland City	3:35 p.m.
Dec. 18	vs. Purdue (3)	4:00 p.m.
Dec. 29	Bradley *	7:05 p.m.
Jan. 1	at Evansville *	8:05 p.m.
Jan. 4	Illinois State *	7:05 p.m.
Jan. 7	Northern Iowa *	7:05 p.m.
Jan. 9	at Drake *	6:05 p.m.
Jan. 12	at Bradley *	8:05 p.m.
Jan. 16	Creighton *	1:05 p.m.
Jan. 19	Missouri State *	7:05 p.m.
Jan. 22	at Wichita State *	8:05 p.m.
Jan. 26	Evansville *	7:05 p.m.
Jan. 29	at Creighton *	3:05 p.m.
Feb. 1	Wichita State *	7:05 p.m.
Feb. 5	at Missouri State *	3:05 p.m.
Feb. 9	at Illinois State *	8:05 p.m.
Feb. 12	Drake *	1:05 p.m.
Feb. 16	at Southern Illinois *	8:05 p.m.
Feb. 19	Bracketbuster (3)	TBA
Feb. 22	at Northern Iowa *	8:05 p.m.
Feb. 26	Southern Illinois *	1:05 p.m.
March 3-6	MVC Tournament (4)	TBA

(1) Nick Kladis Classic (Chicago, Ill.)

(2) MVC/Mountain West Challenge (Laramie, Wy.)

(3) Bracketbuster (Hulman Center)

(4) State Farm MVC Tournament (St. Louis, Mo.)

* Missouri Valley Conference Game

• All Times Eastern

Indiana State Returns Home To Face DePaul In Rematch Of 1979 Final Four Opponents

SETTING THE STAGE

Indiana State continues year one of the Greg Lansing era on Wednesday evening, December 8, when they host DePaul in just the second home game of the 2010-11 campaign. Tip-off at Hulman Center is set for 8:05 p.m. (ET) after a women's basketball game against Eastern Illinois. The contest will be televised locally on WFXW-TV with Jason Pensky and Jim Waugh on the call. The game will be broadcast live locally on the radio via ESPN Radio 92.7 FM & 1300 AM, as Brian Fritz and Matt Renn describe the action with an internet broadcast available on GoSycamores.com. Additionally live stats for the contest can be found at GoSycamores.com.

THE DEPAUL SERIES

DePaul leads the all-time series against Indiana State by an 11-1 margin, with the two teams last meeting on November 29, 2008 in Chicago. The Blue Demons won that matchup 75-70. The two teams met on the grandest stage on March 24, 1979 in the NCAA Final Four with ISU winning its only matchup by the score of 76-74 to earn a berth into the national championship contest against Michigan State. ISU and DePaul first met in 1945.

THE HEAD COACHES

INDIANA STATE: Greg Lansing (South Dakota, '90)

— at Indiana State: 3-5 (First Season)

— Overall: 3-5 (First Season)

— vs. DePaul: First Meeting

— vs. Missouri Valley Conference: 0-0

DEPAUL: Oliver Purnell (Old Dominion, '75)

— at DePaul: 3-4 (First Season)

— Overall: 397-283 (23rd Season)

— vs. Indiana State: 1-0

QUICK HITS

— The Indiana State Sycamores will be wearing their "throwback" powder blue jerseys tonight against DePaul to help commemorate the 1979 Final Four in which the Blue Demons & Sycamores locked horns in Salt Lake City, Utah.

— The Sycamores last downed a current member of the BIG EAST when they defeated Cincinnati by the score of 84-63 on December 15, 1983 at Hulman Center.

ON THE AIR

National Television

WFXW-TV & Sycamore Vision

Flagship: Channel 38

Play-By-Play: Jason Pensky

Color: Jim Waugh

Online: mywabashvalley.com & GoSycamores.com



Radio

Nelligan Sports Marketing Radio Network

Flagship: ESPN Radio 92.7 FM & 1300 AM

Play-By-Play: Brian Fritz

Color: Matt Renn

Online: GoSycamores.com



Media Services

GoSycamores.com

The Official Home of Sycamore Athletics

ISU Athletics and Sycamore basketball information can be accessed online at all times. Complete statistics, notes, recaps, features and archives, as well as live video, are available at GoSycamores.com.

Social Media

Indiana State basketball information can be found on facebook.com/Sycamores as well as twitter.com/IndStAthletics

Radio Show

Head coach Greg Lansing will join play-by-play voice Brian Fritz every Monday for the Greg Lansing Radio Show at 6 p.m. (will air at 7 p.m. until football season concludes). The show will take place live from 7th & Elm Bar & Grill in Terre Haute and will air on ESPN Radio 92.7 FM & 1300 AM in the Wabash Valley.

Interview Availability

Each day on game week, ISU players will be available at Hulman Center 30 minutes after each practice session. Coach Greg Lansing will be available at this time or upon prior arrangements with the ISU Athletics Media Relations Office. Please call Ace Hunt at (812) 237-4161 to confirm practice times or schedule an interview with coach Lansing or Sycamore student-athletes through the week. All interviews are to be coordinated through the Media Relations Office. This allows the staff to arrange the interview when it best suits the student athlete's and reporter's schedules. Please contact the Media Relations Office in advance to make your interview requests. **Media are not permitted to contact student-athletes on their own at any time.**

MVC Teleconference

All ten league head coaches are available on the league's weekly coaches' teleconference on Tuesday (beginning Jan. 4) during the conference regular season. The call begins at 11:00 a.m. and coach Lansing will make his weekly appearance beginning at 11:30 a.m. Media members may call 877-441-0941 to join the teleconference.

Postgame Policies

Ace Hunt will coordinate all postgame interviews for the Sycamores, as the locker room is closed to media. On the road, Coach Lansing and selected players will be made available after a brief cooling off period in an area outside the locker room or a space designated by the host school. At home, both team's head coaches as well as selected players will be made available in the media room located inside Hulman Center.

2010-11 Indiana State Basketball Roster

No.	Name	Pos.	Ht.	Wt.	Yr.	Exp.	Hometown (Previous School)
0	Jake Kitchell	F	6-10	225	Fr.	HS	Union Mills, Ind. (South Central HS)
1	Koang Doluony	F	6-8	195	So.	1L	Omaha, Neb. (Bryan HS)
2	Lucas Eitel	G	6-2	195	Fr.	RS	Marshall, Ill. (Marshall HS.)
3	Jake Kelly	G	6-6	185	Jr.	TR	Carmel, Ind. (Iowa)
10	Logan Eitel	G	6-2	190	Fr.	RS	Marshall, Ill. (Marshall HS.)
13	Jake Odum	G	6-4	170	Fr.	RS	Terre Haute, Ind. (South Vigo)
15	Carl Richard	G	6-5	215	Jr.	2L	Chicago, Ill. (Richards HS)
20	Dwayne Lathan	G	6-3	205	Jr.	1L	Chatham, La. (Louisiana Tech)
21	Isiah Martin	F	6-8	220	Sr.	3L	Chicago, Ill. (Morgan Park HS)
24	Jordan Printy	G	6-4	185	Jr.	2L	Marion, Iowa (Linn-Marr HS)
25	Steve McWhorter	G	6-2	185	Fr.	HS	Racine, Wis. (Saint Catherines HS)
31	RJ Mahurin	F	6-8	210	Fr.	RS	Rockville (Rockville HS)
32	Aaron Carter	G	6-4	195	Sr.	3L	Cannelton, Ind. (Perry Central HS)
34	Myles Walker	C	6-8	250	Jr.	TR	San Antonio, Texas (South Plains JC)

Head Coach: Greg Lansing (Iowa '90)

Associate Head Coach: Lou Gudino (Indiana '97)

Assistant Coaches: Deryl Cunningham (Kansas State '94), David Ragland (Southern Indiana, '03)

Director of Basketball Operations: John Blackwell (Notre Dame, '03)

Graduate Manager: Doug Svatos (Nebraska, '10)

Athletic Trainer: Brad Yeargin (Charleston Southern '02)

Sports Information Director: Ace Hunt (South Carolina, '99)

The Indiana State Head Coach

Indiana State head coach Greg Lansing (South Dakota, 1990) is 3-5 (.375) overall in his first season as a head coach, all with the Sycamores. He is 0-0 all-time in MVC games, including a 0-0 mark at home, a 0-0 mark on the road and a 0-0 record in neutral court contests. During his career, he is 1-0 in all home games, 1-4 on the road, 1-1 in neutral court contests and 2-1 in games decided by five points or less. Lansing is 0-0 all-time against DePaul, including a 0-0 record at Hulman Center. With the Trees, Lansing is 0-1 in overtime games, and 2-0 when holding teams to 60 points or less. Saturday's game is Greg Lansing's ninth as Indiana State head coach.

Television Particulars

Wednesday's game will be televised live locally on WFXW-TV (Which is Channel 38 over-the-air; Channel 8 on Time Warner Cable and Channel 38 on Dish Network). The game will also be televised nationally on Sycamore Vision, which is available on a pay-per-view basis on GoSycamores.com.

A Little History

Indiana State is currently in its 115th season of college basketball at the school. The Sycamores are 1,351-1,152 all-time on the hardwood. Indiana State's game at Oral Roberts this season was the historic 2,500th game in the history of the program.

Powder Blues Are Back Wednesday Night

The Sycamores host DePaul on Wednesday night which will be the 13th meeting in the all-time series. ISU's one victory in the series came in 1979 when the Sycamores downed the Blue Demons by the score of 76-74 in the national semifinals as part of ISU's run to the national championship contest against Michigan State. To commemorate the rematch of former Final Four opponents, the Sycamores will wear their powder blue throwback uniforms on Wednesday, just like their counterparts did during the magical 33-1 campaign in 1978-79.

Better Lathan Than Never

Indiana State junior swingman Dwayne Lathan paced Indiana State with 18 points at Wyoming as part of the Missouri Valley/Mountain West Challenge. Lathan finished the contest with a 5-of-11 shooting mark, hitting a trio of 3-pointers and was 5-of-7 from the free throw line. He also added five rebounds in 31 minutes of action.

An Indiana State Win Over DePaul Would ...

- Be Indiana State's Second Victory Over DePaul In 13 Ties (The Other Was In The 1979 NCAA Final Four)
- Give ISU its first victory over a current member of the BIG EAST since December 15, 1983 (over Cincinnati at ISU).
- Extend ISU's current home court winning streak to seven games.
- Improve ISU to 2-0 at home under first-year head coach Greg Lansing.

Walk This Way

Indiana State junior college transfer Myles Walker tallied six points and pulled down nine rebounds at Wyoming. Walker's team-leading rebounding total included a total of five offensive boards with a blocked shot in 26 minutes of action.

Four In Double Figures Scoring At Notre Dame

Dwayne Lathan led a total of four players in double figures scoring at Notre Dame as the Irish came away with an 81-72 victory over the Sycamores. Lathan has 22 points while Jake Kelly posted a Sycamore-high 17 points. Carl Richard added 14 and Myles Walker posted 10 in the contest. Notably, Indiana State committed a season-low seven turnovers and forced 12 Irish miscues which resulted in 12 ISU points.

Getting To The Glass

The Indiana State basketball team has been extremely efficient on the boards through eight contests this season as they are out-rebounding their opponents by a 35.9 to 32.9 margin. ISU has pulled down more rebounds in 5-of-8 contests this season and has been at least +10 in the rebounding category in three separate contests – Texas-Pan American, at Ball State and at Wyoming. Individually, junior Carl Richard owns an 8.4 rpg average, which is the best mark in the MVC so far this season.

Printy Moving Up Indiana State 3-Point List

Indiana State junior Jordan Printy currently has 113 career 3-pointers and needs just two more to tie David Moss' 115 which is 10th on the ISU all-time list. Printy is one of just 14 Sycamores in the history of the program to hit at least 100 3-point field goals in a career. His march up the record book is currently on hold as Printy has missed action in each of the last two contests with an ankle injury.

Home, Sweet Home!

After opening the season with seven of their first eight games on the road, the Sycamores return home for the first time since hosting Buffalo on November 27 when they host DePaul and Oakland City this week. The last time the Sycamores opened the season with 7-of-8 away from Hulman Center was in the 1993-94 campaign when the Trees opened the year with a 1-7 mark, winning its lone home contest during that stretch against Ball State. Additionally, the Sycamores have played only three of its first eight games inside the state of Indiana (one home game, at Ball State, at Notre Dame). This year's Sycamore team is one of just four Missouri Valley Conference squads all-time to play at least six of their first eight games away from home (the others are 1993-94 Indiana State; 2010-11 Drake and 1998-99 Northern Iowa).

Isiah Martin Ranks Highly For Career Blocked Shots

Indiana State junior Isiah Martin now has 117 blocked shots in his career following his posting of one against Wyoming. His current total of 117 blocks ranks third all-time in the history of the program as he recently passed Nate Green for third (109). The Indiana State school record is 168, set by DeCarsta Webster from 1975-78. Martin needs 10 more to catch Djibril Kante who for second place with 127. For the season, Martin is averaging 1.6 blocked shots per game and is one of two Sycamores to rank in the Valley's Top 5. Myles Walker's 1.7 blocks per game average is second while Martin's 1.3 is fifth. As a team, Indiana State is averaging 5.5 blocked shots per game which is the best in the league. ISU had a season-high seven rejections against Buffalo.

National Polls

Associated Press -- Top 25 (December 6, 2010)

Team	Record	Points
1 Duke (65)	8-0	1,625
2 Ohio State	6-0	1,534
3 Pittsburgh	9-0	1,494
4 Kansas	7-0	1,403
5 Kansas State	7-1	1,291
6 Connecticut	7-0	1,285
7 Michigan State	6-2	1,168
8 Syracuse	8-0	1,126
9 Georgetown	8-0	1,011
10 Baylor	6-0	990
11 Tennessee	6-0	914
12 Villanova	6-1	870
13 Memphis	7-0	802
14 San Diego State	8-0	759
15 Missouri	6-1	726
16 Illinois	8-1	715
17 Kentucky	5-2	557
18 Brigham Young	8-0	515
19 Purdue	7-1	432
20 UNLV	8-0	426
21 Washington	5-2	302
22 Minnesota	7-1	294
23 Notre Dame	8-0	291
24 Louisville	6-0	162
25 Texas	6-2	146

Others receiving votes: Florida 72, Vanderbilt 52, North Carolina 43, Arizona 38, UCF 28, Cleveland State 13, Texas A&M 9, Gonzaga 9, Cincinnati 6, Northwestern 6, Saint Mary's 5, Temple 3, **Wichita State 3**.

Coaches Poll -- Top 25 (December 6, 2010)

Team	Record	Points
1 Duke (31)	8-0	775
2 Ohio State	6-0	734
3 Pittsburgh	9-0	715
4 Kansas	7-0	685
5 Kansas State	7-1	589
6 Connecticut	7-0	587
7 Syracuse	8-0	581
8 Michigan State	6-2	558
9 Baylor	6-0	487
10 Georgetown	8-0	481
11 Missouri	6-1	417
12 Villanova	6-1	396
13 Tennessee	6-0	376
14 Memphis	7-0	332
15 San Diego State	8-0	315
16 Kentucky	5-2	284
17 Illinois	8-1	280
18 Purdue	7-1	259
19 UNLV	8-0	233
20 Minnesota	7-1	222
21 Brigham Young	8-0	162
22 Washington	5-2	151
23 Notre Dame	8-0	109
24 Florida	6-2	92
25 Texas	6-2	85

Others receiving votes: Louisville 37, West Virginia 27, Vanderbilt 20, North Carolina 14, Wisconsin 12, Northwestern 9, Arizona 9, Cleveland State 7, New Mexico 7, Temple 7, Texas A&M 5, Gonzaga 5, UCF 4, Richmond 3, **Wichita State 2**, Virginia Tech 1, Washington State 1.

2010-11 Opponents in Bold

ISU By The Numbers

Team Highs

Points.....	74, twice (Last 11/20/10)
Field Goals Made.....	27, twice (Last 11/30/10)
Field Goal Att.....	61, at Notre Dame (11/30/10)
Field Goal Pct.	50.0 %, vs. UTPA (11/12/10)
3 Point Field Goals.....	12, at Loyola-Chicago (11/13/10)
3 Point Field Goal Att... 26, at Loyola-Chicago (11/13/10)	
3 Point Pct.	50 %, vs. UTPA (11/12/10)
Free Throws Made	19, at Oral Roberts (11/20/10)
Free Throws Att.	26, twice (Last 11/20/10)
Free Throw Pct.....	77.8 %, at Notre Dame (11/30/10)
Rebounds.....	40, three times (Last 12/04/10)
Assists.....	16, at Loyola-Chicago (11/13/10)
Steals	10, vs. Buffalo (11/27/10)
Blocked Shots.....	7, vs. Buffalo (11/27/10)
Turnovers	26, at Ball State (11/17/10)
Fouls	27, at Ball State (11/17/10)

Player Highs

Points.....	22, Dwayne Lathan, at Notre Dame (11/30/10)
Field Goals Made.....	9, twice (Last 11/20/10)
Field Goal Att.....	16, Dwayne Lathan vs. ND (11/30/10)
3 Point Field Goals.....	5, Jordan Printy at LUC (11/13/10)
3 Point Field Goal Att. 9, Jordan Printy at LUC (11/13/10)	
Free Throws Made	7, three times (Last 12/04/10)
Free Throws Att.	9, twice (Last 12/04/10)
Rebounds.....	13, Carl Richard vs. UTPA (11/12/10)
Assists.....	5, four times (Last 11/14/10)
Steals	3, three times (Last 11/30/10)
Blocked Shots.....	4, Myles Walker vs. ECU (11/14/10)
Turnovers	7, Jake Kelly at Ball State (11/17/10)

20+ Point Scoring Games

Dwayne Lathan	2 (Last at ND 11/30/10)
---------------------	-------------------------

Double Digit Scoring Games

Jake Kelly	7 (Last at Wyoming 12/04/10)
Dwayne Lathan	5 (Last at Wyoming 12/04/10)
Carl Richard	4 (Last at ND 11/30/10)
Myles Walker.....	2 (Last at ND 11/30/10)
Jake Odum	2 (Last vs. Buffalo 11/27/10)
Jordan Printy.....	2 (Last at LUC 11/13/10)
Koang Doluony.....	1 (Last vs. UTPA 11/12/10)

Double Digit Rebounding Games

Carl Richard	3 (Last vs. Buffalo 11/27/10)
Myles Walker.....	1 (Last vs. ECU 11/14/10)

Double-Double Games

Carl Richard	1 (Last at BSU 11/17/10)
--------------------	--------------------------

Weekly MVC Player Awards

Jake Kelly & Dwayne Lathan In Top 10 Valley Scoring

Indiana State's Dwayne Lathan currently is leading the team with a 13.5 ppg average, which is good enough for seventh-best in the league. Right behind Lathan is Jake Kelly, who has posted 12.8 ppg so far this season and is ranked in ninth in the MVC statistical rankings.

King Of The Four-Point Play

Indiana State senior Aaron Carter has become known as the "King of the 4-Point Play" in the Sycamores circles. For the most part, converting a 4-point play is extremely rare, but for Carter it is becoming old hat. Carter converted a 4-point play, defined as being fouled in the act of shooting a successful 3-point field goal and then converting the free throw, six times in his Sycamore career. Carter posted a pair as a sophomore and had four last year, including one with 3:42 to play in the first half against Drake this past week. Carter converted two in one game earlier this season at Missouri State as part of a 24-point second half comeback for Indiana State.

Sycamores Sign Devonte Brown & Justin Gant

Indiana State basketball head coach Greg Lansing landed two in his first official recruiting class during the Early Signing Period as Devonte Brown & Justin Gant inked a national letters of intent and will join the Sycamore program next season as incoming freshmen.

Brown is a native of Killeen, Texas where he is a senior guard for Killeen Ellison High School. He is 6-3, 185 and averaged 15 points, seven rebounds, four steals and three assists per game at Ellison during his junior season, one year after he earned a starting role for the Screaming Eagles. Brown played shooting guard for 22-11 Ellison last season, leading it to the Texas 5-A playoffs as Killeen's best team in that class. Brown will switch and play point guard during his senior season at Ellison.

Gant is a 6-8, 210 power forward who has been a three-year starter for head coach Todd Woelfle at Terre Haute North Vigo High School. Gant was third in the Metropolitan Interscholastic Conference in scoring, averaging 17 points per game for the 17-7 Patriots. Gant averaged 17 on a team that scored 50 points per game, one of the best percentages among MIC leaders as far as percentage of points he provided for his team. He also averaged 8 rebounds per game. He played AAU basketball for the Spiece Select 2011 team. Gant averaged 16 points and 10 rebounds per game for Spiece. He also played for the Indiana Elite team between his sophomore and junior seasons at North.

Sycamores Return To Postseason In 2010

Indiana State made its first appearance in the postseason by accepting an invitation last year to the College Basketball Invitational (CBI) by traveling to Saint Louis since participating in the 2001 NCAA Tournament when the Sycamores downed No. 4 seeded Oklahoma in the first round by the score of 70-68 (OT). ISU is 38-20 all-time in postseason play. The Sycamores won the 1950 NAIB National Championship, downing Delta State, Arkansas State, Baldwin-Wallace, Tampa and East Central Oklahoma. The Sycamores have appeared in the 1942 & 1943 National Intercollegiate Tournament, the 1946, 1948, 1949 & 1950 NAIB National Tournament, the 1952, 1953, 1954, 1959, 1962 & 1963 NAIA National Tournament; the 1966, 1967 & 1968 NCAA College Division Tournament; the 1977 & 1978 National Invitation Tournament; and the 1979 & 2001 NCAA Division I Basketball Championship. ISU made a run to the 1979 NCAA Final Four behind the star power of Sycamore legend Larry Bird, falling in the national championship contest to Michigan State, 75-64 in a game that is still the highest rated television basketball broadcast of all-time.

Up Next

Indiana State returns home to face off against Oakland City at Hulman Center on Sunday, December 12. Tipoff is slated for 3:35 p.m. (ET) after the completion of the women's contest against USC-Upstate. The game is "Howl In The Hulman Center Day" as there will be several opportunities throughout the doubleheader to support The Terre Haute Humane Society.

Record Breakdown

Overall.....	3-5
MVC.....	0-0
Non-Conference.....	3-5
Vs. Ranked Opponent.....	0-1
At Hulman Center.....	1-0
On The Road.....	1-4
At Neutral Court.....	1-1
Leading At Half.....	3-0
Trailing At Half.....	0-4
Tied At Half.....	0-1
In Overtime.....	0-1
No Players In Double Figures.....	0-0
1 Player in Double Figures.....	0-1
2 Players in Double Figures.....	1-1
3 Players in Double Figures.....	1-1
4 Players in Double Figures.....	1-2
5 Players In Double Figures.....	0-0
Starters Outscore Opp. Starters.....	2-0
Opp. Starters Outscore Starters.....	1-5
Bench Outscores Opp. Bench.....	3-2
Opp. Bench Outscores Bench.....	0-2
Shooting 50% or better.....	1-0
Opp. Shoots 50% or better.....	0-4
Shooting Between 40-49%.....	2-3
Opp. Shoots Between 40-49%.....	1-1
Shooting Below 40%.....	0-2
Opponent Shoots Below 40%.....	1-0
Shooting Better Than Opp.....	3-0
Opp. Shooting Better Than ISU.....	0-5
Make More FT Than Opp.....	0-0
Makes Less FT Than Opp.....	3-5
Outrebounding Opponent.....	2-3
Opponent Outrebounds ISU.....	1-2
More Points In Paint.....	3-4
Opp. Gets More Points In Paint.....	0-1
Scoring More 2nd Chance Points.....	0-4
Opp. Scores More 2nd Chance Pts.....	3-1
Wearing White Uniforms.....	1-1
Wearing Blue Uniforms.....	2-4
Wearing "Throwback" Uniforms.....	0-0
On Live Television.....	1-3
In November.....	3-4
In December.....	0-1
In January.....	0-0
In February.....	0-0
In March.....	0-0
During The Day.....	1-1
At Night.....	2-4
On Sunday.....	0-1
On Monday.....	0-0
On Tuesday.....	0-1
On Wednesday.....	0-1
On Thursday.....	0-0
On Friday.....	1-0
On Saturday.....	2-2
Margin Of 1-5 Pts.....	2-1
Margin Of 6-10 Pts.....	0-1
Margin of 11-15 Pts.....	0-2
Margin of 16-20 Pts.....	0-0
Margin of 21 Or More.....	1-1
Having A 20-Pt Scorer.....	1-1
Having A 30-Pt Scorer.....	0-0
Scoring 59 Points Or less.....	1-2
Scoring 60-69 Points.....	1-1
Scoring 70-79 Points.....	1-2
Scoring 80-89 Points.....	0-0
Scoring 90-99 Points.....	0-0
Scoring 100 or More Points.....	0-0
Allowing 59 Points Or less.....	2-0
Allowing 60-69 Points.....	1-1
Allowing 70-79 Points.....	0-1
Allowing 80-89 Points.....	0-3
Allowing 90-99 Points.....	0-0
Allowing 100 or More Points.....	0-0

The Last Time ...

A TEAM SCORED 100 POINTS

ISU: December 1, 1994 vs. Eckerd (106)
Opp: January 16, 1997 vs. Illinois State (101)

A TEAM SCORED 90 POINTS

ISU: January 19, 2010 at Missouri State (92)
Opp: January 19, 2010 at Missouri State (99)

A TEAM SCORED FEWER THAN 50 POINTS

ISU: January 16, 2010 at Northern Iowa (40)
Opp: November 12, 2010 vs. Texas-Pan American (46)

A TEAM HAD FOUR PLAYERS IN DOUBLE FIGURES

ISU: November 30, 2010 at Notre Dame (Carl Richard, Myles Walker, Jake Kelly, Dwayne Lathan)
Opp: November 20, 2010 at Oral Roberts (Steven Roundtree, Dominique Morrison, Warren Niles, Hunter McClintock)

A TEAM HAD FIVE PLAYERS IN DOUBLE FIGURES

ISU: January 19, 2010 at Missouri State (Harry Marshall, Carl Richard, Jordan Printy, Aaron Carter, Rashad Reed)
Opp: December 4, 2010 at Wyoming (Amath M'Baye, Djibril Thiam, JayDee Luster, Desmar Jackson, Afam Muojeke)

A TEAM HAD SIX PLAYERS IN DOUBLE FIGURES

ISU: January 10, 2009 vs. Illinois State (Jordan Printy, Carl Richard, Harry Marshall, Rashad Reed, Aaron Carter, Jay Tunnell)
Opp: January 19, 2010 at Missouri state (Jermaine Mallett, Caleb Patterson, Will Creekmore, Kyle Weems, Keith Pickens, Nafis Ricks)

A TEAM HAD TWO PLAYERS WITH 20 POINTS OR MORE

ISU: January 19, 2010 at Missouri State (Harry Marshall & Carl Richard)
Opp: January 6, 2010 at Bradley (Andrew Warren and Sam Maniscalco)

A TEAM MADE 35 OR MORE FIELD GOALS

ISU: December 19, 1996 vs. Middle Tennessee State (36)
Opp: January 21, 2006 vs. Bradley (35)

A TEAM HAD 75 FIELD GOAL ATTEMPTS

ISU: December 27, 1996 vs. Middle Tennessee State (75)
Opp: February 21, 1996 vs. Southern Illinois (83)

A TEAM SHOT 55 PERCENT FROM THE FIELD

ISU: November 17, 2009 vs. Milwaukee (.577)
Opp: January 13, 2009 vs. Wichita State (.580)

A TEAM SHOT 65 PERCENT FROM THE FIELD

ISU: February 1, 1992 vs. Drake
Opp: NA

A TEAM MADE 10 3-POINT FIELD GOALS

ISU: November 13, 2010 at Loyola-Chicago (12)
Opp: November 13, 2010 at Loyola-Chicago (11)

A TEAM FAILED TO MAKE A 3-POINT FIELD GOAL

ISU: December 20, 2008 vs. DePaul (0-10)
Opp: November 16, 2009 at LSU (0-15)

A TEAM MADE 30 FREE THROWS

ISU: December 22, 2005 vs. Illinois State (33-of-43)
Opp: February 27, 2008 vs. Northern Iowa (31-of-39)

A TEAM RECORDED 25 ASSISTS

ISU: January 4, 2003 vs. Evansville (25)
Opp: January 21, 2006 vs. Bradley (26)

A TEAM HAD LESS THAN 10 ASSISTS IN A GAME

ISU: December 4, 2010 at Wyoming (6)
Opp: November 20, 2010 at Oral Roberts (9)

A TEAM HAD 15 STEALS

ISU: December 19, 1999 vs. Murray State (19)
Opp: December 4, 2010 at Wyoming (16)

A TEAM BLOCKED 10 SHOTS

ISU: January 4, 2009 vs. Evansville (11)
Opp: December 6, 2008 at Louisville (16)

A TEAM RECORDED 40 REBOUNDS

ISU: December 4, 2010 at Wyoming (40)
Opp: March 5, 2010 vs. Illinois State (43)

A TEAM HAD 50 REBOUNDS

ISU: February 13, 1997 vs. Missouri State (54)
Opp: November 16, 2009 at LSU (50)

A TEAM HAD 20 OR MORE FOULS

ISU: December 4, 2010 at Wyoming (21)
Opp: December 4, 2010 at Wyoming (22)

A TEAM HAD 20 OR MORE TURNOVERS

ISU: December 4, 2010 at Wyoming (22)
Opp: November 27, 2010 vs. Buffalo (20)

A TEAM HAD FIVE OF FEWER TURNOVERS

ISU: February 13, 2010 vs. Drake (3)
Opp: February 20, 2010 at Green Bay (5)

A PLAYER SCORED 40 POINTS

ISU: Nate Green (45), Dec. 19, 1999 vs. Eastern Illinois
Opp: NA

A PLAYER SCORED 30 POINTS

ISU: Marico Stinson (37), Dec. 30, 2006 vs. Drake
Opp: Osiris Eldridge (34), Feb. 16, 2008 vs. Illinois State

A PLAYER GRABBED 15 REBOUNDS

ISU: Matt Renn (15), Feb. 26, 2001 vs. Southern Illinois
Opp: Jerome Tillman (16), Dec. 8, 2008 vs. Ohio

A PLAYER RECORDED A DOUBLE-DOUBLE

ISU: Carl Richard (19/10), November 17, 2010 at Ball State
Opp: Steven Roundtree (18/13) & Dominique Morrison (13/13), November 20, 2010 at Oral Roberts

A PLAYER RECORDED A TRIPLE DOUBLE

ISU: Larry Bird (33/10/10), Feb. 20, 1979 vs. Drake
Opp: N/A

A PLAYER MADE FIVE THREE-POINTERS

ISU: Jordan Printy (5), Nov. 13, 2010 vs. Loyola-Chicago
Opp: Adam Leonard (5), Feb. 27, 2010 vs. Missouri State

A PLAYER MADE SIX THREE-POINTERS

ISU: Jordan Printy (6), January 19, 2010 vs. Missouri State
Opp: N/A

A PLAYER MADE 10 FREE THROWS

ISU: Harry Marshall (11), Jan. 13, 2009 vs. Wichita State
Opp: Steven Roundtree (10), November 20, 2010 at Oral Roberts

A PLAYER ATTEMPTED 15 FREE THROWS

ISU: Harry Marshall (19), Jan. 12, 2008 vs. SIU
Opp: Steven Roundtree (19), November 20, 2010 at Oral Roberts

A PLAYER RECORDED 10 ASSISTS

ISU: Michael Menser (11), Jan. 14, 2001 vs. Wichita St.
Opp: Vince Greene (10), Jan. 19, 2005 vs. Illinois State

Missouri Valley Conference

Preseason Poll

1. Wichita State (33)	382
2. Missouri State (1).....	313
3. UNI (3)	289
4. Creighton.....	282
5. Bradley (2).....	284
6. Illinois State.....	165
7. Indiana State.....	136
8. Drake	121
9. Southern Illinois	120
10. Evansville.....	73

Standings

School	Conference			Overall		
	W	L	PCT.	W	L	PCT.
Illinois State	0	0	.000	6	2	.750
Missouri State	0	0	.000	6	2	.750
Wichita State	0	0	.000	5	2	.714
Northern Iowa	0	0	.000	4	2	.667
Bradley	0	0	.000	4	4	.500
Creighton	0	0	.000	4	4	.500
Southern Illinois	0	0	.000	4	4	.500
Evansville	0	0	.000	3	3	.500
Indiana State	0	0	.000	3	5	.375
Drake	0	0	.000	2	4	.333

Schedule & Results

December 4	
UNI at TCU	UNI, 64-60
Southern Illinois at Chicago State	SIU, 75-61
Indiana State at Wyoming	WYOMING, 81-51
Utah at Bradley	Utah, 68-60
Montana State at Illinois State.....	ILS, 62-56
Central Arkansas at Missouri State.....	MSU, 101-61
Wichita State at San Diego State	SDSU, 83-69

December 5	
Creighton at Nebraska.....	NEBRASKA, 59-54
Evansville at Air Force	AFA, 57-56

December 7	
UNI at Iowa.....	8:05 p.m.

December 8	
UNC at Evansville.....	7:05 p.m.
Drake at Eastern Michigan	8:00 p.m.
DePaul at Indiana State	8:05 p.m.
Ohio at Illinois State.....	8:05 p.m.
Southeast Missouri State at Southern Illinois	8:05 p.m.
Bradley at Duke	9:00 p.m.

December 10	
Nicholls State at Wichita State	8:05 p.m.

December 11	
Southern Illinois at Western Kentucky.....	2:00 p.m.
Missouri State at Oklahoma State	8:00 p.m.
Morehead State at Northern Iowa	8:00 p.m.
St. Joseph's at Creighton	8:05 p.m.
Illinois Chicago at Illinois State.....	8:05 p.m.
Maryland-Eastern Shore at Evansville.....	8:05 p.m.

December 12	
Boise State at Drake.....	3:05 p.m.
Oakland City at Indiana State	3:35 p.m.

All Times Eastern


The Last Time Out ...

LARAMIE, Wyo. - In the second annual game of the Mountain West/Missouri Valley Conference Challenge Series, the Indiana State Sycamores (3-5) fell behind early and were never able to get back into the game with Wyoming (3-5). The Sycamores would fall 81-51 to a very tough Cowboy team.

The first half started strong for the Sycamores with Jake Kelly leading the way scoring eight of the opening 10 points. Kelly would finish with 15. The Sycamores began to run cold however, and the Cowboys found their rhythm, going on a 24-5 run. Wyoming took a 12-point lead in the locker room at halftime.

The Sycamores' shooting woes only would get worse, however, with the Sycamores shooting 20% from the field in the second half. Turning the ball over was also a problem for the Sycamores, and the Cowboys were able to score 32 points off 22 Sycamore turnovers. Five Cowboys led Wyoming with double-figure scoring.


Dwayne Lathan led the Sycamores with 18 points while Myles Walker contributed nine rebounds.



Official Basketball Box Score -- Game Totals -- Final Statistics

Indiana State vs Wyoming Cowboys

12-4-10 5:02 P.M. at Laramie, Wyo. (Arena-Auditorium)



Indiana State 51 • 3-5

		Total	3-Ptr	Rebounds																																																																																																																																																																																																																																																																																																																																																																															
		FG-FGA	FG-FGA	FT-FTA	Off	Def	Tot	PF	TP	A	TO	Blk	Stl	Min																																																																																																																																																																																																																																																																																																																																																																					
##	Player																																																																																																																																																																																																																																																																																																																																																																																		
34	Walker, Myles	c 3-9	0-0	0-1	5	4	9	4	6	0	2	1	0	26																																																																																																																																																																																																																																																																																																																																																																					
03	Kelly, Jake	g 4-11	0-4	7-9	2	3	5	1	15	1	4	0	0	32																																																																																																																																																																																																																																																																																																																																																																					
13	Odum, Jake	g 0-1	0-0	2-2	0	3	3	1	2	3	1	0	1	25																																																																																																																																																																																																																																																																																																																																																																					
15	Richard, Carl	g 2-5	0-0	1-2	3	2	5	4	5	1	4	0	0	26																																																																																																																																																																																																																																																																																																																																																																					
20	Lathan, Dwayne	g 5-11	3-6	5-7	2	3	5	1	18	0	4	0	0	31																																																																																																																																																																																																																																																																																																																																																																					
01	Doluony, Koang	0-1	0-0	0-0	1	0	1	1	0	1	1	1	0	11																																																																																																																																																																																																																																																																																																																																																																					
02	Eitel, Lucas	0-1	0-0	0-0	1	0	1	0	0	0	1	0	0	11																																																																																																																																																																																																																																																																																																																																																																					
10	Eitel, Logan	0-0	0-0	0-0	0	1	1	0	0	0	1	0	0	3																																																																																																																																																																																																																																																																																																																																																																					
21	Martin, Isiah	0-2	0-0	1-2	0	1	1	1	1	0	2	1	0	8																																																																																																																																																																																																																																																																																																																																																																					
25	McWhorter, Steve	0-2	0-1	0-0	0	0	0	1	0	0	0	0	0	7																																																																																																																																																																																																																																																																																																																																																																					
31	Mahurin, RJ	1-3	0-0	0-0	0	1	1	4	2	0	1	0	0	6																																																																																																																																																																																																																																																																																																																																																																					
32	Carter, Aaron	0-5	0-3	2-2	3	0	3	2	2	0	1	0	0	14																																																																																																																																																																																																																																																																																																																																																																					
Team					3	2	5																																																																																																																																																																																																																																																																																																																																																																												
Totals		15-51	3-15	18-25	20	20	40	21	51	6	22	3	1	200																																																																																																																																																																																																																																																																																																																																																																					
FG % 1st Half: 9-25		36.0%	2nd half: 6-26	23.1%	Game: 15-51		29.4%	Deadball																																																																																																																																																																																																																																																																																																																																																																											
3FG % 1st Half: 1-5		20.0%	2nd half: 2-10	20.0%	Game: 3-15		20.0%	Rebounds																																																																																																																																																																																																																																																																																																																																																																											
FT % 1st Half: 9-13		69.2%	2nd half: 9-12	75.0%	Game: 18-25		72.0%	4																																																																																																																																																																																																																																																																																																																																																																											
<div> <div>Wyoming Cowboys 81 • 3-5</div> <table> <tr> <th colspan="2"></th> <th>Total</th> <th>3-Ptr</th> <th colspan="3">Rebounds</th> <th colspan="2"></th> <th colspan="5"></th> </tr> <tr> <th colspan="2"></th> <th>FG-FGA</th> <th>FG-FGA</th> <th>FT-FTA</th> <th>Off</th> <th>Def</th> <th>Tot</th> <th>PF</th> <th>TP</th> <th>A</th> <th>TO</th> <th>Blk</th> <th>Stl</th> <th>Min</th> </tr> <tr> <th>##</th> <th>Player</th> <th></th> <th></th> <th></th> <th></th> <th></th> <th></th> <th></th> <th></th> <th></th> <th></th> <th></th> <th></th> <th></th> </tr> <tr> <td>22</td> <td>M'BAYE, Amath</td> <td>f 4-10</td> <td>0-2</td> <td>4-7</td> <td>2</td> <td>2</td> <td>4</td> <td>3</td> <td>12</td> <td>0</td> <td>0</td> <td>1</td> <td>2</td> <td>31</td> </tr> <tr> <td>23</td> <td>THIAM, Djibril</td> <td>c 3-6</td> <td>0-0</td> <td>4-5</td> <td>2</td> <td>3</td> <td>5</td> <td>3</td> <td>10</td> <td>0</td> <td>2</td> <td>3</td> <td>0</td> <td>30</td> </tr> <tr> <td>01</td> <td>LUSTER, JayDee</td> <td>g 4-10</td> <td>1-5</td> <td>6-6</td> <td>0</td> <td>1</td> <td>1</td> <td>3</td> <td>15</td> <td>3</td> <td>0</td> <td>0</td> <td>2</td> <td>33</td> </tr> <tr> <td>03</td> <td>JACKSON, Desmar</td> <td>g 6-12</td> <td>1-4</td> <td>4-4</td> <td>0</td> <td>2</td> <td>2</td> <td>1</td> <td>17</td> <td>2</td> <td>3</td> <td>1</td> <td>5</td> <td>26</td> </tr> <tr> <td>04</td> <td>CRUZ, Francisco</td> <td>g 1-3</td> <td>1-1</td> <td>0-0</td> <td>1</td> <td>0</td> <td>1</td> <td>3</td> <td>3</td> <td>0</td> <td>1</td> <td>0</td> <td>1</td> <td>17</td> </tr> <tr> <td>00</td> <td>GIBSON, Brian</td> <td>3-3</td> <td>0-0</td> <td>1-2</td> <td>2</td> <td>3</td> <td>5</td> <td>3</td> <td>7</td> <td>0</td> <td>0</td> <td>0</td> <td>1</td> <td>13</td> </tr> <tr> <td>02</td> <td>BOUEDO, Arthur</td> <td>1-1</td> <td>0-0</td> <td>2-4</td> <td>1</td> <td>4</td> <td>5</td> <td>1</td> <td>4</td> <td>4</td> <td>2</td> <td>0</td> <td>3</td> <td>21</td> </tr> <tr> <td>11</td> <td>MUOJEKE, Afam</td> <td>4-6</td> <td>2-3</td> <td>0-0</td> <td>2</td> <td>0</td> <td>2</td> <td>3</td> <td>10</td> <td>1</td> <td>0</td> <td>0</td> <td>2</td> <td>17</td> </tr> <tr> <td>21</td> <td>HUDSON, Joe</td> <td>1-1</td> <td>1-1</td> <td>0-0</td> <td>0</td> <td>0</td> <td>0</td> <td>1</td> <td>3</td> <td>0</td> <td>0</td> <td>0</td> <td>0</td> <td>3</td> </tr> <tr> <td>35</td> <td>HARRISON, Daylen</td> <td>0-2</td> <td>0-2</td> <td>0-0</td> <td>0</td> <td>1</td> <td>1</td> <td>1</td> <td>0</td> <td>1</td> <td>0</td> <td>0</td> <td>0</td> <td>9</td> </tr> <tr> <td colspan="2">Team</td> <td colspan="2"></td> <td></td> <td>1</td> <td>3</td> <td>4</td> <td colspan="7"></td> </tr> <tr> <td colspan="2">Totals</td> <td>27-54</td> <td>6-18</td> <td>21-28</td> <td>11</td> <td>19</td> <td>30</td> <td>22</td> <td>81</td> <td>11</td> <td>8</td> <td>5</td> <td>16</td> <td>200</td> </tr> <tr> <td colspan="2">FG % 1st Half: 15-29</td> <td>51.7%</td> <td>2nd half: 12-25</td> <td>48.0%</td> <td colspan="2">Game: 27-54</td> <td>50.0%</td> <td colspan="7">Deadball</td> </tr> <tr> <td colspan="2">3FG % 1st Half: 2-8</td> <td>25.0%</td> <td>2nd half: 4-10</td> <td>40.0%</td> <td colspan="2">Game: 6-18</td> <td>33.3%</td> <td colspan="7">Rebounds</td> </tr> <tr> <td colspan="2">FT % 1st Half: 8-12</td> <td>66.7%</td> <td>2nd half: 13-16</td> <td>81.3%</td> <td colspan="2" rowspan="5">Game: 21-28</td> <td>75.0%</td> <td colspan="7" rowspan="12">3</td> </tr> <tr> <td colspan="14"> <div> <div>Officials: Scott Thornley, Kelly Self and Dan Chrisman</div> <div>Technical fouls: Indiana State-None. Wyoming Cowboys-M'BAYE, Amath.</div> <div>Attendance: 4230</div> </div> </td> </tr> <tr> <td colspan="14"> <div> <div>Score by periods</div> <table> <tr> <th></th> <th>1st</th> <th>2nd</th> <th>Total</th> <th></th> <th></th> <th></th> <th></th> <th></th> <th></th> <th></th> <th></th> <th></th> <th></th> <th></th> </tr> <tr> <td>Indiana State</td> <td>28</td> <td>23</td> <td>51</td> <td></td> <td></td> <td></td> <td></td> <td></td> <td></td> <td></td> <td></td> <td></td> <td></td> <td></td> </tr> <tr> <td>Wyoming Cowboys</td> <td>40</td> <td>41</td> <td>81</td> <td></td> <td></td> <td></td> <td></td> <td></td> <td></td> <td></td> <td></td> <td></td> <td></td> <td></td> </tr> </table> </div> </td> </tr> <tr> <td colspan="14"> <div> <div>Last FG - INS 2nd-06:06, WY 2nd-00:29.</div> <div>Largest lead - INS by 6 1st-15:24, WY by 30 2nd-00:29.</div> <div>Score tied - 2 times.</div> <div>Lead changed - 3 times.</div> </div> </td> </tr> </table></div>																	Total	3-Ptr	Rebounds												FG-FGA	FG-FGA	FT-FTA	Off	Def	Tot	PF	TP	A	TO	Blk	Stl	Min	##	Player														22	M'BAYE, Amath	f 4-10	0-2	4-7	2	2	4	3	12	0	0	1	2	31	23	THIAM, Djibril	c 3-6	0-0	4-5	2	3	5	3	10	0	2	3	0	30	01	LUSTER, JayDee	g 4-10	1-5	6-6	0	1	1	3	15	3	0	0	2	33	03	JACKSON, Desmar	g 6-12	1-4	4-4	0	2	2	1	17	2	3	1	5	26	04	CRUZ, Francisco	g 1-3	1-1	0-0	1	0	1	3	3	0	1	0	1	17	00	GIBSON, Brian	3-3	0-0	1-2	2	3	5	3	7	0	0	0	1	13	02	BOUEDO, Arthur	1-1	0-0	2-4	1	4	5	1	4	4	2	0	3	21	11	MUOJEKE, Afam	4-6	2-3	0-0	2	0	2	3	10	1	0	0	2	17	21	HUDSON, Joe	1-1	1-1	0-0	0	0	0	1	3	0	0	0	0	3	35	HARRISON, Daylen	0-2	0-2	0-0	0	1	1	1	0	1	0	0	0	9	Team					1	3	4								Totals		27-54	6-18	21-28	11	19	30	22	81	11	8	5	16	200	FG % 1st Half: 15-29		51.7%	2nd half: 12-25	48.0%	Game: 27-54		50.0%	Deadball							3FG % 1st Half: 2-8		25.0%	2nd half: 4-10	40.0%	Game: 6-18		33.3%	Rebounds							FT % 1st Half: 8-12		66.7%	2nd half: 13-16	81.3%	Game: 21-28		75.0%	3							<div> <div>Officials: Scott Thornley, Kelly Self and Dan Chrisman</div> <div>Technical fouls: Indiana State-None. Wyoming Cowboys-M'BAYE, Amath.</div> <div>Attendance: 4230</div> </div>														<div> <div>Score by periods</div> <table> <tr> <th></th> <th>1st</th> <th>2nd</th> <th>Total</th> <th></th> <th></th> <th></th> <th></th> <th></th> <th></th> <th></th> <th></th> <th></th> <th></th> <th></th> </tr> <tr> <td>Indiana State</td> <td>28</td> <td>23</td> <td>51</td> <td></td> <td></td> <td></td> <td></td> <td></td> <td></td> <td></td> <td></td> <td></td> <td></td> <td></td> </tr> <tr> <td>Wyoming Cowboys</td> <td>40</td> <td>41</td> <td>81</td> <td></td> <td></td> <td></td> <td></td> <td></td> <td></td> <td></td> <td></td> <td></td> <td></td> <td></td> </tr> </table> </div>															1st	2nd	Total												Indiana State	28	23	51												Wyoming Cowboys	40	41	81												<div> <div>Last FG - INS 2nd-06:06, WY 2nd-00:29.</div> <div>Largest lead - INS by 6 1st-15:24, WY by 30 2nd-00:29.</div> <div>Score tied - 2 times.</div> <div>Lead changed - 3 times.</div> </div>														
		Total	3-Ptr	Rebounds																																																																																																																																																																																																																																																																																																																																																																															
		FG-FGA	FG-FGA	FT-FTA	Off	Def	Tot	PF	TP	A	TO	Blk	Stl	Min																																																																																																																																																																																																																																																																																																																																																																					
##	Player																																																																																																																																																																																																																																																																																																																																																																																		
22	M'BAYE, Amath	f 4-10	0-2	4-7	2	2	4	3	12	0	0	1	2	31																																																																																																																																																																																																																																																																																																																																																																					
23	THIAM, Djibril	c 3-6	0-0	4-5	2	3	5	3	10	0	2	3	0	30																																																																																																																																																																																																																																																																																																																																																																					
01	LUSTER, JayDee	g 4-10	1-5	6-6	0	1	1	3	15	3	0	0	2	33																																																																																																																																																																																																																																																																																																																																																																					
03	JACKSON, Desmar	g 6-12	1-4	4-4	0	2	2	1	17	2	3	1	5	26																																																																																																																																																																																																																																																																																																																																																																					
04	CRUZ, Francisco	g 1-3	1-1	0-0	1	0	1	3	3	0	1	0	1	17																																																																																																																																																																																																																																																																																																																																																																					
00	GIBSON, Brian	3-3	0-0	1-2	2	3	5	3	7	0	0	0	1	13																																																																																																																																																																																																																																																																																																																																																																					
02	BOUEDO, Arthur	1-1	0-0	2-4	1	4	5	1	4	4	2	0	3	21																																																																																																																																																																																																																																																																																																																																																																					
11	MUOJEKE, Afam	4-6	2-3	0-0	2	0	2	3	10	1	0	0	2	17																																																																																																																																																																																																																																																																																																																																																																					
21	HUDSON, Joe	1-1	1-1	0-0	0	0	0	1	3	0	0	0	0	3																																																																																																																																																																																																																																																																																																																																																																					
35	HARRISON, Daylen	0-2	0-2	0-0	0	1	1	1	0	1	0	0	0	9																																																																																																																																																																																																																																																																																																																																																																					
Team					1	3	4																																																																																																																																																																																																																																																																																																																																																																												
Totals		27-54	6-18	21-28	11	19	30	22	81	11	8	5	16	200																																																																																																																																																																																																																																																																																																																																																																					
FG % 1st Half: 15-29		51.7%	2nd half: 12-25	48.0%	Game: 27-54		50.0%	Deadball																																																																																																																																																																																																																																																																																																																																																																											
3FG % 1st Half: 2-8		25.0%	2nd half: 4-10	40.0%	Game: 6-18		33.3%	Rebounds																																																																																																																																																																																																																																																																																																																																																																											
FT % 1st Half: 8-12		66.7%	2nd half: 13-16	81.3%	Game: 21-28		75.0%	3																																																																																																																																																																																																																																																																																																																																																																											
<div> <div>Officials: Scott Thornley, Kelly Self and Dan Chrisman</div> <div>Technical fouls: Indiana State-None. Wyoming Cowboys-M'BAYE, Amath.</div> <div>Attendance: 4230</div> </div>																																																																																																																																																																																																																																																																																																																																																																																			
<div> <div>Score by periods</div> <table> <tr> <th></th> <th>1st</th> <th>2nd</th> <th>Total</th> <th></th> <th></th> <th></th> <th></th> <th></th> <th></th> <th></th> <th></th> <th></th> <th></th> <th></th> </tr> <tr> <td>Indiana State</td> <td>28</td> <td>23</td> <td>51</td> <td></td> <td></td> <td></td> <td></td> <td></td> <td></td> <td></td> <td></td> <td></td> <td></td> <td></td> </tr> <tr> <td>Wyoming Cowboys</td> <td>40</td> <td>41</td> <td>81</td> <td></td> <td></td> <td></td> <td></td> <td></td> <td></td> <td></td> <td></td> <td></td> <td></td> <td></td> </tr> </table> </div>																1st	2nd	Total												Indiana State	28	23	51												Wyoming Cowboys	40	41	81																																																																																																																																																																																																																																																																																																																																			
	1st	2nd	Total																																																																																																																																																																																																																																																																																																																																																																																
Indiana State	28	23	51																																																																																																																																																																																																																																																																																																																																																																																
Wyoming Cowboys	40	41	81																																																																																																																																																																																																																																																																																																																																																																																
<div> <div>Last FG - INS 2nd-06:06, WY 2nd-00:29.</div> <div>Largest lead - INS by 6 1st-15:24, WY by 30 2nd-00:29.</div> <div>Score tied - 2 times.</div> <div>Lead changed - 3 times.</div> </div>																																																																																																																																																																																																																																																																																																																																																																																			



Greg Lansing

Indiana State Head Basketball Coach First Season

Greg Lansing is in his first season as the head basketball coach at Indiana State. He previously spent eight seasons with the program as an assistant coach, including the last three as associate head coach.

In 2009-10 the Sycamores overcame a ton of adversity to still put together its best season in nearly a decade under the professional leadership of the ISU coaching staff. Despite having its full compliment of student-athletes for just 28 minutes of the rough and tumble Missouri Valley Conference slate, the Sycamores still recorded its first winning season since 2001 as they finished 17-15. ISU also finished the year with a 9-9 record in league play, bolstering the Sycamores to the league's No. 6 seed at the State Farm Missouri Valley Conference Tournament after finishing in a tie for fifth in the standings.

Starting guard Jake Kelly suffered a season ending knee injury with 12 minutes left in the conference opener at Southern Illinois and subsequently also lost Dwayne Lathan and Harry Marshall for extended periods over the course of the year.

Marshall led the MVC in scoring in league contests with a 16.0 ppg average. He was tabbed Second Team All-MVC and was named to the MVC's All-Defensive Team after turning in shutdown performances against most of the league's all-conference opposition. Running a well-rounded program, the Sycamores also had two representatives on the MVC's Scholar Athlete Team as both Jordan Printy and Aaron Carter took those plaudits.

The payoff for the Sycamores continued as ISU reached postseason play for the first since 2001 when they accepted a bid to the 2010 College Basketball Invitational, appearing in a road contest at Saint Louis.

With a keen attention to details that most coaches think of as an afterthought, the Sycamores concentrated on extreme efficiency on the court, finishing the year as the nation's second leading free throw shooting team. ISU's 76.9 percent mark at the line finished just behind NCAA qualifier BYU on the NCAA Division I list for the best free throw shooting teams in the country.

During this most recent stint with the Sycamore basketball program, Lansing has also been a key recruiter for many talented student-athletes. He helped bring a

The Lansing File:

PERSONAL

Birthdate: December 9, 1967

Birthplace: Ainsworth, Iowa

Hometown: Harlan, Iowa

Family: Wife (Angie)

EDUCATION

High School: Harlan Community, 1986

College: South Dakota, 1990 (B.S.)
South Dakota, 1992 (Masters)

PLAYING EXPERIENCE

High School: Harlan Community, 1982-86

College: South Dakota, 1986-90

COACHING EXPERIENCE

2010-Present: Head Coach, Indiana State

2006-10: Associate Head Coach, Indiana State

1999-06: Assistant Coach, Iowa

1995-99: Assistant Coach, Indiana State

1993-95: Head Coach, Roosevelt High School

1992-93: Assistant Coach, South Dakota

1990-92: Graduate Assistant, South Dakota

local flavor to the club with the additions of Jake Kelly, Logan & Lucas Eitel, RJ Mahurin and Jake Odum.

Lansing has also been a major reason for several all-conference accolades for numerous players, including Harry Marshall and Jay Tunnell, who took All-MVC honors following the 2008-09 campaign and Marshall again in 2009-10. In 2008-09, the Sycamores concluded the regular season by winning six of their final games, including a trio of road contests.

Lansing returned to Indiana State after a seven-year stint with the Iowa Hawkeyes. During Lansing's seven years as assistant coach at Iowa, the Hawkeyes went 135-92, received three NCAA Tournament invitations, three NIT appearances and won a pair of Big Ten tournament titles, the first of which came on four wins in four games making Iowa the first team in the Big Ten to accomplish such a feat. In 2005-06, Iowa earned a 25-9 record, the second-most wins in school history, the first undefeated (17-0) home record in the school's history and a No. 3 seed in the NCAA Tournament. Iowa earned seven All-Big Ten selections, 17 Academic All-Big Ten selections and four Academic All-Americans. Lansing coached four of the last five Big Ten rebounding champions, three straight conference leaders in blocked shots and, the league's 2005-06 defensive player of the year. Three of his student-athletes reached the NBA and two from the 2005-06 team were invited to NBA camps.

In Lansing's final two seasons of his first stint at Indiana State, the Sycamores posted back-to-back winning campaigns for the first time since 1979 and 1980. When the Sycamores posted a 16-11 record in 1998 it marked the first winning season for Indiana State since 1980. Indiana State advanced to the NCAA Tournament in both 2000 and 2001.

Prior to joining the staff at Indiana State, Lansing was the head basketball coach at Roosevelt High School in Des Moines, Iowa. Roosevelt had not had a winning season in 12 years before Lansing's initial season. The Roughriders went on to have back-to-back winning seasons under his direction.

Lansing earned a Bachelor of Science degree from the University of South

Dakota in 1990 and a master's degree in counseling from USD in 1992. As a member of the Coyote basketball team Lansing helped South Dakota reach the NCAA Division II Tournament during his junior and senior seasons, the first NCAA invitation for USD since 1954. He was twice named the South Dakota Defensive Player of the Year. Greg is currently ranked among the leaders in career assists at USD. Following his playing career, Lansing served as a graduate assistant coach at South Dakota for two seasons. In 1992-93 he was a full-time assistant.

Lansing earned all-state honors in three different sports at Harlan Community High School, graduating in 1986.

Greg's father, Dave Lansing, coached high school basketball for 33 years in Iowa. Dave Lansing was inducted into the Iowa High School Athletic Association Coaches Hall of Fame during the 1999 Iowa boys state basketball tournament.

Lansing's dad, his mother, Diane, his sister, Angela, and his nephew, Jordan, live in West Des Moines. His brother, Steve, is the head basketball coach at Faribault High School (Minn.), where he was named Regional Coach of the Year in 2004.

Lansing is married to the former Angie Menser, who is an Indiana State graduate and a former track and cross country academic All-American for the Sycamores. She currently serves as ISU's senior women's administrator and athletics business manager.



2010-11 Men's Basketball Statistics

THE STAT CREW SYSTEM

Indiana State Combined Team Statistics (as of Dec 05, 2010)

All games

RECORD:	OVERALL	HOME	AWAY	NEUTRAL
ALL GAMES	3-5	1-0	1-4	1-1
CONFERENCE	0-0	0-0	0-0	0-0
NON-CONFERENCE	3-5	1-0	1-4	1-1

#	Player	gp-gs	min	avg	Total		3-Point		F-Throw		Rebounds								a	to	blk	stl	pts	avg
					fg-fga	fg%	3fg-fga	3fg%	ft-fga	ft%	off	def	tot	avg	pf	dq								
20	Lathan, Dwayne	8-7	222	27.8	38-83	.458	11-24	.458	21-30	.700	13	22	35	4.4	22	0	15	29	1	4	108	13.5		
03	Kelly, Jake	8-8	251	31.4	32-73	.438	9-24	.375	29-36	.806	4	22	26	3.3	22	1	29	27	6	4	102	12.8		
15	Richard, Carl	8-8	257	32.1	33-71	.465	3-11	.273	13-15	.867	22	45	67	8.4	26	0	12	19	3	6	82	10.3		
34	Walker, Myles	8-8	195	24.4	27-62	.435	0-0	.000	9-21	.429	20	26	46	5.8	24	1	4	11	12	4	63	7.9		
24	Printy, Jordan	5-4	113	22.6	13-34	.382	12-28	.429	1-4	.250	0	3	3	0.6	13	0	4	4	0	1	39	7.8		
13	Odum, Jake	8-5	209	26.1	14-22	.636	3-5	.600	17-25	.680	2	20	22	2.8	17	1	19	13	4	10	48	6.0		
32	Carter, Aaron	8-0	119	14.9	6-30	.200	4-20	.200	6-7	.857	5	12	17	2.1	13	0	3	5	2	2	22	2.8		
01	Doluony, Koang	8-0	72	9.0	6-18	.333	4-14	.286	1-3	.333	6	3	9	1.1	11	1	3	4	3	3	17	2.1		
21	Martin, Isiah	8-0	63	7.9	4-17	.235	0-1	.000	8-11	.727	9	8	17	2.1	13	0	1	4	9	1	16	2.0		
31	Mahurin, RJ	8-0	48	6.0	6-14	.429	3-6	.500	0-1	.000	0	4	4	0.5	12	0	1	3	0	3	15	1.9		
25	McWhorter, Steve	8-0	36	4.5	1-6	.167	0-3	.000	1-2	.500	1	2	3	0.4	3	0	2	1	0	3	3	0.4		
02	Eitel, Lucas	6-0	33	5.5	1-2	.500	0-1	.000	0-0	.000	1	2	3	0.5	1	0	0	1	0	0	2	0.3		
10	Eitel, Logan	3-0	7	2.3	0-0	.000	0-0	.000	0-0	.000	0	1	1	0.3	0	0	1	1	0	0	0	0.0		
Team											22	12	34				1							
Total.....		8	1625		181-432	.419	49-137	.358	106-155	.684	105	182	287	35.9	177	4	94	123	40	41	517	64.6		
Opponents.....		8	1625		179-410	.437	48-132	.364	150-215	.698	86	177	263	32.9	154	4	94	99	23	54	556	69.5		

TEAM STATISTICS	INS	OPP
SCORING	517	556
Points per game	64.6	69.5
Scoring margin	-4.9	-
FIELD GOALS-ATT	181-432	179-410
Field goal pct	.419	.437
3 POINT FG-ATT	49-137	48-132
3-point FG pct	.358	.364
3-pt FG made per game	6.1	6.0
FREE THROWS-ATT	106-155	150-215
Free throw pct	.684	.698
F-Throws made per game	13.3	18.8
REBOUNDS	287	263
Rebounds per game	35.9	32.9
Rebounding margin	+3.0	-
ASSISTS	94	94
Assists per game	11.8	11.8
TURNOVERS	123	99
Turnovers per game	15.4	12.4
Turnover margin	-3.0	-
Assist/turnover ratio	0.8	0.9
STEALS	41	54
Steals per game	5.1	6.8
BLOCKS	40	23
Blocks per game	5.0	2.9
ATTENDANCE	3927	23784
Home games-Avg/Game	1-3927	5-4009
Neutral site-Avg/Game	-	2-1870

Date	Opponent		Score	Att.
11/12/10	vs Texas-Pan American	W	69-46	2112
11/13/10	at Loyola University Chicago	L	74-86	2023
11/14/10	vs Eastern Kentucky	Lot	59-64	1627
11/17/10	at Ball State	L	60-75	3819
11/20/10	at Oral Roberts	W	74-69	2893
11-27-10	BUFFALO	W	58-54	3927
11-30-10	at Notre Dame	L	72-81	7080
12-4-10	at Wyoming Cowboys	L	51-81	4230

* = Conference game

Score by Periods	1st	2nd	OT	Totals
Indiana State	237	273	7	517
Opponents	248	296	12	556

2010-11 Point-Rebounds-Assists



THE STAT CREW SYSTEM
 Indiana State Points-Rebounds-Assists (as of Dec 06, 2010)
All games



Opponent	Date	Score		01 DOLUONY,KO	02 EITEL,LUCA	03 KELLY,JAKE	10 EITEL,LOGA	13 ODUM,JAKE	15 RICHARD,CA	20 LATHAN,DWA
vs Texas-Pan American	11/12/10	69-46	w	11-3-1	0-0-0	10-4-5	0-0-1	4-4-3	7-13-1	4-4-0
at Loyola University Ch	11/13/10	74-86	L	1-0-0	DNP	15-2-5	DNP	9-1-1	11-9-3	6-1-5
vs Eastern Kentucky	11/14/10	59-64	L	3-1-0	0-1-0	9-2-5	0-0-0	1-3-0	9-9-1	16-6-1
at Ball State	11/17/10	60-75	L	0-2-1	0-0-0	10-5-4	DNP	7-3-1	19-10-4	12-1-2
at Oral Roberts	11/20/10	74-69	w	0-1-0	DNP	16-1-3	DNP	10-5-4	10-7-0	21-8-1
BUFFALO	11-27-10	58-54	w	0-0-0	0-0-0	10-2-2	DNP	10-1-3	7-10-1	9-9-4
at Notre Dame	11-30-10	72-81	L	2-1-0	2-1-0	17-5-4	DNP	5-2-4	14-4-1	22-1-2
at Wyoming Cowboys	12-4-10	51-81	L	0-1-1	0-1-0	15-5-1	0-1-0	2-3-3	5-5-1	18-5-0

Opponent	Date	Score		21 MARTIN,ISI	24 PRINTY,JOR	25 MCWHORTER,	31 MAHURIN,RJ	32 CARTER,AAR	34 WALKER,MYL
vs Texas-Pan American	11/12/10	69-46	w	2-0-0	11-0-1	0-2-0	8-1-0	5-2-2	7-5-0
at Loyola University Ch	11/13/10	74-86	L	0-1-0	15-2-1	0-1-0	2-0-0	3-4-0	12-5-1
vs Eastern Kentucky	11/14/10	59-64	L	0-0-1	7-0-1	0-0-0	0-0-0	5-0-0	9-10-0
at Ball State	11/17/10	60-75	L	6-5-0	0-0-1	0-0-0	0-0-0	0-2-0	6-5-0
at Oral Roberts	11/20/10	74-69	w	7-9-0	6-1-0	0-0-1	0-0-0	0-1-0	4-5-1
BUFFALO	11-27-10	58-54	w	0-0-0	DNP	3-0-1	3-0-1	7-2-0	9-7-0
at Notre Dame	11-30-10	72-81	L	0-1-0	DNP	0-0-0	0-2-0	0-3-1	10-0-2
at Wyoming Cowboys	12-4-10	51-81	L	1-1-0	DNP	0-0-0	2-1-0	2-3-0	6-9-0

#1 Koang Doluony



Koang Doluony

1

F ▶ 6-8 ▶ 195 ▶ So.-1L
Omaha, Neb. (Bryan HS)

3-pointers.

2010-11: Opened the season with an 11-point performance against UT-Pan American by hitting 4-of-6 shots from the field, including a trio of

2010-11 Game-By-Game Statistics



THE STAT CREW SYSTEM
Indiana State Individual Game-by-Game (as of Dec 07, 2010)
All games



#01 Doluony, Koang

Opponent	Date	gs	min	Total fg-fga	pct	3-Pointers 3fg-fga	pct	Free throws ft-fa	pct	off	def	tot	avg	pf	a	tio	blk	stl	pts	avg
vs Texas-Pan American	11/12/10	10	4-6	.667	3-4	.750	0-0	.000	2	1	3	3.0	5	1	0	0	2	11	11.0	
at Loyola University Chicago	11/13/10	9	0-1	.000	0-1	.000	1-2	.500	0	0	0	1.5	0	0	0	0	0	0	1	6.0
vs Eastern Kentucky	11/14/10	16	1-5	.200	1-5	.200	0-0	.000	0	1	1	1.3	4	0	1	0	1	1	3	5.0
at Ball State	11/17/10	6	0-1	.000	0-1	.000	0-0	.000	1	1	2	1.5	0	1	2	0	0	0	0	3.8
at Oral Roberts	11/20/10	5	0-0	.000	0-0	.000	0-0	.000	1	0	1	1.4	0	0	0	1	0	0	3.0	
BUFFALO	11-27-10	2	0-1	.000	0-1	.000	0-1	.000	0	0	0	1.2	0	0	0	0	0	0	0	2.5
at Notre Dame	11-30-10	13	1-3	.333	0-2	.000	0-0	.000	1	0	1	1.1	1	0	0	1	0	0	2	2.4
at Wyoming Cowboys	12-4-10	11	0-1	.000	0-0	.000	0-0	.000	1	0	1	1.1	1	1	1	1	0	0	2	2.1
Totals		0	72	6-18	.333	4-14	.286	1-3	.333	6	3	9	1.1	11	3	4	3	3	17	2.1

Games played: 8
Minutes/game: 9.0
Points/game: 2.1
FG Pct: .333
3FG Pct: .286
FT Pct: .333

Rebounds/game: 1.1
Assists/game: 0.4
Turnovers/game: 0.5
Assist/turnover ratio: 0.8
Steals/game: 0.4
Blocks/game: 0.4

Career Highs

Points 14, at Green Bay (02/20/10)
3-Pointers 3, vs. UT-Pan American (11/12/10)
Free Throws 2, four Times (Last 02/20/10)
Rebounds 6, five times (Last 02/20/10)
Assists 1, eight times (Last 12/04/10)
Blocks 2, twice (Last 02/24/10)
Steals 3, vs. Bradley (02/16/10)
Minutes 29, at Creighton (02/09/10)

Doluony, Koang

			Total		3-Point		F-Throws		Rebounds											Scoring	
Season	gp-gs	min/avg	fg-fga	pct	fg-fga	pct	ft-fa	pct	off	def	tot	avg	pf	fo	ast	to	blk	stl	pts	avg	
2009-10	31-3	405/13.1	43-107	.402	18-61	.295	13-16	.813	22	45	67	2.2	43	0	5	24	9	10	117	3.8	
2010-11	8-0	72/9.0	6-18	.333	4-14	.286	1-3	.333	6	3	9	1.1	11	1	3	4	3	3	17	2.1	
TOTAL	39-3	477/12.2	49-125	.392	22-75	.293	14-19	.737	28	48	76	1.9	54	1	8	28	12	13	134	3.4	

2 Lucas Eitel



Lucas Eitel

2

G ▶ 6-2 ▶ 185 ▶ Fr.-RS
Marshall, Ill. (Marshall HS)

2010-11: Played three minutes in his collegiate debut against UT-Pan American ... Record one rebound against Eastern Kentucky ... Scored

his first collegiate basket at Notre Dame ... Pulled down one rebound in 11 minutes at Wyoming.

2010-11 Game-By-Game Statistics



THE STAT CREW SYSTEM
 Indiana State Individual Game-by-Game (as of Dec 07, 2010)
 All games



#02 Eitel, Lucas

Opponent	Date	gs	min	Total fg-fga	pct	3-Pointers 3fg-fga	pct	Free throws ft-fa	pct	Rebounds off def tot	avg	pf	a	tlo	blk	stl	pts	avg
vs Texas-Pan American	11/12/10	3	0-0	.000	0-0	.000	0-0	.000	0	0	0	0.0	0	0	0	0	0	0.0
vs Eastern Kentucky	11/14/10	8	0-0	.000	0-0	.000	0-0	.000	0	1	1	0.5	0	0	0	0	0	0.0
at Ball State	11/17/10	2	0-0	.000	0-0	.000	0-0	.000	0	0	0	0.3	0	0	0	0	0	0.0
BUFFALO	11-27-10	2	0-0	.000	0-0	.000	0-0	.000	0	0	0	0.3	0	0	0	0	0	0.0
at Notre Dame	11-30-10	7	1-1	1.000	0-0	.000	0-0	.000	0	1	1	0.4	0	0	0	0	2	0.4
at Wyoming Cowboys	12-4-10	11	0-1	.000	0-1	.000	0-0	.000	1	0	1	0.5	1	0	1	0	0	0.3
Totals		0	33	1-2	.500	0-1	.000	0-0	.000	1	2	0.5	1	0	1	0	2	0.3

Games played: 6
 Minutes/game: 5.5
 Points/game: 0.3
 FG Pct: 50.0
 3FG Pct: 0.0

Rebounds/game: 0.5
 Turnovers/game: 0.2


Career Highs

Points 2, at Notre Dame (11/30/10)
 3-Pointers N/A
 Free Throws N/A
 Rebounds 1, three times (Last 12/04/10)
 Assists N/A
 Blocks N/A
 Steals N/A
 Minutes 11, at Wyoming (12/04/10)

Eitel, Lucas

			Total		3-Point		F-Throws		Rebounds										Scoring	
Season	gp-gs	min/avg	fg-fga	pct	fg-fga	pct	ft-fa	pct	off	def	tot	avg	pf	fo	ast	to	blk	stl	pts	avg
2010-11	6-0	33/5.5	1-2	.500	0-1	.000	0-0	.000	1	2	3	0.5	1	0	0	1	0	0	2	0.3
TOTAL	6-0	33/5.5	1-2	.500	0-1	.000	0-0	.000	1	2	3	0.5	1	0	0	1	0	0	2	0.3

#3 Jake Kelly



Jake Kelly

3

G ▶ 6-6 ▶ 185 ▶ Sr.-1L
Terre Haute, Ind. (Iowa)

2010-11: Opened the season with 10 points, hitting 4-of-7 from the field against UT-Pan American with five assists ... Tied for the team-

high with 15 points with three 3-pointers against Loyola-Chicago ... Tallied nine points and five assists versus Eastern Kentucky ... Went a perfect 6-for-6 at the free throw line to post 10 points at Ball State ... Scored 16 points, hitting 7-of-9 free throws with a blocked shot at Oral Roberts .. Tied for a team-high with 10 points and two blocked shots against Buffalo ... Posted a new Indiana State career-high with 17 points and five rebounds in 37 minutes of action at Notre Dame ... Posted 15 points at Wyoming.

2010-11 Game-By-Game Statistics



THE STAT CREW SYSTEM
 Indiana State Individual Game-by-Game (as of Dec 07, 2010)
 All games



#03 Kelly, Jake

Opponent	Date	gs	min	3-Pointers			Free throws			Rebounds			pf	a	to	blk	stl	pts			
				fg	fga	pct	ft	fta	pct	off	def	tot							avg		
vs Texas-Pan American	11/12/10	*	30	4-7	571	3-6	.500	0-0	.000	0	4	4	4.0	1	5	3	0	10	10		
at Loyola University Chicago	11/13/10	*	30	6-13	.462	3-6	.500	0-0	.000	1	1	2	3.0	1	5	0	1	15	12.5		
vs Eastern Kentucky	11/14/10	*	34	2-6	.333	0-1	.000	5-6	.833	0	2	2	2.7	4	5	3	1	9	11.3		
at Ball State	11/17/10	*	35	2-8	.250	0-2	.000	6-6	1.000	0	5	5	3.3	3	4	7	0	0	10	10.0	
at Oral Roberts	11/20/10	*	36	4-8	.500	1-2	.500	7-9	.778	0	1	1	2.8	4	3	4	1	1	16	12.0	
BUFFALO	11-27-10	*	17	3-7	.429	1-3	.333	3-4	.750	0	2	2	2.7	5	2	4	2	1	10	11.7	
at Notre Dame	11-30-10	*	37	7-13	.538	2-3	.667	1-2	.500	1	4	5	3.0	3	4	2	1	0	17	12.4	
at Wyoming Cowboys	12-4-10	*	32	4-11	.364	0-4	.000	7-9	.778	2	3	5	3.3	1	1	4	0	0	15	12.8	
Totals			8	251	32-73	.438	9-24	.375	29-36	.806	4	22	26	3.3	22	29	27	6	4	102	12.8

Games played: 8
 Minutes/game: 31.4
 Points/game: 12.8
 FG Pct: .438
 3FG Pct: .375
 FT Pct: .806

Rebounds/game: 3.3
 Assists/game: 3.6
 Turnovers/game: 3.4
 Assist/turnover ratio: 1.1
 Steals/game: 0.5
 Blocks/game: 0.8

Career Highs

Points 17, at Notre Dame (11/30/10)
 3-Pointers 3, vs. Loyola-Chicago (11/13/10)
 Free Throws 10, vs. Nebraska-Kearney (11/13/09)
 Rebounds 7, at Toledo (12/19/09)
 Assists 5, three times (Last 11/14/10)
 Blocks 2, vs. Buffalo (11/27/10)
 Steals 2, vs. Colorado State (11/20/09)
 Minutes 37, twice (Last 11/30/10)

Kelly, Jake

			Total		3-Point		F-Throws		Rebounds										Scoring	
Season	gp-gs	min/avg	fg-fga	pct	fg-fga	pct	ft-fa	pct	off	def	tot	avg	pf	fo	ast	to	blk	stl	pts	avg
2009-10	12-12	346/28.8	29-80	.363	6-20	.300	44-52	.846	8	31	39	3.3	33	0	18	24	4	6	108	9.0
2010-11	8-8	251/31.4	32-73	.438	9-24	.375	29-36	.806	4	22	26	3.3	22	1	29	27	6	4	102	12.8
TOTAL	20-20	597/29.9	61-153	.399	15-44	.341	73-88	.830	12	53	65	3.3	55	1	47	51	10	10	210	10.5

#10 Logan Eitel



Logan Eitel

10

G ▶ 6-2 ▶ 190 ▶ Fr.-RS
Marshall, Ill. (Marshall HS)

2010-11: Played two minutes and recorded one assist in his collegiate debut against UT-Pan American ... Tallied a rebound at Wyo-

ming.

2010-11 Game-By-Game Statistics



THE STAT CREW SYSTEM
Indiana State Individual Game-by-Game (as of Dec 07, 2010)
All games



#10 Eitel, Logan

Opponent	Date	gs	min	Total		3-Pointers		Free throws		Rebounds			pf	a	t/o	blk	stl	pts	avg
				fg	pct	3fg	pct	ft	pct	off	def	tot	avg						
vs Texas-Pan American	11/12/10	2	0-0	.000	0-0	.000	0-0	.000	0	0	0	0.0	0	1	0	0	0	0	0.0
vs Eastern Kentucky	11/14/10	2	0-0	.000	0-0	.000	0-0	.000	0	0	0	0.0	0	0	0	0	0	0	0.0
at Wyoming Cowboys	12-4-10	3	0-0	.000	0-0	.000	0-0	.000	0	1	1	0.3	0	0	1	0	0	0	0.0
Totals		0	7	0-0	.000	0-0	.000	0-0	.000	0	1	1	0.3	0	1	1	0	0	0.0

Games played: 3
Minutes/game: 2.3

Rebounds/game: 0.3
Assists/game: 0.3
Turnovers/game: 0.3
Assist/turnover ratio: 1.0

Career Highs

PointsN/A
3-PointersN/A
Free ThrowsN/A
Rebounds1, at Wyoming (12/04/10)
Assists1, vs. UT-Pan American (11/12/10)
BlocksN/A
StealsN/A
Minutes3, at Wyoming (12/04/10)

Eitel, Logan

Season	gp-gs	min/avg	Total		3-Point		F-Throws		Rebounds				Scoring					
			fg-fga	pct	fg-fga	pct	ft-fga	pct	off	def	tot	avg	pf	fo	ast	to	blk	stl
2010-11	3-0	7/2.3	0-0	.000	0-0	.000	0-0	.000	0	1	1	0.3	0	0	1	1	0	0
TOTAL	3-0	7/2.3	0-0	.000	0-0	.000	0-0	.000	0	1	1	0.3	0	0	1	1	0	0

#13 Jake Odum



Jake Odum

13

G ▶ 6-4 ▶ 170 ▶ Fr.-RS
Terre Haute, Ind. (South Vigo)

2010-11: Scored four points and dished out three assists in 26 minutes of action in his collegiate debut against UT-Pan American ... Added

nine points at Loyola-Chicago ... Earned his first career start and pulled down three rebounds against Eastern Kentucky ... Hit 3-of-4 field goals to post seven points at Ball State ... Set a career-high with 10 points at Oral Roberts while pulling down five rebounds and hitting all six of his free throws in the final minute ... Posted 10 points with three steals and two blocked shots against Buffalo ... Had five points and four assists at Notre Dame.

2010-11 Game-By-Game Statistics



THE STAT CREW SYSTEM
 Indiana State Individual Game-by-Game (as of Dec 07, 2010)
 All games



#13 Odum, Jake

Opponent	Date	gs	min	Total		3-pointers		Free throws		Rebounds				pf	a	to	blk	stl	pts	avg	
				fg-fga	pct	3pt-fga	pct	ft-fga	pct	off	def	tot	avg								
vs Texas-Pan American	11/12/10		26	2-4	.500	0-0	.000	0-0	.000	1	3	4	4.0	2	3	0	0	0	4	4.0	
at Loyola University Chicago	11/13/10		25	3-3	1.000	2-2	1.000	1-3	.333	0	1	1	2.5	5	1	4	1	2	9	6.5	
vs Eastern Kentucky	11/14/10	*	15	0-0	.000	0-0	.000	1-2	.500	0	3	3	2.7	0	0	2	0	0	1	4.7	
at Ball State	11/17/10		23	3-4	.750	0-0	.000	1-2	.500	1	2	3	2.8	1	1	1	0	2	7	5.3	
at Oral Roberts	11/20/10	*	31	1-2	.500	1-2	.500	7-8	.875	0	5	5	3.2	2	4	4	0	1	10	6.2	
BUFFALO	11-27-10	*	35	4-4	1.000	0-0	.000	2-4	.500	0	1	1	2.8	2	3	1	2	3	10	6.8	
at Notre Dame	11-30-10	*	29	1-4	.250	0-1	.000	3-4	.750	0	2	2	2.7	4	4	0	1	1	5	6.6	
at Wyoming Cowboys	12-4-10	*	25	0-1	.000	0-0	.000	2-2	1.000	0	3	3	2.8	1	3	1	0	1	2	6.0	
Totals			5	209	14-22	.636	3-5	.600	17-25	.680	2	20	22	2.8	17	19	13	4	10	48	6.0

Games played: 8
 Minutes/game: 26.1
 Points/game: 6.0
 FG Pct: 63.6
 3FG Pct: 60.0
 FT Pct: 68.0

Rebounds/game: 2.8
 Assists/game: 2.4
 Turnovers/game: 1.6
 Assist/turnover ratio: 1.5
 Steals/game: 1.3
 Blocks/game: 0.5

Career Highs

Points 10, twice (Last 11/27/10)
 3-Pointers 2, vs. Loyola-Chicago (11/13/10)
 Free Throws 7, at Oral Roberts (11/20/10)
 Rebounds 5, at Oral Roberts (11/20/10)
 Assists 4, twice (Last 11/30/10)
 Blocks 2, vs. Buffalo (11/27/10)
 Steals 3, vs. Buffalo (11/27/10)
 Minutes 35, vs. Buffalo (11/27/10)

Odum, Jake

			Total		3-Point		F-Throws		Rebounds											Scoring	
Season	gp-gs	min/avg	fg-fga	pct	fg-fga	pct	ft-fga	pct	off	def	tot	avg	pf	fo	ast	to	blk	stl	pts	avg	
2010-11	8-5	209/26.1	14-22	.636	3-5	.600	17-25	.680	2	20	22	2.8	17	1	19	13	4	10	48	6.0	
TOTAL	8-5	209/26.1	14-22	.636	3-5	.600	17-25	.680	2	20	22	2.8	17	1	19	13	4	10	48	6.0	

#15 Carl Richard



Carl Richard

15

G/F ▶ 6-5 ▶ 215 ▶ Jr.-2L
Chicago, Ill. (Richards HS)

2010-11: Tailed seven points and 13 rebounds in the season opener against UT-Pan American ... Posted 11 points and nine rebounds at Loyola-

Chicago ... Scored nine points with nine rebounds against Eastern Kentucky ... Recorded his first double-double of the season with 19 points (9-of-13 from the field) and 10 rebounds with four assists at Ball State ... Posted 10 points and pulled down seven rebounds at Oral Roberts ... Had three steals and 14 points and Notre Dame.

2010-11 Game-By-Game Statistics



THE STAT CREW SYSTEM
 Indiana State Individual Game-by-Game (as of Dec 07, 2010)
 All games



#15 Richard, Carl

Opponent	Date	gp	min	Total	fg-fga	pct	3fg-fga	pct	ft-fa	pct	Rebounds	off	def	tot	avg	pf	a	to	blk	stl	pts	avg
vs Texas-Pan American	11/12/10	*	27	3-8	.375	0-1	.000	1-1	1.000	3	10	13	13.0	3	1	3	1	0	7	7.0		
at Loyola University Chicago	11/13/10	*	35	4-9	.444	1-2	.500	2-2	1.000	3	6	9	11.0	2	3	2	0	0	11	9.0		
vs Eastern Kentucky	11/14/10	*	38	2-7	.286	0-1	.000	5-5	1.000	3	6	9	10.3	3	1	3	1	0	9	9.0		
at Ball State	11/17/10	*	34	9-13	.692	1-3	.333	0-0	.000	5	5	10	10.3	3	4	3	1	1	19	11.5		
at Oral Roberts	11/20/10	*	31	5-12	.417	0-1	.000	0-0	.000	2	5	7	9.6	4	0	2	0	2	10	11.2		
BUFFALO	11-27-10	*	35	3-8	.375	1-2	.500	0-0	.000	2	8	10	9.7	3	1	1	0	0	7	10.5		
at Notre Dame	11-30-10	*	31	5-9	.556	0-1	.000	4-5	.800	1	3	4	8.9	4	1	1	0	3	14	11.0		
at Wyoming Cowboys	12-4-10	*	26	2-5	.400	0-0	.000	1-2	.500	3	2	5	8.4	4	1	4	0	0	5	10.3		
Totals		8	257	33-71	.465	3-11	.273	13-15	.867	22	45	67	8.4	26	12	19	3	6	82	10.3		

Games played: 8
 Minutes/game: 32.1
 Points/game: 10.3
 FG Pct: 46.5
 3FG Pct: 27.3
 FT Pct: 86.7

Rebounds/game: 8.4
 Assists/game: 1.5
 Turnovers/game: 2.4
 Assist/turnover ratio: 0.6
 Steals/game: 0.8
 Blocks/game: 0.4

Career Highs

Points20, at Missouri State (01/19/10)
 3-Pointers2, three times (Last 02/24/10)
 Free Throws5, vs. Eastern Kentucky (11/14/10)
 Rebounds14, at Green Bay (02/20/10)
 Assists4, at Ball State (11/17/10)
 Blocks2, vs. Wichita State (01/13/10)
 Steals3, twice (Last 11/30/10)
 Minutes40, vs. Bradley (02/16/10)

Richard, Carl

			Total		3-Point		F-Throws		Rebounds											Scoring	
Season	gp-gs	min/avg	fg-fga	pct	fg-fga	pct	ft-fa	pct	off	def	tot	avg	pf	fo	ast	to	blk	stl	pts	avg	
2008-09	32-21	869/27.2	67-187	.358	11-40	.275	49-68	.721	61	131	192	6.0	79	1	19	56	14	18	194	6.1	
2009-10	30-29	861/28.7	92-228	.404	17-53	.321	40-53	.755	40	122	162	5.4	70	0	20	38	11	23	241	8.0	
2010-11	8-8	257/32.1	33-71	.465	3-11	.273	13-15	.867	22	45	67	8.4	26	0	12	19	3	6	82	10.3	
TOTAL	70-58	1987/28.4	192-486	.395	31-104	.298	102-136	.750	123	298	421	6.0	175	1	51	113	28	47	517	7.4	

20 Dwayne Lathan



Dwayne Lathan

20

G ▶ 6-3 ▶ 205 ▶ Jr.-1L

Chatham, La. (Louisiana Tech)

2010-11: Scored six points and dished out five assists at Loyola-Chicago ... Posted 16 points, hitting a 3-pointer and pulled down

six rebounds against Eastern Kentucky ... Drained a trio of 3-pointers to score 12 points at Ball State ... Paced the team with 21 points, hitting 9-of-13 field goal with eight rebounds at Oral Roberts ... Led the team with 22 points at Notre Dame.

2010-11 Game-By-Game Statistics



THE STAT CREW SYSTEM
Indiana State Individual Game-by-Game (as of Dec 07, 2010)
All games



#20 Lathan, Dwayne

Opponent	Date	gs	min	Total	3-Pointers	Free throws	Rebounds	pf	a	t/o	blk	stl	pts	avg
vs Texas-Pan American	11/12/10	*	14	1-6 .167	0-1 .000	2-4 .500	2 2 4 4.0	3	0	4	1	0	4	4.0
at Loyola University Chicag	11/13/10	*	23	2-7 .286	0-0 .000	2-3 .667	0 1 1 2.5	2	5	2	0	1	6	5.0
vs Eastern Kentucky	11/14/10	*	34	6-14 .429	1-4 .250	3-4 .750	3 3 6 3.7	4	1	2	0	1	16	8.7
at Ball State	11/17/10	*	27	4-7 .571	3-5 .600	1-2 .500	0 1 1 3.0	4	2	5	0	1	12	9.5
at Oral Roberts	11/20/10	*	32	9-13 .692	1-2 .500	2-3 .667	2 6 8 4.0	4	1	4	0	0	21	11.8
BUFFALO	11-27-10	*	30	4-9 .444	1-1 1.000	0-0 .000	4 5 9 4.8	3	4	5	0	0	9	11.3
at Notre Dame	11-30-10	*	31	7-16 .438	2-5 .400	6-7 .857	0 1 1 4.3	1	2	3	0	1	22	12.9
at Wyoming Cowboys	12-4-10	*	31	5-11 .455	3-6 .500	5-7 .714	2 3 5 4.4	1	0	4	0	0	18	13.5
Totals			7	222 38-83 .458	11-24 .458	21-30 .700	13 22 35 4.4	22	15	29	1	4	108	13.5

Games played: 8
Minutes/game: 27.8
Points/game: 13.5
FG Pct: 45.8
3FG Pct: 45.8
FT Pct: 70.0

Rebounds/game: 4.4
Assists/game: 1.9
Turnovers/game: 3.6
Assist/turnover ratio: 0.5
Steals/game: 0.5
Blocks/game: 0.1

Career Highs

Points 27, vs. Illinois State (03/05/10)
3-Pointers 5, vs. Illinois State (03/05/10)
Free Throws 9, twice (01/01/10)
Rebounds 10, vs. Illinois State (03/05/10)
Assists 6, at Saint Louis (03/16/10)
Blocks 3, at Drake (01/03/10)
Steals 2, four times (Last 03/05/10)
Minutes 34, twice (11/14/10)

Lathan, Dwayne

Season	gp-gs	min/avg	Total	3-Point	F-Throws	Rebounds	pf	fo	ast	to	blk	stl	pts	avg
			fg-fga	pct	fg-fga	pct	ft-fta	pct	off	def	tot	avg		
2009-10	20-9	471/23.6	82-167	.491	14-37	.378	76-105	.724	22	80	102	5.1	254	12.7
2010-11	8-7	222/27.8	38-83	.458	11-24	.458	21-30	.700	13	22	35	4.4	108	13.5
TOTAL	28-16	693/24.8	120-250	.480	25-61	.410	97-135	.719	35	102	137	4.9	362	12.9

#21 Isiah Martin

Isiah Martin

21

F/C ▶ 6-8 ▶ 220 ▶ Sr.-3L
Chicago, Ill. (Morgan Park HS)

2010-11: Scored two points and recorded a pair of blocked shots in the season opener against UT-Pan American ... Notched three

blocked shots with six points and five rebounds at Ball State ... Scored seven points with nine rebounds and two blocked shots at Oral Roberts.



2010-11 Game-By-Game Statistics



THE STAT CREW SYSTEM
Indiana State Individual Game-by-Game (as of Dec 07, 2010)
All games



#21 Martin, Isiah

Opponent	Date	gs	min	Total		3-Pointers		Free throws		Rebounds										
				fg	pct	fg	pct	ft	pct	off	def	tot	avg	pf	a	t/o	blk	stl	pts	avg
vs Texas-Pan American	11/12/10	5	1-1	1.000	0-0	.000	0-0	.000	0	0	0	0	0.0	1	0	0	2	0	2	2.0
at Loyola University Chicago	11/13/10	3	0-1	.000	0-0	.000	0-0	.000	0	1	1	0.5	0	0	0	1	1	0	0	1.0
vs Eastern Kentucky	11/14/10	2	0-0	.000	0-0	.000	0-0	.000	0	0	0	0.3	1	1	0	0	0	0	0	0.7
at Ball State	11/17/10	16	1-4	.250	0-0	.000	4-5	.800	3	2	5	1.5	3	0	1	3	0	6	2.0	
at Oral Roberts	11/20/10	23	2-8	.250	0-0	.000	3-4	.750	6	3	9	3.0	4	0	0	2	0	7	3.0	
BUFFALO	11-27-10	4	0-1	.000	0-1	.000	0-0	.000	0	0	0	2.5	1	0	0	0	1	0	2.5	
at Notre Dame	11-30-10	2	0-0	.000	0-0	.000	0-0	.000	0	1	1	2.3	2	0	0	0	0	0	2.1	
at Wyoming Cowboys	12-4-10	8	0-2	.000	0-0	.000	1-2	.500	0	1	1	2.1	1	0	2	1	0	1	2.0	
Totals		0	63	4-17	.235	0-1	.000	8-11	.727	9	8	17	2.1	13	1	4	9	1	16	2.0

Games played: 8
Minutes/game: 7.9
Points/game: 2.0
FG Pct: .23.5
3FG Pct: 0.0
FT Pct: 72.7

Rebounds/game: 2.1
Assists/game: 0.1
Turnovers/game: 0.5
Assist/turnover ratio: 0.3
Steals/game: 0.1
Blocks/game: 1.1

Career Highs

Points8, three times (Last 03/16/10)
3-PointersN/A
Free Throws5, vs. IUPUI (12/23/09)
Rebounds10, at Toledo (12/19/09)
Assists2, at Missouri State (01/19/10)
Blocks3, three times (Last 11/17/10)
Steals2, twice (Last 01/28/10)
Minutes23, at Oral Roberts (11/20/10)

Martin, Isiah

			Total		3-Point		F-Throws		Rebounds											Scoring	
Season	gp-gs	min/avg	fg-fga	pct	fg-fga	pct	ft-fa	pct	off	def	tot	avg	pf	fo	ast	to	blk	stl	pts	avg	
2007-08	31-4	595/19.2	68-117	.581	0-0	.000	32-65	.492	42	69	111	3.6	67	0	11	24	59	8	168	5.4	
2008-09	23-3	325/14.1	36-68	.529	0-0	.000	20-35	.571	24	42	66	2.9	41	0	5	15	24	6	92	4.0	
2009-10	30-1	374/12.5	45-80	.563	0-0	.000	18-30	.600	28	41	69	2.3	64	3	6	14	25	9	108	3.6	
2010-11	8-0	63/7.9	4-17	.235	0-1	.000	8-11	.727	9	8	17	2.1	13	0	1	4	9	1	16	2.0	
TOTAL	92-8	1357/14.8	153-282	.543	0-1	.000	78-141	.553	103	160	263	2.9	185	3	23	57	117	24	384	4.2	

24 Jordan Printy



Jordan Printy

24

G ▶ 6-4 ▶ 185 ▶ Jr.-2L

Marion, Iowa (Linn-Marr HS)

2010-11: Scored 11 points, hitting 3-of-5 treys in the season opener against UT-Pan American ... Posted 15 points, with five 3-pointers at Loyola-Chicago ... Hit a pair of 3-pointers to score six points at Oral Roberts.

2010-11 Game-By-Game Statistics



THE STAT CREW SYSTEM
Indiana State Individual Game-by-Game (as of Nov 24, 2010)
All games



#24 Printy, Jordan

Opponent	Date	gp	min	Total		3-Pointers		Free throws		Rebounds				pf	a	to	blk	stl	pts	avg	
				fg-fga	pct	3fg-fga	pct	ft-fa	pct	off	def	tot	avg								
vs Texas-Pan American	11/12/10	*	27	4-7	.571	3-5	.600	0-0	.000	0	0	0	0	1	0	1	0	11	11.0		
at Loyola University Chicago	11/13/10	*	23	5-9	.556	5-9	.556	0-1	.000	0	2	2	1	0	4	1	0	15	13.0		
vs Eastern Kentucky	11/14/10	*	30	2-8	.250	2-6	.333	1-2	.500	0	0	0	0	0	7	4	1	2	0	7	
at Ball State	11/17/10	*	20	0-5	.000	0-3	.000	0-1	.000	0	0	0	0	0	5	3	1	1	0	8.3	
at Oral Roberts	11/20/10		13	2-5	.400	2-5	.400	0-0	.000	0	1	1	0	6	1	0	0	0	6	7.8	
Totals		4	113	13-34	.382	12-28	.429	1-4	.250	0	3	3	0	6	13	4	4	0	1	39	7.8

Games played: 5
Minutes/game: 22.6
Points/game: 7.8
FG Pct: .382
3FG Pct: .429
FT Pct: .250

Rebounds/game: 0.6
Assists/game: 0.8
Turnovers/game: 0.8
Assist/turnover ratio: 1.0
Steals/game: 0.2

Career Highs

Points18, at Missouri State (01/19/10)
3-Pointers6, at Missouri State (01/19/10)
Free Throws3, vs. Bradley (02/16/10)
Rebounds7, vs. Nebraska-Kearney (11/13/09)
Assists6, vs. Bradley (02/16/10)
Blocks2, at Drake (01/03/10)
Steals3, twice (Last 01/28/10)
Minutes42, vs. Bradley (02/16/10)

Printy, Jordan

			Total		3-Point		F-Throws		Rebounds											Scoring	
Season	gp-gs	min/avg	fg-fga	pct	fg-fga	pct	ft-fa	pct	off	def	tot	avg	pf	fo	ast	to	blk	stl	pts	avg	
2008-09	32-14	816/25.5	75-199	.377	49-138	.355	21-27	.778	16	51	67	2.1	51	1	59	41	6	24	220	6.9	
2009-10	32-19	804/25.1	69-181	.381	52-129	.403	7-14	.500	14	65	79	2.5	28	0	57	30	3	22	197	6.2	
2010-11	5-4	113/22.6	13-34	.382	12-28	.429	1-4	.250	0	3	3	0.6	13	0	4	4	0	1	39	7.8	
TOTAL	69-37	1733/25.1	157-414	.379	113-295	.383	29-45	.644	30	119	149	2.2	92	1	120	75	9	47	456	6.6	

25 Steve McWhorter



Steve McWhorter

25

G ▶ 6-2 ▶ 185 ▶ Fr.-HS
Racine, Wis. (St. Catherines HS)

2010-11: Pulled down two rebounds in eight minutes of action in his collegiate debut against UT-Pan American ... Added another rebound at

Loyola-Chicago ... Dished out his first career assist at Oral Roberts ... Scored three points, converting a traditional 3-point play against Buffalo to go with a steal in eight minutes of action.

2010-11 Game-By-Game Statistics



THE STAT CREW SYSTEM
 Indiana State Individual Game-by-Game (as of Dec 07, 2010)
 All games



#25 McWhorter, Steve

Opponent	Date	gs	min	fg-fg	pct	3-Pointers fg-fg	pct	Free throws ft-ft	pct	Rebounds			pf	a	to	blk	stl	pts	avg
vs Texas-Pan American	11/12/10	8	0-1	.000	0-1	.000	0-0	.000	0	2	2.0	0	0	1	0	0	0	0	0.0
at Loyola University Chicago	11/13/10	4	0-1	.000	0-1	.000	0-0	.000	1	0	1.5	0	0	0	0	0	0	0	0.0
vs Eastern Kentucky	11/14/10	3	0-1	.000	0-0	.000	0-0	.000	0	0	1.0	0	0	0	0	0	1	0	0.0
at Ball State	11/17/10	1	0-0	.000	0-0	.000	0-0	.000	0	0	0.8	0	0	0	0	0	0	0	0.0
at Oral Roberts	11/20/10	3	0-0	.000	0-0	.000	0-0	.000	0	0	0.6	1	1	0	0	0	0	0	0.0
BUFFALO	11/27-10	8	1-1	1.000	0-0	.000	1-2	.500	0	0	0.5	1	1	0	0	0	2	3	0.5
at Notre Dame	11-30-10	2	0-0	.000	0-0	.000	0-0	.000	0	0	0.4	0	0	0	0	0	0	0	0.4
at Wyoming Cowboys	12-4-10	7	0-2	.000	0-1	.000	0-0	.000	0	0	0.4	1	0	0	0	0	0	0	0.4
Totals		0	36	1-6	.167	0-3	.000	1-2	.500	1	2	3	0.4	3	2	1	0	3	0.4

Games played: 8
 Minutes/game: 4.5
 Points/game: 0.4
 FG Pct: 16.7
 3FG Pct: 0.0
 FT Pct: 50.0

Rebounds/game: 0.4
 Assists/game: 0.3
 Turnovers/game: 0.1
 Assist/turnover ratio: 2.0
 Steals/game: 0.4

Career Highs

Points 3, vs. Buffalo (11/27/10)
 3-Pointers N/A
 Free Throws 1, vs. Buffalo (11/27/10)
 Rebounds 2, vs. UT-Pan American (11/12/10)
 Assists 1, vs. Buffalo (Last 11/27/10)
 Blocks N/A
 Steals 2, vs. Buffalo (11/27/10)
 Minutes 8, twice (Last 11/27/10)

McWhorter, Steve

			Total		3-Point		F-Throws		Rebounds											Scoring	
Season	gp-gs	min/avg	fg-fga	pct	fg-fga	pct	ft-fa	pct	off	def	tot	avg	pf	fo	ast	to	blk	stl	pts	avg	
2010-11	8-0	36/4.5	1-6	.167	0-3	.000	1-2	.500	1	2	3	0.4	3	0	2	1	0	3	3	0.4	
TOTAL	8-0	36/4.5	1-6	.167	0-3	.000	1-2	.500	1	2	3	0.4	3	0	2	1	0	3	3	0.4	

#31 RJ Mahurin



RJ Mahurin

31

F ▶ 6-8 ▶ 210 ▶ Fr.-RS
Rockville, Ind. (Rockville HS)

2010-11: Scored eight points, hitting a pair of 3-pointers with one rebound in his collegiate debut against UT-Pan American ...

Tossed in two points and recorded two steals at Loyola-Chicago ... Scored three points off the bench to provide a spark for the Sycamores against Buffalo ... Posted two rebounds at Notre Dame.

2010-11 Game-By-Game Statistics



THE STAT CREW SYSTEM
 Indiana State Individual Game-by-Game (as of Dec 07, 2010)
 All games



#31 Mahurin, RJ

Opponent	Date	gs	min	Total	3-Pointers	Free throws	Rebounds	pf	a	tlo	blk	stl	pts	avg
vs Texas-Pan American	11/12/10	12	3-4	.750	2-3	.667	0-0	.000	0	1	1	0	0	8.0
at Loyola University Chicago	11/13/10	7	1-2	.500	0-1	.000	0-0	.000	0	0	0	0.5	2	5.0
vs Eastern Kentucky	11/14/10	4	0-3	.000	0-0	.000	0-0	.000	0	0	0	0.3	0	3.3
at Ball State	11/17/10	4	0-0	.000	0-0	.000	0-0	.000	0	0	0	0.3	2	2.5
at Oral Roberts	11/20/10	1	0-0	.000	0-0	.000	0-0	.000	0	0	0	0.2	1	2.0
BUFFALO	11-27-10	6	1-1	1.000	1-1	1.000	0-0	.000	0	0	0	0.2	1	3.2
at Notre Dame	11-30-10	8	0-1	.000	0-1	.000	0-0	.000	0	2	2	0.4	1	1.9
at Wyoming Cowboys	12-4-10	6	1-3	.333	0-0	.000	0-0	.000	0	1	0.5	4	0	2.9
Totals		0	48	6-14	.429	3-6	.500	0-1	.000	0	4	0.5	12	1.9

Games played: 8
 Minutes/game: 6.0
 Points/game: 1.9
 FG Pct: .429
 3FG Pct: .50.0
 FT Pct: 0.0

Rebounds/game: 0.5
 Assists/game: 0.1
 Turnovers/game: 0.4
 Assist/turnover ratio: 0.3
 Steals/game: 0.4

Career Highs

Points8, vs. UT-Pan American (11/12/10)
 3-Pointers2, vs. UT-Pan American (11/12/10)
 Free ThrowsN/A
 Rebounds2, at Notre Dame (11/30/10)
 Assists1, vs. Buffalo (11/27/10)
 BlocksN/A
 Steals2, at Loyola-Chicago (11/12/10)
 Minutes12, vs. UT-Pan American (11/12/10)

Mahurin, RJ

Season	gp-gs	min/avg	Total		3-Point		F-Throws		Rebounds				Scoring					
			fg-fga	pct	fg-fga	pct	ft-fta	pct	off	def	tot	avg	pf	fo	ast	to	blk	stl
2010-11	8-0	48/6.0	6-14	.429	3-6	.500	0-1	.000	0	4	4	0.5	12	0	1	3	0	3
TOTAL	8-0	48/6.0	6-14	.429	3-6	.500	0-1	.000	0	4	4	0.5	12	0	1	3	0	3

32 Aaron Carter



Aaron Carter

32

G ▶ 6-4 ▶ 195 ▶ Sr.-3L
Cannelton, Ind. (Perry Central HS)

2010-11: Scored five points, going a perfect 3-of-3 at the free throw line in the season opener against UT-Pan American ... Posted a career-

high two steals at Loyola-Chicago ... Scored seven points, hitting a pair of free throws and posting a career-high two blocked shots against Buffalo.

2010-11 Game-By-Game Statistics



THE STAT CREW SYSTEM
 Indiana State Individual Game-by-Game (as of Dec 07, 2010)
 All games



#32 Carter, Aaron

Opponent	Date	gs	min	Total		3-Pointers		Free throws		Rebounds										
				fg-fga	pct	3fg-fga	pct	ft-fa	pct	off	def	tot	avg	pf	a	to	blk	stl	pts	avg
vs Texas-Pan American	11/12/10	15	1-3	.333	0-2	.000	3-3	1.000	0	2	2	2.0	2	2	1	0	0	0	5	5.0
at Loyola University Chicag	11/13/10	15	1-5	.200	1-4	.250	0-0	.000	0	4	4	3.0	1	0	1	0	2	3	4.0	
vs Eastern Kentucky	11/14/10	12	2-2	1.000	1-1	1.000	0-0	.000	0	0	0	2.0	1	0	0	0	0	0	5	4.3
at Ball State	11/17/10	16	0-3	.000	0-3	.000	0-0	.000	0	2	2	2.0	3	0	2	0	0	0	3.3	
at Oral Roberts	11/20/10	8	0-1	.000	0-1	.000	0-0	.000	0	1	1	1.0	0	0	0	0	0	0	2.6	
BUFFALO	11-27-10	28	2-7	.286	2-4	.500	1-2	.500	0	2	2	1.8	1	0	0	2	0	7	3.3	
at Notre Dame	11-30-10	11	0-4	.000	0-2	.000	0-0	.000	2	1	3	2.0	3	1	0	0	0	0	2.9	
at Wyoming Cowboys	12-4-10	14	0-5	.000	0-3	.000	2-2	1.000	3	0	3	2.1	2	0	1	0	0	2	2.8	
Totals		0	119	6-30	.200	4-20	.200	6-7	.857	5	12	17	2.1	13	3	5	2	22	2.8	

Games played: 8
 Minutes/game: 14.9
 Points/game: 2.8
 FG Pct: 20.0
 3FG Pct: 20.0
 FT Pct: 85.7

Rebounds/game: 2.1
 Assists/game: 0.4
 Turnovers/game: 0.6
 Assist/turnover ratio: 0.6
 Steals/game: 0.3
 Blocks/game: 0.3


Career Highs

Points19, vs. Bradley (02/16/10)
 3-Pointers3, four times (Last 02/16/10)
 Free Throws8, at Illinois State (02/24/10)
 Rebounds10, vs. Bradley (02/16/10)
 Assists3, vs. Evansville (01/10/10)
 Blocks2, vs. Buffalo (11/27/10)
 Steals2, vs. Loyola-Chicago (11/13/10)
 Minutes37, vs. Drake (02/13/10)

Carter, Aaron

Season	gp-gs	min/avg	Total fg-fga	pct	3-Point fg-fga	pct	F-Throws ft-fa	pct	Rebounds off	def	tot	avg	pf	fo	ast	to	blk	stl	pts	avg
2007-08	30-3	437/14.6	42-123	.341	23-71	.324	26-34	.765	18	33	51	1.7	49	0	15	34	6	9	133	4.4
2008-09	32-30	757/23.7	74-180	.411	33-93	.355	62-76	.816	25	70	95	3.0	73	1	32	47	3	14	243	7.6
2009-10	31-3	550/17.7	59-128	.461	28-63	.444	72-91	.791	20	55	75	2.4	48	1	22	29	1	8	218	7.0
2010-11	8-0	119/14.9	6-30	.200	4-20	.200	6-7	.857	5	12	17	2.1	13	0	3	5	2	2	22	2.8
TOTAL	101-36	1863/18.4	181-461	.393	88-247	.356	166-208	.798	68	170	238	2.4	183	2	72	115	12	33	616	6.1

#34 Myles Walker



Myles Walker

34

C ▶ 6-8 ▶ 250 ▶ Jr.-TR

San Antonio, Texas (South Plains JC)

2010-11: Scored seven points with five rebounds in the season opener against UT-Pan American ... Tallied 12 points on 5-of-8 shoot-

ing with five rebounds at Loyola-Chicago ... Notched nine points with 10 rebounds in 27 minutes versus Eastern Kentucky ... Scored six points and had five rebounds at Ball State ... Tallied nine points and seven rebounds with three steals against Buffalo ... Scored 10 points and dished out two assists at Notre Dame.

2010-11 Game-By-Game Statistics



THE STAT CREW SYSTEM
Indiana State Individual Game-by-Game (as of Dec 07, 2010)
All games



#34 Walker, Myles

Opponent	Date	gs	min	Total		3-Pointers		Free throws		Rebounds											
				fg-fga	pct	3fg-3ga	pct	ft-fa	pct	off	def	tot	avg	pf	a	to	blk	stl	pts	avg	
vs Texas-Pan American	11/12/10	*	21	3-5	.600	0-0	.000	1-2	.500	0	5	5	5.0	3	0	1	1	0	7	7.0	
at Loyola University Chicag	11/13/10	*	26	5-8	.625	0-0	.000	2-2	1.000	3	2	5	5.0	2	1	0	2	0	12	9.5	
vs Eastern Kentucky	11/14/10	*	27	3-8	.375	0-0	.000	3-7	.429	5	5	10	6.7	2	0	0	4	0	9	9.3	
at Ball State	11/17/10	*	16	3-7	.429	0-0	.000	0-0	.000	3	2	5	6.3	5	0	3	0	0	6	8.5	
at Oral Roberts	11/20/10	*	17	2-5	.400	0-0	.000	0-2	.000	1	4	5	6.0	3	1	0	1	0	4	7.6	
BUFFALO	11-27-10	*	33	3-10	.300	0-0	.000	3-7	.429	3	4	7	6.2	2	0	4	1	3	9	7.8	
at Notre Dame	11-30-10	*	29	5-10	.500	0-0	.000	0-0	.000	0	0	0	5.3	2	1	1	1	1	10	8.1	
at Wyoming Cowboys	12-4-10	*	26	3-9	.333	0-0	.000	0-1	.000	5	4	9	5.8	4	0	2	1	0	6	7.9	
Totals			8	195	27-62	.435	0-0	.000	9-21	.429	20	26	46	5.8	24	4	11	12	4	63	7.9

Games played: 8
Minutes/game: 24.4
Points/game: 7.9
FG Pct: .435
FT Pct: .429

Rebounds/game: 5.8
Assists/game: 0.5
Turnovers/game: 1.4
Assist/turnover ratio: 0.4
Steals/game: 0.5
Blocks/game: 1.5

Career Highs

Points 12, at Loyola-Chicago (11/13/10)
3-Pointers N/A
Free Throws 3, twice (Last 11/27/10)
Rebounds 10, vs. Eastern Kentucky (11/14/10)
Assists 2, at Notre Dame (11/30/10)
Blocks 4, vs. Eastern Kentucky (11/14/10)
Steals 3, vs. Buffalo (11/27/10)
Minutes 33, vs. Buffalo (11/27/10)

Walker, Myles

			Total		3-Point		F-Throws		Rebounds											Scoring	
Season	gp-gs	min/avg	fg-fga	pct	fg-fga	pct	ft-fa	pct	off	def	tot	avg	pf	fo	ast	to	blk	stl	pts	avg	
2010-11	8-8	195/24.4	27-62	.435	0-0	.000	9-21	.429	20	26	46	5.8	24	1	4	11	12	4	63	7.9	
TOTAL	8-8	195/24.4	27-62	.435	0-0	.000	9-21	.429	20	26	46	5.8	24	1	4	11	12	4	63	7.9	

2010-11 Box Scores



Official Basketball Box Score -- Game Totals -- Final Statistics
Indiana State vs Texas-Pan American
 11/12/10 5:00 p.m. at Joseph J. Gentile Center - Chicago, Ill.



Indiana State 69 • 1-0

#	Player		Total		3-Ptr		Rebounds					PF	TP	A	TO	Blk	Stl	Min
			FG	FGA	FG	FGA	FT	FTA	Off	Def	Tot							
15	Richard, Carl	f	3	8	0	1	1	1	3	10	13	3	7	1	3	1	0	27
03	Kelly, Jake	g	4	7	2	3	0	0	0	4	4	1	10	5	3	0	0	30
20	Lathan, Dwayne	g	1	6	0	1	2	4	2	2	4	3	4	0	4	1	0	14
24	Printy, Jordan	g	4	7	3	5	0	0	0	0	0	1	11	1	0	0	1	27
34	Walker, Myles	g	3	5	0	0	1	2	0	5	5	3	7	0	1	1	0	21
01	Doluony, Koang	g	4	6	3	4	0	0	2	1	3	5	11	1	0	0	2	10
02	Eitel, Lucas	g	0	0	0	0	0	0	0	0	0	0	0	0	0	0	0	3
10	Eitel, Logan	g	0	0	0	0	0	0	0	0	0	0	0	1	0	0	0	2
13	Odum, Jake	g	2	4	0	0	0	0	1	3	4	2	4	3	0	0	0	26
21	Martin, Isiah	g	1	1	0	0	0	0	0	0	0	1	2	0	0	2	0	5
25	McWhorter, Steve	g	0	1	0	1	0	0	0	2	2	0	0	0	1	0	0	8
31	Mahurin, RJ	g	3	4	2	3	0	0	0	1	1	1	8	0	0	0	0	12
32	Carter, Aaron	g	1	3	0	2	3	3	0	2	2	2	5	2	1	0	0	15
Team																		
Totals			26-52		10-20		7-10			9 31 40		22 69		14 13 5		3 200		

FG % 1st Half: 15-26 57.7% 2nd half: 11-26 42.3% Game: 26-52 50.0% Deadball Rebounds 1
 3FG % 1st Half: 7-13 53.8% 2nd half: 3-7 42.9% Game: 10-20 50.0%
 FT % 1st Half: 1-1 100.0 2nd half: 6-9 66.7% Game: 7-10 70.0%

Texas-Pan American 46 • 0-1

#	Player		Total		3-Ptr		Rebounds			PF	TP	A	TO	Blk	Stl	Min	
			FG-FGA	FG-FGA	FT-FTA	Off	Def	Tot									
21	MIERZYCKI, Matt	f	1-5	0-0	0-0	2	2	4	2	2	2	1	0	0	2	24	
00	PROVOST, Brandon	g	3-8	3-7	0-0	0	5	5	1	9	1	1	1	0	0	26	
03	URBANUS, Aaron	g	3-6	1-3	2-2	0	3	3	0	9	0	1	0	0	0	28	
11	MAREE, Jared	g	0-8	0-0	5-6	1	1	2	3	5	0	0	0	0	0	23	
32	PETTY, Perry	g	2-6	1-4	6-7	1	3	4	4	11	2	1	0	1	0	26	
04	HEARN, Julius	g	0-4	0-2	1-2	2	1	3	2	1	0	2	0	2	2	23	
10	ARKWRIGHT, Kieondre	g	0-1	0-1	0-0	0	0	0	1	0	0	1	0	0	0	5	
13	CABRERA, Ruben	g	1-5	1-4	2-6	0	1	1	2	5	0	1	0	0	0	18	
24	HUGHES, Malik Jamal	g	0-1	0-0	0-0	0	1	1	0	0	0	1	0	1	1	11	
25	CLEVELAND, Josh	g	2-4	0-0	0-0	3	0	3	0	4	1	0	0	0	0	13	
33	WALKER, Calvin	g	0-1	0-0	0-0	0	0	0	0	0	0	0	0	0	0	3	
Team							0 2 2										
Totals			12-49		6-21		16-23			9 19 28		15 46		6 9 1		6 200	

FG % 1st Half: 6-22 27.3% 2nd half: 6-27 22.2% Game: 12-49 24.5% Deadball Rebounds 4
 3FG % 1st Half: 2-10 20.0% 2nd half: 4-11 36.4% Game: 6-21 28.6%
 FT % 1st Half: 6-7 85.7% 2nd half: 10-16 62.5% Game: 16-23 69.6%

Officials: Dan Dorian, Bill Oostdyk, Larry Martin
 Technical fouls: Indiana State-TEAM. Texas-Pan American-None.
 Attendance:

Score by periods	1st	2nd	Total
Indiana State	38	31	69
Texas-Pan American	20	26	46

Points	In	Off	2nd	Fast	Bench
INS	26	14	8	10	30
UTPA	9	9	2	2	10

Last FG - INS 2nd-00:56, UTPA 2nd-00:35.
 Largest lead - INS by 25 2nd-00:56, UTPA by 3 1st-16:33.

Score tied - 6 times.
 Lead changed - 3 times.



Official Basketball Box Score -- Game Totals -- Final Statistics
Indiana State vs Loyola University Chicago
 11/13/10 7:30 p.m. at Joseph J. Gentile Center - Chicago, Ill.



Indiana State 74 • 1-1

#	Player		Total		3-Ptr		Rebounds					PF	TP	A	TO	Blk	Stl	Min
			FG	FGA	FG	FGA	FT	FTA	Off	Def	Tot							
15	Richard, Carl	f	4	9	1	2	2	3	6	9	2	11	3	2	0	0	35	
34	Walker, Myles	f	5	8	0	0	2	3	2	5	2	12	1	0	2	0	26	
03	Kelly, Jake	g	6	13	3	6	0	0	1	1	2	1	15	5	0	1	30	
20	Lathan, Dwayne	g	2	7	0	0	2	3	0	1	1	2	6	5	2	0	1	23
24	Printy, Jordan	g	5	9	5	9	0	1	2	2	4	15	1	1	0	0	23	
01	Doluony, Koang		0	1	0	1	1	2	0	0	0	0	1	0	0	0	9	
13	Odum, Jake		3	3	2	2	1	3	0	1	1	5	9	1	4	1	2	25
21	Martin, Isiah		0	1	0	0	0	0	1	1	0	0	0	0	1	1	0	3
25	McWhorter, Steve		0	1	0	1	0	0	1	0	1	0	0	0	0	0	0	4
31	Mahurin, RJ		1	2	0	1	0	0	0	0	2	2	0	0	1	0	2	7
32	Carter, Aaron		1	5	1	4	0	0	4	4	1	3	0	1	0	2	15	
	Team							5	1	6								
Totals			27	59	12	26	8	14	13	19	32	19	74	16	12	5	8	200

FG % 1st Half: 9-25 36.0% 2nd half: 18-34 52.9% Game: 27-59 45.8% Deadball Rebounds 1
 3FG % 1st Half: 3-12 25.0% 2nd half: 9-14 64.3% Game: 12-26 46.2%
 FT % 1st Half: 6-9 66.7% 2nd half: 2-5 40.0% Game: 8-14 57.1%

Loyola University Chicago 86 • 2-0

#	Player		Total		3-Ptr		Rebounds			PF	TP	A	TO	Blk	Stl	Min
			FG-FGA	FG-FGA	FT-FTA	Off	Def	Tot								
24	AVERKAMP, Ben	f	4-7	1-2	4-4	1	2	3	3	13	1	0	1	1	1	19
33	GIBLER, Walt	f	2-5	1-2	5-6	0	2	2	2	10	0	0	2	2	28	
02	HICKS, Jordan	g	6-7	3-4	4-6	3	3	6	2	19	3	0	1	0	31	
10	STANLEY, Courtney	g	2-4	0-1	2-5	0	6	6	2	6	4	2	0	1	33	
22	HILL, Terrance	g	6-14	3-4	2-4	3	4	7	3	17	0	2	1	0	30	
00	BRITO, Denzel		0-4	0-3	0-0	0	1	1	2	0	2	0	0	0	8	
23	McCAMMON, Geoff		6-10	3-7	0-0	0	0	0	2	15	0	3	0	0	22	
32	POLKA, Andy		3-5	0-0	0-0	5	5	10	1	6	3	3	0	0	29	
Team							2		1				1			
Totals			29-56		11-23		17-25		14 24 38		17 86		13 11 5		4 200	

FG % 1st Half: 17-32 53.1% 2nd half: 12-24 50.0% Game: 29-56 51.8% Deadball Rebounds 2
 3FG % 1st Half: 7-15 46.7% 2nd half: 4-8 50.0% Game: 11-23 47.8%
 FT % 1st Half: 1-3 33.3% 2nd half: 16-22 72.7% Game: 17-25 68.0%

Officials: Mike Roberts, Lamar Simpson, Rob Kruger
 Technical fouls: Indiana State-Lathan, Dwayne. Loyola University Chicago-None.
 Attendance: 2023

Score by periods	1st	2nd	Total
Indiana State	27	47	74
Loyola University Chicago	42	44	86

Points	In	Off	2nd	Fast	Bench
INS	26	18	18	5	15
LUC	22	19	16	2	21

Last FG - INS 2nd-00:41, LUC 2nd-01:16.
 Largest lead - INS by 2 1st-14:28, LUC by 21 1st-02:19.

Score tied - 2 times.
 Lead changed - 2 times.



Official Basketball Box Score -- Game Totals -- Final Statistics
Eastern Kentucky vs Indiana State
 11/14/10 3:00 p.m. at Joseph J. Gentile Center - Chicago, Ill.



Eastern Kentucky 64 • 1-2

#	Player		Total		3-Ptr		Rebounds			PF	TP	A	TO	Blk	Stl	Min
			FG-FGA	FG-FGA	FT-FTA	Off	Def	Tot								
24	JOHNSON, Jeff	f	2-4	1-2	2-2	0	5	5	5	7	2	1	0	1	26	
32	PERRIN, Spencer	f	1-6	0-1	0-2	1	4	5	1	2	3	1	1	1	32	
05	JONES, Joshua	g	3-10	1-3	2-4	1	2	3	2	9	0	1	1	0	36	
10	McDONALD, Devin	g	5-7	1-1	7-8	0	3	3	1	18	1	3	0	0	33	
22	DANIEL, Josh	g	5-9	2-6	5-5	0	3	3	1	17	0	2	1	1	34	
01	CRUZ, Willie		1-2	0-0	4-6	2	5	7	2	6	3	3	0	0	22	
12	NEWBY, Jabs		0-2	0-0	0-0	1	2	3	2	0	0	0	0	0	11	
15	JONES, Jaron		0-1	0-0	0-0	0	0	0	4	0	0	0	0	0	11	
20	ALLGOOD, Jeff		1-2	1-2	0-0	0	0	0	0	3	0	0	0	0	11	
33	MUFF, Deverin		0-0	0-0	2-3	1	0	1	1	2	0	3	1	0	9	
41	FLIPEK, Taylor		0-2	0-0	0-0	1	0	1	0	0	0	0	0	0	0+	
	Team					2	2	4			2					
	Totals		18-45	6-15	22-30	9	26	35	19	64	9	16	4	4	225	

2010-11 Box Scores



Official Basketball Box Score -- Game Totals -- Final Statistics
Indiana State vs Oral Roberts
 11/20/10 7:05 p.m. at Tulsa, Okla. (Mabee Center)

**Indiana State 74 • 2-3**

#	Player		Total		3-Ptr		Rebounds			PF	TP	A					Min
			FG-FGA	FG-FGA	FT-FTA	FT-FTA	Off	Def	Tot			To	Blk	Stl			
15	Richard, Carl	f	5-12	0-1	0-0	2	5	7	4	10	0	2	0	2	31		
34	Walker, Myles	f	2-5	0-0	0-2	1	4	5	3	4	1	0	2	0	17		
03	Kelly, Jake	g	4-8	1-2	7-9	0	1	1	4	16	3	4	1	1	36		
13	Odum, Jake	g	1-2	1-2	7-8	0	5	5	2	10	4	4	0	1	31		
20	Lathan, Dwayne	g	9-13	1-2	2-3	2	6	8	4	21	1	4	0	0	32		
01	Doluony, Koang		0-0	0-0	0-0	1	0	1	0	0	0	0	1	0	5		
21	Martin, Isiah		2-8	0-0	3-4	6	3	9	4	7	0	0	2	0	23		
24	Printy, Jordan		2-5	2-5	0-0	0	1	1	1	6	0	0	0	0	13		
25	McWhorter, Steve		0-0	0-0	0-0	0	0	0	1	0	1	0	0	0	3		
31	Mahurin, RJ		0-0	0-0	0-0	0	0	0	1	0	0	0	0	0	1		
32	Carter, Aaron		0-1	0-1	0-0	0	1	1	0	0	0	0	0	0	8		
Team						1	1	2									
Totals			25-54	5-13	19-26	13	27	40	24	74	10	14	6	4	200		

FG % 1st Half: 13-28 46.4% 2nd half: 12-26 46.2% Game: 25-54 46.3% Deadball Rebounds 2
 3FG % 1st Half: 4-7 57.1% 2nd half: 1-6 16.7% Game: 5-13 38.5%
 FT % 1st Half: 4-6 66.7% 2nd half: 15-20 75.0% Game: 19-26 73.1%

Oral Roberts 69 • 0-3

#	Player		Total			Rebounds			PF	TP	A TO Blk Stl					Min
			FG-FGA	FG-FGA	FT-FTA	Off	Def	Tot								
22	ROUNDTREE, Steven	f	4-11	0-1	10-19	7	6	13	5	18	1	2	0	3	27	
45	MORRISON, Dominique	f	3-13	0-1	7-9	4	9	13	2	13	1	2	0	0	34	
32	BELL-HOLTER, Damen	c	1-1	0-0	1-2	0	0	0	2	3	0	1	1	0	18	
13	NILES, Warren	g	8-16	1-5	1-2	0	2	2	3	18	1	1	0	0	37	
44	MCCLINTOCK, Hunter	g	4-9	2-4	1-3	1	0	1	1	11	1	2	0	0	30	
04	PEARSON, Roderick		0-0	0-0	0-0	0	0	0	5	0	2	1	0	0	10	
05	MORTON, Tim		2-2	0-0	0-1	1	2	3	0	4	1	0	0	0	13	
12	HOLDMAN, Ken		1-4	0-1	0-0	0	2	2	3	2	2	0	0	2	27	
42	NASARRE, Javier		0-0	0-0	0-0	0	0	0	1	0	0	0	0	0	4	
	Team					1	0	1								
Totals			23-56	3-12	20-36	14	21	35	22	69	9	9	1	5	200	

FG % 1st Half: 13-27 48.1% 2nd half: 10-29 34.5% Game: 23-56 41.1% Deadball Rebounds 8
 3FG % 1st Half: 1-4 25.0% 2nd half: 2-8 25.0% Game: 5-13 38.5%
 FT % 1st Half: 5-10 50.0% 2nd half: 15-26 57.7% Game: 20-36 55.6%

Officials: Hal Lusk, John Moore, Brian McNally
 Technical fouls: Indiana State-None. Oral Roberts-None.
 Attendance: 2893

Score by periods	1st	2nd	Total
Indiana State	34	40	74
Oral Roberts	32	37	69

Points	In	Off	2nd	Fast	Bench
INS	26	5	14	4	13
ORU	24	15	16	6	6

Last FG - INS 2nd-02:51, ORU 2nd-00:12.
 Largest lead - INS by 11 2nd-14:02, ORU by 4 1st-16:27.

Score tied - 4 times.
 Lead changed - 12 times.



Official Basketball Box Score -- Game Totals -- Final Statistics
Buffalo vs Indiana State
 11-27-10 1:05 pm ET at Hulman Center (Terre Haute, Ind.)

**Buffalo 54 • 3-2**

#	Player		Total		3-Ptr		Rebounds			PF	TP	A TO Blk Stl					Min
			FG	FGA	FG	FGA	FT	FTA	Off			Def	Tot	A	TO	Blk	
21	WATT, Mitchell	f	1-3	0-0	1-1		1	1	2	5	3	0	2	0	0	0	9
30	ROBINSON, Titus	f	2-6	0-0	0-0		1	1	2	4	4	0	2	0	0	0	17
02	MULKEY, Byron	g	3-12	1-4	4-4		0	2	2	2	11	7	1	0	3	26	
05	FILZEN, Zach	g	4-14	1-5	4-4		1	3	4	2	13	1	3	0	2	36	
24	BARNETT, Dave	g	4-6	1-2	2-2		1	5	6	3	11	1	4	1	0	33	
01	WATSON, Tony		0-1	0-1	0-0		0	4	4	1	0	1	1	0	1	14	
03	OLDHAM, Jarod		0-1	0-1	0-0		0	1	1	1	0	0	2	0	0	9	
10	RALEY-ROSS, Corey		0-0	0-0	0-0		0	0	0	0	0	0	0	0	0	4	
12	MCCREA, Javon		2-5	0-0	4-5		3	2	5	0	8	0	1	1	2	25	
22	NUIRIANKH, Auraum		0-0	0-0	0-0		0	1	1	1	0	0	1	0	0	1	
32	ALSTON, Jawaan		1-1	0-0	0-0		1	0	1	3	2	0	3	0	0	19	
33	DOWNING, Cameron		1-1	0-0	0-1		1	0	1	1	2	1	0	0	0	7	
	Team						3	2	5								
Totals			18-50	3-13	15-17		12	22	34	23	54	11	20	2	8	200	

FG % 1st Half: 8-22 36.4% 2nd half: 10-28 35.7% Game: 18-50 36.0% Deadball Rebounds 0
 3FG % 1st Half: 2-6 33.3% 2nd half: 1-7 14.3% Game: 3-13 23.1%
 FT % 1st Half: 3-4 75.0% 2nd half: 12-13 92.3% Game: 15-17 88.2%

Indiana State 58 • 3-3

#	Player		Total		3-Ptr		Rebounds			PF	TP	A TO Blk Stl					Min
			FG-FGA	FG-FGA	FT-FTA	FT-FTA	Off	Def	Tot								
15	Richard, Carl	f	3-8	1-2	0-0	2	8	10	3	7	1	1	0	0	35		
34	Walker, Myles	c	3-10	0-0	3-7	3	4	7	2	9	0	4	1	3	33		
03	Kelly, Jake	g	3-7	1-3	3-4	0	2	2	5	10	2	4	2	1	17		
13	Odum, Jake	g	4-4	0-0	2-4	0	1	1	2	10	3	1	2	3	35		
20	Lathan, Dwayne	g	4-9	1-1	0-0	4	5	9	3	9	4	5	0	0	30		
01	Doluony, Koang		0-1	0-1	0-1	0	0	0	0	0	0	0	0	0	2		
02	Eitel, Lucas		0-0	0-0	0-0	0	0	0	0	0	0	0	0	0	2		
21	Martin, Isiah		0-1	0-1	0-0	0	0	0	1	0	0	0	0	1	4		
25	McWhorter, Steve		1-1	0-0	1-2	0	0	0	1	3	1	0	0	2	8		
31	Mahurin, RJ		1-1	1-1	0-0	0	0	0	1	3	1	0	0	0	6		
32	Carter, Aaron		2-7	2-4	1-2	0	2	2	1	7	0	0	2	0	28		
Team						2	0	2									
Totals			21-49	6-13	10-20	11	22	33	19	58	12	15	7	10	200		

FG % 1st Half: 9-28 32.1% 2nd half: 12-21 57.1% Game: 21-49 42.9% Deadball Rebounds 5
 3FG % 1st Half: 2-7 28.6% 2nd half: 4-6 66.7% Game: 6-13 46.2%
 FT % 1st Half: 3-8 37.5% 2nd half: 7-12 58.3% Game: 10-20 50.0%

Officials: Terry Wymer, Bo Boroski, Steve Skiles
 Technical fouls: Buffalo-None. Indiana State-None.
 Attendance: 3927

Score by periods	1st	2nd	Total
Buffalo	21	33	54
Indiana State	23	35	58

Points	In	Off	2nd	Fast	Bench
UB	18	8	14	2	12
INS	26	26	9	4	13

Last FG - UB 2nd-00:01, INS 2nd-00:28.
 Largest lead - UB by 4 1st-12:28, INS by 7 2nd-00:14.

Score tied - 10 times.
 Lead changed - 9 times.



Official Basketball Box Score -- Game Totals -- Final Statistics
Indiana State vs Notre Dame
 11-30-10 7:30 p.m. at Purcell Pavilion, Notre Dame, Ind.

**Indiana State 72 • (3-4)**

#	Player		Total		3-Ptr		Rebounds			PF	TP	A					Min
			FG-FGA	FG-FGA	FT-FTA	Off	Def	Tot	To			Bk	Stl				
15	Richard, Carl	f	5-9	0-1	4-5	1	3	4	4	14	1	1	0	3	31		
34	Walker, Myles	c	5-10	0-0	0-0	0	0	0	3	10	2	1	1	1	29		
03	Kelly, Jake	g	7-13	2-3	1-2	1	4	5	3	17	4	2	1	0	37		
13	Odum, Jake	g	1-4	0-1	3-4	0	2	2	4	5	4	0	1	1	29		
20	Lathan, Dwayne	g	7-16	2-5	6-7	0	1	1	1	22	2	3	0	1	31		
01	Doluony, Koang		1-3	0-2	0-0	1	0	1	1	2	0	0	1	0	13		
02	Eitel, Lucas		1-1	0-0	0-0	0	1	1	0	2	0	0	0	0	7		
21	Martin, Isiah		0-0	0-0	0-0	0	1	1	2	0	0	0	0	0	2		
25	McWhorter, Steve		0-0	0-0	0-0	0	0	0	0	0	0	0	0	0	2		
31	Mahurin, RJ		0-1	0-1	0-0	0	2	2	1	0	0	0	0	1	8		
32	Carter, Aaron		0-4	0-2	0-0	2	1	3	3	0	1	0	0	0	11		
Team						5	2	7									
			27-61	4-15	14-18	10	17	27	22	72	14	7	4	7	200		

FG % 1st Half: 14-32 43.8% 2nd half: 13-29 44.8% Game: 27-61 44.3% Deadball Rebounds 1
 3FG % 1st Half: 3-11 27.3% 2nd half: 1-4 25.0% Game: 4-15 26.7%
 FT % 1st Half: 2-3 66.7% 2nd half: 12-15 80.0% Game: 14-18 77.8%

Notre Dame 81 • (8-0)

#	Player	Total			3-Ptr		Rebounds					PF	TP	A	TO	Blk	Stl	Min
		FG	FGA	FT	FTA	Off	Def	Tot										
01	NASH, Tyrone	f	5-7	0-0	6-9	2	5	7	1	16	4	2	1	1			35	
21	ABROMATIS, Tim	f	4-11	3-7	2-2	0	4	4	3	13	3	1	0	1			33	
34	SCOTT, Carleton	f	4-7	1-3	2-2	1	7	8	4	11	2	1	4	0			35	
14	MARTIN, Scott	g	7-12	1-4	0-1	3	2	5	2	15	2	1	0	0			29	
23	HANSBROUGH, Ben	g	8-12	4-5	4-4	0	2	2	2	24	5	4	0	1			33	
00	ATKINS, Eric		0-3	0-1	0-0	1	2	3	2	0	4	3	0	1			23	
32	BROOKS, Joe		0-0	0-0	2-4	0	3	3	1	2	1	0	0	0			11	
45	COOLEY, Jack		0-0	0-0	0-0	0	0	0	1	0	0	0	0	0			1	
	Team					2	2	4										
	Totals		28-52	9-20	16-22	9	27	36	16	81	21	12	5	4			200	