Indiana State

Indiana State Athletics Media Relations Office
Ace Hunt, Media Relations Director ■ ace.hunt@indstate.edu
401 N Fourth Street, Room 101B, Terre Haute, IN 47809
Office: 812-237-4161 ■ Cell: 812-243-5568 ■ Fax: 812-237-4193
Secondary Basketball Contact: Danny Pfrank (danny.pfrank@indstate.edu)
Secondary Basketball Contact: Blaine Kinsey (bkinsey1@indstate.edu)

Indiana State (3-3, 0-0 MVC)
SYCAMORES

Date	Opponent	Time/Result
Nov. 2	**Rose-Hulman (EX)**	**W, 83-44**
Nov. 6	**Wabash (EX)**	**W, 71-60**
Nov. 12	vs. Texas-Pan American (1)	W, 69-46.
Nov. 13	at Loyola (1)	L, 74-86.
Nov. 14	vs. Eastern Kentucky (1)	L, 59-64 (ot).
Nov. 17	at Ball State	L, 60-75.
Nov. 20	at Oral Roberts	W, 74-69
Nov. 27	**Buffalo**	**W, 58-54**
Nov. 30	*at Notre Dame*	*7:30 p.m.*
Dec. 4	at Wyoming (2)	7:00 p.m.
Dec. 8	**DePaul**	**8:05 p.m.**
Dec. 12	**Oakland City**	**3:35 p.m.**
Dec. 18	vs. Purdue (3)	4:00 p.m.
Dec. 29	**Bradley ***	**7:05 p.m.**
Jan. 1	at Evansville *	8:05 p.m.
Jan. 4	**Illinois State ***	**7:05 p.m.**
Jan. 7	**Northern Iowa ***	**7:05 p.m.**
Jan. 9	at Drake *	6:05 p.m.
Jan. 12	at Bradley *	8:05 p.m.
Jan. 16	**Creighton ***	**1:05 p.m.**
Jan. 19	**Missouri State ***	**7:05 p.m.**
Jan. 22	at Wichita State *	8:05 p.m.
Jan. 26	**Evansville ***	**7:05 p.m.**
Jan. 29	at Creighton *	3:05 p.m.
Feb. 1	**Wichita State ***	**7:05 p.m.**
Feb. 5	at Missouri State *	3:05 p.m.
Feb. 9	at Illinois State *	8:05 p.m.
Feb. 12	**Drake ***	**1:05 p.m.**
Feb. 16	at Southern Illinois *	8:05 p.m.
Feb. 19	**Bracketbuster (3)**	**TBA**
Feb. 22	at Northern Iowa *	8:05 p.m.
Feb. 26	**Southern Illinois ***	**1:05 p.m.**
March 3-6	MVC Tournament (4)	TBA

(1) Nick Kladis Classic (Chicago, Ill.)
(2) MVC/Mountain West Challenge (Laramie, Wy.)
(3) Bracketbuster (Hulman Center)
(4) State Farm MVC Tournament (St. Louis, Mo.)

* Missouri Valley Conference Game
• All Times Eastern

Indiana State Travels To Notre Dame For First Time In 63 Years On Tuesday

SETTING THE STAGE

Indiana State continues year one of the Greg Lansing era on Tuesday evening, November 30, when they travel to Notre Dame. Tip-off at The Joyce Center is 7:30 p.m. (ET). The game will be broadcast live locally on the radio via ESPN Radio 92.7 FM & 1300 AM, with an internet broadcast available on GoSycamores.com. The contest will also be televised on the internet on a pay-per-view basis on Notre Dame All-Access. Information about subscribing to the broadcast can be found on UND.com. Additionally live stats for the contest can be found at GoSycamores.com.

ON THE AIR

National Television
Notre Dame All-Access (PPV)
UND.com

Radio
Nelligan Sports Marketing Radio Network
Flagship: ESPN Radio 92.7 FM & 1300 AM
Play-By-Play: Brian Fritz
Color: Matt Renn
Online: GoSycamores.com

THE NOTRE DAME SERIES

Indiana State and Notre Dame have played just once -- in the third game of the 1947-48 season with the Fighting Irish taking a 66-49 decision. ISU was led in that contest by legendary head coach John Wooden.

THE HEAD COACHES

INDIANA STATE: Greg Lansing (South Dakota, '90)
— at Indiana State: 3-3 (First Season)
— Overall: 3-3 (First Season)
— vs. Notre Dame: First Meeting
— vs. Missouri Valley Conference: 0-0

NOTRE DAME: Mike Brey (George Washington, '82)
— at Notre Dame: 218-113 (11th Season)
— Overall: 317-165 (16th Season)
— vs. Indiana State: First Meeting

QUICK HITS

— Indiana State is playing away from Hulman Center for the sixth time in its first seven games of the 2010-11 campaign.

— Indiana State's victory over Oral Roberts on November 20 marked the 2,500th contest in the history of the Sycamore basketball program.

— The Sycamores have out-rebounded four of its first six opponents this season. Junior Carl Richard is the Sycamores' leading rebounder, averaging 9.7 caroms per contest and has posted double digit rebounding games three this season (vs. UT-Pan American, at Ball State & Buffalo). Richard's 9.7 rebounding average is currently the best in the Missouri Valley Conference.

Media Services

GoSycamores.com

The Official Home of Sycamore Athletics

ISU Athletics and Sycamore basketball information can be accessed online at all times. Complete statistics, notes, recaps, features and archives, as well as live video, are available at GoSycamores.com.

Social Media

Indiana State basketball information can be found on facebook.com/Sycamores as well as twitter.com/IndStAthletics

Radio Show

Head coach Greg Lansing will join play-by-play voice Brian Fritz every Monday for the Greg Lansing Radio Show at 6 p.m. (will air at 7 p.m. until football season concludes). The show will take place live from 7th & Elm Bar & Grill in Terre Haute and will air on ESPN Radio 92.7 FM & 1300 AM in the Wabash Valley.

Interview Availability

Each day on game week, ISU players will be available at Hulman Center 30 minutes after each practice session. Coach Greg Lansing will be available at this time or upon prior arrangements with the ISU Athletics Media Relations Office. Please call Ace Hunt at (812) 237-4161 to confirm practice times or schedule an interview with coach Lansing or Sycamore student-athletes through the week. All interviews are to be coordinated through the Media Relations Office. This allows the staff to arrange the interview when it best suits the student athlete's and reporter's schedules. Please contact the Media Relations Office in advance to make your interview requests. ***Media are not permitted to contact student-athletes on their own at any time.***

MVC Teleconference

All ten league head coaches are available on the league's weekly coaches' teleconference on Tuesday (beginning Jan. 4) during the conference regular season. The call begins at 11:00 a.m. and coach Lansing will make his weekly appearance beginning at 11:30 a.m. Media members may call 877-441-0941 to join the teleconference.

Postgame Policies

Ace Hunt will coordinate all postgame interviews for the Sycamores, as the locker room is closed to media. On the road, Coach Lansing and selected players will be made available after a brief cooling off period in an area outside the locker room or a space designated by the host school. At home, both team's head coaches as well as selected players will be made available in the media room located inside Hulman Center.

2010-11 Indiana State Basketball Roster

No.	Name	Pos.	Ht.	Wt.	Yr.	Exp.	Hometown (Previous School)
0	Jake Kitchell	F	6-10	225	Fr.	HS	Union Mills, Ind. (South Central HS)
1	Koang Doluony	F	6-8	195	So.	1L	Omaha, Neb. (Bryan HS)
2	Lucas Eitel	G	6-2	195	Fr.	RS	Marshall, Ill. (Marshall HS.)
3	Jake Kelly	G	6-6	185	Jr.	TR	Carmel, Ind. (Iowa)
10	Logan Eitel	G	6-2	190	Fr.	RS	Marshall, Ill. (Marshall HS.)
13	Jake Odum	G	6-4	170	Fr.	RS	Terre Haute, Ind. (South Vigo)
15	Carl Richard	G	6-5	215	Jr.	2L	Chicago, Ill. (Richards HS)
20	Dwayne Lathan	G	6-3	205	Jr.	1L	Chatham, La. (Louisiana Tech)
21	Isiah Martin	F	6-8	220	Sr.	3L	Chicago, Ill. (Morgan Park HS)
24	Jordan Printy	G	6-4	185	Jr.	2L	Marion, Iowa (Linn-Marr HS)
25	Steve McWhorter	G	6-2	185	Fr.	HS	Racine, Wis. (Saint Catherines HS)
31	RJ Mahurin	F	6-8	210	Fr.	RS	Rockville (Rockville HS)
32	Aaron Carter	G	6-4	195	Sr.	3L	Cannelton, Ind. (Perry Central HS)
34	Myles Walker	C	6-8	250	Jr.	TR	San Antonio, Texas (South Plains JC)

Head Coach: Greg Lansing (Iowa '90)
Associate Head Coach: Lou Gudino (Indiana '97)
Assistant Coaches: Deryl Cunningham (Kansas State '94), David Ragland (Southern Indiana, '03)
Director of Basketball Operations: John Blackwell (Notre Dame, '03)
Graduate Manager: Doug Svatos (Nebraska, '10)
Athletic Trainer: Brad Yeargin (Charleston Southern '02)
Sports Information Director: Ace Hunt (South Carolina, '99)

The Indiana State Head Coach

Indiana State head coach Greg Lansing (South Dakota, 1990) is 3-3 (.500) overall in his first season as a head coach, all with the Sycamores. He is 0-0 all-time in MVC games, including a 0-0 mark at home, a 0-0 mark on the road and a 0-0 record in neutral court contests. During his career, he is 1-0 in all home games, 1-2 on the road, 1-1 in neutral court contests and 2-1 in games decided by five points or less. Lansing is 0-0 all-time against Notre Dame, including a 0-0 record at the Joyce Center. With the Trees, Lansing is 0-1 in overtime games, and 2-0 when holding teams to 60 points or less. Tuesday's game is Greg Lansing's seventh game as Indiana State head coach.

Television Particulars

Tuesday's game will be televised world-wide on the internet on a pay-per-view basis on UND.com. Fans should point their browsers to UND.com for more information on purchasing a subscription to Notre Dame All-Access.

A Little History

Indiana State is currently in its 115th season of college basketball at the school. The Sycamores are 1,351-1,150 all-time on the hardwood. Indiana State's game at Oral Roberts this season was the historic 2,500th game in the history of the program.

For Home Openers

Indiana State won for the ninth time in its last 11 home opening contests with its 58-54 victory over Buffalo. The only setbacks in lidlifters at Hulman Center during that time span came against North Texas in 2008 and against Valparaiso in 2001. ISU won two home openers in a row.

Jake & Jake Plus Nine

Jake Kelly and Jake Odum paced the Sycamores with 10 points each during the 58-54 home opener victory against Buffalo. Kelly was 3-of-7 from the field, hit a key 3-pointer and was 3-of-4 at the free throw line. He added a pair of rebounds and assists as well as two blocked shots despite battling foul trouble. Redshirt freshman Odum was a perfect 4-of-4 from the field and was 2-of-4 at the free throw line with three assists and two blocked shots plus three steals in 35 minutes of action against the Bulls. While the two Jakes scored a combined 20 points the other nine players who saw action for the Trees, tallied 34 points in the victory.

An Indiana State Win Over Notre Dame Would …

• Be Indiana State's first victory over Notre Dame in just two all-time meetings.

• Break a nine-game losing streak against current members of the BIG EAST Conference, dating back to a 84-63 home court victory over Cincinnati on December 16, 1983.

• Be Indiana State's first road non-conference victory over an Indiana school since taking downing Butler 59-58 on December 17, 2005 inside Hinkle Fieldhouse.

Getting To The Glass

Indiana State has been extremely strong on the boards this season as ISU has pulled down a total of 220 rebounds while the opposition has just 197. ISU is averaging 36.7 caroms per game while the five opponents are averaging 32.8. Leading the way for ISU has been the performance on the boards of Carl Richard, who is averaging 9.7 rebounds per game, including a total of 18 offensive rebounds. Indiana State has outrebounded four of its six opponents this season. The Sycamores are one of eight Valley teams to hold a positive rebounding margin so far this season. Richard's 9.7 rebounds per game is currently tops in the Missouri Valley Conference.

Printy Moving Up Indiana State 3-Point List

Indiana State junior Jordan Printy currently has 113 career 3-pointers and needs just two more to tie David Moss' 115 which is 10th on the ISU all-time list. Printy is one of just 14 Sycamores in the history of the program to hit at least 100 3-point field goals in a career.

Isiah Martin Ranks Highly For Career Blocked Shots

Indiana State junior Isiah Martin now has 117 blocked shots in his career following his posting of one against Buffalo. His current total of 117 blocks ranks third all-time in the history of the program as he recently passed Nate Green for third (109). The Indiana State school record is 168, set by DeCarsta Webster from 1975-78. Martin needs 10 more to catch Djibril Kante who for second place with 127. For the season, Martin is averaging 1.6 blocked shots per game and is one of two Sycamores to rank in the Valley's Top 5. Myles Walker's 1.7 blocks per game average is second while Martin's 1.3 is fifth. As a team, Indiana State is averaging 5.5 blocked shots per game which is the best in the league. ISU had seven rejections in their last outing against Buffalo.

Kelly One Of The Top Scorers In The Missouri Valley

Indiana State senior Jake Kelly leads the Sycamores with his 11.7 ppg average, which ranks in 15th in the Missouri Valley Conference rankings.

King Of The Four-Point Play

Indiana State senior Aaron Carter has become known as the "King of the 4-Point Play" in the Sycamores circles. For the most part, converting a 4-point play is extremely rare, but for Carter it is becoming old hat. Carter converted a 4-point play, defined as being fouled in the act of shooting a successful 3-point field goal and then converting the free throw, six times in his Sycamore career. Carter posted a pair as a sophomore and had four last year, including one with 3:42 to play in the first half against Drake this past week. Carter converted two in one game earlier this season at Missouri State as part of a 24-point second half comeback for Indiana State.

Notching An Oklahoma Road Victory

Indiana State kept up its winning ways against Oral Roberts with a 74-69 road victory versus the Golden Eagles. ISU has now won each of the last three meetings in the series, including their first on the road. ISU also won its first game in the state of Oklahoma since February 14, 1980 when the Sycamores took down then Valley-member Tulsa, 70-66. The win at Oral Roberts was also the first road victory for first-year head coach Greg Lansing.

Preseason Missouri Valley Conference Predictions

The Indiana State basketball team has received a seventh place predicted finish as announced today (Oct. 26) by the league office. The annual preseason poll was conducted earlier this

National Polls

Associated Press -- Top 25
(November 28, 2010)

	Team	Record	Points	LR
1	Duke (58)	3-0	1,616	
2	Michigan State (6)	2-0	1,547	
3	Ohio State	3-0	1,437	
4	Kansas State (1)	3-0	1,423	
5	Pittsburgh	5-0	1,388	
6	Kansas	3-0	1,263	
7	Villanova	4-0	1,260	
8	Kentucky	2-0	1,063	
9	Syracuse	4-0	972	
10	**Purdue**	**3-0**	**905**	
11	Missouri	2-0	862	
12	Baylor	3-0	757	
13	Washington	2-0	735	
14	Memphis	4-0	707	
15	Minnesota	5-0	608	
16	Florida	3-1	589	
16	Georgetown	5-0	589	
18	San Diego State	4-0	567	
19	Illinois	4-1	460	
20	Texas	3-1	424	
21	Temple	2-0	362	
22	Gonzaga	2-1	355	
23	Brigham Young	3-0	347	
24	Tennessee	3-0	164	
25	North Carolina	2-2	124	

Others receiving votes: Virginia Tech 109, West Virginia 99, Butler 96, Louisville 76, UNLV 66, Florida State 36, Vanderbilt 31, Georgia 28, **Wichita State 16**, UCLA 10, Connecticut 8, Arizona 5, Wisconsin 5, Richmond 5, Saint Mary's 4, Mississippi State 3, Iowa State 1, California 1, Virginia Military 1, Xavier 1.

Coaches Poll -- Top 25
(November 28, 2010)

	Team	Record	Points	LR
1	Duke (29)	3-0	773	
2	Michigan State (2)	2-0	741	
3	Ohio State	3-0	670	
4	Kansas State	3-0	666	
5	Pittsburgh	5-0	664	
6	Kansas	3-0	599	
7	Villanova	4-0	584	
8	**Purdue**	**3-0**	**508**	
9	Kentucky	2-0	476	
10	Syracuse	4-0	474	
11	Washington	2-0	429	
12	Missouri	2-0	411	
13	Baylor	3-0	341	
14	Florida	3-1	308	
15	Memphis	4-0	287	
16	Georgetown	5-0	265	
17	Minnesota	5-0	219	
18	Gonzaga	2-1	215	
19	Illinois	4-1	211	
20	Temple	2-0	197	
21	Texas	3-1	188	
22	San Diego State	4-0	164	
23	Butler	2-1	113	
24	Tennessee	3-0	102	
25	North Carolina	2-2	99	

Others receiving votes: Brigham Young 63, West Virginia 50, Virginia Tech 47, UNLV 39, Florida State 35, Wisconsin 27, Louisville 21, Vanderbilt 20, **Wichita State 14**, UCLA 12, Dayton 8, Mississippi State 7, Richmond 6, Saint Mary's 6, Utah State 5, Xavier 4, New Mexico 4, Murray State 2, Northwestern 2, Arizona 2, Marquette 2, Maryland 1, Georgia 1, California 1, Texas A&M 1, North Carolina State 1.

2010-11 Opponents in Bold

ISU By The Numbers

Team Highs

Points..... 74, twice (Last 11/20/10)
Field Goals Made..... 27, at Loyola-Chicago (11/13/10)
Field Goal Att..... 59, at Loyola-Chicago (11/13/10)
Field Goal Pct. .....50.0 %, vs. UTPA (11/12/10)
3 Point Field Goals..... 12, at Loyola-Chicago (11/13/10)
3 Point Field Goal Att... 26, at Loyola-Chicago (11/13/10)
3 Point Pct. .....50 %, vs. UTPA (11/12/10)
Free Throws Made .....19, at Oral Roberts (11/20/10)
Free Throws Att. ..... 26, twice (Last 11/20/10)
Free Throw Pct.....75 %, at Ball State (11/17/10)
Rebounds..... 40, twice (Last 11/20/10)
Assists ..... 16, at Loyola-Chicago (11/13/10)
Steals .....10, vs. Buffalo (11/27/10)
Blocked Shots.....7, vs. Buffalo (11/27/10)
Turnovers ..... 26, at Ball State (11/17/10)
Fouls ..... 27, at Ball State (11/17/10)

Player Highs

Points.... 21, Dwayne Lathan, at Oral Roberts (11/20/10)
Field Goals Made..... 9, twice (Last 11/20/10)
Field Goal Att.....14, Dwayne Lathan vs. EKU (11/14/10)
3 Point Field Goals.....5, Jordan Printy at LUC (11/13/10)
3 Point Field Goal Att..9, Jordan Printy at LUC (11/13/10)
Free Throws Made ..... 7, twice (Last 11/20/10)
Free Throws Att. ..... 9, Jake Kelly at ORU (11/20/10)
Rebounds..... 13, Carl Richard vs. UTPA (11/12/10)
Assists .....5, four times (Last 11/14/10)
Steals ..... 3, twice (Last 11/27/10)
Blocked Shots..... 4, Myles Walker vs. EKU (11/14/10)
Turnovers .....7, Jake Kelly at Ball State (11/17/10)

20+ Point Scoring Games

Dwayne Lathan ..... 1 (Last at ORU 11/20/10)

Double Digit Scoring Games

Jake Kelly .....5 (Last vs. Buffalo 11/27/10)
Carl Richard..... 3 (Last at ORU 11/20/10)
Dwayne Lathan ..... 3 (Last at ORU 11/20/10)
Jake Odum .....2 (Last vs. Buffalo 11/27/10)
Jordan Printy..... 2 (Last at LUC 11/13/10)
Myles Walker..... 1 (Last at LUC 11/13/10)
Koang Doluony.....1 (Last vs. UTPA 11/12/10)

Double Digit Rebounding Games

Carl Richard.....3 (Last vs. Buffalo 11/27/10)
Myles Walker.....1 (Last vs. EKU 11/14/10)

Double-Double Games

Carl Richard.....1 (Last at BSU 11/17/10)

Weekly MVC Player Awards

month by the conference's head coaches, media panel and sports information directors. The Sycamores finished in a tie for fifth place last year in the league standings and received the No. 6 seed at the State Farm Missouri Valley Conference Tournament in St. Louis. ISU finished the 2008-09 campaign with a 17-15 overall record and a 9-9 mark in league play.

Wichita State garnered 33 first place votes and are picked to win the league with 382 points. Missouri State took home one first place vote and is slated to finish second (313 points) while 2010 NCAA Sweet Sixteen qualifier Northern Iowa received three first place votes and is picked third (289 points). In fourth is Creighton with 282 points while Bradley received the final two first place votes and tallied 264 points. Illinois State was sixth with 165 points while the Sycamores had 136 in seventh. Drake was eighth with 121 points, Southern Illinois was ninth with 120 and Evansville rounded out the poll with 73 points.

The MVC preseason team included Kwadzo Ahelegbe (Northern Iowa), Kenny Lawson, Jr. (Creighton), Sam Maniscalco (Bradley), Toure Murry (Wichita State) and Kyle Weems (Missouri State). The honorable mention squad included Taylor Brown (Bradley), J.T. Durley (Wichita State), Adam Leonard (Missouri State), Colt Ryan (Evansville), Seth VanDeest (Drake) and Andrew Warren (Bradley).

Sycamores Sign Devonte Brown & Justin Gant

Indiana State basketball head coach Greg Lansing landed two in his first official recruiting class during the Early Signing Period as Devonte Brown & Justin Gant inked a national letters of intent and will join the Sycamore program next season as incoming freshmen.

Brown is a native of Killeen, Texas where he is a senior guard for Killeen Ellison High School. He is 6-3, 185 and averaged 15 points, seven rebounds, four steals and three assists per game at Ellison during his junior season, one year after he earned a starting role for the Screaming Eagles. Brown played shooting guard for 22-11 Ellison last season, leading it to the Texas 5-A playoffs as Killeen's best team in that class. Brown will switch and play point guard during his senior season at Ellison.

Gant is a 6-8, 210 power forward who has been a three-year starter for head coach Todd Woelfle at Terre Haute North Vigo High School. Gant was third in the Metropolitan Interscholastic Conference in scoring, averaging 17 points per game for the 17-7 Patriots. Gant averaged 17 on a team that scored 50 points per game, one of the best percentages among MIC leaders as far as percentage of points he provided for his team. He also averaged 8 rebounds per game. He played AAU basketball for the Spiece Select 2011 team. Gant averaged 16 points and 10 rebounds per game for Spiece. He also played for the Indiana Elite team between his sophomore and junior seasons at North.

Sycamores Return To Postseason In 2010

Indiana State made its first appearance in the postseason by accepting an invitation last year to the College Basketball Invitational (CBI) by traveling to Saint Louis since participating in the 2001 NCAA Tournament when the Sycamores downed No. 4 seeded Oklahoma in the first round by the score of 70-68 (OT). ISU is 38-20 all-time in postseason play. The Sycamores won the 1950 NAIB National Championship, downing Delta State, Arkansas State, Baldwin-Wallace, Tampa and East Central Oklahoma. The Sycamores have appeared in the 1942 & 1943 National Intercollegiate Tournament, the 1946, 1948, 1949 & 1950 NAIB National Tournament, the 1952, 1953, 1954, 1959, 1962 & 1963 NAIA National Tournament; the 1966, 1967 & 1968 NCAA College Division Tournament; the 1977 & 1978 National Invitation Tournament; and the 1979 & 2001 NCAA Division I Basketball Championship. ISU made a run to the 1979 NCAA Final Four behind the star power of Sycamore legend Larry Bird, falling in the national championship contest to Michigan State, 75-64 in a game that is still the highest rated television basketball broadcast of all-time.

Up Next

Indiana State stays on the road to take on Wyoming on December 4 in Laramie as part of the MVC/Mountain West Challenge Series. Tipoff is slated for 7:00 p.m. (ET). The game can be heard live on ESPN Radio 92.7 FM as well as 1300 AM.

Record Breakdown

Overall	3-3
MVC	0-0
Non-Conference	3-3
Vs. Ranked Opponent	0-0
At Hulman Center	1-0
On The Road	1-2
At Neutral Court	1-1
Leading At Half	3-0
Trailing At Half	0-2
Tied At Half	0-1
In Overtime	0-1
No Players In Double Figures	0-0
1 Player in Double Figures	0-1
2 Players in Double Figures	1-0
3 Players in Double Figures	1-1
4 Players in Double Figures	1-1
5 Players In Double Figures	0-0
Starters Outscore Opp. Starters	2-0
Opp. Starters Outscore Starters	1-3
Bench Outscores Opp. Bench	3-1
Opp. Bench Outscores Bench	0-1
Shooting 50% or better	1-0
Opp. Shoots 50% or better	0-2
Shooting Between 40-49%	2-2
Opp. Shoots Between 40-49%	1-1
Shooting Below 40%	0-1
Opponent Shoots Below 40%	1-0
Shooting Better Than Opp	3-0
Opp. Shooting Better Than ISU	0-3
Make More FT Than Opp	0-0
Makes Less FT Than Opp	3-3
Outrebounding Opponent	2-2
Opponent Outrebounds ISU	1-1
More Points In Paint	3-3
Opp. Gets More Points In Paint	0-0
Scoring More 2nd Chance Points	0-3
Opp. Scores More 2nd Chance Pts	3-0
Wearing White Uniforms	1-1
Wearing Blue Uniforms	2-2
Wearing "Throwback" Uniforms	0-0
On Live Television	1-2
In November	3-3
In December	0-0
In January	0-0
In February	0-0
In March	0-0
During The Day	1-1
At Night	2-2
On Sunday	0-1
On Monday	0-0
On Tuesday	0-0
On Wednesday	0-1
On Thursday	0-0
On Friday	1-0
On Saturday	2-1
Margin Of 1-5 Pts	2-1
Margin Of 6-10 Pts	0-0
Margin of 11-15 Pts	0-2
Margin of 16-20 Pts	0-0
Margin of 21 Or More	1-0
Having A 20-Pt Scorer	1-0
Having A 30-Pt Scorer	0-0
Scoring 59 Points Or less	1-1
Scoring 60-69 Points	1-1
Scoring 70-79 Points	1-1
Scoring 80-89 Points	0-0
Scoring 90-99 Points	0-0
Scoring 100 or More Points	0-0
Allowing 59 Points Or less	2-0
Allowing 60-69 Points	1-1
Allowing 70-79 Points	0-1
Allowing 80-89 Points	0-1
Allowing 90-99 Points	0-0
Allowing 100 or More Points	0-0

The Last Time ...

A team scored 100 points
ISU: December 1, 1994 vs. Eckerd (106)
Opp: January 16, 1997 vs. Illinois State (101)

A team scored 90 points
ISU: January 19, 2010 at Missouri State (92)
Opp: January 19, 2010 at Missouri State (99)

A team scored fewer than 50 points
ISU: January 16, 2010 at Northern Iowa (40)
Opp: November 12, 2010 vs. Texas-Pan American (46)

A team had four players in double figures
ISU: November 20, 2010 at Oral Roberts (Carl Richard, Jake Kelly, Jake Odum, Dwayne Lathan)
Opp: November 20, 2010 at Oral Roberts (Steven Roundtree, Dominique Morrison, Warren Niles, Hunter McClintock)

A team had five players in double figures
ISU: January 19, 2010 at Missouri State (Harry Marshall, Carl Richard, Jordan Printy, Aaron Carter, Rashad Reed)
Opp: November 13, 2010 at Loyola-Chicago (Ben Averkamp, Walt Gibler, Jordan Hicks, Terrance Hill, Geoff McCammon)

A team had six players in double figures
ISU: January 10, 2009 vs. Illinois State (Jordan Printy, Carl Richard, Harry Marshall, Rashad Reed, Aaron Carter, Jay Tunnell)
Opp: January 19, 2010 at Missouri state (Jermaine Mallett, Caleb Patterson, Will Creekmore, Kyle Weems, Keith Pickens, Nafis Ricks)

A team had two players with 20 points or more
ISU: January 19, 2010 at Missouri State (Harry Marshall & Carl Richard)
Opp: January 6, 2010 at Bradley (Andrew Warren and Sam Maniscalco)

A team made 35 or more field goals
ISU: December 19, 1996 vs. Middle Tennessee State (36)
Opp: January 21, 2006 vs. Bradley (35)

A team had 75 field goal attempts
ISU: December 27, 1996 vs. Middle Tennessee State (75)
Opp: February 21, 1996 vs. Southern Illinois (83)

A team shot 55 percent from the field
ISU: November 17, 2009 vs. Milwaukee (.577)
Opp: January 13, 2009 vs. Wichita State (.580)

A team shot 65 percent from the field
ISU: February 1, 1992 vs. Drake
Opp: NA

A team made 10 3-point field goals
ISU: November 13, 2010 at Loyola-Chicago (12)
Opp: November 13, 2010 at Loyola-Chicago (11)

A team failed to make a 3-point field goal
ISU: December 20, 2008 vs. DePauw (0-10)
Opp: November 16, 2009 at LSU (0-15)

A team made 30 free throws
ISU: December 22, 2005 vs. Illinois State (33-of-43)
Opp: February 27, 2008 vs. Northern Iowa (31-of-39)

A team recorded 25 assists
ISU: January 4, 2003 vs. Evansville (25)
Opp: January 21, 2006 vs. Bradley (26)

A team had less than 10 assists in a game
ISU: November 14, 2010 vs. Eastern Kentucky (9)
Opp: November 20, 2010 at Oral Roberts (9)

A team had 15 steals
ISU: December 19, 1999 vs. Murray State (19)
Opp: December 6, 2008 at Louisville (16)

A team blocked 10 shots
ISU: January 4, 2009 vs. Evansville (11)
Opp: December 6, 2008 at Louisville (16)

A team recorded 40 rebounds
ISU: November 20, 2010 at Oral Roberts (40)
Opp: March 5, 2010 vs. Illinois State (43)

A team had 50 rebounds
ISU: February 13, 1997 vs. Missouri State (54)
Opp: November 16, 2009 at LSU (50)

A team had 20 or more fouls
ISU: November 20, 2010 at Oral Roberts (24)
Opp: November 27, 2010 vs. Buffalo (23)

A team had 20 or more turnovers
ISU: November 17, 2010 at Ball State (26)
Opp: November 27, 2010 vs. Buffalo (20)

A team had five of fewer turnovers
ISU: February 13, 2010 vs. Drake (3)
Opp: February 20, 2010 at Green Bay (5)

A player scored 40 points
ISU: Nate Green (45), Dec. 19, 1999 vs. Eastern Illinois
Opp: NA

A player scored 30 points
ISU: Marico Stinson (37), Dec. 30, 2006 vs. Drake
Opp: Osiris Eldridge (34), Feb. 16, 2008 vs. Illinois State

A player grabbed 15 rebounds
ISU: Matt Renn (15), Feb. 26, 2001 vs. Southern Illinois
Opp: Jerome Tillman (16), Dec. 8, 2008 vs. Ohio

A player recorded a double-double
ISU: Carl Richard (19/10), November 17, 2010 at Ball State
Opp: Steven Roundtree (18/13) & Dominique Morrison (13/13), November 20, 2010 at Oral Roberts

A player recorded a triple double
ISU: Larry Bird (33/10/10), Feb. 20, 1979 vs. Drake
Opp: N/A

A player made five three-pointers
ISU: Jordan Printy (5), Nov. 13, 2010 vs. Loyola-Chicago
Opp: Adam Leonard (5), Feb. 27, 2010 vs. Missouri State

A player made six three-pointers
ISU: Jordan Printy (6), January 19, 2010 vs. Missouri State
Opp:N/A

A player made 10 free throws
ISU: Harry Marshall (11), Jan. 13, 2009 vs. Wichita State
Opp: Steven Roundtree (10), November 20, 2010 at Oral Roberts

A player attempted 15 free throws
ISU: Harry Marshall (19), Jan. 12, 2008 vs. SIU
Opp: Steven Roundtree (19), November 20, 2010 at Oral Roberts

A player recorded 10 assists
ISU: Michael Menser (11), Jan. 14, 2001 vs. Wichita St.
Opp: Vince Greene (10), Jan. 19, 2005 vs. Illinois State

Missouri Valley Conference

Preseason Poll

1. Wichita State (33) 382
2. Missouri State (1) 313
3. UNI (3) 289
4. Creighton 282
5. Bradley (2) 284
6. Illinois State 165
7. Indiana State 136
8. Drake 121
9. Southern Illinois 120
10. Evansville 73

Standings

	Conference			Overall		
School	**W**	**L**	**PCT.**	**W**	**L**	**PCT.**
Illinois State	0	0	.000	5	1	.833
Wichita State	0	0	.000	3	1	.750
Bradley	0	0	.000	4	2	.667
Creighton	0	0	.000	4	2	.667
Missouri State	0	0	.000	4	2	.667
Evansville	0	0	.000	3	2	.600
Indiana State	***0***	***0***	***.000***	***3***	***3***	***.500***
Southern Illinois	0	0	.000	3	3	.500
Northern Iowa	0	0	.000	2	2	.500
Drake	0	0	.000	2	3	.400

Schedule & Results

November 24
Virginia vs. Wichita State ..... WSU, 70-58
Evansville at Middle Tennessee State ..... MTSU, 82-70
Eastern Illinois at Bradley ..... EIU, 63-56
Southern Utah vs. Drake ..... DRAKE, 78-59

November 26
South Dakota at Illinois State ..... ILS, 81-63
Kennesaw State at Creighton ..... CU, 75-57
Southern Illinois vs. Purdue ..... PU, 79-60
St. John's vs. Drake ..... SJ, 82-39

November 27
Buffalo at Indiana State ..... ISU, 58-54
Evansville at Butler ..... UE, 71-68 (ot)
Louisiana-Monroe at Illinois State ..... ILS, 59-55
North Dakota at Northern Iowa ..... UNI, 65-52
Weber State vs. Drake ..... WSU, 82-81
Southern Illinois vs. Wright State ..... SIU, 56-50

November 28
Jacksonville State at Illinois State ..... ILS, 60-47
Creighton at Northwestern ..... NW, 65-52

November 29
UMKC at Wichita State ..... 8:05 p.m.

November 30
Bradley at Western Carolina ..... 7:00 p.m.
Indiana State at Notre Dame ..... 7:30 p.m.

December 1
Drake at Colorado State ..... 8:00 p.m.
Iowa State at Northern Iowa ..... 8:00 p.m.
UNLV at Illinois State ..... 8:05 p.m.
New Mexico at Southern Illinois ..... 8:05 p.m.
Chicago State at Wichita State ..... 8:05 p.m.
BYU at Creighton ..... 8:05 p.m.
Arkansas-Little Rock at Missouri State ..... 8:05 p.m.

All Times Eastern

The Last Time Out ...

TERRE HAUTE, Ind. -- Indiana State forced 20 Buffalo turnovers and scored 26 points off those miscues en route to a 58-54 victory over Buffalo in front of 3,927 fans at Hulman Center.

ISU won its second consecutive contest to improve to 3-3 on the season while the Bulls fell to 3-2.

ISU was paced by Jake Odum's and Jake Kelly's 10 points each while Dwayne Lathan and Myles Walker tallied nine. Aaron Carter had seven while Carl Richard added seven as well.

Richard went into double figures rebounding for the third time this season with 10 rebounds.

ISU led 23-21 at the half and led by as many as seven points late in the contest before earning the 58-54 decision.

The Sycamore defense was stingy in the contest, holding Buffalo to just 36 percent shooting, as they hit 18-of-50 shots from the field and turned the ball over 20 times. ISU tallied 26 points off turnovers while the Bulls could only score eight points off of 15 Sycamore turnovers.

With the score tied at 14 with 7:41 left in the opening half, ISU scored six consecutive points on a bucket by McWhorter, a stop and score by Odum and then a driving lay-up by Lathan. The lead got cut to 20-19 with just under three minutes left, before Aaron Carter connected on a 3-pointer to make it 23-19 with two minutes to go.

The score was tied at 42 -- the 10th tie of the contest -- with 8:43 to go, before Richard and Odum hit back-to-back buckets to make it 46-42. A free throw by McWhorter made it 47-42 before the lead was hittled down to 49-48 and then 52-50 with 1:36 to go.

ISU got another layup by Lathan with 1:13 to make it 54-50 and then Odum added a turnaround jumper in the paint with 28 seconds on the clock for a 56-50 advantage. A free throw by Odum with 14.1 seconds left made it 57-50. Carter added one more free throw with seven seconds let for the 58-54 victory.

ISU broke a two-game losing streak to Buffalo and evened the all-time series at 2 each. The game was head coach Greg Lansing's home debut and he became the fourth consecutive head coach to win his first game at home.

Official Basketball Box Score -- Game Totals -- Final Statistics
Buffalo vs Indiana State
11-27-10 1:05 pm ET at Hulman Center (Terre Haute, Ind.)

Buffalo 54 • 3-2

##	Player		Total FG-FGA	3-Ptr FG-FGA	FT-FTA	Rebounds Off	Def	Tot	PF	TP	A	TO	Blk	Stl	Min
21	WATT, Mitchell	f	1-3	0-0	1-1	1	1	2	5	3	0	2	0	0	9
30	ROBINSON, Titus	f	2-6	0-0	0-0	1	1	2	4	4	0	2	0	0	17
02	MULKEY, Byron	g	3-12	1-4	4-4	0	2	2	2	11	7	1	0	3	26
05	FILZEN, Zach	g	4-14	1-5	4-4	1	3	4	2	13	1	3	0	2	36
24	BARNETT, Dave	g	4-6	1-2	2-2	1	5	6	3	11	1	4	1	0	33
01	WATSON, Tony		0-1	0-1	0-0	0	4	4	1	0	1	1	0	1	14
03	OLDHAM, Jarod		0-1	0-1	0-0	0	1	1	1	0	0	2	0	0	9
10	RALEY-ROSS, Corey		0-0	0-0	0-0	0	0	0	0	0	0	0	0	0	4
12	MCCREA, Javon		2-5	0-0	4-5	3	2	5	0	8	0	1	1	2	25
22	NUIRIANKH, Auraum		0-0	0-0	0-0	0	1	1	1	0	0	1	0	0	1
32	ALSTON, Jawaan		1-1	0-0	0-0	1	0	1	3	2	0	3	0	0	19
33	DOWNING, Cameron		1-1	0-0	0-1	1	0	1	1	2	1	0	0	0	7
	Team					3	2	5							
	Totals		18-50	3-13	15-17	12	22	34	23	54	11	20	2	8	200

FG % 1st Half: 8-22 36.4% 2nd half: 10-28 35.7% Game: 18-50 36.0%
3FG % 1st Half: 2-6 33.3% 2nd half: 1-7 14.3% Game: 3-13 23.1%
FT % 1st Half: 3-4 75.0% 2nd half: 12-13 92.3% Game: 15-17 88.2%

Deadball Rebounds 0

Indiana State 58 • 3-3

##	Player		Total FG-FGA	3-Ptr FG-FGA	FT-FTA	Rebounds Off	Def	Tot	PF	TP	A	TO	Blk	Stl	Min
15	Richard, Carl	f	3-8	1-2	0-0	2	8	10	3	7	1	1	0	0	35
34	Walker, Myles	c	3-10	0-0	3-7	3	4	7	2	9	0	4	1	3	33
03	Kelly, Jake	g	3-7	1-3	3-4	0	2	2	5	10	2	4	2	1	17
13	Odum, Jake	g	4-4	0-0	2-4	0	1	1	2	10	3	1	2	3	35
20	Lathan, Dwayne	g	4-9	1-1	0-0	4	5	9	3	9	4	5	0	0	30
01	Doluony, Koang		0-1	0-1	0-1	0	0	0	0	0	0	0	0	0	2
02	Eitel, Lucas		0-0	0-0	0-0	0	0	0	0	0	0	0	0	0	2
21	Martin, Isiah		0-1	0-1	0-0	0	0	0	1	0	0	0	0	1	4
25	McWhorter, Steve		1-1	0-0	1-2	0	0	0	1	3	1	0	0	2	8
31	Mahurin, RJ		1-1	1-1	0-0	0	0	0	1	3	1	0	0	0	6
32	Carter, Aaron		2-7	2-4	1-2	0	2	2	1	7	0	0	2	0	28
	Team					2	0	2							
	Totals		21-49	6-13	10-20	11	22	33	19	58	12	15	7	10	200

FG % 1st Half: 9-28 32.1% 2nd half: 12-21 57.1% Game: 21-49 42.9%
3FG % 1st Half: 2-7 28.6% 2nd half: 4-6 66.7% Game: 6-13 46.2%
FT % 1st Half: 3-8 37.5% 2nd half: 7-12 58.3% Game: 10-20 50.0%

Deadball Rebounds 5

Officials: Terry Wymer, Bo Boroski, Steve Skiles
Technical fouls: Buffalo-None. Indiana State-None.
Attendance: 3927

Score by periods	1st	2nd	Total
Buffalo	21	33	**54**
Indiana State	23	35	**58**

Points	In Paint	Off T/O	2nd Chance	Fast Break	Bench
UB	18	8	14	2	12
INS	26	26	9	4	13

Last FG - UB 2nd-00:01, INS 2nd-00:28.
Largest lead - UB by 4 1st-12:28, INS by 7 2nd-00:14.

Score tied - 10 times.
Lead changed - 9 times.

Greg Lansing

Indiana State
Head Basketball Coach
First Season

Greg Lansing is in his first season as the head basketball coach at Indiana State. He previously spent eight seasons with the program as an assistant coach, including the last three as associate head coach.

In 2009-10 the Sycamores overcame a ton of adversity to still put together its best season in nearly a decade under the professional leadership of the ISU coaching staff. Despite having its full compliment of student-athletes for just 28 minutes of the rough and tumble Missouri Valley Conference slate, the Sycamores still recorded its first winning season since 2001 as they finished 17-15. ISU also finished the year with a 9-9 record in league play, bolstering the Sycamores to the league's No. 6 seed at the State Farm Missouri Valley Conference Tournament after finishing in a tie for fifth in the standings.

Starting guard Jake Kelly suffered a season ending knee injury with 12 minutes left in the conference opener at Southern Illinois and subsequently also lost Dwayne Lathan and Harry Marshall for extended periods over the course of the year.

Marshall led the MVC in scoring in league contests with a 16.0 ppg average. He was tabbed Second Team All-MVC and was named to the MVC's All-Defensive Team after turning in shutdown performances against most of the league's all-conference opposition. Running a well-rounded program, the Sycamores also had two representatives on the MVC's Scholar Athlete Team as both Jordan Printy and Aaron Carter took those plaudits.

The payoff for the Sycamores continued as ISU reached postseason play for the first since 2001 when they accepted a bid to the 2010 College Basketball Invitational, appearing in a road contest at Saint Louis.

With a keen attention to details that most coaches think of as an afterthought, the Sycamores concentrated on extreme efficiency on the court, finishing the year as the nation's second leading free throw shooting team. ISU's 76.9 percent mark at the line finished just behind NCAA qualifier BYU on the NCAA Division I list for the best free throw shooting teams in the country.

During this most recent stint with the Sycamore basketball program, Lansing has also been a key recruiter for many talented student-athletes. He helped bring a

The Lansing File:

PERSONAL

Birthdate: December 9, 1967

Birthplace: Ainsworth, Iowa

Hometown: Harlan, Iowa

Family: *Wife* (Angie)

EDUCATION

High School: Harlan Community, 1986

College: South Dakota, 1990 (B.S.)
South Dakota, 1992 (Masters)

PLAYING EXPERIENCE

High School: Harlan Community, 1982-86

College: South Dakota, 1986-90

COACHING EXPERIENCE

2010-Present: Head Coach, Indiana State

2006-10: Associate Head Coach, Indiana State

1999-06: Assistant Coach, Iowa

1995-99: Assistant Coach, Indiana State

1993-95: Head Coach, Roosevelt High School

1992-93: Assistant Coach, South Dakota

1990-92: Graduate Assistant, South Dakota

local flavor to the club with the additions of Jake Kelly, Logan & Lucas Eitel, RJ Mahurin and Jake Odum.

Lansing has also been a major reason for several all-conference accolades for numerous players, including Harry Marshall and Jay Tunnell, who took All-MVC honors following the 2008-09 campaign and Marshall again in 2009-10. In 2008-09, the Sycamores concluded the regular season by winning six of their final games, including a trio of road contests.

Lansing returned to Indiana State after a seven-year stint with the Iowa Hawkeyes. During Lansing's seven years as assistant coach at Iowa, the Hawkeye's went 135-92, received three NCAA Tournament invitations, three NIT appearances and won a pair of Big Ten tournament titles, the first of which came on four wins in four games making Iowa the first team in the Big Ten to accomplish such a feat. In 2005-06, Iowa earned a 25-9 record, the second-most wins in school history, the first undefeated (17-0) home record in the school's history and a No. 3 seed in the NCAA Tournament. Iowa earned seven All-Big Ten selections, 17 Academic All-Big Ten selections and four Academic All-Americans. Lansing coached four of the last five Big Ten rebounding champions, three straight conference leaders in blocked shots and, the league's 2005-06 defensive player of the year. Three of his student-athletes reached the NBA and two from the 2005-06 team were invited to NBA camps.

In Lansing's final two seasons of his first stint at Indiana State, the Sycamores posted back-to-back winning campaigns for the first time since 1979 and 1980. When the Sycamores posted a 16-11 record in 1998 it marked the first winning season for Indiana State since 1980. Indiana State advanced to the NCAA Tournament in both 2000 and 2001.

Prior to joining the staff at Indiana State, Lansing was the head basketball coach at Roosevelt High School in Des Moines, Iowa. Roosevelt had not had a winning season in 12 years before Lansing's initial season. The Roughriders went on to have back-to-back winning seasons under his direction.

Lansing earned a Bachelor of Science degree from the University of South Dakota in 1990 and a master's degree in counseling from USD in 1992. As a member of the Coyote basketball team Lansing helped South Dakota reach the NCAA Division II Tournament during his junior and senior seasons, the first NCAA invitation for USD since 1954. He was twice named the South Dakota Defensive Player of the Year. Greg is currently ranked among the leaders in career assists at USD. Following his playing career, Lansing served as a graduate assistant coach at South Dakota for two seasons. In 1992-93 he was a full-time assistant.

Lansing earned all-state honors in three different sports at Harlan Community High School, graduating in 1986.

Greg's father, Dave Lansing, coached high school basketball for 33 years in Iowa. Dave Lansing was inducted into the Iowa High School Athletic Association Coaches Hall of Fame during the 1999 Iowa boys state basketball tournament.

Lansing's dad, his mother, Diane, his sister, Angela, and his nephew, Jordan, live in West Des Moines. His brother, Steve, is the head basketball coach at Faribault High School (Minn.), where he was named Regional Coach of the Year in 2004.

Lansing is married to the former Angie Menser, who is an Indiana State graduate and a former track and cross country academic All-American for the Sycamores. She currently serves as ISU's senior women's administrator and athletics business manager.

2010-11 Men's Basketball Statistics

THE STAT CREW SYSTEM

Indiana State Combined Team Statistics (as of Nov 27, 2010)

All games

RECORD:	OVERALL	HOME	AWAY	NEUTRAL
ALL GAMES	3-3	1-0	1-2	1-1
CONFERENCE	0-0	0-0	0-0	0-0
NON-CONFERENCE	3-3	1-0	1-2	1-1

					Total		3-Point		F-Throw		Rebounds											
##	Player	gp-gs	min	avg	fg-fga	fg%	3fg-fga	3fg%	ft-fta	ft%	off	def	tot	avg	pf	dq	a	to	blk	stl	pts	avg
03	Kelly, Jake	6-6	182	30.3	21-49	.429	7-17	.412	21-25	.840	1	15	16	2.7	18	1	24	21	5	4	70	11.7
20	Lathan, Dwayne	6-5	160	26.7	26-56	.464	6-13	.462	10-16	.625	11	18	29	4.8	20	0	13	22	1	3	68	11.3
15	Richard, Carl	6-6	200	33.3	26-57	.456	3-10	.300	8-8	1.000	18	40	58	9.7	18	0	10	14	3	3	63	10.5
34	Walker, Myles	6-6	140	23.3	19-43	.442	0-0	.000	9-20	.450	15	22	37	6.2	17	1	2	8	10	3	47	7.8
24	Printy, Jordan	5-4	113	22.6	13-34	.382	12-28	.429	1-4	.250	0	3	3	0.6	13	0	4	4	0	1	39	7.8
13	Odum, Jake	6-3	155	25.8	13-17	.765	3-4	.750	12-19	.632	2	15	17	2.8	12	1	12	12	3	8	41	6.8
32	Carter, Aaron	6-0	94	15.7	6-21	.286	4-15	.267	4-5	.800	0	11	11	1.8	8	0	2	4	2	2	20	3.3
21	Martin, Isiah	6-0	53	8.8	4-15	.267	0-1	.000	7-9	.778	9	6	15	2.5	10	0	1	2	8	1	15	2.5
01	Doluony, Koang	6-0	48	8.0	5-14	.357	4-12	.333	1-3	.333	4	3	7	1.2	9	1	2	3	1	3	15	2.5
31	Mahurin, RJ	6-0	34	5.7	5-10	.500	3-5	.600	0-1	.000	0	1	1	0.2	7	0	1	2	0	2	13	2.2
25	McWhorter, Steve	6-0	27	4.5	1-4	.250	0-2	.000	1-2	.500	1	2	3	0.5	2	0	2	1	0	3	3	0.5
02	Eitel, Lucas	4-0	15	3.8	0-0	.000	0-0	.000	0-0	.000	0	1	1	0.3	0	0	0	0	0	0	0	0.0
10	Eitel, Logan	2-0	4	2.0	0-0	.000	0-0	.000	0-0	.000	0	0	0	0.0	0	0	1	0	0	0	0	0.0
	Team										14	8	22					1				
	Total.....	6	1225		139-320	.434	42-107	.393	74-112	.661	75	145	220	36.7	134	4	74	94	33	33	394	65.7
	Opponents.....	6	1225		124-304	.408	33-94	.351	113-165	.685	66	131	197	32.8	116	4	62	79	13	34	394	65.7

TEAM STATISTICS	INS	OPP
SCORING	394	394
Points per game	65.7	65.7
Scoring margin	+0.0	-
FIELD GOALS-ATT	139-320	124-304
Field goal pct	.434	.408
3 POINT FG-ATT	42-107	33-94
3-point FG pct	.393	.351
3-pt FG made per game	7.0	5.5
FREE THROWS-ATT	74-112	113-165
Free throw pct	.661	.685
F-Throws made per game	12.3	18.8
REBOUNDS	220	197
Rebounds per game	36.7	32.8
Rebounding margin	+3.8	-
ASSISTS	74	62
Assists per game	12.3	10.3
TURNOVERS	94	79
Turnovers per game	15.7	13.2
Turnover margin	-2.5	-
Assist/turnover ratio	0.8	0.8
STEALS	33	34
Steals per game	5.5	5.7
BLOCKS	33	13
Blocks per game	5.5	2.2
ATTENDANCE	3927	12474
Home games-Avg/Game	1-3927	3-2912
Neutral site-Avg/Game	-	2-1870

Score by Periods	1st	2nd	OT	Totals
Indiana State	176	211	7	394
Opponents	170	212	12	394

Date	Opponent		Score	Att.
11/12/10	vs Texas-Pan American	W	69-46	2112
11/13/10	at Loyola University Chicago	L	74-86	2023
11/14/10	vs Eastern Kentucky	Lot	59-64	1627
11/17/10	at Ball State	L	60-75	3819
11/20/10	at Oral Roberts	W	74-69	2893
11-27-10	BUFFALO	W	58-54	3927

* = Conference game

20010-11 Point-Rebounds-Assists

THE STAT CREW SYSTEM

Indiana State Points-Rebounds-Assists (as of Nov 29, 2010)

All games

Opponent	Date	Score		01 DOLUONY,KO	02 EITEL,LUCA	03 KELLY,JAKE	10 EITEL,LOGA	13 ODUM,JAKE	15 RICHARD,CA	20 LATHAN,DWA
vs Texas-Pan American	11/12/10	69-46	W	11-3-1	0-0-0	10-4-5	0-0-1	4-4-3	7-13-1	4-4-0
at Loyola University Ch	11/13/10	74-86	L	1-0-0	DNP	15-2-5	DNP	9-1-1	11-9-3	6-1-5
vs Eastern Kentucky	11/14/10	59-64	L	3-1-0	0-1-0	9-2-5	0-0-0	1-3-0	9-9-1	16-6-1
at Ball State	11/17/10	60-75	L	0-2-1	0-0-0	10-5-4	DNP	7-3-1	19-10-4	12-1-2
at Oral Roberts	11/20/10	74-69	W	0-1-0	DNP	16-1-3	DNP	10-5-4	10-7-0	21-8-1
BUFFALO	11-27-10	58-54	W	0-0-0	0-0-0	10-2-2	DNP	10-1-3	7-10-1	9-9-4

Opponent	Date	Score		21 MARTIN,ISI	24 PRINTY,JOR	25 MCWHORTER,	31 MAHURIN,RJ	32 CARTER,AAR	34 WALKER,MYL
vs Texas-Pan American	11/12/10	69-46	W	2-0-0	11-0-1	0-2-0	8-1-0	5-2-2	7-5-0
at Loyola University Ch	11/13/10	74-86	L	0-1-0	15-2-1	0-1-0	2-0-0	3-4-0	12-5-1
vs Eastern Kentucky	11/14/10	59-64	L	0-0-1	7-0-1	0-0-0	0-0-0	5-0-0	9-10-0
at Ball State	11/17/10	60-75	L	6-5-0	0-0-1	0-0-0	0-0-0	0-2-0	6-5-0
at Oral Roberts	11/20/10	74-69	W	7-9-0	6-1-0	0-0-1	0-0-0	0-1-0	4-5-1
BUFFALO	11-27-10	58-54	W	0-0-0	DNP	3-0-1	3-0-1	7-2-0	9-7-0

1 Koang Doluony



Koang Doluony 1

F ▸ 6-8 ▸ 195 ▸ So.-1L
Omaha, Neb. (Bryan HS)

2010-11: Opened the season with an 11-point performance against UT-Pan American by hitting 4-of-6 shots from the field, including a trio of 3-pointers.

2010-11 Game-By-Game Statistics

THE STAT CREW SYSTEM
Indiana State Individual Game-by-Game (as of Nov 29, 2010)
All games

#01 Doluony, Koang

				Total		3-Pointers		Free throws		Rebounds											
Opponent	Date	gs	min	fg-fga	pct	3fg-fga	pct	ft-fta	pct	off	def	tot	avg	pf	a	t/o	blk	stl	pts	avg
vs Texas-Pan American	11/12/10		10	4-6	.667	3-4	.750	0-0	.000	2	1	3	3.0	5	1	0	0	2	11	11.0
at Loyola University Chicag	11/13/10		9	0-1	.000	0-1	.000	1-2	.500	0	0	0	1.5	0	0	0	0	0	1	6.0
vs Eastern Kentucky	11/14/10		16	1-5	.200	1-5	.200	0-0	.000	0	1	1	1.3	4	0	1	0	1	3	5.0
at Ball State	11/17/10		6	0-1	.000	0-1	.000	0-0	.000	1	1	2	1.5	0	1	2	0	0	0	3.8
at Oral Roberts	11/20/10		5	0-0	.000	0-0	.000	0-0	.000	1	0	1	1.4	0	0	0	1	0	0	3.0
BUFFALO	11-27-10		2	0-1	.000	0-1	.000	0-1	.000	0	0	0	1.2	0	0	0	0	0	0	2.5
Totals		0	48	5-14	.357	4-12	.333	1-3	.333	4	3	7	1.2	9	2	3	1	3	15	2.5

Games played: 6
Minutes/game: 8.0
Points/game: 2.5
FG Pct: 35.7
3FG Pct: 33.3
FT Pct: 33.3

Rebounds/game: 1.2
Assists/game: 0.3
Turnovers/game: 0.5
Assist/turnover ratio: 0.7
Steals/game: 0.5
Blocks/game: 0.2

Career Highs

Points ..... 14, at Green Bay (02/20/10)
3-Pointers ..... 3, vs. UT-Pan American (11/12/10)
Free Throws ..... 2, four Times (Last 02/20/10)
Rebounds ..... 6, five times (Last 02/20/10)
Assists ..... 1, six times (Last 11/17/10)
Blocks ..... 2, twice (Last 02/24/10)
Steals ..... 3, vs. Bradley (02/16/10)
Minutes ..... 29, at Creighton (02/09/10)

Doluony, Koang

			Total		3-Point		F-Throws		Rebounds										Scoring	
Season	gp-gs	min/avg	fg-fga	pct	fg-fga	pct	ft-fta	pct	off	def	tot	avg	pf	fo	ast	to	blk	stl	pts	avg
2009-10	31-3	405/13.1	43-107	.402	18-61	.295	13-16	.813	22	45	67	2.2	43	0	5	24	9	10	117	3.8
2010-11	6-0	48/8.0	5-14	.357	4-12	.333	1-3	.333	4	3	7	1.2	9	1	2	3	1	3	15	2.5
TOTAL	37-3	453/12.2	48-121	.397	22-73	.301	14-19	.737	26	48	74	2.0	52	1	7	27	10	13	132	3.6

2 Lucas Eitel

Lucas Eitel 2

G ▸ 6-2 ▸ 185 ▸ Fr.-RS
Marshall, Ill. (Marshall HS)

2010-11: Played three minutes in his collegiate debut against UT-Pan American ... Record one rebound against Eastern Kentucky.

2010-11 Game-By-Game Statistics

THE STAT CREW SYSTEM
Indiana State Individual Game-by-Game (as of Nov 29, 2010)
All games

#02 Eitel, Lucas

				Total		3-Pointers		Free throws		Rebounds											
Opponent	Date	gs	min	fg-fga	pct	3fg-fga	pct	ft-fta	pct	off	def	tot	avg	pf	a	t/o	blk	stl	pts	avg
vs Texas-Pan American	11/12/10		3	0-0	.000	0-0	.000	0-0	.000	0	0	0	0.0	0	0	0	0	0	0	0.0
vs Eastern Kentucky	11/14/10		8	0-0	.000	0-0	.000	0-0	.000	0	1	1	0.5	0	0	0	0	0	0	0.0
at Ball State	11/17/10		2	0-0	.000	0-0	.000	0-0	.000	0	0	0	0.3	0	0	0	0	0	0	0.0
BUFFALO	11-27-10		2	0-0	.000	0-0	.000	0-0	.000	0	0	0	0.3	0	0	0	0	0	0	0.0
Totals		0	15	0-0	.000	0-0	.000	0-0	.000	0	1	1	0.3	0	0	0	0	0	0	0.0

Games played: 4
Minutes/game: 3.8

Rebounds/game: 0.3

Career Highs

Points ..... N/A
3-Pointers ..... N/A
Free Throws ..... N/A
Rebounds ..... 1, vs. Eastern Kentucky (11/14/10)
Assists ..... N/A
Blocks ..... N/A
Steals ..... N/A
Minutes ..... 8, vs. Eastern Kentucky (11/14/10)

Eitel, Lucas

			Total		3-Point		F-Throws		Rebounds										Scoring	
Season	gp-gs	min/avg	fg-fga	pct	fg-fga	pct	ft-fta	pct	off	def	tot	avg	pf	fo	ast	to	blk	stl	pts	avg
2010-11	4-0	15/3.8	0-0	.000	0-0	.000	0-0	.000	0	1	1	0.3	0	0	0	0	0	0	0	0.0
TOTAL	4-0	15/3.8	0-0	.000	0-0	.000	0-0	.000	0	1	1	0.3	0	0	0	0	0	0	0	0.0

3 Jake Kelly



Jake Kelly 3

G ▸ 6-6 ▸ 185 ▸ Sr.-1L
Terre Haute, Ind. (Iowa)

2010-11: Opened the season wtiht 10 points, hitting 4-of-7 from the field against UT-Pan American with five assists ... Tied for the team-high with 15 points with three 3-pointers against Loyola-Chicago ... Tallied nine points and five assists versus Eastern Kentucky ... Went a perfect 6-for-6 at the free throw line to post 10 points at Ball State ... Tied an Indiana State career-high with 16 points, hitting 7-of-9 free throws with a blocked shot at Oral Roberts .. Tied for a team-high with 10 points and two blocked shots against Buffalo.

2010-11 Game-By-Game Statistics

THE STAT CREW SYSTEM
Indiana State Individual Game-by-Game (as of Nov 29, 2010)
All games

#03 Kelly, Jake

				Total		3-Pointers		Free throws		Rebounds											
Opponent	Date	gs	min	fg-fga	pct	3fg-fga	pct	ft-fta	pct	off	def	tot	avg	pf	a	t/o	blk	stl	pts	avg
vs Texas-Pan American	11/12/10	*	30	4-7	.571	2-3	.667	0-0	.000	0	4	4	4.0	1	5	3	0	0	10	10.0
at Loyola University Chicag	11/13/10	*	30	6-13	.462	3-6	.500	0-0	.000	1	1	2	3.0	1	5	0	1	1	15	12.5
vs Eastern Kentucky	11/14/10	*	34	2-6	.333	0-1	.000	5-6	.833	0	2	2	2.7	4	5	3	1	1	9	11.3
at Ball State	11/17/10	*	35	2-8	.250	0-2	.000	6-6	1.000	0	5	5	3.3	3	4	7	0	0	10	11.0
at Oral Roberts	11/20/10	*	36	4-8	.500	1-2	.500	7-9	.778	0	1	1	2.8	4	3	4	1	1	16	12.0
BUFFALO	11-27-10	*	17	3-7	.429	1-3	.333	3-4	.750	0	2	2	2.7	5	2	4	2	1	10	11.7
Totals		6	182	21-49	.429	7-17	.412	21-25	.840	1	15	16	2.7	18	24	21	5	4	70	11.7

Games played: 6
Minutes/game: 30.3
Points/game: 11.7
FG Pct: 42.9
3FG Pct: 41.2
FT Pct: 84.0

Rebounds/game: 2.7
Assists/game: 4.0
Turnovers/game: 3.5
Assist/turnover ratio: 1.1
Steals/game: 0.7
Blocks/game: 0.8

Career Highs

Points ..... 16, twice (Last 11/20/09)
3-Pointers ..... 3, vs. Loyola-Chicago (11/13/10)
Free Throws ..... 10, vs. Nebraska-Kearney (11/13/09)
Rebounds ..... 7, at Toledo (12/19/09)
Assists ..... 5, three times (Last 11/14/10)
Blocks ..... 2, vs. Buffalo (11/27/10)
Steals ..... 2, vs. Colorado State (11/20/09)
Minutes ..... 37, at Toledo (12/19/09)

Kelly, Jake

			Total		3-Point		F-Throws		Rebounds										Scoring	
Season	gp-gs	min/avg	fg-fga	pct	fg-fga	pct	ft-fta	pct	off	def	tot	avg	pf	fo	ast	to	blk	stl	pts	avg
2009-10	12-12	346/28.8	29-80	.363	6-20	.300	44-52	.846	8	31	39	3.3	33	0	18	24	4	6	108	9.0
2010-11	6-6	182/30.3	21-49	.429	7-17	.412	21-25	.840	1	15	16	2.7	18	1	24	21	5	4	70	11.7
TOTAL	18-18	528/29.3	50-129	.388	13-37	.351	65-77	.844	9	46	55	3.1	51	1	42	45	9	10	178	9.9

#10 Logan Eitel

Logan Eitel 10

G ▸ 6-2 ▸ 190 ▸ Fr.-RS
Marshall, Ill. (Marshall HS)

2010-11: Played two minutes and recorded one assist in his collegiate debut against UT-Pan American.

2010-11 Game-By-Game Statistics

THE STAT CREW SYSTEM
Indiana State Individual Game-by-Game (as of Nov 16, 2010)
All games

#10 Eitel, Logan

				Total		3-Pointers		Free throws		Rebounds										
Opponent	Date	gs	min	fg-fga	pct	3fg-fga	pct	ft-fta	pct	off	def	tot	avg	pf	a	t/o	blk	stl	pts	avg
vs Texas-Pan American	11/12/10		2	0-0	.000	0-0	.000	0-0	.000	0	0	0	0.0	0	1	0	0	0	0	0.0
vs Eastern Kentucky	11/14/10		2	0-0	.000	0-0	.000	0-0	.000	0	0	0	0.0	0	0	0	0	0	0	0.0
Totals		0	4	0-0	.000	0-0	.000	0-0	.000	0	0	0	0.0	0	1	0	0	0	0	0.0

Games played: 2
Minutes/game: 2.0

Assists/game: 0.5
Assist/turnover ratio: 99.9

Career Highs

Points ..... N/A
3-Pointers ..... N/A
Free Throws ..... N/A
Rebounds ..... N/A
Assists ..... 1, vs. UT-Pan American (11/12/10)
Blocks ..... N/A
Steals ..... N/A
Minutes ..... 2, twice (Last 11/14/10)

Eitel, Logan

			Total		3-Point		F-Throws		Rebounds										Scoring	
Season	gp-gs	min/avg	fg-fga	pct	fg-fga	pct	ft-fta	pct	off	def	tot	avg	pf	fo	ast	to	blk	stl	pts	avg
2010-11	2-0	4/2.0	0-0	.000	0-0	.000	0-0	.000	0	0	0	0.0	0	0	1	0	0	0	0	0.0
TOTAL	2-0	4/2.0	0-0	.000	0-0	.000	0-0	.000	0	0	0	0.0	0	0	1	0	0	0	0	0.0

13 Jake Odum

Jake Odum 13

G ▸ 6-4 ▸ 170 ▸ Fr.-RS
Terre Haute, Ind. (South Vigo)

2010-11: Scored four points and dished out three assists in 26 minutes of action in his collegiate debut against UT-Pan American ... Added nine points at Loyola-Chicago ... Earned his first career start and pulled down three rebounds against Eastern Kentucky ... Hit 3-of-4 field goals to post seven points at Ball State ... Set a career-high with 10 points at Oral Roberts while pulling down five rebounds and hitting all six of his free throws in the final minute ... Posted 10 points with three steals and two blocked shots against Buffalo.

2010-11 Game-By-Game Statistics

THE STAT CREW SYSTEM
Indiana State Individual Game-by-Game (as of Nov 29, 2010)
All games

#13 Odum, Jake

				Total		3-Pointers		Free throws		Rebounds											
Opponent	Date	gs	min	fg-fga	pct	3fg-fga	pct	ft-fta	pct	off	def	tot	avg	pf	a	t/o	blk	stl	pts	avg
vs Texas-Pan American	11/12/10		26	2-4	.500	0-0	.000	0-0	.000	1	3	4	4.0	2	3	0	0	0	4	4.0
at Loyola University Chicag	11/13/10		25	3-3	1.000	2-2	1.000	1-3	.333	0	1	1	2.5	5	1	4	1	2	9	6.5
vs Eastern Kentucky	11/14/10	*	15	0-0	.000	0-0	.000	1-2	.500	0	3	3	2.7	0	0	2	0	0	1	4.7
at Ball State	11/17/10		23	3-4	.750	0-0	.000	1-2	.500	1	2	3	2.8	1	1	1	0	2	7	5.3
at Oral Roberts	11/20/10	*	31	1-2	.500	1-2	.500	7-8	.875	0	5	5	3.2	2	4	4	0	1	10	6.2
BUFFALO	11-27-10	*	35	4-4	1.000	0-0	.000	2-4	.500	0	1	1	2.8	2	3	1	2	3	10	6.8
Totals		3	155	13-17	.765	3-4	.750	12-19	.632	2	15	17	2.8	12	12	12	3	8	41	6.8

Games played: 6
Minutes/game: 25.8
Points/game: 6.8
FG Pct: 76.5
3FG Pct: 75.0
FT Pct: 63.2

Rebounds/game: 2.8
Assists/game: 2.0
Turnovers/game: 2.0
Assist/turnover ratio: 1.0
Steals/game: 1.3
Blocks/game: 0.5

Career Highs

Points ..... 10, twice (Last 11/27/10)
3-Pointers ..... 2, vs. Loyola-Chiacgo (11/13/10)
Free Throws ..... 7, at Oral Roberts (11/20/10)
Rebounds ..... 5, at Oral Roberts (11/20/10)
Assists ..... 4, at Oral Roberts (11/20/10)
Blocks ..... 2, vs. Buffalo (11/27/10)
Steals ..... 3, vs. Buffalo (11/27/10)
Minutes ..... 35, vs. Buffalo (11/27/10)

Odum, Jake

			Total		3-Point		F-Throws		Rebounds										Scoring	
Season	gp-gs	min/avg	fg-fga	pct	fg-fga	pct	ft-fta	pct	off	def	tot	avg	pf	fo	ast	to	blk	stl	pts	avg
2010-11	6-3	155/25.8	13-17	.765	3-4	.750	12-19	.632	2	15	17	2.8	12	1	12	12	3	8	41	6.8
TOTAL	6-3	155/25.8	13-17	.765	3-4	.750	12-19	.632	2	15	17	2.8	12	1	12	12	3	8	41	6.8

15 Carl Richard

Carl Richard 15

G/F ▸ 6-5 ▸ 215 ▸ Jr.-2L
Chicago, Ill. (Richards HS)

2010-11: Tailled seven points and 13 rebounds in the season opener against UT-Pan American ... Posted 11 points and nine rebounds at Loyola-Chicago ... Scored nine points with nine rebounds against Eastern Kentucky ... Recorded his first double-double of the season with 19 points (9-of-13 from the field) and 10 rebounds with four assists at Ball State ... Posted 10 points and pulled down seven rebounds at Oral Roberts.

2010-11 Game-By-Game Statistics

THE STAT CREW SYSTEM
Indiana State Individual Game-by-Game (as of Nov 29, 2010)
All games

#15 Richard, Carl

				Total		3-Pointers		Free throws		Rebounds										
Opponent	Date	gs	min	fg-fga	pct	3fg-fga	pct	ft-fta	pct	off	def	tot	avg	pf	a	t/o	blk	stl	pts	avg
vs Texas-Pan American	11/12/10	*	27	3-8	.375	0-1	.000	1-1	1.000	3	10	13	13.0	3	1	3	1	0	7	7.0
at Loyola University Chicag	11/13/10	*	35	4-9	.444	1-2	.500	2-2	1.000	3	6	9	11.0	2	3	2	0	0	11	9.0
vs Eastern Kentucky	11/14/10	*	38	2-7	.286	0-1	.000	5-5	1.000	3	6	9	10.3	3	1	3	1	0	9	9.0
at Ball State	11/17/10	*	34	9-13	.692	1-3	.333	0-0	.000	5	5	10	10.3	3	4	3	1	1	19	11.5
at Oral Roberts	11/20/10	*	31	5-12	.417	0-1	.000	0-0	.000	2	5	7	9.6	4	0	2	0	2	10	11.2
BUFFALO	11-27-10	*	35	3-8	.375	1-2	.500	0-0	.000	2	8	10	9.7	3	1	1	0	0	7	10.5
Totals		6	200	26-57	.456	3-10	.300	8-8	1.000	18	40	58	9.7	18	10	14	3	3	63	10.5

Games played: 6
Minutes/game: 33.3
Points/game: 10.5
FG Pct: 45.6
3FG Pct: 30.0
FT Pct: 100.0

Rebounds/game: 9.7
Assists/game: 1.7
Turnovers/game: 2.3
Assist/turnover ratio: 0.7
Steals/game: 0.5
Blocks/game: 0.5

Career Highs

Points ..... 20, at Missouri State (01/19/10)
3-Pointers ..... 2, three times (Last 02/24/10)
Free Throws ..... 5, vs. Eastern Kentucky (11/14/10)
Rebounds ..... 14, at Green Bay (02/20/10)
Assists ..... 4, at Ball State (11/17/10)
Blocks ..... 2, vs. Wichita State (01/13/10)
Steals ..... 3, at Saint Louis (03/16/10)
Minutes ..... 40, vs. Bradley (02/16/10)

Richard, Carl

			Total		3-Point		F-Throws		Rebounds										Scoring	
Season	gp-gs	min/avg	fg-fga	pct	fg-fga	pct	ft-fta	pct	off	def	tot	avg	pf	fo	ast	to	blk	stl	pts	avg
2008-09	32-21	869/27.2	67-187	.358	11-40	.275	49-68	.721	61	131	192	6.0	79	1	19	56	14	18	194	6.1
2009-10	30-29	861/28.7	92-228	.404	17-53	.321	40-53	.755	40	122	162	5.4	70	0	20	38	11	23	241	8.0
2010-11	6-6	200/33.3	26-57	.456	3-10	.300	8-8	1.000	18	40	58	9.7	18	0	10	14	3	3	63	10.5
TOTAL	68-56	1930/28.4	185-472	.392	31-103	.301	97-129	.752	119	293	412	6.1	167	1	49	108	28	44	498	7.3

20 Dwayne Lathan

Dwayne Lathan 20

G ▸ 6-3 ▸ 205 ▸ Jr.-1L
Chatham, La. (Louisiana Tech)

2010-11: Scored six points and dished out five assists at Loyola-Chicago ... Posted 16 points, hitting a 3-pointer and pulled down six rebounds against Eastern Kentucky ... Drained a trio of 3-pointers to score 12 points at Ball State ... Paced the team with 21 points, hitting 9-of-13 field goal with eight rebounds at Oral Roberts.

2010-11 Game-By-Game Statistics

THE STAT CREW SYSTEM
Indiana State Individual Game-by-Game (as of Nov 29, 2010)
All games

#20 Lathan, Dwayne

				Total		3-Pointers		Free throws		Rebounds											
Opponent	Date	gs	min	fg-fga	pct	3fg-fga	pct	ft-fta	pct	off	def	tot	avg	pf	a	t/o	blk	stl	pts	avg
vs Texas-Pan American	11/12/10	*	14	1-6	.167	0-1	.000	2-4	.500	2	2	4	4.0	3	0	4	1	0	4	4.0
at Loyola University Chicag	11/13/10	*	23	2-7	.286	0-0	.000	2-3	.667	0	1	1	2.5	2	5	2	0	1	6	5.0
vs Eastern Kentucky	11/14/10		34	6-14	.429	1-4	.250	3-4	.750	3	3	6	3.7	4	1	2	0	1	16	8.7
at Ball State	11/17/10	*	27	4-7	.571	3-5	.600	1-2	.500	0	1	1	3.0	4	2	5	0	1	12	9.5
at Oral Roberts	11/20/10	*	32	9-13	.692	1-2	.500	2-3	.667	2	6	8	4.0	4	1	4	0	0	21	11.8
BUFFALO	11-27-10	*	30	4-9	.444	1-1	1.000	0-0	.000	4	5	9	4.8	3	4	5	0	0	9	11.3
Totals		5	160	26-56	.464	6-13	.462	10-16	.625	11	18	29	4.8	20	13	22	1	3	68	11.3

Games played: 6
Minutes/game: 26.7
Points/game: 11.3
FG Pct: 46.4
3FG Pct: 46.2
FT Pct: 62.5

Rebounds/game: 4.8
Assists/game: 2.2
Turnovers/game: 3.7
Assist/turnover ratio: 0.6
Steals/game: 0.5
Blocks/game: 0.2

Career Highs

Points ..... 27, vs. Illinois State (03/05/10)
3-Pointers ..... 5, vs. Illinois State (03/05/10)
Free Throws ..... 9, twice (01/01/10)
Rebounds ..... 10, vs. Illinois State (03/05/10)
Assists ..... 6, at Saint Louis (03/16/10)
Blocks ..... 3, at Drake (01/03/10)
Steals ..... 2, four times (Last 03/05/10)
Minutes ..... 34, twice (11/14/10)

Lathan, Dwayne

			Total		3-Point		F-Throws		Rebounds										Scoring	
Season	gp-gs	min/avg	fg-fga	pct	fg-fga	pct	ft-fta	pct	off	def	tot	avg	pf	fo	ast	to	blk	stl	pts	avg
2009-10	20-9	471/23.6	82-167	.491	14-37	.378	76-105	.724	22	80	102	5.1	47	0	28	52	15	17	254	12.7
2010-11	6-5	160/26.7	26-56	.464	6-13	.462	10-16	.625	11	18	29	4.8	20	0	13	22	1	3	68	11.3
TOTAL	26-14	631/24.3	108-223	.484	20-50	.400	86-121	.711	33	98	131	5.0	67	0	41	74	16	20	322	12.4

21 Isiah Martin

Isiah Martin 21

F/C ▸ 6-8 ▸ 220 ▸ Sr.-3L
Chicago, Ill. (Morgan Park HS)

2010-11: Scored two points and recorded a pair of blocked shots in the season opener against UT-Pan American ... Notched three blocked shots with six points and five rebounds at Ball State ... Scored seven points with nine rebounds and two blocked shots at Oral Roberts.

2010-11 Game-By-Game Statistics

THE STAT CREW SYSTEM
Indiana State Individual Game-by-Game (as of Nov 29, 2010)
All games

#21 Martin, Isiah

				Total		3-Pointers		Free throws		Rebounds										
Opponent	Date	gs	min	fg-fga	pct	3fg-fga	pct	ft-fta	pct	off	def	tot	avg	pf	a	t/o	blk	stl	pts	avg
vs Texas-Pan American	11/12/10		5	1-1	1.000	0-0	.000	0-0	.000	0	0	0	0.0	1	0	0	2	0	2	2.0
at Loyola University Chicag	11/13/10		3	0-1	.000	0-0	.000	0-0	.000	0	1	1	0.5	0	0	1	1	0	0	1.0
vs Eastern Kentucky	11/14/10		2	0-0	.000	0-0	.000	0-0	.000	0	0	0	0.3	1	1	0	0	0	0	0.7
at Ball State	11/17/10		16	1-4	.250	0-0	.000	4-5	.800	3	2	5	1.5	3	0	1	3	0	6	2.0
at Oral Roberts	11/20/10		23	2-8	.250	0-0	.000	3-4	.750	6	3	9	3.0	4	0	0	2	0	7	3.0
BUFFALO	11-27-10		4	0-1	.000	0-1	.000	0-0	.000	0	0	0	2.5	1	0	0	0	1	0	2.5
Totals		0	53	4-15	.267	0-1	.000	7-9	.778	9	6	15	2.5	10	1	2	8	1	15	2.5

Games played: 6
Minutes/game: 8.8
Points/game: 2.5
FG Pct: 26.7
3FG Pct: 0.0
FT Pct: 77.8

Rebounds/game: 2.5
Assists/game: 0.2
Turnovers/game: 0.3
Assist/turnover ratio: 0.5
Steals/game: 0.2
Blocks/game: 1.3

Career Highs

Points .....8, three times (Last 03/16/10)
3-Pointers .....N/A
Free Throws .....5, vs. IUPUI (12/23/09)
Rebounds .....10, at Toledo (12/19/09)
Assists .....2, at Missouri State (01/19/10)
Blocks .....3, three times (Last 11/17/10)
Steals .....2, twice (Last 01/28/10)
Minutes ..... 23, at Oral Roberts (11/20/10)

Martin, Isiah

			Total		3-Point		F-Throws		Rebounds										Scoring	
Season	gp-gs	min/avg	fg-fga	pct	fg-fga	pct	ft-fta	pct	off	def	tot	avg	pf	fo	ast	to	blk	stl	pts	avg
2007-08	31-4	595/19.2	68-117	.581	0-0	.000	32-65	.492	42	69	111	3.6	67	0	11	24	59	8	168	5.4
2008-09	23-3	325/14.1	36-68	.529	0-0	.000	20-35	.571	24	42	66	2.9	41	0	5	15	24	6	92	4.0
2009-10	30-1	374/12.5	45-80	.563	0-0	.000	18-30	.600	28	41	69	2.3	64	3	6	14	25	9	108	3.6
2010-11	6-0	53/8.8	4-15	.267	0-1	.000	7-9	.778	9	6	15	2.5	10	0	1	2	8	1	15	2.5
TOTAL	90-8	1347/15.0	153-280	.546	0-1	.000	77-139	.554	103	158	261	2.9	182	3	23	55	116	24	383	4.3

24 Jordan Printy

Jordan Printy 24

G ▸ 6-4 ▸ 185 ▸ Jr.-2L
Marion, Iowa (Linn-Marr HS)

2010-11: Scored 11 points, hitting 3-of-5 treys in the season opener against UT-Pan American ... Posted 15 points, with five 3-pointers at Loyola-Chicago ... Hit a pair of 3-pointers to score six points at Oral Roberts.

2010-11 Game-By-Game Statistics

THE STAT CREW SYSTEM
Indiana State Individual Game-by-Game (as of Nov 24, 2010)
All games

#24 Printy, Jordan

				Total		3-Pointers		Free throws		Rebounds											
Opponent	Date	gs	min	fg-fga	pct	3fg-fga	pct	ft-fta	pct	off	def	tot	avg	pf	a	t/o	blk	stl	pts	avg
vs Texas-Pan American	11/12/10	*	27	4-7	.571	3-5	.600	0-0	.000	0	0	0	0.0	1	1	0	0	1	11	11.0
at Loyola University Chicag	11/13/10	*	23	5-9	.556	5-9	.556	0-1	.000	0	2	2	1.0	4	1	1	0	0	15	13.0
vs Eastern Kentucky	11/14/10	*	30	2-8	.250	2-6	.333	1-2	.500	0	0	0	0.7	4	1	2	0	0	7	11.0
at Ball State	11/17/10	*	20	0-5	.000	0-3	.000	0-1	.000	0	0	0	0.5	3	1	1	0	0	0	8.3
at Oral Roberts	11/20/10		13	2-5	.400	2-5	.400	0-0	.000	0	1	1	0.6	1	0	0	0	0	6	7.8
Totals		4	113	13-34	.382	12-28	.429	1-4	.250	0	3	3	0.6	13	4	4	0	1	39	7.8

Games played: 5
Minutes/game: 22.6
Points/game: 7.8
FG Pct: 38.2
3FG Pct: 42.9
FT Pct: 25.0

Rebounds/game: 0.6
Assists/game: 0.8
Turnovers/game: 0.8
Assist/turnover ratio: 1.0
Steals/game: 0.2

Career Highs

Points .....18, at Missouri State (01/19/10)
3-Pointers .....6, at Missouri State (01/19/10)
Free Throws .....3, vs. Bradley (02/16/10)
Rebounds .....7, vs. Nebraska-Kearney (11/13/09)
Assists .....6, vs. Bradley (02/16/10)
Blocks .....2, at Drake (01/03/10)
Steals .....3, twice (Last 01/28/10)
Minutes .....42, vs. Bradley (02/16/10)

Printy, Jordan

			Total		3-Point		F-Throws		Rebounds										Scoring	
Season	gp-gs	min/avg	fg-fga	pct	fg-fga	pct	ft-fta	pct	off	def	tot	avg	pf	fo	ast	to	blk	stl	pts	avg
2008-09	32-14	816/25.5	75-199	.377	49-138	.355	21-27	.778	16	51	67	2.1	51	1	59	41	6	24	220	6.9
2009-10	32-19	804/25.1	69-181	.381	52-129	.403	7-14	.500	14	65	79	2.5	28	0	57	30	3	22	197	6.2
2010-11	5-4	113/22.6	13-34	.382	12-28	.429	1-4	.250	0	3	3	0.6	13	0	4	4	0	1	39	7.8
TOTAL	69-37	1733/25.1	157-414	.379	113-295	.383	29-45	.644	30	119	149	2.2	92	1	120	75	9	47	456	6.6

25 Steve McWhorter

Steve McWhorter 25

G ▸ 6-2 ▸ 185 ▸ Fr.-HS
Racine, Wis. (St. Catherines HS)

2010-11: Pulled down two rebounds in eight minutes of action in his collegiate debut against UT-Pan American ... Added another rebound at Loyola-Chicago ... Dished out his first career assist at Oral Roberts ... Scored three points, converting a traditional 3-point play against Buffalo to go with a steal in eight minutes of action.

2010-11 Game-By-Game Statistics

THE STAT CREW SYSTEM
Indiana State Individual Game-by-Game (as of Nov 29, 2010)
All games

#25 McWhorter, Steve

				Total		3-Pointers		Free throws		Rebounds											
Opponent	Date	gs	min	fg-fga	pct	3fg-fga	pct	ft-fta	pct	off	def	tot	avg	pf	a	t/o	blk	stl	pts	avg
vs Texas-Pan American	11/12/10		8	0-1	.000	0-1	.000	0-0	.000	0	2	2	2.0	0	0	1	0	0	0	0.0
at Loyola University Chicag	11/13/10		4	0-1	.000	0-1	.000	0-0	.000	1	0	1	1.5	0	0	0	0	0	0	0.0
vs Eastern Kentucky	11/14/10		3	0-1	.000	0-0	.000	0-0	.000	0	0	0	1.0	0	0	0	0	1	0	0.0
at Ball State	11/17/10		1	0-0	.000	0-0	.000	0-0	.000	0	0	0	0.8	0	0	0	0	0	0	0.0
at Oral Roberts	11/20/10		3	0-0	.000	0-0	.000	0-0	.000	0	0	0	0.6	1	1	0	0	0	0	0.0
BUFFALO	11-27-10		8	1-1	1.000	0-0	.000	1-2	.500	0	0	0	0.5	1	1	0	0	2	3	0.5
Totals		0	27	1-4	.250	0-2	.000	1-2	.500	1	2	3	0.5	2	2	1	0	3	3	0.5

Games played: 6
Minutes/game: 4.5
Points/game: 0.5
FG Pct: 25.0
3FG Pct: 0.0
FT Pct: 50.0

Rebounds/game: 0.5
Assists/game: 0.3
Turnovers/game: 0.2
Assist/turnover ratio: 2.0
Steals/game: 0.5

Career Highs

Points ..... 3, vs. Buffalo (11/27/10)
3-Pointers ..... N/A
Free Throws ..... 1, vs. Buffalo (11/27/10)
Rebounds ..... 2, vs. UT-Pan American (11/12/10)
Assists ..... 1, vs. Buffalo (Last 11/27/10)
Blocks ..... N/A
Steals ..... 2, vs. Buffalo (11/27/10)
Minutes ..... 8, twice (Last 11/27/10)

McWhorter, Steve

			Total		3-Point		F-Throws		Rebounds										Scoring	
Season	gp-gs	min/avg	fg-fga	pct	fg-fga	pct	ft-fta	pct	off	def	tot	avg	pf	fo	ast	to	blk	stl	pts	avg
2010-11	6-0	27/4.5	1-4	.250	0-2	.000	1-2	.500	1	2	3	0.5	2	0	2	1	0	3	3	0.5
TOTAL	6-0	27/4.5	1-4	.250	0-2	.000	1-2	.500	1	2	3	0.5	2	0	2	1	0	3	3	0.5

31 RJ Mahurin

RJ Mahurin 31

F ▸ 6-8 ▸ 210 ▸ Fr.-RS
Rockville, Ind. (Rockville HS)

2010-11: Scored eight points, hitting a pair of 3-pointers with one rebound in his collegiate debut against UT-Pan American ... Tossed in two points and recorded two steals at Loyola-Chicago ... Scored three points off the bench to provide a spark for the Sycamores against Buffalo.

2010-11 Game-By-Game Statistics

THE STAT CREW SYSTEM
Indiana State Individual Game-by-Game (as of Nov 29, 2010)
All games

#31 Mahurin, RJ

				Total		3-Pointers		Free throws		Rebounds											
Opponent	Date	gs	min	fg-fga	pct	3fg-fga	pct	ft-fta	pct	off	def	tot	avg	pf	a	t/o	blk	stl	pts	avg
vs Texas-Pan American	11/12/10		12	3-4	.750	2-3	.667	0-0	.000	0	1	1	1.0	1	0	0	0	0	8	8.0
at Loyola University Chicag	11/13/10		7	1-2	.500	0-1	.000	0-1	.000	0	0	0	0.5	2	0	1	0	2	2	5.0
vs Eastern Kentucky	11/14/10		4	0-3	.000	0-0	.000	0-0	.000	0	0	0	0.3	0	0	0	0	0	0	3.3
at Ball State	11/17/10		4	0-0	.000	0-0	.000	0-0	.000	0	0	0	0.3	2	0	1	0	0	0	2.5
at Oral Roberts	11/20/10		1	0-0	.000	0-0	.000	0-0	.000	0	0	0	0.2	1	0	0	0	0	0	2.0
BUFFALO	11-27-10		6	1-1	1.000	1-1	1.000	0-0	.000	0	0	0	0.2	1	1	0	0	0	3	2.2
Totals		0	34	5-10	.500	3-5	.600	0-1	.000	0	1	1	0.2	7	1	2	0	2	13	2.2

Games played: 6
Minutes/game: 5.7
Points/game: 2.2
FG Pct: 50.0
3FG Pct: 60.0
FT Pct: 0.0

Rebounds/game: 0.2
Assists/game: 0.2
Turnovers/game: 0.3
Assist/turnover ratio: 0.5
Steals/game: 0.3

Career Highs

Points .....8, vs. UT-Pan American (11/12/10)
3-Pointers .....2, vs. UT-Pan American (11/12/10)
Free Throws .....N/A
Rebounds .....1, vs. UT-Pan American (11/12/10)
Assists ..... 1, vs. Buffalo (11/27/10)
Blocks .....N/A
Steals .....2, at Loyola-Chicago (11/12/10)
Minutes .....12, vs. UT-Pan American (11/12/10)

Mahurin, RJ

			Total		3-Point		F-Throws		Rebounds										Scoring	
Season	gp-gs	min/avg	fg-fga	pct	fg-fga	pct	ft-fta	pct	off	def	tot	avg	pf	fo	ast	to	blk	stl	pts	avg
2010-11	6-0	34/5.7	5-10	.500	3-5	.600	0-1	.000	0	1	1	0.2	7	0	1	2	0	2	13	2.2
TOTAL	6-0	34/5.7	5-10	.500	3-5	.600	0-1	.000	0	1	1	0.2	7	0	1	2	0	2	13	2.2

32 Aaron Carter

Aaron Carter 32

G ▸ 6-4 ▸ 195 ▸ Sr.-3L
Cannelton, Ind. (Perry Central HS)

2010-11: Scored five points, going a perfect 3-of-3 at the free throw line in the season opener against UT-Pan American ... Posted a career-high two steals at Loyola-Chicago ... Scored seven points, hitting a pair of free throws and posting a career-high two blocked shots against Buffalo.

2010-11 Game-By-Game Statistics

THE STAT CREW SYSTEM
Indiana State Individual Game-by-Game (as of Nov 29, 2010)
All games

#32 Carter, Aaron

				Total		3-Pointers		Free throws		Rebounds											
Opponent	Date	gs	min	fg-fga	pct	3fg-fga	pct	ft-fta	pct	off	def	tot	avg	pf	a	t/o	blk	stl	pts	avg
vs Texas-Pan American	11/12/10		15	1-3	.333	0-2	.000	3-3	1.000	0	2	2	2.0	2	2	1	0	0	5	5.0
at Loyola University Chicag	11/13/10		15	1-5	.200	1-4	.250	0-0	.000	0	4	4	3.0	1	0	1	0	2	3	4.0
vs Eastern Kentucky	11/14/10		12	2-2	1.000	1-1	1.000	0-0	.000	0	0	0	2.0	1	0	0	0	0	5	4.3
at Ball State	11/17/10		16	0-3	.000	0-3	.000	0-0	.000	0	2	2	2.0	3	0	2	0	0	0	3.3
at Oral Roberts	11/20/10		8	0-1	.000	0-1	.000	0-0	.000	0	1	1	1.8	0	0	0	0	0	0	2.6
BUFFALO	11-27-10		28	2-7	.286	2-4	.500	1-2	.500	0	2	2	1.8	1	0	0	2	0	7	3.3
Totals		0	94	6-21	.286	4-15	.267	4-5	.800	0	11	11	1.8	8	2	4	2	2	20	3.3

Games played: 6
Minutes/game: 15.7
Points/game: 3.3
FG Pct: 28.6
3FG Pct: 26.7
FT Pct: 80.0

Rebounds/game: 1.8
Assists/game: 0.3
Turnovers/game: 0.7
Assist/turnover ratio: 0.5
Steals/game: 0.3
Blocks/game: 0.3

Career Highs

Points ..... 19, vs. Bradley (02/16/10)
3-Pointers ..... 3, four times (Last 02/16/10)
Free Throws ..... 8, at Illinois State (02/24/10)
Rebounds ..... 10, vs. Bradley (02/16/10)
Assists ..... 3, vs. Evansville (01/10/10)
Blocks ..... 2, vs. Buffalo (11/27/10)
Steals ..... 2, vs. Loyola-Chicago (11/13/10)
Minutes ..... 37, vs. Drake (02/13/10)

Carter, Aaron

			Total		3-Point		F-Throws		Rebounds										Scoring	
Season	gp-gs	min/avg	fg-fga	pct	fg-fga	pct	ft-fta	pct	off	def	tot	avg	pf	fo	ast	to	blk	stl	pts	avg
2007-08	30-3	437/14.6	42-123	.341	23-71	.324	26-34	.765	18	33	51	1.7	49	0	15	34	6	9	133	4.4
2008-09	32-30	757/23.7	74-180	.411	33-93	.355	62-76	.816	25	70	95	3.0	73	1	32	47	3	14	243	7.6
2009-10	31-3	550/17.7	59-128	.461	28-63	.444	72-91	.791	20	55	75	2.4	48	1	22	29	1	8	218	7.0
2010-11	6-0	94/15.7	6-21	.286	4-15	.267	4-5	.800	0	11	11	1.8	8	0	2	4	2	2	20	3.3
TOTAL	99-36	1838/18.6	181-452	.400	88-242	.364	164-206	.796	63	169	232	2.3	178	2	71	114	12	33	614	6.2

34 Myles Walker



Myles Walker 34

C ▸ 6-8 ▸ 250 ▸ Jr.-TR
San Antonio, Texas (South Plains JC)

2010-11: Scored seven points with five rebounds in the season opener against UT-Pan American ... Tallied 12 points on 5-of-8 shooting with five rebounds at Loyola-Chicago ... Notched nine points with 10 rebounds in 27 minutes versus Eastern Kentucky ... Scored six points and had five rebounds at Ball State ... Tallied nine points and seven rebounds with three steals against Buffalo.

2010-11 Game-By-Game Statistics

THE STAT CREW SYSTEM
Indiana State Individual Game-by-Game (as of Nov 29, 2010)
All games

#34 Walker, Myles

				Total		3-Pointers		Free throws		Rebounds											
Opponent	Date	gs	min	fg-fga	pct	3fg-fga	pct	ft-fta	pct	off	def	tot	avg	pf	a	t/o	blk	stl	pts	avg
vs Texas-Pan American	11/12/10	*	21	3-5	.600	0-0	.000	1-2	.500	0	5	5	5.0	3	0	1	1	0	7	7.0
at Loyola University Chicag	11/13/10	*	26	5-8	.625	0-0	.000	2-2	1.000	3	2	5	5.0	2	1	0	2	0	12	9.5
vs Eastern Kentucky	11/14/10	*	27	3-8	.375	0-0	.000	3-7	.429	5	5	10	6.7	2	0	0	4	0	9	9.3
at Ball State	11/17/10	*	16	3-7	.429	0-0	.000	0-0	.000	3	2	5	6.3	5	0	3	0	0	6	8.5
at Oral Roberts	11/20/10	*	17	2-5	.400	0-0	.000	0-2	.000	1	4	5	6.0	3	1	0	2	0	4	7.6
BUFFALO	11-27-10	*	33	3-10	.300	0-0	.000	3-7	.429	3	4	7	6.2	2	0	4	1	3	9	7.8
Totals		6	140	19-43	.442	0-0	.000	9-20	.450	15	22	37	6.2	17	2	8	10	3	47	7.8

Games played: 6
Minutes/game: 23.3
Points/game: 7.8
FG Pct: 44.2
FT Pct: 45.0

Rebounds/game: 6.2
Assists/game: 0.3
Turnovers/game: 1.3
Assist/turnover ratio: 0.3
Steals/game: 0.5
Blocks/game: 1.7

Career Highs

Points ..... 12, at Loyola-Chicago (11/13/10)
3-Pointers ..... N/A
Free Throws ..... 3, twice (Last 11/27/10)
Rebounds ..... 10, vs. Eastern Kentucky (11/14/10)
Assists ..... 1, twice (Last 11/20/10)
Blocks ..... 4, vs. Eastern Kentucky (11/14/10)
Steals ..... 3, vs. Buffalo (11/27/10)
Minutes ..... 33, vs. Buffalo (11/27/10)

Walker, Myles

			Total		3-Point		F-Throws		Rebounds										Scoring	
Season	gp-gs	min/avg	fg-fga	pct	fg-fga	pct	ft-fta	pct	off	def	tot	avg	pf	fo	ast	to	blk	stl	pts	avg
2010-11	6-6	140/23.3	19-43	.442	0-0	.000	9-20	.450	15	22	37	6.2	17	1	2	8	10	3	47	7.8
TOTAL	6-6	140/23.3	19-43	.442	0-0	.000	9-20	.450	15	22	37	6.2	17	1	2	8	10	3	47	7.8

2010-11 Box Scores

Official Basketball Box Score -- Game Totals -- Final Statistics
Indiana State vs Texas-Pan American
11.12.10 5:00 p.m. at Joseph J. Gentile Center - Chicago, Ill.

Indiana State 69 • 1-0

##	Player		Total FG-FGA	3-Ptr FG-FGA	FT-FTA	Rebounds Off	Def	Tot	PF	TP	A	TO	Blk	Stl	Min
15	Richard, Carl	f	3-8	0-1	1-1	3	10	13	3	7	1	3	1	0	27
03	Kelly, Jake	g	4-7	2-3	0-0	0	4	4	1	10	5	3	0	0	30
20	Lathan, Dwayne	g	1-6	0-1	2-4	2	2	4	3	4	0	4	1	0	14
24	Printy, Jordan	g	4-7	3-5	0-0	0	0	0	1	11	1	0	0	1	27
34	Walker, Myles	g	3-5	0-0	1-2	0	5	5	3	7	0	1	1	0	21
01	Doluony, Koang		4-6	3-4	0-0	2	1	3	5	11	1	0	0	2	10
02	Eitel, Lucas		0-0	0-0	0-0	0	0	0	0	0	0	0	0	0	3
10	Eitel, Logan		0-0	0-0	0-0	0	0	0	0	0	1	0	0	0	2
13	Odum, Jake		2-4	0-0	0-0	1	3	4	2	4	3	0	0	0	26
21	Martin, Isiah		1-1	0-0	0-0	0	0	0	1	2	0	0	2	0	5
25	McWhorter, Steve		0-1	0-1	0-0	0	2	2	0	0	0	1	0	0	8
31	Mahurin, RJ		3-4	2-3	0-0	0	1	1	1	8	0	0	0	0	12
32	Carter, Aaron		1-3	0-2	3-3	0	2	2	2	5	2	1	0	0	15
	Team					1	1	2							
	Totals		26-52	10-20	7-10	9	31	40	22	69	14	13	5	3	200

FG % 1st Half: 15-26 57.7% 2nd half: 11-26 42.3% Game: 26-52 50.0%
3FG % 1st Half: 7-13 53.8% 2nd half: 3-7 42.9% Game: 10-20 50.0%
FT % 1st Half: 1-1 100.0 2nd half: 6-9 66.7% Game: 7-10 70.0%

Deadball Rebounds 1

Texas-Pan American 46 • 0-1

##	Player		Total FG-FGA	3-Ptr FG-FGA	FT-FTA	Rebounds Off	Def	Tot	PF	TP	A	TO	Blk	Stl	Min
21	MIERZYCKI, Matt	f	1-5	0-0	0-0	2	2	4	2	2	2	1	0	2	24
00	PROVOST, Brandon	g	3-8	3-7	0-0	0	5	5	1	9	1	1	1	0	26
03	URBANUS, Aaron	g	3-6	1-3	2-2	0	3	3	0	9	0	1	0	0	28
11	MAREE, Jared	g	0-8	0-0	5-6	1	1	2	3	5	0	0	0	0	23
32	PETTY, Perry	g	2-6	1-4	6-7	1	3	4	4	11	2	1	0	1	26
04	HEARN, Julius		0-4	0-2	1-2	2	1	3	2	1	0	2	0	2	23
10	ARKWRIGHT, Kieondre		0-1	0-1	0-0	0	0	0	1	0	0	1	0	0	5
13	CABRERA, Ruben		1-5	1-4	2-6	0	1	1	2	5	0	1	0	0	18
24	HUGHES, Malik Jamal		0-1	0-0	0-0	0	1	1	0	0	0	1	0	1	11
25	CLEVELAND, Josh		2-4	0-0	0-0	3	0	3	0	4	1	0	0	0	13
33	WALKER, Calvin		0-1	0-0	0-0	0	0	0	0	0	0	0	0	0	3
	Team					0	2	2							
	Totals		12-49	6-21	16-23	9	19	28	15	46	6	9	1	6	200

FG % 1st Half: 6-22 27.3% 2nd half: 6-27 22.2% Game: 12-49 24.5%
3FG % 1st Half: 2-10 20.0% 2nd half: 4-11 36.4% Game: 6-21 28.6%
FT % 1st Half: 6-7 85.7% 2nd half: 10-16 62.5% Game: 16-23 69.6%

Deadball Rebounds 4

Officials: Dan Dorian, Bill Oostdyk, Larry Martin
Technical fouls: Indiana State-TEAM. Texas-Pan American-None.
Attendance:

Score by periods	1st	2nd	Total
Indiana State	38	31	**69**
Texas-Pan American	20	26	**46**

Points	In Paint	Off T/O	2nd Chance	Fast Break	Bench
INS	26	14	8	10	30
UTPA	8	9	9	2	10

Last FG - INS 2nd-00:56, UTPA 2nd-00:35.
Largest lead - INS by 25 2nd-00:56, UTPA by 3 1st-16:33.

Score tied - 6 times.
Lead changed - 3 times.

Official Basketball Box Score -- Game Totals -- Final Statistics
Indiana State vs Loyola University Chicago
11/13/10 7:30 p.m. at Joseph J. Gentile Center - Chicago, Ill.

Indiana State 74 • 1-1

##	Player		Total FG-FGA	3-Ptr FG-FGA	FT-FTA	Rebounds Off	Def	Tot	PF	TP	A	TO	Blk	Stl	Min
15	Richard, Carl	f	4-9	1-2	2-2	3	6	9	2	11	3	2	0	0	35
34	Walker, Myles	f	5-8	0-0	2-2	3	2	5	2	12	1	0	2	0	26
03	Kelly, Jake	g	6-13	3-6	0-0	1	1	2	1	15	5	0	1	1	30
20	Lathan, Dwayne	g	2-7	0-0	2-3	0	1	1	2	6	5	2	0	1	23
24	Printy, Jordan	g	5-9	5-9	0-1	0	2	2	4	15	1	1	0	0	23
01	Doluony, Koang		0-1	0-1	1-2	0	0	0	0	1	0	0	0	0	9
13	Odum, Jake		3-3	2-2	1-3	0	1	1	5	9	1	4	1	2	25
21	Martin, Isiah		0-1	0-0	0-0	0	1	1	0	0	0	1	1	0	3
25	McWhorter, Steve		0-1	0-1	0-0	1	0	1	0	0	0	0	0	0	4
31	Mahurin, RJ		1-2	0-1	0-1	0	0	0	2	2	0	1	0	2	7
32	Carter, Aaron		1-5	1-4	0-0	0	4	4	1	3	0	1	0	2	15
	Team					5	1	6							
	Totals		27-59	12-26	8-14	13	19	32	19	74	16	12	5	8	200

FG % 1st Half: 9-25 36.0% 2nd half: 18-34 52.9% Game: 27-59 45.8%
3FG % 1st Half: 3-12 25.0% 2nd half: 9-14 64.3% Game: 12-26 46.2%
FT % 1st Half: 6-9 66.7% 2nd half: 2-5 40.0% Game: 8-14 57.1%

Deadball Rebounds 1

Loyola University Chicago 86 • 2-0

##	Player		Total FG-FGA	3-Ptr FG-FGA	FT-FTA	Rebounds Off	Def	Tot	PF	TP	A	TO	Blk	Stl	Min
24	AVERKAMP, Ben	f	4-7	1-2	4-4	1	2	3	3	13	1	0	1	1	19
33	GIBLER, Walt	f	2-5	1-2	5-6	0	2	2	2	10	0	0	2	2	28
02	HICKS, Jordan	g	6-7	3-4	4-6	3	3	6	2	19	3	0	1	0	31
10	STANLEY, Courtney	g	2-4	0-1	2-5	0	6	6	2	6	4	2	0	1	33
22	HILL, Terrance	g	6-14	3-4	2-4	3	4	7	3	17	0	2	1	0	30
00	BRITO, Denzel		0-4	0-3	0-0	0	1	1	2	0	2	0	0	0	8
23	McCAMMON, Geoff		6-10	3-7	0-0	0	0	0	2	15	0	3	0	0	22
32	POLKA, Andy		3-5	0-0	0-0	5	5	10	1	6	3	3	0	0	29
	Team					2	1	3				1			
	Totals		29-56	11-23	17-25	14	24	38	17	86	13	11	5	4	200

FG % 1st Half: 17-32 53.1% 2nd half: 12-24 50.0% Game: 29-56 51.8%
3FG % 1st Half: 7-15 46.7% 2nd half: 4-8 50.0% Game: 11-23 47.8%
FT % 1st Half: 1-3 33.3% 2nd half: 16-22 72.7% Game: 17-25 68.0%

Deadball Rebounds 2

Officials: Mike Roberts, Lamar Simpson, Rob Kruger
Technical fouls: Indiana State-Lathan, Dwayne. Loyola University Chicago-None.
Attendance: 2023

Score by periods	1st	2nd	Total
Indiana State	27	47	**74**
Loyola University Chicago	42	44	**86**

Points	In Paint	Off T/O	2nd Chance	Fast Break	Bench
INS	26	18	18	5	15
LUC	22	19	16	2	21

Last FG - INS 2nd-00:41, LUC 2nd-01:16.
Largest lead - INS by 2 1st-14:28, LUC by 21 1st-02:19.

Score tied - 2 times.
Lead changed - 2 times.

Official Basketball Box Score -- Game Totals -- Final Statistics
Eastern Kentucky vs Indiana State
11/14/10 3:00 p.m. at Joseph J. Gentile Center - Chicago, Ill.

Eastern Kentucky 64 • 1-2

##	Player		Total FG-FGA	3-Ptr FG-FGA	FT-FTA	Rebounds Off	Def	Tot	PF	TP	A	TO	Blk	Stl	Min
24	JOHNSON, Jeff	f	2-4	1-2	2-2	0	5	5	5	7	2	1	0	1	26
32	PERRIN, Spencer	f	1-6	0-1	0-2	1	4	5	1	2	3	1	1	1	32
05	JONES, Joshua	g	3-10	1-3	2-4	1	2	3	2	9	0	1	1	0	36
10	McDONALD, Devin	g	5-7	1-1	7-8	0	3	3	1	18	1	3	0	0	33
22	DANIEL, Josh	g	5-9	2-6	5-5	0	3	3	1	17	0	2	1	1	34
01	CRUZ, Willie		1-2	0-0	4-6	2	5	7	2	6	3	3	0	0	22
12	NEWBY, Jabs		0-2	0-0	0-0	1	2	3	2	0	0	0	0	0	11
15	JONES, Jaron		0-1	0-0	0-0	0	0	0	4	0	0	0	0	0	11
20	ALLGOOD, Jeff		1-2	1-2	0-0	0	0	0	0	3	0	0	0	1	11
33	MUFF, Deverin		0-0	0-0	2-3	1	0	1	1	2	0	3	1	0	9
41	FILIPEK, Taylor		0-2	0-0	0-0	1	0	1	0	0	0	0	0	0	0+
	Team					2	2	4				2			
	Totals		18-45	6-15	22-30	9	26	35	19	64	9	16	4	4	225

FG % 1st Half: 8-21 38.1% 2nd half: 8-21 38.1% OT: 2-3 66.7% Game: 18-45 40.0%
3FG % 1st Half: 3-6 50.0% 2nd half: 2-7 28.6% OT: 1-2 50.0% Game: 6-15 40.0%
FT % 1st Half: 7-8 87.5% 2nd half: 8-12 66.7% OT: 7-10 70.0% Game: 22-30 73.3%

Deadball Rebounds 3

Indiana State 59 • 1-2

##	Player		Total FG-FGA	3-Ptr FG-FGA	FT-FTA	Rebounds Off	Def	Tot	PF	TP	A	TO	Blk	Stl	Min
15	Richard, Carl	f	2-7	0-1	5-5	3	6	9	3	9	1	3	1	0	38
34	Walker, Myles	f	3-8	0-0	3-7	5	5	10	2	9	0	0	4	0	27
03	Kelly, Jake	g	2-6	0-1	5-6	0	2	2	4	9	5	3	1	1	34
13	Odum, Jake	g	0-0	0-0	1-2	0	3	3	0	1	0	2	0	0	15
24	Printy, Jordan	g	2-8	2-6	1-2	0	0	0	4	7	1	2	0	0	30
01	Doluony, Koang		1-5	1-5	0-0	0	1	1	4	3	0	1	0	1	16
02	Eitel, Lucas		0-0	0-0	0-0	0	1	1	0	0	0	0	0	0	8
10	Eitel, Logan		0-0	0-0	0-0	0	0	0	0	0	0	0	0	0	2
20	Lathan, Dwayne		6-14	1-4	3-4	3	3	6	4	16	1	2	0	1	34
21	Martin, Isiah		0-0	0-0	0-0	0	0	0	1	0	1	0	0	0	2
25	McWhorter, Steve		0-1	0-0	0-0	0	0	0	0	0	0	0	0	1	3
31	Mahurin, RJ		0-3	0-0	0-0	0	0	0	0	0	0	0	0	0	4
32	Carter, Aaron		2-2	1-1	0-0	0	0	0	1	5	0	0	0	0	12
	Team					3	2	5				1			
	Totals		18-54	5-18	18-26	14	23	37	23	59	9	14	6	4	225

FG % 1st Half: 8-26 30.8% 2nd half: 7-20 35.0% OT: 3-8 37.5% Game: 18-54 33.3%
3FG % 1st Half: 3-7 42.9% 2nd half: 2-7 28.6% OT: 0-4 0.0% Game: 5-18 27.8%
FT % 1st Half: 6-9 66.7% 2nd half: 11-14 78.6% OT: 1-3 33.3% Game: 18-26 69.2%

Deadball Rebounds 4

Officials: Mike Roberts, Randy Heimerman, Jeff Spedoske
Technical fouls: Eastern Kentucky-None. Indiana State-None.
Attendance: 1627

Score by periods	1st	2nd	OT	Total
Eastern Kentucky	26	26	12	**64**
Indiana State	25	27	7	**59**

Points	In Paint	Off T/O	2nd Chance	Fast Break	Bench
EKU	22	14	5	5	11
INS	24	12	10	4	24

Last FG - EKU OT-01:36, INS OT-00:39.
Largest lead - EKU by 5 OT-00:11, INS by 6 1st-03:42.

Score tied - 11 times.
Lead changed - 16 times.

Official Basketball Box Score -- Game Totals -- Final Statistics
Indiana State vs Ball State
11/17/10 7 p.m. at Muncie, Ind. -- Worthen Arena

Indiana State 60 • 1-3

##	Player		Total FG-FGA	3-Ptr FG-FGA	FT-FTA	Rebounds Off	Def	Tot	PF	TP	A	TO	Blk	Stl	Min
24	Printy, Jordan	f	0-5	0-3	0-1	0	0	0	3	0	1	1	0	0	20
34	Walker, Myles	c	3-7	0-0	0-0	3	2	5	5	6	0	3	0	0	16
03	Kelly, Jake	g	2-8	0-2	6-6	0	5	5	3	10	4	7	0	0	35
15	Richard, Carl	g	9-13	1-3	0-0	5	5	10	3	19	4	3	1	1	34
20	Lathan, Dwayne	g	4-7	3-5	1-2	0	1	1	4	12	2	5	0	1	27
01	Doluony, Koang		0-1	0-1	0-0	1	1	2	0	0	1	2	0	0	6
02	Eitel, Lucas		0-0	0-0	0-0	0	0	0	0	0	0	0	0	0	2
13	Odum, Jake		3-4	0-0	1-2	1	2	3	1	7	1	1	0	2	23
21	Martin, Isiah		1-4	0-0	4-5	3	2	5	3	6	0	1	3	0	16
25	McWhorter, Steve		0-0	0-0	0-0	0	0	0	0	0	0	0	0	0	1
31	Mahurin, RJ		0-0	0-0	0-0	0	0	0	2	0	0	1	0	0	4
32	Carter, Aaron		0-3	0-3	0-0	0	2	2	3	0	0	2	0	0	16
	Team					2	3	5							
	Totals		22-52	4-17	12-16	15	23	38	27	60	13	26	4	4	200

FG % 1st Half: 10-23 43.5% 2nd half: 12-29 41.4% Game: 22-52 42.3%
3FG % 1st Half: 3-9 33.3% 2nd half: 1-8 12.5% Game: 4-17 23.5%
FT % 1st Half: 6-7 85.7% 2nd half: 6-9 66.7% Game: 12-16 75.0%

Deadball Rebounds 0

Ball State 75 • 2-0

##	Player		Total FG-FGA	3-Ptr FG-FGA	FT-FTA	Rebounds Off	Def	Tot	PF	TP	A	TO	Blk	Stl	Min
01	PERRY, Malik	f	3-4	0-0	1-2	2	3	5	4	7	0	5	0	0	21
34	SNEED, Pierre	f	2-4	0-1	0-0	0	1	1	2	4	1	2	0	0	26
45	JONES, Jarrod	c	4-12	0-0	4-8	4	7	11	3	12	2	1	0	2	31
03	DAVIS, Randy	g	4-8	2-4	5-6	0	0	0	3	15	9	2	0	3	34
04	SCAIFE, Jauwan	g	7-14	1-2	9-9	1	2	3	2	24	1	1	0	1	35
02	KAMIENIECKI, Matt		1-1	0-0	0-0	1	1	2	3	2	0	1	0	1	17
05	COPELAND, Jay		0-0	0-0	0-2	0	0	0	1	0	0	0	0	0	3
30	HUBBARD, Maurice		1-1	0-0	1-2	0	1	1	2	3	0	1	0	0	7
32	BERRY, Jesse		2-4	1-3	3-5	0	1	1	0	8	1	1	0	0	26
	Team					0	3	3							
	Totals		24-48	4-10	23-34	8	19	27	20	75	14	14	0	7	200

FG % 1st Half: 11-27 40.7% 2nd half: 13-21 61.9% Game: 24-48 50.0%
3FG % 1st Half: 1-5 20.0% 2nd half: 3-5 60.0% Game: 4-10 40.0%
FT % 1st Half: 6-10 60.0% 2nd half: 17-24 70.8% Game: 23-34 67.6%

Deadball Rebounds 4

Officials: Bo Boroski, Mike Sanzere & Dan Nowakowski
Technical fouls: Indiana State-Walker, Myles. Ball State-SCAIFE, Jauwan.
Attendance: 3819
ISU 34 FO @ 4:49

Score by periods	1st	2nd	Total
Indiana State	29	31	**60**
Ball State	29	46	**75**

Points	In Paint	Off T/O	2nd Chance	Fast Break	Bench
INS	34	9	14	2	13
BSU	26	33	5	10	13

Last FG - INS 2nd-01:43, BSU 2nd-00:27.
Largest lead - INS by 8 1st-03:55, BSU by 15 2nd-00:27.

Score tied - 5 times.
Lead changed - 3 times.

2010-11 Box Scores

Official Basketball Box Score -- Game Totals -- Final Statistics

Indiana State vs Oral Roberts

11/20/10 7:05 p.m. at Tulsa, Okla. (Mabee Center)

Indiana State 74 • 2-3

##	Player		Total FG-FGA	3-Ptr FG-FGA	FT-FTA	Rebounds Off	Def	Tot	PF	TP	A	TO	Blk	Stl	Min
15	Richard, Carl	f	5-12	0-1	0-0	2	5	7	4	10	0	2	0	2	31
34	Walker, Myles	f	2-5	0-0	0-2	1	4	5	3	4	1	0	2	0	17
03	Kelly, Jake	g	4-8	1-2	7-9	0	1	1	4	16	3	4	1	1	36
13	Odum, Jake	g	1-2	1-2	7-8	0	5	5	2	10	4	4	0	1	31
20	Lathan, Dwayne	g	9-13	1-2	2-3	2	6	8	4	21	1	4	0	0	32
01	Doluony, Koang		0-0	0-0	0-0	1	0	1	0	0	0	0	1	0	5
21	Martin, Isiah		2-8	0-0	3-4	6	3	9	4	7	0	0	2	0	23
24	Printy, Jordan		2-5	2-5	0-0	0	1	1	1	6	0	0	0	0	13
25	McWhorter, Steve		0-0	0-0	0-0	0	0	0	1	0	1	0	0	0	3
31	Mahurin, RJ		0-0	0-0	0-0	0	0	0	1	0	0	0	0	0	1
32	Carter, Aaron		0-1	0-1	0-0	0	1	1	0	0	0	0	0	0	8
	Team					1	1	2							
	Totals		25-54	5-13	19-26	13	27	40	24	74	10	14	6	4	200

FG % 1st Half: 13-28 46.4% 2nd half: 12-26 46.2% Game: 25-54 46.3%
3FG % 1st Half: 4-7 57.1% 2nd half: 1-6 16.7% Game: 5-13 38.5%
FT % 1st Half: 4-6 66.7% 2nd half: 15-20 75.0% Game: 19-26 73.1%

Deadball Rebounds 2

Oral Roberts 69 • 0-3

##	Player		Total FG-FGA	3-Ptr FG-FGA	FT-FTA	Rebounds Off	Def	Tot	PF	TP	A	TO	Blk	Stl	Min
22	ROUNDTREE, Steven	f	4-11	0-1	10-19	7	6	13	5	18	1	2	0	3	27
45	MORRISON, Dominique	f	3-13	0-1	7-9	4	9	13	2	13	1	2	0	0	34
32	BELL-HOLTER, Damen	c	1-1	0-0	1-2	0	0	0	2	3	0	1	1	0	18
13	NILES, Warren	g	8-16	1-5	1-2	0	2	2	3	18	1	1	0	0	37
44	McCLINTOCK, Hunter	g	4-9	2-4	1-3	1	0	1	1	11	1	2	0	0	30
04	PEARSON, Roderick		0-0	0-0	0-0	0	0	0	5	0	2	1	0	0	10
05	MORTON, Tim		2-2	0-0	0-1	1	2	3	0	4	1	0	0	0	13
12	HOLDMAN, Ken		1-4	0-1	0-0	0	2	2	3	2	2	0	0	2	27
42	NASARRE, Javier		0-0	0-0	0-0	0	0	0	1	0	0	0	0	0	4
	Team					1	0	1							
	Totals		23-56	3-12	20-36	14	21	35	22	69	9	9	1	5	200

FG % 1st Half: 13-27 48.1% 2nd half: 10-29 34.5% Game: 23-56 41.1%
3FG % 1st Half: 1-4 25.0% 2nd half: 2-8 25.0% Game: 3-12 25.0%
FT % 1st Half: 5-10 50.0% 2nd half: 15-26 57.7% Game: 20-36 55.6%

Deadball Rebounds 8

Officials: Hal Lusk, John Moore, Brian McAnally
Technical fouls: Indiana State-None. Oral Roberts-None.
Attendance: 2893

Score by periods	1st	2nd	Total
Indiana State	34	40	**74**
Oral Roberts	32	37	**69**

	Points	In Paint	Off T/O	2nd Chance	Fast Break	Bench
INS		26	5	14	4	13
ORU		24	15	16	6	6

Last FG - INS 2nd-02:51, ORU 2nd-00:12.
Largest lead - INS by 11 2nd-14:02, ORU by 4 1st-16:27.

Score tied - 4 times.
Lead changed - 12 times.

Official Basketball Box Score -- Game Totals -- Final Statistics

Buffalo vs Indiana State

11-27-10 1:05 pm ET at Hulman Center (Terre Haute, Ind.)

Buffalo 54 • 3-2

##	Player		Total FG-FGA	3-Ptr FG-FGA	FT-FTA	Rebounds Off	Def	Tot	PF	TP	A	TO	Blk	Stl	Min
21	WATT, Mitchell	f	1-3	0-0	1-1	1	1	2	5	3	0	2	0	0	9
30	ROBINSON, Titus	f	2-6	0-0	0-0	1	1	2	4	4	0	2	0	0	17
02	MULKEY, Byron	g	3-12	1-4	4-4	0	2	2	2	11	7	1	0	3	26
05	FILZEN, Zach	g	4-14	1-5	4-4	1	3	4	2	13	1	3	0	2	36
24	BARNETT, Dave	g	4-6	1-2	2-2	1	5	6	3	11	1	4	1	0	33
01	WATSON, Tony		0-1	0-1	0-0	0	4	4	1	0	1	1	0	1	14
03	OLDHAM, Jarod		0-1	0-1	0-0	0	1	1	1	0	0	2	0	0	9
10	RALEY-ROSS, Corey		0-0	0-0	0-0	0	0	0	0	0	0	0	0	0	4
12	MCCREA, Javon		2-5	0-0	4-5	3	2	5	0	8	0	1	1	2	25
22	NUIRIANKH, Auraum		0-0	0-0	0-0	0	1	1	1	0	0	1	0	0	1
32	ALSTON, Jawaan		1-1	0-0	0-0	1	0	1	3	2	0	3	0	0	19
33	DOWNING, Cameron		1-1	0-0	0-1	1	0	1	1	2	1	0	0	0	7
	Team					3	2	5							
	Totals		18-50	3-13	15-17	12	22	34	23	54	11	20	2	8	200

FG % 1st Half: 8-22 36.4% 2nd half: 10-28 35.7% Game: 18-50 36.0%
3FG % 1st Half: 2-6 33.3% 2nd half: 1-7 14.3% Game: 3-13 23.1%
FT % 1st Half: 3-4 75.0% 2nd half: 12-13 92.3% Game: 15-17 88.2%

Deadball Rebounds 0

Indiana State 58 • 3-3

##	Player		Total FG-FGA	3-Ptr FG-FGA	FT-FTA	Rebounds Off	Def	Tot	PF	TP	A	TO	Blk	Stl	Min
15	Richard, Carl	f	3-8	1-2	0-0	2	8	10	3	7	1	1	0	0	35
34	Walker, Myles	c	3-10	0-0	3-7	3	4	7	2	9	0	4	1	3	33
03	Kelly, Jake	g	3-7	1-3	3-4	0	2	2	5	10	2	4	2	1	17
13	Odum, Jake	g	4-4	0-0	2-4	0	1	1	2	10	3	1	2	3	35
20	Lathan, Dwayne	g	4-9	1-1	0-0	4	5	9	3	9	4	5	0	0	30
01	Doluony, Koang		0-1	0-1	0-1	0	0	0	0	0	0	0	0	0	2
02	Eitel, Lucas		0-0	0-0	0-0	0	0	0	0	0	0	0	0	0	2
21	Martin, Isiah		0-1	0-1	0-0	0	0	0	1	0	0	0	0	1	4
25	McWhorter, Steve		1-1	0-0	1-2	0	0	0	1	3	1	0	0	2	8
31	Mahurin, RJ		1-1	1-1	0-0	0	0	0	1	3	1	0	0	0	6
32	Carter, Aaron		2-7	2-4	1-2	0	2	2	1	7	0	0	2	0	28
	Team					2	0	2							
	Totals		21-49	6-13	10-20	11	22	33	19	58	12	15	7	10	200

FG % 1st Half: 9-28 32.1% 2nd half: 12-21 57.1% Game: 21-49 42.9%
3FG % 1st Half: 2-7 28.6% 2nd half: 4-6 66.7% Game: 6-13 46.2%
FT % 1st Half: 3-8 37.5% 2nd half: 7-12 58.3% Game: 10-20 50.0%

Deadball Rebounds 5

Officials: Terry Wymer, Bo Boroski, Steve Skiles
Technical fouls: Buffalo-None. Indiana State-None.
Attendance: 3927

Score by periods	1st	2nd	Total
Buffalo	21	33	**54**
Indiana State	23	35	**58**

	Points	In Paint	Off T/O	2nd Chance	Fast Break	Bench
UB		18	8	14	2	12
INS		26	26	9	4	13

Last FG - UB 2nd-00:01, INS 2nd-00:28.
Largest lead - UB by 4 1st-12:28, INS by 7 2nd-00:14.

Score tied - 10 times.
Lead changed - 9 times.