

# Indiana State Football

## Indiana State Athletics Media Relations Office

Ace Hunt, Media Relations Director ■ [ace.hunt@indstate.edu](mailto:ace.hunt@indstate.edu)  
 401 N Fourth Street, Room 101B, Terre Haute, IN 47809  
 Office: 812-237-4161 ■ Cell: 812-243-5568 ■ Fax: 812-237-4193  
 Secondary Football Contact: Danny Pfrank ([danny.pfrank@indstate.edu](mailto:danny.pfrank@indstate.edu))  
 Secondary Football Contact: Blaine Kinsey ([bkinsey1@indstate.edu](mailto:bkinsey1@indstate.edu))



Indiana State (6-4, 4-3 MVFC)  
**SYCAMORES**

Date	Opponent	Time/Result
Sept. 2	St. Joseph's (Ind.)	W, 57-7
Sept. 11	at Cincinnati	L, 7-40
Sept. 25	at Western Illinois *	L, 7-40
Oct. 2	Quincy	W, 56-22
Oct. 9	Illinois State *	W, 59-24
Oct. 16	Missouri State *	W, 38-35 (ot)
Oct. 23	at North Dakota State *	L, 15-27
Oct. 30	South Dakota State *	W, 41-30
Nov. 6	Northern Iowa *	L, 20-30
Nov. 13	at Youngstown State *	W, 30-24
Nov. 20	Southern Illinois *	2:00 p.m.

\* Missouri Valley Football Conference Game  
 • All Times Eastern



Southern Illinois (4-6, 3-4 MVFC)  
**SALUKIS**

Date	Opponent	Time/Result
Sept. 2	Quincy	W, 70-7
Sept. 11	at Illinois	L, 3-35
Sept. 18	Southeast Missouri St.	L, 21-24
Sept. 25	at Youngstown State *	L, 28-31
Oct. 2	at Illinois State *	W, 38-17
Oct. 9	Northern Iowa *	W, 45-38 (ot)
Oct. 16	South Dakota State *	L, 10-31
Oct. 30	at Missouri State *	L, 41-51
Nov. 6	at North Dakota State *	L, 6-20
Nov. 13	Western Illinois *	W, 20-10
Nov. 20	Indiana State *	2:00 p.m.

\* Missouri Valley Football Conference Game  
 • All Times Eastern

## The Regular Season Concludes On Saturday At Southern Illinois

### SETTING THE STAGE

Indiana State concludes year three of the Trent Miles Era on Saturday, Nov. 20, as they stay on the road to take on Southern Illinois. Saturday's game is set for a 2:00 p.m. (ET) kickoff at Saluki Stadium (15,000). The game will air live world-wide on Saluki Gameday Central on a pay-per-view basis. The game will also be carried live on ESPN Radio (92.7 FM & 1300 AM), with Vaso Michels and Ace Hunt calling the action for the Nelligan Sports Marketing Radio Network. Action can be heard live worldwide on GoSycamores.com. Fans interested in watching the contest on Saluki Gameday Central must buy a pay-per-view subscription @ <http://client.stretchinternet.com/client/siu.portal>

### THE SOUTHERN ILLINOIS SERIES

Southern Illinois owns a 24-23 lead in the all-time series with the Sycamores, including winning the last seven matchups. Prior to SIU's seven-game winning streak over ISU, the Trees won every matchup from 1994 until 2002, a span of nine seasons. ISU last won in Carbondale on November 9, 2002 — a 21-14 Sycamore victory. Saturday's game will be the first for Indiana State in the brand new Saluki Stadium. ISU is 8-13 all-time on the road against the Salukis.

### THE COACHES

**INDIANA STATE:** Trent Miles (Indiana State '87)  
 — Overall: 7-26 (3rd Season)  
 — at Indiana State: 7-26 (3rd Season)  
 — vs. Southern Illinois: 0-2  
 — vs. Missouri Valley Football Conference: 5-18

**SOUTHERN ILLINOIS:** Dale Lennon (North Dakota, '83)  
 — Overall: 126-44 (14th Season)  
 — at Southern Illinois: 24-11 (Third Season)  
 — vs. Indiana State: 2-0  
 — vs. Missouri Valley Football Conference: 27-7

### QUICK HITS

— Since joining the Missouri Valley Football Conference prior to the 1986 campaign, no Indiana State team has ever won five games in league play. Two teams have won four games — this year's squad as well as the 1988 team that went 4-2.  
 — Sycamore quarterback Ronnie Fouch has set a school record by passing for over 200 yards in seven consecutive contests and will be looking to continue that streak as well as pass Blayne Baggett (2005) for the school record for number of 200-yard passing performances in a season with seven.  
 — The Sycamores have not won at SIU since 2002 and are making their first appearance on Saturday at Saluki Stadium, which debuted this year.

### ON THE AIR

#### National Television

Saluki Gameday Central  
 PPV Online Broadcast  
 Direct Link:  
<http://client.stretchinternet.com/client/siu.portal#>



#### Radio

Nelligan Sports Marketing Radio Network  
 Flagship: ESPN Radio 92.7FM & 1300 AM  
 Play-By-Play: Vaso Michels  
 Analyst: Ace Hunt  
 Online: GoSycamores.com



## Media Services

### **GoSycamores.com**

#### *The Official Home of Sycamore Athletics*

ISU Athletics and Sycamore football information can be accessed online at all times. Complete statistics, notes, recaps, features and archives, as well as live video, are available at GoSycamores.com.

### **Social Media**

Indiana State football information can be found on facebook.com/Sycamores as well as twitter.com/IndStAthletics

### **Radio Show**

Head coach Trent Miles will join play-by-play voice Brian Fritz every Monday for the Trent Miles Radio Show at 6 p.m. The show will take place live from Beef O' Brady's in Terre Haute and will air on ESPN Radio 1130 and 1300 in the Wabash Valley.

### **Interview Availability**

Each day on game weeks, ISU players will be available at Memorial Stadium 30 minutes after each practice session. Coach Trent Miles will be available at this time or upon prior arrangements with the ISU Athletics Media Relations Office. Please call Ace Hunt at (812) 237-4161 to confirm practice times or schedule an interview with Coach Miles or the Sycamore student-athletes through the week. All interviews are to be coordinated through the Media Relations Office. This allows the staff to arrange the interview when it best suits the student athlete's and reporter's schedules. Please contact the Media Relations Office in advance to make your interview requests. **Media are not permitted to contact student-athletes on their own at any time.**

### **MVFC Teleconference**

All nine league head coaches are available on the league's weekly coaches' teleconference on Wednesday during the regular season. The call begins at 11:00 a.m. and coach Miles will make his weekly appearance beginning at 11:10 a.m. Media members may call 877-393-4731 to join the teleconference.

### **Postgame Policies**

Ace Hunt will coordinate all postgame interviews for the Sycamores, as the locker room is closed to media. On the road, Coach Miles and selected players will be made available after a brief cooling off period in an area outside the locker room or a space designated by the host school. At home, both team's head coaches as well as selected players will be made available in the interview area located inside the Memorial Stadium Fieldhouse.

### **The Indiana State Head Coach**

Indiana State head coach Trent Miles (Indiana State, 1987) is 7-26 (.212) overall in his third season as a head coach, all with the Sycamores. He is 5-18 all-time in MVFC games, including a 4-8 mark at home and a 1-10 mark on the road. During his career, he is 6-11 in all home games, 1-15 on the road and 2-2 in games decided by three points or less. Miles is 0-2 all-time against Southern Illinois, including a 0-1 record in Carbondale. With the Trees, Miles is 1-2 in overtime games, and 0-5 in shutouts. Saturday's game is Trent Miles' 34th game as Indiana State head coach.

### **The Southern Illinois Head Coach**

Southern Illinois is led by third-year head coach Dale Lennon, who is 126-44 in his 14th season as a collegiate coach, including a mark of 24-11 at Southern Illinois. Lennon is 2-0 against Indiana State, including a 1-0 mark in Carbondale.

### **Scouting The Salukis**

Southern Illinois stands at 4-6, 3-4 MVFC heading into their regular season finale on Saturday against Indiana State. The Salukis started 2-1 in league play with a road loss at Youngstown State and then a road victory over Illinois State, following by an overtime home victory over league champion Northern Iowa. SIU then dropped consecutive conference games against South Dakota State, Missouri State and North Dakota State before rebounding last week to down Western Illinois, 20-10 at home.

### **A Little History**

This marks the 106th season of football at Indiana State, dating back to 1896. The University did not field teams from 1899 to 1900, 1908 or from 1910 to 1919. ISU owns an all-time record of 345-469-22 and is competing for the 25th consecutive season as a member of the MVFC.

### **What's Transpired**

Indiana State won its season opener with a 57-7 decision over St. Joseph's (Ind.) on Sept. 4. The Sycamores scored the game's first 23 points against the Pumas en route to the 50 point victory. ISU was led by senior Darrius Gates who finished with 160 rushing yards while freshman Shakir Bell burst onto the scene with 133 yards on the ground in his Sycamore debut. ISU trailed just 12-7 at halftime at two-time defending BIG EAST Champion Cincinnati en route to falling 40-7. Ronnie Fouch found 11 different receivers as he finished 23-of-38 passing for 161 yards and a touchdown pass to Alex Jones. Indiana State dropped its Missouri Valley Football Conference opener at Western Illinois by the score of 40-7 on a sloppy track in Macomb, Ill. ISU was led by Brock Lough who compiled 38 muddy yards on the ground and scored the lone ISU touchdown of the contest with his 1-yard run in the third quarter. The Sycamores improved to 2-2 on the season with a convincing 56-22 victory over Quincy. Bell and Gates both eclipsed the 100-yard rushing mark and Ronnie Fouch became the first Sycamore quarterback to go over the 200-yard passing mark and throw four touchdowns in a single-game since the 2006 season. The Sycamores kept up their winning ways and improved to 3-2 on the season with a convincing 59-24 Homecoming victory over Illinois State. The Sycamores were led by Ronnie Fouch, who completed 16-of-22 passes for 250 yards and four touchdowns while Shakir Bell ran the ball 14 times for 146 yards with a touchdown. Bryant Kent paced the Trees with seven receptions for 118 yards and a pair of receptions. ISU won its fourth game of the season and third in a row with a thrilling 38-35 overtime victory over Missouri State. Ronnie Fouch threw for 311 yards in the victory while the Sycamore defense racked up four quarterback sacks. The Trees came back from a 14-point fourth quarter deficit to knot the game at 35-all and Cory Little kicked a 32-yard field goal in overtime to earn the win. The Sycamores winning streak ended at North Dakota State, dropping a 27-15 decision to the Bison despite jumping out to a 12-0 first half advantage. ISU was led by Ronnie Fouch who threw for 330 yards and touchdown. Darrius Gates set a new school record by scoring five touchdowns as the Sycamores improved to a perfect 5-0 at home with a 41-30 victory over South Dakota State. Gates rushed for 143 yards while Ronnie Fouch completed 17-of-24 passes for 284 yards and two touchdown passes. Indiana State had the ball down just three points against league-leading Northern Iowa but were unable to convert a fourth down attempt en route to falling 30-20. Fouch had 200 yards passing while Gates owned a pair of touchdowns in the contest. Jacolby Washington led the team with 17 total tackles versus the Panthers. ISU broke a 36-game road losing streak and won on the road in the MVFC for the first time since the 2002 campaign with a 30-24 victory at Youngstown State. ISU led 23-17 at the half on the strength of three first half TD passes by Ronnie Fouch. ISU hit tight end Alex Jones on scoring plays of 68 and 8 yards while also tossing a 50-yarder and an 11-yard TD pass to Bryant Kent. Fouch finished the game with 290 yards passing as the Sycamores earned the hard fought road victory.

### **Keeping Up With Jones**

Indiana State junior tight end was named the MVFC Offensive Player Of The Week following his efforts in the 30-24 victory over Youngstown State. Jones caught five passes for 147 yards and a pair of touchdowns as the Sycamores broke a 36-game road losing streak with its 30-24 victory at Youngstown State. Jones scored on a reception of 68 yards (a career long) in the game's first quarter

### An Indiana State Win Over Southern Illinois Would ...

- Give Indiana State its first victory over the Penguins since 2002 (which came on the road in Carbondale).
- Give Indiana State a total of five conference victories in 2010, a total which now Sycamore team has reached since joining the league in 1986.
- Give Trent Miles victories over six different league members during his three-year tenure at ISU.
- Give Indiana State back-to-back road victories for the first time since 2001 when the Sycamores downed Eastern Michigan and Missouri State consecutively. ISU has not won back-to-back road conference contests since 1996 when they took down Western Illinois & Southern Illinois on consecutive Saturdays.

to give ISU its first lead at 8-7 and then hauled in an eight-yard touchdown pass in the game's third quarter to give the Sycamores a 30-17 lead which they never relinquished. Jones' 147 receiving yards is the most of his career in a single-game as are his two touchdowns.

### Ronnie Fouch Continues Record Breaking Campaign At Youngstown State

Indiana State junior quarterback Ronnie Fouch extended his streak of 200-yard passing performances to a school record seven in a row with a 16-of-23 effort for 290 yards as well as four touchdowns at Youngstown State en route to being named the MVFC Newcomer Of The Week for the second time this season. Fouch's 290 yards was his most in a Sycamore uniform on the road as ISU downed a league opponent away from Memorial Stadium for the first time since 2002. His four touchdowns at YSU is the third time this season in which he has passed for a quartet of touchdowns in a game and gives him 20 total passing touchdowns for the season which is also a new school record. Fouch now has 20 touchdown passes on the season which has broken Jeff Miller's former school record of 17 set in 1985. Fouch currently is third in the league with a 143.46 pass efficiency rating, which is 16th best in the nation.

### Tied For The Best Valley Football Season In School History

Indiana State's 4-3 record through the seven games of league play ranks as one of the best starts for the program. Only the 1988 team as well as this year's squad has ever achieved a mark of four league wins since the 1986 campaign when ISU joined what is now known as the Missouri Valley Football Conference.

### Washington Leads The Sycamores In Tackle For The Second Consecutive Week

Sophomore Jacoby Washington followed up a 17 tackle performance against league champion Northern Iowa last week with a team-high 14 stops as part of the 30-24 road victory over Youngstown State this week. Washington tallied nine solo tackles as well as five assists. He added 1.5 sacks in the contest for four yards of loss and was credited with 2.5 tackles for loss in the contest. Washington also continually harassed the Penguin quarterback throughout the game and helped apply the pressure needed to give the Sycamore defense a chance to tally four interceptions, just one shy of the school record.

### Road Trip!

With the Indiana State Sycamores thrilling 30-24 road victory over Youngstown State, the Trees broke a 36-game road losing streak, which was the longest in any division of college football. ISU downed Youngstown State for just the second time in 20 all-time tries, with both coming at the "Ice Castle". The road win over the Penguins was the first for an Indiana State football team since downing Eastern Illinois in overtime in the second game of the 2004 campaign and its first victory in league play away from Memorial Stadium since taking down Southern Illinois in 2002. With a road victory over Southern Illinois, ISU will win back-to-back road games for the first time since 2001 and consecutive league road contests for the first time since 1996.

### Sycamore Offense In 2010 Is The Best In School History

With its 30 points scored against Youngstown State - which were the most an Indiana State team has ever scored versus the Penguins -- the Sycamores have now amassed 330 total points this season which is a new school record. This year's team beat out the 1992 squad who previously held the record with 319 points. Additionally, the Sycamores have reached the end zone a total of 45 times this season which tops the 1992 team's 43. The offensive turnaround for Indiana State has been remarkable as the Sycamores scored a program-low 99 points last season and have improved to the point of setting the school record for most points in 2010 with 319.

### This Is Our House!

Indiana State finished the regular season with a record of 5-1 for the 2010 season at Memorial Stadium with its victory over South Dakota State, giving the Sycamores five home victories for the first time since 1995. The Sycamores posted a winning record at home for the first time since going 3-2 during 2004.

### National Polls

#### The Sports Network/Fathead.com -- Top 25 (Nov. 8, 2010)

Team	Record	Points	LW
1. Delaware Blue Hens (116)	9-1	3,927	2
2. Appalachian State Mountaineers (28)	9-1	3,781	3
3. Eastern Washington Eagles (8)	8-2	3,563	5
4. Jacksonville State Gamecocks (2)	9-1	3,457	6
5. Stephen F. Austin Lumberjacks	8-2	3,078	8
6. William & Mary Tribe	7-3	2,959	1
7. Bethune-Cookman Wildcats (4)	10-0	2,870	10
8. Montana State Bobcats (1)	8-2	2,786	11
9. Wofford Terriers	8-2	2,729	4
10. Southeast Missouri State Redhawks	9-2	2,480	7
11. Montana Grizzlies	7-3	2,236	13
12. South Carolina State Bulldogs	8-2	2,099	15
<b>13. Northern Iowa Panthers</b>	<b>7-3</b>	<b>2,034</b>	<b>16</b>
14. New Hampshire Wildcats	6-4	1,926	17
15. Villanova Wildcats	6-4	1,614	9
16. Penn Quakers	8-1	1,557	18
<b>17. North Dakota State Bison</b>	<b>7-3</b>	<b>1,120</b>	<b>24</b>
18. Richmond Spiders	6-4	1,118	21
19. Massachusetts Minutemen	6-4	1,052	14
20. Jacksonville Dolphins	10-1	983	22
21. Liberty Flames	7-3	902	12
22. Lehigh Mountain Hawks	8-2	608	NR
23. Cal Poly Mustangs	7-4	338	19
24. Dayton Flyers	10-1	336	NR
25. Grambling State Tigers	8-2	287	20

Others receiving votes: Georgia Southern 263, James Madison 253, Chattanooga 183, McNeese State 183, Texas Southern 136, **Western Illinois 123**, Robert Morris 110, Sacramento State 105, Florida A&M 81, Jackson State 78, Southern Utah 73, Weber State 57, Yale 54, Old Dominion 30, **Indiana State 18**, Eastern Kentucky 14, Elon 12, Harvard 7, **Southern Illinois 7**, Northern Arizona 6, Coastal Carolina 5, Furman 5, UC Davis 5, Stony Brook 3, Bryant 2, **Illinois State 2**, Murray State 11, Central Connecticut State 1, Alabama State 1, Colgate 1, Drake 1, Brown 1.

#### FCS Coaches Poll -- Top 25 (Nov. 8, 2010)

Team	Record	Points	LW
1. Delaware (26)	9-1	698	1
2. Appalachian State	9-1	666	3
3. Eastern Washington (1)	8-2	636	5
4. Jacksonville State	9-1	613	6
5. Stephen F. Austin (1)	8-2	569	7
6. William & Mary	7-3	520	2
7. Wofford	8-2	512	4
8. Montana State	8-2	503	10
9. Bethune-Cookman	10-0	474	12
10. Southeast Missouri State	9-2	428	8
11. South Carolina State	8-2	396	14
<b>12. Northern Iowa</b>	<b>7-3</b>	<b>394</b>	<b>16</b>
13. New Hampshire	6-4	350	15
14. Montana	7-3	332	17
15. Villanova	6-4	314	9
16. Penn	8-1	264	19
<b>17. North Dakota State</b>	<b>7-3</b>	<b>227</b>	<b>20</b>
18. Liberty	7-3	219	11
19. Massachusetts	6-4	214	13
20. Richmond	6-4	181	23
21. Jacksonville	10-1	123	24
22. Lehigh	8-2	88	NR
23. Cal Poly	7-4	71	18
24. Grambling State	8-2	49	22
25. Dayton	10-1	44	NR

Others receiving votes (points in parentheses): Georgia Southern (40), **Western Illinois (28)**, Florida A&M (25), Sacramento State (23), James Madison (21), Robert Morris (17), McNeese State (16), Weber State (14), Texas Southern (11), Chattanooga (7), Southern Utah (5), Northern Arizona (3), Old Dominion (2), **Indiana State (2)**, Harvard (1)

#### 2010 Opponents in Bold

# Series History with SIU

Southern Illinois leads 24-23

Home: 15-11 • Away: 8-13 • Neutral: 0-0

Year/Date	W/L/T	Score	Home/Away
10/07/44	W	35-6	H
10/11/47	W	21-6	H
10/09/48	L	6-20	A
10/08/49	W	9-7	H
11/26/49	L	14-41	A
10/07/50	L	0-20	H
10/18/69	L	7-29	A
10/30/71	W	17-3	H
11/18/72	W	31-3	A
11/17/73	W	36-17	H
09/21/74	W	30-8	H
09/20/75	W	23-21	A
10/30/76	L	2-21	H
09/17/77	W	14-9	A
11/04/78	L	7-28	H
11/03/79	L	38-41	A
10/11/80	W	10-7	H
10/31/81	L	3-17	H
10/23/82	L	9-21	A
10/22/83	L	21-24	H
12/03/83*	L	7-23	H
10/27/84	W	27-10	H
11/02/85	W	41-38	H
10/11/86	W	16-6	A
10/31/87	W	24-15	H
10/15/88	L	7-10	A
11/04/89	W	35-24	H
09/08/90	L	17-20	A
10/26/91	L	23-30	H
11/21/92	L	35-42	A
10/30/93	L	35-26	H
10/08/94	W	27-14	A
09/20/95	W	52-3	H
10/12/96	W	24-13	A
10/04/97	W	19-14	H
10/23/98	W	27-21	A
10/02/99	W	66-44	H
11/04/00	W	23-22	A
10/27/01	W	20-14	H
11/09/02	W	21-14	A
10/04/03	L	14-37	H
11/13/04	L	10-59	A
10/22/05	L	20-42	A
09/30/06	L	5-55	A
09/29/07	L	10-72	H
10/11/08	L	7-60	H
10/31/09	L	0-33	H

### Highlights in the ISU-SIU Series

- First Meeting: 10/07/44 / Home / ISU 55, SIU 6
- Last Meeting: 10/31/09 / Home / SIU 33, ISU 0
- Most Points Scored vs. SIU:  
Home: 66 (66-44 win, 10/02/99)  
Away: 38 (41-31 loss, 11/03/79)
- Most Points Given Up vs. SIU:  
Home: 72 (72-10 loss, 09/29/07)  
Away: 60 (60-7 loss, 10/11/08)
- No. of Shutouts:  
SIU: None  
ISU: 2 (Last 33-0 loss, 10/31/09 at ISU)
- Largest Margin Of Victory:  
ISU: 49 (55-6 win, 10/07/44 at ISU)
- Largest Margin Of Defeat:  
ISU: 62 (72-10 loss, 11/28/07 at ISU)

### Indiana State Big Plays

#### Plays From Scrimmage Of Over 20 Yards

Play type	Player	Yardage
Pass	Hilton from Fouch (TD) (Quincy)	72
Pass	Jones from Fouch (TD) (at Youngstown State)	68
Pass	Hilton from Fouch (SDSU)	63
Rush	Bell (TD) (Illinois St.)	62
Rush	A. Jones (Missouri St.)	59
Pass	Kent from Fouch (SDSU)	52
Rush	Bell (at Cincinnati)	50
Pass	Kent from Fouch (TD) (at YSU)	50
Pass	Hilton from Fouch (Missouri St.)	48
Pass	A. Jones from Fouch (St. Joseph's)	43
Pass	Hilton from Fouch (TD) (Quincy)	40
Pass	Kent from Fouch (TD) (Illinois State)	40
Rush	Bell (St. Joseph's)	38
Pass	Jones from Fouch (SDSU)	37
Rush	Gates (St. Joseph's)	36
Pass	A. Jones from Fouch (St. Joseph's)	36
Pass	Egberonobe from Fouch (TD) (Missouri St.)	36
Pass	Hilton from Fouch (TD) (Missouri St.)	35
Rush	Bettag (Northern Iowa)	35
Rush	Gates (Quincy)	33
Pass	Hilton from Fouch (Northern Iowa)	33
Pass	Riston from Fouch (at SDSU)	32
Rush	Gates (at YSU)	32
Pass	A. Jones from Fouch (Missouri St.)	31
Rush	Bell (Quincy)	30
Pass	Jones from Fouch (at YSU)	30
Rush	Gates (SDSU)	29
Rush	Cheeseborough (TD) (Illinois State)	28
Rush	Gates (St. Joseph's)	27
Rush	Bell (Northern Iowa)	27
Rush	Cheeseborough (TD) (St. Joseph's)	26
Rush	Gates (St. Joseph's)	25
Rush	Gates (TD) (St. Joseph's)	25
Pass	Hilton from Fouch (TD) (Illinois State)	25
Rush	Bell (Illinois State)	25
Pass	Hilton from Fouch (TD) (Missouri St.)	25
Pass	Hilton from Fouch (TD) (Northern Iowa)	25
Pass	Goodlett from Fouch (Quincy)	24
Rush	Bell (Quincy)	23
Pass	Goodlett from Fouch (at SDSU)	23
Rush	Gates (TD) (St. Joseph's)	22
Rush	Kent (TD) (St. Joseph's)	22
Rush	Bell (St. Joseph's)	22
Pass	Kent from Fouch (at Cincinnati)	22
Pass	Kent from Fouch (Missouri St.)	22
Pass	Jones from Fouch (at SDSU)	22
Pass	Kent from Fouch (at SDSU)	22
Pass	Jones from Fouch (SDSU)	22
Pass	Kent from Fouch (SDSU)	22
Pass	Kent from Fouch (Northern Iowa)	22
Pass	Jones from Fouch (at Western Illinois)	20
Pass	Hilton from Fouch (at SDSU)	20
Pass	Goodlett from Fouch (at SDSU)	20
Pass	Kent from Fouch (at SDSU)	20
Rush	Bell (SDSU)	20
Rush	Gates (Northern Iowa)	20
Rush	Fouch (at YSU)	20

### Ben Obaseki Leading The League

Ben Obaseki's 1.60 tackles for loss average is tops in the league and is tied for 13th nationally. Obaseki is second in the league with his .75 quarterback sacks per game average, a number which is tied for 17th in the nation

### Gates Leading The Scoring Charge & Nearing Top 10 Rushing At ISU

Indiana State senior Darrius Gates has reached the end zone a total of 17 times this season and leads the team in scoring with 102 points, which are both new school records. The school records were Willie Lee's 13 touchdowns in 1972 and 82 points, set by Scott Bridges in 1984. Gates 10.4 ppg average ranks first in the league and is second in the nation. Gates has also amassed 1,730 career rushing yards, which is seventh-best in school history and is 268 yards behind Jim Brumfield's 1,998 yards for sixth place. He has 878 rushing yards this season and needs 122 yards against Southern Illinois to become the first 1,000 yard rusher for ISU since 1999.

### Hilton's 7 TDs Are Heaven; Eight Would Be Great

Indiana State junior wide receiver Justin Hilton has amassed seven touchdown receptions this season and needs one more for eight on the year which would tie Steve Schmid's record from the 1968 season.

### Sycamores Against The Missouri Valley Football Conference

Indiana State is in its 25th season as a member of the MVFC. ISU's first season as a league member came in 1986 when it went 1-5 through a six-game league schedule. The Sycamores are 44-115 in MVFC contests and have won five of their last 11 league matchups, marking the first time since the 2002 season that an ISU team has won multiple league contests over a similar stretch.

### The National Eye

Indiana State junior kicker Brett Sheldon, who was born with a physical handicap, was featured this summer on an episode of The Dr. Phil Show titled "Driven To Succeed." Sheldon walked on to the team in the spring and is listed on the team's depth chart out of preseason camp. During the Dr. Phil Show he was featured along with New Orleans Saints head coach -- and former Sycamore assistant -- Sean Peyton. The Dr. Phil film crew was inside Memorial Stadium during the Spring Game and footage of the Sycamores' spring scrimmage was featured on the national television program. Sheldon made his collegiate debut against South Dakota State, connecting on an extra point in the second quarter of that 41-30 Sycamore victory.

### Sycamores Have Doubled Up On The Ground Twice This Season

Shakir Bell paced Indiana State with 156 yards rushing to led the Sycamores' ground attack against Quincy. He was joined over the 100-yard mark by Darrius Gates who rushed for 139 yards. It marked the second time this season that the Sycamore duo have both reached the century mark on the ground in the same game as both also did it in the season opener against St. Joseph's. Gates also scored three touchdowns versus the Hawks, marking the second time this season he has reached the end zone three times in a game (the other coming against the Pumas in the opener). Gates and Bell became the first Sycamore duo since the 2004 campaign to each reach the 100-yard rushing mark in the same game when they accomplished that feat against St. Joseph's (Ind.). Gates had 160 yards on the ground while Bell posted 133 matching the double 100-yard rushing efforts of Sidney Montfort and Jake Shields in 2004 against UT-Martin.

### Sycamores In The Pros

Two former Sycamores played in NFL Preseason contests this fall. Donye McCleskey played in one preseason contest for the Indianapolis Colts where he made a trio of tackles while Jamie Petrowski played in a pair of preseason contests with the Carolina Panthers. Former Sycamore DeJuan Alfonso plays for the Chicago Rush of the Arena Football League and was named the 2010 Ironman Of The Year.

### Few Seniors

Indiana State has just eight players on its roster who are seniors. Of those, Darrius Gates and Pat Burke are fifth-year seniors, while Matt Seliger, Bryant Kent, Josh Jellison and Nate Brown are in their fourth year. Jordan Scott and Larry Lacotti transferred into the Sycamore program and are in their final season as well.

### In Overtime

The Sycamores have played in 12 overtime contests since the rule was established for regular season games in the NCAA FCS Subdivision in 1996. The Sycamores are 7-5 in games that have used an extra period. ISU's last overtime victory came in the form of a 38-35 victory against Missouri State in the sixth game of the 2010 season.

## Tale Of The Tape



	ISU	SIU
Record	6-4	4-6
Points/Game	33.0	28.2
Points Allowed Avg.	27.9	26.4
First Downs	204	204
Rushing Yards Avg.	194.3	185.5
Rushing Defense Avg.	200.7	150.1
Passing Yards Avg.	228.6	179.7
Passing Defense Avg.	175.2	185.1
Total Offense Avg.	422.9	365.2
Total Defense Avg.	375.9	335.2
Interceptions-Yards	12-74	8-44
Punt Returns-Yards	15-167	16-176
Kickoff Return-Yards	36-549	40-881
Fumbles-Lost	20-9	16-11
Penalties-Yards	61-533	50-415
Time of Possession	28:57	30:45



### 2010 Statistical Leaders

Rushing	GP	Att.	Gain	Loss	Net	Avg	TD	Lg	Avg/G
Darrius Gates	10	162	901	23	878	5.4	15	36	87.8
Shakir Bell	10	93	661	18	643	6.9	2	62	64.3

Passing	GP	Comp	Att	Int	Pct	Yds	TD	Lg	Avg/G
Ronnie Fouch	10	168	288	5	58.3	2252	20	72	225.2
Coy Glass	10	0	3	0	0	0	0	0	0.0

Receiving	GP	No	Yds	Avg	TD	Lg	Avg/G
Bryant Kent	10	40	555	13.9	5	52	55.5
Justin Hilton	10	37	654	17.7	7	72	65.4

Total Offense	GP	Plays	Rush	Pass	Total	Avg/G
Ronnie Fouch	10	319	-17	2252	2235	223.5
Darrius Gates	10	164	878	34	912	91.2

Defense	GP	UA	A	Tot	TFL	Sack	Int	BrUp	FF
Jacolby Washington	10	53	26	79	10-35	5-18	0-0	4	0
Alex Sewall	10	35	29	64	1-1	1-1	2-0	0	1
Ben Obaseki	10	36	27	63	16-87	9-71	0-0	5	1
Aaron Archie	8	31	29	60	2.5-8	0-0	0-0	2	0
Larry King	10	37	23	60	3.5-27	2-13	3-26	2	2

### 2010 Season Schedule

<b>Sept. 4</b>	<b>Saint Joseph's (Ind.)</b>	<b>W, 57-7</b>
Sept. 11	at Cincinnati	L, 7-40
Sept. 25	at Western Illinois	L, 7-40
<b>Oct. 2</b>	<b>Quincy</b>	<b>W, 56-22</b>
<b>Oct. 9</b>	<b>Illinois State</b>	<b>W, 59-24</b>
<b>Oct. 16</b>	<b>Missouri State</b>	<b>W, 38-35</b>
Oct. 23	at North Dakota State	L, 15-27
<b>Oct. 30</b>	<b>South Dakota State</b>	<b>W, 41-30</b>
<b>Nov. 6</b>	<b>Northern Iowa</b>	<b>L, 20-30</b>
Nov. 13	at Youngstown State	W, 30-24
Nov. 20	at Southern Illinois	2:00 p.m.

\*Denotes Missouri Valley Football Conference Game  
- All Times Eastern

### 2010 Statistical Leaders

Rushing	GP	Att.	Gain	Loss	Net	Avg	TD	Lg	Avg/G
Shariff Harris	10	128	603	18	585	4.6	7	58	58.5
Steve Strother	10	70	403	9	394	5.6	2	27	39.4

Passing	GP	Comp	Att	Int	Pct	Yds	TD	Lg	Avg/G
Chris Dieker	10	143	237	10	60.33	1537	11	60	153.7
Paul McIntosh	8	15	30	2	50.0	231	3	57	28.9

Receiving	GP	No	Yds	Avg	TD	Lg	Avg/G
Joe Allaria	10	55	491	8.9	2	37	49.1
Jeff Evans	9	39	528	13.5	3	57	58.7

Total Offense	GP	Plays	Rush	Pass	Total	Avg/G
Chris Dieker	10	322	231	1537	1768	176.8
Shariff Harris	10	128	585	0	585	58.5

Defense	GP	UA	A	Tot	TFL	Sack	Int	BrUp	FF
Stephen Farnklin	10	33	38	71	4-9	1-0	1-0	2	0
Joe Okon	10	31	35	66	6-18	0-0	0-0	4	0
Brad Briggs	9	25	26	5	3-8	0-0	0-0	0	0
Jayson DiManche	10	23	23	46	10-73	5.5-61	0-0	5	1
Korey Lindsey	10	30	10	40	2.5-5	0-0	0-0	0	0

### 2010 Season Schedule

<b>Sept. 2</b>	<b>Quincy</b>	<b>W, 70-7</b>
Sept. 11	at Illinois	L, 3-35
<b>Sept. 18</b>	<b>Southeast Missouri St.</b>	<b>L, 21-24</b>
Sept. 25	at Youngstown State *	L, 28-31
Oct. 2	at Illinois State *	W, 38-17
<b>Oct. 9</b>	<b>Northern Iowa *</b>	<b>W, 45-38</b>
<b>Oct. 16</b>	<b>South Dakota State *</b>	<b>L, 10-31</b>
Oct. 30	at Missouri State *	L, 41-51
Nov. 6	at North Dakota State *	L, 6-20
<b>Nov. 13</b>	<b>Western Illinois *</b>	<b>W, 20-10</b>
<b>Nov. 20</b>	<b>Indiana State *</b>	<b>2:00 p.m.</b>

\*Denotes Missouri Valley Football Conference Game  
- All Times Eastern

## Missouri Valley Football Conference

School	Conference			Overall		
	W	L	PCT.	W	L	PCT.
Northern Iowa	6	1	.857	7	3	.700
Western Illinois	4	3	.571	6	4	.600
North Dakota State	4	3	.571	7	3	.700
<b>Indiana State</b>	<b>4</b>	<b>3</b>	<b>.571</b>	<b>6</b>	<b>4</b>	<b>.600</b>
Illinois State	4	4	.500	6	5	.545
South Dakota State	4	4	.500	4	6	.400
Missouri State	3	4	.429	4	6	.400
Southern Illinois	3	4	.429	4	6	.400
Youngstown State	1	7	.125	3	8	.273

### Schedule & Results

#### November 13

Indiana State at Youngstown State \*.....ISU, 30-24  
 Western Illinois at Southern Illinois \* .....SIU, 20-10  
 Eastern Illinois at Illinois State \* .....ILS, 27-23  
 South Dakota State at North Dakota State \* .....NDSU, 31-24  
 Missouri State at Northern Iowa \* .....UNI, 38-14

#### November 20

North Dakota at South Dakota State..... 2:00 p.m.  
 North Dakota State at Missouri State \*..... 2:00 p.m.  
 Northern Iowa at Western Illinois \*..... 2:00 p.m.  
 Indiana State at Southern Illinois \*..... 2:00 p.m.

All Times Eastern

### Sycamore Football Trends

Overall .....	6-4
Home .....	5-1
Road .....	1-3
Grass.....	0-1
Turf.....	6-3
Leading after the first quarter.....	5-1
Tied after the first quarter.....	1-0
Trailing after the first quarter.....	0-3
Leading at halftime.....	5-1
Tied at halftime .....	1-0
Trailing at halftime.....	0-3
Leading after the third.....	5-0
Tied after the third quarter .....	0-0
Trailing after the third quarter.....	1-4
Scores first.....	5-2
Opponent scores first .....	1-2
Scoring 20 or more points.....	6-1
Holding an opponent to 20 points or less.....	1-0
Games decided by three points or less .....	1-0
Games decided by 4-10 points.....	1-1
Games decided by 11-20 points .....	1-1
Games decided by 21 points or more.....	3-2
Rushing for 150 yards or more .....	6-0
Passing for 200 yards or more.....	5-2
Total 400 yards or more.....	6-0
Opponent totals less than 200 yards rushing .....	4-1
Opponent totals less than 200 yards passing.....	3-4
Opponent totals less than 400 total yards.....	5-2
Commit fewer turnovers than opponent.....	4-1
Commit more turnovers than opponent.....	0-2
Turnovers equal .....	2-1
Have fewer penalty yards than opponent.....	4-2
Have more penalty yards than opponent .....	2-1
Lead in time of possession.....	4-1
Lead in first downs.....	5-0

## Tracking The 2010 Opponents

### 2010 Opponents & Schedule

1		<b>St. Joseph's (5-5) -- Sept. 4 -- W, 57-7</b> Last Week: IDLE <b>This Week: IDLE</b> Next Week: IDLE
2		<b>at Cincinnati (3-6) -- Sept. 11 -- L, 7-40</b> Last Week: @ West Virginia L, 10-37 <b>This Week: Rutgers 7:30 p.m.</b> Next Week: @ Connecticut Noon
3		<b>at Western Illinois (6-4) -- Sept. 25 -- L, 7-40</b> Last Week: @ Southern Illinois L, 10-20 <b>This Week: Northern Iowa 2:00 p.m.</b> Next Week: IDLE
4		<b>Quincy (0-11) -- Oct. 2 -- W, 56-22</b> Last Week: Waldorf L, 17-21 <b>This Week: IDLE</b> Next Week: IDLE
5		<b>Illinois State (6-5) -- Oct. 9 -- W, 59-24</b> Last Week: Eastern Illinois W, 27-23 <b>This Week: IDLE</b> Next Week: IDLE
6		<b>Missouri State (4-6) -- Oct. 16 -- W, 38-35 (ot)</b> Last Week: @ Northern Iowa L, 38-14 <b>This Week: North Dakota St. 2:00 p.m.</b> Next Week: IDLE
7		<b>at North Dakota St. (7-3) -- Oct. 23 -- L, 15-27</b> Last Week: South Dakota State W, 31-24 <b>This Week: @ Missouri State 2:00 p.m.</b> Next Week: IDLE
8		<b>South Dakota State (4-6) -- Oct. 30 -- W, 41-30</b> Last Week: @ North Dakota State L, 24-31 <b>This Week: North Dakota 2:00 p.m.</b> Next Week: IDLE
9		<b>Northern Iowa (7-3) -- Nov. 6 -- L, 20-30</b> Last Week: Missouri State W, 38-14 <b>This Week: @ Western Illinois 2:00 p.m.</b> Next Week: IDLE
10		<b>at Youngstown St. (3-8) -- Nov. 13 -- W, 30-24</b> Last Week: Indiana State L, 30-24 <b>This Week: IDLE</b> Next Week: IDLE
11		<b>at Southern Illinois (4-6) -- Nov. 20 -- 2:00 p.m.</b> Last Week: Western Illinois W, 20-10 <b>This Week: Indiana State 2:00 p.m.</b> Next Week: IDLE



# Trent Miles

## Indiana State Head Football Coach Third Season

Now in his third year as a collegiate head coach at Indiana State University is Trent Miles. Miles was named the Sycamores' 23rd head football coach on December 4, 2007.

Miles earned his first collegiate head coaching victory on October 24, 2009 when the Sycamores downed Western Illinois by the score of 17-14 in the annual Homecoming contest in front of over 6,000 fans. Alumni, community members, ISU faculty and staff as well as a large turnout of students who have been energized by the personable Miles since he arrived on campus came out to Memorial Stadium and willed the Sycamores to victory. After a wild final play, emotions ran high as nearly everyone in the stadium, took to the playing surface to celebrate ISU's first victory in 33 attempts -- a signal that the ISU program is ready to turn the corner in the ultra competitive Missouri Valley Football Conference.

In addition to success on the field, Miles has continued to stress a concentration in the classroom for his student-athletes and the payoff came this past season in the form of senior Daniel Millington being named an ESPN The Magazine Academic All-America Second Team member by the College Sports Information Directors of America. In the MVFC, Millington was a second team all-academic selection while Gabe Mullane joined him on the second team and Alex Sewall was an honorable mention pick.

On the playing field, Aaron Archie was named an All-MVFC Second Team member while Donye McCleskey, Rod Hardy and Darrius Gates were honorable mention selections. Additionally, Archie was named a MVFC All-Newcomer selection.

Indiana State ranked fourth in the MVFC in kickoff return average with a 21.1 ypg average. Additionally, the Sycamores ranked in a tie for first in PAT kicking, hitting all 20 of their attempts. ISU was the third-least penalized team in the MVFC and the Sycamores drew the most opponent penalties in the league. Darrius Gates ranked tops in the conference with a 27.1 return average, while he was total was fifth nationally.

Aaron Archie was second in the league in tackles per game with an average of 10.6 stops per contest. Archie was one of three Sycamores to rank in the Valley's top 10 as Sewall's 8.4 tackles per game average was sixth while Donye McCleskey's 8.3 mark was seventh. Additionally, Archie's tackle average finished 12th in the nation.

In his inaugural season on the job, Miles had three players earn All-Missouri Valley Conference honors as Jayden Everett, Donye McCleskey and Alex Sewall all took Honorable Mention plaudits. Additionally, Larry Carter, Sewall and Ryan Roberts took MVFC All-Newcomer status as well.

Everett recorded 102 total tackles on the season, which ranked in the nation's top 20 and was in the top five in the MVFC. Everett had a key forced fumble and recovery in the season finale against Missouri State that allowed Indiana State to comeback from down 14-0 to force overtime. He posted six games in which he recorded double digit tackles, including a season-high 18 stops on Homecoming versus South Dakota State.

Junior Donye McCleskey posted 98 total tackles this season, including 53 total stops. In the conference opener against Illinois State, McCleskey was credited with a career-high 17 total tackles. Known as a big-play defensive threat, McCleskey recovered a fumble and returned it 47 yards for a touchdown at Youngstown State. Had four games in which he recorded at least 10 tackles, including 13 against South Dakota State, 11 in the season finale versus Missouri State, 10 at Western Illinois and the season-best 17 versus the Redbirds.

Freshman Alex Sewall was Indiana State's top newcomer on defense with 90 total tackles, including 52 solo stops as he played in all 12 of the Sycamores' contests this season. Sewall posted a season-best nine tackles in five different contests: at Eastern Illinois, at Northern Illinois, South Dakota State, at North Dakota State and in the season finale versus Missouri State.

Carter played in 10 games this season and recorded 34 total tackles, including one for a loss and was credited with one half of a sack. He broke up four passes this season and recovered one fumble at Southern Illinois. In the conference opener against Illinois State he posted a team-high eight tackles.

Freshman Ryan Roberts played in all 12 games this year, including the final six as the Sycamore quarterback after playing the first six games on the defensive side of the ball. He completed 39-of-84 passes for 294 yards,

### The Miles File:

#### PERSONAL

**Birthdate:** July 29, 1963

**Birthplace:** Terre Haute, Ind.

**Hometown:** Terre Haute, Ind.

**Family:** Wife (Bridget)

Children (Kaylee, Anna, Charlie & Noah)

#### EDUCATION

**High School:** Terre Haute South, 1982

**College:** Indiana State, 1987 (B.S.)

#### PLAYING EXPERIENCE

**High School:** Terre Haute South, 1980-82

**College:** Indiana State, 1983-87

#### COACHING EXPERIENCE

**2008-10:** Head Coach, Indiana State

**2005-07:** Tailbacks, Washington

**2002-04:** Wide Receivers, Notre Dame

**2001:** Wide Receivers, Stanford

**2000:** Offensive Asst., Green Bay Packers

**1999:** Intern, Seattle Seahawks

**1997-99:** Wide Receivers, Fresno State

**1996:** Defensive Backs, Hawaii

**1995:** Wide Receivers, Hawaii

**1994:** Defensive Backs, Northern Illinois

**1991-93:** Wide Receivers, Northern Illinois

**1990:** Graduate Asst., Oklahoma

**1988-89:** Graduate Asst., New Mexico St.

**1987:** Graduate Asst., Indiana State

including a long of 20 yards. Roberts was strong on the ground with 107 rushes for 194 yards, plus three rushing touchdowns. On the defensive side of the ball, Roberts was credited with nine total tackles. He posted a season-high 59 rushing yards at Youngstown State and was 15-of-24 for 124 yards passing against South Dakota State.

Running a well-rounded program is an important concept for Miles as evidenced by a trio of Sycamores being named to the MVFC All-Academic squad. Those Sycamores making the second team were tight end Josh Jones and punter Gabe Mullane while offensive lineman Jack Byrne was an honorable mention selection.

Jones, who holds 3.92 GPA in Exercise Science, was the Sycamores' top pass catching tight end as he hauled in 11 passes for 83 yards, an average of 7.5 yards per catch. Jones also was credited with one rush and a pair of kickoff returns during the season.

Mullane, who holds a 3.93 GPA in Physical Education, punted 82 times on the year for a total of 2,948 yards. He averaged 36.0 yards per kick and recorded a long punt of 66 yards. Mullane only had two touchbacks in 82 punts and forced 10 fair catches. He was able to pin the opposition inside their own 20-yard line a total of 17 times and recorded six punts of 50 yards or more.

Byrne, who holds a 3.15 GPA in Business, played and started in all 12 games for the Sycamores at the center position. The Sycamore offense gained 1,539 yards on the ground and reached the end zone eight times. Byrne was the leader of a team which also had 881 yards through the air and reached the end zone through the air three times.

The ISU Football team is also very involved in community service, including working tirelessly across the Wabash Valley in June of 2008 helping victims of the floods in the area. The football players at ISU also are committed to teaching young children how to read and visiting with local hospitals to help children that are ill.

Miles is a native of Terre Haute, Ind., and is a 1987 graduate of Indiana State. Miles was a wide receiver at Indiana State from 1982-86, where his 1983 and 1984 squads each won nine games and advanced to the NCAA FCS playoffs. The 1984 Sycamores were ranked No. 1 in the nation for most of the season. That team was inducted into the Indiana State University Hall of Fame on Sept. 7, 2002.

Prior to coming to Indiana State, Miles completed his third season as the Washington running backs coach in 2007 after having spent the previous three years on Tyrone Willingham's staff at Notre Dame as the wide receivers coach.

In 2007, Husky running back Louis Rankin rushed for 1,294 yards, becoming the first Washington player to tally a 1,000-yard rushing season since 1997.

While at Notre Dame, he mentored future NFL standouts Maurice Stovall, Rhema McKnight and Arnaz Battle, as well as Jeff Samardzija, who is now playing professional baseball in the Chicago Cubs organization.

Prior to coaching at Notre Dame, Miles worked under Willingham for one year at Stanford. That season Miles had the opportunity to coach some of the nation's finest receivers including Luke Powell (whose 22.3-yard average per catch set a school record) and Teyo Johnson (the 2001 Pacific-10 Co-Freshman of the Year and a second-round draft pick of the Oakland Raiders in 2003).

Miles spent the 2000 campaign with the Green Bay Packers as an offensive assistant, working with the wide receivers and as a quality control coach. During his tenure with the Packers, he coached NFL all-pro receiver Antonio Freeman.

Miles has 20 years of coaching experience on the collegiate level. He was the wide receivers coach at Fresno State for three years (1997-99), producing some of the greatest receivers in Bulldogs' history. In 1999, two of his receivers, Rodney Wright and Charles Smith, combined to produce more than 1,600 yards and 14 touchdowns on 120 receptions. Their production helped the Bulldogs to a share of the Western Athletic Conference championship and a berth in the Las Vegas Bowl. He also recruited and coached Bernard Barien of the Minnesota Vikings.

Throughout his career, Miles has coached on both sides of the ball including wide receivers, defensive backs and linebackers. Miles began his coaching career at Indiana State in 1987, tutoring the wide receivers and defensive backs as a graduate assistant. Another graduate assistant position followed at New Mexico (1988-89), where he worked with the receivers and linebackers. Miles then moved on to Oklahoma in 1990, working with the wide receivers as a graduate assistant.

Following four seasons as an assistant at Northern Illinois (1991-93 as receivers coach, 1994 with defensive backs), Miles headed west to Hawaii for two seasons (1995-96), where he spent a season each with the wide receivers and defensive backs.

Miles earned a bachelor's degree in criminology from Indiana State in 1987. He was born July 29, 1963, in Terre Haute, Ind. Miles married the former Bridgett Hogan on July 10, 2004. They have three daughters, Kaylee, Anna, and Charlie Elizabeth as well as a son Noah Michael, born on April 4, 2010.



## Week 10 Depth Chart

### Offense

**QB** 4 Ronnie Fouch (6-2, 215, Jr.)  
 11 Coy Glass (6-2, 205, Jr.)

**TB** 29 Darrius Gates (5-9, 190, Sr.)  
 26 Shakir Bell (5-8, 185, Fr.) *or*  
 24 George Cheeseborough (5-7, 170, So.)

**WR** 19 Justin Hilton (6-3, 190, Jr.) *or*  
 17 Ednut Egberongbe (6-3, 190, Jr.)  
 23 Demory Lawshe (6-1, 190, Fr.)

**WR** 1 Bryant Kent (6-0, 155, Sr.) *or*  
 2 Leonard Riston (5-11, 180, Fr.)  
 18 John Goodlett (6-0, 175, So.)

**FB** 9 Brock Lough (6-0, 220, Jr.)  
 37 Tyler Williams (5-10, 230, Jr.)

**TE** 35 Alex Jones (6-3, 235, Jr.)  
 88 Michael Mardis (6-3, 200 So.)

**LT** 67 Josh Jellison (6-5, 280, Sr.)  
 62 Evan Borchers (6-2, 295, Jr.)

**LG** 77 Ben Geffert (6-3, 285, Jr.)  
 56 Justin Wood (6-4, 290, So.)

**C** 59 FN Lutz (6-3, 275, So.)  
 62 Evan Borchers (6-2, 295, Jr.)

**RG** 74 Pat Burke (6-4, 320, Sr.)  
 62 Evan Borchers (6-2, 295, Jr.)

**RT** 72 Casey Paswater (6-4, 285, So.)  
 78 Luke Ecimovic (6-3, 255, Fr.)

### Defense

**DE** 92 Ben Obaseki (6-3, 235, So.)  
 50 Tyler Boyd (6-2, 240, Fr.)

**DT** 76 Rod Hardy (6-2, 295, Jr.)  
 93 Lawrence Young (6-3, 290, Jr.)

**DT** 90 Nate Brown (6-0, 260, Sr.)  
 96 Jordan Scott (6-0, 255, Sr.)

**DE** 45 Josh Scott (6-4, 255, So.)  
 34 Jacolby Washington (6-1, 235, So.)

**SLB** 20 Dillion Painter (6-2, 205, So.)  
 31 Marcus Lewis (6-1, 220, Jr.)

**MLB** 55 CJ Cook (6-0, 230, Jr.)  
 31 Marcus Lewis (6-1, 220, Jr.)

**WLB** 34 Jacolby Washington (6-1, 235, So.)  
 31 Marcus Lewis (6-1, 220, Jr.)

**CB** 8 Larry Carter (6-0, 185, Jr.)  
 28 Johnny Towalid (5-11, 165, So.)

**CB** 21 CJ Ullysse (5-10, 180, Fr.)  
 5 Calvin Burnett (5-9, 160, Fr.)

**S** 3 Alex Sewall (6-1, 210, Jr.)  
 6 Julian Easterly (6-0, 190, Jr.)

**S** 44 Larry King (6-2, 205, Fr.)  
 36 Kameran Mitchell (6-2 200, Fr.)

### Special Teams

**PK** 84 Cory Little (6-0, 180, Fr.)  
 95 Brett Sheldon (6-0, 160, Jr.)

**P** 10 Matt Seliger (6-0, 205, Jr.)

**KO** 84 Cory Little (6-0, 180, Fr.)

**H** 11 Coy Glass (6-2, 205, Jr.)

**LS** 89 Garrick Dikos (6-3, 210, Fr.)  
 88 Michael Mardis (6-3, 200 So.)

**SS** 56 Justin Wood (6-4, 290, So.)  
 88 Michael Mardis (6-3, 200 So.)

**PR** 3 Alex Sewall (6-1, 210, Jr.) *or*  
 1 Bryant Kent (6-0, 155, Sr.)

**KR** 29 Darrius Gates (5-9, 190, Sr.)  
 26 Shakir Bell (5-8, 185, Fr.) *or*  
 24 George Cheeseborough (5-7, 170, So.)

## Coaching Staff

Head Coach.....Trent Miles  
 Offensive Coordinator/QB/RB.....Steve Englehart  
 Defensive Coordinator/DL.....Shannon Jackson  
 Secondary/Recruiting/ST.....Jesse Minter  
 Offensive Line/ST.....Harold Etheridge  
 Linebackers.....Rick Minter  
 Wide Receivers.....Luke Powell  
 Offensive Line.....Mike Simmonds  
 Outside Linebackers.....P.J. Volker  
 Defensive Secondary.....Jeff Burrow  
 Offensive Asst./Video.....Clayton Dever

## Numerical Roster

No.	Name	Pos.	Ht.	Wt.	Cl.	Hometown/Previous School	No.	Name	Pos.	Ht.	Wt.	Cl.	Hometown/Previous School
1	Bryant Kent	WR	6-0	155	Sr.-2L	Indianapolis, Ind./North Central	48	Keenan Kelsaw	RB	5-7	170	Fr.-HS	Fort Wayne, Ind./Snider
2	Leonard Riston	WR	5-11	180	Fr.-RS	Cincinnati, Ohio/Withrow	48	Austin Wozniak	LB	6-2	235	So.-1L	Houston, Texas /Hargrave Military
3	Alex Sewall	DB	6-1	210	Jr.-2L	Western Springs, Ill./Lyons Township	49	Alex Bettag	LB	5-11	210	Jr.-2L	Santa Claus, Ind./Heritage Hills
4	Ronnie Fouch	QB	6-2	215	Jr.-TR	Redlands, Calif./Washington	50	Tyler Boyd	DL	6-2	240	Fr.-HS	Avon, Ind./Avon
5	Calvin Burnett	DB	5-9	160	Fr.-RS	Orlando, Fla./Hofstra	52	Phil Walker	LB	6-2	215	Fr.-RS	Miami, Fla./Marshall
6	Julian Easterly	DB	6-0	190	Jr.-2L	Detroit, Mich./Cass Tech	53	Tyler Stafford	DL	6-3	240	Fr.-HS	Fortville, Ind./Mount Vernon
7	Larry Lacotti	WR	5-10	175	Sr.-1L	San Jose, Calif./San Jose City College	54	Quincy Small	OL	6-4	310	Jr.-TR	Brooklyn, N.Y./Nassau CC
8	Larry Carter	DB	6-0	185	Jr.-2L	Middletown, Ohio/Middletown	55	C.J Cook	LB	6-0	230	Jr.-2L	Columbus, Ind./North
9	Brock Lough	FB	6-0	220	Jr.-2L	Terre Haute, Ind./South Vigo	56	Justin Wood	OL	6-4	290	So.-1L	Greenwood, Ind./Center Grove
10	Matt Seliger	QB	6-0	205	Jr.-2L	Terre Haute, Ind./North Vigo	58	Aaron Edwards	DL	6-0	250	So.-SQ	Terre Haute, Ind./North Vigo
11	Coy Glass	QB	6-2	205	Jr.-TR	Redlands, Calif./Hofstra	59	FN Lutz	OL	6-3	275	So.-1L	West Lafayette, Ind./Harrison
12	Chris O'Leary	QB	6-2	190	Fr.-HS	Terre Haute, Ind./North Vigo	60	Garrison McElroy	DL	6-4	285	Fr.-HS	Noblesville, Ind./Hamilton Heights
13	Derek Hart	QB	6-4	210	Fr.-HS	Indianapolis, Ind./Warren Central	61	Brad Hasdorff	OL	6-5	280	Fr.-RS	Cincinnati, Ohio/Colerain
14	Travis Johnson	QB	6-1	185	So.-1L	Marshall, Ill./Marshall	62	Evan Borchers	OL	6-2	295	Jr.-2L	Cincinnati, Ohio/Colerain
15	Ryan Roberts	DB	6-4	215	Jr.-2L	West York, Ill./Hutsonville	64	Adam Masters	OL	6-5	270	Fr.-HS	Greencastle, Ind./South Putnam
16	Marcus Etnier	QB	6-0	190	Fr.-RS	Bloomington, Ind./South	65	Evan Norris	OL	6-3	285	Fr.-HS	Greenwood, Ind./Roncalli
17	Ednut Egberongbe	WR	6-3	190	Jr.-TR	Queens, N.Y./Hudson Valley JC	66	Corey Bichey	OL	6-0	340	Jr.-2L	Ambridge, Pa./Ambridge
18	John Goodlett	WR	6-0	175	So.-TR	Owasso, Okla./Northeastern Oklahoma A&M	67	Josh Jellison	OL	6-5	280	Sr.-3L	Plainfield, Ind./Plainfield
19	Justin Hilton	WR	6-3	190	Jr.-TR	Kissimmee, Fla./Butte CC	69	Paul Patrick	OL	6-7	270	Fr.-RS	Elwell, Mich./Alma
20	Dillon Painter	DB	6-2	205	So.-1L	Fort Wayne, Ind./Snider	70	Matthew Masengale	OL	6-6	285	Fr.-HS	Indianapolis, Ind./Roncalli
21	CJ Ulysse	DB	5-10	180	Fr.-RS	Miami, Fla./Cypress Bay	71	Evan Estep	OL	6-5	260	Fr.-HS	Mishawaka, Ind./Penn
23	Demory Lawshe	WR	6-1	190	Fr.-HS	Indianapolis, Ind./Lawrence North	72	Casey Paswater	OL	6-4	285	So.-1L	Columbus, Ind./North
24	George Cheeseborough	RB	5-7	170	So.-SQ	Indianapolis, Ind./Warren Central	73	Mike Smith	OL	6-3	310	Jr.-2L	Mishawaka, Ind./Penn
25	Bryn Schwartz	DB	6-0	185	Fr.-HS	Terre Haute, Ind./South Vigo	74	Pat Burke	OL	6-3	320	Sr.-3L	Niles, Ill./Maine South
26	Shakir Bell	RB	5-8	185	Fr.-HS	Indianapolis, Ind./Warren Central	75	Odeh Farha	OL	6-5	320	Jr.-1L	Ann Arbor, Mich./Fork Union
27	Luke Harris	RB	5-11	210	So.-1L	Whiteland, Ind./Whiteland	76	Rod Hardy	DL	6-2	295	Jr.-2L	Indianapolis, Ind. /Pike
28	Jonny Towalid	DB	5-11	165	So.-SQ	Indianapolis, Ind./Southport	77	Ben Geffert	OL	6-3	285	Jr.-2L	Griffith, Ind./Griffith
29	Darius Gates	RB	5-9	190	Sr.-3L	Country Club Hills, Ill./Hillcrest	78	Luke Ecimovic	OL	6-3	255	Fr.-RS	Ambridge, Pa./Ambridge
30	Tanner Riley	WR	5-10	175	So.-1L	Greenwood, Ind./Center Grove	79	Milton Redwine	DL	6-3	245	Sr.-2L	Mishawaka, Ind./Penn
31	Marcus Lewis	LB	6-1	220	Jr.-2L	Cincinnati, Ohio/Indian Hills	82	Matt King	WR	6-1	190	Fr.-RS	Rockville, Ind./Rockville
32	Kenny Smith	DB	5-10	175	So.-SQ	Merrillville, Ind./Merrillville	84	Cory Little	PK	6-0	180	Fr.-HS	Poseyville, Ind./North Posey
33	Taje High	DB	5-8	165	Fr.-HS	Indianapolis, Ind./Avon	88	Michael Mardis	TE	6-3	220	So.-1L	Terre Haute, Ind./South Vigo
34	Jacolby Washington	LB	6-1	235	So.-1L	Deltona, Fla./Trinity Christian	89	Garrick Dikos	TE	6-3	210	Fr.-RS	Mishawaka, Ind./Penn
35	Alex Jones	TE	6-3	235	Jr.-2L	Centerville, Ind./Centerville	90	Nate Brown	DL	6-0	260	Sr.-2L	Ypsilanti, Mich./Willow Run
36	Kamerin Mitchell	DB	6-2	200	Fr.-RS	Kankakee, Ill./Bishop McNamara	92	Ben Obaseki	DL	6-3	235	So.-1L	Washington, Ind./Washington
37	Tyler Williams	RB	5-10	230	Jr.-2L	Oxford, Ohio/Talawanda	93	Lawrence Young	DL	6-3	290	Jr.-2L	Detroit, Mich./Renaissance
38	Jacob Sapp	LB	6-1	195	Fr.-HS	Poseyville, Ind./North Posey	95	Brett Sheldon	PK	6-0	160	Jr.-TR	Vedersburg, Ind./Franklin
39	Reuben Greene	DB	5-9	185	Fr.-HS	Westfield, Ind./Westfield	96	Jordan Scott	DL	6-0	255	Sr.-1L	Fontana, Calif./Citrus C.C.
40	Keith Deitel	DE	6-3	220	Fr.-HS	Greenwood, Ind./Center Grove	97	Jordan Bright	DL	6-7	225	So.-1L	Cincinnati, Ohio/Wyoming
41	Othniel Harvey	DB	5-11	175	Fr.-HS	Pahokee, Fla./Pahokee	98	Bryce Pearson	LB	6-2	210	Fr.-HS	Poseyville, Ind./North Posey
42	Santino Davis	LB	6-1	220	Jr.-RS	Gulfport, Miss./Gulf Coast CC	99	Aaron Archie	LB	6-0	230	So.-1L	Detroit, Mich./Cass Tech
43	Ben King	DB	6-0	185	Fr.-HS	Terre Haute, Ind./North Vigo							
44	Larry King	DB	6-2	205	Fr.-RS	South Bend, Ind./Riley							
45	Josh Scott	LB	6-4	225	So.-TR	Redlands, Calif./UTEP							
46	Brent Weinzapfel	TE	6-2	225	Fr.-HS	Evansville, Ind./Mater Dei							
47	Andre Biggers	DL	6-0	240	So.-SQ	Michigan City, Ind./Whiteland Community							

## The Last Time It Happened

### The Last Time Indiana State ...

**SHUT OUT AN OPPONENT:**

vs. Mars Hill, 48-0 (1996)

**WAS SHUT OUT:**

vs. Southern Illinois, 0-33 (2009)

**SCORED 50-59 POINTS:**

vs. Illinois State, 59-24 (2010)

**ALLOWED 50-59 POINTS:**

56, vs. North Dakota State, 17-56 (2009)

**SCORED 60-69 POINTS:**

66, vs. Southern Illinois, 66-44 (1999)

**ALLOWED 60-69 POINTS:**

62, at Northern Iowa, 7-62 (2009)

**SCORED MORE THAN 70:**

72, vs. Vincennes (1925)

**ALLOWED MORE THAN 70:**

72, vs. Southern Illinois, 72-10 (2007)

**SCORED A SAFETY:**

at North Dakota State (2010)

**ALLOWED A SAFETY:**

at Cincinnati (2010)

**KICKOFF RETURN FOR TD:**

Cornell Johnson, 97 yds vs. Western Illinois (2005)

**ALLOWED KICKOFF TD:**

Nick Turner, at Murray State, 91 yds (2005)

**PUNT RETURN FOR TD:**

Larry Scally, 86 yds vs. St. Joseph's (1996)

**ALLOWED PUNT RETURN TD:**

Eric Davis, 55 yds vs. Missouri State (2006)

**BLOCKED PUNT FOR TD:**

Justin Hilton, vs. St. Joseph's (2010)

**ALLOWED A BLOCKED PUNT RETURN FOR A TD:**

Kevin Jackson, 4 yds vs. North Dakota St. (2009)

**INTERCEPTION RETURN TD:**

Bryan Jackson, 100 yards at Eastern Illinois (2006)

**ALLOWED INT RETURN TD:**

Daniel Eaves, 53 yards at North Dakota St. (2010)

**FUMBLE RETURN FOR TD:**

Donye McCleskey, 47 yds vs. Youngstown State (2008)

**ALLOWED FUMBLE RETURN TD:**

Ken West, 11 yds at Northern Illinois (2006)

**HAD A PLAYER W/ 300 YARDS PASSING:**

330, Ronnie Fouch vs. North Dakota State (2010)

**PLAYER COMPLETE 30+ PASSES:**

32, Blayne Baggett at Missouri State (2005)

**PLAYER COMPLETE 40+ PASSES:**

42, Blayne Baggett vs. Western Illinois (2005)

**PLAYER RUSH FOR 100-149 YDS:**

143, Darrius Gates, vs. South Dakota State (2010)

**PLAYER RUSH FOR 150-199 YDS:**

156, Shakir Bell, vs. Quincy (2010)

**PLAYER RUSH FOR 200-249 YDS:**

237, Darrius Gates, vs. Missouri State (2008)

**PLAYER RUSH FOR 250+ YDS:**

253, Derrick Franklin vs. Murray State (1990)

**PLAYER RUSH FOR A 90 OR MORE YARD TD:**

91, Ryan Roberts vs. Western Illinois (2009)

**HAD A DEFENSIVE STARTER SCORE AN OFF. TD:**

1 yd, Ben Obaseki vs. South Dakota State (2010)

**HAD TWO PLAYERS RUSH FOR 100+ YDS:**

Darrius Gates & Shakir Bell vs. Quincy (2010)

**ONE PLAYER WITH 30+ RUSHES:**

31, Tony West vs. Murray State (2006)

**HAD PLAYER WITH 100-149 RECEIVING YDS:**

147, Alex Jones at Youngstown State (2010)

**HAD PLAYER WITH 150-199 RECEIVING YDS:**

194, Sam Logan at Missouri State (2005)

**HAD PLAYER WITH 200-299 RECEIVING YDS:**

253, Chris Johnson vs. Illinois State (1986)

**HAD PLAYER WITH 300+ RECEIVING YDS:**

319, Bill Griffith vs. Evansville (1955)

**HAD PLAYER WITH 10+ PASS RECEPTIONS:**

11, Carl Berman vs. Western Illinois (2005)

**HAD PLAYER WITH 400 YDS TOTAL OFFENSE:**

416, Blayne Baggett at Missouri State (2005)

**HAD PLAYER SCORE 5 TDs IN GAME:**

Darrius Gates vs. South Dakota State (2010)

**HAD PLAYER SCORE 4 TDs IN GAME:**

Steve Brandenburg vs. Ball State (1961)

**HAD PLAYER PASS FOR 5 TDs:**

Jeff Miller vs. Ball State (1985)

**HAD PLAYER PASS FOR 4 TDs:**

Ronnie Fouch at Youngstown State (2010)

**HAD PLAYER PASS FOR 4 TDs IN CONSECUTIVE GAMES:**

Ronnie Fouch vs. Quincy & Illinois State (2010)

**HAD PLAYER RUSH FOR 3 TDs:**

Darrius Gates, vs. South Dakota State (2010)

**HAD PLAYER RUSH FOR 2 TDs:**

Darrius Gates vs. Missouri State (2010)

**HAD PLAYER CATCH 3 TD PASSES:**

James Braden at Missouri State (2001)

**HAD PLAYER KICK 4 FIELD GOALS:**

Kyle Hooper at Eastern Illinois (2004)

**HAD A PLAYER WITH 3 INT:**

John Allman vs. Illinois State (1979)

**HAD A PLAYER WITH 2 INT:**

Calvin Burnett at Youngstown State (2010)

**BLOCKED A FIELD GOAL:**

Ryan Mosley, vs. Illinois State (2004)

**BLOCKED A FIELD GOAL FOR A TD:**

Never

**BLOCKED PAT RETURN:**

Larry Carter vs. South Dakota (2008)

**DIDN'T PUNT:**

vs. Lock Haven (1992)

**ALLOWED BLOCKED PAT FOR CONVERSION:**

at Kansas State (1991)

**POSTED 500 RUSH YDS:**

1975 vs. Dayton

**POSTED 350 PASS YDS:**

2005 at Missouri State

**GAINED 650+ YDS TOTAL:**

675, at Dayton (1975)

**15 OR MORE PENALTIES:**

17, vs. Illinois State (1994)

**100+ PLAYS:**

100, vs. Central Florida (1984)

**SCORED 9 TDs:**

9, vs. W.V. Tech (1994)

**SCORED 8 TDs:**

8, vs. Illinois State (2010)

**SCORED 7 RUSHING TDs:**

7, vs. St. Joseph's (2010)

### The Last Time An Opponent ...

**HAD 300+ YDS PASSING:**

340, Steve LaFalce vs. Western Illinois (2005)

**HAD 300+ YDS RUSHING:**

328, Herb Donaldson vs. Western Illinois (2006)

**HAD 150+ YDS RUSHING:**

166, Dre Gibbs vs. Western Illinois (2009)

**HAD 150+ YDS RECEIVING:**

153, James Hardy, at Indiana (2007)

**RUSHED FOR 5 TDs:**

5, Gerald Davis, at Missouri State (2007)

**RUSHED FOR 6 TDs:**

6, Herb Donaldson, at Western Illinois (2006)

## 2010 Season Statistics

**The Automated ScoreBook**  
**Indiana State Overall Individual Statistics (as of Nov 16, 2010)**  
**All games**

<b>Rushing</b>	<b>gp</b>	<b>att</b>	<b>gain</b>	<b>loss</b>	<b>net</b>	<b>avg</b>	<b>td</b>	<b>lg</b>	<b>avg/g</b>
Gates, Darrius	10	162	901	23	878	5.4	15	36	87.8
Bell, Shakir	10	93	661	18	643	6.9	2	62	64.3
Lough, Brock	10	50	255	12	243	4.9	1	15	24.3
Cheeseborough,	8	18	123	15	108	6.0	2	28	13.5
Jones, Alex	10	1	59	0	59	59.0	0	59	5.9
Bettag, Alex	9	1	35	0	35	35.0	0	35	3.9
Kent, Bryant	10	3	31	1	30	10.0	1	22	3.0
Hardy, Rod	9	1	3	0	3	3.0	1	3	0.3
Obaseki, Ben	10	2	2	0	2	1.0	2	1	0.2
Lawshe, Demory	10	2	3	1	2	1.0	0	3	0.2
Glass, Coy	9	2	0	4	-4	-2.0	0	0	-0.4
Fouch, Ronnie	10	31	83	100	-17	-0.5	0	20	-1.7
TEAM	9	16	5	44	-39	-2.4	0	1	-4.3
Total	10	382	2161	218	1943	5.1	24	62	194.3
Opponents	10	457	2301	294	2007	4.4	25	35	200.7

<b>Passing</b>	<b>gp</b>	<b>effic</b>	<b>comp-att-int</b>	<b>pct</b>	<b>yds</b>	<b>td</b>	<b>lg</b>	<b>avg/g</b>
Fouch, Ronnie	10	143.46	168-288-5	58.3	2252	20	72	225.2
Glass, Coy	9	0.00	0-3-0	0.0	0	0	0	0.0
Gates, Darrius	10	192.80	1-2-0	50.0	34	0	34	3.4
TEAM	9	0.00	0-1-0	0.0	0	0	0	0.0
Total	10	141.84	169-294-5	57.5	2286	20	72	228.6
Opponents	10	122.57	120-228-12	52.6	1752	11	63	175.2

<b>Receiving</b>	<b>gp</b>	<b>no.</b>	<b>yds</b>	<b>avg</b>	<b>td</b>	<b>lg</b>	<b>avg/g</b>
Kent, Bryant	10	40	555	13.9	5	52	55.5
Hilton, Justin	10	37	654	17.7	7	72	65.4
Jones, Alex	10	28	501	17.9	4	68	50.1
Gates, Darrius	10	15	91	6.1	2	16	9.1
Riston, Leonard	9	13	136	10.5	0	32	15.1
Goodlett, John	9	11	130	11.8	0	24	14.4
Egberongbe, Edn	8	10	105	10.5	1	36	13.1
Lough, Brock	10	8	40	5.0	0	13	4.0
Lawshe, Demory	10	2	14	7.0	0	9	1.4
Fouch, Ronnie	10	1	34	34.0	0	34	3.4
Riley, Tanner	7	1	11	11.0	1	11	1.6
Mardis, Michael	10	1	10	10.0	0	10	1.0
Lacotti, Larry	8	1	4	4.0	0	4	0.5
Bell, Shakir	10	1	1	1.0	0	1	0.1
Total	10	169	2286	13.5	20	72	228.6
Opponents	10	120	1752	14.6	11	63	175.2

<b>Punt Returns</b>	<b>no.</b>	<b>yds</b>	<b>avg</b>	<b>td</b>	<b>lg</b>
Kent, Bryant	7	59	8.4	0	22
Sewall, Alex	6	84	14.0	0	33
Obaseki, Ben	1	3	3.0	0	3
Hilton, Justin	1	21	21.0	1	0
Total	15	167	11.1	1	33
Opponents	18	131	7.3	0	26

<b>Interceptions</b>	<b>no.</b>	<b>yds</b>	<b>avg</b>	<b>td</b>	<b>lg</b>
Burnett, Calvin	5	39	7.8	0	39
King, Larry	3	26	8.7	0	20
Sewall, Alex	2	0	0.0	0	0
Cook, CJ	1	9	9.0	0	9
Ullysse, CJ	1	0	0.0	0	0
Total	12	74	6.2	0	39
Opponents	5	93	18.6	1	53

<b>Kick Returns</b>	<b>no.</b>	<b>yds</b>	<b>avg</b>	<b>td</b>	<b>lg</b>
Cheeseborough,	15	209	13.9	0	25
Gates, Darrius	10	181	18.1	0	34
Burnett, Calvin	6	97	16.2	0	22
Lough, Brock	1	2	2.0	0	2
High, Taje	1	22	22.0	0	22
Walker, Phil	1	9	9.0	0	9
Jones, Alex	1	4	4.0	0	4
Riston, Leonard	1	25	25.0	0	25
Total	36	549	15.2	0	34
Opponents	54	1102	20.4	0	65

<b>Fumble Returns</b>	<b>no.</b>	<b>yds</b>	<b>avg</b>	<b>td</b>	<b>lg</b>
Cook, CJ	1	33	33.0	0	33
Total	1	33	33.0	0	33
Opponents	0	0	0.0	0	0

## 2010 Season Statistics

### The Automated ScoreBook Indiana State Overall Individual Statistics (as of Nov 16, 2010) All games

Scoring	td	fg	PAT				dpx	saf	pts	Total Offense	g	plays	rush	pass	total	avg/g
			kick	rush	rcv	pass										
Gates, Darius	17	-	-	1-1	-	-	-	-	104	Fouch, Ronnie	10	319	-17	2252	2235	223.5
Little, Cory	-	5-7	36-42	-	-	-	-	-	51	Gates, Darius	10	164	878	34	912	91.2
Hilton, Justin	8	-	-	-	-	-	-	-	48	Bell, Shakir	10	93	643	0	643	64.3
Kent, Bryant	6	-	-	-	-	-	-	-	36	Lough, Brock	10	50	243	0	243	24.3
Jones, Alex	4	-	-	-	-	-	-	-	24	Cheeseborough,	8	18	108	0	108	13.5
Obaseki, Ben	2	-	-	-	-	-	-	1	14	Jones, Alex	10	1	59	0	59	5.9
Cheeseborough,	2	-	-	-	-	-	-	-	12	Bettag, Alex	9	1	35	0	35	3.9
Bell, Shakir	2	-	-	-	-	-	-	-	12	Kent, Bryant	10	3	30	0	30	3.0
Egberongbe, Edn	1	-	-	-	-	-	-	-	6	Hardy, Rod	9	1	3	0	3	0.3
Lough, Brock	1	-	-	-	-	-	-	-	6	Obaseki, Ben	10	2	2	0	2	0.2
Hardy, Rod	1	-	-	-	-	-	-	-	6	Lawshe, Demory	10	2	2	0	2	0.2
Riley, Tanner	1	-	-	-	-	-	-	-	6	Glass, Coy	9	5	-4	0	-4	-0.4
TEAM	-	-	-	-	-	-	-	1	2	TEAM	9	17	-39	0	-39	-4.3
Riston, Leonard	-	-	-	-	1	-	-	-	2	Total	10	676	1943	2286	4229	422.9
Sheldon, Brett	-	-	1-1	-	-	-	-	-	1	Opponents	10	685	2007	1752	3759	375.9
Fouch, Ronnie	-	-	-	-	-	1-1	-	-	0							
Sewall, Alex	-	-	-	-	-	-	-	-	0							
Total	45	5-7	37-43	1-1	1	1-1	-	2	330							
Opponents	37	7-12	30-34	0-1	2	2-2	-	1	279							

Field Goals	fg	pct.	01-19	20-29	30-39	40-49	50-99	lg	blk	Punting	no.	yds	avg	lg	tb	fc	i20	50+	blk
Little, Cory	5-7	71.4	0-0	3-3	2-3	0-1	0-0	32	0	Davis, Santino	30	1153	38.4	62	1	2	6	5	0
										Fouch, Ronnie	10	345	34.5	43	0	2	9	0	0
										Seliger, Matt	4	141	35.2	45	0	0	0	0	0
										TEAM	2	0	0.0	0	0	0	0	0	2
										Total	46	1639	35.6	62	1	4	15	5	2
										Opponents	48	1781	37.1	58	4	13	14	4	1
										Kickoffs	no.	yds	avg	tb	ob	retn	net	ydl	
										Little, Cory	57	3286	57.6	2	1				
										Davis, Santino	1	46	46.0	0	0				
										Total	58	3332	57.4	2	1	20.4	37.8	32	
										Opponents	52	2966	57.0	7	2	15.2	43.8	26	

Numbers in (parentheses) indicate field goal was made.

## 2010 Season Statistics

### The Automated ScoreBook Indiana State Game Results (as of Nov 16, 2010) All games

Date	Opponent	Score	Overall	Conference	Time	Attend
09-04-10	ST. JOSEPH'S COLLEGE	W 57-7	1-0	0-0	2:45	5158
Sep 11, 2010	at Cincinnati	L 7-40	1-1	0-0	2:56	30807
* Sep 25, 2010	at Western Illinois	L 7-40	1-2	0-1	2:50	11460
10-02-10	QUINCY	W 56-22	2-2	0-1	2:40	4837
* 10/09/10	ILLINOIS STATE	W 59-24	3-2	1-1	3:15	8294
* 10-16-10	MISSOURI STATE	Wo 38-35	4-2	2-1	3:25	3194
* Oct 23, 2010	at #24 North Dakota State	L 15-27	4-3	2-2	3:06	15245
* 10/30/10	SOUTH DAKOTA STATE	W 41-30	5-3	3-2	3:00	5347
* 11/06/10	#17 NORTHERN IOWA	L 20-30	5-4	3-3	2:35	6038
* Nov 13, 2010	at Youngstown State	W 30-24	6-4	4-3	2:46	10483

### The Automated ScoreBook Indiana State Overall Individual Statistics (as of Nov 16, 2010) All games

All Purpose	g	rush	rcv	pr	kr	ir	total	avg/g
Gates, Darius	10	878	91	0	181	0	1150	115.0
Hilton, Justin	10	0	654	21	0	0	675	67.5
Kent, Bryant	10	30	555	59	0	0	644	64.4
Bell, Shakir	10	643	1	0	0	0	644	64.4
Jones, Alex	10	59	501	0	4	0	564	56.4
Cheeseborough,	8	108	0	0	209	0	317	39.6
Lough, Brock	10	243	40	0	2	0	285	28.5
Riston, Leonard	9	0	136	0	25	0	161	17.9
Burnett, Calvin	10	0	0	0	97	39	136	13.6
Goodlett, John	9	0	130	0	0	0	130	14.4
Egberongbe, Ed	8	0	105	0	0	0	105	13.1
Sewall, Alex	10	0	0	84	0	0	84	8.4
Bettag, Alex	9	35	0	0	0	0	35	3.9
King, Larry	10	0	0	0	0	26	26	2.6
High, Taje	4	0	0	0	22	0	22	5.5
Fouch, Ronnie	10	-17	34	0	0	0	17	1.7
Lawshe, Demory	10	2	14	0	0	0	16	1.6
Riley, Tanner	7	0	11	0	0	0	11	1.6
Mardis, Michael	10	0	10	0	0	0	10	1.0
Cook, CJ	10	0	0	0	0	9	9	0.9
Walker, Phil	4	0	0	0	9	0	9	2.2
Obaseki, Ben	10	2	0	3	0	0	5	0.5
Lacotti, Larry	8	0	4	0	0	0	4	0.5
Hardy, Rod	9	3	0	0	0	0	3	0.3
Glass, Coy	9	-4	0	0	0	0	-4	-0.4
TEAM	9	-39	0	0	0	0	-39	-4.3
Total	10	1943	2286	167	549	74	5019	501.9
Opponents	10	2007	1752	131	1102	93	5085	508.5

## 2010 Season Statistics

The Automated ScoreBook  
 Indiana State Overall Defensive Statistics (as of Nov 16, 2010)  
 All games

#	Defensive Leaders	gp	Tackles				tfl/yds	Sacks no-yds	Pass defense			Fumbles		blkd	
			ua	a	tot				int-yds	brup	qbh	rcv-yds	ff	kick	saf
34	Washington, Jac	10	53	26	79	10.0-35	5-18	.	1	4	.	.	.	.	
3	Sewall, Alex	10	35	29	64	1.0-1	1-1	2-0	4	.	1-0	1	.	.	
92	Obaseki, Ben	10	36	27	63	16.0-87	9-71	.	1	5	1-0	1	.	1	
99	Archie, Aaron	8	31	29	60	2.5-8	.	.	1	2	.	.	.	.	
44	King, Larry	10	37	23	60	3.5-27	2-13	3-26	2	2	.	2	.	.	
42	Davis, Santino	8	28	25	53	3.0-18	1-13	.	1	.	1-0	2	.	.	
15	Roberts, Ryan	8	25	23	48	8.5-35	2-17	.	4	3	.	2	.	.	
5	Burnett, Calvin	10	28	17	45	0.5-1	.	5-39	8	.	.	.	.	.	
8	Carter, Larry	9	26	15	41	.	.	.	6	.	.	.	.	.	
90	Brown, Nate	10	14	23	37	3.5-10	2-7	.	1	.	1-0	.	1	.	
55	Cook, CJ	10	15	21	36	1.0-4	1-4	1-9	1	2	1-33	.	.	.	
20	Painter, Dillon	10	21	11	32	2.0-10	1-9	.	1	1	.	.	.	.	
76	Hardy, Rod	9	5	25	30	4.5-15	3-10	.	1	.	.	1	.	.	
21	Ulysse, CJ	9	12	3	15	2.0-2	.	1-0	1	.	.	.	.	.	
28	Towalid, Jonny	9	10	3	13	.	.	.	4	.	.	.	.	.	
49	Bettag, Alex	9	8	2	10	.	.	.	.	.	.	.	.	.	
45	Scott, Josh	7	1	7	8	.	.	.	.	.	.	.	.	.	
80	Riley, Tanner	7	7	1	8	.	.	.	.	.	.	.	.	.	
93	Young, Lawrence	9	2	5	7	.	.	.	.	.	.	.	1	.	
36	Mitchell, Kamer	8	4	3	7	.	.	.	1	.	.	.	.	.	
52	Walker, Phil	4	2	2	4	.	.	.	.	.	.	.	.	.	
6	Easterly, Julia	8	4	.	4	.	.	.	.	.	.	.	.	.	
9	Lough, Brock	10	2	1	3	.	.	.	.	.	.	.	.	.	
35	Jones, Alex	10	2	1	3	.	.	.	.	.	.	.	.	.	
33	High, Taje	4	1	1	2	.	.	.	.	.	.	.	.	.	
41	Harvey, Othniel	3	1	1	2	.	.	.	.	.	.	.	.	.	
30	Blackmon, Andre	3	1	1	2	.	.	.	.	.	.	.	.	.	
50	Boyd, Tyler	3	.	2	2	.	.	.	.	.	.	.	.	.	
31	Lewis, Marcus	6	1	1	2	.	.	.	.	.	.	.	.	.	
97	Bright, Jordan	3	1	.	1	.	.	.	.	.	.	.	.	.	
89	Dikos, Garrick	7	1	.	1	.	.	.	.	.	.	.	.	.	
53	Stafford, Tyler	1	1	.	1	.	.	.	.	.	.	.	.	.	
62	Borchers, Evan	9	.	1	1	.	.	.	.	.	.	.	.	.	
1	Kent, Bryant	10	1	.	1	.	.	.	.	.	.	.	.	.	
14	Johnson, Travis	5	1	.	1	.	.	.	.	.	.	.	.	.	
26	Bell, Shakir	10	1	.	1	.	.	.	.	.	.	.	.	.	
23	Lawshe, Demory	10	1	.	1	.	.	.	.	.	.	.	.	.	
84	Little, Cory	10	.	1	1	.	.	.	.	.	.	.	.	.	
TM	TEAM	9	.	.	.	.	.	.	.	.	.	.	.	1	
96	Scott, Jordan	7	.	.	.	.	.	.	.	1	.	.	.	.	
88	Mardis, Michael	10	.	.	.	.	.	.	.	.	1-0	.	.	.	
19	Hilton, Justin	10	.	.	.	.	.	.	.	.	.	.	1	.	
	Total	10	419	330	749	58-253	22-163	12-74	38	20	6-33	9	3	2	
	Opponents	10	350	339	689	47-177	13-96	5-93	36	31	9-0	12	5	1	

## 2010 Game-By-Game Statistics

### Game-by-Game Rushing

Player	SJC	UC	WIU	QU	ILS	MSU	NDSU	SDSU	UNI	YSU	SIU
	Att.-Yds./TD	Att.-Yds./TD	Att.-Yds./TD	Att.-Yds./TD	Att.-Yds./TD	Att.-Yds./TD	Att.-Yds./TD	Att.-Yds./TD	Att.-Yds./TD	Att.-Yds./TD	Att.-Yds./TD
Gates, D.	19-160/3	13-40/0	12-51/0	17-139/3	15-146/2	23-119/2	9-14/0	23-143/3	15-61/2	16-73/0	
Bell, S.	11-133/1	10-67/0	10-23/0	16-156/0	14-146/1	7-18/0	4-8/0	11-50/0	5-26/0	5-16/0	
Lough, B.	2-6/0	3-20/0	7-38/1	10-37/0	7-35/0	—	4-25/0	7-29/0	2-4/0	8-49/0	
Cheeseborough, G.	6-52/1	—	7-15/0	DNP	2-30/1	—	1-4/0	1-9/0	1-2/0	—	
Jones, A.	—	—	—	—	—	1-59/0	—	—	—	—	
Kent, B.	2-31/1	—	—	—	—	—	1--1/0	—	—	—	
Hardy, R.	1-3/1	—	—	DNP	—	—	—	—	—	—	
Obaseki, B.	—	—	—	1-1/1	—	—	—	1-1/1	—	—	
Glass, C.	—	—	1-4/0	1-0/0	—	—	—	—	—	—	
Fouch, R.	2--13/0	3--11/0	1-0/0	1-0/0	1-10/0	7-1/0	4--19/0	5--13/0	5--3/0	2-31/0	
Team	—	3--23/0	3--2/0	1-(-2)/0	3-(-4)/0	—	3--4/0	2-03/0	—	—	
Bettag, A.	—	—	—	—	—	—	—	—	1-35/0	—	
Lawshe, D.	—	—	—	—	—	—	—	—	—	2-2/0	

### Game-by-Game Passing (Att-Comp-TD-INT-Yards)

Player	SJC	UC	WIU	QU	ILS	MSU	NDSU	SDSU	UNI	YSU	SIU
	Att-Comp-TD-INT-Yards	Att-Comp-TD-INT-Yards	Att-Comp-TD-INT-Yards	Att-Comp-TD-INT-Yards	Att-Comp-TD-INT-Yards	Att-Comp-TD-INT-Yards	Att-Comp-TD-INT-Yards	Att-Comp-TD-INT-Yards	Att-Comp-TD-INT-Yards	Att-Comp-TD-INT-Yards	Att-Comp-TD-INT-Yards
Fouch, R.	21-10-0-0-143	38-23-1-0-161	17-6-0-1-52	17-15-4-0-231	22-16-4-0-250	43-23-3-1-311	47-25-1-1-330	17-24-2-0-284	17-36-2-1-200	16-23-4-1-290	
Glass, C.	—	—	—	3-0-0-0-0	—	—	—	—	—	—	
Gates, D.	—	—	—	—	1-1-0-0-34	—	—	—	—	0-1-0-0-0	

### Field Goals (Made field goals in bold/ Missed field goals in italics)

Player	SJC	UC	WIU	QU	ILS	MSU	NDSU	SDSU	UNI	YSU	SIU
	Made-Missed	Made-Missed	Made-Missed	Made-Missed	Made-Missed	Made-Missed	Made-Missed	Made-Missed	Made-Missed	Made-Missed	Made-Missed
Little, C.	<b>24</b>	36	—	—	<b>30</b>	49, <b>32</b>	<b>22,24</b>	—	—	—	—

### Game-by-Game Receiving

Player	SJC	UC	WIU	QU	ILS	MSU	NDSU	SDSU	UNI	YSU	SIU
	Rec.-Yds./TD	Rec.-Yds./TD	Rec.-Yds./TD	Rec.-Yds./TD	Rec.-Yds./TD	Rec.-Yds./TD	Rec.-Yds./TD	Rec.-Yds./TD	Rec.-Yds./TD	Rec.-Yds./TD	Rec.-Yds./TD
Hilton, J.	3-17/0	2-11/0	—	4-131/2	3-79/1	8-146/2	9-96/1	3-77/0	4-86/1	1-11/0	
Kent, B.	3-33/0	4-34/0	1-13/0	2-13/1	7-118/2	4-55/0	5-67/0	6-103/0	4-40	4-79/2	
Jones, A.	2-79/0	3-36/1	2-27/0	1-15/0	3-17/1	1-31/0	3-66/0	3-44/0	5-39/0	5-147/0	
Riston, L.	—	4-3/0	—	DNP	2-31/0	2-10/0	2-54/0	2-21/0	1-17/0	—	
Gates, D.	1-13/0	1-1/0	1-3/0	1-13/0	—	4-4/0	1--2/0	3-39/2	2-15/0	1-5/0	
Goodlett, J.	—	2-17/0	—	5-48/0	—	2-22/0	2-43/0	DNP	—	—	
Egberongbe, E.	—	3-37/0	DNP	DNP	DNP	2-43/1	2-0/0	—	—	3-25/0	
Lough, B.	—	1-3/0	1-0/0	1-0/0	1-5/0	—	1-6/0	—	1-3/0	2-23/0	
Lawshe, D.	—	1-5/0	1-9/0	—	—	—	—	—	—	—	
Fouch, R.	—	—	—	—	1-34/0	—	—	—	—	—	
Riley, T.	—	—	—	1-11/1	—	—	—	—	—	—	
Mardis, M.	—	1-10/0	—	—	—	—	—	—	—	—	
Lacotti, L.	—	1-4/0	—	—	—	—	—	—	—	—	
Bell, S.	1-1/0	—	—	—	—	—	—	—	—	—	

### Game-by-Game Returns

#### Punt Returns

Player	SJC	UC	WIU	QU	ILS	MSU	NDSU	SDSU	UNI	YSU	SIU
	Att.-Yds.-TD	Att.-Yds.-TD	Att.-Yds.-TD	Att.-Yds.-TD	Att.-Yds.-TD	Att.-Yds.-TD	Att.-Yds.-TD	Att.-Yds.-TD	Att.-Yds.-TD	Att.-Yds.-TD	Att.-Yds.-TD
Sewall, A.	2-34-0	—	—	2-27-0	1-4-0	—	1-19-0	—	—	—	
Kent, B.	1-5-0	—	—	1-1-0	—	1-6-0	1-17-0	1-2-0	1-22-0	1-6-0	
Hilton, J.	1-21-0	—	—	—	—	—	—	—	—	—	
Obaseki, B.	1-3-0	—	—	—	—	—	—	—	—	—	

#### Kickoff Returns

Player	SJC	UC	WIU	QU	ILS	MSU	NDSU	SDSU	UNI	YSU	SIU
	Att.-Yds.-TD	Att.-Yds.-TD	Att.-Yds.-TD	Att.-Yds.-TD	Att.-Yds.-TD	Att.-Yds.-TD	Att.-Yds.-TD	Att.-Yds.-TD	Att.-Yds.-TD	Att.-Yds.-TD	Att.-Yds.-TD
Cheeseborough, C.	—	—	1-11-0	—	2-47-0	1-15-0	4-52-0	1-11-0	4-45-0	2-28-0	
Gates, D.	1-25-0	—	—	1-34-0	1-20-0	1-9-0	1-11-0	2-15-0	1-28-0	2-39-0	
Burnett, C.	1-19-0	4-81-0	—	—	1-(-3)-0	—	—	—	—	—	
Jones, A.	—	—	—	—	—	—	—	1-4-0	—	—	
Walker, P.	—	—	DNP	DNP	DNP	DNP	DNP	1-9-0	—	—	
High, T.	—	DNP	DNP	1-22-0	—	DNP	DNP	DNP	DNP	DNP	
Lough, B.	—	—	—	—	—	—	—	—	1-2-0	—	
Riston, L.	—	—	—	—	—	—	—	—	—	1-25/0	

## 2010 Game-By-Game Statistics

### Offense

Opponent	WR	LT	LG	C	RG	RT	TB	TE/WR	QB	FB/WR	WR
St. Joseph's College at Cincinnati	E. Egberongbe L. Riston	M. Smith M. Smith	B. Geffert B. Geffert	F. Lutz F. Lutz	P. Burke P. Burke	C. Paswater C. Paswater	D. Gates D. Gates	L. Riston A. Jones	R. Fouch R. Fouch	B. Kent B. Kent	J. Goodlett J. Goodlett
at Western Illinois Quincy	L. Riston M. Mardis	E. Borchers E. Borchers	B. Geffert B. Geffert	F. Lutz F. Lutz	P. Burke P. Burke	C. Paswater C. Paswater	D. Gates D. Gates	A. Jones A. Jones	R. Fouch R. Fouch	B. Lough B. Lough	B. Kent B. Kent
Illinois State Missouri State	J. Hilton J. Hilton	E. Borchers J. Jellison	B. Geffert B. Geffert	F. Lutz F. Lutz	P. Burke E. Borchers	C. Paswater C. Paswater	D. Gates D. Gates	A. Jones A. Jones	R. Fouch R. Fouch	B. Lough B. Lough	B. Kent B. Kent
at North Dakota State South Dakota State	J. Hilton J. Hilton	E. Borchers J. Jellison	B. Geffert B. Geffert	F. Lutz F. Lutz	P. Burke P. Burke	C. Paswater C. Paswater	D. Gates D. Gates	A. Jones A. Jones	R. Fouch R. Fouch	B. Lough B. Lough	B. Kent B. Kent
Northern Iowa at Youngstown State	J. Hilton J. Hilton	J. Jellison E. Borchers	B. Geffert B. Geffert	F. Lutz F. Lutz	P. Burke P. Burke	C. Paswater J. Jellison	D. Gates D. Gates	A. Jones A. Jones	R. Fouch R. Fouch	B. Lough B. Lough	B. Kent B. Kent

### Defense

Opponent	DE	DT	DT	DE	SLB	MLB	WLB	CB	CB	S	S
St. Joseph's College at Cincinnati	B. Obaseki B. Obaseki	R. Hardy R. Hardy	N. Brown N. Brown	J. Washington J. Washington	R. Roberts R. Roberts	C. Cook C. Cook	S. Davis S. Davis	C. Burnett C. Burnett	J. Towalid J. Towalid	A. Sewall A. Sewall	L. King L. King
at Western Illinois Quincy	B. Obaseki B. Obaseki	R. Hardy L. Young	N. Brown N. Brown	J. Washington J. Washington	R. Roberts R. Roberts	C. Cook A. Archie	S. Davis S. Davis	L. Carter C. Burnett	J. Towalid C. Ullysse	A. Sewall A. Sewall	L. King L. King
Illinois State Missouri State	B. Obaseki B. Obaseki	R. Hardy R. Hardy	N. Brown N. Brown	J. Washington J. Washington	R. Roberts R. Roberts	A. Archie A. Archie	S. Davis S. Davis	C. Burnett C. Burnett	L. Carter L. Carter	A. Sewall A. Sewall	L. King L. King
at North Dakota State South Dakota State	B. Obaseki B. Obaseki	R. Hardy R. Hardy	N. Brown N. Brown	J. Washington J. Washington	R. Roberts R. Roberts	C. Cook A. Archie	S. Davis S. Davis	C. Burnett C. Ullysse	L. Carter L. Carter	A. Sewall A. Sewall	L. King L. King
Northern Iowa at Youngstown State	B. Obaseki B. Obaseki	R. Hardy R. Hardy	N. Brown N. Brown	J. Scott J. Scott	D. Painter D. Painter	C. Cook C. Cook	J. Washington J. Washington	C. Ullysse C. Ullysse	L. Carter L. Carter	A. Sewall A. Sewall	L. King L. King

### Game-by-Game Defensive Tackles

Player	SJC	UC	WIU	QU	ILS	MSU	NDSU	SDSU	UNI	YSU	SIU
	Solo-Ast	Solo-Ast	Solo-Ast	Solo-Ast	Solo-Ast	Solo-Ast	Solo-Ast	Solo-Ast	Solo-Ast	Solo-Ast	Solo-Ast
Archie, A.	4-3-7	3-1-4	7-4-11	3-0-3	5-7-12	9-9-18	DNP	1-5-6	DNP	DNP	
Davis, S.	3-0-3	5-0-5	4-1-5	4-3-7	3-4-7	3-5-8	4-5-9	2-7-9	DNP	DNP	
Obaseki, B.	2-1-3	4-0-4	6-4-10	1-2-3	4-2-6	7-6-13	2-2-4	3-2-5	3-2-5	5-5-10	
Roberts, R.	2-2-4	5-1-6	6-1-7	1-5-6	2-3-5	4-5-9	3-5-8	2-1-3	DNP	DNP	
Sewall, A.	1-1-2	1-0-1	6-3-9	4-1-5	4-6-10	2-4-6	4-4-8	3-4-7	4-3-7	6-3-9	
Washington, J.	2-3-5	8-2-10	3-2-5	3-3-6	2-2-4	6-2-8	5-3-8	2-0-2	13-4-17	9-5-14	
King, L.	5-3-8	7-3-10	0-2-2	1-1-2	3-1-4	3-6-9	5-1-6	3-3-6	4-2-6	6-1-7	
Brown, N.	1-1-2	3-1-4	4-6-10	3-3-6	1-3-4	1-5-6	—	0-3-3	1-1-2	—	
Burnett, C.	1-0-1	0-1-1	2-1-3	3-2-5	1-0-1	2-4-6	3-4-7	8-2-10	5-3-8	3-0-3	
Carter, L.	DNP	1-0-1	1-1-2	—	1-2-3	3-3-6	3-2-5	6-6-12	4-1-5	7-0-7	
Cook, C.	2-1-3	1-1-2	2-2-4	1-2-3	—	—	3-7-10	2-3-5	3-4-7	1-1-2	
Hardy, R.	1-2-3	—	1-2-3	DNP	0-3-3	1-4-5	1-3-4	0-4-4	1-5-6	0-2-2	
Painter, D.	3-1-4	1-0-1	3-0-3	2-0-2	—	1-1-2	2-0-2	1-0-1	5-5-10	3-4-7	
Ullysse, C.	3-1-4	3-0-3	2-0-2	1-0-1	1-0-1	—	DNP	1-2-3	1-0-1	—	
Towalid, J.	—	1-0-1	3-0-3	1-0-1	1-2-3	1-1-2	—	—	—	3-0-3	
Riley, T.	1-1-2	1-0-1	—	1-0-1	1-0-1	—	2-0-2	1-0-1	—	1-1-2	
Young, L.	1-0-1	—	—	0-5-5	1-0-1	—	—	—	—	—	
Mitchell, K.	1-2-3	—	—	—	3-0-3	—	—	—	—	0-1-1	
Bettag, A.	1-1-2	—	—	—	—	0-1-1	1-0-1	1-0-1	1-0-1	4-0-4	
Scott, J.	DNP	DNP	0-2-2	—	—	—	0-1-1	0-2-2	0-1-1	1-1-2	
Walker, P.	1-1-2	—	DNP	DNP	DNP	DNP	DNP	0-1-1	1-0-1	—	
Lough, B.	1-0-1	0-1-1	—	—	—	—	1-0-1	—	—	—	
Jones, A.	—	1-1-2	1-0-1	—	—	—	—	—	—	—	
Easterly, J.	1-0-1	—	—	—	1-0-1	—	—	—	—	2-0-2	
High, T.	—	—	—	—	1-1-2	DNP	DNP	DNP	DNP	DNP	
Boyd, T.	—	—	0-1-1	—	0-1-1	DNP	DNP	DNP	DNP	DNP	
Lewis, M.	—	—	—	—	1-1-2	—	—	—	—	—	
Harvey, O.	DNP	DNP	DNP	1-1-2	—	—	DNP	DNP	—	—	
Kent, B.	—	—	1-0-1	—	—	—	—	—	—	—	
Dikos, G.	—	—	1-0-1	—	—	—	—	—	—	—	
Bell, S.	—	—	—	—	—	1-0-1	—	—	—	—	
Johnson, T.	DNP	DNP	DNP	1-0-1	—	—	—	—	—	—	
Stafford, T.	DNP	DNP	DNP	1-0-1	DNP	DNP	DNP	DNP	DNP	DNP	
Little, C.	—	—	—	—	—	—	—	0-1-1	—	—	
Borchers, E.	—	—	—	—	—	—	0-1-1	DNP	—	—	
Bright, J.	1-0-1	—	DNP	—	DNP	DNP	DNP	DNP	DNP	—	
Lawshe, D.	—	—	—	—	—	—	—	—	—	1-0-1	

# Indiana State In The NCAA & MVFC Statistical Rankings

## Indiana St. (6 - 4 - 0)

Thru: 11/13/2010 - Week 11

### TEAM RANKINGS

117 teams ranked in Football Championship Subdivision  
9 teams ranked in the Missouri Valley FB Conference

### 2010 SCHEDULE AND RESULTS 6-4 W-1

Missouri Valley FB Conference Record: 4-3

Sat 09/04/2010	ST. JOSEPH'S (IN) *	57 - 7	W
Sat 09/11/2010	@ Cincinnati	7 - 40	L
Sat 09/25/2010	@ Western Ill.	7 - 40	L
Sat 10/02/2010	QUINCY	56 - 22	W
Sat 10/09/2010	ILLINOIS ST.	59 - 24	W
Sat 10/16/2010	MISSOURI ST.	38 - 35	W OT
Sat 10/23/2010	@ North Dakota St.	15 - 27	L
Sat 10/30/2010	SOUTH DAKOTA ST.	41 - 30	W
Sat 11/06/2010	UNI	20 - 30	L
Sat 11/13/2010	@ Youngstown St.	30 - 24	W
Sat 11/20/2010	@ Southern Ill.		

HOME GAME IN CAPS \* Night Game ^ Neutral Site  
OT Overtime Game

Category	National Rank	Actual	National Leader	Actual	Conf Rank	Missouri Valley FB Conference Leader	Actual
Rushing Offense	22	194.30	Wofford	312.40	5	UNI	236.20
Passing Offense	32	228.60	Stephen F. Austin	348.80	3	Western Ill.	282.30
Total Offense	13	422.90	Jacksonville	486.27	3	Western Ill.	480.10
Scoring Offense	17	33.00	Jacksonville	42.18	3	Western Ill.	36.20
Rushing Defense	103	200.70	South Carolina St.	64.70	9	UNI	96.80
Pass Efficiency Defense	53	122.54	Texas Southern	80.13	4	North Dakota St.	109.41
Total Defense	79	375.90	South Carolina St.	192.20	5	UNI	328.50
Scoring Defense	78	27.90	Delaware	10.00	6	North Dakota St.	18.00
Net Punting	71	32.35	Ga. Southern	39.55	7	North Dakota St.	38.96
Punt Returns	31	11.13	Murray St.	19.67	4	Youngstown St.	16.60
Kickoff Returns	113	15.25	Stephen F. Austin	27.18	9	Illinois St.	24.82
Turnover Margin	33	.40	Bethune-Cookman	2.90	3	North Dakota St.	1.00
Pass Defense	29	175.20	South Carolina St.	127.50	2	Western Ill.	170.20
Passing Efficiency	18	141.86	Jacksonville	169.34	3	Western Ill.	161.53
Sacks	T-37	2.20	Texas Southern	3.90	3	UNI	3.40
Tackles For Loss	T-67	5.80	Texas Southern	9.70	3	UNI	6.60
Sacks Allowed	26	1.30	Southeast Mo. St.	.45	3	South Dakota St.	.60

T=tied at this ranking

### PLAYER RANKINGS

Player must have played in 75% of team's games  
Summary of the top 100 national leaders and top 25 conference leaders  
15 categories ranked

Category	Player	National Rank	Actual	National Leader	Actual	Conf Rank	Missouri Valley FB Conference Leader	Actual
Rushing	Darius Gates	30	87.80	Eachus (Colgate)	166.70	6	Rennie (UNI)	121.00
	Shakir Bell	76	64.30			11		
	Brock Lough		24.30			23		
Passing Efficiency (Min. 15 Att./Game)	Ronnie Fouch	16	143.46	McGregor (Jacksonville)	169.54	3	Barr (Western Ill.)	160.72
	Total Offense	Ronnie Fouch	36	223.50	Therriault (Jackson St.)	338.50	5	Barr (Western Ill.)
Receptions Per Game	Darius Gates		91.20			14		
	Shakir Bell		64.30			19		
	Bryant Kent	T-91	4.00	Harris (Murray St.)	9.12	10	Sanders (Illinois St.)	6.64
Receiving Yards Per Game	Justin Hilton		3.70			12		
	Alex Jones		2.80			T-15		
	Justin Hilton	51	65.40	Webber (Ark.-Pine Bluff)	131.80	8	Senatus (Western Ill.)	99.00
Interceptions	Bryant Kent	T-85	55.50			10		
	Alex Jones		50.10			12		
	Calvin Burnett	T-17	.50	James (Charleston So.)	.75	T-2	Jones (Illinois St.)	.64
Punting (Min. 3.6 Punts/Game)	Larry King	T-71	.30			T-7		
	Alex Sewall		.20			T-13		
	CJ Ullysse		.11			T-18		
Punt Returns (Min. 1.2 Ret./Game)	C.J. Cook		.10			T-21		
	Santino Davis	60	38.43	Plisco (Old Dominion)	44.98	6	Prelvitz (North Dakota St.)	43.58
Kickoff Returns (Min. 1.2 Ret./Game)				Johnson (Murray St.)	22.80		Smith (North Dakota St.)	12.54
	George Cheeseborough		13.93	Moore (Delaware St.)	32.31	11	Anderson (UNI)	30.25
Field Goals	Cory Little	T-81	.50	Cunningham (Montana St.)	1.90	T-6	Hallgren (UNI)	1.50
	Darius Gates	2	10.40	Eachus (Colgate)	11.40	1	Gates (Indiana St.)	10.40
	Cory Little		5.10			16		
All-Purpose Runners	Justin Hilton		4.80			T-18		
	Bryant Kent		3.60			23		
	Darius Gates	49	115.00	Harris (Southeast Mo. St.)	219.82	7	Cook (Youngstown St.)	171.64
Sacks	Justin Hilton		67.50			24		
	Bryant Kent		64.40			T-25		
	Shakir Bell		64.40			T-25		
Sacks Allowed	Ben Obaseki	T-17	.75	Kum (San Diego)	1.55	2	Boothby (UNI)	.80
	Jacolby Washington		.40			T-10		
	Ryan Roberts		.25			T-19		
	Rod Hardy		.22			T-25		

## Week 1 Recap -- St. Joseph's College (Sept. 4, 2010)

### Game 1

## Indiana State 57, St. Joseph's (Ind.) 7

September 4, 2010  
 Memorial Stadium  
 Terre Haute, Ind.  
 5,158



#### TERRE HAUTE, Ind. —

The Indiana State football team got its 2010 season started off with a bang as they crushed the Pumas of St. Joseph's College 57-7 at Memorial Stadium in front of 5,158 fans.

After struggling early the past few seasons, the Sycamores got things started quickly with a 22-yard touchdown run by senior running back Darrius Gates.

The Pumas offense attempted to respond on its first possession as they lined up for a field goal, however after a false start penalty the Pumas were forced to punt.

With 6:21 remaining in the first quarter senior wide receiver Bryant Kent found the end zone on a 22 yard run of his own. Freshman kicker Cory Little missed ensuing PAT giving the Sycamores a 13-0 lead.

The Sycamores extended their lead with 41 seconds remaining in the opening quarter when Little connected on a 24 yard field goal to put the Sycamores up 16-0.

Junior defensive lineman Rod Hardy even found the end zone for the Sycamores with 7:48 remaining in the first half when he rushed for three yards for the score and put the Sycamores up 23-0.

18 seconds later the Pumas offense came to life when St. Joseph's receiver Mack Ogletree connected with Scott Chapman for a 61-yard touchdown pass to cut the Sycamore lead to 23-7.

The Puma offense began to gain momentum and move the ball toward the end of the first half, however, it came to a screeching halt with 34 seconds remaining in the first half.

The Pumas attempted to punt from deep in their own territory. The Punt was blocked and rolled into the end zone where it was recovered for a touchdown by junior wide receiver Justin Hilton to extend the Sycamore lead to 30-7.

The Sycamore offense then took over on a show of their own as they scored four more unanswered rushing touchdowns to give the Sycamores the win by a final score of 57-7.

This marked the first game the Sycamores scored more than 50 points in a game since the 1999 season.

The Sycamores finished the game with 514 yards of total offense and 371 rushing yards. Junior quarterback Ronnie Fouch ended the night 10-21 for 143 yards in his Sycamore debut.


The Pumas were able to earn 242 total yards with 138 coming in the air.

The Sycamores also set a new school record with seven rushing touchdowns.

Gates ran for a total of 165 yards and three touchdowns while freshman running back Shakir Bell rushed for 133 and a touchdown, the first Sycamore duo to both be over 100 yards in the same game since 2004.

Sophomore running back George Cheeseborough also added a touchdown for the Sycamores.

On the defensive side, freshman defensive back Larry King racked up eight tackles and a sack for the Sycamores while sophomore linebacker Aaron Archie added seven tackles.



<b>St. Joseph's</b>	<b>0</b>	<b>7</b>	<b>0</b>	<b>0</b>	<b>7</b>
<b>Indiana State</b>	<b>16</b>	<b>14</b>	<b>13</b>	<b>14</b>	<b>57</b>

#### Scoring Summary

1st	13:12	ISU	Gates 22-yd run (Little kick) (5-80-1:48)	7-0
1st	6:21	ISU	Kent 22-yd run (kick failed) (8-80-4:04)	13-0
1st	4:11	ISU	Little 24-yd field goal (10-30-4:11)	16-0
2nd	7:48	ISU	Hardy 3-yd run (Little kick) (6-57-2:17)	23-0
2nd	7:30	SJC	Chapman 61-yd pass from Ogletree (Quackenbush kick) (1-61-0:09)	23-7
2nd	0:34	ISU	Hilton 0-yd blocked punt return (Little kick)	30-7
3rd	10:35	ISU	Gates 36-yd run (Little kick) (4-57-1:30)	37-7
3rd	6:16	ISU	Gates 3-yd run (kick failed) (5-52-1:56)	43-7
4th	14:23	ISU	Bell 25-yd run (Little kick) (8-48-4:08)	50-7
4th	11:13	ISU	Cheeseborough 26-yd run (Little kick) (3-46-0:59)	57-7

#### Team Statistics

	SJC	ISU
First Downs	11	23
Rushing	5	16
Passing	5	5
Penalty	1	2
Net Yards Rushing	104	371
Rushing Attempts	34	44
Net Yards Passing	138	143
Cmp.-Att.-Int.	8-22-0	10-21-0
Total Offense Yards	242	514
Total Offense Plays	56	65
Fumbles: No.-Lost	2-0	1-0
Penalties: No.-Yards	11-105	5-45
Punts-Yards	9-206	3-144
Avg. Yards Per Punt	22.9	48.0
Punt Returns: No.-Yards	1-26	5-63
Kickoff Returns: No.-Yards	9-148	1-19
Interceptions: No.-Yards	0-0	0-0
Possession Time	30:01	29:49
Third Down Conversions	3-14	8-15
Fourth Down Conversions	0-2	2-2
Red Zone Scores-Chances	0-2	3-4
Sacks By: No.-Yards	1-15	4-26
PAT Kicks	1-1	6-8
Field Goals	0-0	1-1

#### Individual Statistics

**RUSHING:** SJC: Garrick Hall 16-75; Jashon Banks 8-19; Julian Walker 1-15; B. VanderMerkt 4-9; Jake McFadden 1-4; Mack Ogletree 1-(-1); Mike Hladik (3-(-17)). ISU: Darrius Gates 19-160, 3 TD; Shakir Bell 11-133, 1 TD; George Cheeseborough 6-52, 1 TD; Bryant Kent 2-31, 1 TD; Brock Lough 2-6; Rod Hardy 1-3, 1 TD; Team 1-(-1); Ronnie Fouch 2-(-13).

**PASSING:** SJC: Mike Hladik 5-13-0, 57; B. VanderMerkt 2-8-0, 20; Mack Ogletree 1-1-0, 61, TD. ISU: Ronnie Fouch 10-21-0, 143.

**RECEIVING:** SJC: Julian Walker 3-46; Scott Chapman 2-72, 1 TD; M. Stephens 1-9; Mack Ogletree 1-6; Jake McFadden 1-5. ISU: Bryant Kent 3-33; Justin Hilton 3-17; Alex Jones 2-79; Darrius Gates 1-13; Shakir Bell 1-1.

## Week 2 Recap -- @ Cincinnati (Sept. 11, 2010)

### Game 2

## Cincinnati 40, Indiana State 7

September 11, 2010

Nippert Stadium

Cincinnati, Ohio

30,807



**CINCINNATI** — Indiana State trailed the Cincinnati Bearcats, two-time defending champions of the BIG EAST Conference by a slim 12-7 margin at the half, but UC rallied with four consecutive touchdowns in the third quarter to take a 40-7 victory over the Sycamores in front of 30,807 fans on an overcast day at Nippert Stadium.

Cincinnati scored the game's first 12 points, as Jacob Rogers connected on a 48-yard field goal with 9:32 left in the first quarter to cap off a six-play, 34-yard drive for the 3-0 advantage. The Bearcats then moved the ball 62 yards in eight plays as Zach Collaros hit Armon Binns on a 16-yard scoring pass on the first play of the second quarter to move the lead out to 10-0. A high snap over the head of quarterback Ronnie Fouch gave the Bearcats a safety for a 12-0 lead with 8:11 left before the half.

On the free kick following the safety, things got extremely interesting for ISU. Punter Santino Davis, who posted a pair of turnovers last year in the FBS contest at Louisville, got the first of two against Cincinnati as he forced a fumble on ensuing free kick which gave ISU the ball. The Sycamores couldn't take advantage but pinned the Bearcats deep in their own territory. Davis then forced his second fumble of the opening half which led to a four-play, 35-yard scoring drive which took 2:28 off the clock and was capped on an 18-yard pass from Fouch to Alex Jones to make it 12-7 with 2:10 left in the opening half.

ISU's defense held and forced a Bearcat punt. The Sycamores gained a pair of first downs and moved the ball near midfield until the half expired.

The Bearcats led 12-7 at the half and marched down the field on a seven-play, 65-yard drive that used 1:56 on the clock and was capped with a three-yard touchdown run by Josh Goebel to stretch the lead out to 19-7. The Sycamores were limited to three plays and out on their first offensive drive after halftime and were forced to punt the ball back over to Cincy. The Bearcats added to their advantage with 8:22 left in the third quarter with their second touchdown of the third quarter to take the lead out to 26-7. Cincinnati scored on a 29-yard touchdown pass from Zach Collaros to Armon Binns.

Cincinnati had the advantage of short field to work with on their third drive on the third quarter following a bobbled deep snap. It took just two plays for the Bearcats to score their third touchdown of the period to make it 33-7 with 6:57 on the clock. John Goebel plowed into the end zone from two yards out to cap the short two-play, 10-yard drive. Cincinnati scored on its fourth consecutive possession to make it 40-7. UC's fourth score came on a two-yard run by Collaros to cap a five-play, 36-yard drive with 3:03 left in the third quarter.

ISU held defensively in the fourth quarter and was sparked by a long 50-yard run by freshman Shakir Bell which put the Sycamores down in the red zone for the second time in the period. ISU was able to come away with points, but did hold the Bearcats scoreless in the final stanza.

Indiana State was paced in rushing by Bell who finished the game with 10 rushes for 67 yards, including a long of 50. Bell averaged 6.7 yards per carry. Behind Bell's efforts was Darrius Gates who finished with 13 rushes for 40 yards, including a long of 13. Fouch was 23-of-38 for 161 yards and a touchdown in the contest. Bryant Kent had four catches for 34 yards while Leonard Riston had four catches as well. Endut Egberongbe posted three receptions for 37 yards while Alex Jones had three catches for 36 yards and a touchdown. Fouch found a total of 11 different receivers in the game.

Defensively, ISU was paced by Jacobly Washington with 10 total tackles, including eight solos. He added a tackle for loss into the mix as well. Larry King posted 10 tackles as well, including a forced fumble while Ryan Roberts had six and Ben Obaseki posted four. Both Obaseki and Roberts had a quarterback sack. Santino Davis forced one fumble off a free kick after a safety and recovered another deep in Bearcat territory that led to ISU's touchdown.

**BEARCATS**  
2010 KICKOFF

>> A New Day

Bearcats new coach **BUTCH JONES** aiming to keep UC in the national spotlight

Sept. 11 2010  
Indiana State

Spirited Return  
on page 26

Sponsored By: **cadre**  
Information security

Back on the Field  
The Bearcats' top players in 2010

<b>Indiana State</b>	<b>0</b>	<b>7</b>	<b>0</b>	<b>0</b>	<b>7</b>
<b>Cincinnati</b>	<b>3</b>	<b>9</b>	<b>28</b>	<b>0</b>	<b>40</b>

### Scoring Summary

1st	9:32	UC	Rogers 48-yd field goal (6-34-1:18)	0-3
2nd	14:55	UC	Binns 16-yd pass from Collaros (Rogers kick) (8-62-3:02)	0-10
2nd	8:11	UC	Team Safety	0-12
<b>2nd</b>	<b>2:10</b>	<b>ISU</b>	<b>Jones 18-yd pass from Fouch (Little kick) (4-35-2:28)</b>	<b>7-12</b>
3rd	12:59	UC	Goebel 3-yd run (Rogers kick) (7-65-1:56)	7-19
3rd	8:22	UC	Binns 29-yd pass from Collaros (Rogers kick) (6-68-2:33)	7-26
3rd	6:57	UC	Goebel 1-yd run (Rogers kick) (2-10-0:26)	7-33
3rd	3:03	UC	Collaros 2-yd run (Rogers kick) (5-36-1:50)	7-40

### Team Statistics

	<b>ISU</b>	<b>UC</b>
First Downs	15	22
Rushing	6	16
Passing	8	5
Penalty	1	1
Net Yards Rushing	93	263
Rushing Attempts	32	45
Net Yards Passing	161	130
Cmp.-Att.-Int.	23-38-0	11-17-0
Total Offense Yards	254	393
Total Offense Plays	70	62
Fumbles: No.-Lost	4-1	3-2
Penalties: No.-Yards	6-45	3-40
Punts-Yards	7-254	4-173
Avg. Yards Per Punt	36.3	43.2
Punt Returns: No.-Yards	0-0-0	3-32
Kickoff Returns: No.-Yards	5-106	3-50
Interceptions: No.-Yards	0-0	0-0
Possession Time	31:32	28:37
Third Down Conversions	6-17	6-12
Fourth Down Conversions	1-3	0-0
Red Zone Scores-Chances	1-3	4-4
Sacks By: No.-Yards	2-25	2-13
PAT Kicks	1-1	5-5
Field Goals	0-1	1-1

### Individual Statistics

**RUSHING: ISU:** Shakir Bell 10-67; Darrius Gates 13-40; Brock Lough 3-20; Ronnie Fouch 3-(-11); Team 3-(-23). **UC:** D. Williams 13-117; John Goebel 9-75, 2 TD; George Winn 11-48; Zach Collaros 11-32, 1 TD; Team 1-(-9).

**PASSING: ISU:** Ronnie Fouch 23-38-0, 161, 1 TD. **UC:** Zach Collaros 11-71-0, 130, 2 TD.

**RECEIVING: ISU:** Bryant Kent 4-34; Leonard Riston 4-3; Ednut Egberongbe 3-37; Alex Jones 3-36, 1 TD; John Goodlett 2-17; Justin Hilton 2-11; Michael Mardis 1-10; Demory Lawshe 1-5; Larry Lacotti 1-4; Brock Lough 1-3; Darrius Gates 1-1. **UC:** DJ Woods 5-46; Armon Binns 3-59, 2 TD; Ben Guidugli 2-17; John Goebel 1-8.

## Week 3 Recap -- @ Western Illinois (Sept. 25, 2010)

### Game 3

## Western Illinois 40, Indiana State 7

September 25, 2010

Hanson Field

Macomb, Ill.

11,460



**MACOMB, III.** — Indiana State was hoping to win its first conference opener on the road since the 1996 season and make it two in a row over Western Illinois after ISU downed the Leathernecks 17-14 on Homecoming last year at Memorial Stadium, but Western Illinois was forced to bring its MVFC-leading aerial attack to the ground due to a heavy rain during the game and won going away, 40-7.

Darius Gates finished the game as the Sycamores' leading rusher with 51 yards on the ground. Brock Lough scored the Sycamores' touchdown in the contest, amassing a total of 38 yards in the contest. Ronnie Fouch finished 6-of-17 passing for 52 yards. Alex Jones was the leading receiver with two catches for 27 yards.

ISU placed three different defenders in double digits tackles, including Aaron Archie who posted 11 stops. Ben Obaseki had 10 tackles while Nate Brown had 10 as well.

Indiana State won the toss and deferred the option to the second half as Western Illinois' quick strike offense used a solid kickoff return to move the ball quickly into Sycamore territory. The defense made the stop, but was forced to start at its own three-yard line after the Leatherneck punt. The Sycamores got one first down, but were forced to punt.

WIU used just over two minutes to score first in the game on an eight-play drive that was entirely on the ground to take a 6-0 lead after the extra point was missed with 8:09 left on the first quarter clock. Caulton Ray finished off the drive with a one-yard run up the middle.

The ISU defense forced the first Western Illinois turnover of the season when CJ Ulysee picked off a Matt Barr pass to end a Leatherneck drive in the first quarter. The Sycamores got their paws on the ball three times in the opening stanza, earned a pair of first downs and netted 37 yards to WIU's 127. ISU was 0-for-3 on third down conversions in the first quarter.

Western Illinois made it 13-0 with 10:48 left in the second quarter when Bryce Flowers sprinted up the middle for a 32-yard touchdown run which capped a seven-play, 74-yard drive.

Indiana State came back and got its first third down conversion of the game on a pass play from Ronnie Fouch to Bryant Kent but Kent fumbled at the end of the play as the clock ticked under 10 minutes to go in the second quarter to give the ball back to the Leathernecks and knot up the turnover battle at one each.

ISU got another defensive stop, and moved the ball for a first down on the ensuing drive but were forced to punt after a dropped pass on third down. Santino Davis' punt was blocked and after a wild scrum for the football, the Leathernecks gained possession at the ISU 14-yard line. It took just one play, a 14-yard run by Ray to get the Leathernecks on the scoreboard again and give them a 20-0 advantage.

The Indiana State defense held after backing the Sycamores up with less two minutes left in the opening half. ISU got the ball near midfield following a Leatherneck punt but Fouch was intercepted on the first play to set WIU up again. The Sycamore defense made another stand and forced WIU to punt just before the half to send the teams into the locker room as ISU trailed 20-0.

Indiana State got the ball to start the second half, but couldn't get a first down and had to punt the ball over to Western Illinois. The Leathernecks took the ball on a 17-play, 74-yard jaunt that took up over seven minutes of game time to put the Leathernecks up 27-0. WIU finally ended the drive with a one-yard touchdown run by Josh Gabbelmann with 7:06 left in the third quarter.

The Sycamores responded to the drive with their first score of the game on a one-yard touchdown run by Brock Lough with 55 seconds left in the third quarter to inch ISU within 27-7. Lough's scoring plunge capped a 13-play, 62-yard drive which also took nearly seven minutes off the clock. At one point in the drive, Lough punished the Leatherneck defense with three consecutive runs of over 10 yards as ISU finally got things going on the ground en route to score.

The third quarter featured just one passing play, an attempt from Fouch to Goodlett which fell incomplete.

Bryce Flowers put up his second touchdown of the contest with 12:46 to go in the fourth quarter as he scored from 14 yards out to stretch the Western Illinois lead back out to 34-7.

Indiana State fumbled the ball over to Western Illinois on its first play of the fourth quarter, but got the ball back a few plays later when Ryan Roberts forced a Leatherneck fumble and Nate Brown pounced on it for the defensive stop.

Lamor Hickman added a touchdown with 6:29 left to make it 40-7.

<b>Indiana State</b>	<b>0</b>	<b>0</b>	<b>7</b>	<b>0</b>	<b>7</b>
<b>Western Illinois</b>	<b>6</b>	<b>14</b>	<b>7</b>	<b>13</b>	<b>40</b>

#### Scoring Summary

1st	8:09	Ray 1-yd run (kick failed) (8-76-2:31)	0-6
2nd	10:48	Flowers 32-yd run (Jouett kick) (7-74-2:58)	0-13
2nd	5:13	Ray 14-yd run (Jouett kick) (1-14-0:10)	0-20
3rd	7:06	Gavelmann 1-yd run (Jouett kick) (17-82-7:06)	0-27
<b>3rd</b>	<b>0:55</b>	<b>Lough 1-yd run (Little kick) (13-62-6:11)</b>	<b>7-27</b>
4th	12:46	Flowers 14-yd run (Jouett kick) (8-50-3:03)	7-34
4th	6:29	Hickman 5-yd run (kick failed) (3-14-1:03)	7-40

#### Team Statistics

	<b>ISU</b>	<b>WIU</b>
First Downs	10	23
Rushing	6	20
Passing	2	2
Penalty	2	1
Net Yards Rushing	121	384
Rushing Attempts	41	71
Net Yards Passing	52	19
Cmp.-Att.-Int.	6-17-1	4-11-1
Total Offense Yards	173	403
Total Offense Plays	58	82
Fumbles: No.-Lost	4-3	1-1
Penalties: No.-Yards	6-61	10-96
Punts-Yards	9-317	6-223
Avg.. Yards Per Punt	35.2	37.2
Punt Returns: No.-Yards	0-0	2-7
Kickoff Returns: No.-Yards	1-11	2-48
Interceptions: No.-Yards	1-0	1-23
Possession Time	25:18	34:42
Third Down Conversions	3-14	10-18
Fourth Down Conversions	1-1	0-1
Red Zone Scores-Chances	1-1	5-5
Sacks By: No.-Yards	1-3	0-0
PAT Kicks	1-1	4-6
Field Goals	0-0	0-0

#### Individual Statistics

**RUSHING:** ISU: Darius Gates 12-51; Brock Lough 7-38, 1 TD; Shakir Bell 10-23; George Cheeseborough 7-15; Ronnie Fouch 1-0; Team 3-(-2); Coy Glass 1-(-4). **WIU:** Bryce Flowers 26-192, 2 TD; Caulton Ray 29-115, 2 TD; Matt Barr 7-48; Josh Gabelmann 2-20, 1 TD; Lamor Hickman 6-13, 1 TD; Team 1-(-4).

**PASSING:** ISU: Ronnie Fouch 6-17-1, 52. **WIU:** Matt Barr 4-11-1, 19.

**RECEIVING:** ISU: Alex Jones 2-27; Bryant Kent 1-13; Demory Lawshe 1-9; Darius Gates 1-3; Brock Lough 1-0. **WIU:** Josh Gabelmann 2-6; Lito Senatus 1-7; Terriun Crump 1-6.

**WESTERN ILLINOIS LEATHERNECKS INSIDE THE HUDDLE**

**KYLE GLAZIER**

**MATT BARR**

**GAME FOUR • INDIANA STATE**  
SEPT. 25 • 3 p.m. • HOMECOMING  
HALL OF FAME GAME  
STEVE ADAMS • PAGE 19

**McDonough**  
District Hospital  
Official Game Program \$2

## Week 4 Recap -- Quincy (Oct. 2, 2010)

### Game 4

## Indiana State 56, Quincy 22

October 2, 2010  
 Memorial Stadium  
 Terre Haute, Ind.  
 4,837



**TERRE HAUTE, Ind.** — The ISU football team evened its record to 2-2 on the season and got revenge on the Quincy Hawks with a 56-22 win at Memorial Stadium Saturday. Quincy had down the Sycamores by the score of 26-20 in overtime during last year's season opener.

The Sycamores scored early and often in the first half and never shut down the Hawks for the majority of the half.

Senior running back Darrius Gates got things started for the Sycamores scoring on a 31 yard rush to make it 7-0 and then followed up with a 10 yard rushing touchdown to give the Sycamores a 14-0 lead with 6:50 remaining in the first quarter.

The Hawks then got on the board with an 18-yard touchdown pass. However, the ensuing PAT was missed wide right to cut the Sycamore lead to 14-6.

The Sycamores continued their dominance into the second quarter when Gates scored his third touchdown of the game on a three-yard run to give the Sycamores a 21-6 lead.

The Sycamores then began showing off their aerial attack as four of their last five touchdowns of the game came in the air from junior quarterback Ronnie Fouch.

Junior wide receiver Justin Hilton caught two touchdowns for the Sycamores and finished the game with four receptions for 131 yards. Justin Hilton paced ISU with four catches for 131 yards, which was the first time since Carl Berman hauled in 130 yards of receiving yards against Western Illinois in 2006 that a Sycamore receiver eclipsed the 100-yard receiving mark.

Junior quarterback Coy Glass replaced Fouch for the majority of the fourth quarter. Glass is the first player other than Fouch to attempt a pass for the Sycamores this season.

Quincy found the end zone twice in the fourth quarter, converting the 2-point conversion after both scores to cut the Sycamore lead to 56-22.

The Sycamores then ran out the clock en route to their second win of the 2010 campaign. With the loss, the Hawks fell to 0-5 on the season. ISU's 2-2 record is the best for the Sycamores through four games since starting the 2004 season with a 3-1 record.


The Sycamores finished the game with 562 yards of total offense with four rushing and passing touchdowns. The Hawks were held to 302 yards of total offense and were held to only 47 yards on the ground.

Fouch led the Sycamores, going 15-17 for 231 yards and four touchdowns. Fouch's four touchdowns marked the first time since the 2006 season that a Sycamore quarterback threw that many touchdown strikes in a contest. Blayne Baggett had four at Western Illinois in 2006.

Gates and freshman running back Shakir Bell both had over 100 yards on the ground for the Sycamores. Gates finished the game with 17 rushes for 139 yards and three touchdowns while Bell had 16 carries for 158 yards. It was the second time this season that Gates and Bell combined for dual 100-yard rushing performances as both also eclipsed the century mark on the ground in the season opener against St. Joseph's (Ind.).

Senior wide receiver Bryant Kent and sophomore wide receiver Tanner Riley both added a touchdown reception for the Sycamores.

ISU's 42 first half points is the most for a Sycamore team in a half since a 49-point first half as part of a 63-0 victory in 1994.



Quincy	6	0	0	16	22
Indiana State	14	28	14	0	56

### Scoring Summary

1st	11:40	Gates 31-yd run (Little kick) (9-80-3:20)	7-0
1st	6:50	Gates 10-yd run (Little kick) (5-53-2:24)	14-0
1st	5:21	Dickens 18-yd pass from Brenneisen (kick failed) (3-68-1:25)	14-6
2nd	13:31	Gates 3-yd run (Little kick) (14-63-6:43)	21-6
2nd	7:38	Hilton 40-yd pass from Fouch (Little kick) (5-50-2:42)	28-6
2nd	5:38	Obaseki 1-yd run (Little kick) (5-75-1:57)	35-6
2nd	1:07	Hilton 72-yd pass from Fouch (Little kick) (2-84-0:18)	42-6
3rd	10:16	Kent 9-yd pass from Fouch (Little kick) (7-50-3:41)	49-6
3rd	4:48	Riley 11-yd pass from Fouch (Little kick) (6-43-3:08)	56-6
4th	12:06	Casselberry 13-yd pass from Brenneisen (Dickens 2 pts) (14-64-7:37)	56-14
4th	7:59	Casselberry 11-yd pass from Brenneisen (Dickens 2 pts) (5-86-1:22)	56-22

### Team Statistics

	ISU	QU
First Downs	27	15
Rushing	17	6
Passing	9	8
Penalty	1	1
Net Yards Rushing	331	47
Rushing Attempts	47	25
Net Yards Passing	231	255
Cmp.-Att.-Int.	15-20-0	19-26-2
Total Offense Yards	562	302
Total Offense Plays	67	51
Fumbles: No.-Lost	2-0	1-0
Penalties: No.-Yards	3-26	7-64
Punts-Yards	2-50	5-179
Avg.. Yards Per Punt	25.0	35.8
Punt Returns: No.-Yards	3-28	0-0
Kickoff Returns: No.-Yards	2-56	7-93
Interceptions: No.-Yards	2-6	0-0
Possession Time	32:28	27:32
Third Down Conversions	8-12	4-10
Fourth Down Conversions	2-2	1-1
Red Zone Scores-Chances	5-5	3-3
Sacks By: No.-Yards	1-8	0-0
PAT Kicks	8-8	0-1
Field Goals	0-0	0-0

### Individual Statistics

**RUSHING:** ISU: Shakir Bell 16-158; Darrius Gates 17-139, 3 TD; Brock Lough 10-37; Ben Obaseki 1-1, 1 TD; Coy Glass 1-0; Ronnie Fouch 1-0; Team 1-(-2). **QU:** Sterling Ross 14-54; Robenson Merc 1-2; Lyndsey Diggs 1-2; Trevor Durham 1-1; Bobby Brenneisen 6-(-2); Antonio Chow 1-(-3); Josh Mitchell 1-(-7).

**PASSING:** ISU: Ronnie Fouch 15-17-0, 231, 4TD; Coy Glass 0-3-0, 0. **QU:** Bobby Brenneisen 18-24-2, 249, 3 TD; Trevor Durham 1-2-0, 6.

**RECEIVING:** ISU: John Goodlett 5-48; Justin Hilton 4-131, 2TD; Bryant Kent 2-13, 1 TD; Alex Jones 1-15; Darrius Gates 1-13; Tanner Riley 1-11, 1 TD; Brock Lough 1-0. **QU:** DeShun Smith 6-100; Justin Dickens 4-68, 1 TD; John Casselberry 3-30, 2 TD; Jeacky Charles 2-14; Timothy Gower 1-21; Sterling Ross 1-10; Kyle Volstad 1-8; Lyndsey Diggs 1-4.

## Week 5 Recap -- Illinois State (Oct. 9, 2010)

### Game 5

## Indiana State 59, Illinois State 24

October 9, 2010  
 Memorial Stadium  
 Terre Haute, Ind.  
 8,294



**TERRE HAUTE, Ind.** — In front of 8,294 people at Memorial Stadium the Sycamores (3-2, 1-1 MVFC) scored their second straight Homecoming win in convincing fashion 59-24 over the Redbirds of Illinois State (3-3, 2-2 MVFC).

The first half was a showcase of offense by both teams and the Sycamores took little time in showing off its offense as junior quarterback Ronnie Fouch threw a 40-yard pass to senior wide receiver Bryant Kent less than four minutes into the game.

Senior running back Darrius Gates then extended the Sycamore lead to 14-0 off a three yard run.

The Redbirds began to threaten the Sycamore lead, however, the drive stalled out and the Redbirds had to settle to for a 50-yard field goal to cut the lead to 14-3.

The offense of the Sycamores then took over and never looked back as the Sycamores scored four more touchdowns and a field goal to end the first half and set a new school record for first half yardage with 448 yards of total offense.

At half time the Sycamores held a commanding, 44-24 lead over the Redbirds.

The 44 first half points were the most against ISU in a conference game in a half. 59 points are the second most points scored against a conference school.

In the second half, the Sycamores defense began to show its strength as it shutout the Redbirds in the second half.

Junior tight end Alex Jones added to the Sycamores lead in the second half with a 5-yard reception from Fouch.

The Sycamore defense then added points for the Sycamores when sophomore defensive lineman sacked Illinois State quarterback Matt Brown in the end zone for a safety.

Sophomore running back George Cheeseborough then extended the Sycamore lead with a 28-yard rush into the end zone en route to a 59-24 win.

The Sycamores finished the game with 579 total yards of offense.

Fouch led the team with four touchdowns to three different receivers and went 16-22 for 250 yards.

Kent led the Sycamore receivers with seven catches for 118 yards and two touchdowns.


On the ground, Gates scored two touchdowns for the Sycamores while freshman running back Shakir Bell ran for 146 yards and a touchdown and averaged 10.4 yards per carry.

This was also the first time in school history the Sycamores have had 200 yard passer, 100 yard receiver and 100 yard rusher in two consecutive games.

On the defensive end, sophomore linebacker Aaron Archie had 12 tackles while junior safety Alex Sewall added 10 tackles for the Sycamores.

The win also marks the first time since 2004 that the Sycamores have won back-to-back games and the first time the Sycamores have started 3-0 at home since 2004.

The 3-2 start by the Sycamores is the best start since 2004 when they started 4-1.



<b>Illinois State</b>	<b>3</b>	<b>21</b>	<b>0</b>	<b>0</b>	<b>24</b>
<b>Indiana State</b>	<b>14</b>	<b>30</b>	<b>6</b>	<b>9</b>	<b>59</b>

### Scoring Summary

<b>1st</b>	<b>11:19</b>	<b>Kent 40-yd pass from Fouch (Little kick) (8-81-3:41)</b>	<b>7-0</b>
<b>1st</b>	<b>5:02</b>	<b>Gates 3-yd run (Little kick) (9-88-4:11)</b>	<b>14-0</b>
<b>1st</b>	<b>0:32</b>	<b>Fetzer 50-yd field goal (9-41-4:24)</b>	<b>14-3</b>
<b>2nd</b>	<b>12:14</b>	<b>Kent 7-yd pass from Fouch (Little kick) (6-70-3:17)</b>	<b>21-3</b>
<b>2nd</b>	<b>10:25</b>	<b>Walker 46-yd pass from Brown (Fetzer kick) (4-57-1:42)</b>	<b>21-10</b>
<b>2nd</b>	<b>9:29</b>	<b>Bell 62-yd run (Little kick) (2-71-0:46)</b>	<b>28-10</b>
<b>2nd</b>	<b>6:11</b>	<b>Gates 11-yd run (Little kick) (4-29-0:50)</b>	<b>35-10</b>
<b>2nd</b>	<b>5:01</b>	<b>Walker 26-yd pass from Brown (Fetzer kick) (3-62-1:04)</b>	<b>35-17</b>
<b>2nd</b>	<b>1:37</b>	<b>Hilton 25-yd pass from Fouch (kick blocked) (7-59-3:18)</b>	<b>41-17</b>
<b>2nd</b>	<b>0:48</b>	<b>Younger 15-yd pass from Brown (Fetzer kick) (6-62-0:41)</b>	<b>41-24</b>
<b>2nd</b>	<b>0:00</b>	<b>Little 30-yd field goal (6-50-0:38)</b>	<b>44-24</b>
<b>3rd</b>	<b>0:16</b>	<b>Jones 5-yd pass from Fouch (kick failed) (11-80-7:13)</b>	<b>50-24</b>
<b>4th</b>	<b>7:21</b>	<b>Obaseki safety</b>	<b>52-24</b>
<b>4th</b>	<b>5:08</b>	<b>Cheeseborough 28-yd run (Little kick) (4-50-2:13)</b>	<b>59-24</b>

### Team Statistics

	<b>ILS</b>	<b>ISU</b>
First Downs	18	25
Rushing	6	11
Passing	10	11
Penalty	2	3
Net Yards Rushing	87	295
Rushing Attempts	35	42
Net Yards Passing	259	284
Cmp.-Att.-Int.	16-27-1	17-23-0
Total Offense Yards	346	579
Total Offense Plays	62	65
Fumbles: No.-Lost	2-1	0-0
Penalties: No.-Yards	12-93	11-80
Punts-Yards	2-91	2-77
Avg.. Yards Per Punt	45.5	38.5
Punt Returns: No.-Yards	0-0	1-4
Kickoff Returns: No.-Yards	9-225	4-64
Interceptions: No.-Yards	0-0	1-0
Possession Time	28:51	31:09
Third Down Conversions	7-14	6-9
Fourth Down Conversions	0-1	0-0
Red Zone Scores-Chances	1-3	5-5
Sacks By: No.-Yards	0-0	4-34
PAT Kicks	3-3	6-8
Field Goals	1-2	1-1

### Individual Statistics

**RUSHING: ILS:** Erik Smith 11-40; Ashton Leggett 8-33; Matt Lancaster 5-29; Clifton Gordon 3-13; Cameron Hunt 2-7; Team 1-(-1) Matt Brown 5-(-34). **ISU:** Shakir Bell 14-146, 1 TD; Darrius Gates 15-78, 2 TD; Brock Lough 7-35; George Cheeseborough 2-30, 1 TD; Ronnie Fouch 1-10; Team 3-(-4).

**PASSING: ILS:** Matt Brown 14-25-1, 232, 3 TD; Matt Lancaster 1-1-0-5; Drew Keil 1-1-0-22. **ILS:** Ronnie Fouch 16-22-0, 250, 4 TD; Darrius Gates 1-1-0-34.

**RECEIVING: ILS:** Tyrone Walker 5-131, 2 TD; Erik Smith 4-55; Ashton Leggett 2-16; Marvon Sanders 2-13; Matt Mose 1-22; Matt Younger 1-15, 1 TD; Corey Shandrick 1-7. **ISU:** Bryant Kent 7-118, 2 TD; Justin Hilton 3-79, 1 TD; Alex Jones 3-17, 1 TD; Leonard Riston 2-31; Ronnie Fouch 1-34; Brock Lough 1-5.

## Week 6 Recap -- Missouri State (Oct. 16, 2010)

### Game 6

## Indiana State 38, Missouri State 35 (ot)



October 16, 2010  
 Memorial Stadium  
 Terre Haute, Ind.  
 3,194



**TERRE HAUTE, Ind.** - After being down by two touchdowns halfway through the fourth quarter, the Sycamores rallied back and won a 38-35 thriller in overtime at Memorial Stadium over the Bears of Missouri State.

In a game that saw both team score five touchdowns, it came down to an overtime field goal so seal the win for the Sycamores after losing their previous three games against the Bears.

The Sycamores got things started scoring on the opening drive of the game from a 36-yard touchdown pass from junior quarterback Ronnie Fouch to junior wide receiver Ednut Egberongbe.

The Bears answered back though at the end of the first quarter, tying the game at seven with a rushing touchdown from their quarterback Cody Kirby.

Luck then was on the Sycamores side as they were able to capitalize on one of the most rare plays in college football. The Sycamore lined up to punt, however, the punt was blocked by a Missouri State defender. Junior tight end Alex Jones then caught the ball and ran all the way down to the Missouri State four-yard line. Senior running back Darrius Gates then began to make his presence known as he capitalized and scored his first of two touchdowns on the day at the start of the first quarter.

The Bears once again answered right back with a 59 yard touchdown pass before Gates's second touchdown of the day to give the Sycamores a 21-14 lead with just over a minute left in the half. The Bears weren't finished however as they rushed down the field to score a touchdown as the clock struck zero to tie the game at 21 at halftime.

After halftime the game became a defensive battle with the Missouri State offense finally putting their team ahead after a 19-yard touchdown run to give the Bears a 28-21 lead, their first of the game. Missouri State then extended its lead even further when Kirby rushed for a 12-yard touchdown to open the fourth quarter.

From that point on it was all Indiana State as Fouch connected with junior wide receiver Justin Hilton for two consecutive touchdowns to tie the game up at 35 all with 6:31 remaining in regulation.

Both teams attempted field goals but neither team could connect as the Bears missed from 48 yards and the Sycamores missed from 49 yards as time expired in regulation sending the game into overtime.

The Bears won the toss and elected to play defense first, putting the Sycamore offense on the field. The Sycamores were unable to put the ball in the end zone but freshman kicker Cory Little connected on a 32 yard field goal to put the Sycamores up 38-35.

When the Bears offense got on the field they moved the ball inside the ISU five yard before stalling on fourth down. The Bears lined up to go for it but were called for a false start penalty. They then lined up for a field goal that was pulled wide left to give the Sycamores the 38-35 win, their fourth win of the season and third straight.

The last time the Sycamores had a field goal win a game since the 2004 season at Eastern Illinois. The Sycamores four home wins are the most since 2002 which was the last time the team started 4-0 at home. The Sycamores have also won their third consecutive game for the first time since 2004.

The Sycamores racked up 508 yards of total offense with 311 coming in the air and 197 coming on the ground.

Fouch led the aerial attack for the Sycamores going 23-43 for 311 yards with three touchdowns and an interception. This marked the first time a Sycamore has attempted more than 30 passes in a single game since 2005. Fouch also tied the school record with three consecutive games with 200 or more passing yards.

Hilton led the Sycamore receivers with eight catches for 146 yards and two touchdowns. On the ground Gates led the Sycamores with 119 yards and two touchdowns.



<b>Missouri State</b>	<b>7</b>	<b>14</b>	<b>7</b>	<b>7 (0)</b>	<b>35</b>
<b>Indiana State</b>	<b>7</b>	<b>14</b>	<b>0</b>	<b>14 (3)</b>	<b>38</b>

### Scoring Summary

<b>1st</b>	<b>11:27</b>	<b>Egberongbe 36-yd pass from Fouch (Little kick) (8-76-3:33)</b>	<b>7-0</b>
1st	2:04	Kirby 1-yd run (Chiles kick) (6-33-2:32)	7-7
<b>2nd</b>	<b>9:06</b>	<b>Gates 4-yd run (Little kick) (7-66-2:45)</b>	<b>14-7</b>
2nd	7:26	Saffold 59-yd pass from Kirby (Chiles kick) (3-62-1:24)	14-14
<b>2nd</b>	<b>1:08</b>	<b>Gates 1-yd run (Little kick) (11-53-4:27)</b>	<b>21-14</b>
2nd	0:00	Douglas 2-yd run (Chiles kick) (7-23-0:45)	21-21
3rd	5:26	Johnston 19-yd run (Chiles kick) (7-74-2:55)	21-28
4th	13:05	Kirby 12-yd run (Chiles kick) (5-78-2:12)	21-35
<b>4th</b>	<b>8:56</b>	<b>Hilton 25-yd pass from Fouch (Little kick) (6-72-1:21)</b>	<b>28-35</b>
<b>4th</b>	<b>6:31</b>	<b>Hilton 35-yd pass from Fouch (Little kick) (3-75-1:14)</b>	<b>35-35</b>
<b>OT</b>		<b>Little 32-yd field goal</b>	<b>38-35</b>

### Team Statistics

	<b>MSU</b>	<b>ISU</b>
First Downs	20	21
Rushing	13	11
Passing	5	9
Penalty	2	1
Net Yards Rushing	207	197
Rushing Attempts	60	38
Net Yards Passing	193	311
Cmp.-Att.-Int.	8-20-1	23-44-1
Total Offense Yards	400	508
Total Offense Plays	80	82
Fumbles: No.-Lost	2-0	0-0
Penalties: No.-Yards	10-94	9-65
Punts-Yards	8-313	5-213
Avg.. Yards Per Punt	39.1	42.6
Punt Returns: No.-Yards	4-31	1-6
Kickoff Returns: No.-Yards	6-175	2-24
Interceptions: No.-Yards	1-0	1-0
Possession Time	31:47	28:13
Third Down Conversions	7-16	7-17
Fourth Down Conversions	0-0	2-4
Red Zone Scores-Chances	4-5	2-2
Sacks By: No.-Yards	2-18	4-26
PAT Kicks	5-5	5-5
Field Goals	0-2	1-2

### Individual Statistics

**RUSHING: MSU:** Stephen Johnston 22-112, 1 TD; Chris Douglas 18-51, 1 TD; Cody Kirby 19-39, 2 TD; Cadarrius Dotson 1-5. **ISU:** Darrius Gates 23-119, 2 TD; Alex Jones 1-59; Shakir Bell 7-18; Ronnie Fouch 7-1.

**PASSING: MSU:** Cody Kirby 8-20-1, 193, 1 TD. **ISU:** Ronnie Fouch 23-43-1, 311, 3 TD; Team 0-1-0.

**RECEIVING: MSU:** Jermaine Saffold 4-141, 1 TD; Stephen Johnston 1-25; Trevor Wooden 1-22; Cadarrius Dotson 1-4; Chris Douglas 1-1. **ISU:** Justin Hilton 8-146, 2 TD; Bryant Kent 4-55; Darrius Gates 4-4; Ednut Egberongbe 2-43, 1 TD; John Goodlett 2-22; Leonard Riston 2-10; Alex Jones 1-31.

## Week 7 Recap -- @ North Dakota State (Oct. 23, 2010)

### Game 7

## North Dakota State 27, Indiana State 15

October 23, 2010

Fargodome

Fargo, N.D.

15,245



**FARGO, N.D.** - Indiana State scored the game's first 12 points, but were overcome by 21 third quarter points by North Dakota State in falling to the Bison 27-15 at the Fargodome.

Indiana State drew first blood in the annual "Harvest Bowl" as the Sycamores netted a 23-yard field goal by Cory Little with 5:19 left in the first quarter to take a 3-0 lead. ISU enters the game a perfect 4-0 on the season when they score the first points of the contest.

Little's field goal capped an 11-play, 62-yard drive that ate up 4:16 off the clock. The drive appeared to stall near midfield, but the Bison jumped the snap on a punt attempt and were called for offsides, which gave ISU a first down.

The Bison mounted a nine play drive in an attempt to knot the score at three each, but NDSU's Ryan Jastram missed a 33-yard field goal wide right with 10:23 on the clock to keep ISU ahead 3-0.

The Sycamores jumped ahead 5-0 on the Bison with 6:25 left in the second quarter when Ben Obaseki forced a fumble by NDSU quarterback Jose Mohler and the ball was recovered by the offense in the end zone to give the Sycamores their second safety in three weeks.

ISU turned the safety into a nine-point play when they started the drive at the 50-yard line following a 19-yard return by Alex Sewall off the free kick. The drive was bolstered by a pass interference penalty on the second play after the free kick and ended with a 13-yard TD pass from Ronnie Fouch to Justin Hilton with 3:02 remaining in the half to give ISU a 12-0 advantage. The drive covered six plays and 50-yards and took 3:16 off the clock.

NDSU came right back down the field to score their first points of the contest on a three-yard scoring rush by DJ McNorton with 35 seconds remaining on the clock to inch closer at 12-7. The McNorton rush capped an eight-play, 56-yard drive that took up 2:21.

The Sycamore defense held strong to start the third quarter to hold onto its 12-7 halftime lead, but the Bison notched a defensive touchdown to take a 14-12 advantage with 9:18 left in the third quarter on a 53-yard interception return by Daniel Eaves that ended in the end zone. The Bison tacked on another TD with 4:22 left on the clock in the third quarter on a one-yard scoring rush by Derrick Lang for the 21-12 lead.


North Dakota State had a 44-yard field goal wiped off the scoreboard because of a holding penalty just moments into the fourth quarter to keep the score at 21-12.

ISU turned the good fortune of the cancelled field goal into a 13-play, 75-yard scoring drive of their own which was capped by a 22-yard field goal from Cory Little to make it 21-15 with 8:45 remaining in the contest.

Field goal problems continued to plague the Bison as a 47-yard attempt by Jastram sailed wide right to keep the score at 21-15 with 5:44 left in the contest.

The ensuing drive was stopped with a fumble by Fouch which gave the Bison the football at the ISU 23-yard line with just under five minutes remaining. It took just two plays for the Bison to stretch their lead up to 27-15 on a three-yard TD run by McNorton with 4:29 left in the contest. The two-point conversion attempt failed.

Fouch set a new school record in the contest with a 20-for-39 passing performance for 266 yards, becoming the first Sycamore quarterback to top the 200-yard passing mark in four consecutive games. Brock Lough led the Sycamore ground attack with four rushes for 25 yards. ISU was paced in the air by Justin Hilton with nine catches for 96 yards and a touchdown. CJ Cook paced the Sycamores with 10 tackles in the contest.



<b>Indiana State</b>	<b>3</b>	<b>9</b>	<b>0</b>	<b>3</b>	<b>15</b>
<b>North Dakota St.</b>	<b>0</b>	<b>7</b>	<b>14</b>	<b>6</b>	<b>27</b>

#### Scoring Summary

<b>1st</b>	<b>5:19</b>	<b>Little 24-yd field goal (11-62-4:16)</b>	<b>3-0</b>
<b>2nd</b>	<b>6:25</b>	<b>Team Safety</b>	<b>5-0</b>
<b>2nd</b>	<b>3:02</b>	<b>Hilton 13-yd pass from Fouch (Little kick) (6-50-3:16)</b>	<b>12-0</b>
<b>2nd</b>	<b>0:35</b>	<b>McNorton 3-yd run (Jastram kick) (8-56-2:21)</b>	<b>12-7</b>
<b>3rd</b>	<b>9:18</b>	<b>Eaves 53-yard interception return (Jastram kick)</b>	<b>12-14</b>
<b>3rd</b>	<b>4:22</b>	<b>Lang 1-yd run (Jastram kick) (7-86-3:05)</b>	<b>12-21</b>
<b>4th</b>	<b>8:45</b>	<b>Little 22-yd field goal (13-75-3:48)</b>	<b>15-21</b>
<b>4th</b>	<b>4:29</b>	<b>McNorton 3-yd run (Mohler run failed) (2-23-0:29)</b>	<b>15-27</b>

#### Team Statistics

	<b>ISU</b>	<b>NDSU</b>
First Downs	21	17
Rushing	4	9
Passing	13	7
Penalty	4	1
Net Yards Rushing	27	196
Rushing Attempts	26	45
Net Yards Passing	330	185
Cmp.-Att.-Int.	25-47-1	12-20-0
Total Offense Yards	357	381
Total Offense Plays	73	65
Fumbles: No.-Lost	1-1	4-1
Penalties: No.-Yards	6-55	14-128
Punts-Yards	5-210	5-207
Avg.. Yards Per Punt	42.0	41.4
Punt Returns: No.-Yards	2-36	4-19
Kickoff Returns: No.-Yards	5-63	4-97
Interceptions: No.-Yards	0-0	1-53
Possession Time	27:56	32:04
Third Down Conversions	3-15	4-12
Fourth Down Conversions	0-2	0-0
Red Zone Scores-Chances	3-3	3-5
Sacks By: No.-Yards	1-19	3-20
PAT Kicks	1-1	3-3
Field Goals	2-2	0-2

#### Individual Statistics

**RUSHING: ISU:** Brock Lough 4-25; Darrius Gates 9-14; Shakir Bell 4-8; George Cheeseborough 1-4; Bryant Kent 1 (-1); Team 3 (-4); Ronnie Fouch 4 (-19). **NDSU:** D.J. McNorton 24-146, 2 TD; Mike Sigers 5-20; Matt Voigtlander 4-20; Jose Mohler 7-10; Derrick Lang 3-8, 1 TD; Justin Howard 1 (-4); Justin Howard 1 (-4); Team 1 (-4).

**PASSING: ISU:** Ronnie Fouch 25-47-1, 330, 1 TD. **NDSU:** Jose Mohler 12-20-0, 185.

**RECEIVING: ISU:** Justin Hilton 9-96, 1 TD; Bryant Kent 5-67; Alex Jones 3-66; Leonard Riston 2-54; John Goodlett 2-43; Ednut Egberongbe 2-0; Brock Lough 1-6; Darrius Gates 1 (-2). **NDSU:** Warren Holloway 4-45; D.J. McNorton 3-86; Andrew Grothmann 2-16; Justin Howard 1-22; Garrett Bruhm 1-10; Titus Mack 1-6.

## Week 8 Recap -- South Dakota State (Oct. 30, 2010)

### Game 8

**Indiana State 41, South Dakota State 30**



October 30, 2010  
 Memorial Stadium  
 Terre Haute, Ind.  
 5,347



**TERRE HAUTE, Ind.** - Senior Darius Gates ran for 143 yards and scored a school record five touchdowns as the Indiana State Sycamores defeated the South Dakota State Jackrabbits 41-30 Saturday afternoon in Memorial Stadium.

Gates not only set the single game touchdown mark but also set the single season mark as he now has 15 touchdowns this season. His five touchdowns broke Steve Brandenburg's standard of four, set in 1961 against Ball State and his 15 scores tops the old record of Willie Lee's from the 1972 campaign. Gates now has 90 points for the season which is also a new school record breaking Scott Bridges' mark from 1984.

The win was ISU's fifth straight at home this season

and improves them to 5-3 overall and 3-2 in the Missouri Valley Football Conference. Indiana State has now won five consecutive games for the first time since 1995 and earned its first victory over South Dakota State in three tries. ISU's five victories are its most since 2002 and the Trees 3-2 start to league play is the best since the 1995 & 1996 teams started with that record.

South Dakota State fell to 3-5, 3-3 MVFC.

The Sycamores took a 13-0 lead in the opening period on two Gates touchdowns. The first came with 10:26 remaining in the opening quarter as Gates ran in from four yards out to complete a 12 play-89 yard drive. His second touchdown came four minutes later on another four yard run to complete a seven play-86 yard play with 6:10 left in the opening quarter.

After South Dakota State scored on a 30 yard Peter Reifenrath field goal just four seconds into the second quarter, Gates tacked on his third touchdown of the game, this time on the receiving end of a 16-yard scoring strike from Fouch with 13:24 left in the half. The Jackrabbits fought back after that, scoring on a seven yard run by Kyle Minnett and an 11 yard pass from Thomas O'Brien to Colin Cochart to cut the ISU lead to 20-17 at the intermission.

Indiana State pushed their lead to 17 points midway through the third quarter as Gates set a school record with his 14th touchdown this season and the fourth of the day on the receiving end of a 14-yard scoring strike from Fouch with 10:37 left in the third quarter. Ben Obaseki scored on a one-yard run with 8:44 left that put ISU on top 34-17. The Jackrabbits got the lead back down to 10 four minutes later on a two yard run by Kyle Minnett.

Gates set his second record of the game three minutes into the fourth quarter as he scored on a 11 yard run for his fifth touchdown of the game, a single game record at Indiana State. The Jackrabbits answered with 10:43 left on a one yard run by Minnett but the Sycamores shut out the Jackrabbits the rest of the way.

Ronnie Fouch finished the contest with a 17-of-24 passing effort for 284 yards, extending his school record to five consecutive games with at least 200 yards passing. His favorite target on the day was senior Bryant Kent who caught six passes for 103 yards.

Defensively, Larry Carter paced the Sycamores with 12 tackles while Calvin Burnett added 10 to go with a team-high five pass breakups. Ryan Roberts had three tackles, including the only quarterback sack of the day for the Trees. Ben Obaseki recovered a fumble which Roberts forced.

Burnett posted an interception in the contest while Larry King had the other. King was credited with a 20-yard return of his interception.

Notably, Brett Sheldon, who has been featured nationally for his battle for a roster spot despite living with a physical handicap made his collegiate debut in the game's second quarter and kicked his first career extra point.



<b>South Dakota St.</b>	<b>0</b>	<b>17</b>	<b>7</b>	<b>6</b>	<b>30</b>
<b>Indiana State</b>	<b>13</b>	<b>7</b>	<b>14</b>	<b>7</b>	<b>41</b>

#### Scoring Summary

<b>1st 10:26</b>	<b>Gates 4-yd run (Little kick) (12-89-4:34)</b>	<b>7-0</b>
<b>1st 6:10</b>	<b>Gates 4-yd run (kick failed) (7-86-2:40)</b>	<b>13-0</b>
<b>2nd 14:56</b>	<b>Reifenrath 30-yd field goal (13-53-6:08)</b>	<b>13-3</b>
<b>2nd 13:24</b>	<b>Gates 16-yd pass from Fouch (Sheldon kick) (4-71-1:11)</b>	<b>20-3</b>
<b>2nd 8:24</b>	<b>Minett 7-yd run (Reifenrath kick) (5-54-1:44)</b>	<b>20-10</b>
<b>2nd 1:05</b>	<b>Cochart 11-yd pass from O'Brien (12-54-5:11)</b>	<b>20-17</b>
<b>3rd 10:37</b>	<b>Gates 14-yd pass from Fouch (Little kick) (5-86-2:41)</b>	<b>27-17</b>
<b>3rd 8:44</b>	<b>Obaseki 1-yd run (Little kick) (5-34-1:41)</b>	<b>34-17</b>
<b>3rd 4:45</b>	<b>Minett 2-yd run (Reifenrath kick) (10-60-3:55)</b>	<b>34-24</b>
<b>4th 11:50</b>	<b>Gates 11-yd run (Little kick) (10-73-4:55)</b>	<b>41-24</b>
<b>4th 10:43</b>	<b>Minett 1-yd run (kick blocked) (4-55-1:00)</b>	<b>41-30</b>

#### Team Statistics

	<b>SDSU</b>	<b>ISU</b>
First Downs	22	26
Rushing	11	13
Passing	9	9
Penalty	2	4
Net Yards Rushing	170	216
Rushing Attempts	36	50
Net Yards Passing	169	284
Cmp.-Att.-Int.	20-41-2	17-24-0
Total Offense Yards	339	500
Total Offense Plays	77	74
Fumbles: No.-Lost	1-1	4-2
Penalties: No.-Yards	6-57	9-95
Punts-Yards	4-172	3-108
Avg.. Yards Per Punt	43.0	36.0
Punt Returns: No.-Yards	1-0	1-2
Kickoff Returns: No.-Yards	7-188	5-39
Interceptions: No.-Yards	0-0	2-20
Possession Time	28:11	31:49
Third Down Conversions	9-16	3-9
Fourth Down Conversions	0-1	1-2
Red Zone Scores-Chances	5-7	6-6
Sacks By: No.-Yards	2-13	1-10
PAT Kicks	3-4	5-6
Field Goals	1-1	0-0

#### Individual Statistics

**RUSHING: SDSU:** Kyle Minett 29-149, 3 TD; Tyler Duffy 5-48; Team 1-(-13); Thomas O'Brien 1-(-14). **ISU:** Darius Gates 23-143, 3 TD; Shakir Bell 11-50; Brock Lough 7-29; George Cheeseborough 1-9; Ben Obaseki 1-1, 1 TD; Team 2-(-3); Ronnie Fouch 5-(-13).

**PASSING: SDSU:** Thomas O'Brien 20-41-2, 169, 1 TD. **ISU:** Ronnie Fouch 17-24-0, 284, 2 TD.

**RECEIVING: SDSU:** Tyrel Kool 7-54; Brandon Hubert 4-58; Aaron Rollin 4-26; Colin Cochart 3-22, 1 TD; Kyle Minett 1-7; Kyle Sheehan 1-2. **ISU:** Bryant Kent 6-103; Justin Hilton 3-77; Alex Jones 3-44; Darius Gates 3-39, 2 TD; Leonard Riston 2-21.

## Week 9 Recap -- Northern Iowa (Nov. 6, 2010)

### Game 9

## Northern Iowa 30, Indiana State 20

November 6, 2010  
 Memorial Stadium  
 Terre Haute, Ind.  
 6,038



**TERRE HAUTE, Ind.** -- The Sycamore football team fell just short of going undefeated during the 2010 home season as they fell 30-20 to No. 17 Northern Iowa Saturday at Memorial Stadium.

The Sycamore offense took little time before putting points on the board as it took just 3:39 before senior Darrius Gates ran in a two yard touchdown run to put the Sycamores up 7-0.

The Panthers answered the Sycamores call with a touchdown of their own just over three minutes later to knot the score at seven a piece.

Following a Sycamore punt the Panthers moved the ball down the field to the ISU 2 yard

line before stalling and settling for a 19-yard field goal to take a 10-7 lead.

Quarterback Ronnie Fouch then got picked off on the ensuing Sycamore drive setting up another Panther field goal, extending their lead to 13-7.

The Sycamores got back into the game when UNI quarterback Tirrell Rennie was picked off by junior defensive back Alex Sewall.

The Sycamores marched down the field and capped off the drive with a Gates's second rushing touchdown of the game. Freshman place kicker Cory Little's PAT was blocked, however, tying the score at 13 with just 49 seconds left in the first half.

The Panthers then moved into field goal position and kicked a 40-yard field goal through the uprights as time expired to give the Panthers a 16-13 halftime lead.

The Panthers picked up in the second half right where they left off in the first half and moved the ball down the field before punching in a 3-yard rushing touchdown.

The Sycamores did not give up though, as they were stopped on 3rd and long so the lined up to punt. The punt was blocked but for the second time this season, the Sycamores recovered the punt and rushed for a first down.

Fouch threw used the momentum to his advantage with his first touchdown pass of the game on a 25-yard strike to junior wide receiver Justin Hilton to bring the Sycamores to within 3 at 23-20.

The Sycamores moved the ball down to the UNI 23 yard line late in the fourth quarter but were stopped and turned the ball over on downs, leading to a UNI touchdown.

The Sycamores could not overcome the deficit and fell at home for the first time all season 30-20.

Fouch led the team going 17-36 for 200 yards with a touchdown and interception. This marks the sixth consecutive game Fouch has thrown for 200 yards. The school record for consecutive 200 yard games is seven.

Sophomore linebacker Jacolby Washington had 17 tackles and 13 of them were solo.

For the Panthers Rennie went 9-14 for 163 yards with an interception and also had 192 yards on the ground.

As a team the Sycamores earned 321 total yards and gave up 503 yards of total offense with 340 on the ground.



Northern Iowa	10	6	7	7	30
Indiana State	7	6	7	0	20

### Scoring Summary

1st	11:21	Gates 2-yd run (Little kick) (9-55, 3:39)	7-0
1st	8:05	Rennie 2-yd run (Hallgren kick) (8-85-3:16)	7-7
1st	1:06	Hallgren 20-yd field goal (8-73-3:48)	7-10
2nd	9:28	Hallgren 33-yd field goal (9-32-4:37)	7-13
2nd	0:49	Gates 6-yd run (kick blocked) (7-80-1:36)	13-13
2nd	0:00	Hallgren 40-yd field goal (7-47-0:42)	13-16
3rd	9:32	Strathman 3-yd run (Hallgren kick) (11-80-5:28)	13-23
3rd	5:02	Hilton 25-yd pass from Fouch (Little kick) (12-71-4:25)	20-23
4th	1:39	Rennie 5-yd run (Hallgren kick) (12-77-5:45)	20-30

### Team Statistics

	UNI	ISU
First Downs	25	19
Rushing	18	7
Passing	7	9
Penalty	0	3
Net Yards Rushing	340	121
Rushing Attempts	57	29
Net Yards Passing	163	200
Cmp.-Att.-Int.	9-15-1	17-36-1
Total Offense Yards	503	321
Total Offense Plays	72	65
Fumbles: No.-Lost	0-0	1-0
Penalties: No.-Yards	7-78	2-20
Punts-Yards	2-89	4-89
Avg.. Yards Per Punt	44.5	22.2
Punt Returns: No.-Yards	1-0	1-22
Kickoff Returns: No.-Yards	3-40	6-75
Interceptions: No.-Yards	1-17	1-0
Possession Time	35:00	25:00
Third Down Conversions	7-12	5-14
Fourth Down Conversions	0-0	3-5
Red Zone Scores-Chances	5-6	2-2
Sacks By: No.-Yards	3-17	2-5
PAT Kicks	3-3	2-3
Field Goals	3-3	0-0

### Individual Statistics

**RUSHING: UNI:** Tirrell Rennie 27-187, 2 TD; Carlos Anderson 23-139; Matt Strathman 4-7, 1 TD; Terrell Sinkfield 1-7; Jarred Herring 1-1; Team 1-(-1). **ISU:** Darrius Gates 15-61, 2 TD; Alex Bettag 1-35; Shakir Bell 5-26; Brock Lough 2-4; George Cheeseborough 1-(-2); Ronnie Fouch 5-(-3).

**PASSING: UNI:** Tirrell Rennis 9-14-1, 163. **ISU:** Ronnie Fouch 17-36-1, 200, 1 TD.

**RECEIVING: UNI:** Maurice Turner 2-26; Carlos Anderson 2-21; Jarred Herring 2-15; Josh Collins 1-45; Schuyler oordt 1-44; Montari Leonard 1-12. **ISU:** Alex Jones 5-39; Justin Hilton 4-86, 1 TD; Bryant Kent 4-40; Darrius Gates 2-15; Leonard Riston 1-17; Brock Lough 1-3.

## Week 10 Recap -- @ Youngstown State (Nov. 13, 2010)

### Game 10

**Indiana State 30, Youngstown State 24**



November 13, 2010  
 Memorial Stadium  
 Terre Haute, Ind.  
 10.483



**YOUNGSTOWN, Ohio** - The Indiana State football program secured its first winning season since 1996 - a span of 13 seasons with a record under .500 - with a thrilling 30-24 road victory over Youngstown State in front of 10,483 at Stambaugh Stadium.

ISU improves to 6-4, 4-3 MVFC while YSU finishes its season with a record of 3-8, 1-7 MVFC.

The Sycamores posted back-to-back winning seasons in 1995 (7-4) and 1996 (6-5) and have failed to finish over .500 since those two campaigns. Those memories were erased with today's victory over the Penguins which assures that ISU can finish no worse than .500 this season. The win was only the second for the Sycamores in 20 tries against Youngstown State, both of which have come on the road (the other was in 1995).

ISU also snapped a 36-game road losing streak with the victory over the Penguins, earning its first victory away from Memorial Stadium since a 2004 overtime victory over Eastern Illinois and posted the program's first road conference victory since a 2002 win at Southern Illinois.

The Sycamore efforts was led by junior quarterback Ronnie Fouch who completed 16-of-23 passes for 290 yards and four touchdowns. Fouch tied the school record with seven games this season of over 200 yards passing (all have come in succession) and his four touchdowns passes against Youngstown State marks the third time he has accomplished the feat this season (also against Quincy and Illinois State). His 20 touchdown passes this season is a new single-season ISU school record breaking the old standard of 17 set by Jeff Miller in 1985.

Fouch's 20 touchdown passes are also a big reason why ISU has now scored 330 points this season which is the most ever scored by a Sycamore team in one year breaking the old record of 319 set by the 1992 squad. ISU also has posted 45 total touchdowns this year which is two more than the 43 scored by the Sycamores of that same 1992 campaign.

Fouch's top target on the day was tight end Alex Jones who caught five passes for 147 yards and a pair of touchdown catches while Bryant Kent finished with four receptions for 79 yards and a pair of scores.

Indiana State converted a pair of two-point conversions in the game, the first after their first score in which the Penguins were flagged for offsidess on the Sycamores' first two attempts, giving the Trees the football inside the one-yard line. ISU then converted a second two-point conversion in the game's second quarter to move ahead 23-17.

Defensively, the Sycamores were led in tackles by sophomore Jacoby Washington with 14 total tackles, including 1.5 sacks and 2.5 tackles for loss. The Sycamores recorded four interceptions in the contest the most since the 1980 campaign when ISU picked Eastern Illinois off five times. Leading the way in the secondary was Calvin Burnett who posted a pair of interceptions for 39 yards while CJ Cook ended a second quarter Penguin drive with a pick and nine-yard return and Larry King ended a fourth quarter YSU march with an interception in the end zone.

ISU's leading rusher was Darrius Gates who finished with 73 yards for 16 yards while Brock Lough added 49 yards on eight carries.

YSU jumped on top of the Sycamores 7-0 with 12:36 left in the first quarter by going 23 yards on six plays as Adaris Bellamy plowed into the end zone from one-yard out. The Penguin score was set up by a Gates fumble on the Sycamores' second play from scrimmage.

ISU answered with 11:56 left in the opening stanza on a 68-yard touchdown pass from Ronnie Fouch to Alex Jones which was the longest scoring catch of Jones' career and the second longest scoring strike of the season. With YSU holding a 7-6 lead, the Penguins jumped offsidess on successive PAT attempts, which allowed the Trees to hand the ball off the Gates from one-yard out for the two-point conversion and an 8-7 lead.

After a defensive stop, the Fouch struck again, this time a 50-yard TD to Kent with 6:45 left in the first quarter to give the Sycamores a 15-7 lead. YSU came right back with a five-yard run by Jeamine Cook to make it 15-14.

After a 19-yard field goal by YSU's Stephen Blose with 7:27 left in the second quarter, YSU took a 17-15 lead. ISU would be the last team to score before the break as Fouch found Kent across the middle from 11 yards out with 1:45 left before intermission and a two-point conversion pass from Fouch to Riston gave ISU the 23-17 advantage.

Cook intercepted Kurt Hess on the next drive and gave the Sycamores the chance to extend their lead and appeared to do just that as Fouch got to the one-yard line after scrambling out of the pocked. Fouch went airborne at the one in an attempt to score by fumbled the ball out of the back of the end zone to keep the score at 23-17 at the half.

ISU got a defensive stop to open the third quarter and padded their lead with an eight-yard scoring pass from Fouch to Jones with 12:14 on the clock to make it 30-17. YSU got another one-yard TD rush from Bellamy with 1:46 left in the third quarter to make it 30-24.

The Sycamore defense took over from there as the YSU offense entered the red zone twice in the game's final quarter. The first drive ended with King's interception mid-way through the fourth quarter and the final drive ended at the 11-yard line as time expired with Hess' pass went through the back of the end zone to secure ISU's historic road victory over Youngstown State.

<b>Indiana State</b>	<b>15</b>	<b>8</b>	<b>7</b>	<b>0</b>	<b>30</b>
<b>Youngstown St.</b>	<b>14</b>	<b>3</b>	<b>7</b>	<b>0</b>	<b>24</b>

#### Scoring Summary

1st	12:36	Bellamy 1-yd run (Blose kick) (6-23-1:52)	0-7
1st	11:56	Jones 68-yd pass from Fouch (Gates rush) (2-79-0:33)	8-7
1st	6:45	Kent 50-yd pass from Fouch (Little kick) (6-66-3:25)	15-7
1st	4:00	Cook 5-yd run (Blose kick) (8-72-2:39)	15-14
2nd	7:27	Blose 19-yd field goal (10-46-4:09)	15-17
2nd	1:45	Kent 11-yd pass from Fouch (Riston pass) (11-69-5:34)	23-17
3rd	12:14	Jones 8-yd pass from Fouch (Little kick) (4-52-1:34)	30-17
3rd	1:46	Bellamy 1-yd run (Blose kick) (13-81-6:25)	30-24

#### Team Statistics

	<b>INS</b>	<b>YSU</b>
First Downs	17	21
Rushing	6	11
Passing	11	9
Penalty	0	1
Net Yards Rushing	171	209
Rushing Attempts	33	49
Net Yards Passing	290	241
Cmp.-Att.-Int.	16-24-1	13-29-4
Total Offense Yards	461	450
Total Offense Plays	57	78
Fumbles: No.-Lost	3-2	0-0
Penalties: No.-Yards	4-41	5-18
Punts-Yards	5-177	3-128
Avg.. Yards Per Punt	35.4	42.7
Punt Returns: No.-Yards	1-6	2-16
Kickoff Returns: No.-Yards	5-92	5-76
Interceptions: No.-Yards	4-48	1-0
Possession Time	28:57	31:03
Third Down Conversions	8-13	8-17
Fourth Down Conversions	0-0	2-4
Red Zone Scores-Chances	2-2	4-6
Sacks By: No.-Yards	2-7	0-0
PAT Kicks	2-2	3-3
Field Goals	0-0	1-1

#### Individual Statistics

**RUSHING: ISU:** Darrius Gates 16-73; Brock Lough 8-49; Ronnie Fouch 2-31; Shakir Bell 5-16; Demory Lawshe 2-2. **YSU:** Adaris Bellamy 18-78, 2TD; Jamaine Cook 2-77, 1 TD; Kurt Hess 6-28; Kevin Watts 1-15; Dominique Barnes 3-11.

**PASSING: ISU:** Ronnie Fouch 16-23-1, 290, 4TD; Darrius Gates 0-1-0, 0. **YSU:** Kurt Hess 12-27-4, 191; Dominique Barnes 1-1-0, 50; Team 0-1-0, 0.

**RECEIVING: ISU:** Alex Jones 5-147, 2 TD; Bryant Kent 4-79, 2 TD; Ednut Egberongbe 3-25; Brock Lough 2-23; Justin Hilton 1-11; Darrius Gates 1-5. **YSU:** Dominique Barnes 10-132; Ely Ducatel 2-61; Andre Barboza 1-48.