

INDIANA STATE

2014 Football Game Notes



No. 21/25 INDIANA STATE AT No. 16/18 EASTERN KENTUCKY

Roy Kidd Stadium (20,000), Richmond, Ky.

November 29, 2014, 1:04 p.m. ET

ON THE AIR

TELEVISION

National Broadcast.....ESPN3
Play-By-Play.....Michael Reghi
Analysis.....Dustin Fox
Online.....WATCHESPN.com

RADIO

Sycamores Sports Properties/Learfield Sports Network
Play-By-Play.....Brian Jennings
Analysis.....Tom James
Online.....GoSycamores.com / 959dukefm.com

SERIES CAPSULE

Series History.....Eastern Kentucky Leads 6-1
In Richmond.....Eastern Kentucky Leads 3-0
In Terre Haute.....Eastern Kentucky Leads 3-1
At Neutral Site.....Never Met
First Meeting.....1926
Last Meeting.....2000
Last Meeting In Richmond.....1999
Current Streak.....Eastern Kentucky Leads 6
Sanford vs. Eastern Kentucky.....First Meeting
Hood vs. Indiana State.....First Meeting

SYCAMORE COACHES

Mike Sanford.....Head Coach
Brian Cabral.....Associate Head Coach/DC/LB
Brian Sheppard.....Offensive Coordinator/QB
Joe Bever.....Recruiting Coordinator/WR
Jami DeBerry.....Special Teams Coordinator/Safeties
Jayden Everett.....Running Backs
Jeff Mills.....Defensive Line
Vince Natali.....Offensive Line
Anthony Perkins.....Defensive Secondary
Aaron Archie.....Linebackers
Matt Murphy.....Tight Ends



INDIANA STATE 7-5 Overall; 4-4 MVFC

Head Coach.....Mike Sanford
Alma Mater.....USC (1978)
Indiana State Record.....8-16 (2nd Season)
Career Record.....24-59 (7th Season)
Media Relations.....Ace Hunt
Hunt Email.....ace.hunt@indstate.edu
Hunt Cell.....812-243-5568
Official Website.....GoSycamores.com

INDIANA STATE SCHEDULE

Date	Opponent	Time/Result
Aug. 30	at Indiana	L, 10-28
Sept. 6	Tennessee Tech	W, 49-14
Sept. 13	at Ball State	W, 27-20
Sept. 27	No. 22/23 Liberty	W, 38-19
Oct. 4	No. 10 Northern Iowa *	W, 20-19
Oct. 11	No. 15 Illinois State *	L, 18-20
Oct. 18	at No. 1 North Dakota State *	L, 17-34
Oct. 25	at No. 19/20 Southern Illinois *	W, 41-26
Nov. 1	Missouri State *	W, 20-18
Nov. 8	No. 22 South Dakota St. *	L, 17-32
Nov. 15	at No. 15/16 Youngstown St. *W, 27-24 (ot)	
Nov. 22	at Western Illinois *	L, 20-34
Nov. 29	at No. 16/18 Eastern Kentucky! 1:04 p.m.	

* Missouri Valley Football Conference Game; ! FCS Playoffs



EASTERN KENTUCKY 9-3 Overall; 6-2 OVC

Head Coach.....Dean Hood
Alma Mater.....Ohio Wesleyan (1986)
EKU Record.....49-32 (7th Season)
Career Record.....49-32 (7th Season)
Media Relations.....Michael Clark
Clark E-mail.....michael.clark@eku.edu
Clark Phone.....859-622-6170
Official Website.....EKUSports.com

EASTERN KENTUCKY SCHEDULE

Date	Opponent	Time/Result
Aug. 28	at Robert Morris	W, 29-10
Sept. 6	at Miami (Ohio)	W, 17-10
Sept. 13	Morehead State	W, 55-13
Sept. 27	at UT-Martin *	W, 49-24
Oct. 4	at Austin Peay *	W, 31-0
Oct. 11	Eastern Illinois *	W, 36-33 (ot)
Oct. 18	at Tennessee Tech *	L, 31-39
Oct. 25	Southeast Missouri St. *	W, 33-21
Nov. 1	at Tennessee State *	W, 56-42
Nov. 8	No. 4 Jacksonville St. *	L, 6-20
Nov. 15	Murray State *	W, 43-36
Nov. 22	at Florida	L, 3-52
Nov. 29	No. 21/25 Indiana State *	1:04 p.m.

* Ohio Valley Conference Game ! FCS Playoffs

QUICK HITS

>>> The No. 21/25 Indiana State Sycamores begin their 2014 NCAA FCS Playoff journey when they travel to No. 16/18 Eastern Kentucky on Saturday, November 29. Kick-off is set for 1:04 p.m. (ET) and will be televised worldwide on ESPN3 and the WatchESPN app. This is the 110th season of intercollegiate football at Indiana State University.

>>> Indiana State has played seven of its last nine games against nationally-ranked teams and are 4-3 against those teams. This is the first season an Indiana State team has defeated four nationally-ranked teams since joining the MVFC 29 seasons ago.

>>> Connor Underwood owns the Indiana State school record with 27 career quarterback sacks after he tacked on his latest at Youngstown State. Underwood is one quarterback away from Dan Brandenburg's record of 13 sacks in one season, set in 1993. Mike Perish broke Jeff Miller's school record of 40 career touchdown passes when he notched his 41st at Youngstown State.

Media Services

GoSycamores.com

The Official Online Home of Sycamore Athletics

ISU Athletics and Sycamore football information can be accessed online at all times. Complete statistics, notes, recaps, features and archives, as well as live video, are available at GoSycamores.com.

Social Media

Indiana State football information can be found on facebook.com/Sycamores as well as twitter.com/IndianaStateFB & IndStAthletics

Radio Show

Head coach Mike Sanford will join play-by-play voice Brian Fritz every Monday for the Mike Sanford Radio Show at 6:00 p.m. The show will take place live from 7th & Elm Bar And Grille in Terre Haute and will air on WIBQ 1230 AM in the Wabash Valley.

Interview Availability

Each day on game week, ISU players will be available at Memorial Stadium 30 minutes after each practice session. Coach Mike Sanford will be available at this time or upon prior arrangements with the ISU Athletics Media Relations Office. Please call Ace Hunt at (812) 243-5568 to confirm practice times or schedule an interview with Coach Sanford or the Sycamore student-athletes through the week. All interviews are to be coordinated through the Media Relations Office. This allows the staff to arrange the interview when it best suits the student athlete's and reporter's schedules. Please contact the Media Relations Office in advance to make your interview requests. **Media are not permitted to contact student-athletes on their own at any time.**

MVFC Teleconference

All nine league head coaches are available on the league's weekly coaches' teleconference on Tuesday's during the regular season. The call begins at 11:00 a.m. and coach Sanford will make his weekly appearance beginning at 11:12 a.m. Media members may call 877-393-4731 to join the teleconference.

Postgame Policies

Ace Hunt will coordinate all postgame interviews for the Sycamores, as the locker room is closed to media. On the road, Coach Sanford and selected players will be made available after a brief cooling off period in an area outside the locker room or a space designated by the host school. At home, both team's head coaches as well as selected players will be made available in the interview area located inside the Memorial Stadium Fieldhouse.

The Indiana State Head Coach

Indiana State head coach Mike Sanford (Southern California, 1978) is 24-59 (.289) overall in his seventh season as a head coach and is 8-16 (.333) in his second season with Indiana State. He is 4-12 all-time in MVFC games, including an 2-6 mark at home and an 2-6 mark on the road. During his career, he is 18-24 in all home games, 6-35 on the road and 8-8 in games decided by three points or less. Sanford is 0-0 all-time against Eastern Kentucky and is 0-0 against the Colonels on the road. With the Trees, Sanford is 1-0 in overtime games and 0-1 in shutouts. Saturday's game is Mike Sanford's 25th as the Indiana State head coach and his 84th as a collegiate head coach.

The Eastern Kentucky Head Coach

Dean Hood is 49-32 in seven seasons at the helm of the Eastern Kentucky football program. He has never faced Indiana State.

Scouting The Colonels

Eastern Kentucky finished the regular season with a 9-3 overall record and a 6-2 mark in Ohio Valley Conference play. The Colonels loses where on the road to Tennessee Tech at home to Jacksonville State and last week at Florida.

A Little History

This marks the 110th season of football at Indiana State, dating back to 1896. The University did not field teams from 1899 to 1900, 1908 or from 1910 to 1919. ISU owns an all-time record of 366-494-22 and is competing for the 29th consecutive season as a member of the Missouri Valley Football Conference.

The Eastern Kentucky Series

Eastern Kentucky is 6-1 all-time against Indiana State in a series which was first played in 1926 and will be renewed this weekend for the first time since 2000. In Richmond, EKU is 3-0 against Indiana State and has won each of their six contests against the Sycamores.

Television Particulars

The Eastern Kentucky game will be televised worldwide on ESPN3 as well as the WatchESPN app. ESPN3 is an internet based service that is free to those with a valid internet or television provider subscription. ESPN3 is also free for use on college campus and United State military bases.

FCS Playoff Bound For The First Time Since 1984

The Indiana State Sycamores received an at-large berth into the 2014 NCAA FCS Playoffs. It marks their first appearance in the national tournament since 1984. The Sycamores also qualified for both the 1983 & 1984 postseason playoffs. Overall, Indiana State is 1-2 in FCS Playoff action, with their last win coming at home in 1983 against Eastern Illinois. That year the Sycamores fell in the second round to eventual national champion Southern Illinois. In 1984, the Sycamores fell 42-41 to Middle Tennessee State in the opening round. The Sycamores are looking for the first-ever road victory in FCS Playoff action and the first overall since 1983.

Sycamores Against The 2014 FCS Playoff Field

Indiana State finished the 2014 regular season with a 2-3 mark against the FCS Playoff field (Won vs. Liberty, Northern Iowa; Lost vs. Illinois State, South Dakota State, North Dakota State). Additionally, the Sycamores won a school-record four games against teams ranked in the nation's Top 25. They joined North Dakota State and Illinois State as they only teams to record four victories over nationally-ranked foes in 2014.

Sycamores In The National Rankings For School Record Ninth Consecutive Week

Six Missouri Valley Football Conference programs find themselves ranked in both major national poll this week, including Indiana State. The Sycamores are No. 25 in The Sports Network FCS Top 25 and are ranked for a school-record ninth consecutive week. This year's run tops the previous best of seven straight weeks in 2012. In The FCS Coaches Poll, Indiana State checks in at No. 21 and this marks their eighth straight mention in the Top 25, according to FCS Coaches. Eastern Kentucky is ranked No. 16 by The Sports Network and No. 18 according to the FCS Coaches.

Indiana State Counted Among The Most Improved In FCS Football

The Sycamores head into the NCAA FCS Playoffs owning the biggest turnaround in FCS football. Indiana State has improved its 1-11 record in 2013 to a 7-5 mark so far in 2014. That equates to a +6.0 differential (take difference in number of wins, add difference in number of defeats and divide by 2) which is tops in the nation. Plus six is the MVFC record, achieved twice in league history by Southern Illinois (2003) and Western Illinois (2010).

Mark Sewall And Eric Heidorn Named MVFC Player Of The Week; Sewall Also Nationally

Indiana State's Mark Sewall was honored by both The Sports Network and the College Sporting News as the National Defensive Player Of The Week. He also took home his first career MVFC Defensive Player Of The Week while Eric Heidorn was named the Valley Football Special Teams Player Of The Week. Sewall

An Indiana State Win Over Eastern Kentucky Would ...

- Be the Sycamores' 8th win of the season — a new record of the program in MVFC era (29 seasons) and tied fourth-best all-time with the 1979 team. Eight wins would be the most since the team has achieved nine in both 1983 & 1984.
- Be the Sycamores' first victory in the FCS playoffs since a 1983 win over Southern Illinois and its first-ever in the FCS Playoffs on the road.
- Give the Sycamores their first ever victory on the road against the Colonels in four attempts and their first win over Eastern Kentucky since 1926.

provided the big play the Sycamores needed to earn the win over the Penguins. Sewall posted 12 tackles, two fumble recoveries, two pass breakups and one quarterback hurry but it was his overtime interception which propelled the team to victory. Tied at 24, on Youngstown State's first offensive play in overtime, Sewall came off the edge and tipped the Penguins' pass attempt then leapt several yards in the air to haul in the interception. With YSU in the red zone on their first offensive possession of the game, Sewall picked up a fumble to stop that drive. He also recovered a fumble early in the second quarter to set Indiana State up at the YSU 31. His overtime interception set the stage for Eric Heidorn's game-winning 28-yard field goal in overtime for the 27-24 victory. Heidorn also made a 25-yard field goal in the fourth quarter as part of the victory.

Winning The Turnover Battle And Ranked Third Nationally Doing It

Indiana State enters the FCS Playoffs leading the nation with a +12 turnover margin. They are one just eight teams nationally that has a double digit positive turnover margin in 2014. For the season, Indiana State has made those turnovers count as they hold a 112-52 advantage in points off turnovers. Mike Perish has thrown 17 touchdown passes against just eight interceptions.

Sycamores With Seven Wins For Just Third Time Since Joining MVFC

The Indiana State Sycamores currently stand at 7-5 with a 4-4 record in Missouri Valley Football Conference play. With one more victory the Sycamores will have their eighth victory of the season – a mark that has never been hit before by the program in 29 seasons of MVFC play. The Sycamores also won at least four MVFC games for just the eighth time since joining the league prior to the 1986 campaign.

Connor Underwood Sets New School Record For Career Sacks

Indiana State junior linebacker Connor Underwood recorded a quarterback sack in the 27-24 overtime victory over Youngstown State and owns the school record in that category with 27. Underwood is averaging 6.9 tackles per game to rank tied for 19th in the league. Underwood is third in the league in quarterback sacks per game with a 1.09 average, a mark which ranks tied for 11th nationally. He has 12 total sacks for a loss of 52 yards. He also has 21.5 tackles for a loss this year which is second in the MVFC and ranks tied for sixth in FCS football. Underwood has 49 tackles for a loss in his career and needs only 5.5 more to tie Kyle Mitchell's school record of 54.5. Additionally, Underwood is just one quarterback sack away from tying the single-season school record of 13 set by Dan Brandenburg in 1993.

Sycamores Have Earned Two Victories This Year In Ranked vs. Ranked Games

Indiana State is in The Sports Network FCS Top 25 for the ninth consecutive week and have played seven opponents in the last nine games that also appear in the nation's Top 25. The run began against No. 22/23 Liberty and continued versus No. 10 Northern Iowa, No. 15 Illinois State, No. 1 North Dakota State, No. 19 Southern Illinois, No. 22 South Dakota State and No. 15 Youngstown State. The Sycamores are 4-3 on the season against nationally-ranked opponents and played their sixth game of the season which features two ranked teams against the Penguins. Prior to the 2014 campaign, the Sycamores had played in just seven ranked vs. ranked contests and the YSU game was their sixth of this season. Indiana State entered the season with no victories against a ranked team while ranked themselves. The Indiana State wins against UNI, SIU and YSU this season are their first in the MVFC era in a battle of two ranked FCS teams.

Mike Perish Climbing The Sycamore Record Books As Senior Quarterback

Mike Perish enters the FCS Playoffs ranked second all-time in career passing yards with 6,138. For his career he is 567-of-967 for 6,138 yards and 41 touchdowns. Perish recently broke Jeff Miller's (1982-85) mark for career touchdowns thrown and will need 310 more through the remainder of his senior season to top Miller's current mark of 6,448 passing yards. Perish's 2,957 passing yards in 2014 ranks as a new Indiana State single-season record. Additionally, he needs three more touchdown passes to equal Ronnie Fouch's school record of 20 set in 2010 and his 2,772 yards of total offense ranks second best all-time to Baggett's 2,814 yards in '05. He needs 42 more to equal that record.

National Polls

The Sports Network -- Top 25 (November 24, 2014)

Team	Record	Points	LW
1. New Hampshire Wildcats (93)	10-1	3,585	1
2. North Dakota State Bison (39)	11-1	3,472	3
3. Jacksonville State Gamecocks (14)	10-1	3,360	4
4. Eastern Washington Eagles	10-2	3,191	5
5. Villanova Wildcats	10-2	2,962	6
6. Coastal Carolina Chanticleers	11-1	2,783	2
7. Illinois State Redbirds	10-1	2,766	8
8. Chattanooga Mocs	9-3	2,494	9
9. Fordham Rams	10-2	2,362	7
10. Northern Iowa Panthers	8-4	2,328	11
11. Southeastern Louisiana Lions	9-3	2,326	10
12. Montana Grizzlies	8-4	2,027	13
13. Harvard Crimson	10-0	1,620	15
14. South Dakota State Jackrabbits	8-4	1,592	16
15. James Madison Dukes	9-3	1,558	17
16. Eastern Kentucky Colonels	9-3	1,486	14
17. Montana State Bobcats	8-4	1,411	12
18. Richmond Spiders	8-4	1,130	21
19. Sam Houston State Bearkats	8-4	940	23
20. Liberty Flames	8-4	648	NR
21. Youngstown State Penguins	7-5	551	20
22. Bethune-Cookman Wildcats	9-3	463	25
23. William & Mary Tribe	7-5	459	22
24. Idaho State Bengals	8-4	404	NR
25. Indiana State Sycamores	7-5	399	18

Others receiving votes: Sacred Heart 350, McNeese State 261, North Carolina A&T 75, Stephen F. Austin 74, Charleston Southern 67, Yale 42, Lamar 35, Bryant 24, Samford 23, **Southern Illinois 22**, Morgan State 22, Alcorn State 20, Cal Poly 17, Dartmouth 16, Northern Arizona 12, Grambling State 11, Jacksonville 11, Bucknell 9, South Carolina State 8, Wagner 7, North Carolina Central 6, Jackson State 5, Western Carolina 5, San Diego 4, Albany 3, Sacramento State 3, Central Arkansas 1.

FCS Coaches Poll -- Top 25 (November 24, 2014)

Team	Record	Points	LW
1. New Hampshire (20)	10-1	644	2
2. Jacksonville State (1)	10-1	610	3
3. North Dakota State (4)	11-1	605	4
4. Eastern Washington	10-2	569	5
5. Villanova	10-2	528	6
6. Coastal Carolina (1)	11-1	519	1
7. Illinois State	10-1	486	7
8. Chattanooga	9-3	462	9
9. Southeastern Louisiana	9-3	448	10
10. UNI	8-4	419	11
11. Montana	8-4	371	13
12. Fordham	10-2	359	8
13. South Dakota State	8-4	317	15
14. Harvard	10-0	309	14
15. James Madison	9-3	248	22
16. Richmond	8-4	244	21
17. Montana State	8-4	238	12
18. Eastern Kentucky	9-3	217	16
19. Sam Houston State	8-4	126	NR
20. Bethune-Cookman	9-3	122	24
21. Indiana State	7-5	108	18
22. Sacred Heart	9-2	91	25
23. Liberty	8-4	82	NR
24. William & Mary	7-5	66	19
25. Youngstown State	7-5	56	20

Others Receiving Votes: Charleston Southern 28, North Carolina A&T 27, Sam Houston State 23, Yale 15, **Southern Illinois 14**, Northern Arizona 13, Bryant 11, South Carolina State 9, Idaho State 7, Stephen F. Austin 3, Central Arkansas 3, Bucknell 2, **Liberty 2**, Presbyterian 1.

2014 MVFC Members & Opponents In Bold

Indiana State Plays From Scrimmage Of Over 30 Yards

Play Type.....	Player	Yardage
Rush.....	LeMonte Booker (MSU)	87
Pass.....	Owens from Perish (TTU)	79
Pass.....	Owens from Perish (TTU)	63
Rush.....	Logan (at SIU)	59
Pass.....	Logan from Perish (at WIU)	56
Pass.....	Tonyan from Perish (at WIU)	54
Rush.....	Dimitri Taylor (Liberty)	49
Pass.....	Johnson from Perish (at YSU)	48
Rush.....	Dimitri Taylor (UNI)	47
Pass.....	Harris from Perish (at SIU) (TD)	47
Pass.....	Owens from O'Leary (UNI) (TD)	38
Pass.....	Tonyan from Perish (at SIU) (TD)	38
Rush.....	LeMonte Booker (TTU) (TD)	37
Pass.....	Johnson from Adam (ILS) (TD)	37
Rush.....	Logan (SDSU)	36
Pass.....	Johnson from Perish (at NDSU)	35
Pass.....	Harris from Perish (at SIU)	35
Pass.....	Tonyan from Perish (SDSU)	35
Pass.....	Owens from Perish (TTU) (TD)	31

Indiana State's Trio Among Top Valley Pass Defenders

Indiana State's Travis Starks, Mark Sewall and DeJuan Lang are among the Missouri Valley Football Conference's top pass defenders as Starks leads the league with 17 passes defended while Sewall has 14 to rank second and Lang owns 11 for sixth. Starks is also tied for the league lead with four interceptions while Lang and Sewall are tied for third with three picks.

Jameer Thurman Named To Capital One Academic All-District Team

Indiana State sophomore linebacker Jameer Thurman has been named to the Capital One Academic All-District Team as selected by the members of the College Sports Information Directors of America. Thurman maintains a 3.71 grade point average in Civil Engineering. He has 65 total tackles on the year, including 6.5 for a loss and two quarterback sacks. He also owns a team-best three fumbles forced as well as a fumble recovery. Thurman's 6.5 tackles for per game ranks 25th in the MVFC while his 6.5 tackles for a loss are ranked tied for 18th. He is tied for the league lead in fumbles forced.

Hidden Ball Trick Leads To Lead And National Honors; Goes Viral On Internet

Trailing 18-17 to Missouri State, the Indiana State Sycamores needed a big play on special teams and they received it when the team used a hidden ball, rugby-type huddle play which netted a key 32-yard kickoff return by Aaron Killebrew to put the Sycamores on the edge of field goal range. Following four plays from scrimmage, junior kicker Eric Heidorn hit a 38-yard field goal with six seconds remaining for a 20-18 lead and the eventual victory. Killebrew and Heidorn combined to share the Missouri Valley Football Conference's Special Team Player Of The Week award while Heidorn was also named a College Sporting News National All-Star. Additionally, the play was named ESPN SportsCenter's No. 3 Top Play and was rated as ESPN.com's Top College Football Trick Play this week. The play was also featured on the front of both Yahoo! Sports and SB Nation. A clip of the play posted on Youtube garnered over 1.1 million views this week as well.

Sycamores Grab Victory Bell With First Win Over Ball State Since 1987

The Indiana State celebrated the 28th anniversary of their first Missouri Valley Football Conference contest and victory over Missouri State in 1986 by taking the Blue Key Victory Bell from in state rival Ball State for the first time since 1987. The Sycamores' 27-20 road victory in front of a near sell-out crowd in Muncie renewed a series that dates back to 1924 for the first time since 2003. The win was ISU's first over Ball State since 1987 and its first in Muncie since 1982. Additionally, the Sycamores picked up their second win over an FBS opponent in the last four seasons and its first over a Mid-American Conference team since a 2001 win at Eastern Michigan.

Sycamores Face 1st-and-55 Situation And Still Convert Touchdown

The Sycamore offense pulled off an extremely rare feat in their final drive of the first quarter against Tennessee Tech. The Sycamores took over at their own 17-yard line and drove all the way to the Tennessee Tech 33 in 11 plays. On 1st-and-10 from the TTU 33-yard line, the Sycamores were called for an illegal block and two dead ball personal foul penalties which accounted for 45 lost yards on the play. That resulted in the ball being moved all the way back to the Indiana State 22-yard line, which is just five yards ahead of where the drive began. ISU completed back-to-back seven-yard passes to make it 3rd-and-41 before Mike Perish found Gary Owens for a 63-yard pass which moved the ball down to the Tennessee Tech 1-yard line. Not only did ISU face a 1st-and-55 and had over 40 yards to gain on third down, they also overcame the tough down and distance to not only pick up the first down but scored as time ran out in the period on a one-yard touchdown run from LeMonte Booker.

Sycamores Against The Missouri Valley Football Conference

Indiana State is in its 29th season as a member of the MVFC. ISU's first season as a league member came in 1986 when it went 1-5 through a six-game league schedule. The Sycamores are 56-126 in MVFC contests all-time.

In Overtime

The Sycamores have played in 13 overtime contests since the rule was established for regular season games in the NCAA FCS Subdivision in 1996. The Sycamores are 8-5 in games that have used an extra period. ISU's last overtime contest came in the form of a 27-24 road victory over Youngstown State in 11th game of the 2014 campaign.

Up Next

The winner of this weekend's Indiana State at Eastern Kentucky FCS Playoff Game will travel to No. 8 national seed Chattanooga for a second round contest on Saturday, December 6. Kick-off for that game, which will be televised on ESPN3, is set for 1:00 p.m. (ET).

Tale Of The Tape



	ISU	EKU
Record	7-5	9-3
Points/Game	25.3	32.4
Points Allowed Avg.	24.0	24.0
First Downs	221	253
Rushing Yards Avg.	96.7	229.4
Rushing Defense Avg.	169.6	140.8
Passing Yards Avg.	268.2	188.2
Passing Defense Avg.	200.8	260.8
Total Offense Avg.	364.9	417.7
Total Defense Avg.	370.3	411.5
Interceptions-Yards	12-113	15-209
Punt Returns-Yards	14-169	40-259
Kickoff Return-Yards	36-669	42-989
Fumbles-Lost	13-7	30-11
Penalties-Yards	86-807	86-750
Time of Possession	28:13	28:50



2014 Statistical Leaders

Rushing	GP	Att.	Gain	Loss	Net	Avg	TD	Lg	Avg/G
Buck Logan	11	154	778	35	743	4.8	7	59	67.5
L. Booker	10	56	348	9	339	6.1	3	87	33.9

Passing	GP	Comp	Att	Int	Pct	Yds	TD	Lg	Avg/G
Mike Perish	11	271	444	8	61.0	2957	17	79	268.8

Receiving	GP	No	Yds	Avg	TD	Lg	Avg/G
Gary Owens	12	60	746	12.4	4	79	62.2
Robert Tonyan	11	49	663	13.5	3	54	60.3

Total Offense	GP	Plays	Rush	Pass	Total	Avg/G
Mike Perish	11	498	-185	2957	2772	252.0
Buck Logan	11	154	743	0	743	67.5

Defense	GP	UA	A	Tot	TFL	Sack	Int	BrUp	FF
Kendall Walker	12	39	68	107	5-11	1-3	0	2	3
Mark Sewall	12	50	41	91	4.5-10	0-0	3	12	0
C. Underwood	12	41	43	84	21.5-69	12-52	0	4	3

2014 Season Schedule

Aug. 30	at Indiana	L, 10-28
Sept. 6	Tennessee Tech	W, 49-14
Sept. 13	at Ball State	W, 27-20
Sept. 27	No. 22/23 Liberty	W, 38-19
Oct. 4	No. 10 Northern Iowa *	W, 20-19
Oct. 11	No. 15 Illinois State *	L, 18-20
Oct. 18	at No. 1 North Dakota State *	L, 17-34
Oct. 25	at No. 19/20 Southern Illinois *	W, 41-26
Nov. 1	Missouri State *	W, 20-18
Nov. 8	No. 22 South Dakota State *	L, 17-32
Nov. 15	at No. 16 Youngstown St. *	W, 27-24 (ot)
Nov. 22	at Western Illinois *	L, 20-34
Nov. 29	at No. 16/18 Eastern Kentucky !	1:04 p.m.

* Missouri Valley Football Conference Game; ! FCS Playoffs

2014 Statistical Leaders

Rushing	GP	Att.	Gain	Loss	Net	Avg	TD	Lg	Avg/G
D. Mobley	12	236	1430	35	1395	5.9	19	75	116.2
Jared McClain	12	126	679	118	561	4.5	8	36	46.8

Passing	GP	Comp	Att	Int	Pct	Yds	TD	Lg	Avg/G
Jared McClain	12	106	172	9	61.6	1133	5	49	94.4

Receiving	GP	No	Yds	Avg	TD	Lg	Avg/G
Jeff Glover	12	39	672	17.2	3	55	56.0
Devin Borders	12	36	501	13.9	5	70	41.8

Total Offense	GP	Plays	Rush	Pass	Total	Avg/G
Jared McClain	12	298	561	1133	1694	141.2
D. Mobley	12	236	1395	0	1395	116.2

Defense	GP	UA	A	Tot	TFL	Sack	Int	BrUp	FF
Brandon Stanley	12	58	51	109	7-12	0-0	4	2	2
Tyrelle Johnson	12	31	44	75	2.5-15	1-10	1	1	0

2014 Season Schedule

Aug. 28	at Robert Morris	W, 29-10
Sept. 6	at Miami (Ohio)	W, 17-10
Sept. 13	Morehead State	W, 55-13
Sept. 27	at UT-Martin *	W, 49-24
Oct. 4	at Austin Peay *	W, 31-0
Oct. 11	Eastern Illinois *	W, 36-33 (ot)
Oct. 18	at Tennessee Tech *	L, 31-39
Oct. 25	Southeast Missouri St. *	W, 33-21
Nov. 1	at Tennessee State *	W, 56-42
Nov. 8	No. 4 Jacksonville St. *	L, 6-20
Nov. 15	Murray State *	W, 43-36
Nov. 22	at Florida	L, 3-52
Nov. 29	No. 21/25 Indiana State *	1:04 p.m.

* Ohio Valley Conference Game ! FCS Playoffs

Missouri Valley Football Conference

School	Conference			Overall		
	W	L	PCT.	W	L	PCT.
North Dakota State (+3)	7	1	.875	11	1	.917
Illinois State (+3)	7	1	.875	10	1	.909
Northern Iowa (+2)	6	2	.750	8	4	.667
South Dakota State (+1)	5	3	.625	8	4	.667
Indiana State (Ev)	4	4	.500	7	5	.583
Youngstown State (Ev)	4	4	.500	7	5	.583
Southern Illinois (-1)	3	5	.375	6	6	.500
Western Illinois (-1)	3	5	.375	5	7	.417
Missouri State (-3)	1	7	.125	4	8	.333
South Dakota (-4)	0	8	.000	2	10	.167

Schedule & Results

November 29

Indiana State at Eastern Kentucky.....	1:00 p.m.
South Dakota State at Montana State	4:00 p.m.
Stephen F. Austin at Northern Iowa.....	8:00 p.m.
Missouri State at Northern Iowa.....	5:00 p.m.

All Times Eastern

Sycamore Football Trends

Overall.....	7-5
Home.....	4-2
Road.....	3-3
Grass.....	0-0
Turf.....	7-5
Leading after the first quarter.....	4-1
Tied after the first quarter.....	1-1
Trailing after the first quarter.....	2-3
Leading at halftime.....	6-2
Tied at halftime.....	0-0
Trailing at halftime.....	1-3
Leading after the third quarter.....	5-0
Tied after the third quarter.....	1-0
Trailing after the third quarter.....	1-5
Scores first.....	5-2
Opponent scores first.....	2-3
Scoring 20 or more points.....	7-1
Holding an opponent to 20 points or less.....	5-1
Games decided by three points or less.....	3-1
Games decided by 4-10 points.....	1-0
Games decided by 11-20 points.....	2-4
Games decided by 21 points or more.....	1-0
Rushing for 150 yards or more.....	2-0
Passing for 200 yards or more.....	6-3
Total 400 yards or more.....	4-0
Opponent totals less than 200 yards rushing.....	6-1
Opponent totals less than 200 yards passing.....	4-2
Opponent totals less than 400 total yards.....	7-1
Commit fewer turnovers than opponent.....	5-3
Commit more turnovers than opponent.....	1-2
Turnovers equal.....	1-0
Have fewer penalty yards than opponent.....	2-3
Have more penalty yards than opponent.....	5-2
Lead in time of possession.....	4-0
Lead in first downs.....	4-0

0-2

Tracking The 2014 Opponents

1 	at Indiana (3-8) -- Aug. 30 -- L, 10-28 Last Week: at Rutgers L, 23-45 This Week: at Ohio State Noon Next Week: Purdue TBA
2 	Tennessee Tech (4-7) -- Sept. 6 -- W, 49-14 Last Week: Chattanooga L, 17-38 This Week: at Austin Peay 5:00 p.m. Next Week: IDLE
3 	at Ball State (3-7) -- Sept. 13 -- W, 27-20 Last Week: at UMass L, 10-24 This Week: Eastern Michigan 2:00 p.m. Next Week: at Bowling Green 1:00 p.m.
4 	Liberty (8-4) -- Sept. 27 -- W, 38-19 Last Week: Charleston Southern L, 36-38 This Week: at Coastal Carolina 1:00 p.m. Next Week: IDLE/Playoffs
5 	Northern Iowa (8-4) -- Oct. 4 -- W, 20-19 Last Week: at Southern Illinois W, 40-21 This Week: Missouri State 5:00 p.m. Next Week: IDLE/Playoffs
6 	Illinois State (10-1) -- Oct. 11 -- L, 18-20 Last Week: at South Dakota W, 45-26 This Week: Southern Illinois 2:00 p.m. Next Week: IDLE/Playoffs
7 	at North Dakota St. (11-1) -- Oct. 18 -- L, 17-34 Last Week: at Missouri State W, 45-10 This Week: Youngstown State 3:30 p.m. Next Week: IDLE/Playoffs
8 	at Southern Illinois (6-6) -- Oct. 25 -- W, 41-26 Last Week: Northern Iowa L, 21-40 This Week: at Illinois State 2:00 p.m. Next Week: IDLE
9 	Missouri State (4-8) -- Nov. 1 -- W, 20-18 Last Week: North Dakota State L, 10-45 This Week: at Northern Iowa 5:00 p.m. Next Week: IDLE
10 	South Dakota St. (8-4) -- Nov. 8 -- L, 17-32 Last Week: Western Illinois W, 59-24 This Week: South Dakota 3:00 p.m. Next Week: IDLE/Playoffs
11 	at Youngstown St. (7-5) -- Nov. 15 -- W, 27-24 (ot) Last Week: Indiana State L, 24-27 (ot) This Week: at North Dakota St. 3:30 p.m. Next Week: IDLE/Playoffs
12 	at Western Illinois (5-7) -- Nov. 22 -- 2:00 p.m. Last Week: at South Dakota St. L, 24-59 This Week: Indiana State 2:00 p.m. Next Week: IDLE

2014 Opponents & Schedule



Mike Sanford

Indiana State Head Football Coach Second Season

Mike Sanford was named the Indiana State head football coach on December 14, 2012 and is in his second season in charge of the Sycamore program.

The Sycamores had five players named to the All-Missouri Valley Football Conference Team, including Connor Underwood who was earned first team honors. On the offensive line, FN Lutz III was named to the second team while Russell Jones, Tanner Riley and Mark Sewall were each tabbed as honorable mention selections. Underwood tied a school record with four quarterback sacks at Tennessee Tech and also posted six tackles for a loss.

While many newcomers saw significant action in Sanford's first season with the Sycamores, linebacker Jameer Thurman was named to the MVFC All-Newcomer Team and finished second in the MVFC Freshman Of The Year balloting while also placing third in MVFC Newcomer Of The Year voting. Thurman also garnered praise nationally as he was named a second team Freshman All-American. He led all MVFC freshmen in tackles, tackles for a loss and quarterback sacks.

LeMonte Booker was also named to the MVFC All-Newcomer Team for his role as the team's return specialist after he recorded a 97-yard kickoff return for a touchdown against three-time national champion and No. 1 ranked North Dakota State.

With an emphasis on work off the field as well, Lutz III, Riley and Sewall were each named to the MVFC All-Academic Team.

Sanford's hiring came with great excitement from the Terre Haute community and was exhibited by school leaders when he was introduced as head football coach.

"It is with great anticipation that I welcome our new head football coach, Mr. Mike Sanford to the Sycamore Athletics Family," ISU A.D. Ron Prettyman said. "He is a tremendous football coach and an even better person to lead our young men in our football program. His experience, his work ethic, his commitment to education, family and faith are all qualities that will help to shape the future of our program for years to come. Please join me in welcoming Coach Sanford to Indiana State University and Terre Haute."

Sanford is considered one of the nation's top offensive minds and comes to Indiana State from Utah State, where he spent the 2012 season as the assistant head coach, running backs and tight ends coach on Gary Andersen's staff.

"I am extremely excited and passionate about becoming the new head coach of the Sycamore football program," Sanford said. "I look forward to continuing and building upon what this team accomplished over the past three seasons. I especially want to thank Indiana State University President Dan Bradley and Director of Athletics Ron Prettyman for this opportunity."

The Aggies are ranked No. 18 in the Associated Press Poll, No. 20 in the ESPN/USA Today Coaches' Poll and finished No. 22 in the Bowl Championship Series standings. The Aggies defeated Toledo in the Famous Idaho Potato Bowl played at Boise, Idaho on Saturday, December 15 by the score of 45-13.

Utah State has had one of its best overall seasons in school history in 2012 as with an 11-2 record, set the single-season school record for victories, including a school record six at home. USU also won six league games for just the second time in the history of the program and posted the school's first-ever perfect 6-0 conference record en route to the Western Athletic Conference Championship. The Aggies captured their first-ever road victory over a nationally-ranked team when they downed No. 19 Louisiana Tech by the score of 48-41 in overtime. Utah State appeared in the Associated Press Poll for three consecutive

The Sanford File:

PERSONAL

Birthdate: April 20, 1955

Family: Melinda (Wife)
Lindsay (Daughter)
Mike, Jr. (Son)

EDUCATION

College: Southern California, 1978)

PLAYING EXPERIENCE

College: Southern California, 1973-76

COACHING EXPERIENCE

2013-: Head Coach, Indiana State

2012: Assistant HC/RB/TE, Utah State

2010-11: Offensive Coordinator, Louisville

2005-09: Head Coach, UNLV

2003-04: Offensive Coordinator/RB, Utah

2002: Offensive Coordinator/QB, Stanford

1999-01: Wide Receivers, San Diego Chargers

1997-98: Quarterbacks, Notre Dame

1989-96: Wide Receivers, Southern California

1987-88: Quarterbacks, Purdue

1985-86: Offensive Coordinator, Long Beach State

1983-84: Quarterbacks/WR, Long Beach State

1981-82: Quarterbacks/WR/TE, VMI

1979-80: Wide Receivers/TE, Army

1978: Defensive Coordinator, San Diego City

1977: Graduate Assistant, Southern California

weeks for the first time in school history as well as the ESPN/USA Coaches Poll and BCS standings for the first time ever.

Under Sanford's tutelage, Utah State senior running back Kerwynn Williams led the team with 1,277 rushing yards on 200 carries (106.4 ypg) with 12 touchdowns and also led the team with 43 catches for 663 yards and five TDs. Williams led the team with 24 big plays of over 20 yards (17-rushing and 7 receiving) and each had receptions of 74, 76, and 86 yards. The Aggie offense averaged 44.8 points and 502 yards of total offense per game over the final six contests of the year, including senior tight end Kellen Bartlett, who had 18 receptions for 111 yards and four touchdowns.

Williams was one of 17 Utah State players to take home All-Western Athletic Conference honors as he was named to the first team. Bartlett took home Honorable Mention All-WAC plaudits. Of Williams' seven career 100-yard rushing performances, six came in 2012 under Sanford's tutelage. The Aggies were second in the WAC and 26th nationally in total offense (460.5 ypg) as well as second in the WAC and 37th nationally in rushing offense, totaling 192.5 ypg in 2012.

"I'm really happy for Mike. He wants to be a head football coach again and it's hard to get those jobs," said former USU and current Wisconsin head coach Gary Andersen. "I know it's hard for him to leave Utah State University, but he feels like this is a great opportunity and he has made a decision that he thinks betters himself and his family. I'm very supportive of it and I wish him and his family all the best."

Sanford spent the 2003 and 2004 seasons at Utah as offensive coordinator under head coach Urban Meyer and was part of the Utes' 21-2 overall and 13-1 Mountain West two-year stretch, including a 12-0 overall and 7-0 league mark and victory in the 2004 Tostitos Fiesta Bowl.

After the Utes finished last in the Mountain West in scoring offense the season before his arrival, Sanford led Utah to the No. 3 ranking in the nation at 43.3 points per game, third in total offense (499.8 ypg), third in passing efficiency (173.41) and boasted Heisman Trophy finalist Alex Smith, who went on to become the top pick in the 2005 NFL Draft by the San Francisco 49ers. Smith was second in the NCAA in passing efficiency (176.52) and fifth in total offense (298.6 ypg).

During that same season, Utah boasted one of the nation's most balanced offensive attacks, averaging 236.06 yards per game on the ground and 263.67 yards through the air.

"Mike is a fine football coach who I got to know well while we coached together at Utah," Ohio State head coach Urban Meyer said. "I wish him all the best as he takes over the Indiana State program."

Sanford came to Utah State after two seasons at Louisville, where, as offensive coordinator and tight ends coach, he helped improve the Cardinals' offensive passing, from nine touchdown passes in 2009 to 20 in 2010. Louisville scored 23 or more points in nine games, including 56 in a win against Memphis. Sanford also mentored Louisville tight end Cameron Graham who earned first-team all-Big East Conference accolades after catching 40 passes for 470 yards and five touchdowns.

Prior to Louisville, Sanford was head coach at UNLV from 2005-09, where he took over a program that was coming off four consecutive losing seasons. His five seasons at UNLV tied for the third-longest coaching stint in Rebel football history. The Sanford-led Rebels made national headlines in 2008 with an upset win at No. 13 Arizona State. Under Sanford, UNLV's offense set several school records in 2008, highlighted by tying for the top red zone scoring offense percentage (.950) in the nation, matching Ohio State. UNLV's offense was also 15th in the nation in sacks allowed (1.2 pg).

During his time at UNLV, Sanford coached 29 All-Mountain West Conference honorees, including 2007 MWC Defensive Player of the Year Beau Bell, and 2006 MWC Freshman of the Year Ryan Wolfe, who went on to earn three first-team selections. In Sanford's offense, Casey Flair set a school record and tied a MWC record with 47 consecutive games with a reception.

At UNLV, Sanford replaced his college head coach, John Robinson, who retired after a legendary career that included six seasons with the Rebels.

"Mike Sanford is an outstanding football coach," Mike Hamrick, the Director of Athletics at Marshall (and Athletic Director at UNLV at the time of his hiring in Las Vegas) said. "He is a man of integrity and will run a football program that the entire Indiana State University family will be proud of. His teams at UNLV were very competitive and had many big wins over teams such as Utah, Arizona State, Iowa State, Air Force and many others. His reputation as having a brilliant offensive mind is well documented. He will give everything he has to continue the success of Indiana State football."

Sanford was offensive coordinator and quarterbacks coach at Stanford in 2002, returning to the college ranks after three seasons in the NFL as wide receivers coach with the San Diego Chargers from 1999-2001.

"Mike Sanford is a tremendous football coach, but just as important he is great with young people," Mike Riley, head coach of Oregon State said. "He will be a great leader of the program and an excellent teacher for the young men of the Indiana State team. This is a terrific hire for the University."

Sanford's NCAA Division I coaching experience includes stints at Notre Dame, USC, Purdue, Long Beach State, Virginia Military Institute and Army.

As an assistant coach, Sanford has participated in 12 bowl games with five different programs. As the wide receivers coach at USC from 1989-96, Sanford assisted in two Pac-10 championships and two Rose Bowl victories (vs. Michigan in 1990 and Northwestern in 1996). Three of his Trojan receivers were selected in the first round of the NFL Draft: Curtis Conway in 1992, Johnnie Morton in 1993 and Keyshawn Johnson, the No. 1 overall pick in the 1996 draft and a consensus All-American in 1995.

Sanford began his coaching career in 1977 as a graduate assistant at Southern California before earning his bachelor's degree from USC in 1978. Later that year, Sanford started his first full-time coaching position as the defensive coordinator at San Diego City College.

As a player, Sanford was a reserve quarterback for USC's 1973 and 1974 Rose Bowl teams (the 1974 team beat Ohio State for the national championship). He played free safety in 1976 when USC beat Michigan in the Rose Bowl and finished second in the nation.

Sanford, born April 20, 1955, and his wife Melinda have two grown children, a daughter, Lindsay, and a son, Mike, Jr., who is currently the offensive coordinator at Boise State, where he played quarterback from 2001-04.



2014 Week 13 Depth Chart

Offense

QB	15	Mike Perish (6-3, 225, Sr.)
	11	Matt Adam (6-1, 225, Fr.-RS)
TB	5	Buck Logan (5-9, 215, Sr.)
	31	Dimitri Taylor (5-10, 190, Fr.)
WR	1	Travis Reyes (5-11, 190, Sr.)
	4	Gary Owens (5-9, 185, Jr.)
WR	9	A.J. Johnson (6-1, 200, Sr.)
	3	Kyani Harris (5-10, 170, Sr.)
HB	43	Isaac Beverstock (6-1, 220, So.)
	35	Jerry Stephen (6-2, 240, So.)
TE	86	Jamar Brown (6-5, 240, Jr.)
	87	Logan Buske (6-3, 240, Jr.)
LT	70	Dakota Vermillion (6-7, 310, So.)
	72	Kyle Wade (6-5, 280, Jr.)
LG	60	James Officer (6-3, 320, Fr.)
	75	Nick Dachota (6-8, 310, So.)
C	62	Aaron Jelovic (6-3, 305, Sr.)
	60	James Officer (6-3, 320, Fr.)
RG	78	Zach Borens (6-8, 380, So.)
	60	James Officer (6-3, 320, Fr.)
RT	67	Evan Goebel (6-3, 320, Jr.)
	77	Matt Byrne (6-4, 340, Fr.)

Defense

DL	55	Connor Underwood (6-3, 240, Jr.)
	49	Antonio Broadus (6-3, 240, Fr.-RS)
DL	47	Alec Lyons (6-3, 255, So.)
	90	Michael Dawson (6-2, 250, Fr.) or
	53	Justin Diddle (6-4, 295, Fr.)
DL	99	Conlan Cassidy (6-3, 280, So.)
	97	Patrick McCown (6-2, 315, So.)
DL	50	Brady Collins (6-5, 250, Jr.) or
	46	Ian Allen (6-3, 240, Jr.)
LB	11	Garrick Ratliff (6-0, 235, Jr.)
	45	Castille Bayers (6-2, 235, Fr.-RS) or
	23	Jordan Wallace (6-1, 230, So.)
LB	10	Kendall Walker (6-0, 235, Jr.)
	34	Nick Cody (6-2, 235, Jr.)
LB	20	Jameer Thurman (6-0, 215, So.)
	15	T.J. Tuuu (6-2, 225, Sr.)
DB	24	DeJuan Lang (5-9, 180, So.)
	39	Alex Stowers (5-9, 175, Jr.)
DB	3	Donovan Layne (5-11, 195, Sr.)
	30	Tsali Lough (5-9, 195, So.)
DB	21	Mark Sewall (6-0, 210, Jr.)
	22	Phil Wilson (6-0, 200, So.)
DB	7	Travis Starks (5-10, 190, Jr.)
	28	Kevin Beacham (6-0, 175, Fr.)

Special Teams

PK	98	Eric Heidorn (5-8, 180, So.)
	96	Collin Carter (5-10, 190, Fr.)
P	14	Osborn Umeh (6-2, 210, Jr.)
	95	Erik Stevenson (5-11, 190, Fr.)
KO	96	Collin Carter (5-10, 190, Fr.)
	98	Eric Heidorn (5-8, 180, So.)
H	10	Trent Lancaster (6-1, 200, So.)
LS	58	Joshua Appel (6-2, 250, So.)
	77	Matt Byrne (6-4, 340, Fr.)
PR	21	Mark Sewall (6-0, 210, Jr.)
	3	Kyani Harris (5-10, 170, Sr.)
KR	32	Lemonte Booker (6-0, 190, So.)
	31	Dimitri Taylor (5-10, 190, Fr.)

Pronunciations

Joshua Appel	Apple
Issac Beverstock	BEV-er-stock
Logan Buske	BUS-key
Matt Byrne	Burn
Patrick Coyne	Coin
Nick Dachota	DAKOTA
Evan Goebel	GO-bell
Kyani Harris	KEY-yawn-ee
Eric Heidorn	HIGH-dorn
Tsali Lough	Sully
Jacquet McClendon	JAH-ket
Kenyotta Rollins	Ken-YO-dah
Mark Sewall	Suu-ell
Alex Stowers	STOW-ers
TJ Tuuu	Too-oo-oo
Haki Woods	HAH-key

2014 Indiana State Football Numerical Roster

No.	Name	Pos.	Ht.	Wt.	Cl.	Hometown/Previous School
1	Travis Reyes	WR	5-11	190	Sr.-1L	Los Altos Hills, Calif./Louisiana Tech
2	Sampson Levingston	WR	6-1	205	So.-1L	Indianapolis, Ind./Cathedral
3	Donovan Layne	DB	5-11	195	Sr.-3L	Dayton, Ohio/Chaminade-Julienne
3	Kyani Harris	WR	5-10	170	Sr.-1L	Daly City, Calif./San Francisco CC
4	Gary Owens	WR	5-9	185	Sr.-1L	Mesquite, Texas/Trinity Valley CC
5	Buck Logan	RB	5-9	215	Sr.-1L	Highland Park, Mich./Sacramento CC
6	Ernest Alexander	RB	5-8	205	Fr.-HS	Lawrenceville, Ga./Archer HS
7	Travis Starks	DB	5-10	190	Jr.-2L	Chicago, Ill./St. Rita of Cascia
8	Lafaele Fautanu	TE	6-2	260	Jr.-TR	Fresno, Calif./Fresno City CC
9	A.J. Johnson	WR	6-1	200	Sr.-1L	Oklahoma City, Okla./Hutchinson CC

10	Trent Lancaster	QB	6-1	200	So.-1L	Brazil, Ind./Northview
10	Kendall Walker	LB	6-0	235	Jr.-2L	Cincinnati, Ohio/Moeller
11	Matt Adam	QB	6-1	225	Fr.-RS	Camino Capistrano, Calif./Tesoro
11	Gerrick Ratliff	LB	6-0	235	Jr.-2L	Chicago, Ill./De La Salle Institute
12	Chris O'Leary	WR	6-2	220	Sr.-3L	Terre Haute, Ind./North Vigo
13	Jhustus Cornley	WR	6-2	180	Fr.-HS	Columbus, Ohio/Northland
14	Isaac Harker	QB	6-0	195	Fr.-HS	Lebanon, Ind./Lebanon HS
14	Osborn Umeh	P	6-2	210	Jr.-TR	Lakewood, Calif./Cerritos College
15	Mike Perish	QB	6-3	225	Sr.-2L	Frankfort, Ill./Western Michigan
15	TJ Tuuu	LB	6-2	225	Sr.-1L	Marina, Calif./Monterey Peninsula
17	Rondell Green	DB	6-0	180	Fr.-HS	Bowling Green, Ky./Warren Central
18	Robert Tonyan, Jr.	WR	6-5	220	So.-1L	McHenry, Ill./McHenry East
18	Haki Woods	DB	6-3	195	Fr.-HS	South Bend, Ind./St. Joseph
19	Aaron Killebrew	DB	5-10	180	Fr.-RS	Evansville, Ind./Harrison

20	Jameer Thurman	DB	6-0	215	So.-1L	Chicago, Ill./Proviso West
21	Mark Sewall	DB	5-10	210	Jr.-2L	Western Springs, Ill./Lyons Township
22	Phil Wilson	DB	6-0	200	So.-1L	Boilingbrook, Ill./Boilingbrook
23	Jordan Wallace	LB	6-1	230	So.-TR	Indianapolis, Ind./Indiana
24	Dejuan Lang	DB	5-9	180	So.-1L	Cincinnati, Ohio/Colerain
25	Lonnell Brown, Jr.	DB	5-7	160	So.-1L	Cincinnati, Ohio/Colerain
26	Travon Claybourne	DB	6-1	180	Fr.-HS	Detroit, Mich./Cass Tech
27	Jaquan Keys	RB	5-10	200	Fr.-HS	Indianapolis, Ind./Perry Meridian
28	Kevin Beacham	DB	6-0	175	Fr.-HS	Culver City, Calif./Culver City
29	Jonathan Henderson	DB	6-0	175	Fr.-HS	Florissant, Mo./Cardinal Ritter

30	Tsali Lough	DB	5-9	195	So.-1L	Terre Haute, Ind./South Vigo
31	Dimitri Taylor	RB	5-10	190	Fr.-RS	Wheaton, Ill./Montini Catholic
32	Lemonte Booker	RB	5-11	190	So.-1L	Orland Park, Ill./Carl Sandburg
34	Nick Cody	LB	6-2	235	Jr.-RS	Rancho Santa Margarita, Calif./Orange CC
35	Jerry Stephen	FB	6-2	240	So.-1L	Avon, Ind./Avon
36	Tyler Lee	DB	6-2	185	Fr.-HS	Xenia, Ohio/Xenia
37	Kenyotta Rollins	LB	6-1	240	Fr.-HS	Portage, Ind./Portage
38	Marcus Gray	DB	6-1	185	Jr.-SQ	Jeffersonville, Ind./Jeffersonville
39	Alex Stowers	DB	5-9	175	Jr.-2L	Indianapolis, Ind./North Central

No.	Name	Pos.	Ht.	Wt.	Cl.	Hometown/Previous School
40	Jess Harris	LB	5-9	205	Jr.-2L	Whiteland, Ind./Whiteland
41	Jordan Jackson	LB	6-1	240	So.-1L	Indianapolis, Ind./Decatur Central
42	Andrew Main	TE	6-3	250	Jr.-TR	Los Alamitos, Calif./Fullerton College
43	Isaac Beverstock	LB	6-1	220	So.-1L	Brownsville, Ind./Brownsville
44	Katrell Moss	LB	5-11	220	Fr.-HS	Indianapolis, Ind./Warren Central
45	Castille Bayers	LB	6-2	235	Fr.-RS	Aurora, Colo./Mullen
46	Ian Allen	LB	6-3	240	Jr.-1L	Overland Park, Kan./Blue Valley
47	Alec Lyons	DL	6-3	255	So.-1L	Batavia, Ill./Batavia
48	Jaylin Bennett	LB	6-5	225	Fr.-HS	Woodburn, Ind./Woodlan
49	Antonio Broadus	DL	6-3	230	Fr.-RS	Aurora, Colo./Regis Jesuit

50	Brady Collins	DL	6-5	250	Jr.-2L	Sunman, Ind./East Central
51	Tyshon Waller	DL	6-3	265	So.-1L	South Holland, Ind./Thornwood
52	Junior Berry	DL	6-2	310	Fr.-HS	Terre Haute, Ind./South Vigo
53	Justin Diddell	DL	6-4	295	Fr.-HS	Maple Park, Ill./Kaneland
54	Lee Davis	LB	6-2	230	Fr.-HS	Terre Haute, Ind./North Vigo
55	Connor Underwood	LB	6-3	240	Jr.-2L	Washington, Ill./Washington Community
57	Lex Sowards	OL	6-2	310	Fr.-HS	Union, Ky./Ryle
58	Joshua Appel	LS	6-2	250	So.-1L	Normal, Ill./West

60	James Officer	OL	6-3	320	Fr.-HS	Indianapolis, Ind./Cathedral
62	Aaron Jelovich	OL	6-3	305	Sr.-1L	Los Altos Hills, Calif./Foothill College
65	Patrick Markarian	OL	6-1	295	Jr.-TR	Fresno, Calif./Fresno City College
66	Marcus Smith	OL	6-6	335	Jr.-TR	Las Vegas, Nev./Mojave CC
67	Evan Goebel	OL	6-3	320	Jr.-1L	Newburgh, Ind./Castle

70	Dakota Vermillion	OL	6-7	310	So.-1L	Terre Haute, Ind./North Vigo
72	Kyle Wade	OL	6-5	280	Fr.-HS	Mission Viego, Calif./Saddleback CC
73	Preston Collier	OL	6-7	320	Jr.-TR	Elwood, Ind./Kentucky Christian
75	Nick Dachota	OL	6-8	310	So.-1L	Chicago, Ill./St. Rita
77	Matt Byrne	OL	6-4	340	Fr.-HS	Chicago, Ill./St. Rita
78	Zach Borens	OL	6-8	380	So.-1L	Marion, Iowa/Marion

80	Jacquet McClendon	WR	6-1	235	Fr.-HS	Evergreen Park, Ill./EP Community
81	Joey Arbino	WR	6-0	190	Fr.-HS	Cincinnati, Ohio/St. Xavier
83	Tyler Denton	WR	6-0	190	Fr.-HS	Hamilton, Ohio/Hamilton
86	Jamar Brown	TE	6-5	240	Sr.-2L	Indianapolis, Ind./Lawrence North
87	Logan Buske	TE	6-3	240	Jr.-2L	Terre Haute, Ind./South Vigo
88	Braxton Shirley	TE	6-3	260	Fr.-RS	Trabuca Canyon, Calif./Mission Viego

90	Micheal Dawson	DL	6-2	250	Fr.-HS	Pendleton Heights, Ind./PH HS
92	Conrad Nicholls	DL	6-5	270	Jr.-2L	Honolulu, Hawaii/Raytown
93	Norvell McGlaun	DL	6-0	310	Fr.-HS	Windsor, Ontario/WF Herman HS
95	Erik Stevenson	PK	5-11	190	Fr.-HS	Michigan City, Ind./Michigan City
96	Collin Carter	PK	5-10	190	Fr.-HS	Kansas City, Mo./Bishop Miege
97	Patrick McCown	DL	6-1	315	So.-1L	Casey, Ill./Casey-Westfield
98	Eric Heidorn	PK	5-8	185	So.-1L	Avon, Ind./Avon
99	Conlan Cassidy	DL	6-3	280	So.-1L	New Hope, Pa./Fork Union Military

The Last Time It Happened

The Last Time Indiana State ...

SHUT OUT AN OPPONENT:

vs. Quincy, 44-0 (2012)

SHUT OUT TWO CONSECUTIVE OPPONENTS:

vs. DePauw, 13-0 & at St. Joseph's 16-0 (1962)

WAS SHUT OUT:

at South Dakota St., 0-29 (2013)

SCORED 50-59 POINTS:

vs. Illinois State, 59-24 (2010)

ALLOWED 50-59 POINTS:

56, vs. North Dakota State, 10-56 (2013)

SCORED 60-69 POINTS:

66, vs. Southern Illinois, 66-44 (1999)

ALLOWED 60-69 POINTS:

62, at Northern Iowa, 7-62 (2009)

SCORED MORE THAN 70:

72, vs. Vincennes (1925)

ALLOWED MORE THAN 70:

73, at Indiana, 73-35 (2013)

SCORED A SAFETY:

South Dakota State (2014)

ALLOWED A SAFETY:

at Cincinnati (2010)

KICKOFF RETURN FOR TD OF 95+ Yards:

Cornell Johnson, 97 yds vs. Western Illinois (2005)

KICKOFF RETURN FOR TD OF ANY DISTANCE:

Tanner Riley, 93 yds vs. Missouri State (2012)

ALLOWED KICKOFF TD:

Akeem Hunt, at Purdue, 99 yds (2013)

PUNT RETURN FOR TD:

Larry Scally, 86 yds vs. St. Joseph's (1996)

ALLOWED PUNT RETURN TD:

Ladari Vanlier, 72 yds vs. Tennessee Tech (2014)

BLOCKED PUNT FOR TD:

Justin Hilton, vs. St. Joseph's (2010)

ALLOWED A BLOCKED PUNT RETURN FOR A TD:

Jordan Patrick, 0 yds vs. Tennessee Tech (2014)

INTERCEPTION RETURN TD OF 100 YARDS:

Bryan Jackson, 100 yards at Eastern Illinois (2006)

INTERCEPTION RETURN FOR A TD:

Donovan Layne, 20 yards at Missouri State (2013)

TWO INTERCEPTION RETURNS FOR A TD:

Johnny Towalid, 31 & 27 yds at NDSU (2012)

ALLOWED INT RETURN TD:

Martinez Davis, 32 yards vs. Western Illinois (2013)

FUMBLE RETURN FOR TD:

Jordan Wallace, 72 yds at NDSU (2014)

ALLOWED FUMBLE RETURN TD:

David McDaniel, 0 yds at Western Illinois (2012)

HAD A PLAYER W/ 300 YARDS PASSING:

353, Mike Perish at Western Illinois (2014)

PLAYER COMPLETE 30+ PASSES:

39, Mike Perish vs. Liberty (2014)

PLAYER RUSH FOR 100-149 YDS:

116, LeMonte Booker, Missouri St. (2014)

PLAYER RUSH FOR 150-199 YDS:

150, Shakir Bell, vs. South Dakota (2012)

PLAYER RUSH FOR 200-249 YDS:

201, Shakir Bell, at Tennessee Tech (2013)

PLAYER RUSH FOR 250-299 YDS:

256, Shakir Bell vs. Youngstown State (2011)

PLAYER RUSH FOR 300+ YDS:

349, Shakir Bell vs. Drake (2012)

PLAYER RUSH FOR 200+ YDS IN CONSECUTIVE GAMES:

Shakir Bell vs. W. Kent. & Youngstown St. (2011)

PLAYER RUSH FOR A 90 OR MORE YARD TD:

91, Ryan Roberts vs. Western Illinois (2009)

HAD A DEFENSIVE STARTER SCORE AN OFF. TD:

1 yd, Ben Obaseki vs. Quincy (2012)

HAD TWO PLAYERS RUSH FOR 100+ YDS:

Darrius Gates & Shakir Bell vs. Quincy (2010)

ONE PLAYER WITH 30+ RUSHES:

33, Shakir Bell at Southern Illinois (2012)

HAD PLAYER WITH 100-149 RECEIVING YDS:

102, Gary Owens at YSU (2014)

HAD PLAYER WITH 150-199 RECEIVING YDS:

172, Robert Tonyan at Western Illinois (2014)

HAD PLAYER WITH 200-299 RECEIVING YDS:

253, Chris Johnson vs. Illinois State (1986)

HAD PLAYER WITH 300+ RECEIVING YDS:

319, Bill Griffith vs. Evansville (1955)

HAD PLAYER WITH 10+ PASS RECEPTIONS:

10, Gary Owens vs. Liberty (2014)

HAD PLAYER WITH 400 YDS TOTAL OFFENSE:

416, Blayne Baggett at Missouri State (2005)

HAD PLAYER SCORE 5 TDS IN GAME:

Darrius Gates vs. South Dakota State (2010)

HAD PLAYER SCORE 4 TDS IN GAME:

Shakir Bell vs. Youngstown State (2011)

HAD PLAYER SCORE 4 TDS IN ONE HALF:

Shakir Bell vs. Youngstown State (2011) (First Half)

HAD PLAYER PASS FOR 5 TDS:

Jeff Miller vs. Ball State (1985)

HAD PLAYER PASS FOR 4 TDS:

Mike Perish at Southern Illinois (2014)

HAD PLAYER PASS FOR 4 TDS IN CONSECUTIVE GAMES:

Ronnie Fouch vs. Quincy & Illinois State (2010)

HAD PLAYER RUSH FOR 3 TDS:

LeMonte Booker, vs. Tennessee Tech (2014)

HAD PLAYER RUSH FOR 2 TDS:

George Cheeseborough vs. Quincy (2013)

HAD PLAYER CATCH 3 TD PASSES:

Sampson Levingston vs. Youngstown State (2013)

HAD PLAYER KICK 4 FIELD GOALS:

Kyle Hooper at Eastern Illinois (2004)

HAD PLAYER KICK 3 FIELD GOALS:

Eric Heidorn vs. Tennessee Tech (2013)

HAD A PLAYER WITH 3 INT:

John Allman vs. Illinois State (1979)

HAD A PLAYER WITH 2 INT:

Mark Sewall vs. South Dakota St. (2014)

BLOCKED A FIELD GOAL:

Johnny Towalid, at Indiana (2012)

BLOCKED A FIELD GOAL FOR A TD:

Never

AN OPPONENT BLOCKED A FIELD GOAL FOR A TD:

James Huguely, at Tennessee Tech, 87 yds (2013)

BLOCKED PAT RETURN:

Larry Carter vs. South Dakota St. (2008)

DIDN'T PUNT:

vs. Butler (2011)

ALLOWED BLOCKED PAT FOR CONVERSION:

at Kansas State (1991)

POSTED 500 RUSH YDS:

1975 vs. Dayton

POSTED 350 PASS YDS:

353, 2014 at Western Illinois

GAINED 650+ YDS TOTAL:

671, vs. Quincy (2013)

15 OR MORE PENALTIES:

17, vs. Illinois State (1994)

100+ PLAYS:

100, vs. Central Florida (1984)

SCORED 10 TDS:

10, vs. Quincy (2013)

SCORED 9 TDS:

9, vs. W.V. Tech (1994)

SCORED 8 TDS:

8, vs. Illinois State (2010)

SCORED 7 RUSHING TDS:

7, vs. St. Joseph's (2010)

The Last Time An Opponent ...

HAD 300+ YDS PASSING:

308, Josh Woodrum vs. Liberty (2014)

HAD 300+ YDS RUSHING:

328, Herb Donaldson vs. Western Illinois (2006)

HAD 150+ YDS RUSHING:

163, J.C. Baker at Western Illinois (2014)

HAD 150+ YDS RECEIVING:

172, Jake Wieneke, vs. South Dakota St. (2014)

RUSHED FOR 5 TDS:

5, Gerald Davis, at Missouri State (2007)

RUSHED FOR 6 TDS:

6, Herb Donaldson, at Western Illinois (2006)

2014 Season Statistics

Indiana State Overall Individual Statistics (as of Nov 22, 2014)
All games

Rushing	gp	att	gain	loss	net	avg	td	lg	avg/g
Logan, Buck	11	154	778	35	743	4.8	7	59	67.5
Booker, LeMonte	10	56	348	9	339	6.1	3	87	33.9
Taylor, Dimitri	10	58	285	5	280	4.8	3	49	28.0
Owens, Gary	12	2	15	0	15	7.5	0	11	1.2
Coyne, Patrick	1	1	2	0	2	2.0	0	2	2.0
Keys, Jaquan	1	1	0	0	0	0.0	0	0	0.0
Reyes, Travis	11	1	0	5	-5	-5.0	0	0	-0.5
TEAM	6	5	0	14	-14	-2.8	0	0	-2.3
Adam, Matt	4	12	23	38	-15	-1.2	0	7	-3.8
Perish, Mike	11	54	41	226	-185	-3.4	3	7	-16.8
Total	12	344	1492	332	1160	3.4	16	87	96.7
Opponents	12	483	2276	241	2035	4.2	17	94	169.6

Passing	gp	effic	comp-att-int	pct	yds	td	lg	avg/g
Perish, Mike	11	126.01	271-444-8	61.0	2957	17	79	268.8
Adam, Matt	4	103.45	21-43-0	48.8	201	2	37	50.2
O'Leary, Chris	9	347.47	2-3-0	66.7	61	1	38	6.8
Total	12	125.39	294-490-8	60.0	3219	20	79	268.2
Opponents	12	112.12	224-403-12	55.6	2409	15	91	200.8

Receiving	gp	no.	yds	avg	td	lg	avg/g
Owens, Gary	12	60	746	12.4	4	79	62.2
Tonyan, Robert	11	49	663	13.5	3	54	60.3
Johnson, A.J.	10	37	468	12.6	3	48	46.8
Harris, Kyani	12	32	361	11.3	3	47	30.1
O'Leary, Chris	9	27	209	7.7	0	29	23.2
Brown, Jamar	12	23	192	8.3	3	25	16.0
Logan, Buck	11	16	154	9.6	1	56	14.0
Reyes, Travis	11	15	119	7.9	0	19	10.8
Levingston, Sam	10	13	140	10.8	0	25	14.0
Taylor, Dimitri	10	9	81	9.0	1	47	8.1
Booker, LeMonte	10	6	39	6.5	0	14	3.9
Buske, Logan	5	3	13	4.3	0	8	2.6
Beverstock, Iss	9	3	11	3.7	2	6	1.2
Perish, Mike	11	1	23	23.0	0	23	2.1
Total	12	294	3219	10.9	20	79	268.2
Opponents	12	224	2409	10.8	15	91	200.8

Punt Returns	no.	yds	avg	td	lg
Sewall, Mark	12	100	8.3	0	42
Cassidy, Conlan	1	49	49.0	0	0
Wilson, Phil	1	11	11.0	0	0
Levingston, Sam	0	9	0.0	0	9
Total	14	169	12.1	0	42
Opponents	19	234	12.3	2	72

Interceptions	no.	yds	avg	td	lg
Starks, Travis	4	85	21.2	0	60
Sewall, Mark	3	0	0.0	0	0
Lang, Dejuan	3	2	0.7	0	2
Stowers, Alex	2	26	13.0	0	26
Total	12	113	9.4	0	60
Opponents	8	96	12.0	0	36

Kick Returns	no.	yds	avg	td	lg
Booker, LeMonte	20	371	18.5	0	33
Green, Rondell	5	81	16.2	0	38
Killebrew, Aaro	5	113	22.6	0	36
Taylor, Dimitri	4	88	22.0	0	33
Thurman, Jameer	1	-2	-2.0	0	0
Lyons, Alec	1	14	14.0	0	14
Sewall, Mark	0	4	0.0	0	4
Total	36	669	18.6	0	38
Opponents	43	945	22.0	0	73

Fumble Returns	no.	yds	avg	td	lg
Layne, Donovan	1	3	3.0	0	3
Wallace, Jordan	1	72	72.0	1	72
Total	2	75	37.5	1	72
Opponents	1	1	1.0	0	1

2014 Season Statistics

Indiana State Overall Individual Statistics (as of Nov 22, 2014)
All games

Scoring	td	fg	PAT				dxd	saf	pts
			kick	rush	rcv	pass			
Heidorn, Eric	-	15-22	31-31	-	-	-	-	-	76
Logan, Buck	8	-	-	-	-	-	-	-	48
Taylor, Dimitri	4	-	-	-	-	-	-	-	24
Owens, Gary	4	-	-	-	-	-	-	-	24
Tonyan, Robert	3	-	-	-	2	-	-	-	22
Perish, Mike	3	-	-	-	-	2-4	-	-	18
Johnson, A.J.	3	-	-	-	-	-	-	-	18
Harris, Kyani	3	-	-	-	-	-	-	-	18
Brown, Jamar	3	-	-	-	-	-	-	-	18
Booker, LeMonte	3	-	-	-	-	-	-	-	18
Beverstock, Iss	2	-	-	-	-	-	-	-	12
Wallace, Jordan	1	-	-	-	-	-	-	-	6
TEAM	-	-	-	-	-	-	-	1	2
Adam, Matt	-	-	-	-	-	0-2	-	-	0
Total	37	15-22	31-31	-	2	2-6	-	1	304
Opponents	34	18-21	28-29	1-2	-	0-2	-	-	288

Total Offense	g	plays	rush	pass	total	avg/g
Perish, Mike	11	498	-185	2957	2772	252.0
Logan, Buck	11	154	743	0	743	67.5
Booker, LeMonte	10	56	339	0	339	33.9
Taylor, Dimitri	10	58	280	0	280	28.0
Adam, Matt	4	55	-15	201	186	46.5
O'Leary, Chris	9	3	0	61	61	6.8
Owens, Gary	12	2	15	0	15	1.2
Coyne, Patrick	1	1	2	0	2	2.0
Reyes, Travis	11	1	-5	0	-5	-0.5
TEAM	6	5	-14	0	-14	-2.3
Total	12	834	1160	3219	4379	364.9
Opponents	12	886	2035	2409	4444	370.3

Field Goals	fg	pct.	01-19	20-29	30-39	40-49	50-99	lg	blk
Heidorn, Eric	15-22	68.2	0-0	4-5	7-9	4-8	0-0	49	0

FG Sequence	Indiana State	Opponents
Indiana	42,(31)	26
Tennessee Tech	41	-
Ball State Cardinals	(42),(38),33	(40),(25)
LIBERTY	(25)	(22),(48)
Northern Iowa	-	(21),(48),(30),(31),53
Illinois State	(25),(49),47	(34),(20)
North Dakota State	(39)	(19),(50),34
Southern Illinois	29,(40),(36)	-
Missouri State	37,(30),(38)	(18),(41)
South Dakota State	-	(46)
Youngstown State	45,(25),(28)	(34)
Western Illinois	(35),(43)	(19),(35)

Punting	no.	yds	avg	lg	tb	fc	i20	50+	blk
Umeh, Osborn	79	3124	39.5	58	4	30	24	12	0
TEAM	1	0	0.0	0	0	0	0	0	1
Total	80	3124	39.0	58	4	30	24	12	1
Opponents	64	2348	36.7	69	3	17	21	5	3

Kickoffs	no.	yds	avg	tb	ob	retn	net	ydln
Heidorn, Eric	35	1962	56.1	8	2			
Carter, Collin	22	1158	52.6	1	0			
Total	57	3120	54.7	9	2	22.0	34.2	30
Opponents	63	3708	58.9	22	3	18.6	39.5	25

Numbers in (parentheses) indicate field goal was made.

2014 Season Statistics

Indiana State Game Results (as of Nov 22, 2014)
All games

Date	Opponent	Score	Overall	Conference	Time	Attend
Aug 30, 2014	at Indiana	L 10-28	0-1	0-0	-	38006
09/06/14	TENNESSEE TECH	W 49-14	1-1	0-0	3:05	5113
9/13/2014	at Ball State Cardinals	W 27-20	2-1	0-0	3:14	15860
09/27/2014	#22 LIBERTY	W 38-19	3-1	0-0	3:30	7315
* 10/04/14	#10 NORTHERN IOWA	W 20-19	4-1	1-0	3:10	4291
* 10/11/14	#15 ILLINOIS STATE	L 18-20	4-2	1-1	3:28	7534
* Oct 18, 2014	at #1 North Dakota State	L 17-34	4-3	1-2	3:05	18477
* 10-25-14	at #19 Southern Illinois	W 41-26	5-3	2-2	3:38	10255
* 11/01/14	MISSOURI STATE	W 20-18	6-3	3-2	3:10	4799
* 11/08/14	#22 SOUTH DAKOTA STATE	L 17-32	6-4	3-3	2:59	4905
* Nov 15, 2014	at #15 Youngstown State	Wo 27-24	7-4	4-3	3:35	9642
* Nov 22, 2014	at Western Illinois	L 20-34	7-5	4-4	3:22	1783

Indiana State Overall Individual Statistics (as of Nov 22, 2014)
All games

All Purpose	g	rush	rcv	pr	kr	ir	total	avg/g
Logan, Buck	11	743	154	0	0	0	897	81.5
Owens, Gary	12	15	746	0	0	0	761	63.4
Booker, LeMont	10	339	39	0	371	0	749	74.9
Tonyan, Robert	11	0	663	0	0	0	663	60.3
Johnson, A.J.	10	0	468	0	0	0	468	46.8
Taylor, Dimitri	10	280	81	0	88	0	449	44.9
Harris, Kyani	12	0	361	0	0	0	361	30.1
O'Leary, Chris	9	0	209	0	0	0	209	23.2
Brown, Jamar	12	0	192	0	0	0	192	16.0
Levingston, Sam	10	0	140	9	0	0	149	14.9
Reyes, Travis	11	-5	119	0	0	0	114	10.4
Killebrew, Aaro	3	0	0	0	113	0	113	37.7
Sewall, Mark	12	0	0	100	4	0	104	8.7
Starks, Travis	12	0	0	0	0	85	85	7.1
Green, Rondell	12	0	0	0	81	0	81	6.8
Cassidy, Conlan	12	0	0	49	0	0	49	4.1
Stowers, Alex	10	0	0	0	0	26	26	2.6
Lyons, Alec	12	0	0	0	14	0	14	1.2
Buske, Logan	5	0	13	0	0	0	13	2.6
Beverstock, Iss	9	0	11	0	0	0	11	1.2
Wilson, Phil	11	0	0	11	0	0	11	1.0
Coyne, Patrick	1	2	0	0	0	0	2	2.0
Lang, Dejuan	12	0	0	0	0	2	2	0.2
Thurman, Jame	12	0	0	0	-2	0	-2	-0.2
TEAM	6	-14	0	0	0	0	-14	-2.3
Adam, Matt	4	-15	0	0	0	0	-15	-3.8
Perish, Mike	11	-185	23	0	0	0	-162	-14.7
Total	12	1160	3219	169	669	113	5330	444.2
Opponents	12	2035	2409	234	945	96	5719	476.6

2014 Season Statistics

Indiana State Overall Defensive Statistics (as of Nov 22, 2014)
All games

##	Defensive Leaders	gp	Tackles				Sacks no-yds	Pass defense			Fumbles		blkd	
			ua	a	tot	tfl/yds		int-yds	brup	qbh	rcv-yds	ff	kick	saf
10	Walker, Kendall	12	39	68	107	5.0-11	1.0-3	.	2	1	.	3	.	.
21	Sewall, Mark	12	50	41	91	4.5-11	.	3-0	12	3	3-0	.	.	.
55	Underwood, Conn	12	41	43	84	21.5-69	12.0-52	.	4	8	1-0	3	.	.
20	Thurman, Jameer	12	35	38	73	6.5-20	2.0-10	.	3	2	2-0	3	.	.
8	Cassidy, Conlan	12	21	44	65	6.5-13	3.0-8	.	.	3	1-0	2	1	.
7	Starks, Travis	12	43	20	63	1.0-9	1.0-9	4-85	13
3D	Layne, Donovan	10	24	38	62	2.0-5	1.0-4	.	1	.	2-3	.	.	.
11	Ratliff, Garric	12	21	30	51	2.0-4	.	.	1	1
17	Green, Rondell	12	21	15	36	3.0-10	1.0-6	.	2	.	1-0	.	.	.
24	Lang, Dejuan	12	23	12	35	.	.	3-2	8
47	Lyons, Alec	12	12	23	35	2.0-4	.	.	3	3	2-0	.	.	.
23	Wallace, Jordan	11	21	10	31	2.5-5	1.0-3	.	3	.	1-72	1	.	.
1T	Tuuu, T.J.	10	15	15	30	2.0-13	1.0-11
30	Lough, Tsali	7	15	14	29	0.5-1	.	.	1
50	Collins, Brady	12	4	21	25	2.0-10	1.0-8	.	1	1
22	Wilson, Phil	11	13	11	24	2	1	.
46	Allen, Ian	8	8	11	19	2.0-7	.	.	2	1
49	Broadus, Antoni	11	7	12	19	3.0-4	1.0-2	.	.	1
39	Stowers, Alex	10	12	5	17	1.0-2	.	2-26	4
97	McCown, Patrick	11	9	8	17	1.5-3
34	Cody, Nick	9	7	6	13	1.0-2
25	Brown, Lonnell	5	8	3	11	3.5-27	3.0-27
40	Harris, Jess	11	3	4	7	1	.
28	Beacham, Kevin	5	2	1	3	.	.	.	2
90	Dawson, Mike	5	1	2	3
19	Killebrew, Aaro	3	3	.	3
58	Appel, Joshua	11	1	1	2	1-0	.	.	.
3	Harris, Kyani	12	1	1	2
26	Claybourne, Tre	4	2	.	2	.	.	.	2
5	Logan, Buck	11	2	.	2
62	Jelovic, Aaron	12	1	.	1
38	Gray, Marcus	9	1	.	1
54	Davis, Lee	1	1	.	1
4	Owens, Gary	12	1	.	1
45	Bayers, Castill	10	.	1	1
1	Reyes, Travis	11	1	.	1
TM	TEAM	6	1
93	McGlaun, Norvel	2	1-0	.	.	.
Total		12	469	498	967	73-230	27-138	12-113	64	24	15-75	14	3	1
Opponents		12	443	379	822	63-321	35-250	8-96	52	29	7-1	7	1	.

2014 Game-By-Game Statistics

Game-by-Game Rushing

Player	IU Att.-Yds./TD	TENN TECH Att.-Yds./TD	BALL STATE Att.-Yds./TD	LIBERTY Att.-Yds./TD	NORTHERN IOWA Att.-Yds./TD	ILLINOIS ST Att.-Yds./TD	NDSU Att.-Yds./TD	SOUTHERN ILL Att.-Yds./TD	MISSOURI ST Att.-Yds./TD	SDSU Att.-Yds./TD	YSU Att.-Yds./TD	WESTERN ILL Att.-Yds./TD
Logan, B.	10-47/1	13-51/0	15-54/0	17-77/1	17-62/1	16-69/0	7-31/0	15-142/1	DNP	19-92/1	18-99/1	8-19/1
Booker, L.	5-14/0	9-77/3	6-17/0	2-10/0	—	7-28/0	5-21/0	7-48/0	12-116/0	3-8/0	DNP	DNP
Taylor, D.	DNP	6-25/0	DNP	2-52/0	4-18/0	2-2/0	3-19/0	11-46/0	11-35/1	4-21/0	10-38/1	5-24/1
Owens, G.	—	—	—	1-11/0	—	—	—	—	—	—	—	1-4/0
Coyne, P.	DNP	DNP	DNP	1-2/0	DNP	DNP	DNP	DNP	DNP	DNP	DNP	DNP
Keys, J.	DNP	1-0/0	DNP	DNP	DNP	DNP	DNP	DNP	DNP	DNP	DNP	DNP
Reyes, T.	—	1-(-5)/0	—	—	—	—	—	—	—	—	—	—
Team	1-(-5)/0	1-(-1)/0	—	1-(-1)/0	1-(-1)/0	—	—	1-(-6)/0	—	—	—	—
Adam, M.	DNP	3-11/0	DNP	DNP	—	9-(-26)/0	DNP	—	DNP	DNP	DNP	DNP
Perish, M.	8-(-26)/0	2-2/1	3-(-27)/0	7-(-23)/0	6-3/1	DNP	6-(-40)/0	4-(-15)/0	2-(-7)/0	3-(-5)/0	10-(-27)/0	3-(-20)/0

Game-by-Game Passing (Comp-Att-TD-INT-Yards)

Player	IU Comp-Att-TD-INT-Yards	TENN TECH Comp-Att-TD-INT-Yards	BALL STATE Comp-Att-TD-INT-Yards	LIBERTY Comp-Att-TD-INT-Yards	NORTHERN IOWA Comp-Att-TD-INT-Yards	ILLINOIS ST Comp-Att-TD-INT-Yards	NDSU Comp-Att-TD-INT-Yards	SOUTHERN ILL Comp-Att-TD-INT-Yards	MISSOURI ST Comp-Att-TD-INT-Yards	SDSU Comp-Att-TD-INT-Yards	YSU Comp-Att-TD-INT-Yards	WESTERN ILL Comp-Att-TD-INT-Yards
Perish, M.	17-32-0-0-140	26-34-3-0-383	25-43-3-0-317	39-51-3-0-240	22-32-0-1-193	DNP	15-32-1-0-196	27-41-4-0-353	18-38-1-1-144	27-47-1-1-183	29-42-1-1-353	26-52-0-4-353
Adam, M.	DNP	0-1-0-0-0	DNP	DNP	—	21-42-02-0-201	DNP	—	DNP	DNP	DNP	DNP
O'Leary, C.	0-1-0-0-0	DNP	DNP	DNP	1-1-1-0-38	—	—	—	—	1-1-0-0-23	—	—

Field Goals (Made field goals in bold/Missed field goals in italics)

Player	IU Att.-Yds./TD	TENN TECH Att.-Yds./TD	BALL STATE Att.-Yds./TD	LIBERTY Att.-Yds./TD	NORTHERN IOWA Att.-Yds./TD	ILLINOIS ST Att.-Yds./TD	NDSU Att.-Yds./TD	SOUTHERN ILL Att.-Yds./TD	MISSOURI ST Att.-Yds./TD	SDSU Att.-Yds./TD	YSU Att.-Yds./TD	WESTERN ILL Att.-Yds./TD
Heidom, E.	42, 31	41	42, 38, 33	25	—	25, 49, 47	39	29, 40, 36	37, 30, 38	—	45, 25, 28	35, 43

Game-by-Game Receiving

Player	IU Rec.-Yds./TD	TENN TECH Rec.-Yds./TD	BALL STATE Rec.-Yds./TD	LIBERTY Rec.-Yds./TD	NORTHERN IOWA Rec.-Yds./TD	ILLINOIS ST Rec.-Yds./TD	NDSU Rec.-Yds./TD	SOUTHERN ILL Rec.-Yds./TD	MISSOURI ST Rec.-Yds./TD	SDSU Rec.-Yds./TD	YSU Rec.-Yds./TD	WESTERN ILL Rec.-Yds./TD
Owens, G.	2-13/0	6-199/1	7-107/0	10-71/1	6-79/1	4-70/1	—	4-37/0	5-36	4-32/0	9-102/0	—
Tonyan, R.	4-47/0	DNP	3-32/0	8-89/1	1-3/0	4-20/0	3-38/0	5-76/1	3-58/1	6-74/0	4-54/0	8-172/0
Johnson, AJ	3-22/0	4-42/0	1-25/1	6-53/0	5-60/0	2-41/1	7-120/1	2-6/0	DNP	4-16/0	3-83/0	DNP
Harris, K.	1-7/0	2-33/0	3-57/1	6-36/0	2-28/0	2-14/0	—	5-129/2	4-18/0	3-18/0	3-19/0	1-2/0
Brown, J.	2-31/0	5-45/2	2-15/0	2-35/0	3-13/0	1-5/0	1-2/0	—	1-(-1)/0	—	4-35/1	2-12-0
O'Leary, C.	2-11/0	DNP	DNP	DNP	1-7/0	—	4-36/0	2-33/0	2-16/0	5-36/0	2-8/0	9-62/0
Reyes, T.	—	4-27/0	2-8/0	2-28/0	1-(-10)/0	2-16/0	—	3-32/0	—	—	1-18/0	—
Logan, B.	—	2-10/0	1-10/0	—	2-1/0	1-16/0	—	2-10/0	DNP	3-7/1	2-27/0	3-73/0
Levingston, S.	—	3-27/0	4-60/0	1-6/0	—	1-7/0	—	1-6/0	—	—	—	3-34/0
Taylor, D.	DNP	—	DNP	3-18/1	1-47/0	—	—	1-8/0	1-1/0	2-0/0	1-7/0	—
Booker, L.	1-0/0	—	1-1/0	—	—	1-12/0	—	1-10/0	2-16/0	—	DNP	DNP
Buske, L.	2-9/0	DNP	DNP	1-4/0	DNP	DNP	DNP	DNP	—	—	—	—
Beverstock, I.	—	—	1-2/1	—	1-3/0	—	—	1-6/1	—	DNP	DNP	DNP
Perish, M.	—	—	—	—	—	DNP	—	—	—	1-23/0	—	—

Game-by-Game Returns

Punt Returns

Player	IU Att.-Yds.-TD	TENN TECH Att.-Yds.-TD	BALL STATE Att.-Yds.-TD	LIBERTY Att.-Yds.-TD	NORTHERN IOWA Att.-Yds.-TD	ILLINOIS ST Att.-Yds.-TD	NDSU Att.-Yds.-TD	SOUTHERN ILL Att.-Yds.-TD	MISSOURI ST Att.-Yds.-TD	SDSU Att.-Yds.-TD	YSU Att.-Yds.-TD	SOUTHERN ILL Att.-Yds.-TD
Sewall, M.	—	1-6/0	—	3-18/0	2-0/0	3-21/0	—	1-11/0	—	1-2/0	—	2-62/0
Cassidy, C.	—	—	—	—	—	—	—	—	—	1-49/0	—	—

Kickoff Returns

Player	IU Att.-Yds.-TD	TENN TECH Att.-Yds.-TD	BALL STATE Att.-Yds.-TD	LIBERTY Att.-Yds.-TD	NORTHERN IOWA Att.-Yds.-TD	ILLINOIS ST Att.-Yds.-TD	NDSU Att.-Yds.-TD	SOUTHERN ILL Att.-Yds.-TD	MISSOURI ST Att.-Yds.-TD	SDSU Att.-Yds.-TD	YSU Att.-Yds.-TD	SOUTHERN ILL Att.-Yds.-TD
Booker, L.	—	3-73/0	2-34/0	1-16/0	—	4-80/0	3-39/0	2-54/0	—	5-75/0	DNP	DNP
Lyons, A.	—	—	1-14/0	—	—	—	—	—	—	—	—	—
Thurman, J.	—	—	—	—	—	1-(-2)/0	—	—	—	—	—	—
Taylor, D.	DNP	—	DNP	—	—	—	3-65/0	1-23/0	—	—	—	—
Killebrew, A.	DNP	DNP	DNP	DNP	DNP	DNP	DNP	DNP	1-32/0	—	1-15/0	3/66/0
Green, R.	—	—	—	—	—	—	—	—	—	—	3-38/0	2/43/0

2014 Game-By-Game Statistics

Offense

Opponent	WR	LT	LG	C	RG	RT	TB	TE/WR	QB	FB/TE/WR	WR
at Indiana	Owens, G.	Vermillion, D.	Dachota, N.	Jelovic, A.	Borens, Z.	Goebel, E.	Logan, B.	Brown, J.	Perish, M.	Harris, K.	O'Leary, C.
Tennessee Tech	Owens, G.	Vermillion, D.	Dachota, N.	Jelovic, A.	Borens, Z.	Goebel, E.	Logan, B.	Brown, J.	Perish, M.	Reyes, T.	Levingston, S.
at Ball State	Owens, G.	Vermillion, D.	Dachota, N.	Jelovic, A.	Officer, J.	Borens, Z.	Logan, B.	Brown, J.	Perish, M.	Beverstock, I.	Reyes, T.
Liberty	Owens, G.	Vermillion, D.	Dachota, N.	Jelovic, A.	Officer, J.	Borens, Z.	Logan, B.	Brown, J.	Perish, M.	Harris, K.	Reyes, T.
Northern Iowa	Owens, G.	Vermillion, D.	Dachota, N.	Jelovic, A.	Borens, Z.	Goebel, E.	Logan, B.	Brown, J.	Perish, M.	Johnson, AJ	Reyes, T.
Illinois State	Owens, G.	Vermillion, D.	Dachota, N.	Jelovic, A.	Borens, Z.	Goebel, E.	Logan, B.	Brown, J.	Adam, M.	Johnson, AJ	Harris, K.
at North Dakota State	Owens, G.	Vermillion, D.	Dachota, N.	Jelovic, A.	Officer, J.	Goebel, E.	Logan, B.	Brown, J.	Perish, M.	Johnson, AJ	Harris, K.
at Southern Illinois	Owens, G.	Vermillion, D.	Officer, J.	Jelovic, A.	Borens, Z.	Goebel, E.	Logan, B.	Brown, J.	Perish, M.	Johnson, AJ	Harris, K.
Missouri State	Owens, G.	Vermillion, D.	Officer, J.	Jelovic, A.	Borens, Z.	Goebel, E.	Booker, L.	Brown, J.	Perish, M.	Reyes, T.	Harris, K.
South Dakota State	Owens, G.	Vermillion, D.	Officer, J.	Jelovic, A.	Borens, Z.	Goebel, E.	Logan, B.	Tonyan, R.	Perish, M.	Johnson, AJ	Harris, K.
at Youngstown State	Owens, G.	Vermillion, D.	Officer, J.	Jelovic, A.	Borens, Z.	Goebel, E.	Logan, B.	Brown, J.	Perish, M.	Johnson, A.J.	Harris, K.
at Western Illinois	Owens, G.	Vermillion, D.	Officer, J.	Jelovic, A.	Borens, Z.	Goebel, E.	Logan, B.	Brown, J.	Perish, M.	Tonyan, R.	Reyes, T.

Defense

Opponent	DL	DL	DL	DL	LB	LB	LB/DB	DB	DB	DB	DB
at Indiana	Underwood, C.	Cassidy, C.	Lyons, A.	Collins, B.	Walker, K.	Thurman, J.	Wilson, P.	Lang, D.	Starks, T.	Layne, D.	Sewall, M.
Tennessee Tech	Underwood, C.	Cassidy, C.	Lyons, A.	Allen, I.	Walker, K.	Thurman, J.	Lough, T.	Lang, D.	Starks, T.	Layne, D.	Sewall, M.
at Ball State	Underwood, C.	Cassidy, C.	Lyons, A.	Allen, I.	Walker, K.	Thurman, J.	Ratliff, G.	Lang, D.	Starks, T.	Layne, D.	Sewall, M.
Liberty	Underwood, C.	Cassidy, C.	Lyons, A.	Collins, B.	Walker, K.	Thurman, J.	Lough, T.	Lang, D.	Starks, T.	Layne, D.	Sewall, M.
Northern Iowa	Underwood, C.	Cassidy, C.	Lyons, A.	Collins, B.	Walker, K.	Thurman, J.	Ratliff, G.	Lang, D.	Starks, T.	Layne, D.	Sewall, M.
Illinois State	Underwood, C.	Cassidy, C.	Lyons, A.	Collins, B.	Walker, K.	Thurman, J.	Brown, L.	Stowers, A.	Starks, T.	Layne, D.	Sewall, M.
at North Dakota State	Underwood, C.	Cassidy, C.	Lyons, A.	Collins, B.	Walker, K.	Thurman, J.	Ratliff, G.	Stowers, A.	Starks, T.	Layne, D.	Sewall, M.
at Southern Illinois	Underwood, C.	Cassidy, C.	Lyons, A.	Collins, B.	Walker, K.	Thurman, J.	Green, R.	Lang, D.	Starks, T.	Layne, D.	Sewall, M.
Missouri State	Underwood, C.	Cassidy, C.	Lyons, A.	Collins, B.	Walker, K.	Thurman, J.	Ratliff, G.	Stowers, A.	Starks, T.	Layne, D.	Sewall, M.
South Dakota State	Underwood, C.	Cassidy, C.	Lyons, A.	Collins, B.	Walker, K.	Thurman, J.	Ratliff, G.	Lang, D.	Starks, T.	Layne, D.	Sewall, M.
at Youngstown State	Underwood, C.	Cassidy, C.	Lyons, A.	Collins, B.	Walker, J.	Thurman, J.	Green, R.	Lang, D.	Starks, T.	Layne, D.	Sewall, M.
at Western Illinois	Underwood, C.	Cassidy, C.	Lyons, A.	Collins, B.	Walker, J.	Thurman, J.	Green, R.	Lang, D.	Starks, T.	Wilson, P.	Sewall, M.

Game-by-Game Defensive Tackles

	IU	TENN TECH	BALL STATE	LIBERTY	NORTHERN IOWA	ILLINOIS ST	NDSU	SOUTHERN ILL	MISSOURI ST	SDSU	YSU	WESTERN ILL
Player	Solo-Ast-Total	Solo-Ast-Total	Solo-Ast-Total	Solo-Ast-Total	Solo-Ast-Total	Solo-Ast-Total	Solo-Ast-Total	Solo-Ast-Total	Solo-Ast-Total	Solo-Ast-Total	Solo-Ast-Total	Solo-Ast-Total
Walker, K.	6-3-9	0-2-2	2-7-9	1-2-3	3-6-9	1-9-10	4-11-15	3-5-8	1-10-11	3-5-8	5-4-9	10-4-14
Underwood, C.	7-2-9	2-1-3	4-8-12	3-5-8	3-4-7	3-4-7	3-3-6	3-2-5	3-6-9	1-3-4	4-1-5	4-4-8
Sewall, M.	7-4-11	2-2-4	2-7-9	4-2-6	2-6-8	5-3-8	1-4-5	6-2-8	3-1-4	4-3-7	7-5-12	7-2-9
Thurman, J.	2-3-5	5-1-6	1-7-8	6-3-9	1-4-5	4-2-6	4-3-7	1-3-4	5-4-9	3-2-5	1-3-4	1-3-4
Layne, D.	5-3-8	3-3-6	2-1-3	2-2-4	3-4-7	2-5-7	2-10-12	2-2-4	2-5-7	2-4-6	0-1-1	DNP
Cassidy, C.	2-3-5	2-1-3	1-4-5	1-2-3	1-8-9	1-4-5	0-4-4	0-3-3	0-3-3	5-6-11	2-1-3	6-5-11
Starks, T.	4-1-5	2-0-2	3-4-7	6-0-6	2-1-3	4-4-8	1-2-3	4-3-7	3-2-5	2-2-4	7-0-7	5-1-6
Ratliff, G.	3-5-8	—	2-3-5	—	3-1-4	0-1-1	3-9-12	1-2-3	1-3-4	3-2-5	1-3-4	4-1-5
Wallace, J.	3-1-4	5-2-7	1-4-5	3-0-3	1-0-1	1-1-2	2-0-2	1-1-2	1-1-2	3-0-3	—	—
Tuuu, TJ	3-3-6	2-1-3	1-2-3	5-0-5	0-1-1	0-1-1	2-2-4	0-1-1	1-3-4	1-1-2	—	DNP
Lang, D.	2-0-2	—	1-5-6	—	2-0-2	1-2-3	1-1-2	5-2-7	3-2-5	2-0-2	5-0-5	1-0-1
Lough, T.	6-2-8	5-3-8	1-4-5	1-0-1	1-2-3	—	0-3-3	DNP	DNP	DNP	DNP	1-0-1
Lyons, A.	1-2-3	1-2-3	0-5-5	1-0-1	2-3-5	1-2-3	0-1-1	—	2-2-4	0-3-3	1-2-3	3-1-4
Green, R.	—	3-0-3	1-2-3	1-0-1	—	2-0-2	2-1-3	2-3-5	4-4-8	1-2-3	3-0-3	2-3-5
Collins, B.	0-2-2	—	0-1-1	1-2-3	0-1-1	1-1-2	1-3-4	0-4-4	0-1-1	1-4-5	—	0-2-2
Allen, I.	2-2-4	2-3-5	2-2-4	1-1-2	0-2-2	—	—	1-1-2	DNP	DNP	DNP	DNP
Broadus, A.	2-1-3	2-0-2	—	—	0-1-1	1-2-3	0-1-1	0-4-4	2-2-4	0-1-1	—	—
Stowers, A.	DNP	—	2-1-3	1-1-2	1-2-3	—	2-0-2	1-0-1	1-0-1	0-1-1	—	4-0-4
Cody, N.	3-0-3	1-0-1	0-1-1	—	—	0-3-3	2-1-3	0-1-1	1-0-1	DNP	DNP	DNP
Brown, L.	—	—	—	—	—	4-2-6	1-0-1	3-0-3	—	0-1-1	DNP	DNP
Wilson, P.	—	0-2-2	2-0-2	—	0-2-2	—	3-1-4	0-1-1	—	—	4-1-5	4-4-8
McCown, P.	0-1-1	—	—	—	1-2-3	—	0-3-3	0-1-1	1-0-1	1-0-1	2-1-3	4-0-4
Harris, J.	DNP	0-1-1	0-2-2	1-0-1	—	—	1-1-2	1-0-1	—	—	—	—
Beacham, K.	DNP	—	DNP	—	DNP	DNP	1-1-2	1-0-1	—	DNP	DNP	—
Dawson, M.	—	—	DNP	—	DNP	DNP	1-1-2	0-1-1	DNP	DNP	DNP	DNP
Claybourne, T.	1-0-1	1-0-1	—	DNP	—	—	DNP	DNP	DNP	DNP	DNP	DNP
Appel, J.	—	—	0-1-1	—	1-0-1	—	—	—	—	—	—	—
Gray, M.	—	—	—	—	—	—	—	1-0-1	—	—	—	—
Reyes, T.	1-0-1	—	—	—	—	—	—	—	—	—	—	—
Bayers, C.	—	—	0-1-1	—	—	—	—	—	—	—	—	—
Killebrew, A.	—	—	—	—	—	—	—	—	—	—	—	3-0-3

Week 1 Recap -- at Indiana (August 30, 2014)

Game 1

Indiana 28, Indiana State 10

August 30, 2014
Memorial Stadium
Bloomington, Ind.
38,006



BLOOMINGTON, Ind. - The Indiana State Sycamores achieved numerous defensive stops in the second half but could not fully overcome an early deficit as they dropped their season opener to the Indiana Hoosiers, 28-10, in front of 38,006 fans inside Memorial Stadium.

Mark Sewall led the Indiana State defense with 11 total tackles while Connor Underwood and Kendall Walker each had nine. Underwood and Antonio Broadus each posted quarterback sacks while Underwood led the way with three tackles for a loss.

Buck Logan led the Sycamore rushing attack with 47 yards on 10 attempts and Mike Perish finished 17-of-32 passing for 140 yards. Robert Tonyan, Jr., caught a team-best four passes for 47 yards while A.J. Johnson added three receptions for 22. In his Sycamore debut, junior Osborn Umeh boomed eight punts for 352 yards -- an average of 44.0 yards per punt.

Indiana State moved the ball well on their first drive of the contest as Buck Logan had a 23-yard rush for a first down and then Chris O'Leary's six-yard reception gave the Sycamores their second first down of the contest. Indiana State drove down to the Hoosier 31-yard line before Eric Heidorn narrowly missed a 42-yard field goal attempt to keep the game scoreless.

Indiana scored first in the contest on a 13-yard rush by Tevin Coleman at the 7:16 mark of the first quarter for the 7-0 advantage. Coleman's rush capped a nine-play, 76-yard drive.

The Sycamores were then forced to punt on the ensuing drive but Indiana fumbled the return attempt and Joshua Appel fell on the ball to five Indiana State new life at the Hoosier's 37-yard line. Perish would find A.J. Johnson for an 11-yard gain and then a pass interference penalty moved the ball to the 15. The Sycamores would gain two more yards before Heidorn converted a 31-yard field goal to cut the Indiana advantage down to 7-3 with 3:46 left in the opening stanza.

Coleman would answer with a 73-yard rushing touchdown just 40 seconds later to stretch the lead back out to 14-3. The Sycamores and Hoosiers would trade punts in the second quarter in a segment which became a battle of field position. Indiana would take over at the Indiana State 32-yard line after the Sycamores were buried deep in their own territory. They made it 21-3 with just 2:46 left before the half on a two-yard rush by D'Angelo Roberts off the short field.

Solid in the first half for the Sycamores was junior transfer punter Osborn Umeh who averaged over 45 yards per punt (five attempts), including a long of 58 yards to flip field position just before halftime.

The Hoosiers would drive down to the Sycamore 13-yard line on their opening drive of the third quarter back consecutive tackles for a loss by Jameer Thurman as well as Garrick Ratliff and Mark Sewall stopped the drive and gave the Sycamores the ball at their own 15-yard line. Facing a second down, Perish found Jamar Brown for a 20-yard TD which moved the ball to the IU 35. Kyani Harris caught a seven-yard pass, but the Sycamores were forced to punt and a 44-yard kick from Umeh pinned the Hoosiers back at their own 15.

The Sycamore defense came up with the second Hoosier turnover of the contest late in the third quarter when Travis Starks picked off Nate Sudfeld and returned the ball 60 yards down to the IU 15-yard line. Perish found Brown for 11 yards after the interception and then Buck Logan raced off the left edge for a five-yard touchdown to cut the Hoosier lead down to 21-10 with 3:03 remaining in the third quarter.

Indiana would drive down inside the Sycamore 30-yard line, but the defense faced a fourth-and-one and once again got the stop for no-gain by Ratliff to take over at their own 29-yard line as the third quarter ended. After a punt, the Hoosiers drove down to the Sycamore six-yard line but the Indiana State defense held strong with consecutive tackles for a loss. A 26-yard field goal attempt by Del Grosso dangled off the right upright to keep the defense's second-half clean sheet in tact and the score remaining 21-10 with eight minutes remaining.

The Sycamores would muster a first down on a 19-yard rush from Logan, but the drive stalled and Umeh pinned the Hoosiers back inside their own 20-yard line. The Hoosiers moved the ball 83 yards on nine plays and went ahead 28-10 on a one-yard rush by Myles Graham.

Indiana State	3	0	7	0	10
Indiana	14	7	0	7	28

Scoring Summary

1st	7:16	IU	Coleman 13-yd run (Del Grosso kick) (9-76-3:47)	0-7
1st	3:46	ISU	Heidorn 31-yd field goal (6-28-1:21)	3-7
1st	3:06	IU	Coleman 73-yd run (Del Grosso kick) (2-81-0:40)	3-14
2nd	2:46	IU	Roberts 2-yd run (Del Grosso kick) (7-32-2:37)	3-21
3rd	3:03	ISU	Logan 5-yd run (Heidorn kick) (3-16-0:32)	10-21
4th	2:15	IU	Myles 1-yd run (Del Grosso kick) (9-83-4:46)	10-28

Team Statistics

	ISU	IU
First Downs	10	29
Rushing	2	24
Passing	7	4
Penalty	1	1
Net Yards Rushing	30	455
Rushing Attempts	24	69
Net Yards Passing	140	111
Cmp.-Att.-Int.	17-33-0	11-18-1
Total Offense Yards	170	566
Total Offense Plays	57	87
Fumbles: No.-Lost	1-0	1-1
Penalties: No.-Yards	2-22	4-30
Punts-Yards	8-352	2-69
Avg. Yards Per Punt	44.0	34.5
Punt Returns: No.-Yards	0-0	2-18
Kickoff Returns: No.-Yards	0-0	3-59
Interceptions: No.-Yards	1-60	0-0
Possession Time	23:40	36:20
Third Down Conversions	2-14	11-17
Fourth Down Conversions	1-2	0-2
Red Zone Scores-Chances	2-2	3-5
Sacks By: No.-Yards	2-5	4-33
PAT Kicks	1-1	4-4
Field Goals	1-2	0-1

Individual Statistics

RUSHING: ISU: Buck Logan 10-47, 1 TD; LeMonte Booker 5-14; Team 1-(-5); Mike Perish 8-(-26).

IU: Tevin Coleman 23-247, 2 TD; D. Roberts 24-129, 1 TD; Myles Graham 8-39, 1 TD; Nate Sudfeld 10-32; Devine Redding 3-8; J. Harris II 1-0.

PASSING: ISU: Mike Perish 17-32-0, 140; Chris O'Leary 0-1-0, 0. **IU:** Nate Sudfeld 11-18-1, 111.

RECEIVING: ISU: Robert Tonyan 4-47; A.J. Johnson 3-22; Jamar Brown 2-31; Gary Owens 2-13; Chris O'Leary 2-11; Logan Buske 2-9; Kyanni Garri 1-7; LeMonte Booker 1-0. **IU:** Simmie Cobbs 3-57; J. Harris II 2-12; Shane Wynn 2-8; Devine Redding 1-14; Ricky Jones 1-13; Nick Stoner 1-9; I. Roundtree 1-(-2).

Week 2 Recap -- Tennessee Tech (Sept. 6, 2014)

Game 2

Indiana State 49, Tennessee Tech 14

September 6, 2014

Memorial Stadium

Terre Haute, Ind.

5,113



TERRE HAUTE, Ind. -- The Indiana State Sycamores won their fifth straight home opener at Memorial Stadium Saturday as the Sycamores dominated the Tennessee Tech Golden Eagles for a 49-14 victory. It was Indiana State's first win over an Ohio Valley Conference school since 2004.

Senior quarterback Mike Perish led Indiana State to seven touchdowns on the day as he was 26-of-34 passing for 383 yards and three touchdowns. He also ran twice for two yards and scored a touchdown. Perish's 383 yards are tied for fourth-most in a single-game in the history of the program and proved to be just nine yards shy of his career-best 392 set last year against Youngstown State.

Junior Gary Owens was the favorite target of Perish with six catches for 199 yards and a touchdown. Owens had the most receiving yards by a Sycamore since 1986 in the contest and is the third-most receiving yards in a single-game in program history. Junior Jamar Brown caught five passes including two for touchdowns.

The ground game was led by sophomore Lemonte Booker who had 77 yards and three touchdowns on nine carries. Booker's three rushing touchdowns are the most by a Sycamore since Shakir Bell had four against Youngstown State in 2011. Senior Buck Logan had 51 yards on 13 carries.

The Sycamore defense did not allow the Golden Eagles to score but the Indiana State special teams did give up two touchdowns in the third quarter. Sophomore defensive back Tsali Lough had eight tackles (five solo) to lead the Indiana State defense while sophomore linebacker Jordan Wallace had seven tackles (five solo) including a sack and two tackles for loss. Connor Underwood had three tackles and all were for a loss, including a first quarter sack of the Tennessee Tech quarterback.

Indiana State's offense was efficient on the day as they put points on the board on seven of their first 12 possessions of the game.

The Sycamores scored on three of their first six possessions in the first half as they took advantage of three Golden Eagle turnovers in taking a 21-0 halftime lead. Indiana State took the lead in the first period on their second drive of the game which was helped by a roughing the passer penalty, hindered by three 15-yard penalties on the same play, and culminated in the Sycamores first touchdown of the game.

The drive started at Indiana State's 17-yard line and it looked like the Sycamores would have their second three-and-out of the game. However, the Golden Eagles were called for roughing the passer and the Sycamores kept the ball. Indiana State moved into the Tennessee Tech half of the field for the first time on the day and had a first down at the Golden Eagles 34. Unfortunately, Indiana State was called for three penalties on the next play which moved the ball all the way back to the Sycamores 22 yard line.

It took the Sycamores just three plays to gain all that yardage back and more. Perish connected with Livingston for seven yards and then caught Owens in stride at the Tech 40. Owens broke a tackle at the 35 before finally being pushed out of bounds just short of the goal line. Booker took over from there and busted into the end zone for the first score of the game as the first quarter came to an end. Eric Heidorn booted the point after for a 7-0 Indiana State lead.

The Sycamore defense provided Indiana State with three scoring opportunities in the second quarter and the Sycamores capitalized on two of them.

Junior defensive back Travis Starks intercepted a pass by Tennessee Tech's quarterback Jared Davis at the Golden Eagles 37 with 11:31 left in the half. The Sycamores were unable to capitalize as Heidorn just missed to the left on a 41-yard field goal attempt.

On the Golden Eagles next drive, sophomore defensive lineman Conlan Cassidy recovered a Tennessee Tech fumble at the Golden Eagles 27 yard line. Perish dove through the middle on a quarterback keeper from a yard out with 5:16 left and Heidorn booted the point after to put Indiana State up 14-0.

The lead continued to grow as the Sycamores took advantage of another Golden Eagle turnover on their next possession. Cassidy forced Tech's Willie Davis to cough up the ball and Indiana State's Donovan Layne recovered at the Tech 43. Perish needed just four plays to extend Indiana State's lead including a 28-yard strike to senior Kyanni Harris and then connected with junior tight end Jamar Brown for the touchdown with 2:26 left in the first half.


The Sycamores added to their lead with their first possession of the second half. Perish led the Indiana State team on an eight play, 80 yard drive that culminated in Booker breaking free for a 37 yard touchdown run with 11:30 left in the third quarter. The point after gave Indiana State a 28-0 lead.

The Golden Eagles picked up a little life on Indiana State's next possession after Tennessee Tech punter Jonathan King put the Sycamores with their backs to the end zone with a punt that was downed at the Indiana State one yard line. The Sycamores could not move the ball and were forced to punt which was blocked and recovered by Jordan Patrick with 7:04 left in the third.

Sycamore special teams gave up a touchdown to the Golden Eagles after Tennessee Tech had stopped Indiana State on their next possession. Ladari Vanlier took the punt and outraced the Sycamores for a 72 yard return for a touchdown with 6:12 left. The point after was good as the Golden Eagles cut the Indiana State lead to 28-14.

It took Indiana State just three plays to regain the momentum and started with a 33 yard kickoff return by Booker. Logan rushed for five yards and Perish hit Sam Livingston for 17 yards before the senior signal caller connected with Gary Owens for a 31 yard touchdown pass and a 35-14 Indiana State lead with 4:54 left in the third.

Perish threw two passes on Indiana State's next possession which included a 79 yard catch and run by Gary Owens that gave the Sycamores a first down at the Tennessee Tech nine yard line. Two plays later, Perish connected with Jamar Brown for the touchdown on the first play of the fourth quarter. Indiana State upped their lead to 42-14 after Heidorn booted the point after. Booker added his third touchdown of the game on Indiana State's next possession as he capped a five play, 80 yard drive with a 20 yard touchdown run with 10:14 left in the game. Heidorn booted the point after as Indiana State increased their lead to 49-14.



Tennessee Tech	0	0	14	0	14
Indiana State	7	14	14	14	49

Scoring Summary

1st	0:00	ISU	Booker 1-yd run (Heidorn kick) (12-83-5:23)	0-7
2nd	5:15	ISU	Perish 1-yd run (Heidorn kick) (6-27-2:14)	0-14
2nd	2:26	ISU	Brown 6-yd pass from Perish (Heidorn kick) (4-43-1:21)	0-21
3rd	11:30	ISU	Booker 37-yd run (Heidorn kick) (8-80-3:24)	0-28
3rd	07:54	TTU	Patrick 0-yd blocked punt return (Arnold kick)	7-28
3rd	06:13	TTU	Vanlier 72-yd punt return (Arnold kick)	14-28
3rd	4:54	ISU	Owens 31-yd pass from Perish (Heidorn kick) (3-53-1:09)	14-35
4th	14:56	ISU	Brown 9-yd pass from Perish (Heidorn kick) (4-80-1:11)	14-42
4th	10:14	ISU	Booker 20-yd run (Heidorn kick) (5-80-2:36)	14-49

Team Statistics

	TTU	Indiana State
First Downs	15	21
Rushing	6	5
Passing	7	14
Penalty	2	2
Net Yards Rushing	61	160
Rushing Attempts	34	36
Net Yards Passing	105	383
Cmp.-Att.-Int.	15-38-1	26-35-0
Total Offense Yards	166	543
Total Offense Plays	72	71
Fumbles: No.-Lost	5-3	0-0
Penalties: No.-Yards	6-70	13-142
Punts-Yards	6-218	4-125
Avg. Yards Per Punt	36.3	31.2
Punt Returns: No.-Yards	3-82-2	1-6-0
Kickoff Returns: No.-Yards	4-112	3-73
Interceptions: No.-Yards	0-0	1-0
Possession Time	28:20	31:40
Third Down Conversions	6-18	7-13
Fourth Down Conversions	1-3	0-1
Red Zone Scores-Chances	0-1	5-6
Sacks By: No.-Yards	0-0	4-15
PAT Kicks	2-2	7-7
Field Goals	0-0	0-1

Individual Statistics

RUSHING: Tennessee Tech: Darian Stone 8-37; Willie Davis 3-11; Stephen Bush 5-10; Ladari Vanlier 4-9; Brock McCain 1-6; Trey Burks 2-3; Jared Davis 9-(-6); Team 2-(-9). **Indiana State:** LeMonte Booker 9-77, 3 TD; Buck Logan 13-51; Dimitri Taylor 6-25; Matt Adam 3-11; Mike Perish 2-2, 1 TD; Jaquan Keys 1-0; Team 1-(-1); Travis Reyes 1-(-5).

PASSING: Tennessee Tech: Jared Davis 14-36-1, 98; Team 0-1-0; Darian Stone 1-1-0, 7. **Indiana State:** Mike Perish 26-34-0, 383, 3 TD; Matt Adam 0-1-0.

RECEIVING: Tennessee Tech: Darian Stone 8-57; Cody Matthews 2-20; Brock McCain 2-3; Steve Wilson 1-13; Jared Davis 1-7; Ladari Vanlier 1-5. **Indiana State:** Gary Owens 6-199, 1 TD; Jamar Brown 5-45, 2 TD; A.J. Johnson 4-42; Travis Reyes 4-27; Sampson Livingston 3-27; Kyanni Harris 2-33; Buck Logan 2-10.

Week 3 Recap -- at Ball State (Sept. 13, 2014)

Game 3

Indiana State 27, Ball State 20

September 13, 2014

Scheumann Stadium

Muncie, Ind.

15,860



MUNCIE, Ind. – The Indiana State football team used an attacking style of play to recover from an early deficit and made a fourth quarter defensive stand as time expired to earn a thrilling 27-20 road victory over Ball State in front of 15,860 fans inside Scheumann Stadium. The win returns to Blue Key Victory Bell to Terre Haute for the first time since 1987.

Indiana State improved to 2-1 on the season while Ball State fell to 1-2. Each time the two programs have met since 1940, the Blue Key Victory Bell goes to the victory. While today's meeting was the first since 2003, it proved to be Indiana State's first victory over the Cardinals since 1987 and its first in Muncie since 1982. Additionally, it marked Indiana State's first win over a FBS program since a 2011 victory at Western Kentucky and its first over a Mid-American Conference program since a 2001 win at Eastern Michigan.

The Sycamores were led by the courageous play of senior quarterback Mike Perish who went 25-of-43 passing for 317 yards and three touchdowns. He made a great majority of his pass completions facing an aggressive pass rush from the Cardinals. For the second consecutive week, Gary Owens was Perish's top target with seven reception for 107 yards. Kyani Harris caught three passes for 57 yards and the winning 28-yard touchdown with just under four minutes remaining.

A.J. Johnson added one catch for 25 yards -- a touchdown and Issac Beverstock made a two-yard touchdown reception.

Defensively, Connor Underwood tallied 12 total tackles, including two and a half for a loss and 1.5 quarterback sacks. He added a fumble recovery and a pass breakup. The Sycamore defense had a pair of quarterback sacks and made six tackles for a loss in the contest. The two teams finished with exactly 361 yards of total offense but the difference in the game was a late second half turnover -- the only one of the game. The Sycamore special teams -- specifically Connor Underwood -- recovered a fumble and ISU used the turnover to score with four seconds before the half to regain a 17-14 edge.

The fumble by Ball State just before the half made the Sycamores plus-seven on the year in the turnover department and have now outscored their opponents 41-0 in points off turnovers.

Indiana State scored on their opening drive as the Mike Perish found Gary Owens three times and moved all the way down to the Ball State 24-yard line. Eric Heidorn booted a 42-yard field goal at the 11:15 mark of the first quarter for a quick 3-0 lead.

A 61-yard kickoff return from Ball State set the Cardinals up in Sycamore territory on their first drive and Jahwan Edwards scored from one-yard out as BSU surged ahead 7-3 at the 8:46 mark.

Two teams locked horns in a defensive battle as each team punted twice before Ball State went ahead early in the second quarter on a 23-yard touchdown pass from Ozzie Mann to Jordan Houge with 9:31 remaining before the half for a 14-3 advantage.

The Sycamores responded in a big way with four consecutive plays of more than 10 yards, including a 25-yard strike from Perish to AJ Johnson with 7:51 remaining in the second quarter to draw Indiana State to within 14-10.

Indiana State's defense would bend but not break as Ball State would drive inside the 40-yard line twice late in the quarter and each time resulted in the Sycamores being pinned inside their own five-yard line. Osborn Umeh fumbled the snap with just over one minute on the clock but got away a 47-yard punt. Also fumbling on the play was Ball State's Aaron Hepp, whose miscue was recovered by Connor Underwood and suddenly the Sycamores found themselves in Ball State territory.

Quickly, the Sycamores faced fourth down, but Buck Logan raced around right end for 14 yards to keep the drive alive. Perish then found Sampson Levingston for 14 yards to move the ball inside the 30-yard line and the Sycamores called a timeout with 13 seconds left. A pass attempt from Perish to Gary Owens was incomplete, but Ball State was flagged for pass interference which gave the ball to the Sycamores at the two-yard line. From there, Perish found Issac Beverstock for a two-yard play-action touchdown pass and after the extra point from Heidorn, the Sycamores owned a 17-14 lead at the half.

After the half, the Indiana State defense forced a three-and-out. Ball State's Kyle Schmidt was able to muster a 28-yard punt and the Sycamores took over at the BSU 43-yard line. Facing third down, Perish found Levingston for a key 25-yard catch which moved the ball down to the 15-yard line. That would be as far as the Sycamores would get on the drive and Heidorn came in to boot a 38-yard field goal with 10:57 remaining in the third quarter to extend the lead out to 20-14.

Ball State drove deep into Sycamore territory twice late in third quarter, but came with just a 40-yard and 25-yard field goal as the team's entered the fourth quarter knotted at 20 points each. Facing third down just before the end of the third, Perish found Gary Owens for a 23-yard gain which got the Sycamores out of a hole at their own one-yard line.

The drive would stall and Umeh pinned the Cardinals deep in their own territory. Facing third-and-11, Connor Underwood came up with a quarterback sack to stop Ball State and gave the Sycamores the ball at their own 36-yard line after a punt. Indiana State went to work with the ball in the fourth quarter, converting a first down with a pass from Perish to Jamar Brown to reach the 50. Then Perish found Gary Owens for a wild over the shoulder catch for 29 yards which moved the ball near the red zone.

After a holding call and a short gain, Perish found Kyani Harris over the middle to move the ball to the BSU 15-yard line. The game would remain tied at 20 as Heidorn was not able to convert the 33-yard field goal attempt with just under 10 minutes remaining in the fourth quarter.

The Indiana State defense continued their strong effort by forcing getting the football back on a quarterback back from Conlan Cassidy and Underwood which forced a Ball State punt. The Sycamores took over after a short punt at their own 37-yard line with 7:05 left in regulation.

Buck Logan led off the drive with a six-yard run up the middle, and after a 10-yard loss and delay of game penalty, moved the ball back to the 46-yard line to face a fourth-and-one situation. After a timeout, Logan raced for nine yards to the Ball State 45-yard line to keep the drive alive. Perish then found Levingston for a 17-yard gain and now the Sycamores were in business at the 28-yard line. The winning play came next with a 28-yard scoring strike from Perish to Kyani Harris with 3:50 on the clock for the 27-20 lead.

The Indiana State defense got a stop and took over at their own 15-yard line with 2:17 to go. Ball State was forced to use a pair of timeouts before Indiana State punted back to the Cardinals with 1:57 to go and Ball State needing to move the ball 51 yards to tie the game. Ball State drove all the way down to the eight yard line in 11 plays and on the final play of the game, Ozzie Mann rushed for six yards but was met by Connor Underwood and Kendall Walker as time expired and the Sycamores rushed the field and took home the Victory Bell for the first time in 27 years.

Indiana State	3	14	3	7	27
Ball State	7	7	6	0	20

Scoring Summary

1st	11:15	ISU	Heidorn 42-yd field goal (10-51-3:45)	3-0
1st	8:46	BSU	Edwards 1-yd run (Secor kick) (6-33-2:20)	3-7
2nd	9:31	BSU	Hogue 23-yd pass from Mann (Secor kick) (14-76-6:51)	3-14
2nd	7:51	ISU	Johnson 25-yd pass from Perish (Heidorn kick) (4-65-1:34)	10-14
2nd	0:04	ISU	Beverstock 2-yd pass from Perish (Heidorn kick) (6-49-1:01)	17-14
3rd	10:57	ISU	Heidorn 38-yd field goal (7-23-2:04)	20-14
3rd	8:14	BSU	Secor 40-yd field goal (8-52-2:43)	20-17
3rd	3:08	BSU	Secor 25-yd field goal (12-83-3:50)	20-20
4th	3:50	ISU	Harris 28-yd pass from Perish (Heidorn kick) (7-63-3:15)	27-20

Team Statistics

	ISU	BSU
First Downs	19	20
Rushing	3	7
Passing	13	13
Penalty	3	0
Net Yards Rushing	44	95
Rushing Attempts	24	37
Net Yards Passing	317	266
Cmp.-Att.-Int.	25-43-0	24-46-0
Total Offense Yards	361	361
Total Offense Plays	67	83
Fumbles: No.-Lost	1-0	1-1
Penalties: No.-Yards	7-51	5-58
Punts-Yards	8-328	8-289
Avg. Yards Per Punt	41.0	36.1
Punt Returns: No.-Yards	0-0	3-15
Kickoff Returns: No.-Yards	3-48	4-99
Interceptions: No.-Yards	0-0	0-0
Possession Time	28:21	31:39
Third Down Conversions	3-16	8-21
Fourth Down Conversions	2-2	3-3
Red Zone Scores-Chances	2-3	2-3
Sacks By: No.-Yards	2-7	2-20
PAT Kicks	3-3	2-2
Field Goals	2-3	2-2

Individual Statistics

RUSHING: ISU: Buck Logan 15-54; LeMonte Booker 6-17; Mike Perish 3-(-27).

BSU: Jahwan Edwards 20-75, 1 TD; Horacio Banks 10-30; Ozzie Mann 6-(-4); Team 1-(-6).

PASSING: ISU: Mike Perish 25-43-0, 317, 3 TD. **BSU:** Ozzie Mann 24-46-0, 266, 1 TD.

RECEIVING: ISU: Gary Owens 7-107; Sampson Levingston 4-60; Kyani Harris 3-57, 1 TD; Robert Tonyan 3-32; Jamar Brown 2-15; Travis Reyes 2-8; A.J. Johnson 1-25, 1 TD; Buck Logan 1-10; Issac Beverstock 1-2, 1 TD; LeMonte Booker 1-1. **BSU:** KeVonn Mabon 8-60; Aaron Hepp 5-38; Jordan Hogue 4-59, 1 TD; C. Shillings 2-48; Dylan Curry 2-47; Darian Green 1-9; C. Lacanaria 1-5; Andrew Spears 1-0.

Week 4 Recap -- vs. No. 22/23 Liberty (Sept. 27, 2014)

Game 4

Indiana State 38, Liberty 19

September 27, 2014

Memorial Stadium

Terre Haute, Ind.

7,315



TERRE HAUTE, Ind. -- Indiana State won for the third consecutive time as they downed No. 22/23 Liberty in front of 7,315 fans inside Memorial Stadium by the score of 39-18.

The Sycamores improved to 3-1 on the season as they downed a nationally-ranked opponent for the first time since winning at No. 1 North Dakota State in 2012. Liberty saw its own three-game winning streak end as they dropped to 3-2. The victory improved the Missouri Valley Football Conference to 5-1 this season against ranked non-conference foes, tying a league record, while the league is also now 22-1 against FCS non-conference competition.

Mike Perish continued his strong campaign by completing 39-of-51 passes for 340 yards and three first half touchdown passes. Perish's 39 pass completions are a new school record topping the previous record of 33 set by Blayne Baggett against Murray State in 2005. Perish also is the first Sycamore quarterback to record a trio of 300-yard passing performances in the same season, topping a previous best of two held by many. Perish now has 4,381 passing yards in his career as he passed Ronnie Fouch for fourth-best in the ISU career record book.

Gary Owens led the way with 10 receptions for 71 yards, including one trip to the end zone. Owens is the first Sycamore to record double digit receptions since Carl Berman did it against Western Illinois in 2005. Nine different receivers caught passes on the day as Robert Tonyan added eight catches for 89 yards and one touchdown. A.J. Johnson caught six passes for 53 yards while Kyani Harris added six receptions for 36 yards.

Buck Logan led the way on the ground with 17 attempts for 77 yards and one touchdown. Dimitri Taylor had two rushes for 52 yards in the victory.

On defense, Jameer Thurman led the way with nine tackles and a forced fumble but it was Connor Underwood's eight tackles, including 1.5 for a loss and the same amount of quarterback sacks with a forced fumble and two hurries that paced the defensive attack. DeJuan Lang recorded a pair of interceptions in the victory. T.J. Tuuu added one quarterback sack while Brady Collins shared one with Underwood. Conlan Cassidy and Rondell Green added fumble recoveries.

The Sycamores ended up making it three and a half games before their first turnover of the season. Despite a pair of turnovers, the Sycamores still finished plus two in the turnover battle and neither one of Indiana State's miscues resulted in Liberty points. Meanwhile, the Sycamores now own a 49-0 advantage in points off turnovers as Liberty's final turnover -- an interception -- resulted in a seven-yard touchdown run by Buck Logan with just under three minutes remaining in the game.

Indiana State started fast with a 10-play, 67-yard drive while resulting in a 25-yard field goal from Eric Heidorn just four minutes into the game and a 3-0 advantage. The drive was keyed by an early 25-yard pass from Perish to Jamar Brown as well as 20-yard to Robert Tonyan to convert a third down. The Sycamores got all the way down to the eight-yard line on a rush from reserve Patrick Coyne.

Indiana State's defense held on Liberty's opening drive before the Sycamores were pinned at their own three-yard line with a punt from Trey Turner. Liberty would take over at the ISU 28-yard line following a short punt from the Sycamores. It took the Flames nine plays to move 24 yards before settling for a 22-yard field goal from John Lunsford to knot the score at 3-3 with 4:30 remaining in the first quarter.

Following a short drive, the Sycamores took over at their own four-yard line after another nice punt from Turner. Perish found Kyani Harris for five yards for the initial first down and Owens rushed for 11 yards to move the ball out to the 27. A late hit penalty helped the drive along before Perish found A.J. Johnson for 11 yards to move to the 29. After Dimitri Taylor caught a swing pass to move inside the 20, Perish found Owens over the middle for a 17-yard touchdown and the 10-3 lead with 11:19 left before halftime. The scoring drive covered 96 yards on 10 plays.

Liberty answered in one play with a 71-yard strike from Josh Woodrum to Dante Shells to level the score at 10-10 with 11:03 remaining in the half. As they have all year, the Sycamores got a big 49-yard rush from Taylor to move down to the 26-yard line. After Perish found Tonyan for 19 yards, Taylor finished the drive on a six-yard touchdown pass from Perish at the 9:16 mark for the 17-10 cushion.

Lang intercepted his first pass of the contest after a failed on-side kick attempt had set Liberty up in Sycamore territory. ISU could not capitalize on the turnover and punted back to Liberty. The Flames then went 31 yards in nine plays but not before a quarterback sack from T.J. Tuuu pushed the ball outside the 30. Lunsford still connected on the 48-yard field goal to draw Liberty within 17-13 with 3:16 to go.

Indiana State finished the half on a brilliant drive which began with a pass to Harris and then a 16-yard rush from Logan. The Sycamores drove down to the Liberty 22 where they converted a 3rd-and-5 on an eight-yard pass to Tonyan. After one incompletion, Tonyan was the target again on a 14-yard touchdown pass from Perish with 10 seconds on the clock for the 24-13 halftime lead.


The two teams traded punts over the third quarter and the Sycamores reached the Flames' 11-yard line before a Perish fumble ended the drive. The Sycamores got the ball back on the next play with a Thurman forced fumble and Rondell Green recovery to set ISU up on the Liberty side of the field.

ISU would not score again until mid-way through the final period on a drive which featured a third down conversion from Perish to Harris for nine yards and was helped by an 18-yard completion to Reyes and 12 more to Tonyan which placed the ball at the one. Perish finished the drive with a quarterback sneak with 6:10 remaining for the 31-13 advantage.

Liberty came right back with a seven-play, 70-yard drive over the next 1:14 to draw within 31-19. The Flames saw their on-side kick attempt sail out of bounds with 4:50 to go. After a three-and-out, Umeh pinned the Flames inside their own five-yard line and on the next play Woodrum's pass was intercepted by Lang -- his second of the game -- and set ISU up at the nine-yard line.

Logan carried twice from there and scored from seven yards out for the 38-19 lead. The Sycamore defense held from there and ISU ran out the clock with a kneel down for the victory.

TWO THOUSAND FOURTEEN SYCAMORE FOOTBALL
COMMEMORATIVE POSTER SERIES



Liberty	3	10	0	6	19
Indiana State	3	21	0	14	38

Scoring Summary

1st	11:00	ISU	Heidorn 25-yd field goal (10-67-4:00)	3-0
1st	4:30	LIB	Lunsford 22-yd field goal (9-24-3:22)	3-3
2nd	11:19	ISU	Owens 17-yd pass from Perish (Heidorn kick) (10-96-3:34)	10-3
2nd	11:03	LIB	Shells 71-yd pass from Woodrum (Lunsford kick) (1-71-0:10)	10-10
2nd	9:16	ISU	Taylor 6-yd pass from Perish (Heidorn kick) (4-75-1:47)	17-10
2nd	3:16	LIB	Lunsford 48-yd field goal (9-31-4:24)	17-13
2nd	0:10	ISU	Tonyan 14-yd pass from Perish (Heidorn kick) (14-84-3:00)	24-13
4th	6:10	ISU	Perish 1-yd run (Heidorn kick) (9-60-4:02)	31-13
4th	4:51	LIB	Peterson 8-yd pass from Woodrum (pass failed) (7-70-1:13)	31-19
4th	2:49	ISU	Logan 7-yd run (Heidorn kick) (2-9-0:52)	38-19

Team Statistics

	Liberty	ISU
First Downs	20	26
Rushing	2	4
Passing	15	20
Penalty	3	2
Net Yards Rushing	33	128
Rushing Attempts	22	31
Net Yards Passing	308	340
Cmp.-Att.-Int.	26-45-2	39-51-0
Total Offense Yards	341	468
Total Offense Plays	67	82
Fumbles: No.-Lost	3-2	2-2
Penalties: No.-Yards	5-50	6-64
Punts-Yards	6-253	7-278
Avg.. Yards Per Punt	42.2	39.7
Punt Returns: No.-Yards	2-6	3-18
Kickoff Returns: No.-Yards	5-87	1-16
Interceptions: No.-Yards	0-0	2-2
Possession Time	26:15	33:45
Third Down Conversions	1-11	5-15
Fourth Down Conversions	0-1	1-1
Red Zone Scores-Chances	2-2	6-7
Sacks By: No.-Yards	3-31	3-21
PAT Kicks	1-1	5-5
Field Goals	2-2	1-1

Individual Statistics

RUSHING: Liberty: D.J. Abnar 15-50; T. Macon 2-11; Team 1-(-1); Josh Woodrum 4-(-27). **ISU:** Buck Logan 17-77, 1 TD; Dimitri Taylr 2-52; Gary Owens 1-11; LeMonte Booker 2-10; Patrick Coyne 1-2; Team 1-(-1); Mike Perish 7-(-23). 1 TD.

PASSING: Liberty: Josh Woodrum 26-45-2, 308, 2 TD. **ISU:** Mike Perish 39-51-0, 340, 3 TD.

RECEIVING: Liberty: D. Peterson 12-116, 1 TD; D. Shells 3-96, 1 TD; D. Herman 2-23; J. Smith 2-23; G. Henderson 2-22; K. Couamin 2-12; D. Kelly 1-10; A. Kaigler 1-5; D.J. Abnar 1-1. **ISU:** Gary Owens 10-71, 1 TD; Robert Tonyan 8-89, 1 TD; A.J. Johnson 6-53; Kyani Harri 6-36; Dimitri Taylor 3-18, 1 TD; Jamar Brown 2-35; Travis Reyes 2-28; Sampson Levingston 1-6; Logan Buske 1-4.

Week 5 Recap -- vs. No. 10 Northern Iowa (Oct. 4, 2014)

Game 5

Indiana State 20, Northern Iowa 19



October 4, 2014
Memorial Stadium
Terre Haute, Ind.
4,291



TERRE HAUTE, Ind. — Indiana State scored late and the defense held at the end as the Sycamores earned a hard-fought 20-19 victory over No. 10 Northern Iowa in a thriller on a chilly afternoon at Memorial Stadium.

The No. 10 Panthers are tied for the highest ranked team to fall to the Sycamores at Memorial Stadium since joining the league 29 seasons ago. This victory is tied with a 1990 victory over a No. 10 Northern Iowa squad for the highest nationally-ranked opponent to fall to Indiana State in Terre Haute.

Indiana State used some trickery to take the lead on a fourth quarter drive which began at their own 17-yard line with 5:51 to go. Indiana State faced 3rd-and-15 from their own 25 when Mike Perish found A.J. Johnson for a 22-yard completion. The Sycamores then faced third-and-six from midfield when Perish found Chris O'Leary for a seven yard gain. After Perish found Jamar Brown for eight yards, O'Leary then took a backwards pass from Perish who found a streaking Gary Owens for a 38-yard touchdown pass to push the Sycamores ahead 20-19 with 2:12 to play.

After a failed two-point conversion, Northern Iowa survived an early quarterback sack and fumble by Connor Underwood and eventually converted a third-and-12. On third-and-six, Sawyer Kollmorgen found Brett LeMaster for a 12-yard completion and the Sycamores were flagged for a personal foul to move the ball to the Indiana State 34. Kollmorgen completed the next pass to Chad Owens, but he was met behind the line of scrimmage for a two-yard loss by Mark Sewall and Tsali Lough with 44 seconds left.

Kollmorgen then completed a 10-yard pass on the sideline to Owens, but Owens went out of bounds before catching and the Panthers were penalized for illegal touching, a penalty which calls for a loss of down. Kollmorgen's pass on third down to LeMaster was short which set up a fourth-and-12 from the ISU 36-yard line.

After timeouts by both teams, the reigning national special teams player of the week Michael Schmadeke went on the field to attempt a 53-yard field goal. Schmadeke had made four field goals earlier in the game, but this attempt was into a stiff Southwest wind and came up short as the Sycamore sideline celebrated. One kneel down by the Sycamores then sealed the 20-19 victory.

Perish finished the game 22-of-32 passing for 193 yards. O'Leary completed his only pass attempt of the game -- the 38-yard game-winner to Gary Owens. Buck Logan led the ground attack with 17 rushes for 62 yards and the first touchdown of the game.

Owens once again led the Sycamore receivers with six receptions for 79 yards, including the big 38-yard score in the fourth quarter. A.J. Johnson had five receptions for 60 yards while Dimitri Taylor had a 47-yard reception on a swing pass.

Kendall Walker and Conlan Cassidy tied for team-high honors with nine total tackles each. Mark Sewall was just behind them with eight while Connor Underwood and Donovan Layne tallied seven stops each. Underwood had the only quarterback sack of the game, and now has at least one in each of the Sycamores' five games.

The Sycamore defense recorded seven tackles for a loss in the game, including two from Sewall. Walker, Underwood, Layne, Lough, Alex Stowers and Patrick McCown also each made a tackle for a loss. Underwood forced a fumble on the Panther's final drive while DeJuan Lang had an interception.

Indiana State won the toss and elected to defer to the second half. The Indiana State defense allowed just one first down before forcing a punt. The Sycamores took over at their own 22-yard line where Perish found Owens for an eight-yard completion. After picking up a first down, Perish then connected with Kyani Harris for 20 yards over the middle to move into UNI territory. The Panthers were flagged for pass interference to move to the 14, but Logan was stopped for a three-yard loss on the ensuing play. Logan then burst through the left side for a 17-yard touchdown and Eric Heidorn tacked on the extra point for the 7-0 lead with 7:45 remaining in the first quarter.

The defense came right back to force a three-and-out and the Sycamores took over on their own 33-yard line. On the first play, Perish found Taylor on a 47-yard catch and run which moved the ball down to the UNI 20. After losing 10 yards on a completion, Perish found Johnson for 18 yards down the left sideline to get to the 12. Perish went right back to Johnson to 12 and Logan rushed to the one. Perish used a pair of quarterback sneaks to plunge in on third-and-goal for the 14-0 lead at the 3:15 mark of the first quarter.

UNI got on the board with 6:48 remaining before the half on a five-yard rush by Kollmorgen to trim the Sycamore advantage down to 14-7. UNI would then get down to the ISU two-yard line before the defense stopped David Johnson for a two-yard loss and the Panthers settled for a 21-yard Schmadeke field goal to make it 14-10 with 1:54 on the clock. Perish was intercepted on the first play of the next drive by Deiondre' Hall to set the Panthers up with a short field. UNI would move it just nine yards on four plays and Schmadeke came in to connect on a 48-yard field goal with 1:02 remaining as Indiana State held a 14-13 lead at the break.

The Panthers took the lead on a 30-yard field goal from Schmadeke at the 9:46 mark of the third quarter as both teams' defenses took over. UNI moved down to the 14-yard line and Kollmorgen's pass to the end zone was knocked down by Garrick Ratliff and Schmadeke hit a 31-yard field goal as the Panthers edged their lead out to 19-14 with 14:48 left to play.

The two teams exchanged defensive stands before the Sycamores took over at their own 17-yard line and went 83 yards on nine plays as O'Leary found Owens on the trick play for the 20-19 lead.

Johnson led the Northern Iowa offensive attack with 24 rushes for 127 yards in the contest.



UNI	0	13	3	3	19
Indiana State	14	0	0	6	20

Scoring Summary

1st	7:45	ISU	Logan 17-yd run (Heidorn kick) (9-78-4:18)	7-0
1st	3:15	ISU	Perish 1-yd run (Heidorn kick) (7-67-3:25)	14-0
2nd	6:48	UNI	Kollmorgen 5-yd run (Schmadeke kick) (11-87-4:50)	14-7
2nd	1:54	UNI	Schmadeke 21-yd field goal (8-43-3:47)	14-10
2nd	1:02	UNI	Schmadeke 48-yd field goal (4-9-0:45)	14-13
3rd	9:46	UNI	Schmadeke 30-yd field goal (8-36-3:04)	14-16
4th	14:48	UNI	Schmadeke 31-yd field goal (8-66-3:34)	14-19
4th	2:12	ISU	Owens 38-yd pass from O'Leary (pass failed) (9-83-3:39)	20-19

Team Statistics

	UNI	ISU
First Downs	20	16
Rushing	8	3
Passing	10	9
Penalty	2	4
Net Yards Rushing	162	82
Rushing Attempts	38	28
Net Yards Passing	158	231
Cmp.-Att.-Int.	16-35-1	23-33-1
Total Offense Yards	320	313
Total Offense Plays	73	61
Fumbles: No.-Lost	1-0	2-2
Penalties: No.-Yards	7-65	10-85
Punts-Yards	5-179	6-209
Avg.. Yards Per Punt	35.8	34.8
Punt Returns: No.-Yards	1-0	2-0
Kickoff Returns: No.-Yards	2-35	0-0
Interceptions: No.-Yards	1-0	1-0
Possession Time	30:35	29:25
Third Down Conversions	7-18	6-14
Fourth Down Conversions	0-1	0-0
Red Zone Scores-Chances	4-4	2-3
Sacks By: No.-Yards	2-7	1-5
PAT Kicks	1-1	2-2
Field Goals	4-5	0-0

Individual Statistics

RUSHING: UNI: David Johnson 24-127; Darrian Miller 9-26; Sawyer Kollmorgen 4-9, 1 TD; Ronelle McNeil 1-0. **ISU:** Buck Logan 17-62, 1 TD; Dimitri Taylor 4-18; Mike Perish 6-3, 1 TD; Team 1-(-1).

PASSING: UNI: Sawyer Kollmorgen 16-35-1, 158. **ISU:** Mike Perish 22-32-1, 193; Chris O'Leary 1-1-0, 38, 1 TD.

RECEIVING: UNI: Brett LeMaster 5-57; Chad Owens 4-13; David Johnson 3-14; Braden Lehman 2-21; Billy Williams 1-36; Darrian Miller 1-17. **ISU:** Gary Owens 6-79, 1 TD; A.J. Johnson 5-60; Jamar Brown 3-13; Kyani Harris 2-28; Buck Logan 2-1; Dimitri Taylor 1-47; Chris O'Leary 1-7; Robert Tonyan 1-3; Issac Beverstock 1-3; Travis Reyes 1-(-10).

Week 6 Recap -- vs. No. 15 Illinois State (Oct. 11, 2014)

Game 6

Illinois State 20, Indiana State 18

October 11, 2014

Memorial Stadium

Terre Haute, Ind.

7,534



TERRE HAUTE, Ind. -- The No. 20/22 Indiana State Sycamores scored a pair of fourth quarter touchdowns to take a late lead against visiting No. 15 Illinois State but a field goal near the end of regulation gave the Redbirds a 20-18 victory in front of 7,534 fans on Homecoming at Memorial Stadium.

Redshirt freshman Matt Adam gained his first career starting nod under center. He responded by going 21-of-42 passing for 201 yards and two fourth quarter touchdowns as he nearly engineered a come-from-behind victory.

Illinois State took a 17-6 lead with a two-yard touchdown run by Bryce Holm with 9:45 remaining in the contest to set up two scoring consecutive scoring drives. Buck Logan rushed for one yard to give the Sycamores their initial first down of the first drive. After a Redbird penalty gave the Sycamores a first down, Indiana State faced a 2nd-and-14 when Adam found Gary Owens for 16 yards and moved the ball down to the 36. Owens was the target again on 3rd-and-2 for 10 yards and set up the Sycamores with a first down at the Redbird 18.

After three consecutive incompletions, Adam found Owens for a spectacular catch in the back of the end zone for an 18-yard touchdown with 5:41 remaining to draw Indiana State within 17-12.

The Sycamore defense forced a three-and-out and took over at their own 34-yard line with 3:11 remaining in the contest. Logan ripped off runs of four and 16 yards to once again move into Redbird territory. He then found Logan on a 16-yard pass to move to the 35 before Illinois State grabbed a tackle for loss and set the ball at the Illinois State 37. From there Adam found A.J. Johnson along the home sideline and he escaped a Redbird defender while staying in bounds. Johnson then raced to the end zone for a 37-yard touchdown reception which pushed the Sycamores ahead 18-17. The two-point conversion failed and would give Illinois State the ball with 1:13 left in regulation. A squib kick was touched early by a Redbird and gave them the ball at the Indiana State 49. After two Tre Roberson incompletions, Roberson came back to find Lechein Neblett for 16 yards. Marshaun Coprich rushed for 27 yards to the Indiana State six-yard line. After timeouts from both teams, Nick Aussieker connected on a 20-yard field goal with three seconds remaining for the 20-18 lead.

A short kick from Illinois State set up the Sycamores with the chance for a return as time ticked away on the clock, but the Sycamores were not able to move the ball past their own 30-yard line through a series of lateral passes to give the Redbirds a win.

Logan led the Sycamore ground game with 69 rushing yards on 15 attempts while LeMonte Booker had 28 yards on seven carries. Gary Owens led the way for the receivers with seven catches for 70 yards, including one touchdown while Robert Tonyan had four receptions for 20 yards. Johnson added two catches for 41 yards and a touchdown.

The Indiana State defense was stout against an Illinois State offense which came into the game ranked first in the league. Kendall Walker led the way with 10 total tackles, including one for a loss. Mark Sewall and Travis Starks each contributed eight.

Connor Underwood had seven tackles, including one quarterback sack which kept alive his streak of six consecutive games with at least one. He added two tackles for a loss. Underwood now has 21 quarterback sacks in his career and is just 3.5 away from Kyle Mitchell's school record of 24.5


Lonnell Brown had two quarterback sacks in the game and 2.5 tackles for a loss, while Jameer Thurman posted one sack and 2.5 tackles for a loss with a fumble recovery. Alex Stowers contributed an early interception and a return of 26 yards which set up the Sycamores' first score of the game.

Osborn Umeh continued his strong season with nine punts for 340 yards -- an average of 37.8 yards per punt, including a long of 52 yards and he pinned Illinois State inside their own 20 a total of three times. Eric Heidorn finished 2-of-3 on his field goal attempts including a 25-yard attempt in the first quarter as well as a career long 49-yard make at the end of the second quarter.

After Indiana State and Illinois State traded punts to begin the game, the Sycamores received a break on the Stowers interception and return down to the four-yard line. After three plays, Heidorn hit the 25-yard field goal for the 3-0 lead with 31 seconds remaining in the first quarter.

Illinois State was driving and tried to convert on fourth-and-sixth when Roberson found James O'Shaughnessy for a five-yard completion and he fumbled as and recovered short of the line to gain. The Sycamores embarked on an 11-play, 38-yard drive which ended with Heidorn sneaking a career-long 49-yard field goal as time expired in the first half for the 6-0 halftime lead.

The Redbirds got within 6-3 on a Aussieker 34-yard field goal with 12:27 remaining in the third quarter. Illinois State took a 10-6 lead on Coprich's 26-yard touchdown run with 13 seconds left in the third and extended their lead out to 17-6 on Holm's two-yard scoring plunge with 9:45 remaining.



Illinois State	0	0	10	10	20
Indiana State	3	3	0	12	18

Scoring Summary

1st	0:31	ISU	Heidorn 25-yd field goal (4-(-3)-1:31)	3-0
2nd	0:00	ISU	Heidorn 49-yd field goal (11-38-2:04)	6-0
3rd	12:27	ILS	Aussieker 34-yd field goal (5-10-2:21)	6-3
3rd	0:13	ILS	Coprich 26-yd run (Aussieker kick) (2-33-0:43)	6-10
4th	9:45	ILS	Holm 2-yd run (Aussieker kick) (10-65-4:03)	6-17
4th	5:41	ISU	Owens 18-yd pass from Adam (pass failed) (14-70-3:56)	12-17
4th	1:13	ISU	Johnson 37-pass from Adam (pass failed) (6-66-1:58)	18-17
4th	0:03	ILS	Aussieker 20-yd field goal (7-47-1:08)	18-20

Team Statistics

	ILS	ISU
First Downs	18	17
Rushing	11	9
Passing	7	7
Penalty	0	1
Net Yards Rushing	159	73
Rushing Attempts	39	33
Net Yards Passing	170	201
Cmp.-Att.-Int.	16-31-1	21-42-0
Total Offense Yards	328	274
Total Offense Plays	70	75
Fumbles: No.-Lost	2-1	0-0
Penalties: No.-Yards	8-60	4-16
Punts-Yards	7-253	9-340
Avg.. Yards Per Punt	36.1	37.8
Punt Returns: No.-Yards	2-16	3-21
Kickoff Returns: No.-Yards	2-85	5-78
Interceptions: No.-Yards	0-0	1-26
Possession Time	32:14	27:46
Third Down Conversions	6-15	5-18
Fourth Down Conversions	0-1	1-1
Red Zone Scores-Chances	3-3	3-3
Sacks By: No.-Yards	4-34	4-29
PAT Kicks	2-2	0-0
Field Goals	2-2	2-3

Individual Statistics

RUSHING: ILS: Marshaun Coprich 21-126, 1 TD; Tre Roberson 16-32; Bryce Holm 1-2, 1TD; James Graham 1-(-1). **ISU:** Buck Logan 15-69; LeMonte Booker 7-28; Dimitri Taylor 2-2; Matt Adam 9-(-26).

PASSING: ILS: Tre Roberson 16-31-1, 170. **ISU:** Matt Adam 21-42-0, 201, 2 TD.

RECEIVING: ILS: Lechein Neblett 6-73; Cameron Meredith 4-68; James O'Shaughnessy 3-33; Marshaun Coprich 2-(-3); Jamal Towns 1-(-1). **ISU:** Gary Owens 7-70, 1 TD; Robert Tonyan 4-20; A.J. Johnson 2-41, 1 TD; Travis Reyes 2-16; Kyani Harris 2-14; Buck Logan 1-16; LeMonte Bookere 1-12; Sampson Levinston 1-7; Jamar Brown 1-5.

Week 7 Recap -- @ North Dakota State (Oct. 18, 2014)

Game 7

North Dakota State 34, Indiana State 27

October 18, 2014

Fargodome

Fargo, N.D.

18,477



FARGO, N.D. — No. 1 North Dakota State extended their FCS record winning streak to 31 games as the Bison earned a 34-17 victory over No. 22/23 Indiana State in front of 18,477 fans inside Fargodome.

Osborn Umeh finished the game with seven punts for 325 yards -- a single-game career-best average for the junior transfer of 46.4 yards. Umeh had three punts over 50 yards, including a long of 56 yards and pinned the Bison inside their own 20-yard line twice.

A.J. Johnson had seven pass receptions for 120 yards as well as a fourth quarter touchdown, while Robert Tonyan added three catches for 38 yards. Chris O'Leary tallied a career-best four pass receptions in the contest. Mike Perish racked up 196 yards of passing in the game, including the scoring strike to Johnson.

The Sycamore defense had three players in double digit tackles including a team-best 15 from Kendall Walker. Walker also forced a fumble in the game's second quarter. Donovan Layne added 12 with a quarterback sack while Garrick Ratliff added 12. Connor Underwood recorded six tackles, including a pair of tackles for a loss. Jordan Wallace owned a 72-yard fumble return for a touchdown in the fourth quarter.

Trailing late, the Sycamores put together a nine-play, 77-yard scoring drive which was capped by a 18-yard touchdown pass from Perish to Johnson to cut the NDSU advantage down to 34-10 with 5:54 remaining. Johnson had receptions of 18 and 17 yards on the drive while Chris O'Leary caught three consecutive passes to keep the drive marching down the field.

The Sycamore defense created a big play turnover with 2:52 remaining when Phil Wilson forced a fumble and Jordan Wallace picked the ball up and raced 72 yards for a touchdown which furthered trimmed the North Dakota State lead down to 34-17. It was the first fumble return for a touchdown for the Sycamores since Calvin Burnett had one for two yards at Indiana in the 2013 season opener.

The Sycamore defense bent but they did not break on the first two drives by North Dakota State. Drives of 15 and 12 plays resulted in Adam Keller field goals for 19 and 50 yards as the Bison took a 6-0 lead into the later portions of the first quarter.

A punt return set the Bison up for their third scoring drive, a two-play, 10-yard jaunt which resulted in a John Crockett touchdown run of two yards for the 13-0 advantage with just 21 seconds remaining in the opening stanza.


NDSU returned to the end zone on their fourth drive after a fumble nearly netted the Sycamores the ball near midfield. Instead, Carson Wentz found Zach Vraa for a 48-yard touchdown pass with 11:59 left before the half and a 20-0 Bison lead. North Dakota State then drove into the red zone, but a quarterback sack from Donovan Layne pushed the ball far enough away to force Keller into missing a 33-yard field goal attempt and kept the score at 20-0.

The Sycamores gained some momentum from the missed field goal and Perish got things started with a 35-yard pass down the sideline to A.J. Johnson for Indiana State's first trip into NDSU territory. On third-and-19 Perish again hooked with up Johnson for a 25-yard gain to keep the chains moving. Perish then found Tonyan for 14 yards as the Sycamores drove down to the NDSU 13. Eric Heidorn put the Sycamores on the board with a 39-yard field goal to cap the 11-play drive and cut the Bison advantage down to 20-3.

Dimitri Taylor opened the second half with a 33-yard kickoff return but the Bison defense continued to hold. After a booming 49-yard punt from Umeh forced NDSU to start at their own 17-yard line, the Bison gained a trio of first downs before Connor Underwood tallied the first of two tackles for a loss on the dive. NDSU still managed to score on a three-yard touchdown pass from Wentz to Vraa on third-and-goal to take a 27-3 lead with 6:36 remaining in the third quarter.

A 53-yard punt from Umeh as well as a 10-yard penalty on the Bison forced NDSU to start at their own 31-yard line. A 69-yard drive was capped by a three-yard touchdown rush from Crockett and NDSU stretched its lead out to 34-3 with just under two minutes left in the third quarter.

The Sycamores moved the ball into the Bison red zone on their first drive of fourth quarter with an 18-yard completion to Chris O'Leary as well as 20 more to Robert Tonyan. The pass to Tonyan converted a fourth down, but the Bison defense would hold on a later fourth down conversion attempt. The defense was able to respond with a three-and-out defensive stop.



Indiana State	0	3	0	14	17
NDSU	13	7	14	0	34

Scoring Summary

1st	8:51	NDSU	Keller 19-yd field goal (15-71-6:04)	0-3
1st	2:44	NDSU	Keller 50-yd field goal (12-46-5:08)	0-6
1st	0:21	NDSU	Crockett 2-yd run (Keller kick) (2-10-0:42)	0-13
2nd	11:59	NDSU	Vraa 48-yd pass from Wentz (Keller kick) (4-59-2:05)	0-20
2nd	0:36	ISU	Heidorn 39-yd field goal (11-59-1:59)	3-20
3rd	6:36	NDSU	Vraa 3-yd pass from Wentz (Keller kick) (13-83-6:11)	3-27
3rd	1:34	NDSU	Crockett 3-yd run (Keller kick) (8-69-2:56)	3-34
4th	5:54	ISU	Johnson 18-yd pass from Perish (Heidorn kick) (9-77-2:43)	10-34
4th	2:52	ISU	Wallace 72-yd fumble recovery (Heidorn kick)	17-34

Team Statistics

	ISU	NDSU
First Downs	12	24
Rushing	2	11
Passing	10	12
Penalty	0	1
Net Yards Rushing	31	209
Rushing Attempts	21	52
Net Yards Passing	196	222
Cmp.-Att.-Int.	15-32-0	20-31-0
Total Offense Yards	227	431
Total Offense Plays	53	83
Fumbles: No.-Lost	0-0	2-1
Penalties: No.-Yards	8-63	3-24
Punts-Yards	7-325	2-94
Avg. Yards Per Punt	46.4	47.0
Punt Returns: No.-Yards	0-0	2-49
Kickoff Returns: No.-Yards	6-104	4-62
Interceptions: No.-Yards	0-0	0-0
Possession Time	18:48	41:12
Third Down Conversions	2-12	12-18
Fourth Down Conversions	1-2	0-1
Red Zone Scores-Chances	2-3	4-6
Sacks By: No.-Yards	1-4	5-41
PAT Kicks	2-2	4-4
Field Goals	1-1	2-3

Individual Statistics

RUSHING: ISU: Buck Logan 7-31; LeMonte Booker 5-21; Dimitri Taylor 3-19; Mike Perish 6-(-40).

NDSU: John Crockett 20-101, 2 TD; King Frazier 14-52; Chase Morlock 8-32; Carson Wentz 7-18; Darius Anderson 1-8; Tyler Wrice 1-0; Team 1-(-2).

PASSING: ISU: Mike Perish 15-32-0, 196, 1 TD. **NDSU:** Carson Wentz 20-30-0, 222, 2 TD; Cole Davis 0-1-0, 0.

RECEIVING: ISU: A.J. Johnson 7-120, 1 TD; Chris O'Leary 4-36; Robert Tonyan 3-38; Jamar Brown 1-2. **NDSU:** Zach Vraa 9-119, 2 TD; Trevor Gebhart 3-28; John Crockett 2-45; Jeff Illies 2-9; Andrew Bonnet 1-9; Chase Morlock 1-6; Luke Albers 1-3; Darius Anderson 1-3.

Week 8 Recap -- at Southern Illinois (Oct. 25, 2014)

Game 8

Indiana State 41, Southern Illinois 26



October 25, 2014

Saluki Stadium

Carbondale, Ill.

10,255



CARBONDALE, Ill. -- For the fifth consecutive week the No. 22/24 Indiana State Sycamores faced a nationally-ranked opponent and for the third time during that stretch, Indiana State earned a victory with a 41-26 triumph over No. 19/20 Southern Illinois in front of 10,255 fans at Saluki Stadium.

Mike Perish completed 27-of-41 passes for 353 yards, including four touchdowns. Perish now has 38 career touchdown passes which is just two away from Jeff Miller's school record of 40 set from 1982-85. It was also his fourth game this season with at least 300 yards passing. His top target was Kyani Harris who had five receptions for 129 yards and two touchdowns.

Robert Tonyan had five receptions for 76 yards and the other touchdown reception from Perish. Perish found 11 different receivers on the night, including Issac Beverstock who had a six-yard touchdown reception in the second half.

Buck Logan became the first Sycamore to eclipse the 100-yard rushing mark on the season as he had 142 on the ground on 15 attempts. LeMonte Booker tallied 48 rushing yards while Dimitri Taylor posted 41 on the ground.

Indiana State's offense gained a Saluki Stadium record 563 yards of total offense in the victory while the defense held the Salukis to just 278. The Sycamores tallied 210 yards on the ground and posted 353 in the air. The Sycamores forced four Saluki turnovers and only committed one to own a 17-0 advantage in points off turnovers.

Mark Sewall led the Sycamore defense with eight total tackles. Connor Underwood had five tackles, including 1.5 for a loss as well as the same amount of quarterback sacks. Travis Starks and Alex Stowers each had interceptions while Donovan Layne posted a fumble recovery to set up a field goal right before halftime.

Indiana State elected to defer to the second half and it worked as planned as the Sycamore defense held the Salukis to a three-and-out before Perish found Gary Owens for a seven-yard reception and then Kyani Harris on a six-yard strike which set up a pinpoint pass from Perish to Harris 47 yards over the middle and a 7-0 Indiana State with 12:40 to go in the first quarter.

The Sycamore defense allowed just one Saluki first down on the next drive and it took just a 17-yard rush from Buck Logan and then a 38-yard scoring strike from Perish to Robert Tonyan at the 9:24 mark of the first quarter for Indiana State to own a 14-0 advantage.

Southern Illinois drove into the Sycamore territory looking for an answer to the quick Indiana State start but Travis Starks ended the drive with his third interception of the year as they started on their own 20-yard line with 4:05 remaining. Indiana State would drive deep into Saluki territory before a missed field goal ended the threat early in the second quarter.

The Salukis converted their next drive with a methodical 11-play, 80-yard drive which was capped by a three-yard touchdown pass from Mark Iannotti to MyCole Pruitt with just over nine minutes remaining to cut the Sycamore advantage down to 14-7.

The Sycamores would drive down to the red zone but a pair of costly penalties knocked them out of field goal range and forced Osborn Umeh into his first punt of the game which pinned the Salukis down at their own 10. On the first play following the punt, Iannotti scrambled into the back field where he fumbled and Alec Lyons pounced on the ball at the five-yard line.

It would take four plays before Buck Logan plunged in on fourth-and-goal from one-yard out to stretch the Sycamore lead out to 21-7 with 2:14 remaining in the first half.

Each team traded punts before Southern Illinois drove near midfield as time began to dwindle on the opening half. Donovan Layne forced a MyCole Pruitt fumble which was returned to the SIU 32-yard line to give the Sycamores a chance with 15 seconds remaining.

A sack of Perish moved the Sycamores towards midfield but he came back with a 19-yard completion to Harris which ended out of bounds with one second on the clock. Eric Heidorn then booted a 40-yard field goal as the clock expired on the first half with the Sycamores owning a 24-7 lead.

The Sycamores opened the second half with a 32-yard kickoff return from Lemonte Booker and churned out one first down as they advanced into Saluki territory. Indiana State was forced to punt before a 26-yard pass from Ryan West to Tay Willis with 11:49 remaining in the third quarter cut the lead down to 24-14.

Indiana State responded to the Southern Illinois score with a third down conversion completion from Perish to Chris O'Leary for 29 yards and then consecutive run plays from Logan and Perish to get down to the SIU 24. An offensive pass interference penalty as well as a quarterback sack moved the Sycamores back to the 36 where Umeh punted into the end zone. A penalty on the Salukis would force them to start at their own 10-yard line with 7:21 remaining in the third quarter.

The Sycamore defense forced a pair of three-and-outs with the second resulting in a 50-yard SIU punt. On third-and-one, Logan broke through the line for 59 yards to get down to the Southern Illinois eight. After a two-yard rush by Dimitri Taylor, the Sycamore ran a bootleg play which resulted in a six-yard touchdown pass from Perish to Isaac Beverstock as Indiana State regained a 31-14 lead with 1:55 remaining in the third quarter.

An Indiana State turnover in special teams was erased by an Alex Stowers interception near the end of the third quarter as the Sycamores took over at their own two-yard line. Indiana State moved out of the shadow of their goal line with a third down completion from Perish to Sampson Levingston. From there, Perish moved over 300 yards passing on the day for the fourth time this season with consecutive completions to Travis Reyes of 11 and 19 yards which moved the ball into SIU territory.

The Sycamores moved into the red zone and eclipsed the 500-yard mark on offense with a 12-yard completion from Perish to Tonyan and then a four-yard rush from Taylor. After a false start penalty, Perish tossed his third touchdown pass of the contest -- this one a 22-yard completion to Harris and the Sycamores found themselves up 38-14 over SIU. It was Harris' second receiving touchdown of the contest.

Up 38-20, the Sycamore benefited from a short field after a kickoff out of bounds and he converted a 36-yard field goal with 4:39 remaining to stretch the lead out to 41-20.

Indiana State	14	10	7	10	41
Southern Illinois	0	7	7	12	26

Scoring Summary

1st	12:40	ISU	Harris 47-yd pass from Perish (Heidorn kick) (3-60-0:43)	7-0
1st	9:24	ISU	Tonyan 38-yd pass from Perish (Heidorn kick) (3-58-1:09)	14-0
2nd	9:07	SIU	Pruitt 3-yd pass from Iannotti (Kinney kick) (11-80-5:01)	14-7
2nd	2:14	ISU	Logan 1-yd run (Heidorn kick) (4-5-1:38)	21-7
2nd	0:00	ISU	Heidorn 40-yd field goal (3-10-0:15)	24-7
3rd	11:49	SIU	Willis 26-yd pass from West (Kinney kick) (4-71-1:04)	24-14
3rd	1:36	ISU	Beverstock 6-yd pass from Perish (Heidorn kick) (5-76-1:55)	31-14
4th	10:23	ISU	Harris 22-yd pass from Perish (Heidorn kick) (12-98-5:00)	38-14
4th	7:44	SIU	Walter 1-yd run (pass failed) (9-50-2:36)	38-20
4th	4:39	ISU	Heidorn 36-yd field goal (5-22-3:03)	41-20
4th	0:00	SIU	Iwema 3-yd pass from West (8-55-1:43)	41-26

Team Statistics

	ISU	SIU
First Downs	26	23
Rushing	10	3
Passing	16	17
Penalty	0	3
Net Yards Rushing	215	27
Rushing Attempts	38	25
Net Yards Passing	353	291
Cmp.-Att.-Int.	27-41-0	31-51-2
Total Offense Yards	568	318
Total Offense Plays	79	76
Fumbles: No.-Lost	2-1	2-2
Penalties: No.-Yards	8-95	5-30
Punts-Yards	5-150	6-234
Avg.. Yards Per Punt	30.0	39.0
Punt Returns: No.-Yards	1-11	0-0
Kickoff Returns: No.-Yards	3-77	7-133
Interceptions: No.-Yards	2-0	0-0
Possession Time	33:22	26:38
Third Down Conversions	5-14	8-15
Fourth Down Conversions	1-2	0-1
Red Zone Scores-Chances	4-6	3-3
Sacks By: No.-Yards	4-28	2-17
PAT Kicks	5-5	2-2
Field Goals	2-3	0-0

Individual Statistics

RUSHING: ISU: Buck Logan 15-142, 1 TD; LeMonte Booker 7-48; Dimitri Taylor 11-46, Team 1-(-6), Mike Perish 4-(-15). **SIU:** Mika'il McCall 7-25; Tay Willis 6-21; Cameron Walter 4-11, 1 TD; Ken Malcome 1-4; LaSte McKinney 1-1; Ryan West 1-(-3), Mark Iannotti 5-(-32).

PASSING: ISU: Mike Perish 27-41-0, 353, 4 TD. **SIU:** Ryan West 21-34-1, 195, 2 TD; Mark Iannotti 10-17-1, 96, 1 TD.

RECEIVING: ISU: Kyani Harris 5-129, 2 TD; Robert Tonyan 5-76, 1 TD; Gary Owens 4-37; Travis Reyes 3-32; Chris O'Leary 2-33; Buck Logan 2-10; A.J. Johnson 2-6; LeMonte Booker 1-10; Dimitri Taylor 1-8; Sampson Levingston 1-6; Issac Beverstock 1-6, 1 TD. **SIU:** MyCole Pruitt 8-66, 1 TD; LaSte McKinney 7-55; Tay Willis 6-78, 1 TD; Josh Sullivan 3-26; Adam Fuehne 2-24; Cameron Walter 2-19; Connor Iwema 2-14, 1 TD; Kenning Easley 1-9.

Week 9 Recap -- Missouri State (Nov. 1, 2014)

Game 9

Indiana State 20, Missouri State 18

November 1, 2014

Memorial Stadium

Terre Haute, Ind.

4,799



SPRINGFIELD, Mo. -- After surrendering a go-ahead field goal to Missouri State with 42 seconds remaining, the Sycamores used a bit of trickery on the ensuing kickoff followed by a game winning field goal in the waning moments as No. 19/21 Indiana State earned a thrilling 20-18 victory over Missouri State on a chilly afternoon inside Memorial Stadium.

The fourth quarter was full of action as Marcelo Bonani connected on an 18-yard field goal with 13:28 to go which put Missouri State for the first time in the game at 15-14. His field goal capped an 11-play, 37-yard drive which chewed up nearly six minutes of time.

The two teams would battle for field position after a missed field goal gave the Bears the ball at the own 20 with 5:27 remaining. After a pair of Bear runs set up a third-and-nine from the MSU 21, Kierra Harris was intercepted by Travis Starks at the MSU 37 and he returned the ball 25 yards down to the 12-yard line with 3:31 remaining.

Despite not gaining a yard, Eric Heidorn connected on a 30-yard field goal at the 2:06 mark as the Sycamores regained a 17-15 advantage. The Bears then drove to the ISU 25-yard line and Bonani converted a 41-yard field goal attempt with 42 seconds remaining as MSU inched ahead 18-17.

The ensuing kickoff will be talked about in Sycamore circles for a while to come as Indiana State needed a big return after using both of their remaining timeouts in an attempt to ice the MSU kicker on the previous drive. The kickoff was fielded at their own 30-yard line and fielded by Dimitri Taylor. A group of Sycamores circled around Taylor who handed the ball off inside the huddle to Aaron Killebrew. Killebrew broke out of the group and eluded a pair of would-be tacklers as he raced down the sideline for 32 yards down to the MSU 38-yard line.

From there, Mike Perish completed passes to Kyani Harris and Chris O'Leary to move to the MSU 20. After a pair of incomplete passes, Heidorn took the field on third down and put the 38-yard game-winning field goal right down the middle for the 20-18 victory.

MSU's Harris had one second to create some magic and made it to the ISU 42-yard line before Connor Underwood and Kendall Walker combined to make the tackle and secure the win.

Underwood finished the day with nine total tackles, including 2.5 for a loss and 1.5 quarterback sacks. He also finished the day as the new Indiana State career quarterback sacks leader with 26 in just over two and half seasons in the blue and white. He passed Kyle Mitchell who had 25.5 during his brilliant Sycamore career just under 10 years ago. He now has 47 career tackles for a loss, and needs only seven more to tie Mitchell's career record in that category as well of 54.5.

For the second consecutive week, the Sycamores had a 100-yard rusher as LeMonte Booker used 12 carries to gain a career-high 116 yards. He broke an 87-yard rush in the game's first quarter to begin the Sycamores' scoring on the day. Perish was 18-of-38 passing for 144 yards with one touchdown and just his second interception of the season. He now has 39 career touchdown passes, just one shy of Jeff Miller's school record of 40.

Gary Owens led the receiving corps with five catches for 36 yards while Kyani Harris had four for 18. Robert Tonyan caught three passes for 58 yards and a recorded a touchdown.


Kendall Walker paced the Sycamores with 11 tackles, including one for a loss while Jameer Thurman and Underwood had nine each. Travis Starks had the late game interception and a return for 25 yards.

The Bears struck first on their second drive with a 37-yard pass play from Harris to Zac Hoover for the 6-0 lead after the PAT kick failed. The score capped a two-play, 41-yard drive and came with 11:07 remaining in the opening quarter. After that, the Bears recovered an on-side kick, but the defense forced a three-and-out but the Sycamores would start back up at their own four-yard line.

Booker provided the burst through the line the team needed on the first play as he scampered 87 yards down to the MSU nine-yard line. On third and goal, Perish found Tonyan for the eight-yard touchdown and the Sycamores regained a 7-6 advantage with 8:14 left in the first quarter.

The two teams traded defensive stops, before Indiana State went on a nine-play, 50-yard drive early in the second quarter towards pay dirt. An interception was wiped out on the drive by a roughing the passer penalty which moved the ball to the MSU 24. Perish found Harris for 10 yards on third drive to keep the drive alive and Dimitri Taylor raced 10 yards to the MSU one on second down to put the Sycamores knocking the door. Taylor finished the drive on the next play with a one-yard plunge into the end zone to give the Sycamores a 14-6 lead.

MSU answered back with a six-play, 60-yard drive on a 20-yard pass from Harris to Sinclair with 6:05 left before the half to get the Bears within 14-12. The two-point conversion failed as the Bears were trying to make up for the earlier missed PAT.

TWO THOUSAND FOURTEEN SYCAMORE FOOTBALL
COMMEMORATIVE POSTER SERIES

Missouri State	6	6	0	6	18
Indiana State	7	7	0	6	20

Scoring Summary

1st	11:07	MSU	Hoover 37-yard pass from Harris (kick failed) (2-41-0:42)	0-6
1st	8:14	ISU	Tonyan 8-yd pass from Perish (Heidorn kick) (4-96-1:12)	7-6
2nd	9:13	ISU	Taylor 1-yd run (Heidorn kick) (9-50-3:14)	14-6
2nd	6:05	MSU	Sinclair 20-yd pass from Harris (rush failed) (6-60-3:00)	14-12
4th	13:28	MSU	Bonani 18-yd field goal (11-37-5:57)	14-15
4th	2:06	ISU	Heidorn 30-yd field goal (4-0-1:25)	17-15
4th	0:42	MSU	Bonani 41-yd field goal (10-47-1:20)	17-18
4th	0:06	ISU	Heidorn 38-yd field goal (5-18-0:26)	20-18

Team Statistics

	MSU	ISU
First Downs	15	13
Rushing	7	4
Passing	7	7
Penalty	1	2
Net Yards Rushing	164	144
Rushing Attempts	42	25
Net Yards Passing	159	144
Cmp.-Att.-Int.	16-25-1	18-38-1
Total Offense Yards	32	288
Total Offense Plays	67	63
Fumbles: No.-Lost	0-0	0-0
Penalties: No.-Yards	8-69	4-45
Punts-Yards	8-328	7-268
Avg.. Yards Per Punt	41.0	38.3
Punt Returns: No.-Yards	1-22	0-0
Kickoff Returns: No.-Yards	5-90	1-32
Interceptions: No.-Yards	1-0	1-25
Possession Time	34:23	25:37
Third Down Conversions	2-15	7-16
Fourth Down Conversions	2-2	0-0
Red Zone Scores-Chances	2-2	4-5
Sacks By: No.-Yards	1-8	3-8
PAT Kicks	0-1	2-2
Field Goals	2-2	2-3

Individual Statistics

RUSHING: MSU: Kierra Harris 19-97; Phoenix Johnson 14-46; Calan Crowder 9-21. **ISU:** LeMonte Booker 12-116; Dimitri Taylor 11-35, 1 TD; Mike Perish 2-(-7).

PASSING: MSU: Kierra Harris 16-25-1, 159, 2 TD. **ISU:** Mike Perish 18-38-1, 144, 1 TD.

RECEIVING: MSU: Eric Christophel 4-40; Malik Earl 3-26; Julian Burton 3-17; Zac Hoover 2-41, 1 TD; Gannon Sinclair 2-24, 1 TD; Phoenix Johnson 1-7; Richard Darden 1-4. **ISU:** Gary Owens 5-36; Kyani Harris 4-18; Robert Tonyan 3-58, 1 TD; Chris O'Leary 2-16; LeMonte Booker 2-16; Dimitri Taylor 1-1; Jamar Brown 1-(-1).

Week 10 Recap -- South Dakota State (Nov. 8, 2014)

Game 10

South Dakota State 32, Indiana State 17

November 8, 2014

Memorial Stadium

Terre Haute, Ind.

4,905



TERRE HAUTE, Ind.

-- No. 22 South Dakota State defeated No. 17 Indiana State by the score of 32-17 in the regular season home finale in front of 4,905 fans inside Memorial Stadium.

Mike Perish went 27-for-47 passing for 183 yards and one touchdown. Perish now owns 40 career touchdown passes

which is tied with Jeff Miller (1982-85) for the Indiana State record. Chris O'Leary completed his only pass for 23 yards to Perish. Robert Tonyan was the top target for Perish as he hauled in six catches for 74 yards while O'Leary made five receptions for 36 yards. Gary Owens and A.J. Johnson caught four passes each.

Buck Logan had 92 yards rushing on 19 attempts with a touchdown. He added three receptions, including a late touchdown as he reached the end zone twice in the contest.

Conlan Cassidy made 11 tackles to lead the Sycamore defense while Kendall Walker had eight stops. Mark Sewall posted seven tackles and added a pair of interceptions as well as two pass breakups. Garrick Ratliff had a tackle for a loss. Both Cassidy and Jess Harris each blocked a punt for the Sycamores on special teams.

The two teams played to a scoreless tie in the first quarter before Zach Zenner appeared to give SDSU an early lead with a 67-yard touchdown run. The rush was called back for a holding penalty and the Sycamore defense held with a Travis Starks pass breakup. At their own 49-yard line, a South Dakota State long snap sailed over the punter's head and the ensuing attempt was blocked by Conlan Cassidy. The ball was blocked with such force that it traveled over 30 yards in the air backwards and out of the end zone as the Sycamores took a 2-0 lead with 12:41 remaining in the second quarter.

After the safety, SDSU's kick went out of bounds which gave the Sycamores great field position at the 50. Buck Logan rushed for four yards on a 3rd-and-one play and then Perish found A.J. Johnson for six yards to move to the Jackrabbit 26. For the second consecutive week, the Sycamores dug into their bag of tricks with a backwards pass to Chris O'Leary, who then swung the ball back across the field to Perish who raced down to the three yard line. From there, Logan reached the end zone from three yards out and the Sycamores owned a 9-0 advantage with 9:44 remaining.

Mark Sewall intercepted an Austin Sumner pass at his own 10-yard line to stop the next SDSU drive, but ISU went three-and-out to give the ball back to the Jackrabbits at their own 44 following an Osborn Umeh punt. SDSU moved the ball 56 yards on six plays which was capped by a one-yard touchdown run by Zach Zenner as they cut into the Indiana State lead, 9-7, with 3:56 to go in the half.

The Sycamores pinned the Jackrabbits back at their own nine and eight plays later, Indiana State blocked another punt and it was down at the ISU 43. Indiana State took over eight seconds left in the third before a turnover gave the ball back to SDSU at the ISU 42 with two seconds on the clock. After a penalty kept the half alive, Sumner's final heave to the end zone was swatted away by Sewall and ISU owned a 9-7 lead at the half.

Indiana State's defense continued to hold through the first two SDSU possessions of the second half and Umeh pinned the Jacks at their own nine-yard line with 7:30 remaining. Sumner then found Jake Wieneke for a 91-yard touchdown pass with 7:14 on the clock as the Jacks took their first lead of the game at 15-9 following a two-point conversion.

Conlan Cassidy made a tackle of Zenner at the ISU 28-yard line on the opening play of the fourth quarter before Justin Syrovatka hit a 46-yard field goal with 14:20 remaining to stretch the SDSU lead to 18-9.

The Sycamores drove all the way down the Jackrabbit two-yard line in an attempt to answer but Buck Logan lept over the pile on second-and-goal and lost control of the ball as he neared the goal line when the Jackrabbits recovered. Zenner rushed for four yards to give SDSU breathing room and then raced 94 yards for a touchdown with 9:58 remaining for the 25-9 lead.

Sumner found Wieneke on a 31-yard touchdown pass with 5:02 remaining as the lead extended to 32-9.

Perish found Logan on a two-yard touchdown reception with 11 seconds remaining to cap a 16-play, 77-yard drive late in the contest. Perish then found Tonyan at the back of the end zone to draw the Sycamores within 32-17.

South Dakota St	0	7	8	17	32
Indiana State	0	9	0	8	17

Scoring Summary

2nd	12:41	ISU	TEAM Safety	2-0
2nd	9:44	ISU	Logan 3-yd run (Heidorn kick) (7-50-2:57)	9-0
2nd	3:56	SDSU	Zenner 1-yd run (Syrovatka kick) (6-56-2:32)	9-7
3rd	7:14	SDSU	Wieneke 91-yd pass from Sumner (Zenner rush) (1-91-0:16)	9-15
4th	14:20	SDSU	Syrovatka 46-yd field goal (4-9-1:42)	9-18
4th	9:58	SDSU	Zenner 94-yd run (Syrovatka kick) (2-98-0:56)	9-25
4th	5:02	SDSU	Wieneke 31-yd pass from Sumner (Syrovatka kick) (5-52-3:02)	9-32
4th	0:11	ISU	Logan 2-yd pass from Perish (Tonyan pass) (16-77-4:46)	17-32

Team Statistics

	SDSU	ISU
First Downs	20	18
Rushing	4	7
Passing	15	9
Penalty	1	2
Net Yards Rushing	212	116
Rushing Attempts	34	29
Net Yards Passing	298	206
Cmp.-Att.-Int.	21-35-2	28-48-1
Total Offense Yards	510	322
Total Offense Plays	69	77
Fumbles: No.-Lost	0-0	2-2
Penalties: No.-Yards	5-39	4-31
Punts-Yards	5-137	9-368
Avg.. Yards Per Punt	27.4	40.9
Punt Returns: No.-Yards	2-27	2-51
Kickoff Returns: No.-Yards	1-24	5-75
Interceptions: No.-Yards	1-15	2-0
Possession Time	30:03	29:57
Third Down Conversions	6-14	8-17
Fourth Down Conversions	0-1	0-0
Red Zone Scores-Chances	1-1	2-3
Sacks By: No.-Yards	2-5	0-0
PAT Kicks	3-3	1-1
Field Goals	1-1	0-0

Individual Statistics

RUSHING: SDSU: Zach Zenner 27-193, 2 TD; Brady Mengarelli 6-20; Team 1-(-1). **ISU:** Buck Logan 19-92, 1 TD; Dimitri Taylor 4-21; LeMonte Booker 3-8; Mike Perish 3-(-5).

PASSING: SDSU: Austin Sumner 21-35-2, 298, 2 TD. **ISU:** Mike Perish 27-47-1, 183, 1 TD.

RECEIVING: SDSU: Jake Wieneke 6-172, 2 TD, Brady Mengarelli 5-34; Zach Zenner 4-26; Jason Schneider 3-30; Trevor Wesley 2-31; Brandon Andrews 1-5. **ISU:** Robert Tonyan 6-74; Chris O'Leary 5-36; Gary Owens 4-32; A.J. Johnson 4-16; Kyani Harris 3-18; Buck Logan 3-7, 1 TD; Dimitri Taylor 2-0; Mike Perish 1-23.

Week 11 Recap -- at Youngstown State (Nov. 15, 2014)

Game 11

Indiana State 27, Youngstown State 24 (ot)



November 15, 2014

Stambaugh Stadium

Youngstown, Ohio

9,642



YOUNGSTOWN, Ohio -- Indiana State used a 28-yard field goal by Eric Heidorn at the end of overtime to come away from a road contest at No. 15/16 Youngstown State with a 27-24 victory in front of 9,642 fans on a chilly afternoon at Stambaugh Stadium.

Mark Sewall led the Sycamores to victory with an impressive defensive stat line and the play that turned the momentum in Indiana State's favor. He tallied 12 total tackles, including seven solos, recovered two YSU fumbles and recorded the big interception in overtime which propelled the team to victory. He also broke up two passes and recorded a quarterback hurry.

Also key was the play of senior quarterback Mike Perish who completed 29-of-42 passes for 353 yards. Perish also threw a touchdown pass in the second quarter to Jamar Brown. That scoring toss gives Perish 41 touchdown passes for his career -- which is a new Indiana State record, passing the previous best of 40 from Jeff Miller (1982-85).

His top target was Gary Owens who made nine receptions for 102 yards. Buck Logan rushed 18 times for 99 yards and a touchdown while Dimitri Taylor added 10 rushes for 38 yards and another rushing touchdown.

The Sycamores owned a 463-330 edge in total yards gained. Indiana State had 353 through the air and 110 on the ground. The Sycamores also won the turnover battle with a +3 margin and a 7-0 edge in points off turnovers.

Connor Underwood is now one quarterback sack away from Dan Brandenburg's single-season record of 13 which has stood since 1993. Underwood now has 12 for the year and he added two tackles for a loss to move him within 5.5 of Kyle Mitchell's career record. Kendall Walker forced two fumbles while Phil Wilson and Underwood did the same. Overall the Sycamores had six tackles for a loss, four forced fumbles, three recoveries, one interception and four pass breakups.

Indiana State faced its first overtime test since a 38-35 victory over Missouri State in 2010. On the first play, Youngstown State attempted a pass play and the ball was tipped an intercepted by Mark Sewall to give the Sycamores a chance to score.

And that is what they did as Buck Logan broke off a 12-yard rush on second down and then had a six-yarder to the Youngstown State 7-yard line. Perish then took a knee at the 10 to middle the football and set the stage for Eric Heidorn to win the game. Heidorn's attempt from 28 yards sailed through the uprights for the 27-24 overtime victory.

The Sycamores trailed 14-10 at the half but received the second half kickoff and needed used a big 48-yard pass reception from Perish to A.J. Johnson to move to the Youngstown State 23. From there, Buck Logan gashed the Penguin defense on a 20-yard touchdown rush and the Sycamores owned their first lead of the game at 14-10 with 13:23 remaining in the third quarter.

Youngstown State then was set up with a short field on the ensuing kickoff. They drove towards the red zone before Jody Webb fumbled on the tackle by Kendall Walker and Jameer Thurman pounced on it to thwart the drive. After a YSU penalty, the Sycamores' offense took the field and quickly drove across midfield on long pass plays to Gary Owens and Robert Tonyan. Facing third down at the YSU 23, Perish found Tonyan for a reception across the middle which moved the ball down to the one. From there, Dimitri Taylor posted his third career touchdown with 6:40 remaining in the third quarter to take a 21-10 advantage.

The Sycamore defense once again faced a short field and one again were able to get a stop, thanks in large part to a third down quarterback sack from Travis Starks which pushed the Penguins back onto their own side of the field. YSU was forced the punt and the Sycamores took over at their own 20-yard line with 4:22 on the clock in the third quarter.

From there, the Sycamores benefitted from a 20-yard completion to A.J. Johnson and the period ended with a seven-yard completion to Tonyan. Perish continued to push the issue with a 14-yard completion to Johnson which moved the ball into the red zone. On the next play, a pass to Logan was incomplete, but the ball still moved forward on a Youngstown State unsportsmanlike penalty. The 14-play drive which chewed up over six minutes of game time ended with a 25-yard Eric Heidorn field goal with just under 13 minutes remaining and the Sycamores enjoyed a 24-10 cushion.

Youngstown State converted one fourth down and a trio of third downs in order to score on third and goal with 4:51 remaining on a two-yard pass completion to Nate Adams as the Penguins drew within 24-17. After a three-and-out, Youngstown State moved the ball 41 yards to score on a four-yard rush by Martin Ruiz with 1:20 remaining to tie the score at 24.

The Sycamore defense struck first in the contest when Kendall Walker forced a Joey Webb fumble which was recovered by Mark Sewall at the Indiana State 10-yard line. The Indiana State offense was then stopped before the Penguins took over their own 43-yard line. From there, it took five plays for the Penguins to move 57 yards to take a 7-0 lead with 7:35 remaining in the first quarter.

A 69-yard rolling Youngstown State punt stopped at the one-yard line to pin the Sycamores back. A pair of Dimitri Taylor rushes gave the Sycamores breathing room and then Perish found Gary Owens for 21 yards to move out of the shadow of the end zone. Completions to Owens and Jamar Brown moved the ball across midfield before a tip-toe connection from Perish to Kyani Harris put the ball at the YSU 15. A middle screen from Perish to Brown capped an 11-play, 99-yard drive to level the score at 7 with 5:52 remaining before halftime.

A 52-yard kickoff return from Webb set the Penguins up with good field position at the Indiana State 37. YSU picked up a first down and moved into the red zone before a Hunter Wells' pass on third down fell incomplete and Joey Cejudo came on to hit a 34-yard field goal with 3:25 on the clock. Cejudo's field goal gave Youngstown a 10-7 advantage.

Each team traded three-and-outs and Indiana State took over at its own 38-yard line with 2:04 on the clock. The Sycamores moved the ball as deep as the 26-yard line before a chop block pushed the Sycamores out of field goal range and punted as the first half ended with the Sycamores trailing Youngstown State 10-7.

Indiana State	0	7	14	3 (3)	27
Youngstown St.	7	3	0	14 (0)	24

Scoring Summary

1st	7:35	YSU	Ruiz 24-yd run (Cejudo kick) (5-57-1:31)	0-7
2nd	5:52	ISU	Brown 15-yd pass from Perish (Heidorn kick) (11-99-5:34)	7-7
2nd	3:25	YSU	Cejudo 34-yd field goal (6-21-2:16)	7-10
3rd	13:23	ISU	Logan 20-yd run (Heidorn kick) (4-75-1:37)	14-10
3rd	6:40	ISU	Taylor 1-yd run (Heidorn kick) (9-73-4:04)	21-10
4th	12:25	ISU	Heidorn 25-yd field goal (14-73-6:57)	24-10
4th	4:51	YSU	Adams 2-yd pass from Wells (Cejudo kick) (18-77-7:26)	24-17
4th	1:20	YSU	Ruiz 4-yd run (Cejudo kick) (6-41-1:40)	24-24
OT		ISU	Heidorn 28-yd field goal (6-15)	27-24

Team Statistics

	ISU	YSU
First Downs	26	20
Rushing	9	13
Passing	15	7
Penalty	2	0
Net Yards Rushing	110	224
Rushing Attempts	38	43
Net Yards Passing	353	106
Cmp.-Att.-Int.	29-42-1	11-23-1
Total Offense Yards	463	330
Total Offense Plays	80	66
Fumbles: No.-Lost	3-0	4-3
Penalties: No.-Yards	11-98	7-59
Punts-Yards	5-191	4-159
Avg. Yards Per Punt	38.2	39.8
Punt Returns: No.-Yards	0-0	0-0
Kickoff Returns: No.-Yards	4-53	5-110
Interceptions: No.-Yards	1-0	1-17
Possession Time	33:08	26:52
Third Down Conversions	4-14	5-11
Fourth Down Conversions	1-1	1-1
Red Zone Scores-Chances	5-5	3-5
Sacks By: No.-Yards	2-14	6-28
PAT Kicks	3-3	3-3
Field Goals	2-3	1-1

Individual Statistics

RUSHING: ISU: Buck Logan 18-99, 1 TD; Dimitri Taylor 10-38, 1 TD; Mike Perish 10-(-27). **YSU:** Martin Ruiz 27-142, 2 TD; Jody Webb 10-55; Andre Stubbs 2-39; Ryan Moore 1-2; Team 1-0; Hunter Wells 2-(-14).

PASSING: ISU: Mike Perish 29-42-1, 1 TD. **YSU:** Hunter Wells 11-23-1, 1 TD.

RECEIVING: ISU: Gary Owens 9-102; Robert Tonyan 4-54; Jamar Brown 4-35, 1 TD; A.J. Johnson 3-83; Kyani Harris 3-19; Buck Logan 2-27; Chris O'Leary 2-8; Travis Reyes 1-18; Dimitri Taylor 1-7. **YSU:** Andrew Williams 7-68; Nate Adams 3-24, 1 TD; Andre Stubbs 1-14.

Week 12 Recap -- at Western Illinois (Nov. 22, 2014)

Game 12

Western Illinois 34, Indiana State 20

November 22, 2014

Hanson Field
Macomb, Ill.

1,783



YOUNGSTOWN, Ohio -- Indiana State used a 28-yard field goal by Eric Heidorn at the end of overtime to come away from a road contest at No. 15/16 Youngstown State with a 27-24 victory in front of 9,642 fans on a chilly afternoon at Stambaugh Stadium.

Mark Sewall led the Sycamores to victory with an impressive defensive stat line and the play that turned the momentum in Indiana State's favor. He tallied 12 total tackles, including seven solos, recovered two YSU fumbles and recorded the big interception in overtime which propelled the team to victory. He also broke up two passes and recorded a quarterback hurry.

Also key was the play of senior quarterback Mike Perish who completed 29-of-42 passes for 353 yards. Perish also threw a touchdown pass in the second quarter to Jamar Brown. That scoring toss gives Perish 41 touchdown passes for his career -- which is a new Indiana State record, passing the previous best of 40 from Jeff Miller (1982-85).

His top target was Gary Owens who made nine receptions for 102 yards. Buck Logan rushed 18 times for 99 yards and a touchdown while Dimitri Taylor added 10 rushes for 38 yards and another rushing touchdown.

The Sycamores owned a 463-330 edge in total yards gained. Indiana State had 353 through the air and 110 on the ground. The Sycamores also won the turnover battle with a +3 margin and a 7-0 edge in points off turnovers.

Connor Underwood is now one quarterback sack away from Dan Brandenburg's single-season record of 13 which has stood since 1993. Underwood now has 12 for the year and he added two tackles for a loss to move him within 5.5 of Kyle Mitchell's career record. Kendall Walker forced two fumbles while Phil Wilson and Underwood did the same. Overall the Sycamores had six tackles for a loss, four forced fumbles, three recoveries, one interception and four pass breakups.

Indiana State faced its first overtime test since a 38-35 victory over Missouri State in 2010. On the first play, Youngstown State attempted a pass play and the ball was tipped an intercepted by Mark Sewall to give the Sycamores a chance to score.

And that is what they did as Buck Logan broke off a 12-yard rush on second down and then had a six-yarder to the Youngstown State 7-yard line. Perish then took a knee at the 10 to middle the football and set the stage for Eric Heidorn to win the game. Heidorn's attempt from 28 yards sailed through the uprights for the 27-24 overtime victory.

The Sycamores trailed 14-10 at the half but received the second half kickoff and needed used a big 48-yard pass reception from Perish to A.J. Johnson to move to the Youngstown State 23. From there, Buck Logan gashed the Penguin defense on a 20-yard touchdown rush and the Sycamores owned their first lead of the game at 14-10 with 13:23 remaining in the third quarter.

Youngstown State then was set up with a short field on the ensuing kickoff. They drove towards the red zone before Jody Webb fumbled on the tackle by Kendall Walker and Jameer Thurman pounced on it to thwart the drive. After a YSU penalty, the Sycamores' offense took the field and quickly drove across midfield on long pass plays to Gary Owens and Robert Tonyan. Facing third down at the YSU 23, Perish found Tonyan for a reception across the middle which moved the ball down to the one. From there, Dimitri Taylor posted his third career touchdown with 6:40 remaining in the third quarter to take a 21-10 advantage.

The Sycamore defense once again faced a short field and one again were able to get a stop, thanks in large part to a third down quarterback sack from Travis Starks which pushed the Penguins back onto their own side of the field. YSU was forced the punt and the Sycamores took over at their own 20-yard line with 4:22 on the clock in the third quarter.

From there, the Sycamores benefitted from a 20-yard completion to A.J. Johnson and the period ended with a seven-yard completion to Tonyan. Perish continued to push the issue with a 14-yard completion to Johnson which moved the ball into the red zone. On the next play, a pass to Logan was incomplete, but the ball still moved forward on a Youngstown State unsportsmanlike penalty. The 14-play drive which chewed up over six minutes of game time ended with a 25-yard Eric Heidorn field goal with just under 13 minutes remaining and the Sycamores enjoyed a 24-10 cushion.

Youngstown State converted one fourth down and a trio of third downs in order to score on third and goal with 4:51 remaining on a two-yard pass completion to Nate Adams as the Penguins drew within 24-17. After a three-and-out, Youngstown State moved the ball 41 yards to score on a four-yard rush by Martin Ruiz with 1:20 remaining to tie the score at 24.

The Sycamore defense struck first in the contest when Kendall Walker forced a Joey Webb fumble which was recovered by Mark Sewall at the Indiana State 10-yard line. The Indiana State offense was then stopped before the Penguins took over their own 43-yard line. From there, it took five plays for the Penguins to move 57 yards to take a 7-0 lead with 7:35 remaining in the first quarter.

A 69-yard rolling Youngstown State punt stopped at the one-yard line to pin the Sycamores back. A pair of Dimitri Taylor rushes gave the Sycamores breathing room and then Perish found Gary Owens for 21 yards to move out of the shadow of the end zone. Completions to Owens and Jamar Brown moved the ball across midfield before a tip-toe connect from Perish to Kyani Harris put the ball at the YSU 15. A middle screen from Perish to Brown capped an 11-play, 99-yard drive to level the score at 7 with 5:52 remaining before halftime.

A 52-yard kickoff return from Webb set the Penguins up with good field position at the Indiana State 37. YSU picked up a first down and moved into the red zone before a Hunter Well's pass on third down fell incomplete and Joey Cejudo came on to hit a 34-yard field goal with 3:25 on the clock. Cejudo's field goal gave Youngstown a 10-7 advantage.

Each team traded three-and-outs and Indiana State took over at its own 38-yard line with 2:04 on the clock. The Sycamores moved the ball as deep as the 26-yard line before a chop block pushed the Sycamores out of field goal range and punted as the first half ended with the Sycamores trailing Youngstown State 10-7.

Indiana State	0	3	9	8	20
Western Illinois	7	7	6	14	34

Scoring Summary

1st	10:20	WIU	Borsellino 6-yd pass from Norvell (Knuffman kick) (6-80-2:21)	0-7
2nd	6:03	ISU	Heidorn 35-yd field goal (4-12-0:30)	3-7
2nd	2:11	WIU	Lenoir 35-yd pass from Norvell (Knuffman kick) (1-35-0:07)	3-14
3rd	12:20	ISU	Heidorn 43-yd field goal (8-67-2:34)	6-14
3rd	8:11	WIU	Knuffman 19-yd field goal (8-63-4:09)	6-17
3rd	6:33	ISU	Logan 1-yd run (pass failed) (3-64-1:30)	12-17
3rd	2:58	WIU	Knuffman 35-yd field goal (8-49-2:35)	12-20
4th	13:52	WIU	Baker 7-yd run (Knuffman kick) (4-42-1:20)	12-27
4th	9:27	WIU	Norvell 1-yd run (Knuffman kick) (5-33-2:25)	12-34
4th	7:44	ISU	Taylor 4-yd run (Tonyan pass) (6-63-1:36)	20-34

Team Statistics

	ISU	WIU
First Downs	17	20
Rushing	1	9
Passing	14	9
Penalty	2	2
Net Yards Rushing	27	234
Rushing Attempts	17	48
Net Yards Passing	355	215
Cmp.-Att.-Int.	26-52-4	17-25-0
Total Offense Yards	382	449
Total Offense Plays	69	73
Fumbles: No.-Lost	0-0	0-0
Penalties: No.-Yards	9-95	7-80
Punts-Yards	5-190	5-135
Avg.. Yards Per Punt	38.0	27.0
Punt Returns: No.-Yards	2-62	1-(-1)
Kickoff Returns: No.-Yards	5-113	2-49
Interceptions: No.-Yards	0-0	4-64
Possession Time	23:06	36:54
Third Down Conversions	7-18	8-17
Fourth Down Conversions	0-1	0-1
Red Zone Scores-Chances	4-6	5-5
Sacks By: No.-Yards	1-2	2-22
PAT Kicks	0-0	4-4
Field Goals	2-2	2-2

Individual Statistics

RUSHING: ISU: Dimitri Taylor 5-24, 1 TD; Buck Logan 8-19, 1 TD; Gary Owens 1-4; Mike Perish 3-(-20). **WIU:** J.C. Baker 26-163, 1 TD; Kyle Hammonds 5-30; Devon Moore 6-27; Trenton Norvell 8-19, 1 TD; Team 3-(-5).

PASSING: ISU: Mike Perish 26-52-4, 355. **WIU:** Trenton Norvell 17-25-0, 215, 2 TD

RECEIVING: ISU: Chris O'Leary 9-62; Robert Tonyan 8-172; Buck Logan 3-73; Sampson Livingston 3-34; Jamar Brown 2-12; Kyani Harris 1-2. **WIU:** Lance Lenior 6-70, 1 TD; Joey Borsellino 6-65, 1 TD; Hi-C Scott 4-80; J.C. Baker 1-0..