

Indiana State Football

Indiana State Athletics Media Relations Office

Ace Hunt, Media Relations Director ■ ace.hunt@indstate.edu

401 N Fourth Street, Room 101B, Terre Haute, IN 47809

Office: 812-237-4161 ■ Cell: 812-243-5568 ■ Fax: 812-237-4193

Assistant Football Contact: Blaine Kinsey (bkinsey1@indstate.edu)



Indiana State (1-9, 0-6 MVFC) SYCAMORES

Date	Opponent	Time/Result
Aug. 29	at Indiana	L, 35-73
Sept. 7	at Purdue	L, 14-20
Sept. 14	Quincy	W, 70-7
Sept. 28	at Tennessee Tech	L, 37-38
Oct. 5	Youngstown State *	L, 24-35
Oct. 12	at South Dakota *	L, 14-17.
Oct. 19	at Illinois State *	L, 14-55
Oct. 26	North Dakota State *	L, 10-56
Nov. 2	at Missouri State *	L, 7-49
Nov. 9	at South Dakota State *	L, 0-29
Nov. 16	Western Illinois *	2:00 p.m.
Nov. 23	Southern Illinois *	2:00 p.m.

* Missouri Valley Football Conference Game



Western Illinois (5-4, 2-3 MVFC) LEATHERNECKS

Date	Opponent	Time/Result
Aug. 29	Hampton	W, 42-9
Sept. 7	Quincy	W, 34-6
Sept. 14	at Minnesota	L, 12-29
Sept. 21	at UNLV	L, 7-38
Sept. 28	South Dakota *	W, 24-10
Oct. 5	at Illinois State *	L, 21-35
Oct. 12	South Dakota State *	L, 14-38
Oct. 19	at Youngstown State *	L, 14-24
Oct. 26	Missouri State *	L, 27-38
Nov. 2	Southern Illinois *	L, 28-34
Nov. 16	at Indiana State *	2:05 p.m.
Nov. 23	at Northern Iowa *	5:00 p.m.

*Denotes Missouri Valley Football Conference Game

Indiana State Hosts Western Illinois As Sycamores Return To Memorial Stadium

SETTING THE STAGE

Year one of the Mike Sanford era at Indiana State continues Saturday, November 16, as the Sycamores return home to face off against Western Illinois. Saturday's game is set for a 2:00 p.m. (ET) kickoff at Memorial Stadium (12,764). The game will be broadcast live worldwide on a pay-per-view basis on Sycamore Vision with Brian Fritz (pbp) and Tom James (color) on the call. The game will also air live on WIBQ (98.5 FM), with Brian Fritz and Tom James calling the action for the Nelligan Sports Marketing Radio Network. Action can also be heard live worldwide on GoSycamores.com. Live stats for the game will be available via a link on GoSycamores.com.

THE WESTERN ILLINOIS SERIES

Western Illinois leads the all-time series against Indiana State by a count of 21-15, but the Sycamores have the upper hand in games played inside Memorial Stadium by a count of 11-7. Indiana State has won each of the last two meetings overall, each of the last two meetings in Terre Haute and three of the last four games overall against WIU.

THE COACHES

INDIANA STATE: Mike Sanford (Southern California, 1978)

- Overall: 17-52 (6th Season)
- at Indiana State: 1-9 (1st Season)
- vs. Western Illinois: First Meeting
- vs. Missouri Valley Football Conference: 0-6

WESTERN ILLINOIS: Bob Nielson (Wartburg, 1982)

- Overall: 173-65-1 (21st Season)
- at Western Illinois: 3-7 (1st Season)
- vs. Indiana State: 0-0
- vs. Missouri Valley Football Conference: 1-5

QUICK HITS

— Indiana State's Donovan Layne had a 20-yard interception return for a touchdown against Missouri State on November 2. It was the second "pick-6" of the season for the Sycamores with the other being a 31-yard interception return for a touchdown by Connor Underwood in the season opener at Indiana.

— Senior tailback Shakir Bell has seen his season and career end due to injuries with 4,214 rushing yards which is second on the Sycamore all-time list. He finishes his ISU career just 123 yards short of becoming Indiana State's all-time leading rusher behind only the 4,335 yards of Vincent Allen from 1973-77. His 4,214 career rushing yards ranks sixth all-time in the history of the Missouri Valley Football Conference. Additionally, Bell is just the third Sycamore and 10th player ever in the history of the Missouri Valley Football Conference to eclipse the 4,000 career rushing yard mark.

ON THE AIR

National Television

Sycamore Vision
Play-By-Play: Brian Fritz
Analyst: Tom James
Online: GoSycamores.com



Radio

Nelligan Sports Marketing Radio Network
Flagship: WIBQ 98.5 FM
Play-By-Play: Brian Fritz
Analyst: Tom James
Online: GoSycamores.com



Media Services

GoSycamores.com

The Official Online Home of Sycamore Athletics

ISU Athletics and Sycamore football information can be accessed online at all times. Complete statistics, notes, recaps, features and archives, as well as live video, are available at GoSycamores.com.

Social Media

Indiana State football information can be found on facebook.com/Sycamores as well as twitter.com/IndianaStateFB & IndStAthletics

Radio Show

Head coach Mike Sanford will join play-by-play voice Brian Fritz every Monday for the Mike Sanford Radio Show at 6:00 p.m. The show will take place live from 7th & Elm Bar And Grille in Terre Haute and will air on WIBQ 98.5 FM in the Wabash Valley.

Interview Availability

Each day on game week, ISU players will be available at Memorial Stadium 30 minutes after each practice session. Coach Mike Sanford will be available at this time or upon prior arrangements with the ISU Athletics Media Relations Office. Please call Ace Hunt at (812) 237-4161 to confirm practice times or schedule an interview with Coach Sanford or the Sycamore student-athletes through the week. All interviews are to be coordinated through the Media Relations Office. This allows the staff to arrange the interview when it best suits the student athlete's and reporter's schedules. Please contact the Media Relations Office in advance to make your interview requests. **Media are not permitted to contact student-athletes on their own at any time.**

MVFC Teleconference

All nine league head coaches are available on the league's weekly coaches' teleconference on Tuesday's during the regular season. The call begins at 11:00 a.m. and coach Sanford will make his weekly appearance beginning at 11:42 a.m. Media members may call 877-393-4731 to join the teleconference.

Postgame Policies

Ace Hunt will coordinate all postgame interviews for the Sycamores, as the locker room is closed to media. On the road, Coach Sanford and selected players will be made available after a brief cooling off period in an area outside the locker room or a space designated by the host school. At home, both team's head coaches as well as selected players will be made available in the interview area located inside the Memorial Stadium Fieldhouse.

The Indiana State Head Coach

Indiana State head coach Mike Sanford (Southern California, 1978) is 17-52 (.246) overall in his sixth season as a head coach, and is 1-9 (.100) in his first season with Indiana State. He is 0-6 all-time in MVFC games, including an 0-2 mark at home and an 0-4 mark on the road. During his career, he is 14-20 in all home games, 3-32 on the road and 5-7 in games decided by three points or less. Sanford is 0-0 all-time against Western Illinois, and is 0-0 against the Leathernecks at home. With the Trees, Sanford is 0-0 in overtime games, and 0-1 in shutouts. Saturday's game is Mike Sanford's 11th as Indiana State head coach and his 70th as a collegiate head coach.

The Western Illinois Head Coach

Bob Nielson is in his first year as the head coach of the Western Illinois football program where he carries a 3-7 record into Saturday's game. Overall, Nielson is 173-65-1 in 21 seasons as a collegiate football head coach. He has never faced Indiana State and is 1-5 against the Missouri Valley Football Conference in his inaugural campaign.

Scouting The Leathernecks

Western Illinois is 3-7 on the season, including a mark of 1-5 in MVFC play as the Leathernecks began the campaign with home field victories over Hampton and Quincy. WIU dropped a pair of road games against FBS opponents Minnesota and UNLV before winning their league opener on Sept. 28 against South Dakota. Western Illinois enters Saturday's game with a five-game losing streak and had a bye week last Saturday while ISU played at South Dakota State.

A Little History

This marks the 109th season of football at Indiana State, dating back to 1896. The University did not field teams from 1899 to 1900, 1908 or from 1910 to 1919. ISU owns an all-time record of 359-487-22 and is competing for the 28th consecutive season as a member of the MVFC.

Television Particulars

The Western Illinois game will be shown live world-wide on Sycamore Vision, which is web stream pay-per-view service provided by GoSycamores.com. Fans should navigate to GoSycamores.com for subscription information and pricing.

Jameer Thurman Ranks As Top Freshman Defender In MVFC

Indiana State freshman linebacker Jameer Thurman leads the Sycamore defense in 2013 with 80 total tackles, including 43 solo stops and has played in started in all 10 games so far this season. Thurman owns nine tackles for a loss of 35 yards and boasts four quarterback sacks for a loss of 23 yards. Thurman tallied a season-best 17 total tackles (including nine solos) at South Dakota State and has recorded at least four tackles in every game this season. He also had 15 tackles at South Dakota. Against South Dakota, he posted a season-best three tackles for a loss of 11 yards, including a pair of quarterback sacks. Thurman burst onto the scene with seven tackles each at FBS opponents Indiana and Purdue to begin the season. Thurman currently ranks fifth-best in the MVFC with a 8.0 tackles per game average, which is the highest of any freshman in the league. In league games only, Thurman is averaging 8.8 tackles per game which is tied for third-best in the MVFC and the best of any freshman. Thurman's 3.0 quarterback sacks in league games ranks tied for ninth-best and is also the best mark of any freshman defender in the conference. Additionally, Thurman's 6.0 tackles for loss in league games only, ranks tied for eighth-best in the MVFC and is also the best for a freshman in Valley Football in 2013.

Donovan Layne Earns Indiana State's Second "Pick-6" Of The Season

Indiana State defensive back Donovan Layne reached the end zone for the Sycamores with a 20-yard interception return for a touchdown in the second quarter at Missouri State on November 2. It marked the second interception return for a touchdown by a Sycamore this season as Connor Underwood tallied one for 31 yards in the season opener at Indiana. Layne's interception return for a touchdown was the first of his career and marked his first interception in 2013.

An Indiana State Win Over Western Illinois Would ...

- Give Indiana State its first MVFC victory of the season and break a seven-game skid, with five of those seven games

having come on the road.

- Snap a three-game home MVFC losing streak.

LeMonte Booker Owns 97-Yard Kickoff Return For A TD Versus NDSU

Indiana State freshman LeMonte Booker returned a kickoff 97 yards for a touchdown against No. 1 North Dakota State on October 26. It was the first for the Sycamores since Tanner Riley returned a kickoff for a touchdown against Missouri State in 2012. Booker's return was also the longest for the Sycamores since Cornell Johnson had a 97-yard kickoff return against Western Illinois in 2005.

Sycamores Against The Nation's Best

Indiana State downed No. 1 North Dakota State last season on October 13 on the road to mark the last time the Sycamores have won against a nationally-ranked team. The Sycamores are 11-77 all-time against FCS nationally-ranked opponents, including a mark of 8-58 against league members that are nationally ranked. The Sycamores have dropped each of their last four meetings against nationally-ranked teams (Illinois State last season, Youngstown State, North Dakota State and South Dakota State this season).

Mike Perish Close To Topping School Passing Record Yet Again

Mike Perish's performance against league-leading and nationally ranked Youngstown State was once again near the top of the Sycamore football record book. Perish was 30-of-56 passing for 392 yards and three touchdowns against the Penguins. Perish was just four passing yards away from the single-game school record in each category. He found nine different receivers on the day and all nine had multiple receptions.

Sampson I Am

Indiana State freshman Sampson Levingston had one of the more interesting statistical lines in the history of Indiana State football with only two pass receptions but three receiving touchdowns against nationally-ranked Youngstown State. Levingston had two receptions for 56 yards, including a long of 27. He had a 27-yard TD reception, in the second quarter and also had a 21-yard TD reception late in the game. The other eight yards on his receiving total came in the fourth quarter after Kyani Harris had a 68-yard pass reception and lateraled the ball to Chris O'Leary who then pitched the ball to Levingston who went the final eight yards for his third touchdown reception of the game. Levingston is the first Sycamore to record three pass receptions for a touchdown since James Braden did it in 2001 at Missouri State (Braden also scored touchdowns on all of his pass receptions in that game). Additionally, Levingston's touchdown on the double lateral was featured on ESPN SportsCenter's Top 10 Plays. Levingston has six touchdown receptions on the season, which is just two shy of the school record of eight held by Steve Schmid in 1986.

Mike Perish Named MVFC Offensive Player Of The Week Following Quincy Contest

Mike Perish took home his first Missouri Valley Football Conference Offensive Player Of The Week honor following his performance against Quincy on September 14. Perish was 23-of-26 passing for 379 yards with four passing touchdowns and one on the ground as the Sycamores went over 70 points for the first time since 1925 in their 70-7 victory over Quincy. Perish had 379 passing yards which are the fourth-most in a single-game in school history and was part of a school record 433 passing yards, topping a 2006 effort against Missouri State. Perish's completion percentage of 88.4 percent (23-of-26) is likewise a new school record. Perish added a one-yard touchdown run.

Sycamore Offense Hits 70 Point Mark For First Time Since 1925

Indiana State defeated Quincy by the score of 70-7 in the home opener. It marked the

National Polls

The Sports Network -- Top 25

(November 11, 2013)

Team	Record	Points	LW
1. North Dakota State Bison (156)	9-0	3,900	1
2. Eastern Illinois Panthers	9-1	3,686	2
3. Eastern Washington Eagles	8-2	3,579	3
4. Sam Houston State Bearkats	8-2	3,332	6
5. Fordham Rams	10-0	3,178	7
6. Maine Black Bears	9-1	3,049	8
7. Montana Grizzlies	8-2	2,624	10
8. Montana State Bobcats	7-3	2,598	4
9. McNeese State Cowboys	8-2	2,523	11
10. Towson Tigers	8-2	2,328	13
11. Coastal Carolina Chanticleers	9-1	2,257	5
12. Northern Arizona Lumberjacks	7-2	2,208	14
13. Charleston Southern Buccaneers	10-1	2,108	18
14. Southeastern Louisiana Lions	8-2	2,035	16
15. Youngstown State Penguins	8-2	1,697	9
16. William & Mary Tribe	7-3	1,428	23
17. Chattanooga Mocs	8-2	1,208	24
18. Bethune-Cookman Wildcats	8-2	1,089	12
19. South Dakota State Jackrabbits	6-4	1,087	19
20. Lehigh Mountain Hawks	7-2	982	21
21. Delaware Blue Hens	7-3	969	15
22. Jacksonville State Gamecocks	8-2	592	NR
23. New Hampshire Wildcats	5-4	513	25
24. Wofford Terriers	5-4	453	17
25. Princeton Tigers	7-1	267	NR

Others receiving votes: Samford 180, Tennessee State 142, James Madison 140, Southern Utah 133, Villanova 93, South Carolina State 75, Harvard 52, Northern Iowa 35, Central Arkansas 25, Jackson State 20, Eastern Kentucky 19, Georgia Southern 18, Furman 15, Cal Poly 14, Illinois State 14, Sacred Heart 10, Missouri State 7, UT Martin 6, Liberty 4, Southern Illinois 3, Jacksonville 2, San Diego 1, Florida A&M 1, Alcorn State 1.

FCS Coaches Poll -- Top 25

(November 11, 2013)

Team	Record	Points	LW
1. North Dakota State (26)	9-0	650	1 ..
2. Eastern Illinois	9-1	21	2 ...
3. Eastern Washington	8-2	598	4 ...
4. Sam Houston State	8-2	545	7 ...
5. Fordham	10-0	543	6 ...
6. Maine	9-1	479	9 ...
7. Towson	8-2	455	11 ...
8. Montana	8-2	426	12 ...
9. Coastal Carolina	9-1	412	3 ...
10. Montana State	7-3	410	5 ...
11. McNeese State	8-2	404	13 ...
12. Charleston Southern	10-1	376	16 ...
13. Northern Arizona	7-2	343	14 ...
14. Southeastern Louisiana	8-2	324	17 ...
15. Youngstown State	8-2	305	8 ..
16. Bethune-Cookman	8-2	247	10 ...
17. Lehigh	7-2	205	19
18. Chattanooga	8-2	194	23
19. South Dakota State	6-4	182	20
20. William and Mary	7-3	175	24
21. Wofford	5-4	97	15
22. Delaware	7-3	89	21
23. Jacksonville State	8-2	79	NR
24. Princeton	7-1	61	NR
25. James Madison	6-4	54	18

Others receiving votes: New Hampshire 52, Harvard 26, Samford 24, Tennessee State 19, Southern Utah 16, Jackson State 11, Cal Poly 7, South Carolina State 4, Sacred Heart 4, Central Arkansas 2.

2013 Opponents & MVFC Members in Bold

Series History with Western Illinois**Western Illinois Leads 21-15****Home: 11-7 • Away: 4-14 • Neutral: 0-0**

Year/Date	W/L/T	Score	Home/Away
11/11/67	L	7-26	H
11/16/68	W	14-10	A
09/11/71	L	21-23	A
10/28/72	W	41-7	H
10/27/73	W	22-14	H
11/16/74	L	7-32	A
09/16/78	W	31-20	H
09/15/79	W	17-14	A
11/17/84	L	2-22	A
10/19/85	W	42-24	H
09/19/87	L	12-42	A
09/24/88	L	21-24	H
11/11/89	W	13-7	A
09/29/90	L	10-28	A
11/02/91	W	7-6	H
10/24/92	L	30-42	A
11/20/93	W	16-6	H
10/15/94	L	17-38	A
9/24/95	W	30-13	H
10/5/96	W	10-7	H
10/4/97	L	3-37	H
9/19/98	L	9-26	A
10/2/99	W	39-36(ot)	H
10/28/00	L	7-49	A
10/6/01	L	15-52	H
10/19/02	L	21-52	A
11/08/03	L	28-34	H
10/09/04	L	27-29	A
11/05/05	L	35-63	H
11/04/06	L	41-46	A
10/06/07	L	7-19	H
10/18/08	L	0-56	A
10/24/09	W	17-14	H
09/25/10	L	7-40	A
10/15/11	W	46-24	H
10/20/12	W	23-7	A

Highlights in the ISU-Western Illinois Series

- First Meeting: 11/11/67 (WIU 26, ISU 7, Home)
- Last Meeting: 10/20/12 (ISU 23, WIU 7, Away)
- Most Points Scored vs. Western Illinois:
Home: 46 (10/15/11, 46-24 victory)
Away: 41 (11/04/06, 46-41 loss)
- Most Points Given Up vs. Western Illinois:
Home: 63 (11/05/05, 63-35 loss)
Away: 56 (10/18/08, 56-0 loss)
- No. of Shutouts:
ISU: N/A
WIU: 1, (56-0 loss on 10/18/08)
- Largest Margin Of Victory:
ISU: 34, (10/28/72, 41-7, home)
- Largest Margin Of Defeat:
ISU: 56 (56-0 loss, away on 10/18/08)

first time that ISU has scored at least 70 points in a game since a 72-0 victory over Vincennes in 1925. It was the first time the Sycamores have scored at least 70 points in a game played in Terre Haute since a 79-0 victory over Vincennes in 1924. The 10 touchdowns scored by the Sycamores are a school record, topping the previous best of nine. The Sycamores have scored 119 points in three games this season, averaging 39.7 points per game, which currently ranks third-best in the MVFC.

Indiana Sets New Passing Record Against Quincy

The Sycamore offense set several records in the 70-7 victory over Quincy. Indiana State's 433 passing yards is a school record for a single-game, topping a 396-yard effort through the air in 2006 at Missouri State. The Sycamores amassed 671 yards of total offense versus Quincy, which was just four yards short of the school record of 675 yards against Dayton set in 1975. For the season, Indiana State's offense is averaging 424 yards per game which is fourth-best in the MVFC and they are one of six different MVFC schools to average more than 400 yards of total offense per game.

Sycamore Trio Earns Preseason All-MVFC Plaudits

A trio of Indiana State seniors Shakir Bell, Calvin Burnett and FN Lutz have been named to the 2013 Preseason All-Missouri Valley Football Conference Team as announced by the league office. Additionally, the Sycamores were picked to finish sixth in this season's 10-team MVFC race. The Preseason All-MVFC Teams as well as the predicted order of finish were determined by a vote of the league head coaches, media and sports information directors. Bell, a member of the Preseason All-MVFC First Team, is a two-time All-MVFC selection and has already been named to numerous Preseason All-American Teams as well this summer. He was the MVFC Offensive Player of the Year in 2011 as well as a finalist for that season's Walter Payton Award. Burnett, a senior defensive back, is also a member of the Preseason All-MVFC First Team. He was a Second Team All-MVFC selection in 2012 and was an honorable mention pick as a freshman in 2010 when he also was named to the league's all-newcomer team. Lutz, a senior offensive lineman, is a member of the Preseason All-MVFC Honorable Mention Team. He sat out the 2012 campaign after a knee injury in the spring game forced him to miss the entire season. Despite his injury and based on the hope that he might be ready to play last year, he was named to the Preseason All-MVFC First Team and was a candidate for the Lowe's Senior Class Award.

Indiana State Football With Third Consecutive Winning Season

The Indiana State Sycamores were 7-4 overall and 5-3 in Missouri Valley Football Conference play last season. The Sycamores secured their third consecutive winning campaign which is the first time ISU has enjoyed that many winning seasons in a row since the 1967-69 years under Jerry Huntsman when ISU posted six consecutive winning seasons.

Sycamores Against The Missouri Valley Football Conference

Indiana State is in its 28th season as a member of the MVFC. ISU's first season as a league member came in 1986 when it went 1-5 through a six-game league schedule. The Sycamores are 51-121 in MVFC contests all-time.

In Overtime

The Sycamores have played in 12 overtime contests since the rule was established for regular season games in the NCAA FCS Subdivision in 1996. The Sycamores are 7-5 in games that have used an extra period. ISU's last overtime contest came in the form of a 38-35 victory against Missouri State in the sixth game of the 2010 season.

Up Next

The regular season will conclude on Saturday, November 23 when the Sycamores host Southern Illinois in the final MVFC contest for both teams. Kick-off is set for 2:00 p.m. (ET).

Tale Of The Tape



	ISU	WIU
Record	1-9	3-7
Points/Game	22.5	22.3
Points Allowed Avg.	37.9	26.1
First Downs	166	178
Rushing Yards Avg.	129.9	157.5
Rushing Defense Avg.	187.1	157.8
Passing Yards Avg.	190.5	175.8
Passing Defense Avg.	181.5	161.8
Total Offense Avg.	320.4	333.3
Total Defense Avg.	368.6	319.6
Interceptions-Yards	8-115	12-138
Punt Returns-Yards	10-101	20-236
Kickoff Return-Yards	48-975	30-561
Fumbles-Lost	12-4	6-2
Penalties-Yards	45-413	69-606
Time of Possession	27:25	27:48



2013 Statistical Leaders

Rushing	GP	Att.	Gain	Loss	Net	Avg	TD	Lg	Avg/G
Buck Logan	10	90	496	11	485	5.4	0	43	48.5
Shakir Bell	5	78	445	25	420	5.4	1	69	84.0

Passing	GP	Comp	Att	Int	Pct	Yds	TD	Lg	Avg/G
Mike Perish	8	139	243	10	57.2	1586	14	78	198.2
Robert Tonyan, Jr.	9	29	88	3	33.0	324	3	57	36.0

Receiving	GP	No	Yds	Avg	TD	Lg	Avg/G
Tanner Riley	10	36	347	9.6	0	31	34.7
Kyani Harris	5	20	265	13.2	1	68	53.0

Total Offense	GP	Plays	Rush	Pass	Total	Avg/G
Mike Perish	8	289	-1	1586	1585	198.1
Buck Logan	10	90	485	0	485	48.5

Defense	GP	UA	A	Tot	TFL	Sack	Int	BrUp	FF
Jameer Thurman	10	43	37	80	9-35	4-23	0	0	0
Russell Jones	10	28	40	68	9-21	4-12	0	1	2

2013 Season Schedule

Aug. 29	at Indiana	L, 35-73
Sept. 7	at Purdue	L, 14-20
Sept. 14	Quincy	W, 70-7
Sept. 28	at Tennessee Tech	L, 37-38
Oct. 5	Youngstown State *	L, 24-35
Oct. 12	at South Dakota *	L, 14-17
Oct. 19	at Illinois State *	L, 14-55
Oct. 26	North Dakota State *	L, 10-56
Nov. 2	at Missouri State *	L, 7-49
Nov. 9	at South Dakota State *	L, 0-29
Nov. 16	Western Illinois *	2:05 p.m.
Nov. 23	Southern Illinois *	2:05 p.m.

*Denotes Missouri Valley Football Conference Game

2013 Statistical Leaders

Rushing	GP	Att.	Gain	Loss	Net	Avg	TD	Lg	Avg/G
J.C. Baker	10	176	1039	41	998	5.7	6	63	99.8
Nikko Watson	8	106	411	8	403	3.8	3	26	50.4

Passing	GP	Comp	Att	Int	Pct	Yds	TD	Lg	Avg/G
Trent Norvell	10	157	306	12	51.3	1746	16	65	174.6
Hayden Northern	1	1	2	0	50.0	12	1	12	12.0

Receiving	GP	No	Yds	Avg	TD	Lg	Avg/G
Lance Lenior	10	32	413	12.9	7	42	41.3
Joey Borsellino	10	31	321	10.4	3	35	32.1

Total Offense	GP	Plays	Rush	Pass	Total	Avg/G
Trenton Norvell	10	370	24	1746	1770	177.0
J.C. Baker	10	176	998	0	998	99.8

Defense	GP	UA	A	Tot	TFL	Sack	Int	BrUp	FF
Devon Butler	10	25	36	61	5.5-17	2.5-14	1	1	0
Kevin Kintzel	10	35	25	60	7.5-34	1.5-12	2	5	1

2013 Season Schedule

Aug. 29	Hampton	W, 42-9
Sept. 7	Quincy	W, 34-6
Sept. 14	at Minnesota	L, 12-29
Sept. 21	at UNLV	L, 7-38
Sept. 28	South Dakota *	W, 24-10
Oct. 5	at Illinois State *	L, 21-35
Oct. 12	South Dakota State *	L, 14-38
Oct. 19	at Youngstown State *	L, 14-24
Oct. 26	Missouri State *	L, 27-38
Nov. 2	Southern Illinois *	L, 28-34
Nov. 16	at Indiana State *	2:05 p.m.
Nov. 23	at Northern Iowa *	5:00 p.m.

*Denotes Missouri Valley Football Conference Game

Missouri Valley Football Conference

School	Conference			Overall		
	W	L	PCT.	W	L	PCT.
North Dakota State	6	0	1.000	9	0	1.000
Youngstown State	5	1	.833	8	2	.800
Missouri State	5	2	.714	5	6	.455
Illinois State	4	3	.571	5	5	.500
Southern Illinois	3	3	.500	5	5	.500
South Dakota	3	3	.500	4	6	.400
South Dakota State	3	3	.500	6	4	.600
Northern Iowa	1	5	.167	5	5	.500
Western Illinois	1	5	.167	3	7	.300
Indiana State	0	6	.000	1	9	.100

Schedule & Results

November 9

Montana at South Dakota	MONTANA, 31-27
Indiana State at South Dakota State	SDSU, 29-0
Missouri State at Southern Illinois	MSU, 37-27
Illinois State at North Dakota State	NDSU, 28-10
Youngstown State at Northern Iowa	UNI, 22-20

November 16


Northern Iowa at Missouri State	2:00 p.m.
South Dakota State at South Dakota	2:00 p.m.
North Dakota State at Youngstown State	2:00 p.m.
Western Illinois at Indiana State	2:05 p.m.
Illinois State at Southern Illinois	3:00 p.m.

All Times Eastern

Sycamore Football Trends

Overall	1-9
Home	1-2
Road	0-7
Grass	0-2
Turf	1-7
Leading after the first quarter	1-0
Tied after the first quarter	0-2
Trailing after the first quarter	0-7
Leading at halftime	1-1
Tied at halftime	0-0
Trailing at halftime	0-8
Leading after the third quarter	1-2
Tied after the third quarter	0-0
Trailing after the third quarter	0-7
Scores first	1-3
Opponent scores first	0-6
Scoring 20 or more points	1-3
Holding an opponent to 20 points or less	1-2
Games decided by three points or less	0-2
Games decided by 4-10 points	0-1
Games decided by 11-20 points	0-1
Games decided by 21 points or more	1-5
Rushing for 150 yards or more	1-1
Passing for 200 yards or more	1-3
Total 400 yards or more	1-2
Opponent totals less than 200 yards rushing	1-5
Opponent totals less than 200 yards passing	1-5
Opponent totals less than 400 total yards	1-6
Commit fewer turnovers than opponent	1-3
Commit more turnovers than opponent	0-5
Turnovers equal	0-1
Have fewer penalty yards than opponent	1-6
Have more penalty yards than opponent	0-2
Lead in time of possession	0-2
Lead in first downs	1-2

Tracking The 2013 Opponents

1 	at Indiana (4-5) -- Aug. 29 -- L, 35-73 Last Week: Illinois W, 52-35 This Week: at Wisconsin Noon Next Week: at Ohio State TBA
2 	at Purdue (1-8) -- Sept. 7 -- L, 14-20 Last Week: Iowa L, 14-38 This Week: at Penn State Noon Next Week: Illinois Noon
3 	Quincy (2-8) -- Sept. 14 -- W, 70-7 Last Week: at Indianapolis L, 7-33 This Week: at Missouri S & T 2:00 p.m. Next Week: IDLE
4 	at Tennessee Tech (4-7) -- Sept. 28 -- L, 37-38 Last Week: at Southeast Mo. St. W, 41-16 This Week: IDLE Next Week: Austin Peay 2:30 p.m.
5 	Youngstown State (8-2) -- Oct. 5 -- L, 24-35 Last Week: at Northern Iowa L, 20-22 This Week: North Dakota St. 2:00 p.m. Next Week: South Dakota St. 2:00 p.m.
6 	at South Dakota (4-6) -- Oct. 12 -- L, 14-17 Last Week: Montana L, 27-31 This Week: South Dakota St. 2:00 p.m. Next Week: at North Dakota St. 3:30 p.m.
7 	at Illinois St. (5-5) -- Oct. 19 -- L, 14-55 Last Week: at North Dakota St. L, 10-28 This Week: at Southern Illinois 3:00 p.m. Next Week: IDLE
8 	North Dakota State (9-0) -- Oct. 26 -- L, 10-56 Last Week: Illinois State W, 28-10 This Week: at Youngstown St. 2:00 p.m. Next Week: South Dakota 3:30 p.m.
9 	at Missouri State (5-6) -- Nov. 2 -- L, 7-49 Last Week: at Southern Illinois W, 37-27 This Week: Northern Iowa 2:00 p.m. Next Week: IDLE
10 	at South Dakota St. (5-4) -- Nov. 9 -- L, 0-29 Last Week: Indiana State W, 29-0 This Week: at South Dakota 2:00 p.m. Next Week: at Youngstown State 2:00 p.m.
11 	Western Illinois (3-7) -- Nov. 16 -- 2:05 p.m. Last Week: IDLE This Week: at Indiana State 2:05 p.m. Next Week: at Northern Iowa 5:00 p.m.
12 	Southern Illinois (5-5) -- Nov. 23 -- 2:05 p.m. Last Week: Missouri State L, 27-37 This Week: Illinois State 3:00 p.m. Next Week: at Indiana State 2:05 p.m.

2013 Opponents & Schedule



Mike Sanford

Indiana State Head Football Coach First Season

Mike Sanford was named the Indiana State head football coach on December 14, 2012 and will begin his first season at the helm of the program in 2013.

"It is with great anticipation that I welcome our new head football coach, Mr. Mike Sanford to the Sycamore Athletics Family," Prettyman said. "He is a tremendous football coach and an even better person to lead our young men in our football program. His experience, his work ethic, his commitment to education, family and faith are all qualities that will help to shape the future of our program for years to come. Please join me in welcoming Coach Sanford to Indiana State University and Terre Haute."

Sanford is considered one of the nation's top offensive minds and comes to Indiana State from Utah State, where he spent the 2012 season as the assistant head coach, running backs and tight ends coach on Gary Andersen's staff.

"I am extremely excited and passionate about becoming the new head coach of the Sycamore football program," Sanford said. "I look forward to continuing and building upon what this team accomplished over the past three seasons. I especially want to thank Indiana State University President Dan Bradley and Director of Athletics Ron Prettyman for this opportunity."

The Aggies are ranked No. 18 in the Associated Press Poll, No. 20 in the ESPN/USA Today Coaches' Poll and finished No. 22 in the Bowl Championship Series standings. The Aggies defeated Toledo in the Famous Idaho Potato Bowl played at Boise, Idaho on Saturday, December 15 by the score of 45-13.

Utah State has had one of its best overall seasons in school history in 2012 as with an 11-2 record, set the single-season school record for victories, including a school record six at home. USU also won six league games for just the second time in the history of the program and posted the school's first-ever perfect 6-0 conference record en route to the Western Athletic Conference Championship. The Aggies captured their first-ever road victory over a nationally-ranked team when they downed No. 19 Louisiana Tech by the score of 48-41 in overtime. Utah State appeared in the Associated Press Poll for three consecutive weeks for the first time in school history as well as the ESPN/USA Coaches Poll and BCS standings for the first time ever.

Under Sanford's tutelage, Utah State senior running back Kerwynn Williams led the team with 1,277 rushing yards on 200 carries (106.4 ypg) with 12 touchdowns and also led the team with 43 catches for 663 yards and five TDs. Williams led the team with 24 big plays of over 20 yards (17-rushing and 7 receiving) and each had receptions of 74, 76, and 86 yards. The Aggie offense averaged 44.8 points and 502 yards of total offense per game over the final six contests of the year, including senior tight end Kellen Bartlett, who had 18 receptions for 111 yards and four touchdowns.

Williams was one of 17 Utah State players to take home All-Western Athletic Conference honors as he was named to the first team. Bartlett took home Honorable Mention All-WAC plaudits. Of Williams' seven career 100-yard rushing performances, six came in 2012 under Sanford's tutelage. The Aggies were second in the WAC and 26th nationally in total offense (460.5 ypg) as well as second in the WAC and 37th nationally in rushing offense, totaling 192.5 ypg in 2012.

"I'm really happy for Mike. He wants to be a head football coach again and it's hard to get those

The Sanford File:

PERSONAL

Birthdate: April 20, 1955

Family: Melinda (Wife)
Lindsay (Daughter)
Mike, Jr. (Son)

EDUCATION

College: Southern California, 1978)

PLAYING EXPERIENCE

College: Southern California, 1973-76

COACHING EXPERIENCE

2013-: Head Coach, Indiana State

2012: Assistant HC/RB/TE, Utah State

2010-11: Offensive Coordinator, Louisville

2005-09: Head Coach, UNLV

2003-04: Offensive Coordinator/RB, Utah

2002: Offensive Coordinator/QB, Stanford

1999-01: Wide Receivers, San Diego Chargers

1997-98: Quarterbacks, Notre Dame

1989-96: Wide Receivers, Southern California

1987-88: Quarterbacks, Purdue

1985-86: Offensive Coordinator, Long Beach State

1983-84: Quarterbacks/WR, Long Beach State

1981-82: Quarterbacks/WR/TE, VMI

1979-80: Wide Receivers/TE, Army

1978: Defensive Coordinator, San Diego City

1977: Graduate Assistant, Southern California

jobs," said fourth-year USU head coach Gary Andersen. "I know it's hard for him to leave Utah State University, but he feels like this is a great opportunity and he has made a decision that he thinks better himself and his family. I'm very supportive of it and I wish him and his family all the best."

Sanford spent the 2003 and 2004 seasons at Utah as offensive coordinator under head coach Urban Meyer and was part of the Utes' 21-2 overall and 13-1 Mountain West two-year stretch, including a 12-0 overall and 7-0 league mark and victory in the 2004 Tostitos Fiesta Bowl.

After the Utes finished last in the Mountain West in scoring offense the season before his arrival, Sanford led Utah to the No. 3 ranking in the nation at 43.3 points per game, third in total offense (499.8 ypg), third in passing efficiency (173.41) and boasted Heisman Trophy finalist Alex Smith, who went on to become the top pick in the 2005 NFL Draft by the San Francisco 49ers. Smith was second in the NCAA in passing efficiency (176.52) and fifth in total offense (298.6 ypg).

During that same season, Utah boasted one of the nation's most balanced offensive attacks, averaging 236.06 yards per game on the ground and 263.67 yards through the air.

"Mike is a fine football coach who I got to know well while we coached together at Utah," Ohio State head coach Urban Meyer said. "I wish him all the best as he takes over the Indiana State program."

Sanford came to Utah State after two seasons at Louisville, where, as offensive coordinator and tight ends coach, he helped improve the Cardinals' offensive passing, from nine touchdown passes in 2009 to 20 in 2010. Louisville scored 23 or more points in nine games, including 56 in a win against Memphis. Sanford also mentored Louisville tight end Cameron Graham who earned first-team all-Big East Conference accolades after catching 40 passes for 470 yards and five touchdowns.

Prior to Louisville, Sanford was head coach at UNLV from 2005-09, where he took over a program that was coming off four consecutive losing seasons. His five seasons at UNLV tied for the third-longest coaching stint in Rebel football history. The Sanford-led Rebels made national headlines in 2008 with an upset win at No. 13 Arizona State. Under Sanford, UNLV's offense set several school records in 2008, highlighted by tying for the top red zone scoring offense percentage (.950) in the nation, matching Ohio State. UNLV's offense was also

15th in the nation in sacks allowed (1.2 pg).

During his time at UNLV, Sanford coached 29 All-Mountain West Conference honorees, including 2007 MWC Defensive Player of the Year Beau Bell, and 2006 MWC Freshman of the Year Ryan Wolfe, who went on to earn three first-team selections. In Sanford's offense, Casey Flair set a school record and tied a MWC record with 47 consecutive games with a reception.

At UNLV, Sanford replaced his college head coach, John Robinson, who retired after a legendary career that included six seasons with the Rebels.

"Mike Sanford is an outstanding football coach," Mike Hamrick, the Director of Athletics at Marshall (and Athletic Director at UNLV at the time of his hiring in Las Vegas) said. "He is a man of integrity and will run a football program that the entire Indiana State University family will be proud of. His teams at UNLV were very competitive and had many big wins over teams such as Utah, Arizona State, Iowa State, Air Force and many others. His reputation as having a brilliant offensive mind is well documented. He will give everything he has to continue the success of Indiana State football."

Sanford was offensive coordinator and quarterbacks coach at Stanford in 2002, returning to the college ranks after three seasons in the NFL as wide receivers coach with the San Diego Chargers from 1999-2001.

"Mike Sanford is a tremendous football coach, but just as important he is great with young people," Mike Riley, head coach of Oregon State said. "He will be a great leader of the program and an excellent teacher for the young men of the Indiana State team. This is a terrific hire for the University."

Sanford's NCAA Division I coaching experience includes stints at Notre Dame, USC, Purdue, Long Beach State, Virginia Military Institute and Army.

As an assistant coach, Sanford has participated in 12 bowl games with five different programs. As the wide receivers coach at USC from 1989-96, Sanford assisted in two Pac-10 championships and two Rose Bowl victories (vs. Michigan in 1990 and Northwestern in 1996). Three of his Trojan receivers were selected in the first round of the NFL Draft: Curtis Conway in 1992, Johnnie Morton in 1993 and Keyshawn Johnson, the No. 1 overall pick in the 1996 draft and a consensus All-American in 1995.

Sanford began his coaching career in 1977 as a graduate assistant at Southern California before earning his bachelor's degree from USC in 1978. Later that year, Sanford started his first full-time coaching position as the defensive coordinator at San Diego City College.

As a player, Sanford was a reserve quarterback for USC's 1973 and 1974 Rose Bowl teams (the 1974 team beat Ohio State for the national championship). He played free safety in 1976 when USC beat Michigan in the Rose Bowl and finished second in the nation.

Sanford, born April 20, 1955, and his wife Melinda have two grown children, a daughter, Lindsay, and a son, Mike, Jr., who is currently the running backs coach and recruiting coordinator at Stanford and was the quarterback at Boise State from 2001-04.



2013 Week 11 Depth Chart

Offense

QB	15	Mike Perish (6-3, 210, Jr.)
	18	Robert Tonyan, Jr. (6-5, 200, Fr.)
TB	8	Buck Logan (5-9, 215, Jr.)
	32	Lemonte Booker (5-11, 190, Fr.)
WR	80	Tanner Riley (5-10, 180, Sr.)
	1	Travis Reyes (5-11, 185, Jr.)
WR	7	Demory Lawshe (6-1, 200, Sr.)
	9	A.J. Johnson (6-1, 200, Jr.)
FB	48	Austen Wozniak (6-2, 240, Sr.)
	35	Jerry Stephen (6-2, 240, Fr.)
TE	89	Garrick Dikos (6-3, 215, Jr.)
	87	Logan Buske (6-3, 225, So.)
LT	70	Dakota Vermillion (6-7, 300, Fr.)
	75	Nick Dachota (6-8, 295, Fr.)
LG	63	Clyde Ignont (6-2, 285, Sr.)
	64	Adam Masters (6-5, 310, Jr.)
C	59	FN Lutz III (6-3, 290, Sr.)
	62	Aaron Jelovic (6-3, 305, Jr.)
RG	67	Evan Goebel (6-3, 320, So.)
	64	Adam Masters (6-5, 310, Jr.)
RT	64	Adam Masters (6-5, 310, Jr.)
	69	Paul Patrick (6-7, 300, Jr.)

Defense

DL	95	Tyler Stafford (6-3, 255, Sr.)
	92	Conrrad Nicholls (6-5, 240, So.)
DL	53	Russell Jones (6-1, 280, Sr.)
	97	Patrick McCown (6-1, 260, Fr.)
DL	97	Patrick McCown (6-1, 260, Fr.)
	91	Tyler Boyd (6-2, 270, Sr.)
	51	Tyshon Waller (6-3, 250, Fr.)
LB	55	Connor Underwood (6-3, 230, So.)
	54	Brady Collins (6-5, 230, So.)
LB	37	Garrick Ratliff (6-0, 220, So.)
	20	Jameer Thurman (6-0, 195, Fr.)
LB	41	Jordan Jackson (6-1, 230, Fr.)
	10	Kendall Walker (6-0, 220, So.)
LB	20	Jameer Thurman (6-0, 195, Fr.)
	43	Isaac Beverstock (6-1, 220, Fr.)
DB	24	Travis Starks (5-10, 180, So.)
	39	Alex Stowers (5-9, 155, So.)
DB	4	Clay Guess (6-0, 180, Jr.)
	26	Tony Newman (5-10, 170, Fr.)
DB	3	Donovan Layne (5-11, 195, Jr.)
	30	Tsali Lough (5-9, 190, Fr.)
DB	21	Mark Sewall (5-10, 190, So.)
	30	Tsali Lough (5-9, 190, Fr.)

Special Teams

PK	98	Eric Heidorn (5-8, 180, Fr.)
	94	Tanner Fritschle (6-1, 195, Jr.)
P	14	Jordon Stangler (6-2, 170, Jr.)
KO	98	Eric Heidorn (5-8, 180, Fr.)
H	80	Tanner Riley (5-10, 180, Sr.)
LS	89	Garrick Dikos (6-3, 215, Jr.) <i>or</i>
	58	Joshua Appel (6-2, 235, Fr.)
SS	89	Garrick Dikos (6-3, 215, Jr.) <i>or</i>
	58	Joshua Appel (6-2, 235, Fr.)
PR	80	Tanner Riley (5-10, 180, Sr.)
KR	32	Lamonte Booker (5-11, 190, Fr.)
	8	Buck Logan (5-9, 215, Jr.)

Coaching Staff

Head Coach.....	Mike Sanford
Associate Head Coach/DC/LB:.....	Brian Cabral
Offensive Coordinator/QB.....	Brian Sheppard
Recruiting Coordinator/WR.....	Joe Bever
Special Teams/TE.....	Jami DeBerry
Running Backs.....	Jayden Everett
Defensive Line.....	Mike Lucas
Offensive Line.....	Vince Natali
Defensive Secondary.....	Anthony Perkins
Linebackers.....	Aaron Archie
Director of Football Ops.....	Matt Murphy
Football Coordinator	Stacey Greene

2013 Indiana State Football Numerical Roster

No.	Name	Pos.	Ht.	Wt.	Cl.	Hometown/Previous School	No.	Name	Pos.	Ht.	Wt.	Cl.	Hometown/Previous School
1	Travis Reyes	WR	5-11	185	Jr.-TR	Los Altos Hills, Calif./Louisiana Tech	43	Isaac Beverstock	LB	6-1	220	Fr.-HS	Brownsburg, Ind./Brownsburg
2	Sampson Livingston	WR	6-1	200	Fr.-HS	Indianapolis, Ind./Cathedral	44	Larry King	DB	6-2	220	Sr.-3L	South Bend, Ind./Riley
3	Donovan Layne	DB	5-11	195	Jr.-2L	Dayton, Ohio/Chaminade-Julienne	45	Castille Bayers	LB	6-2	230	Fr.-HS	Aurora, Colo./Mullen
4	Clay Guess	DB	6-0	185	Jr.-TR	Costa Mesa, Calif./Orange Coast College	46	Ian Allen	LB	6-3	230	So.-1L	Overland Park, Kan./Blue Valley
5	Calvin Burnett	DB	5-9	160	Sr.-3L	Orlando, Fla./Hofstra	47	Alec Lyons	DL	6-3	255	Fr.-RS	Batavia, Ill./Batavia
7	Demory Lawshe	WR	6-1	200	Sr.-3L	Indianapolis, Ind./Lawrence North	48	Austen Wozniak	FB	6-2	240	Sr.-3L	Houston, Texas /Hargrave Military
8	Buck Logan	RB	5-9	215	Jr.-TR	Highland Park, Mich./Sacramento CC	49	Connor Toohey	LB	6-3	220	Fr.-HS	Newport Beach, Calif./Corona del Mar
9	A.J. Johnson	WR	6-1	200	Jr.-TR	Oklahoma City, Okla./Hutchinson CC							
10	Trent Lancaster	QB	6-1	200	Fr.-RS	Brazil, Ind./Northview	50	Zakee Bashir	LB	6-1	240	Sr.-2L	Blacklick, Ohio/Marshall
10	Kendall Walker	LB	6-0	220	So.-1L	Cincinnati, Ohio/Moeller	51	Tyshon Waller	DL	6-3	250	Fr.-RS	South Holland, Ind./Thornwood
11	Kyani Harris	WR	5-10	170	Jr.-TR	Daly City, Calif./San Francisco CC	52	Ahmad Smith	DL	6-2	220	Fr.-RS	McDonough, Ga./Union Grove
11	Matt Adam	QB	6-1	210	Fr.-HS	Camino Capistrano, Calif./Tesoro	53	Russell Jones	DL	6-1	280	Sr.-1L	San Jose, Calif./Foothill JC
12	Chris O'Leary	WR	6-2	210	Jr.-2L	Terre Haute, Ind./North Vigo	54	Brady Collins	DL	6-5	230	So.-1L	Sunman, Ind./East Central
13	Miquel Johns	WR	5-11	185	Jr.-TR	Newton, Kan./Hutchinson CC	55	Connor Underwood	LB	6-3	230	So.-1L	Washington, Ill./Washington Community
14	Jordon Stangler	P	6-2	170	Jr.-TR	Surprise, Ariz./Benedictine College	58	Joshua Appel	LS	6-2	235	Fr.-HS	Normal, Ill./West
15	Mike Perish	QB	6-3	210	Jr.-1L	Frankfort, Ill./Western Michigan	59	FN Lutz III	OL	6-3	290	Sr.-3L	West Lafayette, Ind./Harrison
15	TJ Tuuu	LB	6-2	215	Jr.-TR	Marina, Calif./Monterey Peninsula							
16	David Roberts	WR	6-3	190	Fr.-HS	Xenia, Ohio/Xenia	62	Aaron Jelovich	OL	6-3	305	Jr.-TR	Los Altos Hills, Calif./Foothill College
17	Gary Owens	WR	5-9	185	Jr.-TR	Mesquite, Texas/Trinity Valley CC	63	Clyde Ignont	OL	6-2	285	Sr.-1L	Antioch, Calif./Diablo Valley College
18	Robert Tonyan, Jr.	QB	6-5	200	Fr.-RS	McHenry, Ill./McHenry East	64	Adam Masters	OL	6-5	310	Jr.-2L	Greencastle, Ind./South Putnam
19	Aaron Killebrew	DB	5-10	170	Fr.-HS	Evansville, Ind./Harrison	66	Jack Timmons	OL	6-5	320	Fr.-RS	Lafayette, Ind./McCutcheon
							67	Evan Goebel	OL	6-3	320	So.-1L	Newburgh, Ind./Castle
20	Jameer Thurman	DB	6-0	195	Fr.-HS	Chicago, Ill./Proviso West	69	Paul Patrick	OL	6-7	300	Jr.-2L	Elwell, Mich./Alma
21	Mark Sewall	DB	5-10	190	So.-1L	Western Springs, Ill./Lyons Township							
22	Shakir Bell	RB	5-8	185	Sr.-3L	Indianapolis, Ind./Warren Central	70	Dakota Vermillion	OL	6-7	300	Fr.-RS	Terre Haute, Ind./North Vigo
23	George Cheeseborough	RB	5-7	170	Sr.-3L	Indianapolis, Ind./Warren Central	71	Michael Tolliver	OL	6-3	280	Jr.-TR	Indianapolis, Ind./Grand Rapids CC
24	Travis Starks	DB	5-10	180	So.-1L	Chicago, Ill./St. Rita of Cascia	74	Zach Borens	OL	6-8	350	Fr.-HS	Marion, Iowa/Marion
25	Phil Wilson	DB	6-0	190	Fr.-RS	Boilingbrook, Ill./Boilingbrook	75	Nick Dachota	OL	6-8	295	Fr.-RS	Chicago, Ill./St. Rita
26	Tony Newman	DB	5-10	170	Fr.-RS	St. Louis, Mo./University City							
27	Lonnell Brown, Jr.	DB	5-7	160	Fr.-HS	Cincinnati, Ohio/Colerain	80	Tanner Riley	WR	5-10	180	Sr.-3L	Greenwood, Ind./Center Grove
28	Chris Davis	WR	5-10	185	Fr.-HS	Cincinnati, Ohio/Colerain	82	Joel Magrum	TE	6-5	215	Fr.-RS	Mokena, Ill./Lincoln-Way
29	Carlos Aviles	DB	6-0	210	Fr.-HS	Highlands Ranch, Colo./Valor Christian	83	DeSean Prentice	WR	6-1	200	So.-1L	Mishawaka, Ind./Penn
							84	Greg Cuthbertson	WR	6-2	210	Jr.-TR	Blythwood, S.C./Ventura College
30	Tsali Lough	DB	5-9	190	Fr.-RS	Terre Haute, Ind./South Vigo	85	Justice Berry	WR	6-1	210	Jr.-TR	Gardner, Kan./Coffeyville CC
31	Dimitri Taylor	RB	5-10	190	Fr.-HS	Wheaton, Ill./Montini Catholic	86	Jamar Brown	TE	6-5	230	Jr.-1L	Indianapolis, Ind./Lawrence North
32	Lemonte Booker	RB	5-11	190	Fr.-HS	Orland Park, Ill./Carl Sandburg	87	Logan Buske	TE	6-3	225	So.-1L	Terre Haute, Ind./South Vigo
33	Taje High	RB	5-8	165	Sr.-3L	Indianapolis, Ind./Avon	88	Braxton Shirley	TE	6-3	245	Fr.-HS	Trabuca Canyon, Calif./Mission Viego
33	Dejuan Lang	DB	5-9	180	Fr.-HS	Cincinnati, Ohio/Colerain	89	Garrick Dikos	TE	6-3	215	Sr.-3L	Mishawaka, Ind./Penn
34	Nick Cody	LB	6-2	235	Jr.-TR	Rancho Santa Margarita, Calif./Orange CC							
35	Jerry Stephen	FB	6-2	240	Fr.-RS	Avon, Ind./Avon	90	Antonio Broadus	DL	6-3	230	Fr.-HS	Aurora, Colo./Regis Jesuit
36	Kamerin Mitchell	DB	6-2	210	Sr.-3L	Kankakee, Ill./Bishop McNamara	91	Tyler Boyd	DL	6-2	270	Sr.-3L	Avon, Ind./Avon
37	Gerrick Ratliff	LB	6-0	220	So.-1L	Chicago, Ill./De La Salle Institute	92	Conrad Nicholls	DL	6-5	240	So.-1L	Honolulu, Hawaii/Raytown
38	George Stone	LB	6-1	215	Fr.-RS	Louisville, Ky./St. Xavier	94	Tanner Fritschle	PK	6-1	195	Jr.-2L	Washington, Ind./Washington
39	Alex Stowers	DB	5-9	155	So.-1L	Indianapolis, Ind./North Central	95	Tyler Stafford	DL	6-3	255	Sr.-3L	Fortville, Ind./Mount Vernon
39	Tyler Evans	RB	5-10	185	Fr.-RS	Terre Haute, Ind./South Vigo	97	Patrick McCown	DL	6-1	260	Fr.-RS	Casey, Ill./Casey-Westfield
							98	Eric Heidorn	PK	5-8	180	Fr.-RS	Avon, Ind./Avon
40	Jess Harris	LB	5-9	200	So.-1L	Whiteland, Ind./Whiteland	99	Conlan Cassidy	DL	6-3	280	Fr.-RS	New Hope, Pa./Fork Union Military
41	Jordan Jackson	LB	6-1	230	Fr.-HS	Indianapolis, Ind./Decatur Central							
42	Aynide Ramsey	DB	5-11	185	Fr.-RS	Houston, Texas/Centerville							

The Last Time It Happened

The Last Time Indiana State ...

SHUT OUT AN OPPONENT:

vs. Quincy, 44-0 (2012)

SHUT OUT TWO CONSECUTIVE OPPONENTS:

vs. DePauw, 13-0 & at St. Joseph's 16-0 (1962)

WAS SHUT OUT:

at South Dakota St., 0-29 (2013)

SCORED 50-59 POINTS:

vs. Illinois State, 59-24 (2010)

ALLOWED 50-59 POINTS:

56, vs. North Dakota State, 10-56 (2013)

SCORED 60-69 POINTS:

66, vs. Southern Illinois, 66-44 (1999)

ALLOWED 60-69 POINTS:

62, at Northern Iowa, 7-62 (2009)

SCORED MORE THAN 70:

72, vs. Vincennes (1925)

ALLOWED MORE THAN 70:

73, at Indiana, 73-35 (2013)

SCORED A SAFETY:

at North Dakota State (2010)

ALLOWED A SAFETY:

at Cincinnati (2010)

KICKOFF RETURN FOR TD OF 95+ Yards:

Cornell Johnson, 97 yds vs. Western Illinois (2005)

KICKOFF RETURN FOR TD OF ANY DISTANCE:

Tanner Riley, 93 yds vs. Missouri State (2012)

ALLOWED KICKOFF TD:

Akeem Hunt, at Purdue, 99 yds (2013)

PUNT RETURN FOR TD:

Larry Scally, 86 yds vs. St. Joseph's (1996)

ALLOWED PUNT RETURN TD:

Shane Wynn, 58 yds at Indiana (2013)

BLOCKED PUNT FOR TD:

Justin Hilton, vs. St. Joseph's (2010)

ALLOWED A BLOCKED PUNT RETURN FOR A TD:

Kevin Jackson, 4 yds vs. North Dakota St. (2009)

INTERCEPTION RETURN TD OF 100 YARDS:

Bryan Jackson, 100 yards at Eastern Illinois (2006)

INTERCEPTION RETURN FOR A TD:

Donovan Layne, 20 yards at Missouri State (2013)

TWO INTERCEPTION RETURNS FOR A TD:

Johnny Towalid, 31 & 27 yds at NDSU (2012)

ALLOWED INT RETURN TD:

Sybhrian Berry, 73 yards at Missouri State (2013)

FUMBLE RETURN FOR TD:

Calvin Burnett, 2 yds at Indiana (2013)

ALLOWED FUMBLE RETURN TD:

David McDaniel, 0 yds at Western Illinois (2012)

HAD A PLAYER W/ 300 YARDS PASSING:

392, Mike Perish vs. Youngstown State (2013)

PLAYER COMPLETE 30+ PASSES:

30, Mike Perish vs. Youngstown State (2013)

PLAYER COMPLETE 40+ PASSES:

42, Blayne Baggett vs. Western Illinois (2005)

PLAYER RUSH FOR 100-149 YDS:

113, Shakir Bell, at Indiana (2013)

PLAYER RUSH FOR 150-199 YDS:

150, Shakir Bell, vs. South Dakota (2012)

PLAYER RUSH FOR 200-249 YDS:

201, Shakir Bell, at Tennessee Tech (2013)

PLAYER RUSH FOR 250-299 YDS:

256, Shakir Bell vs. Youngstown State (2011)

PLAYER RUSH FOR 300+ YDS:

349, Shakir Bell vs. Drake (2012)

PLAYER RUSH FOR 200+ YDS IN CONSECUTIVE GAMES:

Shakir Bell vs. W. Kent. & Youngstown St. (2011)

PLAYER RUSH FOR A 90 OR MORE YARD TD:

91, Ryan Roberts vs. Western Illinois (2009)

HAD A DEFENSIVE STARTER SCORE AN OFF. TD:

1 yd, Ben Obaseki vs. Quincy (2012)

HAD TWO PLAYERS RUSH FOR 100+ YDS:

Darrius Gates & Shakir Bell vs. Quincy (2010)

ONE PLAYER WITH 30+ RUSHES:

33, Shakir Bell at Southern Illinois (2012)

HAD PLAYER WITH 100-149 RECEIVING YDS:

101, Kyani Harris vs. Youngstown State (2013)

HAD PLAYER WITH 150-199 RECEIVING YDS:

168, Donald Spencer vs. Southern Illinois (2011)

HAD PLAYER WITH 200-299 RECEIVING YDS:

253, Chris Johnson vs. Illinois State (1986)

HAD PLAYER WITH 300+ RECEIVING YDS:

319, Bill Griffith vs. Evansville (1955)

HAD PLAYER WITH 10+ PASS RECEPTIONS:

11, Carl Berman vs. Western Illinois (2005)

HAD PLAYER WITH 400 YDS TOTAL OFFENSE:

416, Blayne Baggett at Missouri State (2005)

HAD PLAYER SCORE 5 TDS IN GAME:

Darrius Gates vs. South Dakota State (2010)

HAD PLAYER SCORE 4 TDS IN GAME:

Shakir Bell vs. Youngstown State (2011)

HAD PLAYER SCORE 4 TDS IN ONE HALF:

Shakir Bell vs. Youngstown State (2011) (First Half)

HAD PLAYER PASS FOR 5 TDS:

Jeff Miller vs. Ball State (1985)

HAD PLAYER PASS FOR 4 TDS:

Mike Perish vs. Quincy (2013)

HAD PLAYER PASS FOR 4 TDS IN CONSECUTIVE GAMES:

Ronnie Fouch vs. Quincy & Illinois State (2010)

HAD PLAYER RUSH FOR 3 TDS:

Brock Lough, vs. Butler (2011)

HAD PLAYER RUSH FOR 2 TDS:

George Cheeseborough vs. Quincy (2013)

HAD PLAYER CATCH 3 TD PASSES:

Sampson Livingston vs. Youngstown State (2013)

HAD PLAYER KICK 4 FIELD GOALS:

Kyle Hooper at Eastern Illinois (2004)

HAD PLAYER KICK 3 FIELD GOALS:

Eric Heidorn vs. Tennessee Tech (2013)

HAD A PLAYER WITH 3 INT:

John Allman vs. Illinois State (1979)

HAD A PLAYER WITH 2 INT:

Johnny Towalid at North Dakota State (2012)

BLOCKED A FIELD GOAL:

Johnny Towalid, at Indiana (2012)

BLOCKED A FIELD GOAL FOR A TD:

Never

AN OPPONENT BLOCKED A FIELD GOAL FOR A TD:

James Huguely, at Tennessee Tech, 87 yds (2013)

BLOCKED PAT RETURN:

Larry Carter vs. South Dakota (2008)

DIDN'T PUNT:

vs. Butler (2011)

ALLOWED BLOCKED PAT FOR CONVERSION:

at Kansas State (1991)

POSTED 500 RUSH YDS:

1975 vs. Dayton

POSTED 350 PASS YDS:

392, 2013 vs. Youngstown State

GAINED 650+ YDS TOTAL:

671, vs. Quincy (2013)

15 OR MORE PENALTIES:

17, vs. Illinois State (1994)

100+ PLAYS:

100, vs. Central Florida (1984)

SCORED 10 TDS:

10, vs. Quincy (2013)

SCORED 9 TDS:

9, vs. W.V. Tech (1994)

SCORED 8 TDS:

8, vs. Illinois State (2010)

SCORED 7 RUSHING TDS:

7, vs. St. Joseph's (2010)

The Last Time An Opponent ...

HAD 300+ YDS PASSING:

329, Mike Piatkowski vs. Drake (2012)

HAD 300+ YDS RUSHING:

328, Herb Donaldson vs. Western Illinois (2006)

HAD 150+ YDS RUSHING:

169, Tevin Coleman at Indiana (2013)

HAD 150+ YDS RECEIVING:

153, James Hardy, at Indiana (2007)

RUSHED FOR 5 TDS:

5, Gerald Davis, at Missouri State (2007)

RUSHED FOR 6 TDS:

6, Herb Donaldson, at Western Illinois (2006)

2013 Season Statistics

The Automated ScoreBook
Indiana State Overall Individual Statistics (as of Nov 10, 2013)
All games

Rushing	gp	att	gain	loss	net	avg	td	lg	avg/g
Logan, Buck	10	90	496	11	485	5.4	0	43	48.5
Bell, Shakir	5	78	445	25	420	5.4	1	69	84.0
Booker, LeMonte	8	41	174	0	174	4.2	1	16	21.8
Cheeseborough,	3	27	133	0	133	4.9	2	36	44.3
Tonyan Jr., Rob	9	57	202	134	68	1.2	2	34	7.6
Evans, Tyler	1	1	32	0	32	32.0	0	32	32.0
Lancaster, Tren	2	2	14	0	14	7.0	0	11	7.0
High, Taje	4	2	6	0	6	3.0	0	5	1.5
Riley, Tanner	10	1	0	1	-1	-1.0	0	0	-0.1
Perish, Mike	8	46	108	109	-1	0.0	2	12	-0.1
Wozniak, Austen	10	1	0	2	-2	-2.0	0	0	-0.2
Reyes, Travis	8	1	0	3	-3	-3.0	0	0	-0.4
Team	6	5	0	26	-26	-5.2	0	0	-4.3
Total	10	352	1610	311	1299	3.7	8	69	129.9
Opponents	10	462	2132	261	1871	4.0	22	72	187.1

Passing	gp	effic	comp-att-int	pct	yds	td	lg	avg/g
Perish, Mike	8	122.81	139-243-10	57.2	1586	14	78	198.2
Tonyan Jr., Rob	9	68.31	29-88-3	33.0	324	3	57	36.0
Lancaster, Tren	2	19.33	1-3-0	33.3	-5	0	0	-2.5
Lawshe, Demory	10	0.00	0-1-0	0.0	0	0	0	0.0
Total	10	107.20	169-335-13	50.4	1905	17	78	190.5
Opponents	10	147.23	142-225-8	63.1	1815	16	62	181.5

Receiving	gp	no.	yds	avg	td	lg	avg/g
Riley, Tanner	10	36	347	9.6	0	31	34.7
Harris, Kyani	5	20	265	13.2	1	68	53.0
Lawshe, Demory	10	15	310	20.7	3	78	31.0
Levingston, Sam	9	13	151	11.6	6	27	16.8
Bell, Shakir	5	12	94	7.8	1	31	18.8
Reyes, Travis	8	10	86	8.6	0	25	10.8
Dikos, Garrick	10	9	130	14.4	0	27	13.0
Johnson, A.J.	7	9	106	11.8	1	36	15.1
O'Leary, Chris	5	7	80	11.4	0	21	16.0
Brown, Jamar	4	7	73	10.4	0	21	18.2
Cheeseborough,	3	7	65	9.3	1	36	21.7
Logan, Buck	10	7	61	8.7	1	24	6.1
Booker, LeMonte	8	7	39	5.6	0	14	4.9
Buske, Logan	10	3	38	12.7	1	30	3.8
Berry, Justice	6	2	37	18.5	1	25	6.2
Prentice, Desea	3	1	8	8.0	0	8	2.7
Magrum, Joel	6	1	7	7.0	0	7	1.2
High, Taje	4	1	5	5.0	1	5	1.2
Wozniak, Austen	10	1	4	4.0	0	4	0.4
Johns, Miquel	5	1	-1	-1.0	0	0	-0.2
Total	10	169	1905	11.3	17	78	190.5
Opponents	10	142	1815	12.8	16	62	181.5

Punt Returns	no.	yds	avg	td	lg
Riley, Tanner	7	97	13.9	0	61
Burnett, Calvin	2	3	1.5	0	3
Johns, Miquel	1	1	1.0	0	1
Total	10	101	10.1	0	61
Opponents	19	279	14.7	3	68

Interceptions	no.	yds	avg	td	lg
Sewall, Mark	2	-1	-0.5	0	0
Harris, Jess	1	51	51.0	1	51
Layne, Donovan	1	20	20.0	1	20
Wilson, Phil	1	0	0.0	0	0
Newman, Tony	1	-1	-1.0	0	0
Underwood, Conn	1	31	31.0	1	31
Lough, Tsali	1	10	10.0	0	10
Total	8	115	14.4	3	51
Opponents	13	439	33.8	5	95

Kick Returns	no.	yds	avg	td	lg
Booker, LeMonte	22	533	24.2	1	97
Logan, Buck	5	65	13.0	0	22
High, Taje	5	113	22.6	0	38
Johnson, A.J.	3	54	18.0	0	23
Riley, Tanner	3	63	21.0	0	24
Wozniak, Austen	2	21	10.5	0	11
Cheeseborough,	2	45	22.5	0	24
Dikos, Garrick	2	15	7.5	0	10
Stephen, Jerry	2	18	9.0	0	12
Stone, George	1	16	16.0	0	16
Johns, Miquel	1	32	32.0	0	32
Total	48	975	20.3	1	97
Opponents	31	846	27.3	3	100

Fumble Returns	no.	yds	avg	td	lg
Burnett, Calvin	1	2	2.0	1	2
Total	1	2	2.0	1	2
Opponents	1	3	3.0	1	3

2013 Season Statistics

The Automated ScoreBook
Indiana State Overall Individual Statistics (as of Nov 10, 2013)
All games

Scoring	td	fg	PAT				dxp	saf	pts
			kick	rush	rcv	pass			
Levingston, Sam	6	-	-	-	-	-	-	-	36
Fritschle, Tann	-	1-2	18-18	-	-	-	-	-	21
Heidorn, Eric	-	4-9	8-9	-	-	-	-	-	20
Lawshe, Demory	3	-	-	-	-	-	-	-	18
Cheeseborough,	3	-	-	-	-	-	-	-	18
Perish, Mike	2	-	-	-	-	1-2	-	-	12
Tonyan Jr., Rob	2	-	-	-	-	-	-	-	12
Booker, LeMonte	2	-	-	-	-	-	-	-	12
Bell, Shakir	2	-	-	-	-	-	-	-	12
Johnson, A.J.	1	-	-	-	1	-	-	-	8
Logan, Buck	1	-	-	1-1	-	-	-	-	8
Harris, Kyani	1	-	-	-	-	-	-	-	6
Berry, Justice	1	-	-	-	-	-	-	-	6
Buske, Logan	1	-	-	-	-	-	-	-	6
Underwood, Conn	1	-	-	-	-	-	-	-	6
Layne, Donovan	1	-	-	-	-	-	-	-	6
Harris, Jess	1	-	-	-	-	-	-	-	6
High, Taje	1	-	-	-	-	-	-	-	6
Burnett, Calvin	1	-	-	-	-	-	-	-	6
Total	30	5-11	26-27	1-1	1	1-2	-	-	225
Opponents	50	10-13	49-50	-	-	-	-	-	379

Total Offense	g	plays	rush	pass	total	avg/g
Perish, Mike	8	289	-1	1586	1585	198.1
Logan, Buck	10	90	485	0	485	48.5
Bell, Shakir	5	78	420	0	420	84.0
Tonyan Jr., Rob	9	145	68	324	392	43.6
Booker, LeMonte	8	41	174	0	174	21.8
Cheeseborough,	3	27	133	0	133	44.3
Evans, Tyler	1	1	32	0	32	32.0
Lancaster, Tren	2	5	14	-5	9	4.5
High, Taje	4	2	6	0	6	1.5
Riley, Tanner	10	1	-1	0	-1	-0.1
Wozniak, Austen	10	1	-2	0	-2	-0.2
Reyes, Travis	8	1	-3	0	-3	-0.4
Team	6	5	-26	0	-26	-4.3
Total	10	687	1299	1905	3204	320.4
Opponents	10	687	1871	1815	3686	368.6

Field Goals	fg	pct.	01-19	20-29	30-39	40-49	50-99	lg	blk
Heidorn, Eric	4-9	44.4	0-0	1-3	1-2	2-4	0-0	42	4
Fritschle, Tann	1-2	50.0	0-0	1-1	0-1	0-0	0-0	23	0

FG Sequence	Indiana State	Opponents
Indiana	-	(26)
Purdue	-	49,(18),(37)
Quincy	-	-
Tennessee Tech	20,(31),(42),(24),40	(47)
Youngstown State	(23),33	-
South Dakota	-	50,(43),34
Illinois State	-	(25),(21)
North Dakota State	(40),36	-
Missouri State	41	-
South Dakota State	24	(32),(27),(35)

Punting	no.	yds	avg	lg	tb	fc	i20	50+	blk
Stangler, Jordo	63	2415	38.3	54	2	14	10	6	1
Team	3	21	7.0	11	0	0	0	0	2
Total	66	2436	36.9	54	2	14	10	6	3
Opponents	51	2084	40.9	59	8	9	17	9	0

Kickoffs	no.	yds	avg	tb	ob	retn	net	ydln
Heidorn, Eric	25	1457	58.3	3	1			
Fritschle, Tann	20	1190	59.5	6	0			
Total	45	2647	58.8	9	1	27.3	35.0	29
Opponents	70	4049	57.8	14	3	20.3	38.9	26

Numbers in parentheses indicate field goal was made.

2013 Season Statistics

The Automated ScoreBook
Indiana State Game Results (as of Nov 10, 2013)
All games

Date	Opponent	Score	Overall	Conference	Time	Attend
Aug 29, 2013	at Indiana	L 35-73	0-1	0-0	3:49	40278
Sep 07, 2013	at Purdue	L 14-20	0-2	0-0	3:04	50165
09/14/13	QUINCY	W 70-7	1-2	0-0	2:55	7002
Sep 28, 2013	at Tennessee Tech	L 37-38	1-3	0-0	3:25	8970
* 10/05/13	#22 YOUNGSTOWN STATE	L 24-35	1-4	0-1	4:43	8000
* Oct 12, 2013	at South Dakota	L 14-17	1-5	0-2	2:53	6710
* Oct 19, 2013	at Illinois State	L 14-55	1-6	0-3	2:58	8262
* Oct 26, 2013	#1 NORTH DAKOTA STATE	L 10-56	1-7	0-4	2:46	5009
* Nov 02, 2013	at Missouri State	L 7-49	1-8	0-5	2:29	6648
* Nov 09, 2013	at #19 South Dakota State	L 0-29	1-9	0-6	2:39	5317

The Automated ScoreBook
Indiana State Overall Individual Statistics (as of Nov 10, 2013)
All games

All Purpose	g	rush	rcv	pr	kr	ir	total	avg/g
Booker, LeMont	8	174	39	0	533	0	746	93.2
Logan, Buck	10	485	61	0	65	0	611	61.1
Bell, Shakir	5	420	94	0	0	0	514	102.8
Riley, Tanner	10	-1	347	97	63	0	506	50.6
Lawshe, Demory	10	0	310	0	0	0	310	31.0
Harris, Kyani	5	0	265	0	0	0	265	53.0
Cheeseborough,	3	133	65	0	45	0	243	81.0
Johnson, A.J.	7	0	106	0	54	0	160	22.9
Levingston, Sam	9	0	151	0	0	0	151	16.8
Dikos, Garrick	10	0	130	0	15	0	145	14.5
High, Taje	4	6	5	0	113	0	124	31.0
Reyes, Travis	8	-3	86	0	0	0	83	10.4
O'Leary, Chris	5	0	80	0	0	0	80	16.0
Brown, Jamar	4	0	73	0	0	0	73	18.2
Tonyan Jr., Rob	9	68	0	0	0	0	68	7.6
Harris, Jess	10	0	0	0	0	51	51	5.1
Buske, Logan	10	0	38	0	0	0	38	3.8
Berry, Justice	6	0	37	0	0	0	37	6.2
Evans, Tyler	1	32	0	0	0	0	32	32.0
Johns, Miquel	5	0	-1	1	32	0	32	6.4
Underwood, Con	10	0	0	0	0	31	31	3.1
Wozniak, Austen	10	-2	4	0	21	0	23	2.3
Layne, Donovan	8	0	0	0	0	20	20	2.5
Stephen, Jerry	3	0	0	0	18	0	18	6.0
Stone, George	6	0	0	0	16	0	16	2.7
Lancaster, Tren	2	14	0	0	0	0	14	7.0
Lough, Tsali	9	0	0	0	0	10	10	1.1
Prentice, Desea	3	0	8	0	0	0	8	2.7
Burnett, Calvin	4	0	0	3	0	5	8	2.0
Magrum, Joel	6	0	7	0	0	0	7	1.2
Newman, Tony	9	0	0	0	0	-1	-1	-0.1
Perish, Mike	8	-1	0	0	0	0	-1	-0.1
Sewall, Mark	10	0	0	0	0	-1	-1	-0.1
Team	6	-26	0	0	0	0	-26	-4.3
Total	10	1299	1905	101	975	115	4395	439.5
Opponents	10	1871	1815	279	846	439	5250	525.0

2013 Season Statistics

The Automated ScoreBook
 Indiana State Overall Defensive Statistics (as of Nov 10, 2013)
 All games

##	Defensive Leaders	gp	Tackles				Sacks no-yds	Pass defense			Fumbles rcv-yds	ff	blkd	
			ua	a	tot	tfl/yds		int-yds	brup	qbh			kick	saf
20	Thurman, Jameer	10	43	37	80	9-35	4-23
53	Jones, Russell	10	28	40	68	9-21	4-12	.	1	1	.	2	.	.
37	Ratliff, Geric	10	28	28	56	3-11	1-10	.	.	1
21	Sewall, Mark	10	32	21	53	3-7	.	2--1	1	1	1-0	.	.	.
55	Underwood, Conn	10	22	30	52	14-58	7-45	1-31	3	2	1-0	.	.	.
3	Layne, Donovan	8	16	19	35	1-1	.	1-20	2	.	.	.	1	.
41	Jackson, Jordan	9	7	26	33	2-7	1-6
10	Walker, Kendall	8	15	16	31	4-9	1-5	.	1
38	Stone, George	6	11	16	27	1-1	.	.	1	.	1-0	2	.	.
24	Starks, Travis	7	14	10	24	.	.	.	2	.	.	1	.	.
92	Nicholls, Conrr	6	13	9	22	5-12	2-7	.	.	.	1-0	.	.	.
95	Stafford, Tyler	10	6	15	21	2-1
30	Lough, Tsali	9	8	11	19	.	.	1-10	1	.	1-0	.	.	.
6	Harvey, Othniel	4	11	6	17	.	.	.	1	.	.	1	.	.
5	Burnett, Calvin	4	13	3	16	1-2	.	0-5	2	.	1-2	.	.	.
1A	Tuuu, T.J.	3	9	6	15
51	Waller, Tyshon	7	4	11	15	3-12	1-5
26	Newman, Tony	9	12	2	14	1-1	.	1--1	2
54	Collins, Brady	9	3	10	13	2-2
99	Cassidy, Conlan	8	3	9	12	.	.	.	1	1
91	Boyd, Tyler	6	6	6	12	2-3
39	Stowers, Alex	5	7	4	11	1-6	.	.	1
43	Beverstock, Isa	8	5	6	11
97	McCown, Patrick	7	3	8	11	2-11	1-10	.	.	1
4	Guess, Clay	7	7	4	11	.	.	.	1
33	Lang, Dejuan	5	8	3	11
46	Allen, Ian	6	4	6	10
40	Harris, Jess	10	6	4	10	.	.	1-51
25	Wilson, Phil	4	7	2	9	.	.	1-0	.	.	.	1	.	.
29	Aviles, Carlos	9	4	4	8	1-2	1	.	.
27	Brown, Jr., Lon	4	3	3	6	2-14	1-8	.	1
36	Mitchell, Kamer	5	3	3	6	1-0	.	.	.
47	Lyons, Alec	5	.	5	5
8	Logan, Buck	10	3	1	4
48	Wozniak, Austen	10	2	1	3
TM	Team	6	3	.	3	1-2	1-2
52	Smith, Armad	1	1	1	2
59	Lutz, FN	10	2	.	2
89	Dikos, Garrick	10	.	2	2
94	Fritschle, Tann	5	2	.	2
3Z	High, Taje	4	1	1	2
80	Riley, Tanner	10	.	1	1
15	Perish, Mike	8	1	.	1
87	Buske, Logan	10	1	.	1
58	Appel, Joshua	9	1	.	1
22	Bell, Shakir	5	.	1	1
63	Ignont, Clyde	10	1	.	1
75	Dachota, Nick	8	1	.	1
Total		10	380	391	771	69-218	20-133	8-115	21	7	7-2	8	1	.
Opponents		10	331	389	720	86-288	40-225	13-439	33	7	4-3	6	8	.

2013 Game-By-Game Statistics

Game-by-Game Rushing

Player	IU Att.-Yds./TD	PURDUE Att.-Yds./TD	QUINCY Att.-Yds./TD	TENN TECH Att.-Yds./TD	YSU Att.-Yds./TD	USD Att.-Yds./TD	ILS Att.-Yds./TD	NDSU Att.-Yds./TD	MSU Att.-Yds./TD	SDSU Att.-Yds./TD	WIU Att.-Yds./TD	SIU Att.-Yds./TD
Bell, S.	18-113/0	DNP	DNP	25-201/1	7-17/0	16-80/0	12-9/0	DNP	DNP	DNP		
Cheeseborough	6-13/0	11-43/0	10-77/2	DNP	DNP	DNP	DNP	DNP	DNP	DNP		
Tonyan, R.	3-17/0	1-7/0	8-35/1	DNP	1-(-2)/0	11-9/0	14-4/1	12-(-11)/0	DNP	7-9/0		
Logan, B.	2-9/0	1-2/0	10-85/0	7-39/0	10-64/0	4-35/0	7-38/0	15-76/0	14-69/0	20-68/0		
High, T.	2-6/0	—	—	DNP	DNP	DNP	DNP	DNP	DNP	DNP		
Reyes, T.	1-(-3)/0	—	—	—	—	—	—	—	—	—		
Perish, M.	6-(-10)/0	8-(-5)/0	3-13/1	9-12/1	12-7/0	4-(-8)/0	DNP	DNP	2-(-10)/0	2-0/0		
Evans, T.	DNP	DNP	1-32/0	DNP	DNP	DNP	DNP	DNP	DNP	DNP		
Team	—	1-(-8)/0	3-(-4)/0	—	—	—	—	—	—	—		
Booker, L.	DNP	DNP	DNP	3-14/0	—	—	9-54/1	7-21/0	14-56/0	8-29/0		
Lancaster, T.	DNP	DNP	DNP	DNP	DNP	DNP	DNP	2-14/0	DNP	DNP		
Wozniak, A.	—	—	—	—	—	—	—	1-(-2)/0	—	—		
Riley, T.	—	—	—	—	—	—	—	—	—	1-(-1)/0		

Game-by-Game Passing (Comp-Att-TD-INT-Yards)

Player	IU Comp-Att-TD-INT-Yards	PURDUE Comp-Att-TD-INT-Yards	QUINCY Comp-Att-TD-INT-Yards	TENN TECH Comp-Att-TD-INT-Yards	YSU Comp-Att-TD-INT-Yards	USD Comp-Att-TD-INT-Yards	ILS Comp-Att-TD-INT-Yards	NDSU Comp-Att-TD-INT-Yards	MSU Comp-Att-TD-INT-Yards	SDSU Comp-Att-TD-INT-Yards	WIU Comp-Att-TD-INT-Yards	SIU Comp-Att-TD-INT-Yards
Perish, M.	11-29-2-1-118	29-45-2-1-256	23-26-4-0-379	25-43-2-3-288	30-56-3-1-392	8-17-1-0-48	DNP	DNP	14-34-0-4-95	2-2-0-0-10		
Tonyan, R.	1-3-0-1-57	—	4-8-1-0-54	DNP	0-1-0-0-0	8-17-1-1-34	8-22-0-0-69	3-17-0-1-64	DNP	5-20-0-1-46		
Lawshe, D.	—	—	—	0-1-0-0-0	—	—	—	—	—	—		
Lancaster, T.	DNP	DNP	DNP	DNP	DNP	DNP	DNP	1-3-0-0-(-5)	DNP	DNP		

Field Goals (Made field goals in bold/Missed field goals in italics)

Player	IU	PURDUE	QUINCY	TENN TECH	YSU	USD	ILS	NDSU	MSU	SDSU	WIU	SIU
Fritschle	—	—	—	DNP	23, 33	DNP	DNP	DNP	DNP	DNP		
Heidom	DNP	DNP	DNP	20, 31, 42, 24, 40	—	—	—	40, 36	41	24		

Game-by-Game Receiving

Player	IU Rec.-Yds./TD	PURDUE Rec.-Yds./TD	QUINCY Rec.-Yds./TD	TENN TECH Rec.-Yds./TD	YSU Rec.-Yds./TD	USD Rec.-Yds./TD	ILS Rec.-Yds./TD	NDSU Rec.-Yds./TD	MSU Rec.-Yds./TD	SDSU Rec.-Yds./TD	WIU Rec.-Yds./TD	SIU Rec.-Yds./TD
Lawshe, D.	1-57/1	7-62/1	3-115/1	—	—	1-3/0	—	1-44/0	2-29/0	—		
Brown, J.	4-50/0	3-23/0	DNP	DNP	DNP	DNP	DNP	DNP	DNP	DNP		
Harris, K.	2-22/1	5-32/0	3-42/0	5-68/0	5-101/0	DNP	DNP	DNP	DNP	DNP		
Riley, T.	2-15/0	4-63/0	6-62/0	5-49/0	3-26/0	3-19/0	2-27/0	2-20/0	6-42/0	3-24/0		
Cheeseborough	1-13/0	4-43/1	2-9/0	DNP	DNP	DNP	DNP	DNP	DNP	DNP		
Levingston, S.	1-11/1	—	2-15/1	6-55/1	2-56/3	—	1-12/0	—	1-2/0	—		
Dikos, G.	—	1-10/0	2-41/0	2-12/0	2-46/0	—	—	—	—	2-21/0		
Prentice, D.	—	1-8/0	—	DNP	DNP	DNP	DNP	DNP	DNP	DNP		
Logan, B.	—	1-7/0	2-31/1	—	2-11/0	1-12/0	—	—	—	1-0/0		
Bell, S.	1-7/0	DNP	DNP	6-68/1	—	3-13/0	2-6/0	DNP	DNP	DNP		
Buske, L.	—	1-5/0	1-30/0	—	—	1-3/1	—	—	—	—		
Wozniak, A.	—	1-4/0	—	—	—	—	—	—	—	—		
Johns, M.	—	1-(-1)/0	—	—	—	—	—	—	—	—		
Reyes, T.	—	—	2-39/0	—	2-15/0	1-(-4)/0	2-17/0	—	2-8/0	1-11/0		
Berry, J.	—	—	2-37/1	—	—	—	—	—	—	—		
Magrum, J.	—	—	1-7/0	DNP	DNP	—	—	—	—	—		
High, T.	—	—	1-5/1	DNP	DNP	DNP	DNP	DNP	DNP	DNP		
Johnson, A.J.	DNP	DNP	DNP	1-36/0	5-36/0	2-32/1	—	—	1-2/0	—		
O'Leary, C.	DNP	DNP	DNP	DNP	5-69/0	1-4/0	1-7/0	DNP	DNP	—		
Booker, L.	DNP	DNP	DNP	—	4-32/0	—	—	1-(-5)/0	2-12/0	—		

Game-by-Game Returns

Punt Returns

Player	IU Att.-Yds.-TD	PURDUE Att.-Yds.-TD	QUINCY Att.-Yds.-TD	TENN TECH Att.-Yds.-TD	YSU Att.-Yds.-TD	USD Att.-Yds.-TD	ILS Att.-Yds.-TD	NDSU Att.-Yds.-TD	MSU Att.-Yds.-TD	SDSU Att.-Yds.-TD	WIU Att.-Yds.-TD	SIU Att.-Yds.-TD
Burnett, C.	2-3/0	—	—	DNP	DNP	DNP	DNP	DNP	DNP	DNP		
Riley, T.	—	1-(-3)/0	2-20/0	—	1-61/0	—	1-15/0	—	1-1/0	1-3/0		
Johns, M.	—	—	1-1/0	—	—	—	—	—	—	—		

Kickoff Returns

Player	IU Att.-Yds.-TD	PURDUE Att.-Yds.-TD	QUINCY Att.-Yds.-TD	TENN TECH Att.-Yds.-TD	YSU Att.-Yds.-TD	USD Att.-Yds.-TD	ILS Att.-Yds.-TD	NDSU Att.-Yds.-TD	MSU Att.-Yds.-TD	SDSU Att.-Yds.-TD	WIU Att.-Yds.-TD	SIU Att.-Yds.-TD
High, T.	1-9/0	4-104/0	—	DNP	DNP	DNP	DNP	DNP	DNP	DNP		
Riley, T.	3-63/0	—	—	—	—	—	—	—	—	—		
Cheeseborough	1-21/0	1-24/0	—	DNP	DNP	DNP	DNP	DNP	DNP	DNP		
Johns, M.	—	—	1-32/0	—	—	—	—	—	—	—		
Stephen, J.	—	—	—	2-18/0	—	—	DNP	DNP	—	—		
Logan, B.	—	—	—	1-8/0	—	—	1-13/0	—	3-44/0	—		
Booker, L.	DNP	DNP	DNP	3-87/0	5-102/0	2-41/0	3-73/0	5-173/1	1-16/0	4-57/0		
Johnson, A.J.	DNP	DNP	DNP	—	—	1-23/0	2-31/0	—	—	—		
Wozniak, A.	—	—	—	—	—	—	1-10/0	—	1-11/0	—		
Dikos, G.	—	—	—	—	—	—	—	—	2-15/0	—		

2013 Game-By-Game Statistics

Offense

Opponent	WR	LT	LG	C	RG	RT	TB	TE/WR	QB	FB/TE/WR	WR
at Indiana	Reyes, T.	Vermillion, D.	Ignont, C.	Lutz, FN	Masters, A.	Patrick, P.	Bell, S.	Brown, J.	Perish, M.	Dikos, G.	Harris, K.
at Purdue	Riley, T.	Vermillion, D.	Ignont, C.	Lutz, FN	Masters, A.	Patrick, P.	Cheeseborough	Brown, J.	Perish, M.	Lawshe, D.	Harris, K.
Quincy	Riley, T.	Vermillion, D.	Ignont, C.	Lutz, FN	Masters, A.	Patrick, P.	Cheeseborough	Dikos, G.	Perish, M.	Lawshe, D.	Harris, K.
at Tennessee Tech	Riley, T.	Vermillion, D.	Ignont, C.	Lutz, FN	Masters, A.	Patrick, P.	Bell, S.	Levingston, S.	Perish, M.	Johnson, A.J.	Harris, K.
Youngstown State	Riley, T.	Vermillion, D.	Ignont, C.	Lutz, FN	Masters, A.	Patrick, P.	Bell, S.	Levingston, S.	Perish, M.	Johnson, A.J.	Reyes, T.
at South Dakota	Riley, T.	Vermillion, D.	Ignont, C.	Lutz, FN	Masters, A.	Dachota, N.	Logan, B.	Dikos, G.	Perish, M.	Johnson, A.J.	Reyes, T.
at Illinois St.	Riley, T.	Vermillion, D.	Ignont, C.	Lutz, FN	Masters, A.	Patrick, P.	Bell, S.	Dikos, G.	Tonyan, R.	Johnson, A.J.	Reyes, T.
North Dakota State	Reyes, T.	Vermillion, D.	Masters, A.	Lutz, FN	Goebel, E.	Patrick, P.	Logan, B.	Dikos, G.	Tonyan, R.	Wozniak, A.	Lawshe, D.
at Missouri State	Reyes, T.	Vermillion, D.	Ignont, C.	Lutz, FN	Goebel, E.	Masters, A.	Logan, B.	Dikos, G.	Perish, M.	Dikos, G.	Lawshe, D.
at South Dakota St.	Riley, T.	Vermillion, D.	Ignont, C.	Lutz, FN	Goebel, E.	Dachota, N.	Logan, B.	Dikos, G.	Perish, M.	Wozniak, A.	Lawshe, D.

Defense

Opponent	DL	DL	DL	DL	LB	LB	LB/DB	DB	DB	DB	DB
at Indiana	Nicholls, C.	Jones, R.	Boyd, T.	Underwood, C.	Ratliff, G.	Walker, K.	Wilson, P.	Stowers, A.	Burnett, C.	Layne, D.	Sewall, M.
at Purdue	Nicholls, C.	Jones, R.	Boyd, T.	Underwood, C.	Ratliff, G.	Walker, K.	Thurman, J.	Stowers, A.	Burnett, C.	Wilson, P.	Sewall, M.
Quincy	Nicholls, C.	Jones, R.	Cassidy, C.	Underwood, C.	Ratliff, G.	Walker, K.	Thurman, J.	Stowers, A.	Burnett, C.	Wilson, P.	Beverstock, I.
at Tennessee Tech	Nicholls, C.	Jones, R.	Boyd, T.	Underwood, C.	Ratliff, G.	Walker, K.	Thurman, J.	Stowers, A.	Newman, T.	Harvey, O.	Wilson, P.
Youngstown State	Nicholls, C.	Jones, R.	Boyd, T.	Underwood, C.	Stone, G.	Harris, J.	Thurman, J.	Lang, D.	Harvey, O.	Layne, D.	Sewall, M.
at South Dakota	Nicholls, C.	Jones, R.	Boyd, T.	Underwood, C.	Stone, G.	Ratliff, G.	Thurman, J.	Guess, C.	Harvey, O.	Layne, D.	Sewall, M.
at Illinois State	Stafford, T.	Jones, R.	Boyd, T.	Underwood, C.	Ratliff, G.	Thurman, J.	Tuuu, T.J.	Guess, C.	Harvey, O.	Layne, D.	Sewall, M.
North Dakota State	Stafford, T.	Jones, R.	Waller, T.	Underwood, C.	Ratliff, G.	Thurman, J.	Jackson, J.	Guess, C.	Starks, T.	Layne, D.	Sewall, M.
at Missouri State	Stafford, T.	Jones, R.	McCown, P.	Underwood, C.	Ratliff, G.	Thurman, J.	Jackson, J.	Guess, C.	Starks, T.	Layne, D.	Sewall, M.
at South Dakota St.	Stafford, T.	Jones, R.	McCown, P.	Underwood, C.	Ratliff, G.	Thurman, J.	Jackson, J.	Guess, C.	Starks, T.	Layne, D.	Sewall, M.

Game-by-Game Defensive Tackles

	IU	PURDUE	QUINCY	TENN TECH	YSU	USD	ILS	NDSU	MSU	SDSU	WIU	SIU
Player	Solo-Ast-Total	Solo-Ast-Total	Solo-Ast-Total	Solo-Ast-Total	Solo-Ast-Total	Solo-Ast-Total	Solo-Ast-Total	Solo-Ast-Total	Solo-Ast-Total	Solo-Ast-Total	Solo-Ast-Total	Solo-Ast-Total
Thurman, J.	4-3-7	7-0-7	1-3-4	5-4-9	4-3-7	9-6-15	3-2-5	0-5-5	1-3-4	9-8-17		
Burnett, C.	6-0-6	6-1-7	1-2-3	DNP	DNP	DNP	DNP	DNP	DNP	DNP		
Sewall, M.	3-0-3	7-1-8	DNP	2-0-2	1-7-8	3-2-5	3-2-5	5-3-8	2-2-4	6-4-10		
Walker, K.	4-2-6	3-1-4	2-2-4	6-8-14	DNP	DNP	DNP	DNP	DNP	0-3-3		
Jones, R.	4-1-5	4-1-5	1-6-7	1-5-6	1-1-2	4-4-8	4-4-8	3-6-9	3-6-9	3-6-9		
Nicholls, C.	1-2-3	5-1-6	1-2-3	2-4-6	1-0-1	3-0-3	DNP	DNP	DNP	DNP		
Wilson, P.	5-0-5	2-0-2	0-1-1	0-1-1	DNP	DNP	DNP	DNP	DNP	DNP		
Underwood, C.	4-0-4	3-0-3	0-2-2	3-7-10	1-0-1	3-1-4	3-5-8	1-6-7	2-7-9	2-2-4		
Lough, T.	3-2-5	1-0-1	1-6-7	DNP	1-2-3	1-0-1	1-0-1	0-1-1	—	—		
Collins, B.	1-5-6	—	0-3-3	0-1-1	—	—	—	—	1-1-2	1-0-1		
Ratliff, G.	1-0-1	4-0-4	0-2-2	1-2-3	4-3-7	4-4-8	1-6-7	3-3-6	6-6-12	4-2-6		
Waller, T.	2-3-5	—	1-3-4	—	—	—	0-1-1	1-4-5	DNP	DNP		
Jackson, J.	1-2-3	1-1-2	0-2-2	1-1-2	DNP	1-4-5	0-6-6	0-4-4	2-2-4	1-4-5		
Boyd, T.	1-1-2	3-0-3	DNP	0-1-1	2-2-4	0-1-1	0-1-1	DNP	DNP	DNP		
Cassidy, C.	1-2-3	1-0-1	1-3-4	—	0-1-1	—	—	0-1-1	—	0-2-2		
Aviles, C.	3-0-3	DNP	—	—	—	0-1-1	—	1-2-3	—	0-1-1		
Newman, T.	2-0-2	1-0-1	1-1-2	2-0-2	4-1-5	DNP	1-0-1	—	—	1-0-1		
Stafford, T.	1-1-2	—	1-2-3	1-1-2	—	0-1-1	—	0-2-2	3-6-9	0-2-2		
Stowers, A.	2-0-2	—	0-1-1	5-3-8	DNP	DNP	DNP	DNP	DNP	DNP		
Layne, D.	1-0-1	DNP	DNP	DNP	0-4-4	8-2-10	2-1-3	2-4-6	2-1-3	1-7-8		
Appel, J.	1-0-1	—	—	—	—	—	—	—	—	—		
Beverstock, I.	1-0-1	—	3-4-7	—	0-1-1	0-1-1	—	1-0-1	—	—		
Perish, M.	1-0-1	—	—	—	—	—	DNP	DNP	DNP	—		
Brown, Lonnell	—	1-0-1	1-0-1	0-2-2	1-1-2	DNP	DNP	DNP	DNP	DNP		
Stone, G.	—	—	5-3-8	2-4-6	0-5-5	2-2-4	—	2-1-3	0-1-1	—		
Lang, D.	DNP	DNP	5-1-6	1-1-2	3-1-4	DNP	—	—	—	0-1-1		
Starks, T.	DNP	DNP	2-1-3	DNP	1-1-2	1-0-1	3-1-4	2-5-7	2-0-2	3-2-5		
Mitchell, K.	—	—	2-1-3	1-1-2	0-1-1	DNP	DNP	DNP	DNP	DNP		
Logan, B.	—	—	2-0-2	—	1-0-1	—	0-1-1	—	—	—		
Fritschle, T.	—	—	2-0-2	DNP	—	DNP	DNP	DNP	DNP	DNP		
McCown, P.	—	—	1-1-2	—	—	—	1-3-4	DNP	0-3-3	1-1-2		
Smith, A.	—	—	1-1-2	DNP	DNP	DNP	DNP	DNP	DNP	DNP		
Dikos, G.	—	—	0-2-2	—	—	—	—	—	—	—		
Wozniak, A.	—	—	0-1-1	—	—	—	—	—	2-0-2	—		
Harvey, O.	DNP	DNP	DNP	3-1-4	2-1-3	3-3-6	3-1-4	DNP	DNP	DNP		
Harris, J.	—	—	1-1-2	—	—	1-0-1	2-1-3	1-2-3	1-0-1	—		
Lutz, FN	—	—	1-0-1	—	—	—	—	—	—	1-0-1		
Buske, L.	—	—	1-0-1	—	—	—	—	—	—	—		
Allen, I.	DNP	DNP	DNP	DNP	1-2-3	—	1-0-1	0-1-1	2-2-4	0-1-1		
Tuuu, T.	DNP	DNP	DNP	—	1-1-2	7-2-9	1-3-4	DNP	DNP	DNP		
Ignont, C.	—	—	—	—	—	1-0-1	—	—	—	—		
Riley, T.	—	—	—	—	—	0-1-1	—	—	—	—		
Bell, S.	—	DNP	DNP	—	—	0-1-1	—	DNP	DNP	DNP		
Lyons, A.	—	—	—	—	—	—	0-2-2	0-1-1	0-1-1	0-1-1		
Guess, C.	—	—	—	—	—	—	1-0-1	3-3-6	1-0-1	2-1-3		
Dachota, N.	—	—	—	—	—	—	—	—	1-0-1	—		

Week 1 Recap -- at Indiana (August 29, 2013)

Game 1

Indiana 73, Indiana State 35

August 29, 2013
Memorial Stadium
Bloomington, Ind.
40,248



BLOOMINGTON, Ind.

- Indiana State scored 21 unanswered points in just over one minute of game time around the halftime break and scored the most points by an Indiana State team in five all-time games versus the Hoosiers, but Indiana turned the Sycamores back with a 73-35 victory on a hot and humid night in front of 40,278 fans at Memorial Stadium.

Shakir Bell went over 100 yards rushing for the 20th time in his career and the 17th time in the 109 year history of the program during a season opening contest as he amassed 113 yards on the ground on 18 carries.

Freshman Sampson Levingston and junior transfer Kyani Harris each hauled in touchdown passes

for the Sycamores while Calvin Burnett returned a fumble for a touchdown and Connor Underwood had his first interception return for a touchdown as the Sycamores reached the end zone five times and scored a record 35 points in five all-time meetings with Indiana.

Jamar Brown was the Sycamores' leading receiver with four catches for 50 yards, including a long of 21 yards which helped set up Indiana State's first touchdown of the contest.

Indiana State trailed 45-7 late in the second quarter but were sparked just before the half. The Sycamores went 78 yards on seven plays and Perish found Kyani Harris for a 17-yard touchdown reception with 19 seconds on the clock to cut the IU advantage down to 45-14. George Cheeseborough forced a Hoosier fumble on the ensuing kick-off and Calvin Burnett pounced on the ball in the end zone with 10 seconds on the clock to send both teams into the half with the Sycamores trailing 45-21.

Indiana State continued a scoring run by netting its third consecutive touchdown of the game in the first minute of the second half. With 14:17 left in the third quarter, Connor Underwood returned an interception 31 yards for a touchdown to cut the Indiana lead down to 45-28.

Robert Tonyan, Jr., found Demory Lawshe for a 57-yard touchdown pass with 8:36 remaining to close out the scoring for both teams.


The Sycamores took to the field first in the game with junior quarterback Mike Perish leading the offense, but Indiana State was forced to punt. The Sycamores' Jordan Stangler had his knee on the ground as he attempted to field the snap, which set up the Hoosiers with an 18-yard field. It took them just three plays, including a 12-yard touchdown pass from Tre Roberson to Ted Bolser with 12:32 left in the first quarter to stake IU to a quick 7-0 lead.

Indiana State responded with a 10-play, 75-yard scoring drive to even the score at 7 with 8:27 on the clock in the first quarter. Sampson Levingston, making his Sycamore debut, hauled in an 11-yard touchdown pass from Perish after Shakir Bell had 27 rushing yards on the drive.

Indiana State's defense stopped the Hoosiers on fourth-and-one inside Sycamore territory after the touchdown, but were not able to move the ball and Indiana was able to counter with a 43-yard touchdown pass to Shane Wynn off the arm of Roberson with 3:44 remaining in the first quarter to give Indiana a 14-7 advantage. Following a Bell fumble, Indiana went 41 yards on four plays to take a 21-7 lead at the 2:46 mark of the first quarter on a 34-yard touchdown run by Tevin Coleman.

The Hoosiers scored twice in the first two minutes of the second quarter as Bolser reached the end zone for the second time in the game, a 9-yd reception from Nate Sudfeld with 14:47 on the clock. Shane Wynn followed with a 58-yard punt return for a touchdown with 13:15 left before the half for the 35-7 Hoosier lead.

After Indiana State scored 21 unanswered points in less than a minute of game time around halftime, the Sycamores surrendered a pair of third quarter touchdowns as the Hoosiers reclaimed a 59-28 lead.



Indiana State	7	14	7	7	35
Indiana	21	24	21	7	73

Scoring Summary

1st	12:32	IU	Bolser 12-yd pass from Roberson (Ewald kick) (3-18-1:01)	0-7
1st	8:37	ISU	Levingston 11-yd pass from Perish (Fritschle kick) (10-75-4:05)	7-7
1st	3:44	IU	Wynn 43-yd pass from Roberson (Ewald kick) (4-64-0:51)	7-14
1st	2:46	IU	Coleman 34-yd run (Ewald kick) (4-41-0:51)	7-21
2nd	14:47	IU	Bolser 9-yd pass from Sudfeld (Ewald kick) (3-15-1:07)	7-28
2nd	13:15	IU	Wynn 58-yd punt return (Ewald kick)	7-35
2nd	11:00	IU	Stoner 44-yd pass from Sudfeld (Ewald kick) (1-44-0:07)	7-42
2nd	5:00	IU	Ewald 26-yard field goal (5-34-1:23)	7-45
2nd	00:19	ISU	Harris 17-yd pass from Perish (Fritschle kick) (7-78-1:23)	14-45
2nd	00:10	ISU	Burnett 2-yd fumble recovery (Fritschle kick)	21-45
3rd	14:17	ISU	Underwood 31-yd interception return (Fritschle kick)	28-45
3rd	11:48	IU	Wynn 3-yd pass from Sudfeld (Ewald kick) (7-75-2:29)	28-52
3rd	8:07	IU	Hughes 27-yd pass from Sudfeld (Ewald kick) (3-69-0:57)	28-59
3rd	3:11	IU	Coleman 20-yd run (Ewald kick) (3-44-0:43)	28-66
4th	10:18	IU	Wilson 1-yd run (Ewald kick) (7-55-3:08)	28-73
4th	8:36	ISU	Lawshe 57-yd pass from Tonyan (Fritschle kick) (4-79-1:42)	35-73

Team Statistics

	ISU	IU
First Downs	15	29
Rushing	7	13
Passing	7	12
Penalty	1	4
Net Yards Rushing	131	313
Rushing Attempts	39	54
Net Yards Passing	175	319
Cmp.-Att.-Int.	12-32-1	17-30-2
Total Offense Yards	306	632
Total Offense Plays	71	84
Fumbles: No.-Lost	2-1	1-1
Penalties: No.-Yards	7-83	6-66
Punts-Yards	10-388	3-113
Avg. Yards Per Punt	38.8	37.7
Punt Returns: No.-Yards	2-3	4-90
Kickoff Returns: No.-Yards	5-93	3-31
Interceptions: No.-Yards	2-35	1-28
Possession Time	27:42	32:18
Third Down Conversions	3-16	9-18
Fourth Down Conversions	1-3	1-2
Red Zone Scores-Chances	2-2	6-7
Sacks By: No.-Yards	0-0	4-19
PAT Kicks	5-5	10-10
Field Goals	0-0	1-1

Individual Statistics

RUSHING: ISU: Shakir Bell 18-113; Robert Tonyan, Jr. 3-17; George Cheeseborough 6-13; Buck Logan 2-9; Taje High 2-6; Travis Reyes 1-(-3); Mike Perish 6-(-10); Team 1-(-14). IU: Tevin Coleman 14-169, 2 TD; Anthony Davis 10-65; Andrew Wilson 8-45, 1 TD; Tre Roberson 5-19; Laray Smith 2-11; S. Houston 8-9; I. Roundtree 1-4; D. Roberts 2-1; Team 4-(-10).

PASSING: ISU: Mike Perish 11-29-1, 118, 2 TD; Robert Tonyan, Jr., 1-3-0, 57, 1 TD. IU: Nate Sudfeld 12-17-1, 219, 4 TD; C. Coffman 2-7-1, 29; Tre Roberson 3-6-0, 71, 2 TD.

RECEIVING: ISU: Jamar Brown 4-50; Kyani Harris 2-22, 1 TD; Tanner Riley 2-15; Demory Lawshe 1-57, 1 TD; George Cheeseborough 1-13; Sampson Levingston 1-11, 1 TD; Shakir Bell 1-7. IU: Ted Bolser 8-78, 2 TD; Kofi Hughes 3-69, 1 TD; Shane Wynn 2-46, 2 TD; Cody Latimer 2-44; Nick Stoner 1-44, 1 TD; I. Roundtree 1-18; Duwyce Wilson 1-11; D. Roberts 1-9.

Week 2 Recap -- at Purdue (Sept. 7, 2013)

Game 2

Purdue 20, Indiana State 14

September 7, 2013

Ross-Ade Stadium

West Lafayette, Ind.

50,165



TERRE HAUTE, Ind. -- Indiana State staged an impressive second half comeback but time proved to be too short late in the fourth quarter as Purdue escaped with a 20-14 victory over the Sycamores in front of 50,165 fans inside Rose-Ade Stadium.

Indiana State fell to 0-2 on the season, dropping a pair of contests against members of the Big Ten Conference while Purdue improved to 1-1.

The Sycamores outgained the Boilermakers 295-284 in total yardage, including a 256-150 advantage through the air.

Mike Perish was 29-of-45 passing for 256 yards and two touchdowns with just one interception to lead the Sycamore offense against the Boilermakers. Demory Lawshe proved to be the Sycamores' leading receiver as he hauled in seven receptions for 62 yards and one touchdown while Kyani Harris had five receptions for 32 yards. Tanner Riley added four

receptions for 63 yards while George Cheeseborough had four receptions for 43 yards.

All told, the Sycamores had 11 different players catch a pass in the game.

Shakir Bell, was not able to play with an injured shoulder, but Cheeseborough stepped in with 11 rushes for 43 yards.

Mark Sewall led the Sycamores with eight tackles and one pass brake up. Jameer Thurman and Calvin Burnett each had seven tackles with Thurman adding one tackle for loss.

Purdue owned a 17-0 lead until the Sycamores were able to move the ball 79 yards on eight plays including a 36-yard touchdown pass from Mike Perish to George Cheeseborough with 2:44 remaining in the third quarter to cut the Boilermaker advantage down to 17-7. The touchdown pass from Perish to Cheeseborough came on a 4th-and-9 play as Perish hit Cheeseborough in stride at the five-yard line and he walked into the end zone for the score.

Once again the Sycamore defense was able to keep the Boilermakers out of the end zone after the Indiana State offensive score even though Purdue had a 12-play drive which took nearly seven minutes off the clock. Purdue did advance to near the red zone, but the Boilers were forced into a 37-yard field goal by Paul Griggs with 10:57 to go in the contest to stretch their lead out to 20-7.

Indiana State responded to the Boilermaker field goal with a six-play, 61-yard drive that took just 1:35 off the clock and ended with Perish's second touchdown pass of the day. This time Perish found Demory Lawshe for a 17-yard scoring strike with 9:22 on the clock to cut the Purdue lead down to just 20-14.

The Sycamore defense made one final stand that resulted in a three-and-out for Purdue that gave Indiana State the ball with 46 seconds on the clock. After a five-yard completion from Perish to Cheeseborough, the Boilers sealed the victory with an interception of Perish's final pass attempt of the game.

With a knee taken at the 19 second mark, Purdue was able to narrowly escape their home opener with a 20-14 victory over Indiana State.

Purdue opened the game with a 99-yard kick-off return for a touchdown by Akeem Hunt which staked the Boilermakers to a fast 7-0 advantage just 14 seconds in.

The only other scoring in the first half came on a Paul Griggs 18-yard field goal with 9:03 remaining in the second quarter for a 10-0 Purdue lead. That drive featured one of two goal line stands by the Sycamore defense in the first half. The first came after the Boilers moved the ball inside the ISU 5-yard line and made three consecutive goal line stops to force the Griggs field goal.

The second big defensive stop came as the first half was winding down and the Boilers moved all the way down to the ISU one-yard line as the clock ticked down under one minute remaining in the second quarter. Connor Underwood led the Sycamore defensive charge by making a pair of tackles at the goal line on Hunt rushes, the final coming with 12 seconds remaining. The first half clock expired as Purdue attempted to bring their field goal unit on to send Indiana State into the locker room down to the Boilermakers 10-0.

The first drive of the third quarter looked promising as the Sycamores moved the ball into Purdue territory. ISU faced a fourth and short but the Purdue defense made the stop to end the Sycamore threat. Purdue then took the ball 60 yards on eight plays over the next 4:43 to reach the end zone on a 16-yard run by B.J. Knauf with 5:08 left in the third quarter for the 17-0 advantage.

Indiana State	0	0	7	7	14
Purdue	7	3	7	3	20

Scoring Summary

1st	14:46	PU	Hunt 99-yd kickoff return (Griggs kick)	0-7
2nd	9:03	PU	Griggs 18-yd field goal (12-43-5:45)	0-10
3rd	5:08	PU	Knauf 16-yd run (Griggs kick) (8-60-4:43)	0-17
3rd	2:44	ISU	Cheeseborough 36-yd pass from Perish (Fritschle kick) (8-79-2:24)	7-17
4th	10:57	PU	Griggs 37-yd field goal (12-47-6:47)	7-20
4th	9:22	ISU	Lawshe 17-yd pass from Perish (Fritschle kick) (6-61-1:35)	14-20

Team Statistics

	ISU	Purdue
First Downs	16	16
Rushing	2	8
Passing	13	8
Penalty	1	0
Net Yards Rushing	39	134
Rushing Attempts	22	46
Net Yards Passing	256	150
Cmp.-Att.-Int.	29-45-1	15-24-0
Total Offense Yards	295	284
Total Offense Plays	67	70
Fumbles: No.-Lost	0-0	2-0
Penalties: No.-Yards	3-25	6-52
Punts-Yards	8-278	6-280
Avg. Yards Per Punt	34.8	46.7
Punt Returns: No.-Yards	1-(-3)	2-16
Kickoff Returns: No.-Yards	5-128	2-123
Interceptions: No.-Yards	0-0	1-2
Possession Time	25:09	34:51
Third Down Conversions	3-14	4-16
Fourth Down Conversions	1-3	1-2
Red Zone Scores-Chances	1-1	3-5
Sacks By: No.-Yards	2-10	5-15
PAT Kicks	2-2	2-2
Field Goals	0-0	2-3

Individual Statistics

RUSHING: Indiana State: George Cheeseborough 11-43; Robert Tonyan, Jr., 1-7; Buck Logan 1-2; Mike Perish 8-(-5); Team 1-(-8). **Purdue:** Akeem Hunt 22-82; Dalyn Dawkins 11-35; B.J. Knauf 4-26, 1 TD; Rob Henry 7-4; Team 2-(-13).

PASSING: Indiana State: Mike Perish 29-45-1, 256, 2 TD. **Purdue:** Rob Henry 15-24-0, 150.

RECEIVING: Indiana State: Demory Lawshe 7-62, 1 TD; Kyani Harris 5-32; Tanner Riley 4-63; George Cheeseborough 4-43, 1 TD; Jamar Brown 3-23; Garrick Dikos 1-10; Desean Prentice 1-8; Buck Logan 1-7; Logan Buske 1-5; Austen Wozniak 1-4; Miquel Johns 1-(-1). **Purdue:** Gabe Holmes 6-39; Akeem Hunt 2-38; Shane Mikesky 2-23; B.J. Knauf 1-19; Justin Sinz 1-10; Dalyn Dawkins 1-8; Kurt Freytag 1-8; De. Yancey 1-5.

Week 3 Recap -- vs. Quincy (Sept. 14, 2013)

Game 3

Indiana State 70, Quincy 7

September 14, 2013

Memorial Stadium


Terre Haute, Ind.

7,002



TERRE HAUTE, Ind. — Indiana State scored a Memorial Stadium record 70 points as they opened their home season with a 70-7 victory over the Quincy Hawks in front of 7,002 fans. The Sycamores also set a single game record for passing yards and quarterback Mike Perish accumulated the fourth most single game passing yards in school history. The Sycamores also came close to establishing the school record for total yards in a game.

Perish was 23 of 26 in passing for 379 yards which ranks behind Blayne Baggett who threw for 396 yards against Missouri State in 2005, Jeff Miller who threw of 391 yards against Ball State in 1985, and Kyle Frondorf who went for 383 yards against Eastern Illinois in 1986.



Perish and Robert Tonyan were a combined 27 of 34 in the game for 433 yards and five touchdowns. The 433 yards is a new school single game record. Indiana State also had 671 yards of total offense which was just shy of the 675 accumulated by the 1975 team against Dayton.

Demory Lawshe had three catches for 115 yards and a touchdown while Tanner Riley caught six passes for 62. Buck Logan led the Sycamore rushing attack with 85 yards in 10 carries with George Cheeseborough going for 77 yards on 10 carries.

The Sycamores scored 42 points in the first half but it wasn't until midway through the opening quarter that Indiana State struck pay dirt and it came on a 78 yard pass play from Mike Perish to Demory Lawshe with 7:18 left in the opening quarter. Indiana State also scored on their next possession as the Sycamores capped a nine-play, 88-yard drive with a two-yard pass from Perish to Sam Livingston with three minutes remaining in the period.

Indiana State found the end zone four times in the second quarter including the first play of the second period when Perish busted through the middle from a yard out to complete a seven-play, 65-yard drive. Perish also connected with Buck Logan on a 24 yard scoring strike with 6:29 left in the half to cap a 61-yard drive (nine plays) and a five yard touchdown pass to Taje High with just seven seconds left to cap a 73 yard drive (five plays).

In between was a 36 yard scoring run by George Cheeseborough with 3:36 left in the second that came on just the second play of the Sycamore possession. Perrish connected with Logan on a 21 yard gain on the first play.

Indiana State scored four more touchdowns in the second half with one coming from the defense. Cheeseborough scored his second touchdown of the game with 12:45 left in the third quarter to cap a 56-yard, six-play drive. Tonyan connected with Justice Berry on a 12 yard scoring strike with 9:33 left at the end of a 72 yard, seven-play drive with Tonyan also scoring Indiana State's final touchdown with 9:01 left on a five yard run to cap a 51-yard, eight-play drive.

Jess Harris also scored for Indiana State as the linebacker returned an interception 51 yards for the score with 13:04 left in the game.

Quincy	0	0	0	7	7
Indiana State	14	28	14	14	70

Scoring Summary

1st	7:18	ISU	Lawshe 78-yd pass from Perish (Fritschle kick) (1-68-0:29)	7-0
1st	3:00	ISU	Levingston 2-yd pass from Perish (Fritschle kick) (9-88-2:26)	14-0
2nd	14:59	ISU	Perish 1-yd run (Fritschle kick) (7-65-2:04)	21-0
2nd	6:29	ISU	Logan 24-yd pass from Perish (Fritschle kick) (9-61-3:10)	28-0
2nd	3:36	ISU	Cheeseborough 36-yd run (Fritschle kick) (2-61-0:30)	35-0
2nd	0:07	ISU	High 5 -yd pass from Perish (Fritschle kick) (5-73-0:36)	42-0
3rd	12:45	ISU	Cheeseborough 5-yd pass from Perish (Fritschle kick) (6-56-2:04)	49-0
3rd	9:33	ISU	Berry 12-yd pass from Tonyan (Fritschle kick) (7-72-2:37)	56-0
4th	13:04	ISU	Harris 51-yd interception return (Fritschle kick)	63-0
4th	9:01	ISU	Tonyan 5-yd run (Fritschle kick) (8-51-3:03)	70-0
4th	2:02	QU	King 1-yd run (Watkins kick) (12-75-6:59)	70-7

Team Statistics

	QUINCY	ISU
First Downs	16	28
Rushing	9	9
Passing	6	19
Penalty	1	0
Net Yards Rushing	142	238
Rushing Attempts	47	35
Net Yards Passing	107	433
Cmp.-Att.-Int.	12-26-1	27-34-0
Total Offense Yards	249	671
Total Offense Plays	73	69
Fumbles: No.-Lost	2-1	1-0
Penalties: No.-Yards	9-64	7-55
Punts-Yards	10-398	3-111
Avg. Yards Per Punt	39.8	37.0
Punt Returns: No.-Yards	1-3	3-21
Kickoff Returns: No.-Yards	8-158	1-32
Interceptions: No.-Yards	0-0	1-51
Possession Time	35:08	24:52
Third Down Conversions	5-17	3-9
Fourth Down Conversions	2-2	2-2
Red Zone Scores-Chances	1-2	6-6
Sacks By: No.-Yards	0-0	2-8
PAT Kicks	1-1	10-10
Field Goals	0-0	0-0

Individual Statistics

RUSHING: QUINCY: King 19-75, 1 TD; Shelby 8-25; Ross 7-20; Wilburn 1-14; Lonergan 6-5; Berry 1-2; Flowers 4-2, Team 1- (-1). **ISU:** Buck Logan 10-85; George Cheeseborough 10-77, 2 TD; Robert Tonyan, Jr., 8-35, 1 TD; Tyler Evans 1-32, Mike Perish 3-13, 1 TD, Team 3-(-4).

PASSING: QUINCY: Lonergan 12-26-1, 107. **ISU:** Mike Perish 23-26-0, 379, 4 TD; Robert Tonyan, Jr., 4-8-0, 54, 1 TD.

RECEIVING: QUINCY: Malinowski 3-29; Williamson 3-13, Spears 2-33, Sergeant 2-14, Wilburn 1-10, Flowers 1-8. **ISU:** Tanner Riley 6-62; Demory Lawshe 3-115, 1 TD; Kyani Harris 3-42; Garrick Dikos 2-41; Travis Reyes 2-39; Justice Berry 2-37, 1 TD; Buck Logan 2-31, 1 TD; Sampson Levingston 2-15, 1 TD; George Cheeseborough 2-9; Logan Buske 1-30; Joel Magrum 1-7; Taje High 1-5, 1 TD.

Week 4 Recap -- @ Tennessee Tech (Sept. 28, 2013)

Game 4

Tennessee Tech 38, Indiana State 37

September 28, 2013

Tucker Stadium
Cookeville, Tenn.

8,970



COOKEVILLE, Tenn.

-- Indiana State senior tailback Shakir Bell returned to the Sycamore lineup and rushed for over 200 yards for the sixth time in his career but it was not enough as the Sycamores fell 38-37 on the road to Tennessee Tech.

Shakir Bell, who saw his first action since injuring his shoulder in the season opener at Indiana, rushed for 201 yards and one touchdown to go over the 4,000 career rushing yard mark. He is the third Sycamore in the history of the program and ninth in the history of the Missouri Valley Conference to achieve that milestone. Bell now has 4,108 rushing yards in his career. He added six receptions for 68 yards, including one touchdown through the air. Bell is now just three

touchdowns away from tying the ISU all-time career touchdowns scored record.

Mike Perish was 25-of-43 passing for 288 yards and two touchdowns. Bell was Perish's top target while Sampson Levingston added six receptions of his own for 55 yards and a touchdown.

Making her collegiate debut, Eric Heidorn connected on three field goals -- the most by a Sycamore since the 2012 campaign.

Trailing 24-12 at the half, the Sycamores came right out of the break with a strong offensive charge which ended with 13:13 remaining in the third quarter on a one-yard touchdown run by Mike Perish was set up by a strong run near the goal line by Shakir Bell. The Perish rushing touchdown cut the Tennessee Tech lead down to 24-19.

Tennessee Tech answered with a five-yard touchdown run by Jared Davis at the 8:01 mark of the third quarter to restore the 12-point advantage at 31-19.

That is when Shakir Bell took over the contest for the Sycamores in the second half. Bell scored on a six-yard touchdown run with 5:16 left in the third quarter to get ISU within 31-26. Mike Perish then found Sampson Levingston for a 12-yard touchdown reception with 1:12 left in the third period and added a two-point conversion from Perish to A.J. Johnson to give the Sycamores a 34-31 lead -- its first since the first quarter.

After another defensive stop, freshman Eric Heidorn connected on his third field goal of the contest with just under 13 minutes remaining to stretch the lead out to 37-31.

Zach Ziegler regained the lead for Tennessee Tech on a two-yard pass from Jared Davis with 1:11 on the clock to put the Golden Eagles up 38-37. The Sycamores got into Tennessee Tech territory on their final drive, but a tipped pass was intercepted with less than 20 seconds remaining to seal the game for TTU.

Indiana State scored first in the game on a 31-yard touchdown reception by Shakir Bell off the arm of Mike Perish. Bell returned to action from a shoulder injury which has sidelined him since the season opener at Indiana. The touchdown drive was set up by an interception from Phil Wilson on Tennessee Tech's opening drive. Bell caught a screen pass and raced down the sideline for the quick 6-0 lead at the 11:33 mark of the first quarter.

Tennessee Tech answered the Sycamores' opening score with 17 unanswered points to take a 17-6 advantage at the 13:14 mark of the second quarter.

The Sycamores moved the ball deep into Tennessee Tech territory twice in the second quarter, first with a nine-play, 59-yard drive which ended with Eric Heidorn's first career field goal -- a 31-yarder -- at the 10:13 mark to cut the deficit down to 17-9. Heidorn came back on the Sycamores' next drive to connect on a 42-yard field goal at the 4:56 mark to further cut into the Golden Eagle lead at 17-12.



Indiana State	6	6	22	3	37
Tennessee Tech	10	14	7	7	38

Scoring Summary

1st	11:33	INS	Bell 31-yd pass from Perish (kick blocked) (7-44-2:45)	6-0
1st	3:25	TTU	Sharp 47-yd field goal (9-26-4:04)	6-3
1st	0:04	TTU	Huguely 87-yd blocked field goal return (Sharp kick)	6-10
2nd	13:14	TTU	Golden 1-yd run (Sharp kick) (4-42-1:16)	6-17
2nd	10:13	ISU	Heidorn 31-yd field goal (9-59-2:57)	9-17
2nd	4:56	ISU	Heidorn 42-yd field goal (12-40-3:43)	12-17
2nd	0:14	TTU	Golden 1-yd run (Sharp kick) (16-75-4:42)	12-24
3rd	13:13	ISU	Perish 1-yd run (Heidorn kick) (5-51-1:38)	19-24
3rd	8:01	TTU	Davis 5-yd run (Sharp kick) (6-37-2:18)	19-31
3rd	5:16	ISU	Bell 6-yd run (Heidorn kick) (7-69-2:40)	26-31
3rd	1:12	ISU	Levingston 12-yd pass from Perish (Johnson pass) (5-49-2:13)	34-31
4th	12:31	ISU	Heidorn 24-yd field goal (6-85-2:22)	37-31
4th	1:11	TTU	Ziegler 2-yd pass from Davis (Sharp kick) (11-77-4:29)	37-38

Team Statistics

	ISU	TTU
First Downs	27	20
Rushing	14	5
Passing	11	11
Penalty	2	4
Net Yards Rushing	266	74
Rushing Attempts	44	43
Net Yards Passing	288	190
Cmp.-Att.-Int.	25-44-3	22-29-1
Total Offense Yards	554	264
Total Offense Plays	88	72
Fumbles: No.-Lost	1-0	1-0
Penalties: No.-Yards	6-60	8-60
Punts-Yards	1-30	6-292
Avg.. Yards Per Punt	30.0	48.7
Punt Returns: No.-Yards	0-0	0-0
Kickoff Returns: No.-Yards	6-113	6-99
Interceptions: No.-Yards	1-0	3-12
Possession Time	31:57	28:03
Third Down Conversions	8-17	5-16
Fourth Down Conversions	1-2	3-3
Red Zone Scores-Chances	5-6	4-4
Sacks By: No.-Yards	5-43	3-16
PAT Kicks	2-3	5-5
Field Goals	3-5	1-1

Individual Statistics

RUSHING: ISU: Shakir Bell 25-201, 1 TD; Buck Logan 7-39; LeMonte Booker 3-14; Mike Perish 9-12, 1 TD. TTU: Bud Golden 14-36, 2 TD; Jared Davis 10-20, 1 TD; Ladari Vanlier 4-13; Stephen Bush 2-10; Team 1-0; Radir Annoor 1-0; Darian Stone 11-(-5).

PASSING: ISU: Mike Perish 25-43-3, 288, 2 TD; Demory Lawshe 0-1-0. TTU: Darian Stone 11-17-1, 93; Jared Davis 11-12-0, 97, 1 TD.

RECEIVING: ISU: Shakir Bell 6-68, 1 TD; Sampson Levingston 6-55, 1 TD; Kyani Harris 5-68; Tanner Riley 5-49; Garrick Dikos 2-12; A.J. Johnson 1-36. TTU: Zack Ziegler 8-44, 1 TD; Eric Belew 6-53; Kryst Cates 3-66; Bud Golden 2-(-3); Steve Wilson 1-17; DaJuan Brown 1-11; Ladari Vanlier 1-2.

Week 5 Recap -- vs. No. 22 Youngstown State (Oct. 5, 2013)

Game 5

Youngstown State 35, Indiana State 24

September 29, 2012

Saluki Stadium

Carbondale, Ill.

12,166



TERRE HAUTE, Ind. —

Through a pair of weather delays and a steady rainfall over the course of most of the contest, Youngstown State earned a 35-24 victory over Indiana State in front of 8,000 fans on Homecoming inside Memorial Stadium.

The game was delayed for 10 minutes after halftime as a severe thunderstorm rolled through Vigo County during the break and then was delayed again for nearly an hour and a half with 3:02 left in the third quarter due to lighting around the stadium.

Through it all, junior quarterback Mike Perish went 30-of-56 passing for 392 yards and three touchdowns. Perish was just three completions, two pass attempts and four passing yards shy of all three single-game school records. Sampson Levingston caught two passes for 56 yards in the game but still became the first Sycamore to record three pass reception touchdowns since James Braden did it in 2001 against Missouri State. Levingston had a 27-yard reception in the second quarter, a 21-yard reception late in the fourth quarter and an 8-yard reception earlier in the final stanza came after a pair of laterals from Kyani Harris and Chris O'Leary.

Buck Logan led the Sycamore ground game with 64 yards on the ground while Harris had five pass receptions for 101 yards. Mark Sewall led the Sycamore defense with eight tackles, including two for losses and Connor Underwood added a quarterback sack.

The Sycamores opened the scoring on their first possession of the game with Tanner Fritschle booting a 23-yard field goal with 9:35 left in the first quarter. It didn't take the Penguins long to respond as Andre Stubbs took the ensuing kickoff 52 yards to the Sycamore 44 and Martin Ruiz broke free on the first play from scrimmage and ran in for a Youngstown State score with 9:16 left in the first.

Indiana State was able to move on the Penguins on their next possession as the Sycamores advanced to the Youngstown nine yard line. A personal foul against Indiana State moved the ball back to the Penguins 24 and a Mike Perish pass was picked off by the Penguins Jameel Smith and returned 95 yards for a Youngstown State touchdown. The point after was good as the Sycamores fell behind 14-3 with 1:08 left in the first.

The teams traded punts early in the second quarter before the Penguins were able to strike pay dirt again, this time on a 13 yard run by Ruiz with 7:12 left in the half for a 21-3 Penguin lead. The Sycamores finally scored a touchdown with 3:31 left in the half as Perish connected with Sam Levingston on a 27-yard touchdown strike to make it 21-10 going into the halftime break.

The rains came down for the rest of the opening half as neither team could advance the ball. However, after a 35 minute halftime, the Penguins opened the third quarter with an 80-yard drive that ended with Ruiz scoring his third touchdown of the game, this one from six yards out with 9:37 remaining to stretch the advantage out to 28-10.

The game was suspended with 3:02 remaining in the third quarter by lightning. Both teams returned to the field after a one and a half hour delay to resume the game.

Christian Bryan caught a two-yard pass from Kurt Hess with 8:51 remaining in the game to make it 35-10 in favor of the Penguins. Indiana State responded with a 68-yard pass to Kyani Harris, who lateralled at the 10-yard line to Chris O'Leary who then pitched the ball to Levingston for what officially went down as a 78-yard play but an eight-yard touchdown reception for Levingston from Perish with 7:48 remaining to inch ISU within 35-16.

Perish and Levingston hooked up on a 21-yard scoring strike with 1:57 remaining to cut the lead down to 35-24, but the Penguins were able to run out the clock by keeping the ball on the ground.

Youngstown St.	14	7	7	7	35
Indiana State	3	7	0	14	24

Scoring Summary

1st	9:35	ISU	Fritschle 23-yd field goal (14-69-5:25)	3-0
1st	9:16	YSU	Ruiz 44-yd run (Cejudo kick) (1-44-0:08)	7-3
1st	1:08	YSU	Smith 95-yd interception return (Cejudo kick)	14-3
2nd	7:13	YSU	Ruiz 13-yd run (Cejudo kick) (5-77-2:12)	21-3
2nd	3:31	ISU	Levingston 27-yd pass from Perish (Fritschle kick) (10-77-3:37)	21-10
3rd	9:37	YSU	Ruiz 6-yd run (Cejudo kick) (12-80-5:15)	28-10
4th	8:51	YSU	Bryan 2-yd pass from Hess (Cejudo kick) (3-38-1:21)	35-10
4th	7:48	ISU	Levingston 8-yd pass from Perish (pass failed) (3-76-0:57)	35-16
4th	1:57	ISU	Levingston 21-yd pass from Perish (Logan rush) (16-87-4:30)	35-24

Team Statistics

	YSU	ISU
First Downs	21	25
Rushing	10	4
Passing	9	18
Penalty	2	3
Net Yards Rushing	196	86
Rushing Attempts	38	30
Net Yards Passing	164	392
Cmp.-Att.-Int.	14-23-0	30-57-1
Total Offense Yards	360	478
Total Offense Plays	61	87
Fumbles: No.-Lost	0-0	1-1
Penalties: No.-Yards	5-60	6-64
Punts-Yards	7-282	5-199
Avg.. Yards Per Punt	40.3	39.8
Punt Returns: No.-Yards	0-0	1-61
Kickoff Returns: No.-Yards	2-72	5-102
Interceptions: No.-Yards	1-95	0-0
Possession Time	27:25	32:35
Third Down Conversions	2-9	10-19
Fourth Down Conversions	0-0	0-1
Red Zone Scores-Chances	3-3	2-4
Sacks By: No.-Yards	4-22	1-3
PAT Kicks	5-5	1-1
Field Goals	0-0	1-2

Individual Statistics

RUSHING: YSU: Martin Ruiz 23-141, 3 TD; Jody Webb 4-34; Torrian Pace 3-13; Kurt Hess 4-13; Demond Hymes 1-0; Team 3-(-5). **ISU:** Buck Logan 10-64; Shakir Bell 7-17; Mike Perish 12-7; Robert Tonyan 1-(-2).

PASSING: YSU: Kurt Hess 14-23-0, 164, 1 TD. **ISU:** Mike Perish 30-56-1, 392, 3 TD; Robert Tonyan 0-1-0, 0.

RECEIVING: YSU: Christian Bryan 5-50, 1 TD; Andrew Williams 3-56; Andre Stubbs 2-31; Martin Ruiz 2-3; Jelani Berrasa 1-15; Marcel Caver 1-9. **ISU:** Kyani Harris 5-101; Chris O'Leary 5-69; A.J. Johnson 5-36; LeMonte Booker 4-32; Tanner Riley 3-26; Sampson Levingston 2-56, 3 TD; Garrick Dikos 2-46; Travis Reyes 2-15; Buck Logan 2-11.

Week 6 Recap -- at South Dakota (Oct. 12, 2013)

Game 6

South Dakota 17, Indiana State 14

October 12, 2013

DakotaDome
Vermillion, S.D.

6,710



VERMILLION, S.D. -- Indiana State held a lead into the fourth quarter, but the Sycamores could not hold on and South Dakota earned a 17-14 victory in front of 6,710 fans inside DakotaDome.

Shakir Bell moved into second place on the ISU all-time rushing list with his 80-yard effort against the Coyotes. Bell now has 4,205 rushing yards for his career to move ahead of David Wright for second and needs 131 to take over the career rushing record for Vincent Allen.

Mike Perish started the game at quarterback and went 5-of-8 passing for 48 yards while Robert Tonyan, Jr., was 8-of-17 for 34 yards. Both Perish and Tonyan had touchdown throws.

Tanner Riley and Shakir Bell paced the team with three receptions while A.J. Johnson had two. Jameer Thurman paced the Sycamore defense with 12 total tackles, including two for losses and one quarterback sack.

Tsali Lough and Mark Sewall each had pass interceptions.

South Dakota scored first in the contest on a three-yard run by Trevor Bouma for the quick 7-0 lead with 8:54 left in the first quarter. The Bouman scoring rush capped a seven-play, 70-yard drive.

The Sycamores answered right back with a nine-play, 80-yard drive which was aided by a pair of 15-yard Coyote penalties and capped with a 22-yard touchdown pass from Mike Perish to A.J. Johnson at the 5:39 mark of the second half to level the score at 7-7.

The Coyotes would drive deep into Sycamore territory twice in the second quarter but each time were stopped by interceptions. The first came via Mark Sewall after a tip at the goal line by Connor Underwood and the second came from Tsali Lough in the end zone as well.

Lough's interception set up a Sycamore drive which ended in a punt with three minutes remaining before halftime. Jordan Stangler's punt was deep and muffed by South Dakota where Lough fell on the football at the Coyote 22-yard line. ISU needed just four plays after the turnover to take a 14-7 lead with 1:06 remaining in the second quarter on a 3-yd touchdown pass from Robert Tonyan, Jr., to Logan Buske.

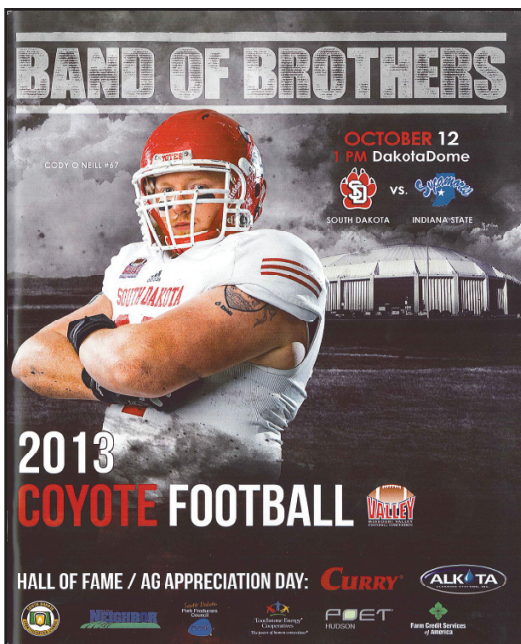
After the half, South Dakota fumbled away the ball and Connor Nicholls came up with the recovery but the Sycamores could not take advantage and were forced to punt. USD came back with an eight-play, 38-yard drive which ended with a 43-yard field goal by Miles Bergner to inch the Coyotes within 14-10 with 6:52 remaining in the third quarter.

South Dakota would take a 17-14 lead with 11:06 remaining in the contest on Bouma's second rushing touchdown of the game. Bouma capped a 10-play, 36-yard drive with the rushing touchdown.

Trailing 17-14 and with the clock ticking towards eight minutes remaining, Donovan Layne blocked a field goal attempt to give the Sycamores the ball at their own 20-yard line. The drive was kept alive on 4th-and-6 with a pass from Tonyan to A.J. Johnson which got the ball to the 50-yard line.

The drive would stall at the USD 34-yard line when Robert Tonyan, Jr.'s scramble was short of the line to gain with 3:39 remaining in the contest.

The Coyote offense gained two first downs while keeping the ball on the ground and were able to run out the clock.



Indiana State	7	7	0	0	14
South Dakota	7	0	3	7	17

Scoring Summary

1st	8:54	USD	Bouma 3-yd run (Bergner kick) (7-70-2:28)	0-7
1st	5:39	ISU	Johnson 22-yd pass from Perish (Heidorn kick) (9-80-3:11)	7-7
2nd	1:06	ISU	Buske 3-yd pass from Tonyan (Heidorn kick) (4-22-2:03)	14-7
3rd	6:52	USD	Bergner 43-yd field goal (8-38-3:29)	14-10
4th	11:06	USD	Bouma 4-yd run (Bergner kick) (10-36-4:00)	14-17

Team Statistics

	ISU	USD
First Downs	14	21
Rushing	8	13
Passing	4	8
Penalty	2	0
Net Yards Rushing	116	205
Rushing Attempts	35	52
Net Yards Passing	82	165
Cmp.-Att.-Int.	13-25-1	15-25-2
Total Offense Yards	198	370
Total Offense Plays	60	77
Fumbles: No.-Lost	1-0	2-2
Penalties: No.-Yards	6-40	6-57
Punts-Yards	7-287	2-64
Avg.. Yards Per Punt	41.0	32.0
Punt Returns: No.-Yards	0-0	5-38
Kickoff Returns: No.-Yards	3-64	2-55
Interceptions: No.-Yards	2-10	1-25
Possession Time	26:13	33:47
Third Down Conversions	3-14	10-18
Fourth Down Conversions	1-3	1-1
Red Zone Scores-Chances	1-1	2-4
Sacks By: No.-Yards	4-24	5-26
PAT Kicks	2-2	2-2
Field Goals	0-0	1-3

Individual Statistics

RUSHING: ISU: Shakir Bell 16-80; Buck Logan 4-35; Robert Tonyan, Jr., 11-9; Mike Perish 4-(-8). **USD:** Trevor Bouma 28-145, 2 TD; Jordan Roberts 13-53; J. Vander Maten 5-29; Team 1-(-1); Kevin Earl 5-(-21).

PASSING: ISU: Robert Tonyan, Jr., 8-17-1, 34, 1 TD; Mike Perish 5-8-0, 48, 1 TD. **USD:** Kevin Earl 15-25-2, 165.

RECEIVING: ISU: Tanner Riley 3-19; Shakir Bell 3-13; A.J. Johnson 2-32, 1 TD; Buck Logan 1-12; Chris O'Leary 1-4; Logan Buske 1-3, 1 TD; Demory Lawshe 1-3; Travis Reyes 1-(-4). **USD:** Terrance Terry 5-50; Tyler Wilhelm 2-57; Riley Donovan 2-18; Trevor Bouma 2-11; J. Vander Maten 1-18; Nick Meyer 1-7; Kayl Barkley 1-4; Jordan Roberts 1-0.

Week 7 Recap -- @ Illinois State (Oct. 19, 2013)

Game 7

Illinois State 55, Indiana State 14

October 19, 2013

Hancock Stadium

Normal, Ill.

8,262



FARGO, N.D. -- Illinois State used a fast start to jump out to a lead they would not relinquish as the Sycamores fell victim to a 55-14 decision at the hands of the Redbirds on a beautiful fall afternoon in front of 8,262 fans inside newly-renovated Hancock Stadium.


Indiana State falls to 1-6, 0-3 MVFC while Illinois State improved to 3-4, 2-2 MVFC.

The Sycamores earned their first score in the game with 1:15 remaining in the third quarter on a five-yard touchdown rush by Robert Tonyan, Jr., who made his first career start. The Tonyan TD run capped a 10-play, 68-yard drive that took 3:14 off the clock and closed the gap to 45-7.

LeMonte Booker capped the scoring in the contest with a four-yard touchdown run with 7:58 remaining which came following a seven-play, 75-yard drive that took 2:24 off the clock.

Booker led the Sycamores in rushing with 54 yards on nine attempts and one touchdown. Tonyan, Jr., was 8-of-22 passing for 69 yards while Tanner Riley, Travis Reyes and Shakir Bell each had two pass receptions. Riley's 27 receiving yards led the way.

Defensively, Russell Jones and Connor Underwood paced the Sycamores with eight total tackles while Jones had one quarterback sack and two tackles for loss. Mark Sewall added five tackles, including one for a loss while Jameer Thurman had five tackles, one quarterback sack and two tackles for a loss.



Indiana State	0	0	7	7	14
Illinois State	24	14	7	10	55

Scoring Summary

1st	8:23	ILS	Coprich 1-yd run (Aussieker kick) (8-64-3:50)	0-7
1st	5:28	ILS	Dudley 19-yd run (Aussieker kick) (4-55-1:42)	0-14
1st	4:38	ILS	Meredith 12-yd pass from Winkler (Aussieker kick) (1-12-0:06)	0-21
1st	0:52	ILS	Aussieker 25-yd field goal (5-67-2:06)	0-24
2nd	13:49	ILS	Warrum 50-yd pass from Winkler (Aussieker kick) (3-56-0:58)	0-31
2nd	5:27	ILS	Coprich 4-yd run (Aussieker kick) (9-65-5:12)	0-38
3rd	14:45	ILS	Burch 100-yd kickoff return (Aussieker kick)	0-45
3rd	1:15	ISU	Tonyan, Jr., 5-yd run (Heidorn kick) (10-68-3:14)	7-45
4th	14:48	ILS	Coprich 72-yd run (Aussieker kick) (3-79-1:21)	7-52
4th	10:22	ILS	Aussieker 21-yd field goal (6-12-3:00)	7-55
4th	7:58	ISU	Booker 4-yd run (Heidorn kick) (7-75-2:24)	14-55

Team Statistics

	ISU	ILS
First Downs	11	16
Rushing	9	9
Passing	1	7
Penalty	1	0
Net Yards Rushing	105	260
Rushing Attempts	42	45
Net Yards Passing	69	215
Cmp.-Att.-Int.	8-22-0	10-15-0
Total Offense Yards	174	475
Total Offense Plays	64	60
Fumbles: No.-Lost	4-2	0-0
Penalties: No.-Yards	1-5	9-56
Punts-Yards	8-272	4-149
Avg. Yards Per Punt	34.0	37.2
Punt Returns: No.-Yards	1-15	0-0
Kickoff Returns: No.-Yards	7-127	3-130
Interceptions: No.-Yards	0-0	0-0
Possession Time	25:53	34:07
Third Down Conversions	3-16	8-15
Fourth Down Conversions	2-4	0-1
Red Zone Scores-Chances	2-2	6-6
Sacks By: No.-Yards	2-11	7-52
PAT Kicks	2-2	7-7
Field Goals	0-0	2-2

Individual Statistics

RUSHING: ISU: LeMonte Booker 9-54, 1 TD; Buck Logan 7-38; Shakir Bell 12-9; Robert Tonyan, Jr., 14-4, 1 TD. **ILS:** Marshaun Coprich 18-137, 3 TD; Phil Dudley 2-59, 1 TD; Cameron Hunt 8-40; Collin Keoshian 10-27; Anthony Warrum 1-3; Team 1-(-2); Blake Winkler 3-(-2); Jamal Towns 2-(-2).

PASSING: ISU: Robert Tonyan, Jr., 8-22-0, 69. **ILS:** Blake Winkler 10-15-0, 215, 2 TD.

RECEIVING: ISU: Tanner Riley 2-27; Travis Reyes 2-17; Shakir Bell 2-6; Sampson Levingston 1-12; Chris O'Leary 1-7. **ILS:** Anthony Warrum 3-145, 1 TD; Cameron Meredith 3-43, 1 TD; Chick Chatham 1-13; Jamal Towns 1-10; Jordan Neukirch 1-3; Phil Dudley 1-1.

Week 8 Recap -- North Dakota State (Oct. 26, 2013)

Game 8

North Dakota State 56, Indiana State 10


October 26, 2013
Memorial Stadium
Terre Haute, Ind.
5,009



TERRE HAUTE, Ind.. -- Indiana State fell to the top-ranked North Dakota State Bison by the score of 56-10 in front of 5,009 fans inside Memorial Stadium today (Oct. 26).

The Sycamores dropped to 1-7, 0-4 MVFC while North Dakota State improved to 8-0, 5-0 MVFC.

Indiana State fell behind 21-0 as NDSU's Brock Jensen connected with Zach Vraa on an 11-yard TD pass on their first drive and then found Vraa again late in the first quarter for a 29-yard score while Colten Heagle had a 35-yard interception return for a touchdown.



Eric Heidorn booted a 40-yard field goal with 14:12 remaining in the second quarter to inch ISU within 21-3. Heidorn's field goal capped a six-play, 48-yard drive which was set up by a Jensen fumble on an attempted backwards pass which was recovered by Mark Sewall as well as a 37-yard rush by Buck Logan.

After Jensen found Ryan Smith on a 20-yard touchdown pass with 11:30 on the clock for a 28-3 Bison advantage, LeMonte Booker found pay dirt on the ensuing kickoff with a 97-yard touchdown return just 14 seconds later to get ISU within 28-10. Booker's 97-yard kickoff return for a touchdown was the first for the Sycamores since Tanner Riley had one last season against Missouri State and the longest since a similar return by Cornell Johnson against Western Illinois in 2005.

The Bison answered with a 100-yard kickoff return for a touchdown by Ryan Smith 13 seconds later to stretch the lead out to 35-10 and Jensen recorded his fourth passing touchdown of the day with a three-yard strike to Trevor Gebhart at the 2:21 mark of the second quarter for a 42-10 advantage.

With 1:18 left in the first half, Christian Dudzik had a 43-yard punt return for a touchdown for a 49-10 North Dakota State lead and he added a 68-yard punt return for a score with 9:09 remaining in the third quarter for the 56-10 advantage.

Buck Logan led all rushers with 76 yards on the ground on 15 attempts, averaging 5.1 yards per carry. Tanner Riley had a pair of pass receptions for 20 yards on the day.

Russell Jones led the Sycamore defense with nine tackles, including one for a loss and two forced fumbles. Mark Sewall and George Stone each had fumble recoveries for the Sycamore defense. Connor Underwood, Tyshon Waller and Carlos Aviles each had one tackle for loss in the contest.

North Dakota St.	21	28	7	0	56
Indiana State	0	10	0	0	10

Scoring Summary

1st	10:14	NDSU	Vraa 11-yd pass from Jensen (Keller kick) (6-46-3:10)	7-0
1st	9:52	NDSU	Heagle 35-yd interception return (Keller kick)	14-0
1st	4:36	NDSU	Braa 29-yd pass from Jensen (Keller kick) (5-58-3:07)	21-0
2nd	14:12	ISU	Heidorn 40-yd field goal (6-48-1:31)	21-3
2nd	11:30	NDSU	Smith 20-yd pass from Jensen (Keller kick) (6-75-2:42)	28-3
2nd	11:16	ISU	Booker 97-yd kickoff return (Heidorn kick)	28-10
2nd	11:03	NDSU	Smith 100-yd kickoff return (Keller kick)	35-10
2nd	2:21	NDSU	Gebhart 3-yd pass from Jensen (Keller kick) (12-52-7:45)	42-10
2nd	1:18	NDSU	Dudzik 43-yd punt return (Keller kick)	49-10
3rd	9:09	NDSU	Dudzik 68-yd punt return (Keller kick)	56-10

Team Statistics

	NDSU	ISU
First Downs	22	8
Rushing	11	3
Passing	9	3
Penalty	2	2
Net Yards Rushing	168	98
Rushing Attempts	41	37
Net Yards Passing	233	59
Cmp.-Att.-Int.	17-19-0	4-20-1
Total Offense Yards	401	157
Total Offense Plays	60	57
Fumbles: No.-Lost	3-2	0-0
Penalties: No.-Yards	4-53	5-48
Punts-Yards	3-119	8-334
Avg.. Yards Per Punt	4-53	5-48
Punt Returns: No.-Yards	3-124/2	0-0-0
Kickoff Returns: No.-Yards	2-129/1	5-173/1
Interceptions: No.-Yards	1-35/1	0-0/0
Possession Time	35:53	21:07
Third Down Conversions	7-10	3-15
Fourth Down Conversions	0-0	0-1
Red Zone Scores-Chances	4-5	0-2
Sacks By: No.-Yards	6-42	0-0
PAT Kicks	8-8	1-1
Field Goals	0-0	1-2

Individual Statistics

RUSHING: NDSU: Sam Ojuri 16-54; Brock Jensen 5-46; Chase Morlock 5-18; Derrick Lang 7-15; John Crockett 5-14; Carson Wentz 1-12; Ryan Smith 1-11. **ISU:** Buck Logan 15-76; LeMonte Booker 7-21; Trent Lancaster 2-14; Austen Wozniak 1-(-2); Robert Tonyan, Jr. 12-(-11).

PASSING: NDSU: Brock Jensen 13-14-0, 186, 4 TD. **ISU:** Robert Tonyan, Jr., 3-17-1, 64; Trent Lancaster 1-3-0, -5.

RECEIVING: NDSU: Zach Braa 7-122, 2 TD; Taylor Nelson 3-35; Ryan Smith 2-37, 1 TD; Kevin Vaadeland 2-7; Luke Albers 1-29; Trevor Gebhart 1-3, 1 TD; Eric Perkins 1-0. **ISU:** Tanner Riley 2-20; Demory Lawshe 1-44; LeMonte Booker 1-(-5).

Week 9 Recap -- at Missouri State (Nov. 2, 2013)

Game 9

Missouri State 49, Indiana State 7

November 2, 2013

Plaster Field

Springfield, Mo.

6,648



SPRINGFIELD, Mo. -- Indiana State saw its three-game winning streak against MVFC foe Missouri State come to an end as the Bears earned a 49-7 decision over the Sycamores in front of 6,648 fans on a sunny but windy afternoon at Plaster Field.

Mike Perish return to the Sycamore lineup after missing the last two contests with a knee injury and went 14-of-34 passing for 95 yards. Buck Logan led the way on the ground for Indiana State with 14 rushes for 69 yards. Tanner Riley caught a team-best six passes for 42 yards.

Defensively, Garrick Ratliff led the way with 12 total tackles, including six solo stops. Russell Jones and Connor Underwood each had 1.5 tackles for a loss in the contest. Mark Sewall stopped the first Missouri State drive of the contest with his second interception of the season while Donovan Layne converted his first interception of the season into a touchdown with a successful 20-yard return in the second quarter.

Neither team was able to reach the end zone in a first quarter which took just 19 minutes of real to complete. Missouri State chewed up over six minutes of the clock and scored on the first play of the second period with a 3-yd touchdown run by Mikael Cooper-Falls to stake the Bears to a 7-0 lead.

Indiana State responded with a defensive score as Donovan Layne picked off an Ashton Glaser pass and returned it 20 yards for a touchdown to level the score at 7-7. It marked the second "pick-6" of the season as Connor Underwood had one for 31 yards in the opener at Indiana.


The Bears scored on a 28-yard pass from Keirra Harris to Eric Christophel with 2:02 left in the second quarter to regain the advantage at 14-7. That scoring drive capped a four-play, 51-yard drive that took just under two minutes to complete.

The Sycamores moved all the way down to the Missouri State 44-yard line on their final drive of the first half but were stopped and punted the ball to the Bears, who were able to run out the clock and send the teams into the locker room with MSU holding a 14-7 lead.

The Bears came out of the gate strong to open the third quarter as they took the kickoff and scored with 10:36 on the clock on a 3-yd touchdown rush by Kierra Harris. The scoring drive took nine plays and 73 yards as the Bears extended their lead to two scores. Missouri State's lead grew to 28-7 with 7:18 remaining in the third quarter a 53-yd interception return for a touchdown by Rique Bentley.

The Bears picked up a second interception return for a touchdown with 5:54 remaining in the third quarter when Jeremy Springer took one back 51 yards as Missouri State's lead grew to 35-7. Missouri State returned their third interception for a touchdown with three seconds remaining in the third stanza when Sybrian Berry scored on a 73-yd return for the 42-7 lead.

Missouri State capped the scoring in the contest with a Cedric Miller eight yard touchdown run with 59 seconds remaining in the contest for the 49-7 Bear victory.



Indiana State	0	7	0	0	7
Missouri State	0	14	28	7	49

Scoring Summary

2nd	14:53	MSU	Cooper-Falls 3-yd run (Witmer kick) (12-61-6:09)	0-7
2nd	11:14	ISU	Layne 20-yd interception return (Heidorn kick)	7-7
2nd	2:02	MSU	Christophel 28-yd pass from Harris (Witmer kick) (4-51-1:58)	7-14
3rd	10:36	MSU	Harris 3-yd run (Witmer kick) (9-73-4:19)	7-21
3rd	7:18	MSU	Bentley 53-yd interception return (Witmer kick)	7-28
3rd	5:54	MSU	Springer 51-yd interception return (Witmer kick)	7-35
3rd	0:03	MSU	Berry 73-yd interception return (Witmer kick)	7-42
4th	0:59	MSU	Miller 8-yd run (Witmer kick)	7-49

Team Statistics

	INS	MSU
First Downs	12	12
Rushing	8	9
Passing	3	2
Penalty	1	1
Net Yards Rushing	115	210
Rushing Attempts	30	51
Net Yards Passing	95	59
Cmp.-Att.-Int.	14-34-4	4-9-2
Total Offense Yards	210	269
Total Offense Plays	64	60
Fumbles: No.-Lost	0-0	0-0
Penalties: No.-Yards	1-5	3-23
Punts-Yards	7-278	5-174
Avg.. Yards Per Punt	39.7	34.8
Punt Returns: No.-Yards	1-1	0-0
Kickoff Returns: No.-Yards	7-86	2-34
Interceptions: No.-Yards	2-19/1	4-211/3
Possession Time	28:11	31:49
Third Down Conversions	6-17	8-16
Fourth Down Conversions	0-1	1-1
Red Zone Scores-Chances	0-0	3-3
Sacks By: No.-Yards	0-0	2-10
PAT Kicks	1-1	7-7
Field Goals	0-1	0-0

Individual Statistics

RUSHING: ISU: Buck Logan 14-69; LeMonte Booker 14-56; Mike Perish 2-(-10). **MSU:** Ryan Heaton 14-89; Mikael Cooper-Falls 17-49, 1 TD; Kierra Harris 7-25, 1 TD; Ashton Glaser 4-24; Cedric Miller 6-15; Phoenix Johnson 3-8.

PASSING: ISU: Mike Perish 14-34-4, 95. **MSU:** Ashton Glaser 1-5-2, 6; Kierra Harris 3-4-0, 53, 1 TD.

RECEIVING: ISU: Tanner Riley 6-42; Demory Lawshe 2-29; LeMonte Booker 2-12; Travis Reyes 2-8; A.J. Johnson 1-2; Sampson Livingston 1-2. **MSU:** Eric Christophel 2-34, 1 TD; Matt Swan 1-19; Julian Burton 1-6.

Week 10 Recap -- at South Dakota State (Nov. 9, 2013)

Game 10

South Dakota State 29, Indiana State 0

November 9, 2012

Alumni Stadium

Brookings, S.D.

5,317



BROOKINGS, S.D. -- The Indiana State football team (1-9, 0-6 MVFC) fell 29-0 on the road Saturday, to the Jackrabbits of South Dakota State (6-4, 3-3 MVFC) on a cold and windy afternoon in Brookings, S.D. in front of 5,317 fans at Coughlin-Alumni Stadium.

The Sycamores found themselves behind early as South Dakota State got on the scoreboard first with a 32 yard field goal to take a 3-0 lead with just over eight minutes remaining in the first quarter.

On the ensuing Indiana State series, their first of the game, quarterback Mike Perish was hit on a rush attempt and was injured on the play. Robert Tonyan Jr. then assumed the quarterback responsibilities for the remainder of the game.

South Dakota State then extended their lead to 9-0 after a 22 yard touchdown run. The Jackrabbits missed the PAT, kicking into a swirling wind.

At the start of the second quarter, the Sycamore offense began to gain some momentum as they put together a 13 play, 43 yard drive to the SDSU seven yard line. Eric Heidorn's 24 yard field goal attempt was blocked, however, keeping the SDSU lead at 9-0.

The Jackrabbits tacked on 27 and 35 yard field goals to take a 15-0 lead over the Sycamores into the locker room.


In the third quarter, the Sycamore defense forced the first turnover of the game, by either team, when Travis Starks forced a fumble and Joshua Appel recovered for Indiana State.

The Sycamores couldn't capitalize, however, and on the next South Dakota State possession, the Jackrabbits went 57 yards for a touchdown to take a 22-0 lead over Indiana State with 6:44 to go in the third quarter.

South Dakota State extended their lead even further in the fourth quarter with a one yard touchdown run to make it a 29-0 game.

The remainder of the game, the Sycamores could not keep a drive going and eventually fell to the Jackrabbits by a final score of 29-0.

Junior tailback Buck Logan led the Sycamores with 20 rushes for 68 yards. Senior Tanner Riley led the ISU receiving core with three receptions for 24 yards.



Indiana State	0	0	0	0	0
South Dakota St	9	6	7	7	29

Scoring Summary

1st	8:03	SDSU	Syrovatka 32-yd field goal (13-60-6:57)	0-3
1st	0:24	SDSU	Zenner 22-yd run (Syrovatka kick failed) (9-80-4:13)	0-9
2nd	3:55	SDSU	Syrovatka 27-yd field goal (10-71-5:42)	0-12
2nd	0:27	SDSU	Syrovatka 35-yd field goal (4-0-0:21)	0-15
3rd	6:44	Schneider	25-yd pass from Sumner (Syrovatka kick) (4-57-1:16)	0-22
4th	6:14	Rodriguez	1-yd run (Syrovatka kick) (9-92-4:38)	0-29

Team Statistics

	ISU	SDSU
First Downs	10	22
Rushing	5	10
Passing	4	11
Penalty	1	1
Net Yards Rushing	105	175
Rushing Attempts	38	45
Net Yards Passing	56	207
Cmp.-Att.-Int.	7-22-1	16-25-0
Total Offense Yards	161	382
Total Offense Plays	60	70
Fumbles: No.-Lost	2-0	1-1
Penalties: No.-Yards	3-28	4-41
Punts-Yards	9-259	5-213
Avg.. Yards Per Punt	28.8	42.6
Punt Returns: No.-Yards	1-3-0	4-8-0
Kickoff Returns: No.-Yards	4-57-0	1-15-0
Interceptions: No.-Yards	0-0	1-31
Possession Time	27:29	32:31
Third Down Conversions	4-16	5-14
Fourth Down Conversions	1-2	0-0
Red Zone Scores-Chances	0-1	4-5
Sacks By: No.-Yards	4-34	3-19
PAT Kicks	0-0	2-3
Field Goals	0-1	3-3

Individual Statistics

RUSHING: ISU: Buck Logan 20-68; LeMonte Booker 8-29; Robert Tonyan, Jr., 7-9; Mike Perish 2-10; Tanner Riley 1-(-1). **SDSU:** Zach Zenner 28-137, 1 TD; Isaac Rodriguez 7-57, 1 TD; Nate Meyer 1-4; Reggie Gandy 1-4; Team 3-(-6); Austin Sumner 5-(-21).

PASSING: ISU: Robert Tonyan, Jr., 5-20-1, 46; Mike Perish 2-2-0, 10. **SDSU:** Austin Sumner 16-25-0, 207, 1 TD.

RECEIVING: ISU: Tanner Riley 3-24; Garrick Dikos 2-21; Travis Reyes 1-11; Buck Logan 1-0. **SDSU:** Jason Schneider 7-110, 1 TD; Brandon Hubert 3-46; Zach Zenner 2-17; Mitch Vejvoda 1-11; Trevor Wesley 1-8; Isaac Rodriguez 1-8; T. Tiefenthaler 1-7.