

**GATEWAY
FOOTBALL
CONFERENCE**

LADRELLE BRYANT

SAM LOGAN

INDIANA STATE

MATT BESTE

ANIPATI MAILO

2005 FOOTBALL MEDIA GUIDE

KYLE MITCHELL
FIRST TEAM ALL-GATEWAY




THE WEST WING—

a symbol of the United States of America and its power, domination and authority. This season Indiana State football introduces its own West Wing, led by first-year head coach **Lou West**. West has brought his winning attitude to a Sycamore program that is on the brink of competing at a national level.

He does it with a solid work ethic, unimpeachable character and a desire to be the best. These are virtues of a championship coach and a championship program. These are virtues which have been instilled in the Sycamore athletes. The West Wing will soar the Indiana State football program to new heights beginning this season. Under West, the Sycamores will win with class, dignity and respect. They will be the champions. They will be from The West Wing.



Head Coach Lou West



Welcome To Indiana State Football ...

General Information

Location:	Terre Haute, IN 47809
Founded:	1865
Enrollment:	11,484
Nickname:	Sycamores
Colors:	Royal Blue & White
Facility:	Hulman Center (AstroPlay, 12,764)
President:	Dr. Lloyd Benjamin III (Emory '66)
Director of Athletics:	Ron Prettyman
Associate Athletics Director:	Dennis Raetz
Associate Athletics Director:	Jim Norton
Assistant Athletics Director:	Cathy Grothe
Assistant Athletics Director:	Gail Barksdale
Assistant Athletics Director:	Jason Yaman
Faculty Representative:	Dr. Sue Davis

Team Information

2004 Overall Record:	4-7
2004 Gateway Conference Record/Finish:	1-6/8th
Offense:	Multiple
Defense:	4-2
Lettermen Returning/Lost:	49/17
Starters Returning/Lost:	14/10
Offense:	5/6
Defense:	7/4
Specialty:	1/1

Football Staff

Head Football Coach:	Lou West (Cincinnati '76)
Record at ISU:	First Season
Overall Record:	First Season
Offensive Coord./QB:	Charley Molnar (Lock Haven '84)
Defensive Coord./LB:	Aubrey Kelly (James Madison '85)
Offensive Line:	David Hutchison (Adrian '99)
Wide Receivers:	Jackie Cooper (Xavier '99)
Running Backs:	Paul Macklin (Virginia Union '96)
Linebackers/Special Teams:	Matt Egluff (Indiana State '94)
Defensive Line:	Todd Middleton (Wake Forest '90)
Football Office Phone:	(812) 237-4074
Head Athletic Trainer:	Paul Plummer
Equipment Manager:	Bob Elson

Athletics Media Relations

Media Relations Director:	Jason Yaman
Football Contact:	Ace Hunt
Office Phone:	(812) 237-4159
Home Phone:	(812) 877-9531
Cell Phone:	(812) 243-5568
E-mail Address:	ahunt7@isugw.indstate.edu
Assistant Director:	Dan Gisel
Graduate Assistant:	Kyle Coltam
Publications/Internet Coordinator:	Tom Sewell
SID Fax:	(812) 237-4157
Press Box Phone:	(812) 237-7656

Media Guide Credits

The 2005 Indiana State University football media guide is a publication of the Indiana State University Athletics Media Relations office. Jason Yaman, Director. Written and edited by Ace Hunt. Cover and page design by Tom Sewell. Assistance provided by Yaman, Dan Gisel, Gillian Molnar and Mike Kern.

Special thanks to Susan Davis (University Archives) for historical research.

Printing by Multi-Ad Sports of Peoria, Ill.

Cover photography by Tom Sewell. Inside photography by Larry Drake, Jim Stewart, Sewell and Yary Photography.

This is Indiana State Football

Sycamore Quick Facts	1
Table of Contents/Media Guide Credits	1

Athletics Media Relations

Media Services	2-3
ISU Media Outlets	3

Team Information

Rosters	4-5
Pre-Season Notes	6
Memorial Stadium	7

Coaching Staff

Head Coach Lou West	8-9
Charley Molnar — Offensive Coordinator	10
Aubrey Kelly — Defensive Coordinator	10
David Hutchison — Offensive Line/Recruiting Coordinator	11
Todd Middleton — Defensive Line	11
Paul Macklin — Runningbacks	12
Jackie Cooper — Wide Receivers	12
Nathaniel Seaward — Tight Ends	13
Sycamore Support Staff	14

Meet The Sycamores

Veteran Biographical Sketches	15-38
Newcomer Biographical Sketches	38-40

This Is Indiana State University

University and Athletic Administration	41
This is Indiana State University	42-43
History and Tradition	44-45
Strength and Conditioning	46
Athletic Training Services	47
Academic Services	48

The Season In Review

2004 Game-By-Game Recaps and Box Scores	49-59
2004 Final Season Statistics	60-63
Game-By-Game Statistics	64-65

Opponent Information

Eastern Illinois & St. Francis (Ind.)	66
Murray State & Texas Tech	67
Western Kentucky & Youngstown State	68
UNI & Southern Illinois	69
Missouri State & Western Illinois	70
Southern Illinois	71
All-Time Scores Versus 2005 Opponents	71-72
All-Time Series Records	73
All-Time Records Versus 2005 Opponents	73
All-Time Records Versus 2005 Opposing Head Coaches	73
The Gateway Football Conference	74-75
All-Time Gateway Football Conference Champions	75

The Sycamore Record Book

Sycamore All-Americans	77
All-Conference Honorees	77
All-Star Game Participants	78
Sycamores In The National Football League	78
All-Time Letterwinners	79-83
Individual Records	84-90
Team Game and Season Records	90
Sycamore Career Records	91
Top Individual Game Performances	92-93
300 Tackle Club	93
Yearly Team Results	94-96

To The Media

It is our goal that you find this publication useful while covering Indiana State University's 2005 football team. Every effort has been made to include timely and pertinent information.

Additional requests by accredited media representatives for items such as color photography, video tape, feature material, etc., should be directed to our office. It is our purpose to serve you.

Credentials

Requests for working press, radio, television and photographer passes should be made as early as possible to:

Ace Hunt

Assistant Director for Athletics Media Relations

Indiana State University

567 North Fifth Street, Room A-15

Terre Haute, IN 47809

FAX: (812) 237-4157

Credentials may be picked up in the Media Relations office prior to the first game, thereafter they will be left at Memorial Stadium Media Will Call. Credentials must be made visible at all times for proper identification by Indiana State security personnel. Weekly print media and non-reporting radio-TV representatives have least priority to media reservations. Likewise, we are unable to accommodate children, spouses or other nonworkers.

Photo / Sideline Credentials

Follow the same procedure as used in requesting press box credentials. A credential must be designated photo for access to field level.

Media Will Call

The Memorial Stadium Media Will Call is located at the southwest gate area of the stadium. Credentials may be picked up 90 minutes prior to game time.

Press Box

Entrance: The entrance to the Memorial Stadium press box is via the elevator located on the west side of the stadium, directly across from main gate.

Layout: The Memorial Stadium press box is a single-level facility. The main area is reserved for print media personnel. There are separate booths for radio and television networks, coaches and the official staff crew. Film crews are asked to use the photo deck atop the press box.

Radio Networks: The originating station for each team's radio network is provided a booth from which to broadcast. Phone lines are provided in the visitor's radio booth on a reciprocal basis.

Television: Should a station wish to originate live coverage of a game, a broadcast booth will be provided to the originating network. **All telecasts must have the approval of the Indiana State University Athletics Director.**

Coaches Booth: Home and visiting coaching staffs are provided a booth, seating four persons, from which to work.

Pressbox Roof: An open air photo deck is located on the pressbox roof. Secondary radio broadcasts may also be placed on the roof due to space limitations.

Sideline: Indiana State follows NCAA regulations regarding media representatives on the sidelines. Photographers are not permitted to shoot between the 25-yard lines and must display their credentials at all times. Media may not work inside the team areas at any time. Representatives from the Indiana State Athletics Department will be responsible for sideline control.

Media Parking

There is no designated media parking area at Memorial Stadium. However, there is ample parking available near the press box entrance.

Press Box Services

Statistical and informational materials including pre-game notes, flip cards and gameday programs will be distributed in the press box prior to game time. Two telephone lines are available on a first-come, first-served basis. Play-by-play, complete quarter, halftime and final game statistics and drive charts will be available shortly after the game. A light meal and beverages will be available to accredited media one hour prior to game time. Beverages will be available throughout the game. In-game live statistics will be provided to live electronic broadcast outlets.

Post-Game Procedure

Prior to the end of the contest, Assistant SID Ace Hunt will collect media requests. Media will be escorted to field level with five (5) minutes remaining on the fourth quarter clock. Coach West will be available in the Sycamore media room on the opposite side of the fieldhouse. The opposing coach and two selected players will follow Coach West. Selected ISU players will then be escorted to the media room for interview opportunities.

Radio Information

Radio contract requests and information should be directed to the Indiana State Athletics Media Relations Office. Stations designated as "official" by visiting opponents will be provided a courtesy telephone line on press row. All other stations requesting broadcast space must pay a fee of \$50 to Indiana State University and will be accommodated on the press box roof.

Player Interview Policy

All requests for player interviews must be made through the Media Relations office. Players have been instructed to conduct no interviews unless they have been set up in this manner. The interviews generally will be conducted after practice at Memorial Stadium. Players generally are available throughout the week with the exception of game days. Requests for telephone interviews will be handled by players returning phone calls to the media. **No home telephone numbers will be given out.**

Interviews with Coach Lou West

Interviews with Coach Lou West may be arranged through the Athletics Media Relations Office by calling (812) 237-4159. It is best to arrange phone interviews during the morning. If you are unable to speak with Coach West during the mornings, he is available to talk to the media directly after the conclusion of practice at Memorial Stadium.

Directions to Memorial Stadium

Memorial Stadium is located on the northeast corner of Wabash and Brown Avenue.

From the east (Indianapolis): Take Interstate 70 west to the first Terre Haute exit (Hwy 46). Turn right onto Highway 46 North and travel approximately two miles to Wabash Avenue. Turn left onto Wabash Avenue and travel approximately one mile to Brown Avenue (second stoplight).

From the west (St. Louis): Take Interstate 70 east to the third Terre Haute exit (Highway 46). Turn right onto Highway 46 North and travel approximately two miles to Wabash Avenue. Turn left onto Wabash Avenue and travel approximately one mile to Brown Avenue (second stoplight).

Sycamores On The Net

The Indiana State University Home Page can be located at <http://web.indstate.edu>. Links to other departments within the university may be accessed from this site.

The Indiana State Football Home Page may be accessed at <http://web.indstate.edu/athletic/football>

All current Sycamore football information can be found on this page, including weekly media releases, game-by-game recaps, statistics and coaching staff biographies.



Athletics Media Relations Staff



Jason Yaman
Assistant AD/ Media Relations



Ace Hunt
Asst. SID/Football Contact



Dan Gisel
Asst. SID



Tom Sewell
Publications and
Internet Coordinator

Primary Media List

Newspapers

Evansville Courier, 201 NW Second, P.O. Box 268, Evansville, IN 47702. Dave Johnson, Sports Editor. (812) 464-7526. FAX (812) 422-8196

Indianapolis Star, 307 North Pennsylvania, Indianapolis, IN 46204. Pat McKee, Sports Writer. Phone (317) 444-6644. FAX (317) 444-6500.

Indiana Statesman, HMSU, Indiana State University, Terre Haute, IN 47809. Sports Editor. Phone (812) 237-3030. FAX (812) 237-7629.

Terre Haute Tribune-Star, P.O. Box 149, Terre Haute, IN 47808. **Todd Golden (beat writer), Sports Editor**. Phone (812) 231-4227. FAX (812) 231-4321.

Wire Services

Associated Press, Suite 1600, Capital Center North, 251 North Illinois St., Indianapolis, IN 46204. Steve Herman, Sports Editor. Phone (317) 639-5501. FAX (317) 638-4611.

ESPN/SportsTicker, Harbor Financial Center, 800 Plaza Two, Jersey City, NJ 07311-1199. Lou Monaco, Div. I-AA Coordinator. Phone (800) 367-8935. FAX (800) 336-0383.

The Sports Network, 2200 Byberry Road, Hatboro, PA 19040. Phone (800) 227-7249. FAX (800) 227-0803.

Radio

Flagship Radio Outlet - WSDM-FM (97.7), 1300 Ohio Street, Terre Haute, IN 47807. John Sherman, Sports Director. Phone (812) 234-9770. FAX (812) 238-1576.

WTHI-FM (99.9), 918 Ohio Street, Terre Haute, IN 47808. Phone (812) 232-9481. FAX (812) 234-0089.

WISU-FM (89.7), Dreiser Hall 230, Indiana State University, Terre Haute, IN 47809. Phone (812) 237-3690. FAX (812) 237-3241.

ESPN 950-AM (ESPN Radio), 54 Monument Circle, Suite 250, Indianapolis, IN 46204. Greg Rakestraw, Sports Director. Phone (317) 655-9999. FAX (317) 655-9995.

NETWORK INDIANA, 201 S. Capitol Ave., Suite 500, Indianapolis, IN 46225. Bob Lovell. Phone (317) 237-5598. FAX (317) 237-5620

Television

Flagship TV Outlet - WTWO-TV (Channel 2), U.S. Highway 41 South, Terre Haute, IN 47808. Jason Pensky, Sports Director (TV play-by-play); Jeremiah Johnson, reporter. Phone (812) 232-9504. FAX (812) 696-2755.

WTHI-TV (Channel 10), 918 Ohio Street, Terre Haute, IN 47808. Sports Director. Phone (812) 232-4953. FAX (812) 232-8953.

WBAK-TV (Channel 38), P.O. Box 719, Terre Haute, IN 47808. Larry Manne, General Manager. Phone (812) 238-1515. FAX (812) 235-3854.

WISH-TV (Channel 8), P.O. Box 7088, Indianapolis, IN 46207. Jimmy Shumar, Sports Director. Phone (317) 931-2255. FAX (317) 926-1144.

WRTV-TV (Channel 6), 1330 North Meridian, Indianapolis, IN 46204. Sports Director. Phone (317) 269-1433. FAX (317) 269-1445.

WTHR-TV (Channel 13), 1000 North Meridian, Indianapolis, IN 46204. Dave Calabro, Sports Director. Phone (317) 639-6397. FAX (317) 632-6720

Sycamore Football Rosters

Numerical Roster

No.	Name	Pos.	Ht.	Wt.	Cl.	Hometown (Previous School)	No.	Name	Pos.	Ht.	Wt.	Cl.	Hometown (Previous School)
1	John Jordan	DB	5-9	175	Sr.-1L	Junction City, Kan./Butler C.C.	51	Anipati Mailo	LB	6-3	250	Sr.-1L	Waiialua, Hawaii/Hawaii
3	Greg Hutcherson	WR	6-3	205	So.-TR	Vandergriff, Pa./Bowling Green	52	Paul McGuire	OL	6-4	325	Fr.-RS	Terre Haute, Ind./North Vigo
4	Elliott Thomas	DB	5-9	165	Fr.-HS	Laplace, La./East St. John	53	Brandon Hooks	OL	6-1	290	Jr.-2L	Morocco, Ind./North Newton
5	Doc Gooden	LB	6-0	235	Sr.-1L	East St. Louis, Ill./Missouri	54	William McDonald	LB	6-2	240	Sr.-1L	Lakeland, Fla./Fort Scott
6	Shonda Faulkner	LB	5-10	210	Jr.-TR	Poukeepsie, N.Y./Hudson Valley	55	Collin Godby	OL	6-1	270	So.-SQ	Arcadia, Ind./Hamilton Heights
7	Andy Jones	ILB	6-1	230	Jr.-2L	Bartow, Fla./Bartow	59	Anthony Robinson	DE	6-1	260	Jr.-SQ	Hammond, Ind./High
9	Carl Berman	WR	5-10	160	Jr.-2L	Treasure Island, Fla./Boca Ciega							
10	Kyle Hooper	PK	5-10	160	Jr.-2L	Fort Myers, Fla./Bishop Verot							
11	Tony West	RB	5-9	165	So.-TR	Mishawaka, Ind./W. Kentucky	64	Jacob Carpenter	OL	6-3	295	Fr.-RS	Indianapolis, Ind./Lawrence Central
12	Mike Woods	WR	5-9	170	Fr.-HS	Fort Wayne, Ind./Northrop	67	Fred Staugh	OL	6-4	300	Jr.-1L	Flower Mound, Texas/Colorado
14	Ben Schmidt	QB	6-2	190	So.-1L	Jasper, Ind./High	68	Zach Odle	OL	6-4	285	So.-1L	Indianapolis, Ind./Franklin Central
15	Chris Mobley	DB	6-0	180	Fr.-HS	Dayton, Ohio/Jefferson	69	Cory Blunk	DT	6-1	300	Jr.-2L	Richmond, Ind./High
16	Phillip Johnson	QB	6-3	200	Jr.-2L	Tell City, Ind./High							
17	Willie Williams	WR	6-1	225	Fr.-RS	Jeffersonville, Ind./High	72	Damien Black	DL	6-2	310	Sr.-SQ	Rosedale, Ind./Riverton Park
18	Blayne Baggett	QB	6-1	230	Sr.-TR	Commerce, Mich./W. Michigan	73	Chris Triplett	OL	6-4	330	Jr.-SQ	Elisville, Miss./Jones County
19	Ryan Mosely	DB	6-0	180	Jr.-1L	Fishers, Ind./Lawrence North	74	John Johnson	OL	6-4	285	Jr.-2L	Hopkinsville, Ky./High
20	Kyle James	CB	5-11	175	Jr.-2L	Pickerington, Ohio/High	75	Matt Winger	OL	6-7	310	So.-1L	Lafayette, Ind./McCutcheon
21	Rocky Alo	DB	5-11	205	Sr.-1L	Loie, Hawaii/L.A. Harbor J.C.	76	John Haggard	OL	6-4	295	Fr.-HS	LaPorte, Ind./New Prairie
22	Robert Barcliff	RB	5-10	200	Fr.-HS	Wytheville, Va./Hargrove Military	77	Greg Vallejo	OL	6-6	350	Sr.-3L	Donna, Texas/High
23	Bryan McCulley	RB	6-1	210	So.-1L	Indianapolis, Ind./Pike	78	Jack Byrne	OL	6-3	280	Fr.-HS	Evergreen Park, Ill./St. Rita of Cas
24	Bryan Jackson	DB	5-11	205	So.-TR	Chicago, Ill./Bowling Green	80	Markus Naves	WR	5-11	185	Jr.-1L	Grand Rapids, Mich./C. Michigan
25	Martuan Sample	RB	5-11	215	Sr.-1L	Toledo, Ohio/Arizona Western							
26	Josh Jones	LB	6-2	210	Fr.-HS	Camby, Ind./Mooreville	81	Jawann Turner	WR	6-0	195	So.-Tr	Hammond, Ind./Rock Valley
27	Madison Miller	DB	6-4	230	Jr.-SQ	Indianapolis, Ind./Arlington	82	Deandre Lott	WR	6-0	190	Fr.-RS	Danville, Ill./High
28	John Jackson	DB	6-0	210	Jr.-2L	Jacksonville, Fla./Paxon	83	Larry Mayhew	DB	6-2	195	Fr.-HS	Gary, Ind./West Side
29	Scooter Archie	DB	5-11	200	So.-1L	Grand Rapids, Mich./C. Michigan	84	Tristan Miller	WR	6-3	210	So.-SQ	Elkhart, Ind./Elkhart Memorial
31	Derrick Williams	DB	5-11	200	So.-1L	Jacksonville, Fla./Robert E. Lee	86	Jamie Petrowski	TE	6-4	225	Sr.-3L	Terre Haute, Ind./North Vigo
32	Kenny Smith	LB	6-0	240	Jr.-1L	East Chicago, Ind./Cincinnati	88	David McMannus	DE	6-3	240	Sr.-1L	Delevan, N.Y./Erie C.C.
33	Andre Forte	RB	5-8	210	Sr.-2L	Indianapolis, Ind./Pike	89	Sam Logan	WR	6-1	205	Jr.-2L	Kentland, Ind./South Newton
34	Kris Karagory	FB	5-11	220	Sr.-3L	Portage, Ind./High	90	Anthony Marsano	DE	6-4	225	Fr.-HS	Marion, Ohio/Marion-Harding
35	Rafael Price	DB	6-1	195	So.-TR	Lake Station, Ind./Purdue							
36	Carnell Johnson	RB	6-1	210	Jr.-TR	Las Vegas, Nev./Feather River	91	Russell Coleman	DE	5-11	250	Jr.-2L	Indianapolis, Ind./Pike
37	Warren English-Malone	CB	5-11	200	Jr.-2L	New Albany, Ind./High	92	Kyle Mitchell	DE	6-2	235	Sr.-3L	East Chicago, Ind./Central
38	Brian Lewis	RB	5-10	210	Jr.-SQ	Jasper, Ind./High	93	Kevin Wilson	DE	6-5	202	Fr.-HS	Indianapolis, Ind./Arlington
40	LaDrelle Bryant	LB	6-2	240	Sr.-1L	Muncie, Ind./Garden City C.C.	94	Prenny Stokes	DE	6-4	270	So.-1L	Lafayette, Ind./McCutcheon
41	Brandon Logan	ILB	5-11	220	So.-1L	Fort Wayne, Ind./Snider	98	Matt Beste	TE	6-4	260	Sr.-3L	Uniondale, Ind./Norwell
44	Jared Rosenow	ILB	6-1	210	So.-1L	Maryville, Tenn./William Blount	99	Jarrel Harris	DT	6-3	305	Jr.-1L	Indianapolis, Ind./Broad Ripple
45	Scott Cassel	LB	5-11	210	Fr.-RS	Terre Haute, Ind./West Vigo							
46	Darryl Morton	ILB	6-1	220	Sr.-3L	Rushville, Ind./High							
47	Shelby Smith	DE	6-2	260	Fr.-RS	Terre Haute, Ind./West Vigo							
49	Nick Urankar	PK	5-10	190	Jr.-2L	North Judson, Ind./High							
50	Mike Thorpe	OL	6-2	300	So.-1L	Punta Gorda, Fla./Port Charlotte							

Sycamore Football Rosters

Alphabetical Roster

No.	Name	Pos	No.	Name	Pos
21	Rocky Alo	DB	51	Anipati Mallo	LB
29	Scooter Archie	DB	90	Anthony Marsano	DE
18	Blayne Baggett	QB	83	Larry Mayhew	WR
22	Robert Barcliff	RB	23	Bryan McCulley	RB
9	Carl Berman	WR	54	William McDonald	LB
98	Matt Beste	TE	52	Paul McGuire	OL
72	Damien Black	DL	88	David McMannus	DE
69	Cory Blunk	DT	27	Madison Miller	DB
40	LaDrelle Bryant	LB	84	Tristan Miller	WR
78	Jack Byrne	OL	92	Kyle Mitchell	DE
64	Jacob Carpenter	OL	15	Chris Mobley	WR
45	Scott Cassell	LB	46	Darryl Morton	ILB
91	Russell Coleman	DE	19	Ryan Mosely	DB
37	Warren English-Malone	CB	80	Markus Naves	WR
6	Shonda Faulkner	LB	68	Zach Odle	OL
33	Andre Forte	RB	86	Jamie Petrowski	TE
55	Collin Godby	OL	35	Rafael Price	DB
5	Doc Gooden	LB	59	Anthony Robinson	DE
76	John Haggard	OL	44	Jared Rosenow	ILB
99	Jarret Harris	DT	25	Martuan Sample	RB
53	Brandon Hooks	OL	14	Ben Schmidt	QB
10	Kyle Hooper	PK	32	Kenny Smith	LB
3	Greg Hutcherson	WR	47	Shelby Smith	DE
24	Bryan Jackson	DB	67	Fred Staugh	OL
28	John Jackson	DB	94	Prenny Stokes	DE
20	Kyle James	CB	50	Mike Thorpe	OL
36	Cornell Johnson	RB	4	Elliott Thomas	DB
74	John Johnson	OL	73	Chris Triplett	OL
16	Phillip Johnson	QB	81	Jawann Turner	WR
7	Andy Jones	ILB	49	Nick Urankar	PK
26	Josh Jones	LB	77	Greg Vallejo	OL
1	John Jordan	DB	11	Tony West	RB
34	Kris Karagory	FB	31	Derrick Williams	DB
38	Brian Lewis	RB	17	Willie Williams	WR
41	Brandon Logan	ILB	92	Kevin Wilson	DE
89	Sam Logan	WR	75	Matt Winger	OL
			12	Mike Woods	WR

ISU Roster Breakdown



By State & Hometown

Indiana 42	Michigan 3
Matt Beste Uniondale	Scooter Archie Grand Rapids
Damien Black Rosedale	Blayne Baggett Commerce
Cory Blunk Richmond	Markus Naves Grand Rapids
LaDrelle Bryant Muncie	
Jacob Carpenter Indianapolis	Hawaii 2
Scott Cassell Terre Haute	Rocky Alo Laie
Russell Coleman Indianapolis	Anipati Mallo Waiialua
Warren English-Malone New Albany	
Andre Forte Indianapolis	Illinois 3
Collin Godby Arcadia	Jack Byrne Evergreen Park
John Haggard LaPorte	Doc Gooden East St. Louis
Jarrett Harris Indianapolis	Byran Jackson Chicago
Brandon Hooks Morocco	
Phillip Johnson Tell City	Ohio 4
Josh Jones Camby	Kyle James Pickerington
Kris Karagory Portage	Anthony Marsano Marion
Brian Lewis Jasper	Chris Mobley Dayton
Brandon Logan Fort Wayne	Martuan Sample Toledo
Sam Logan Kentland	
Larry Mayhew Gary	New York 2
Bryan McCulley Indianapolis	Shonda Faulkner Poukeepsie
Paul McGuire Terre Haute	David McMannus Delevan
Madison Miller Indianapolis	
Tristan Miller Elkhart	Texas 2
Kyle Mitchell East Chicago	Fred Staugh Flower Mound
Darryl Morton Rushville	Greg Vallejo Donna
Ryan Mosely Fishers	
Zach Odle Indianapolis	Kansas 1
Jamie Petrowski Terre Haute	John Jordan Junction City
Rafael Price Lake Station	
Anthony Robinson Hammond	Kentucky 1
Ben Schmidt Jasper	John Johnson Hopkinsville
Kenny Smith East Chicago	
Shelby Smith Terre Haute	Louisiana 1
Prenny Stokes Lafayette	Elliott Thomas Laplace
Jawann Turner Hammond	
Nick Urankar North Judson	Mississippi 1
Tony West Mishawaka	Chris Triplett Ellisville
Willie Williams Jeffersonville	
Kevin Wilson Indianapolis	Nevada 1
Matt Winger Lafayette	Cornell Johnson Las Vegas
Mike Woods Fort Wayne, Ind.	
	Pennsylvania 1
Florida 7	Greg Hutcherson Vandergrift
Carl Berman Treasure Island	
Kyle Hooper Fort Myers	Tennessee 1
John Jackson Jacksonville	Jared Rosenow Maryville
Andy Jones Barlow	
William McDonald Lakeland	Virginia 1
Mike Thorpe Punta Gorda	Robert Barcliff Wytheville
Derrick Williams Jacksonville	

Pronunciation Guide

Players:

Blayne Baggett	Bag - IT
Rocky Alo	A - low
Martuan Sample	Mar-TWAN
Andre Forte	FOUR-tay
Kris Karagory	CARE-a-gore-ee
Jared Rosenow	rose-NOW
Scott Cassell	CASTLE
Nick Urankar	you-RANK-er
Anipati Mallo	ANNA-pot-ee MAIL-o
Collin Godby	GOOD-bee
Fred Staugh	STOU (Rhymes With Now)
Greg Vallejo	va-LAY-hoe
Matt Beste	BEST

Eight Is Not Enough

Junior kicker Kyle Hooper finished the 2004 season by making each of his last eight field goal attempts. He connected on 16-of-20 attempts over the course of the season and scored a team-high 75 points. Hooper was just two field goals shy of the Indiana State school record.

The Best Beast

Senior tight end Matt Beste will emerge as a top target for Indiana State University quarterbacks this season. Beste, who has caught 25 career passes for 241 yards and a touchdown, will be a featured receiver from the end of the line this season. Beste will be accompanied by fellow tight ends Jamie Petrowski and Shelby Smith to form a three-headed trio of terror in the Sycamores' new wide-open offensive attack.

The Low Down

Sam Logan, an 11-game starter, paced the squad and finished second in the conference one season ago with 55 receptions — an Indiana State single-season record. He recorded 760 receiving yards, good enough for third best in the Gateway. His longest play of the year was a 58-yard catch-and-run for a score versus Illinois State. He enjoyed a 10-catch, 114-yard evening at Western Kentucky, and had five catches for 161 yards and a touchdown against Illinois State. Logan caught at least two passes in each game while becoming the first Sycamore since 1988 to record three 100-yard receiving games in a season.



Senior Tight End Matt Beste

Fun 'N Gun

In 2004, Indiana State set a school-record by passing for 2,307 yards as the team's three quarterbacks combined to complete 189-of-366 passes with eight touchdowns. ISU was led by Phillip Johnson who finished the year with 1,946 yards through the air, completing 155-of-308 attempts.

A Record Awaits

Defensive end Kyle Mitchell added three sacks a season ago, which upped his career total to 22 — just two shy of the school-record of 24 held by Shannon Jackson and Troy Lafevra.

The Top Seven

Indiana State returns seven student-athletes who took one or more Gateway Football Conference postseason honors in 2004. The list includes Kyle Mitchell (First Team All-Gateway, All-Academic Honorable Mention); Sam Logan (Second Team All-Gateway); Doc Gooden (Second Team All-Gateway; Gateway All-Newcomer); Fred Staugh (Gateway All-Newcomer); Phillip Johnson (All-Gateway Honorable Mention; All-Academic First Team); Kyle Hooper (Honorable Mention All-Gateway, All-Academic First Team); LaDrelle Bryant (Gateway All-Newcomer).

Go West Young Man

Indiana State's new head football coach is Lou West, who has spent time as an assistant coach at such institutions as Notre Dame, Toledo, Virginia Tech and Cincinnati. West was a three-year letterwinner with the Bearcats and his assignment with the Sycamores is the first head coaching stint of his career.

The Good Doctor

Senior linebacker Doc Gooden returns after taking All-Gateway Football Conference Second Team as well as Gateway All-Newcomer honors in 2004. Gooden led the Sycamores and finished third in the Gateway with 106 total tackles, an average of 9.6 stops per game.

Look Who's 40 !!!

All-Gateway Football Conference Honorable Mention and Gateway All-Newcomer honoree LaDrelle Bryant finished second on the team with 101 total tackles a season ago, an average of 9.2 tackles per game. Led ISU with 58 solo stops and was the team's leader with 10.5 tackles for loss and recorded five double-digit tackle outings.

Home Boys

ISU concluded its 2004 home schedule having played well inside the friendly confines of Memorial Stadium in recent contests. The Sycamores have won 10 of their last 18 home contests dating back to a 20-14 Homecoming win in 2001 over Southern Illinois.

A Physical Challenge

Indiana State defeated Murray State and Eastern Illinois in its two games of the Gateway-Ohio Valley Challenge series in 2003, winning for the first time in school history at Murray, Ky., and breaking a seven-game losing streak to Eastern Illinois. Overall, the Gateway Conference won the Challenge, 9-0. Last season ISU carried the torch in the series as they won three games against teams from the OVC — Eastern Illinois, Murray State and Tennessee-Martin. The Sycamores finished the season with a perfect 3-0 mark against OVC teams. This season, the Challenge continues as ISU will once again face Eastern Illinois (Sept. 1) and Murray State (Sept. 17) from the OVC.

Memorial Stadium

Home for the Sycamores over the past 37 years is venerable Memorial Stadium. The 12,764-seat structure has stood at the corner of Wabash and Brown Avenues in Terre Haute, Ind., since its original construction in 1924. The facility was acquired by Indiana State University in 1967.

The stadium, through constant upkeep, is in excellent condition through the years. Its latest additions are a \$600,000 AstroPlay artificial surface, installed prior to the 2001 season, as well as a refurbished pressbox.

Memorial Stadium is not new to synthetic surfaces, as the stadium and Indiana State University claim distinction as the world's first university to make outdoor application of Astroturf. Following the University's acquisition of the stadium, Indiana State opened the 1967 season with a 41-6 win over Eastern Illinois in the first game played on the new surface.

Memorial Stadium was dedicated to the public for the first time on May 5, 1925, as the local minor league baseball team, the Terre Haute Tots, played the Peoria Tractors before an estimated crowd of 9,000. Among the honored guests were Major

League Baseball Commissioner Judge Kennesaw Mountain Landis and Charles Barnard of the Cleveland Indians.

The first use of the playing field was in the fall of 1924, when Wiley and Garfield High Schools played their traditional Thanksgiving Day game.

Original construction of Memorial Stadium was begun in 1922, at a cost of \$450,000. Upon the University gaining control in 1967, a three-part renovation project was started which included: the reorientation of the playing field from a north-south direction to its present east-west configuration; the installation of Astroturf; and the construction of some 4,500 bleacher seats on the north side of the field as well as the rebuilding of seats on the south side. The original arch still remains from the original structure. However, the bleacher seats, installed in 1967, were removed in the summer of 1996 and replaced by a landscaped hill which serves as a general admission section and a site for pregame tailgating for Sycamore fans.

Memorial Stadium features a single-level press box which can accommodate

over 50 people for a Sycamore football contest. The press box houses the ISU Star Crew, Presidential SkyBox, Broadcast Locations for Visiting and Home Radio as well as Live Television, Visiting A.D. Skybox, Home and Visiting Coaches Booths as well the stadium's public address and scoreboard operation rooms.

The centerpiece of the ISU press box is a 20-seat media work area which features two levels of spacious accommodations for those media covering Sycamore football.


The ISU fieldhouse is the location of the ISU coaches' meeting room and lockerroom, as the equipment storage, the home and visiting lockerrooms as well as the ISU Athletic Training facility. The fieldhouse is the location of all postgame media interview facilities.

Former Indiana State head coach Dennis Raetz utilized Memorial Stadium well. His Sycamore teams posted a 67-30-1 mark for a .689 winning percentage in 18 seasons at Memorial Stadium. Under the lights, Raetz's teams compiled a 34-4-1 mark for an .885 winning percentage.


ISU Year-By-Year At Memorial Stadium

1967	3-2
1968	4-0
1969	3-1
1970	2-3
1971	3-3
1972	4-2
1973	2-3
1974	4-1
1975	4-0
1976	2-3
1977	1-3
1978	3-3
1979	4-1
1980	5-0
1981	3-1-1
1982	3-1
1983	6-1
1984	6-2
1985	4-0
1986	3-2
1987	2-3
1988	4-1
1989	3-2
1990	3-3
1991	5-1
1992	4-2
1993	4-1
1994	3-3
1995	5-1
1996	3-2
1997	2-4
1998	3-2
1999	3-2
2000	0-5
2001	1-4
2002	4-1
2003	2-4
2004	3-2

Overall: 123-75-1 (.621)



Memorial Stadium from field level showing the AstroPlay surface which was installed prior to the 2001 season.



LOU WEST

Indiana State Head Football Coach First Season

Taking the reigns of the Sycamore program with over a quarter century of coaching experience at the Division I level is first-year head coach Lou West.

For the past four years, West worked as the defensive coordinator at the University of Toledo. While on staff with the Rockets, Toledo posted a 36-14 record, the eighth-best mark in all of Division I over the past four years. Toledo knocked off Miami (Ohio) 35-27 for the Mid-American Conference championship in 2004.


"I've always dreamed of having the opportunity to become a head coach," said West. "I am very excited about the opportunity to join an outstanding institution such as Indiana State."

Over the past four years the Rockets have won two MAC championships, and three MAC-West titles. Toledo has earned three bowl game invitations over the past four years. The Rockets have defeated five Top 25 teams and have recorded eleven come-back wins when trailing by double digits with West on the coaching staff.

During the 2004 season, the Rockets finished fourth in the league in rush defense (113.4) and had two defenders earn All-MAC honors. In 2003, the Rockets finished fifth in scoring defense (23.8) and fifth in rush defense (150.1), while two Rockets garnered All-MAC plaudits.

In 2001, the Rockets' defense was second in the MAC in rushing yards allowed (105.6).

At right, a crowd of over 150 welcomed Lou West to the ISU campus officially on December 13, 2004, when former ISU Director of Athletics Andrea Myers announced the hiring of West at the Dede Banquet facility inside the Hulman Memorial Student Union.



The West Wing:

PERSONAL

Birthdate: December 29, 1953
Birthplace: Washington, Pa.
Hometown: Niles, Ohio
Family: Wife (Gail West)
Children (Andre, Adrian,
Alexandria West; Orenthal
Magazine)

EDUCATION

High School: Niles McKinley, 1973
College: Cincinnati, 1976 (B.A.)
Arizona, 1980 (M.A.)

PLAYING

EXPERIENCE

High School: McKinley (Ohio), 1971-73
College: Cincinnati, 1973-76

COACHING

EXPERIENCE

2005: Head Coach, Indiana State
2001-04: Defensive Coordinator, Toledo
1999-2000: Safeties, Notre Dame
1995-98: Defensive Backs, Virginia Tech
1994: Defensive Backs, Kent State
1993: Defensive Backs, Cincinnati
1992: Tight Ends, Cincinnati
1989-91: Linebackers, Cincinnati
1988: Defensive Backs, Cincinnati
1986-87: Defensive Backs, Kansas
1984-85: DB/OLB, Western Michigan
1983: Defensive Backs, Minnesota
1981-82: Defensive Backs, MTSU
1979-80: Defensive Backs, Ariz. Western
1977-78: Graduate Assistant, Arizona

Head Coach Lou West



A Terre Haute media favorite, head coach Lou West endeared himself to the Sycamore faithful during his first day. West is seen conducting a live radio interview with ESPN Radio personality John Sherman following his first press conference.

second in total defense (321.8), and third in scoring defense (25.5). Toledo claimed the MAC and Motor City Bowl Championships in his first season on staff. During the 2002 season, the Rockets produced a pair of All-MAC linebackers in Tom Ward and David Gardner, as they made their second-consecutive bowl appearance.

"Lou West will do a great job at Indiana State," noted Toledo head coach Tom Amstutz. "He has been on a steady track working at a number of successful programs during his coaching career. The young men Coach West has worked with are better people and better football players after having been under his guidance."

Prior to joining the Rockets staff, West worked as the safeties coach at the University of Notre Dame for two seasons (1999-2000). In West's first year, A-Jani Sanders led the team in tackles for loss and was named to the All-Independent squad. Sanders, along with fellow safety Deke Cooper signed free agent contracts with NFL teams. Cooper is in his third full season with the Jacksonville Jaguars. During West's second season (2000) in South Bend, Ind., the Fighting Irish went 9-3 and made an appearance in the Tostitos Fiesta Bowl. Tony Driver, a free safety for the Irish, was drafted in the sixth round of the 2001 NFL Draft by the Buffalo Bills after earning All-Independent squad honors.

From 1995-98, West served as the defensive backs coach at Virginia Tech. In 1998, the Hokies ranked second nationally in interceptions (23), fourth in scoring defense (12.9), seventh in total defense (284.9), and 11th in pass efficiency defense (103.4 rating). Virginia Tech also led the Big East in scoring defense, total defense, rushing defense and passing defense during the 1998 campaign. The Hokies picked off three passes en route to a 38-7 win over Alabama in the Music City Bowl that season.

"I think without a doubt that Lou West will do a great job at Indiana State," said Virginia Tech head coach Frank Beamer. "Lou has a very good football mind and a great way with the players. I wish him the very best of luck."

During his four years at Virginia Tech, the Hokies appeared in four consecutive bowl games and posted a combined win-loss mark of 36-12 (.750). In 1995 (Sugar) and 1996 (Orange) the Hokies participated in New Year's Day Bowl games under the Bowl Alliance. VT ranked in the Top 25 in three of his four years on staff. Under his tutelage, five Hokies garnered First Team All-Big East honors, while one player earned second team accolades. Two players (Torrian Gray and Antonio Banks) were selected in the first four rounds of the 1997 National Football League Draft by the Minnesota Vikings, while Pierson Prioleau was a fourth-round selection of the San Francisco 49ers in 1999.

West spent one season as the secondary coach at Kent State (1994) after six seasons (1988-93) as defensive backs, outside linebackers, and tight ends coach at Cincinnati. He began his career as a graduate assistant with Arizona in 1977 before working as the defensive backs coach at Arizona Western JC from 1979-80. West took over as defensive backs coach at Middle Tennessee State for two seasons (1981-82) before spending the 1983 season with the University of Minnesota. From 1984-85, he worked at Western Michigan University as defensive backs coach.

A product of Niles, Ohio, West graduated from McKinley High School before attending the University of Cincinnati (1973-76), where he played defensive back. West earned three letters and recorded four interceptions and six fumble recoveries during his career. Following his senior campaign, he played in the Blue-Gray Classic and the North-South Shrine Bowl. West earned his bachelor's degree from Cincinnati and his master's degree from Arizona in 1980.

West and his wife Gail, are the parents of four children – Andre, Adrian and Alexandria West as well as Orenthal Magazine.

The Sycamore Coaching Staff



Charley Molnar
Offensive Coordinator

First Season

Charley Molnar begins his first season with the Indiana State Sycamore football program under head coach Lou West. Molnar serves as the team's Associate Head Coach and Offensive Coordinator. He will also coach the Sycamore quarterbacks.

Molnar, a 21-year veteran of the collegiate coaching ranks, spent the past two seasons as quarterbacks coach at Western Michigan University. Last season, Bronco quarterbacks completed over 60% of their passes while tossing for 2,913 yards and 23 touchdowns. WMU finished fourth in the final Mid-American Conference statistical ranks with 264.8 passing yards per game (16th nationally).

In 2003, Molnar was instrumental in the development of Chad Munson, who set school single-game records for passing yards (450) and TD's (6). Jon Drach also saw plentiful playing time under a two-quarterback system, and established a school season record for passing completion percentage with a mark of 67%. The highly personable Molnar spent a season at Eastern Michigan University in 2002, helping the Eagles finish seventh in MAC passing offense with an average of 246.8 yards per game.

Molnar has spent time in the Wabash Valley, working in 2001 for legendary coach Bob Spoo at Eastern Illinois University as a wide receivers coach. The Panthers had a spectacular season, led by current Dallas Cowboy quarterback Tony Romo. EIU captured the Ohio Valley Conference Championship, finished the regular season ranked third in the national polls and advanced to the NCAA Division I-AA playoffs.

Despite moving to several schools in recent seasons, Molnar spent seven seasons (1994-2000) at Kent State University. With the Flashes, he was the program's offensive coordinator for five years while also overseeing the quarterbacks and wide receivers. In 1997, the KSU offense, led by quarterback Jose Davis, set school single-game records with seven touchdown passes and 551 passing yards. Astron Whatley recorded 373 rushing yards versus Eastern Michigan, which was a Kent State and MAC single-game record. Those 373 yards on the ground also ranked fifth-best all-time in a NCAA Division I-A contest. Wide receiver Eugene Baker led the country with 103 catches in 1997, while the Flashes' offense set 35 school and MAC records during the highly productive campaign. His offensive unit also put up season records for total offense with 4,866 yards and 337 points scored.

Molnar spent four seasons at Gateway Football Conference member, Illinois State from 1990-93. He was the Redbirds offensive coordinator for three of those seasons under head coach Jim Heacock. Under Molnar's tutelage, the Redbirds had 18 offensive athletes take all-conference honors, including the 1992 GFC Offensive Player of the Year Toby Davis. Davis still holds the Illinois State school record for career rushing yards with 3,702. Davis raced for 1,561 yards in 1992, a school-best, and broke the Redbird and Gateway record for rushing yards in a game with 255 versus Southeast Missouri State in 1991. The offensive coordinator and quarterbacks coach at Western Carolina University in 1989, Molnar was a graduate assistant at Virginia from 1987-88 under National College Football Hall of Fame member George Welsh. The 1987 Cavalier squad captured the All-American Bowl Championship.

At Lock Haven, Molnar played four seasons then began his collegiate coaching experience by spending three more years at his alma mater. Molnar, 43, earned a bachelor's degree in political science in 1984 from Lock Haven.

A native of Morris Plains, N.J., Molnar and his wife Meg are the parents of Charley III (20), Gillian (18), Tate (16), Bryce (14), Mitch (11), Gemma (9), Gianna (4) and Dominic (2).



Aubrey Kelly
Defensive Coordinator

First Season

Aubrey Kelly begins his first season with the Indiana State Sycamore football program under head coach Lou West. Kelly serves as the team's Defensive Coordinator. He will also coach the Sycamore linebackers.

Kelly comes to ISU from Delaware State, where he was the team's defensive coordinator in 2004. The Hornets were fourth in the 11-team Mid-Eastern Athletic Conference in sacks with 24.

Defensive back Sam Smith finished second in the MEAC in sacks (6.5), third in tackles (104) and third in tackles-for-loss (14-for-79 yards). In addition, defensive end Brent Davis was third in the MEAC in sacks with 5.5, while Smith and Davis were All-MEAC First Team selections. Kelly joined the Delaware State staff after one season as offensive coordinator/quarterback and receivers coach at Division II Elizabeth City State University (N.C.).

In 2002, he was defensive coordinator at fellow MEAC member Norfolk State. In addition to his coordinator duties, he coached defensive backs and kickers. That season, Norfolk State was tops in the league in rushing defense.

From the 1998 to 2001 seasons, Kelly was head coach at Division III Newport News Shipbuilding Apprentice School in Virginia.

In 1999 & 2000, he was head coach of the National All-Stars in the annual Division III Red/Blue Game. In 2001, he was inducted into the National All-Star hall of Fame.

Kelly also served as defensive coordinator/secondary and kickers coach at Division II Clarion University in Pennsylvania from 1994 to '97. In 1996, Clarion was 11-2 overall and reached the NCAA Division II playoffs semifinals. That team was Pennsylvania State Athletic Conference (PSAC) Western Division champs, and number one in the final Lambert Cup voting of Northeast Division II teams.

From 1990 to '93, he was defensive coordinator at Division III Salisbury University (Md.). He also served as the team's secondary coach and recruiting coordinator.

During the 1987 to '89 seasons, Kelly was an assistant coach in charge of receivers, tight ends and the secondary at Division I-AA Southwest Texas State University.

Kelly began his coaching career as a graduate assistant and junior varsity head coach at Division II Southern Connecticut University from 1986 to '87.

He has also served summer fellowships with the National Football League's Washington Redskins and Houston Oilers.

In addition, he was a physical education instructor at Elizabeth City, Salisbury State and Southwest Texas.

Kelly is a member of the American Football Coaches Association (AFCA) and the Black Coaches Association. He served a three-year term on the AFCA Coach-of-the-Year Committee.

He earned a bachelor's in Business Administration/Hotel Management from James Madison (Va.) in 1985 and a master's in Interdisciplinary Studies of Education from Southwest Texas in 1989.

Kelly and wife Margaret have four children, Aisayna, Aianna, Aubrey and Aidahlia.

The Sycamore Coaching Staff



David Hutchison
Offensive Line/
Recruiting Coordinator

Fourth Season

David Hutchison is beginning his fourth season with the Indiana State football program working his first year under offensive coordinator Charley Molnar and head coach Lou West. Hutchison serves as the program's recruiting coordinator as well as offensive line coach.

Hutchison has coached the Sycamore offensive front for each of the past two seasons. In 2004, Hutchison's offensive line was a key component for an offensive squad which set the school's season record for passing yards with 2,307. Senior Fred Freitag was named the GFC Offensive Lineman of the Week after the Sycamores had two 100-yard rushers against Tennessee-Martin – the first time ISU accomplished that feat since 1992.

Freitag as well as Jon Ferber took home All-Gateway Academic honors following the season. Freitag also was an All-GFC Second Team selection and Fred Staugh placed on the Gateway's All-Newcomer squad.

In the spring of 2004, former Sycamore offensive lineman Matt Griebel signed a free agent contract with the Indianapolis Colts of the National Football League.

Offensive tackle Stuart Williams took All-Gateway Football Conference honors under Hutchinson's tutelage in 2003. During that season, he coached a Sycamore offensive front which blocked for Jake Shields during the school's fourth-best single-game rushing effort against Florida International.

Working with the ISU running backs in 2002, Hutchison guided Shields to a season in which he gained 5.4 yards per carry and scored seven touchdowns for the Sycamores. He was instrumental in the development of Soso Dede and Sydney Montfort, who combined for seven rushing touchdowns on the season.

He came to the Sycamores' football program after spending one year as a graduate assistant with the offensive unit at Missouri.

Prior to working on the Tigers' staff, Hutchison logged two seasons as a graduate assistant at Toledo (1999-2000), where he also worked with the offensive unit, tutoring tight ends and wide receivers. In 1998, he served as a student assistant coach at Adrian College (Mich.), coaching wide receivers.

A 1999 graduate of Adrian College with a bachelor's degree in Physical Education/Elementary Education, Hutchison was a three-year starter and two-time all-conference selection at wide receiver. A team captain his senior season, he earned both team and offensive unit Most Valuable Player honors.

A native of Onsted, Mich., Hutchison was born January 10, 1976.



Todd Middleton
Defensive Line

First Season

Todd Middleton begins his first season with the Indiana State Sycamore football program under defensive coordinator Aubrey Kelly and head coach Lou West. Middleton serves as the team's Defensive Line coach.

Middleton comes to Indiana State from Dodge City Community College where he spent the past two seasons as the team's defensive coordinator and defensive line coach. He came to Dodge City from Midwestern State University in Wichita Falls, Texas, where he served as defensive line coach and recruiting coordinator.

Middleton spent four seasons (1997-2000) with the University of Kansas football program working three seasons with the Jayhawk linebackers and one year with the tight ends. He played an instrumental role in 1999 in the improvement of the Kansas defensive unit and helping to develop one of the top linebacking squads in the Big 12 Conference. At Kansas, Middleton worked for former UNI head coach Terry Allen.

In 1996, Middleton worked for one season at Northern Illinois University where he coached the defensive ends. Prior to his stint at Northern Illinois, Middleton spent the 1995 campaign at Princeton where the Tigers went 8-1-1 and won their first-ever outright Ivy League Championship and finished ranked first nationally in turnover margin, seventh in scoring defense and 14th in rushing defense.

Previously, he served as the defensive ends coach at Army and was the defensive coordinator for the Jayvee squad. He began his coaching career as an assistant at Chowan (N.C.) Junior College in 1991 and followed it by spending the 1992 season at West Virginia Wesleyan.

In 1993, Middleton was a graduate assistant working with the offensive line and tight ends at the University of Arizona.

A native of Lake Worth, Fla., Middleton lettered twice in football and once in track during his prep career. He earned All-Palm Beach Country recognition as a senior defensive tackle. Middleton played one season at Tennessee Military Institute and initially enrolled at Dodge City C.C., but an injury kept him off the field.

Middleton then enrolled at Lees-McRae Junior College in Banner Elk, N.C., where he lettered as a defensive end in 1986 before transferring to Wake Forest University. He lettered for three years and spent one as a starter for Bill Dooley's Demon Deacon teams from 1987-89.

Middleton received his bachelor of arts degree in communications from Wake Forest in 1990. He is married to Carole and they have two sons, Todd (10) and Blaik (7). They also have one daughter, Jordan (6).

The Sycamore Coaching Staff



Paul Macklin
Running Backs

Third Season

Paul Macklin begins his third season with the Indiana State football program and his first year under offensive coordinator Charley Molnar and head coach Lou West. Macklin will work with the Sycamores running backs.

A season ago, the Sycamore stable of backs had an effective year as the two-headed senior duo of Jake Shields and Sidney Montfort posed problems for the opposing defenses throughout the year. Shields recorded three 100-yard plus rushing efforts during the season and led the team with 645 yards on the ground. Shields enjoyed four multi-touchdown games, and recorded a season-best 117 yards on the ground versus Tennessee-Martin. He caught four passes for 58 yards against SMS en route to recording 19 receptions for 145 yards during the season. Shields was a member of the CoSIDA Academic All-District V Team – a three-time honoree, as well as the Gateway Football Conference's All-Academic squad.

Against Tennessee-Martin, ISU had two 100-yard rushers, Sidney Montfort and Shields – the first time the Sycamores had accomplished that feat since 1992.

In 2003, Macklin had three runners average 3.5 yards per carry during the 2003 season with Jake Shields leading the way with an average of 5.3 yards per carry and 825 yards gained. Shields recorded 213 yards rushing against Florida International, which marked the school's fourth-best ever single-game rushing mark.

Macklin is a 1996 graduate of Virginia Union University in Richmond, Va., where he was a wide receiver. A four-year starter, Macklin was a member of the CIAA All-Academic team as a freshman.

While at Virginia Union, Macklin was tutored by former Philadelphia Eagle great Harold Jackson, and worked at football camps at Penn State with Kenny Jackson.

Macklin taught biology and coached football in Newport News, Va., at Menchville and Heritage High School for three years.

At Heritage, Macklin was the wide receivers and defensive backs coach as the team went 14-0 en route to the State Championship.

A native of Newport News, Va., Macklin's brother David is a member of the NFL's Arizona Cardinals. He received his bachelor's degree in Biology from Virginia Union in 1996.



Matt Egloff
Linebackers/
Special Teams

Third Season

Working under first-year defensive coordinator Aubrey Kelly is linebackers coach Matt Egloff. Egloff is in the third season of his second stint with the Sycamore program, having worked previously under both Dennis Raetz and Tim McGuire.

Egloff will be spending his first season as the Sycamores' Special Teams Coordinator.

Egloff has coached a solid core of Sycamore linebackers the past two seasons, including LaDreille Bryant and Doc Gooden this past season in which both earned All-Gateway Football Conference honors. Bryant and Gooden were among the team's and the Gateway's leading tacklers in 2004.

He himself was the Sycamores' leading tackler in 1992, lettering for three seasons with ISU.

Prior to coming to ISU, Egloff worked for four seasons as an assistant football coach at Rose Hulman. While at Rose, he spent three seasons as the Engineers' defensive coordinator while also serving as the school's head wrestling and women's golf coach.

Before working at RHIT, Egloff was as ISU assistant football coach from 1996-98.

In 1996, he was an assistant football coach, strength and conditioning coach and intramural sports coordinator at Butler County Community College.

On the gridiron for ISU, Egloff earned All-Gateway Football Conference honors in 1994. He also qualified for the ISU Dean's List during his enrollment.

Egloff and his wife Jennifer reside in Terre Haute. They are the proud parents of Grace Ann Egloff, who is one.



Jackie Cooper
Wide Receivers

First Season

Jackie Cooper begins his first season with the Indiana State football program working under offensive coordinator Charley Molnar and head coach Lou West. Cooper will oversee the team's wide receivers.

Cooper joins the Sycamores after having worked this past season as an assistant track and field and tight ends coach at the College of Mount St. Joseph, located in Cincinnati, Ohio. He also spent one season at Lane College in Jackson, Tenn., as an assistant football and track coach. Cooper tutored the wide receivers and tight ends at Lane.

He spent two seasons (2001-02) working under head coach Rick Minter at the University of Cincinnati as a graduate assistant coach. Cooper has spent various amounts of time coaching track and field as well as football at Withrow High School and Summit Country Day High School.

Cooper played professionally for a brief time after finishing his playing career at the University of Cincinnati. He earned the Brig Owens Award in 1989 as the Bearcats' Most Outstanding Back. Cooper played at UC while ISU head coach Lou West was an assistant coach.

He was drafted in the third round of the 1991 World Football League draft by the San Antonio Riddlers, and later played for both New Orleans and Cincinnati in the Arena Football League.

Cooper earned his bachelor's degree in business from Xavier University in 1999. He and his wife, Tracy, have two sons, Deon (17) and Jeremy (13) as well as a daughter, Chelsie (9).



Nathaniel Seaward
Offensive Line/Tight Ends

Third Season

Nathaniel "Lou" Seaward is beginning his third season with the Indiana State football program, working his first year under offensive coordinator Charley Molnar and head coach Lou West. Seaward serves as the program's assistant offensive line and tight ends coach.

A season ago, Seaward guided the Sycamore wide receivers to the finest season through the air in school history. ISU receivers racked up a school-record 2,307 yards despite playing the balance of the season with the preseason second and third string quarterbacks at the helm. ISU was led by Sam Logan, who garnered All-Gateway Football Conference Second Team honors. Logan paced the squad and finished second in the conference with 55 receptions – a school single-season record. He recorded 760 receiving yards, good enough for third best in the Gateway. He caught at least two passes in each game while becoming the first Sycamore since 1988 to record three 100-yard receiving games in a season.

During the 2003 season, Seaward worked as an assistant defensive backs coach.

Prior to joining the Sycamores, Seaward coached the wide receivers at Missouri Western State College in St. Joseph, Mo., for two seasons (2001-02), where two of his receivers earned All-MIAA Conference honors, including 2001 MIAA Player of the Year, Jerris Evans.

His coaching career started at Winterset High School in Winterset, Iowa. A 1994 graduate of WHS, he served as the wide receivers and defensive backs coach for the Huskies from 1998-2000.

While attending the University of Northern Iowa, Seaward was a member of three consecutive Gateway Conference Championship teams (1994-96). His defensive backs coach with the Panthers was Dick Moseley. He graduated with a bachelor's degree in Criminology with a Coaching minor from UNI.

Football Support Staff



Ace Hunt
Assistant Athletics
Media Relations
Director

Ace Hunt is in his fifth year as Indiana State's Assistant Director of Athletic Media Relations, coordinating the publicity efforts for the Sycamore football, women's basketball softball programs.

While at ISU, Hunt has worked with the 2002-03 Missouri Valley Conference Champion women's basketball program, and has served as media relations coordinator for the MVC Outdoor Track and Field Championships, Active Ankle Volleyball Tournament, as well as the 2003 & 2005 Women's National Postseason Invitation Tournaments. Hunt is in his third season with the Sycamore football program.

A member of the College Sports Information Directors of America and the Football Writers Association of America, Hunt came to ISU after a stint at Western Kentucky University where he served as an intern in the Hilltopper's Sports Information Office.

Prior to working at WKU, he was a student assistant in the University of South Carolina's Sports Information Office covering the swimming and diving programs, and was sports editor of *The Gamecock* from '95-'96.

A native of Woodruff, S.C., Hunt received his degree in Sports Administration from the University of South Carolina in 1999. He is married to the former Dawn Ingle, of Terre Haute, and they have three children, Caleb Michael Ingle (10) and Bryce O'Neal Hunt (3), and Jackson Thomas Hunt (1). The Hunt family currently resides in Seeleyville, Ind.



Henry Villegas
Athletics
Academic Coordinator

Henry Villegas is now in his 14th year as the academic coordinator for athletics at Indiana State University. Villegas and his staff provide academic supports for all 15 intercollegiate sports programs at ISU. Sycamore athletes were most recently recognized by the Missouri Valley Conference with their second-ever Academic Excellence Award for having the highest cumulative grade point average in the conference. ISU has either won or shared the award in each of its first two years of existence.

In 2004, ISU had three sports teams (softball, women's cross country and women's basketball) gain national recognition for having the highest gpa's in the nation among all Division I schools in their respective sports. During the past 10 years, Villegas has coordinated the nationally-recognized Life Skills Program. The program is designed to help all ISU student-athletes bridge the gap from college to professional life.

Villegas has served on the Executive Board of the National Association of Academic Advisors for Athletics in recent years. He also served on the National Advisory Committee for CHAMPS Life Skills and has been involved with the National Federation of High schools and the NCAA Foundation Leadership Conference.

Villegas was instrumental in creating the Verizon Scholar-Athlete banquet eight years ago. This banquet honors the academic achievements of the student-athletes at ISU.

A native of San Diego, Calif., Villegas received his bachelor's degree in social studies from ISU in 1990 and his master's degree in counseling from ISU in 1992. He played for two seasons at offensive tackle for the Sycamores under head coach Dennis Roetz.

Villegas is married to the former Glenda Cottrell. They have a son, Zachary.



Bob Elson
Football
Head Equipment
Manager

Truly one of the tireless workers in the Sycamore Athletics Department is Bob Elson, who enters his 31st season with the football program at the school this fall.

Elson first joined the Sycamores in 1975, working as an assistant to then equipment manager Russ Branum. He then served as assistant equipment manager from 1976-83.

Elson was named head equipment manager in July of 1983 — a position he has held since that time.

One only has to watch other collegiate football games on Saturday afternoons around the United States or National Football League contests on Sunday or Monday to see the fruits of Elson's labors. He continues to run one of the best equipment rooms in all of college football, and many of his former student and graduate assistant equipment managers have moved on to manage equipment operations throughout the country. Some of Elson's former workers now run or have run the equipments operations for several major college football programs as well as NFL teams such as the New York Jets and Tampa Bay Buccaneers.

A native of Brazil, Ind., Elson graduated from Brazil High School in 1966. Following a three-year stint in the U.S. Army, Elson received his bachelor's degree in sociology from ISU in 1973. He and wife, Marilyn, have two daughters, Carol and Tish, as well as five grandchildren.



Jennifer Krockenberger
Football
Office Assistant

Jennifer Krockenberger is now in her seventh year as football office assistant, handling the day-to-day administrative duties of the Sycamore football office.

A native of Terre Haute, Ind., she and her husband Eric reside in town. They are proud parents of two children, Megan and Carl.

Meet The Sycamores ...

21

Rocky Alo, DB

5-11 • 205 • Sr.-1L
Laie, Hawaii (LA Harbor J.C.)



2005 Outlook — Speedy defensive back, who will take advantage of new 4-2 defensive scheme.

2004 — Saw action in six contests, making 12 total tackles during the season ... Recorded a season-best six tackles against SMS ... Recorded one tackle for loss during the season at Western Kentucky.

Previous School — Alo attended LA Harbor in Wilmington, La., where he played football for two years.

High School — A three-year letterwinner at Kailua High School (Hawaii), Alo was named to all-conference first team two years in a row ... He also led the league in rushing in both his sophomore and junior years ... In his sophomore and junior years he received his teams offensive MVP award. He was named conference player of the year in his junior year ... Alo earned letters in basketball (2) and track (3) ... He was named track MVP by finishing fourth in the league in the 100m in 10.7 seconds and first in the league in the 200m in 22.1 seconds.

Personal — Born October 25, 1981 Glenn "Rocky" Alo is the son of Nola Poutoa of Laie, Hawaii .. He will major in Sociology.

Rocky Alo's Career Statistics

Year	G	UT	AT	Tot.	TFL	Sacks	INT	PBU	FF	RF
2004	6	4	8	12	1-3	0-0	0	0	0	0
Totals	6	4	8	12	1-3	0-0	0	0	0	0

(Ohio) ... Recorded a season-best four tackles versus the RedHawks.

Previous School — Redshirted one season at Central Michigan.

High School — Four-year letterwinner at Grand Rapids Creston High ... Helped his team to a mark of 30-11 over his career ... His high school team was the first Grand Rapids Public School to reach the Michigan State Finals ... A two-time all-stater, he was also an all-area selection for four years while taking all-city honors three times.

Personal — Born Charles Archie on December 8, 1983 to Charles and Jacquelin Archie.

Scooter Archie's Career Statistics

Year	G	UT	AT	Tot.	TFL	Sacks	INT	PBU	FF	RF
2004	9	6	3	9	0-0	0-0	0	0	1	1
Totals	9	6	3	9	0-0	0-0	0	0	1	1

18

Blayne Baggett, QB

6-2 • 225 • Sr.-TR
Commerce Township, Mich.
(Western Michigan)



Previous School — Transfer from Western Michigan University where he played three seasons under the direction of Sycamore offensive coordinator Charley Molnar ... Completed 63% of his passes and amassed a passer rating of 141.0 last season, which ranked in the nation's Top 10 ... Against Marshall, threw for 329 yards and two touchdown passes.

High School — Graduate of Walled Lake Central High School ... Passed for 1,400 yards and 14 touchdowns while completing 65% of his passes as a high school senior ... Named First Team All-Oakland County ... Member of the Detroit News All-North First Team ... An honorable mention all-state selection.

Personal — Born Blayne David Baggett on February 11, 1983 to Pam and Brock Baggett in Detroit, Mich. ... Majoring in Education

29

Scooter Archie, DB

5-11 • 200 • So.-1L
Grand Rapids, Mich. (Central Michigan)



2005 Outlook — A youthful, speedy defender who will make many contributions for the Sycamores with more knowledge.

2004 — Played in nine contests ... Totaled nine tackles, including a forced and recovered fumble at Miami

Meet The Sycamores ...

9

Carl Berman, WR

5-10 • 160 • Jr.-2L
Treasure Island, Fla. (Boca Ciega)



2005 Outlook — With speed and a proven ability to get open, the Sycamore trio of quarterbacks will be looking for Carl Berman when they know a catch needs to be made.

2004 — Saw action in five games ... Made seven receptions for a total of 105 yards — an average of 10.5 yards per catch ... Scored one touchdown on the season at Southern Illinois ... Hauled in a season-long pass from Phillip Johnson versus the Salukis ... Had a season-high five receptions for 90 yards and a TD in the season finale at SIU ... Caught an 11 yard pass versus SMS.

2003 — Broke through for the Sycamores starting at wide receiver for the final two contests of the season, after having played in all but one game during the season ... Fourth-best receiver on team, notching 15 catches for 185 yards, an average of 12.3 per catch ... Long catch of 49 yards came from the arm of Jake Schiff versus Eastern Illinois ... Led the squad with his best game of the season against Youngstown State in which he made four receptions for 38 yards ... Paced the team with 17 punt returns, for a total of 61 yards and a long of 11 ... Returned one kickoff for 22 yards ... Parlayed his receiving and returning skills into 268 all-purpose yards, which ranked fifth-best on the team.

High School — Berman enjoyed a fine career at Boca Ciega (Fla.) High School where he was a two-way player. Hauling in 39 receptions for 705 yards and six touchdowns as a wide receiver ... Berman was just as effective on defense where he intercepted five passes as a free safety ... An all-conference and all-county performer, he was selected to the Pinellas County All-Star Football Game where he was named offensive MVP after collecting 107 all-purpose yards and scoring a touchdown ... A four-year letterwinner, Berman was named co-MVP following his senior season.

Personal — Born April 5, 1985, Carl William Berman is the son of Caren Gramley of Treasure Island, Fla. He is a Business Law major.

Carl Berman's Career Statistics

Year	G	No.	Yds.	Avg.	TD	Long
2004	5	7	105	15.0	1	24
2003	11	15	185	12.3	0	49
Totals	16	22	290	13.2	1	49

98

Matt Beste, TE

6-4 • 260 • Sr.-3L
Uniondale, Ind. (Norwell)



2005 Outlook — One of two powerful bookend tight ends, Matt Beste will be a featured component of the Sycamores' wide-open offensive attack.

2004 — Played in seven contests ... Before a season-ending injury, caught 14 passes for a total of 153 yards ... Averaged 10.9 yards per catch ... Made a season-long grab of 26 yards versus both Miami (Ohio) and Eastern Illinois ... Was on the receiving end of five passes against Illinois State, for a season-best 47 yards.

2003 — Garnered honorable mention All-Gateway Football Conference honors following the season ... Saw action in eight contests, catching seven balls for 57 yards — averaging 8.1 yards per catch ... Scored one touchdown on the season propelling the Sycamores to a 13-10 win over visiting Florida International ... Best game of the season came against the Panthers in which he complemented the score with three catches for 40 yards.

2002 — While playing in nine contests for the Sycamores, Beste caught four passes for 31 yards ... His longest reception of the season was a 15-yarder from Julian Reese.

2001 — Beste sat out the season as a redshirt.

High School — Caught 13 passes during the 2000 campaign, including three touchdowns and a game-winning extra-point conversion ... He was named first-team all-state and all-conference at tight end as well as Co-Defensive Player of the Year as a senior linebacker at Norwell (Ind.) High ... As a junior in 1999, Beste earned honorable mention all-conference honors ... While at Norwell HS, he was coached by former Sycamores quarterback Jeff Miller ... A three-sport letterwinner, Beste also earned monograms in basketball and baseball.

Personal — The son of Bud and Cindy Beste of Uniondale, Ind., Matthew Thomas Beste was born December 10, 1982 ... He is a Radio-TV/Film major at Indiana State.

Matt Beste's Career Statistics

Year	G	No.	Yds.	Avg.	TD	Long
2004	7	14	153	10.9	0	26
2003	8	7	57	8.1	1	24
2002	9	4	31	7.8	0	15
Totals	24	25	241	10.0	1	26

Meet The Sycamores ...

72

Damien Black, DL

6-2 • 310 • Sr.-SQ
Rosedale, Ind. (Riverton Parke)



2005 Outlook — Now healthy, Black will add depth to a youthful Sycamore defensive front line.

2004 — Spent the season as a valuable member of the scout team.

2003 — Sat out the season to concentrate on academics.

2002 — Saw action for the Sycamores in a reserve role and as a valuable member of the scout squad.

High School — A three-sport letterwinner, Black earned Riverton Parke's Best Defensive Lineman award after setting a mark for single-season tackles by a defensive lineman ... He was coached at Riverton Parke HS by Phil Halsema.

Personal — Born April 12, 1983, Damien Van Black is the son of Kathy Aleshire of Rosedale, Ind.

Personal — Born September 13, 1984, to Jan and Scott Blunk, the physical education major plans on teaching and coaching after graduation.

Cory Blunk's Career Statistics

Year	G	UT	AT	Tot.	TFL	Sacks	INT	PBU	FF	RF
2004	4	1	2	3	0-0	0-0	0	0	0	0
2003	7	4	4	8	2-3	0-0	0	1	0	0
Totals	11	5	6	11	2-3	0-0	0	1	0	0

40

LaDrelle Bryant, LB

6-2 • 240 • Sr.-1L
Muncie, Ind. (Garden City C.C.)



2005 Outlook — A speedy defender, with a nose for the ball, Bryant will pose matchup problems for the opposition attempting to stop the Sycamore blitz ... A valuable rusher on special teams, Bryant will look to help gain valuable field position for the Sycamores as a key member of the punt block squad.

2004 — Took

All-Gateway Football Conference Honorable Mention honors ... Named to the Gateway All-Newcomer squad ... Finished second on the team with 101 total

69

Cory Blunk, DT

6-1 • 300 • Jr.-2L
Richmond, Ind. (High)




2005 Outlook — Strong and heady defensive tackle, who will look to plug the gaps and stop the opponents running game this season.

2004 — Saw action in four contests ... Totaled three tackles ... Had one stop each against Miami (Ohio), Western Kentucky and Northern Iowa.

2003 — Saw action in seven contests for the Sycamores, making his first career start in the home finale versus Western Illinois ... Recorded eight total tackles on the season, including two tackles for loss ... Credited with one pass breakup along the line of scrimmage on the season.

High School — A two-sport star at Richmond (Ind.) High School, Blunk was named all-state, all-area and all-conference in football while also garnering all-state and all-conference accolades in track and field as well ... Blunk was named the MVP of both the football and track and field teams at Richmond.



Senior Linebacker LaDrelle Bryant

Meet The Sycamores ...

tackles, an average of 9.2 tackles per game ... Led ISU with 58 solo stops and was the team's leader with 10.5 tackles for loss ... Recorded five double-digit tackle outings and notched a season-best 12 tackles on three separate occasions ... Blocked a punt against Murray State which was scooped up by Markus Naves for a TD ... Broke through the middle to block a second kick against Illinois State, which set up a key Sycamore score.

Previous School — A fierce defender with Garden City where he was named to the all-Kansas Jayhawk Community College Conference Second Team in 2003 ... Led the team with 93 total tackles, including six for losses and one sack Recorded 93 take-downs which were good enough for fifth-best in KJCCC ... Secured two fumbles and forced another while picking off one pass ... Saw limited playing time during his first season in 2002.

Previous School — Sat out a redshirt season at Purdue University in 2001.

High School — A three-year starter who as a senior recorded 120 tackles, including 40 for losses with 10 sacks ... Named all-conference as a junior and senior while garnering all-state plaudits his junior season ... Played fullback and averaged five yards per carry for head coach Mike Paul ... A multi-talented athlete, he participated in basketball, track and field and wrestling.

Personal — Born LaDrelle MarQuis Bryant April 3, 1983 in Muncie, Ind.

LaDrelle Bryant's Career Statistics

Year	G	UT	AT	Tot.	TFL	Sacks	INT	PBU	FF	RF
2004	11	58	43	101	10.5-26	0-0	0	2	3	2
Totals	11	58	43	101	10.5-26	0-0	0	2	3	2

64

Jacob Carpenter, OL

6-3 • 295 • Fr.-RS

Indianapolis, Ind. (Lawrence Central)



2005 Outlook — With a year's experience under his belt as a redshirt, Carpenter will be a key component among a young Sycamore front line.

2004 — Sat out the season as a redshirt.

High School — A three-year letterwinner at Lawrence Central, Carpenter was named academic all-state ... He was also a Region 7 All-Star (football). He was a Mr. Football nominee (offensive lineman) ... Was a captain of the football team at Lawrence Central and also a member of the national Honor Society (junior and

senior years) and President of the Varsity Club ... He was a three-year starter at Lawrence Central at the Center position ... Also played some offensive and defensive tackle.

Personal — Jacob Duke Carpenter is the son of Ron and Julia Carpenter ... He plans to major in business and his hobby is golf ... Carpenter will be the third generation to play for the Sycamores, his grandfather, Robert Dean Carpenter lettered in 1946 and his father, Ron Duke Carpenter was a captain and lettered from 1974-76.

45

Scott Cassell, LB

5-11 • 210 • Fr.-RS

Terre Haute, Ind. (West Vigo)



2005 Outlook — This local speedster will look to break into the action this season as a linebacker.

2004 — Sat out the season as a redshirt.

High School — Scott was a four year letterwinner at West Vigo High School where the linebacker was a 3A All-Stater his senior season as well as an All-Region 6 selection ... In previous seasons, he was a 3A Junior All-State selection ... He received The Humphrey Award this past year as the Most Valuable Player in Vigo County ... Named the most valuable player in 2001, 2002, and 2003. ... Tallied 371 career tackles and 1,700 yards rushing while scoring 30 touchdowns over his Viking career ... Cassell also competed in track and field where he lettered two years.

Personal — Born September 15, 1984 Scott Michael Cassell is the son of Dave and Mika Cassell ... He plans to major in education ... Hobbies include weightlifting, fishing and golf.

Meet The Sycamores ...

91

Russell Coleman, DE

5-11 • 250 • Jr.-2L
Indianapolis, Ind. (Pike)



2005 Outlook — Will continue to see significant action as part of the Sycamores' defensive front line rotation.

2004 — Saw action in four contests for ISU ... Recorded four total tackles, including a tackle for loss versus Northern Iowa ... Tallied a season-best two stops each against Miami (Ohio) and UNI.

2003 — Notched his first career start in place of the injured Kyle Mitchell against Western Kentucky ... Saw action in 10 contests, recording 13 tackles and one tackle for loss ... With a nose for the ball, Coleman recovered two fumbles (one each at SMS and Illinois State) on the season and had a jarring hit against the Redbirds to force one as well ... Was credited with a season-best four tackles at UNI.

2002 — Sat out the season as a redshirt.

High School — As a senior in 2001, Coleman was in on 40 solo tackles, 24 assists, five quarterback sacks and three tackles behind the line of scrimmage ... For his efforts, he was named an Indiana Top-50 Senior ... A two-time all-conference and all-county selection, he was named team MVP following the 2001 campaign, as well as twice being honored as Most Valuable Line-man ... Coleman was coached at Indianapolis Pike by Ken Coudret.

Personal — Born June 27, 1983, Russell G. Coleman is the son of Rufus and Gina Coleman of Indianapolis, Ind.

Russell Coleman's Career Statistics

Year	G	UT	AT	Tot.	TFL	Sacks	INT	PBU	FF	RF
2004	4	1	3	4	.5-0	0-0	0	0	0	0
2003	10	9	4	13	1-0	0-0	0	0	1	2
Totals	14	10	7	17	1.5-0	0-0	0	0	1	2

37

Warren English-Malone, DB

5-11 • 200 • Jr.-2L
New Albany, Ind./High



2005 Outlook — A tight cover corner for the Sycamores, English-Malone will look to parlay his early career playing experience into on-the-field success this season.

2004 — Played in six contests ... Tallied 15 total tackles ... Enjoyed a career-best eight tackles in a double overtime win versus Illinois State ... Was credited with a tackle for loss against UT-Martin ... Broke up and picked off a pass against the SkyHawks.

2003 — Saw action in the last five games of the season, recording eight total tackles in a reserve and special teams role ... Most productive game of the season was at Illinois State where he recorded a season-best four tackles.

High School — English-Malone was able to excel at several positions during his four years at New Albany (Ind.) High School ... Returning both kicks and punts, English-Malone took two punts all the way for touchdowns on his way to a 16.4 yard average ... He averaged an outstanding 26.6 yards on kick returns ... A two-time all-conference selection, English-Malone also returned an interception for a touchdown.

Personal — Born December 18, 1984, Warren Bosario English-Malone is the son of Steven and Alicia Malone of New Albany, Ind.

Warren English-Malone's Career Statistics

Year	G	UT	AT	Tot.	TFL	Sacks	INT	PBU	FF	RF
2004	6	9	6	15	.5-1	0-0	1	1	0	0
2003	5	6	2	8	0-0	0-0	0	0	0	0
Totals	11	15	8	23	.5-1	0-0	1	1	0	0

33

Andre Forte, RB

5-8 • 210 • Sr.-2L
Indianapolis, Ind. (Pike)



2005 Outlook — This stocky speedster will be a key ingredient for the Sycamores in the offensive backfield this season.

2004 — Rushed for 97 yards on the season, in four games of action ... Touched the ball 13 times in the season finale against Southern Illinois, rushing for 45 yards ... Clipped ahead for a season-best rush of 20 yards at Youngstown State ... Caught four passes for 16 yards versus the Salukis ... Finished the season with five receptions for 22 yards ... Returned one kickoff for 15 yards at Youngstown State.

2003 — Received his first career starting nod at SMS, where he rushed for a season-best 51 yards on 13 carries ... Also appeared in the homecoming contest versus Western Kentucky in which he rushed eight times for 49 yards ... Finished the year with 100 yards rushing in only two games ... Long play of the season was a 23 yard scamper against WKU.

2002 — Sat out the season due to injury.

High School — Record-setting running back for Indianapolis' Pike High School ... Recorded all-area and all-conference honors during his three-year career.

Personal — Andre Forte is in his fourth season as a member of the Sycamore football program.

Andre Forte's Career Statistics

Rushing

Year	G	Att	Gain	Loss	Net	Avg.	Avg/Gm	TD
2004	4	26	102	5	97	3.7	24.2	0
2003	2	21	104	4	100	4.8	50.0	0
Totals	6	47	206	9	197	4.2	32.8	0

Receiving

Year	G	No.	Yds.	Avg.	TD	Long
2004	4	5	22	4.4	0	6
2003	2	0	0	0.0	0	0
Totals	6	5	22	4.4	0	6

55

Collin Godby, OL

6-1 • 270 • So.-SQ
Arcadia, Ind./Hamilton Heights



2005 Outlook — Slated to provide depth along a solid Sycamore offensive front.

2004 — Saw limited special teams action, but provided valuable service on the Sycamore scout team.

2003 — Sat out the season as a redshirt.

High School — Playing on both sides of the ball, Godby started 24 games at offensive guard and 13 at defensive end at Hamilton Heights High School ... He registered 52 tackles, four sacks and knocked down a pair of passes as a defender ... Godby was named honorable mention all-state during his senior season and was a two-time all-conference selection ... A captain his senior year, he was named outstanding offensive lineman for two consecutive seasons ... Godby was also a member of the Bloomington Herald First Team Small-State squad and named All-Ledger for two years ... He was one of eight Sycamore recruits to play in 2003 Indiana Football Coaches Association All-Star Football Classic.

Personal — Born April 22, 1984, Collin Thomas Godby is the son of Chuck and Kathy Godby of Arcadia, Ind. ... He plans to major in Physical Education.

5

Doc Gooden, LB

6-0 • 235 • Sr.-1L
East St. Louis, Ill. (Missouri)



2005 Outlook — The speedy linebacker will excel as a senior in coach Lou West's 4-2 base defense set ... Adept at finding the loose ball, as well as picking off opponents' passes, Gooden will be a full load for Sycamore opponents who look to move the ball on the ground or through the air.

2004 — All-Gateway Football Conference Second Team ... Gateway All-Newcomer squad member ... Gooden led the Sycamores and finished third in the Gateway with 106 total tackles in 2004, an average of 9.6 stops per game ... He recorded three tackles for loss and recovered two fumbles for ISU — both in his own end

Meet The Sycamores ...

zone which stopped opponent's scoring drives ... Notched a key recovery during a double overtime victory over Illinois State which stopped the Redbirds at the one-yard line while the other came at Western Illinois as Gooden recovered a fumble deep in the end zone and returned the ball to mid-field ... Gooden forced two fumbles, broke up a pass, recorded an interception and had five double-digit tackle outings, including a season-best 16 tackles at Youngstown State.

Previous School — He saw action in 11 contests as a sophomore for the Missouri Tigers, recording one tackle in addition to seeing extensive action on special teams ... In 2002 he played in 12 games, ending the season with 15 tackles ... Had a career-best five tackles against Troy State ... Came up with a recovery of a blocked punt against Texas A&M which set up Missouri touchdown ... He redshirted during the 2001 season.

High School — Gooden prepped at Cahokia High School in East St. Louis, Mo. ... An All-American defensive

back and a two-time all-state performer, he also was a two-time all-conference selection ... Was a three-year starter for coach Rob Eden, and intercepted eight passes in his career while recording 178 tackles... Forced eight fumbles and recorded seven during his prep career ... Gooden was a star on offense as well, racking up 1,382 rushing yards as a senior (10.3 yards per carry) and scoring 15 touchdowns ... He caught 31 passes in his career for 575 yards. A multi-sport athlete, he also lettered in basketball and track.

Personal — Born Orlando Terrell Gooden on Aug. 22, 1982 to E.V. Gooden and Dianne Foster.

Doc Gooden's Career Statistics

Year	G	UT	AT	Tot.	TFL	Sacks	INT	PBU	FF	RF
2004	11	43	63	106	3.0-4	0-0	1	1	2	2
Totals	11	43	63	106	3.0-4	0-0	1	1	2	2




Senior Linebacker Doc Gooden

99

Jarret Harris, DL

6-3 • 305 • Jr.-1L
Indianapolis, Ind. (Broad Ripple)



2005 Outlook — Will add depth and will fight for a starting spot along the Sycamore defensive line.

2004 — Tallied seven total tackles after seeing action in four contests ... Recorded a career-best four tackles in the Homecoming contest versus Northern Iowa.

2003 — Gained valuable experience on the scout squad.

High School — A two-sport letterwinner at Indianapolis' Broad Ripple, Harris was a member of Broad Ripple's 2001 City Championship team.

Personal — Born June 12, 1984 to Eugene Harris and Bridget Dullen, Harris is majoring in marketing at Indiana State and enjoys basketball and relaxing in his spare time.

Jarret Harris' Career Statistics

Year	G	UT	AT	Tot.	TFL	Sacks	INT	PBU	FF	RF
2004	11	43	63	106	3.0-4	0-0	1	1	2	2
Totals	11	43	63	106	3.0-4	0-0	1	1	2	2

Meet The Sycamores ...

53

Brandon Hooks, OL

6-1 • 290 • Jr.-2L
Morocco, Ind. (North Newton)



2005 Outlook — Will look to continue gaining playing time after a successful second season serving as the Sycamores' long and short snapper.

2004 — Served as team's deep snapper on all punts and field goals ... Saw action in nine contests, recording two special teams' tackles and a fumble recovery.

2003 — Provided depth on the offensive line as well as served as the team's deep snapper on punts and field goal attempts ... Solidified punt protection team that allowed just one punt blocked during the season.

High School — Gained valuable experience at North Newton High School, where he was a consistent all-area and all-conference performer.

Personal — A late edition to the 2003 squad, Hooks is in his third season with the program after impressing coaches with his play on the line and on special teams.

Was 70% (7-10) on attempts from 30-39 yards, with his season-best 39-yarder coming at SMS ... Enjoyed his best day during a 3-for-3 outing at home against Eastern Illinois in which he hit from 31, 34 and 26 yards on the day ... Had five games in which he did not miss any attempts ... Used a fake field goal alignment to drop a perfect 21-yard punt inside the Ball State five-yard line during the season opening contest.

High School — A three-year letterwinner at Bishop Verot High School, Hooper made 24 of 30 (82 percent) field goals, including a perfect 7-for-7 on attempts of 40 yards or more ... His longest field goal measured at 47 yards. Scoring a career 192 points, Hooper was near perfect on PAT's, connecting on 120 of 125 (96 percent) ... Doubling as a punter, he placed 50 percent of his punts into the end zone for touchbacks ... Hooper was named Gatorade Player of the Week as well as Friday Night's Brightest Light ... Outside of football, he was a member of the 2001 State Champion soccer squad.

Personal — Born January 29, 1985, Kyle Matthew Hooper is the son of Robert and Terri Hooper of Fort Myers, Fla. ... He plans to major in Business.

Kyle Hooper's Career Statistics

Year	G	FGM	FGA	Pct.	Long	PAT	Pct.	PTS
2004	11	16	20	.800	46	27-27	1.000	75
2003	12	9	14	.643	39	19-19	1.000	46
Totals	23	25	34	.735	46	46-46	1.000	121

10

Kyle Hooper, PK


5-10 • 160 • Jr.-2L
Fort Myers, Fla. (Bishop Verot)



2005 Outlook — Will be looked upon to continue his solid efforts on field goals and PAT's as well will get a look at kickoff responsibilities.

2004 — All-Gateway Football Conference Honorable Mention and Gateway All-Academic First Team selections ... Connected on 16-of-20 field goal attempts, a school-record breaking percentage of .800 ... Drilled two game-winners, both in overtime, at Eastern Illinois and versus Illinois State ... Concluded the season by connecting on his last eight field goal attempts, and his 16 field goals were just two shy of the school's single-season record ... Was a perfect 27-of-27 on PAT's ... Paced the team with 75 points scored ... Ranked in the Gateway's Top 10 in scoring.

2003 — Burst onto the scene, hitting a perfect 19 of 19 on PAT conversions ... Was nine of 14 on field goals, including a perfect 2-2 on efforts from 20-29 yards ...



Junior Placekicker Kyle Hooper

Meet The Sycamores ...

24

John Jackson, DB

6-0 • 210 • Jr.-2L
Jacksonville, Fla. (Paxon)



2005 Outlook — Will be a solid contributor at the free safety position as well as on special teams.

2004 — Saw action in four contests, recording 16 tackles, including five solos ... Intercepted a pass against UT-Martin and returned the ball 52 yards to set up a Sycamore TD ... Recovered a fumble versus Eastern Illinois ... Recorded a season-best seven tackles in an overtime victory over the Panthers.

2003 — Saw limited action, appearing in four contests, and recording one tackle.

2002 — Sat out the season as a redshirt.

High School — As a senior safety at Jacksonville (Fla.) Paxon School for Advanced Studies, Jackson made 88 tackles, five interceptions and forced a trio of fumbles ... In doing so, he earned all-area and all-district honors as well as being named as the conference's Defensive Player of the Year ... Jackson compiled three-year career stats totalling over 200 tackles, 11 interceptions, four forced fumbles and four fumble recoveries ... He was coached at Paxon by Adam Geis.

Personal — The son of Mary Jackson of Jacksonville, Fla., John Lorenzo Jackson was born September 9, 1983.

John Jackson's Career Statistics

Year	G	UT	AT	Tot.	TFL	Sacks	INT	PBU	FF	RF
2004	4	5	11	16	0-0	0-0	1	0	0	1
2003	4	1	0	1	0-0	0-0	0	0	0	0
Totals	8	6	11	17	0-0	0-0	1	0	0	1

20

Kyle James, DB

5-11 • 175 • Jr.-2L
Pickerington, Ohio (High)



2005 Outlook — Slated to start at one cornerback position ... Speedy cover man will draw tough assignments throughout the course of the season.

2004 — An 11-game player, he recorded 46 tackles on the season from the cornerback position ... Tallied a season-best 11 tackles at Youngstown State ... Was credited with a tackle for loss versus Murray State ... Forced a fumble in the season-opener against Miami (Ohio) ... Broke up a team-high five passes, including a pair in the double-overtime victory over Illinois State ... Posted at least one tackle in 10 of 11 games.

2003 — Took over at the left cornerback position midway through the Indiana game, and started the remaining nine contests following a season ending injury to Clythel Branson ... Recorded 27 total tackles on the season, including one tackle for loss ... While breaking up two passes on the year, James also recorded two interceptions ... First pick came in the season opener against Ball State, second was at home in the 23-7 win over Eastern Illinois ... Was credited with a season-best seven tackles in the season finale at Illinois State.

2002 — Sat out the season as a redshirt.

High School — A three-year letterwinner at defensive back for Pickerington (Ohio) High, James earned multiple honors for his gridiron talents ... He was named all-state, all-district, all-county, as well as being named team Most Valuable Player ... He was coached at Pickerington by Jack Johnson.

Personal — Born October 19, 1983, Kyle Lamar James is the son of Wilbert and Kathy James of Pickerington, Ohio ... His father was a football All-American at Eastern Illinois.

Kyle James' Career Statistics

Year	G	UT	AT	Tot.	TFL	Sacks	INT	PBU	FF	RF
2004	11	24	22	46	0.5-4	0-0	0	0	1	0
2003	10	18	9	27	1-2	0-0	2	2	0	0
Totals	21	42	31	73	1.5-6	0-0	2	2	1	0

74

John Johnson, OL

6-4 • 285 • Jr.-2L
Hopkinsville, Ky. (High)



2005 Outlook — Will enter preseason camp as a contender for a guard spot along the youthful Sycamore offensive line ... Continued growth and maturity will be expected of the tough lineman.

2004 — Saw limited action throughout the season, playing in the season opener at Miami (Ohio) ... Contributed on the practice squad for the majority of the season.

2003 — Was a valuable member of the Sycamore practice squad.

2002 — Sat out the season as a redshirt.

High School — A standout offensive lineman at Hopkinsville (Ky.) High, Johnson earned *Kentucky New Era* first-team and all-Western Kentucky Conference first-team honors following his senior season ... He was coached at Hopkinsville HS by Craig Clayton ... A four-sport letterwinner, Johnson earned monograms in football, basketball, track and field and cross country.

Personal — Born September 2, 1983, John Wesley Johnson is the son of Cletus and Maria Johnson of

Under his direction, the ISU offense tossed for a school-record 2,307 yards — a combined number accumulated among Johnson, Jake Schiff and Ben Schmidt, who all saw time under center for the Sycamores.

2003 — Saw limited action until Jake Schiff went down for the season with a broken collarbone during the Western Kentucky contest ... Started the last three games for the Sycamores ... Finished the year completing 21 of 71 pass attempts for 250 yards ... Threw for three touchdowns on the season ... Enjoyed his best game of the season against Western Illinois in which he completed 13 of 29 passes for 180 yards, three TD's with only one interception ... Added another score on the ground against the Leathernecks ... Delivered the Sycamores' longest play from scrimmage of the season, a 75-yard catch and run to Scott Penick versus WIU.

2002 — Sat out the season as a redshirt.

High School — As a senior at Tell City (Ind.) High, Johnson completed 116 of 222 pass attempts for 1,515 yards and 14 touchdowns, while rushing 65 times for 260 yards and six TDs ... For his career, he completed 505 of 1017 passes for 6,927 yards and 52 TDs, gained 356 yards on 146 carries and had a long run of 74 yards ... Johnson also handled the team's punting chores.

16


Phillip Johnson, QB

6-3 • 200 • Jr.-2L
Tell City, Ind. (High)



2005 Outlook — Tall, pocket-type quarterback who will be asked to parlay his experience as a starter from last season into another strong showing this year ... Will be part of a three-way battle for the starting quarterback job when preseason camp opens.

2004 — All-Gateway Football Conference Honorable Mention ... Gateway All-Academic First Team selection ... Completed 155-of-308 passes for 1,946 yards, which ranks as the third-best single-season mark in school history ... Tossed eight touchdowns during the year ... Against Illinois State, Johnson completed 22-of-35 passes for a total of 373 yards and three touchdowns — just 19 yards short of the ISU single-game record ...



Junior Quarterback Phillip Johnson

Meet The Sycamores ...

averaging 35.9 yards per punting attempt ... A four-year letterwinner in both football and basketball, Johnson was selected as team Most Valuable Player, Team Offensive MVP, was selected to the Tremendous 26 Team as well as being a four-time all-conference honoree ... A four-year starter at Tell City, Johnson was coached by his father, Tim.

Personal — Phillip Allen Johnson was born May 24, 1983, and is the son of Tim and Roberta Johnson of Tell City, Ind.

Phillip Johnson's Career Statistics

Passing

Year	G	Eff.	Att.	Com.	INT	Pct.	Yds.	TD	Lg.	Avg.
2004	10	105.5	308	155	10	50.3	1946	8	61	194.6
2003	7	56.20	71	21	6	29.6	250	3	75	35.7
Totals	17	96.20	379	176	16	46.4	2196	11	136	129.2

Rushing

Year	G	Att	Gain	Loss	Net	Avg.	Avg/Gm	TD
2004	10	39	129	105	24	0.6	2.4	3
2003	7	14	24	45	-21	-1.5	-1.5	3
Totals	17	53	153	150	3	0.1	0.2	6

single game ... Saw double digits in tackles versus Western Illinois in which he posted 11.

2002 — Did not participate in order to concentrate on academics, but did see work with the squad during spring practice.

High School — A second-team all-state selection in 2001, Jones also earned Ledger all-county, News-Chief all-county, NAFC all-conference and all-district first-team honors following his senior season at Bartow (Fla.) High ... The team leader in tackles as both a junior and senior, he also lettered in basketball and weightlifting ... Jones' football coach at Bartow High was Richie Marsh.

Personal — Andrew R. Jones is the son of Lillian Carter Jones of Bartow, Fla., and was born October 5, 1982.


Andy Jones' Career Statistics

Year	G	UT	AT	Tot.	TFL	Sacks	INT	PBU	FF	RF
2004	10	18	29	47	3.5-11	1-8	0	2	1	0
2003	12	50	27	77	5-10	0-0	0	0	1	0
Totals	22	68	56	124	8.5-21	1-8	0	2	2	0

7

Andy Jones, LB


6-1 • 230 • Jr.-2L
Bartow, Fla. (High)



2005 Outlook — Quick, ranging defender will see significant time in the new 4-2 defensive alignment ... Known for his emotional, hard-hitting and vocal style of play as well as his intimidating presence.

2004 — Saw action in 10 contests, despite battling a wrist injury for a majority of the campaign ... Tallied 47 tackles, including 18 solos ... Set a season-high twice with eight tackles against Eastern Illinois and Murray State ... Recorded four tackles for loss on the season ... Credited with a sack in an overtime victory over EIU ... Also forced a fumble against the Panthers ... Broke up two passes ... Finished the season with six tackles versus UNI and Southern Illinois.

2003 — Started the Sycamores last four contests at the linebacking position ... Recorded 77 total tackles on the year, including 50 solos ... Had five tackles for loss ... Forced a fumble against Western Kentucky ... Was in on a season-best 16 tackles in the season finale at Illinois State, including seven solo stops ... Those 16 tackles were the most stops by a player during any



Junior Quarterback Phillip Johnson

Meet The Sycamores ...

1

John Jordan, DB

5-9 • 175 • Sr.-1L

Junction City, Kan. (Butler C.C.)



2005 Outlook — Experienced defensive back who will show bursts of speed and will benefit from increased playing time under the Sycamores' new 4-2 defensive alignment.

2004 — Saw action in eight contests, posting a total of 34 tackles, including 19 solo stops ... Recorded a tackle for loss at Western Illinois ... Pulled down a pair of interceptions in the overtime victory over Illinois State ... Against the Leathernecks, recorded a season-high eight tackles ... Followed that showing with seven stops against SMS.

Previous School — Jordan transferred in from Butler County Community College as a 5-9, 170 pound defensive back ... Was an all-conference performer in the defensive back position at BCC.

John Jordan's Career Statistics

Year	G	UT	AT	Tot.	TFL	Sacks	INT	PBU	FF	RF
2004	8	19	15	34	1-2	0-0	2	1	0	0
Totals	8	19	15	34	1-2	0-0	2	1	0	0

34

Kris Karagory, RB

5-11 • 220 • Sr.-3L

Portage, Ind. (High)



2005 Outlook — A bruising "North-South" type runner will complement the speed bursts from others in the Sycamore backfield.

2004 — Saw action in all 11 contests ... Rushed twice for a total of 8 yards ... Caught a pair of passes for 12 yards ... Returned a kickoff for seven yards versus Illinois State ... Long rush of the year was an eight-yard burst in the season finale at Southern Illinois.

2003 — Named second team All-Gateway Football Conference Academic ... Only started one contest, but it was his best to date as the fullback assumed featured back duties at Illinois State and promptly dashed for a career-best 132 yards against the Red-

birds ... Finished the season with 241 yards on the ground on 48 rushes ... Scored his lone touchdown of the season in the 17-10 win at Murray State ... Came out of the backfield to catch three passes for 24 yards, including a long of 15 ... Long gain of the year was a 30-yard run at Illinois State.

2002 — Burst onto the Sycamore football scene by playing in all 12 games as a true freshman and gaining 64 yards on 16 carries, an average of 4.0 yards per carry ... Started at fullback in all 12 contests throughout the season and came out of the backfield to catch three passes on the season for 23 yards ... Long play of the year was a 23-yard reception from Julian Reese in the regular season finale against Illinois State ... Also saw his most extensive action of the season rushing against the Redbirds when he gained 27 yards on six attempts.

High School — Karagory enjoyed a fine senior campaign at Portage High, amassing 177 carries for 1,034 yards and 13 touchdowns ... He also caught 10 passes for an additional 204 yards ... Defensively, Karagory was a standout linebacker, making 107 tackles, with five tackles for lost yardage three fumble recoveries and one interception ... He was selected as an IFCA Top-50, Times first-team all-area, Post-Tribune first-team all-area, all-Duneland Conference and was an Associated Press all-state honorable mention. He was coached at Portage by Craig Buzzea.

Personal — Born July 15, 1984, Kristofer Ryan Karagory is the son of Robert and Susan Karagory of Portage, Ind.

Kris Karagory's Career Statistics

Rushing

Year	G	Att	Gain	Loss	Net	Avg.	Avg/Gm	TD
2004	11	2	8	0	8	4.0	0.7	0
2003	11	48	250	9	241	5.0	21.9	1
2002	12	16	64	0	64	4.0	5.3	0
Totals	34	66	322	9	313	4.7	9.2	1

Receiving


Year	G	No.	Yds.	Avg.	TD	Long
2004	11	2	12	6.0	0	8
2003	11	3	24	8.0	0	15
2002	12	3	23	7.7	0	23
Totals	34	8	59	7.4	0	23

Meet The Sycamores ...

38

Brian Lewis, RB

5-10 • 210 • Jr.-SQ
Jasper, Ind. (High)



2005 Outlook — Will challenge for playing time in the Sycamores' single-back offensive sets ... Will also get a look on special teams.

2003 — Saw action against UNI ... Spent majority of the season serving as a valuable member of the scout team.

2003 — Did not see game action, however was a valuable member of the practice squad.

2002 — Sat out the season as a redshirt.

High School — The Southern Indiana Player of the Year, Lewis enjoyed a standout prep career at Jasper High, gaining 4,235 rushing yards and 67 TDs ... As a senior in 2001, he rushed for 2,001 yards on 331 carries, scoring 34 TDs and set an Indiana championship game marks for rushing yardage (211), points scored (24) and rushing TDs (4) ... A team captain, he was named Associated Press, Bloomington Herald and IFCA all-state ... As a junior, he had 239 carries for 1,454 yards and 26 TDs ... He was coached at Jasper High by Jerry Brewer.

Personal — Born August 6, 1983 and is the son of Dennis and Cathy Lewis of Jasper, Ind.

Coaches Association All-Star Football Classic ... He used his athletic abilities to letter in baseball and track and field as well.

Personal — Born November 11, 1984, Brandon Matthew Logan is the son of George and Estella Logan ... He plans to major in Elementary Education.

Brandon Logan's Career Statistics

Year	G	UT	AT	Tot.	TFL	Sacks	INT	PBU	FF	RF
2004	10	9	7	16	0-0	0-0	0	0	0	0
Totals	10	9	7	16	0-0	0-0	0	0	0	0

89

Sam Logan, WR

6-1 • 205 • Jr.-2L
Kentland, Ind./South Newton



2005 Outlook — Will continue to be used heavily in the Sycamores' rotation of wideouts ... Has the ability to show great speed and extraordinary pass catching skills.

2004 — All-Gateway Football Conference Second Team selection ... Paced the squad and finished second in the conference with 55 receptions — a school single-season record ... Caught at least two passes in each game while becoming the first Sycamore since 1988 to record three 100-yard receiving games ... Hauled in a season-best 10 passes for 114 yards at Western Kentucky ... Most yards in a game came

41

Brandon Logan, LB

5-11 • 220 • So.-1L
Fort Wayne, Ind./Snider




2005 Outlook — Quick linebacker who performs well when the situation dictates.

2004 — Recorded 16 tackles, seeing action in 10 contests ... Enjoyed a season-best four tackles against Murray State.

2003 — Sat out the season as a redshirt.

High School — Logan capped off a spectacular career at Snider High School by becoming the all-time leading tackler in school history ... A three-time member of the all-conference team, he was also named all-state and all-area ... Logan was one of eight Sycamore recruits to play in 2003 Indiana Football



Junior Wide Receiver Sam Logan

Meet The Sycamores ...

against Illinois State, when he put up five catches for 161 yards, including a 58-yard catch-and-run which tied the contest against the 'Birds and sent the game into overtime ... Also topped the 100-yard plateau with a 130-yard performance against SMS ... Finished the season with 55 catches for 760 yards and two TDs.

2003 — Named the Gateway Football Conference's Offensive Player of the Week following the Eastern Illinois contest ... Caught five passes for 104 yards in the contest while scoring once ... Was third on the team with 15 catches, amassing 241 yards — an average of 16.1 yards per catch ... Reached the end zone twice during the year, once against EIU and once versus Western Illinois ... Long play was a 34-yard scoring strike from Jake Schiff against EIU ... Recorded three multi-reception contests including Eastern Illinois (5), Western

Illinois (2) and Western Kentucky (3).


2002 — Sat out the season as a redshirt.

High School — A standout receiver while at South Newton High, Logan earned Associated Press and *Bloomington Herald-Times* All-State accolades as well as being an IFCA Top-50 selection following his senior campaign ... Over his three-year varsity career, he ranked second among all-time Indiana prepsters with 162 catches for 3,271 yards and an Indiana schoolboy-record 48 TDs while defensively he nabbed 23 interceptions.

Personal — Samuel DeVon Logan was born May 5, 1983 is the son of Greg and Jill Logan of Kentland, Ind.

Sam Logan's Career Statistics

Year	G	No.	Yds.	Avg.	TD	Long
2004	11	55	760	13.8	2	58
2003	11	15	241	16.1	2	34
Totals	22	70	1001	14.3	4	58



Senior Defensive Lineman Anipati Mailo

51

Anipati Mailo, DE

6-3 • 250 • Sr.-1L

Walalua, Hawaii (Hawaii)



2005 Outlook — This strong bookend defensive lineman utilizes his speed to reek havoc on the opponent's offensive backfield ... His presence will be key in the Sycamores' four-man defensive front-line.

2004 — Played in 10 games for ISU, posting 20 total tackles, including 11 solo stops ... Enjoyed a season-best five tackles at Western Illinois ... Compiled 2.5 tackles for loss on the season ... Had a four tackle outing at Youngstown State.

Previous School — Recorded 10 tackles, notched a fumble recovery and took the team's Special Forces Award for outstanding special teams' play while at the University of Hawaii.

High School — At Kahuku High School in Waialua, Hawaii, Mailo was an all-state and USA Today Honorable Mention All-American his senior season ... Garnered his team's Defensive Most Valuable Player Award while recording a team-leading 100 tackles, three sacks and eight pass breakups as a senior.

Anipati Mailo's Career Statistics

Year	G	UT	AT	Tot.	TFL	Sacks	INT	PBU	FF	RF
2004	10	11	9	20	2.5-6	0-0	0	0	0	0
Totals	10	11	9	20	2.5-6	0-0	0	0	0	0

Meet The Sycamores ...

23

Bryan McCulley, RB

6-1 • 210 • So.-1L
Indianapolis, Ind. (Pike)



2005 Outlook — Will get a look in the backfield rotation ... Could receive a special teams assignment.

2004 — Saw action in eight contests, all in a special teams role.

2003 — Sat out the season as a redshirt.

High School — Leading the conference in yards per carry (12.7) after five games as a senior at Pike High School, McCulley received the Mental Attitude Award in football ... He also received all-state honors in rugby ... His father, Skip McCulley, played football at the University of Toledo.

Personal — Born March 13, 1985, Bryan Patrick McCulley is the son of Skip and Maggie McCulley of Indianapolis, Ind. ... Major is International Studies.

52

Paul McGuire, OL

6-4 • 325 • Fr.-RS
Terre Haute, Ind. (North Vigo)



2005 Outlook — Will add depth to the youthful Sycamore offensive front line.

2004 — Sat out the season as a redshirt.

High School — A two-sport letterwinner in football and track and field ... Named to the All-Region 6 all-star team. He was also All-MIC first team and All-state honorable mention ... Reached the Indiana High School state finals in the boy's discus throw in the spring of 2004.

Personal — Born April 6, 1986 Paul A. McGuire is the son of Tim and Judy McGuire ... Father, Tim, is the former head coach football coach at both Indiana State and Morningside College ... His brother, Tim, Jr., is a former player and assistant coach with the Sycamores.

54

William McDonald, LB

6-2 • 240 • Sr.-1L
Lakeland, Fla. (Fort Scott)



2005 Outlook — Tall and alert, McDonald has some of the best closing speed on the team.

2004 — In five contests, recorded five tackles ... Was credited with a two tackles at WKU and SIU.

Previous School — Finished all-conference in 2003 at Fort Scott Community College.

High School — He was a three-sport letterwinner in high school in football, basketball and track and field ... Named all-region in both football and basketball ... Took team MVP honors his senior year in both basketball and football.

Personal — Born August 5, 1983 William McDonald is the son of Garcia Davis ... Majoring in Electronics Technology.

William McDonald's Career Statistics

Year	G	UT	AT	Tot.	TFL	Sacks	INT	PBU	FF	RF
2004	5	2	3	5	0-0	0-0	0	0	0	0
Totals	5	2	3	5	0-0	0-0	0	0	0	0

88

David McMannus, DE

6-3 • 240 • Sr.-1L
Delevan, N.Y. (Eric C.C.)



2005 Outlook — One of the toughest players on the team, McMannus will switch to defensive end after seeing action as a backup tight end a season ago ... Will be on the fastest and strongest players along the Sycamore defensive front.

2004 — Saw action in seven contests, catching one pass for 25 yards at Western Illinois.

Previous School — Played two seasons at Erie Community College where he had 15 receptions last season for 245 yards and three touchdowns ... Was a JUCO Preseason All-American and was named to the all-Northwest Conference first team ... Garnered the New York Scholar Athlete of the Year Award in 2003.

High School — Standout at Pioneer High School in three sports — football, basketball and track & field ... Received numerous all-conference and all-area mentions ... Was an all-state performer in football and track & field.

Personal — Born October 27, 1978 David Michael McMannus is majoring in exercise science and plans to

Meet The Sycamores ...

be a strength and conditioning coach ... Hobbies include weight lifting and playing the guitar. He made the Dean's list in 2003.

David McMannus' Career Statistics

Year	G	No.	Yds.	Avg.	TD	Long
2004	7	1	25	25.0	0	25
Totals	7	1	25	25.0	0	25

27

Madison Miller, DE

6-4 • 230 • Jr.-SQ
Indianapolis, Ind. (Arlington)



2005 Outlook — This tall, slender defensive end provides a different challenge for opponents as his speed and elusiveness give him an edge against offensive linemen protecting versus the pass.

2004 — Saw action in three contests, recording two tackles.

High School — A three-sport letterwinner at Indianapolis Arlington High School, Miller won a Regional Championship in track and field in the long jump as a junior ... As a senior, was voted his team's Defensive Player of the Year, and team Most Valuable Player ... As a senior, qualified for IHSA State Long Jump Finals.

Personal — Born Madison Miller on February 29, 1984 to Madison Miller in Indianapolis, Ind. ... Physical Education major ... His father, Madison, Jr., ran track and field for Indiana State.

92

Kyle Mitchell, DE

6-2 • 235 • Sr.-3L
East Chicago, Ind. (Central)




▶▶▶ All-AMERICAN CANDIDATE ◀◀◀

2005 Outlook — All eyes will be on the speedy bookend, who needs just two sacks this season to tie the ISU career record of 24 held by Shannon Jackson and Troy Lafevria.

2004 — Named All-Gateway Football Conference for the second time in his career ... Honorable Mention Academic All-Gateway ... Tallied 45 tackles on the season ... Recorded three quarterback sacks on the season ... Had 5.5 tackles for loss ... Recovered two

fumbles during the season, including a key recovery at the goal line to help ISU to its double overtime victory over Illinois State ... Was credited with a season-best eight tackles at Western Illinois, with one sack ... Had two tackles for loss versus SMS.

2003 — Named to the All-Gateway Conference first team ... Was a third team All-America selection by Don Hansen's Football Gazette ... Garnered second-team All-Gateway Scholar Athlete honors ... The Sycamores' lost yardage leader continued his stellar ISU career by recording 70 total tackles, including 12 for a loss of minus 61 yards to tie for the team lead ... Led the squad with eight sacks for minus 49 yards ... Returned an interception 72 yards for his first career touchdown at conference champion Northern Iowa, leading to being named Gateway Co-Defensive Player of the Week ...



Senior Defensive Lineman Kyle Mitchell

Meet The Sycamores ...

Recovered two fumbles on the season ... Had a season-best three tackles for loss against Youngstown State ... Notched at least one sack in five of the six conference games that he played in ... Was credited was a season-high 10 total tackles against Western Illinois ... Member of the 2002 Gateway Football Conference All-Newcomer team.

2002 — The heralded redshirt freshman burst onto the Sycamore football scene in his first year en route to receiving Gateway Football Conference All-Newcomer honors as well as finishing runner-up in the league's annual Newcomer Of The Year voting ... Mitchell became known as the Sycamore's lost-yardage leader by amassing team-leading totals in tackles for loss, 23, and sacks, 11 ... He was the team's fifth-leading tackler overall with 74 take downs, including 47 of the solo variety ... Mitchell also received credit for nine quarterback hurries and one forced fumble ... A mainstay at the left end position for the Sycamores, Mitchell played in all 12 games, starting 11.

2001 — Mitchell sat out the season as a redshirt.

High School — Mitchell, who runs a 4.65 in the 40-yard dash, earned all-conference honors his senior year at East Chicago High, as well as being a honorable mention all-region selection ... While at East Chicago Central, he was the teammate of former Sycamores James Braden and Marcus Williams and was coached by Mark Hidalgo.

Personal — The son of Albert Mitchell, Kyle was born February 7, 1983 ... He is a member of the ISU Athletic Director's Honor Roll.

Kyle Mitchell's Career Statistics

Year	G	UT	AT	Tot.	TFL	Sacks	INT	PBU	FF	RF
2004	10	26	19	45	6-17	3-12	0	2	0	2
2003	12	40	30	70	12-61	8-49	1	1	0	2
2002	12	47	27	74	23-77	11-49	0	2	1	0
Totals	34	113	76	189	41-155	22-110	1	5	1	4

the season — at Western Kentucky ... Forced two fumbles (vs. SMS and Southern Illinois) and recovered two fumbles (at Western Illinois and vs. SMS) ... Broke up a pass versus the Bears.

2003 — Team leading tackler with 101 stops, 63 of which were solo stops ... Recorded three quarterback hurries and three tackles for loss during the year ... Started 11 contests, and had six games in which he surpassed double digits in tackles, including his season best 13 tackle effort at SMS ... Finished the season with three straight double digit tackle efforts ... Paced the squad with 11 stops against Eastern Illinois ... Also led the defense with 10 total tackles versus Western Illinois.

2002 — Saw action in 11 games, recording 21 tackles and pulling down an interception for a return of 28 yards in the season opener at Western Michigan.

2001 — Morton sat out the season to concentrate on academics.

High School — A standout two-way player, Morton ranked among team tackle leaders for three consecutive seasons while registering 11 career interceptions ... Offensively he gained 2,500 rushing yards and 800 passing yards while accounting for 35 TDs ... He was coached at Rushville High by Phil Morris.

Personal — Born June 14, 1983, Darryl Keith Morton is the son of Joyce Walker of Jasper, Ind. ... He is majoring in Recreation and Sport Management.

Darryl Morton's Career Statistics

Year	G	UT	AT	Tot.	TFL	Sacks	INT	PBU	FF	RF
2004	9	10	9	19	0.5-3	0-0	0	1	2	2
2003	12	63	38	101	3-3	0-0	0	0	0	0
2002	8	11	10	21	1-1	0-0	1	1	0	0
Totals	29	84	57	141	4.5-7	0-0	1	2	2	2

46

Darryl Morton, LB

6-1 • 220 • Sr.-3L
Rushville, Ind. (Rushville)



2005 Outlook — Hard-hitting and vocal leader who will be a key ingredient to a successful defense season.

2004 — Saw action in nine contests, recording 19 tackles, including 10 solo stops ... Recorded a season-best seven stops against SMS ... Had one tackle for loss on

Meet The Sycamores ...

80

Markus Naves, WR

5-11 • 185 • Jr.-1L
Grand Rapids, Mich. (Central Michigan)



2005 Outlook — This speedy wide receiver proved to be a playmaker in 2004, and will excel under the new Sycamore offensive attack.

2004 — Made 27 receptions for 465 yards and a pair of touchdowns ... Long catch of the year was a 61-yarder at Youngstown State ... Also made a catch of 57 yards for a score in the overtime victory over Illinois State ... Enjoyed a season-best seven catch, 111-yard performance at Eastern Illinois ... Made at least one reception in 10 of the 11 Sycamore contests ... Recovered a LaDrelle Bryant blocked punt versus Murray State in the endzone for his other TD ... Made two special teams tackles.

Previous School — Saw limited action in one season with Central Michigan University.

High School — Naves, a transfer from Central Michigan, was a three-sport letterman in basketball (3), football (2) and track and field (3) ... Helped Creston win two city championships and post an 18-4 mark in two seasons... Named all-city and all-area in football ... In his senior season he had 32 receptions for 756 yards and six touchdowns ... Named all-area in basketball and track three different times.

Personal — Born September 7, 1983 Markus Javone



Junior Wide Receiver Markus Naves

Naves is the son of Annette Holmes and Richard Naves ... Majoring in Sport Management and wants to become a sports agent ... Believes the best thing about college football is the fans.

Markus Naves' Career Statistics

Year	G	No.	Yds.	Avg.	TD	Long
2004	11	27	465	17.2	2	61
Totals	11	27	465	17.2	2	61

68

Zach Odle, OL

6-4 • 285 • So.-1L
Indianapolis, Ind. (Franklin Central)



2005 Outlook — Made great strides during the past season and will continue to be a solid contributor along the Sycamore offensive front line.

2004 — Started two contests at left guard before missing the remainder of the season due to an illness.

2003 — Sat out the season as a redshirt.

High School — This Indiana schoolboy brings impressive size and credentials to the Sycamores' offensive line unit ... A three-year letterwinner and a two-time all-conference selection at Franklin Central High School, Odle was named honorable mention all-state as a senior when he graded out at 87 percent, which included 27 pancakes in 11 games ... He also earned a pair of letters in track and field.

Personal — Born September 5, 1984, Zach K. Odle is the son of Stan and Judy Odle of Indianapolis, Ind.

Meet The Sycamores ...

86

Jamie Petrowski, TE

6-4 • 225 • Sr.-3L
Terre Haute, Ind. (North Vigo)




2005 Outlook — One of two powerful tight ends for the Sycamores, each of which will be featured in ISU's new offensive scheme.

2004 — Played in all 11 contests ... Made 26 catches for 301 yards and two touchdowns ... Long catch of 30 yards came at Youngstown State ... Best game of the season came versus the Penguins, when he caught six passes for 72 yards ... Made at least one reception in 10 of 11 contests ... Made two special teams tackles ... Reached the end zone against Illinois State and YSU.

2003 — Six-game starter at the H-back position, made three catches on the year for 34 yards ... Long of the year was a 23-yarder from Jake Schiff versus Western Kentucky.

2002 — Saw action in nine games for the Sycamores and pulled down four catches for 44 yards and a touchdown ... His lone score of the season came as he enjoyed a season-high, three-catch day against Murray State.



Senior Tight End Jamie Petrowski

High School — A four-year football letterwinner, Petrowski caught 35 passes for 527 yards and six touchdowns as a senior at Terre Haute North ... Following his senior season, he was named *Herald-Times* all-state.

Personal — James Stanley Petrowski was born July 12, 1982, in Terre Haute, Ind. ... The son of Jim and Marilyn Petrowski of Terre Haute, Jamie is a Pre-med major at Indiana State.

Jamie Petrowski's Career Statistics

Year	G	No.	Yds.	Avg.	TD	Long
2004	11	26	301	11.6	2	30
2003	8	3	36	12.0	0	23
2002	9	4	44	11.0	1	14
Totals	28	33	381	11.5	3	30

44

Jared Rosenow, LB

6-1 • 210 • So.-1L
Maryville, Tenn. (William Blount)



2005 Outlook — After continued development along with the defensive linebacking corps, the heady Rosenow will vie for time in the Sycamore rotation.

2004 — Saw limited action as a reserve, recording seven tackles in eight contests played ... Posted a season-best, three-tackle outing at Western Illinois, where he also forced a fumble.

2003 — Sat out the season during a redshirt year.

High School — Totaling 86 career tackles, including 15 for a loss, Rosenow was named honorable mention all-state and all-region during his four-year career at William Blount (Tenn.) High School ... He led his team in tackles behind the line of scrimmage, which earned him the defensive player of the year honor. ... A menace on defense, Rosenow collected two interceptions (one for a touchdown), recovered two fumbles and forced another two.

Personal — Born September 29, 1985, Jared Charles Rosenow is the son of Kory and Colleen Rosenow of Maryville, Tenn.

Jared Rosenow's Career Statistics

Year	G	UT	AT	Tot.	TFL	Sacks	INT	PBU	FF	RF
2004	8	4	3	7	0-0	0-0	0	0	1	0
Totals	8	4	3	7	0-0	0-0	0	0	1	0

25

Martuan Sample, RB

5-11 • 215 • Sr.-1L
Toledo, Ohio (Arizona Western)



2005 Outlook — The hard-running, dependable Sample will be a front-runner for the starting position in the Sycamore one-back offensive set this fall.

2004 — In 10 contests, Sample rushed 54 times for a total of 199 yards and a touchdown ... His long run of the year was a 34-yarder at Youngstown State ... Raced for a season-best 72 yards on 13 attempts versus UT-Martin ... Found the end zone against the SkyHawks ... Caught two passes versus the Penguins for a total of nine yards ... Returned 10 kickoffs during the season for an average of 15.9 yards per attempt ... Long return of the year was a 40-yard burst versus UT-Martin.

Previous School — Completed a two-year stint at Arizona Western College ... He was named a second team all-conference rusher and was twice named his league's offensive player of the week.

High School — While at Rogers High School in Ohio, he was a four-year letterwinner in football. ... Named to the Big 5 All-Star team ... In 2001 he was a member of the Ohio All-Stars.

Personal — Sample is a native of Toledo, Ohio ... He is majoring in Radio/TV/Film.

Martuan Sample's Career Statistics

Rushing

Year	G	Att	Gain	Loss	Net	Avg.	Avg/Gm	TD
2004	10	54	210	20	199	3.7	19.9	1
Totals	10	54	210	20	199	3.7	19.9	1

Receiving

Year	G	No.	Yds.	Avg.	TD	Long
2004	10	2	9	4.5	0	10
Totals	10	2	9	4.5	0	10

14

Ben Schmidt, QB

6-2 • 190 • So.-1L
Jasper, Ind. (High)



2005 Outlook — Looking to continue to develop, Schmidt will showcase his skills once again in pre-season drills looking for playing time at the quarterback position.

2004 — Made the most of his opportunities, playing in five contests for the Sycamores, receiving his first career start versus Murray State ... Responded by completing 12-of-19 passes for 156 yards, including a long of 38 in earning a non-conference victory ... Led the Sycamores to an overtime win at Eastern Illinois, the week before by completing 6-of-12 passes for 62 yards, including a pair of key fourth down conversions that allowed ISU to drill a game-tying field goal as time expired in regulation.

2003 — Sat out the season during a redshirt year.

High School — A twin brother of teammate Chris Schmidt, Ben threw for 2,577 yards and 34 touchdowns in two years as the starting quarterback for Jasper High School ... During his senior season, Ben threw for 1,376 yards and 20 touchdowns and ran for 1,183 yards and scored 18 touchdowns ... He was an AP Honorable Mention All-State selection in 2001 and 2002 and was named a member of the Tremendous Twenty-Six Indiana in 2002 ... Quarterbacking the Wildcats to a 4-A State Championship title in 2001, Ben was an All-Big 8 Conference selection during his junior and senior seasons ... Named to the *Bloomington Herald-Times* Top 33 All-State Team and the Indiana Football Coaches Association All-State Team ... Ben was a three-year starter for the baseball team, who won the 3-A State Championship in 2000.

Personal — Born November 11, 1984, Benjamin E. Schmidt is the son of Mark and Kathy Schmidt of Jasper, Ind.

Ben Schmidt's Career Statistics

Passing

Year	G	Eff.	Att.	Com.	INT	Pct.	Yds.	TD	Lg.	Avg.
2004	5	117.1	31	18	0	58.1	218	0	38	43.6
Totals	5	117.1	31	18	0	58.1	218	0	38	43.6

Rushing

Year	G	Att	Gain	Loss	Net	Avg.	Avg/Gm	TD
2004	5	11	16	18	-2	-0.2	-0.4	0
Totals	5	11	16	18	-2	-0.2	-0.4	0

Meet The Sycamores ...

47

Shelby Smith, DE

6-2 • 260 • Fr.-RS
Terre Haute, Ind. (West Vigo)



2005 Outlook — With a redshirt year under his belt, Smith looks to break into the rotation this season.

2004 — Sat out the season during a redshirt year.

High School — Named two-time all-conference in the Western Indiana Conference ... Was also named an AP All-State honorable mention and an All-Vigo County Co-Captain. He was an Indiana North vs. South all-star nominee for football ... Honor roll student who served as his senior class president.

Personal — Born August 11, 1985 Shelby Ryan Smith is the son of Mark and Lori Smith.

67

Fred Staugh, OL

6-4 • 300 • Jr.-1L
Flower Mound, Texas (Colorado)




2005 Outlook — One of the true heavyweights along the Sycamore offensive front, this imposing figure will be a tough one to handle for Sycamore opponents this fall.

2004 — Received Gateway Football Conference All-Newcomer team status following a campaign in which he started 11 games at right guard ... Was a lead blocker for an ISU team which set the single-season school record for passing yards with 2,307 ... The Sycamores averaged 131 rushing yards and 340.7 yards of total offense per game ... Staugh blocked for Jake Shields and Sidney Montfort against Tennessee-Martin as they became the first tandem to rush for 100 yards in a single game since 1992.

Previous School — Redshirted for a season, member of practice squad at Colorado.

High School — As a senior, earned Prep Football Report All-Southwest honors, with Rival.com ranking him as the No. 61 offensive guard in the country ... Earned Prepstar All-Midlands Honorable Mention as well as second team all-district honors ... Blocked for a 1,500-yard rusher and allowed just one sack ... As a junior, allowed a single sack, and helped a pair of backs combine for 1,600-plus yards.

Personal — Born Frederick Robert Staugh on Oct. 5, 1984, to Fred and Donna Staugh in Newark, Ohio ... Grew up in Ohio, before moving to Texas as a high school sophomore ... Majoring in Business Management.



Junior Offensive Lineman Fred Staugh

Meet The Sycamores ...

94

Prenny Stokes, DE

6-4 • 270 • So.-1L
Lafayette, Ind. (McCutcheon)



2005 Outlook — With a year of development under his belt and some playing experience, Stokes will receive time along the Sycamore defensive front.

2004 — Made 11 tackles after seeing action in seven contests ... Enjoyed a season-best four tackle performance at Western Kentucky, where he also recorded one tackle for a loss ... Broke up a pass versus UT-Martin.

High School — Four-sport letterwinner at Lafayette's McCutcheon High School ... Named all-state, all-area and all-conference as a senior ... Was his team's Defensive M.V.P. ... Qualifier for the IHSAA Regional Track meet ... A conference champion wrestler.

Personal — Born Prentis Foster Stokes on February 15, 1985 to Andrew and Matilda Stokes in Lafayette, Ind. ... Majoring in African American Studies ... His father, Andrew, was a professional boxer from 1981-87.

73

Chris Triplett, OL

6-4 • 330 • Jr.-RS
Ellisville, Miss. (Jones County J.C.)



2005 Outlook — Bulky offensive lineman will provide a solid base for the Sycamore front line this season.

2004 — Redshirted following a preseason injury.

Previous School — Triplett, an offensive lineman from Jones County Junior College comes to ISU after being named to the conference preseason all-state team ... Also received the leadership award his sophomore season.

High School — While attending Watkins High School he lettered all four seasons in football ... An all-state selection his junior and senior year ... All-District and all-area two-time selection.

Personal — Born November 1, 1983, Christopher Todd Triplett is the son of Shirley Triplett ... Majoring in sport management.

Prenny Stokes' Career Statistics

Year	G	UT	AT	Tot.	TFL	Sacks	INT	PBU	FF	RF
2004	7	4	7	11	1-4	0-0	0	1	0	0
Totals	7	4	7	11	1-4	0-0	0	1	0	0

50

Mike Thorpe, OL

6-2 • 300 • So.-1L
Punta Gorda, Fla. (Port Charlotte)



2005 Outlook — Will rise to the top of the depth chart at the center position along a youthful Sycamore offensive front line.

2004 — Opening day starter at center versus Miami (Ohio) where he suffered a season-ending knee injury.

2003 — Sat out the season as a redshirt.

High School — Tough-nosed player who was a high school teammate of former Sycamore, Shawn Stackhouse ... A two-year letterwinner along the line, he was an honorable mention all-stater and was an all-area and all-conference player his senior season.

49

Nick Urankar, PK

5-10 • 190 • Jr.-2L
North Judson, Ind. (High)



2005 Outlook — Urankar will look to continue to be a solid asset for the Sycamores on kickoffs and long field goal attempts.

2004 — Handled the bulk of the Sycamores' kickoff attempts ... Valuable wide receiver on the scout team.

2003 — Kickoff specialist who handled all attempts.

High School — An all-state selection during his junior and senior seasons at North Judson-San Pierre High School, Urankar connected on 27-of-44 field goals as a four-year letterwinner ... The special team's player of the year in 1999, 2001 and 2002 also handled the punting duties, averaging 36 yards during his senior year ... Urankar was named to the South Bend Tribune All-Area team and participated in the North-South All-Star Game as a senior.

Personal — Born February 13, 1984, Nicholas G. Urankar is the son of Tracey Hoff of North Judson, Ind.

Meet The Sycamores ...

77

Greg Vallejo, OL

6-6 • 350 • Sr.-3L
Donna, Texas (High)



2005 Outlook — Vallejo will begin the season as a backup at the right tackle position but with his size and ability could move into the rotation or starting lineup during the season.

2004 — Started at right tackle versus Eastern Illinois ... Played significant minutes at the tackle position as a backup throughout the remainder of the season.

2003 — Saw limited action throughout the season due to injury ... Valuable member of the Sycamore practice squad.

2002 — Vallejo worked his way into the Indiana State starting lineup by mid-season, starting six games for the Sycamores at the right tackle position ... Enjoyed great success as a starter for the Sycamores, using his size to open running paths for the pressing ISU ground game.

High School — This Texas schoolboy product brings impressive size and credentials to the Sycamores' offensive line unit ... An all-District 31-5A performer, Vallejo also earned all-area and all-valley, as well as all-state honorable mention honors following his senior season with the Redskins. Vallejo was also named Offensive Lineman of the Year following the 2001 campaign ... As a junior, he helped lead Donna HS to an 11-1 record and a berth in the state quarterfinals ... He was coached at Donna High by David Evans.

Personal — Born January 14, 1984, Gregorio Vallejo is the son of Gregorio and Maria Vallejo of Donna, Texas.

versus Eastern Illinois and Murray State ... Returned an interception 24 yards versus UT-Martin, also picked off a pass on the final play of the game against Eastern Illinois to secure an overtime victory ... Recovered a fumble against Murray State.

2003 — Sat out the season as a redshirt year.

High School — A dual-sport athlete in football and track and field, Williams used his quickness to excel in both sports ... As a senior at Robert E. Lee (Fla.) High School, he earned second team all-state honors as a free safety where he was also named "Outstanding Linebacker of the Year" and ranked second on the team with five sacks ... Earning three letters in football, Williams collected 250 career tackles, eight interceptions, five blocked punts, 2 blocked field goals, seven sacks and four fumble recoveries.

Personal — Born June 24, 1984, Derrick Bernard Williams is the son of Margaret Thomas of Jacksonville, Fla.

Derrick Williams' Career Statistics

Year	G	UT	AT	Tot.	TFL	Sacks	INT	PBU	FF	RF
2004	10	39	36	75	2-7	0-0	2	2	0	1
Totals	10	39	36	75	2-7	0-0	2	2	0	1

31


Derrick Williams, DB

5-11 • 200 • So.-1L
Jacksonville, Fla. (Robert E. Lee)



2005 Outlook — Impressive as a freshman, this speedy safety will look to excel as part of the Sycamores' new 4-2 defensive alignment.

2004 — Played in 10 games for the Sycamores, recording 75 tackles, including 39 solo stops ... Had three double-digit tackle performances, including a 12 tackle outing at Western Kentucky ... Posted 10 stops



Sophomore Defensive Back Derrick Williams

75

Matt Winger, OL

6-7 • 310 • So.-1L
Lafayette, Ind. (McCutcheon)



2005 Outlook — Tall and stout, Winger will look to continue to grow this season and compete for a spot in the rotation along the Sycamore offensive front line.

2005 — Saw limited action as a backup along the Sycamore offensive front line.

2003 — Sat out the season as a redshirt year.

High School — This four-year letterwinner out of McCutcheon High School received second team all-area and all-conference honors as a senior ... Winger was named a *Gridiron Digest* Top Returning senior in 2003 and earned the Mental Attitude Award ... Blocking 88 percent as a senior, he also collected 12 pancakes.

Personal — Born May 25, 1984, John Matt Winger is the son of James Winger and Judy Korb of Dayton, Ind.

Robert Barcliff, RB

5-10 • 200 • Fr.-HS
Wythville, Va. (Hargrave Military)

High School — Played one season at Hargrave Military Academy ... At George Wythe High School lettered for four seasons in football and three years in track ... At Wythe, was a four-time all-stater and played in the Virginia All-Star contest ... Named his team's Most Valuable running back in both his junior and senior seasons.

Personal — Born Robert Barcliff on January 25, 1985 to Betty and Steve Irvin in Wythville, Va.

Jack Byrne, OL

6-3 • 280 • Fr.-HS
Evergreen Park, Ill. (St. Rita of Cascia)

High School — First team All-Chicago Catholic Leaguer in both his junior and senior seasons ... First team *Chicago Sun Times* all-area and all-state selection twice ... Two-time *Chicago Tribune* all-state selection ... Named Class 6A All-State by Illinois High School Football Coaches Association as a senior ... During senior season, named Second Team All-State by *Champaign Gazette* ... Team captain his senior year.

Personal — Born John Anthony Byrne on September 5, 1986 to Tom and Kathy Byrne in Oak Lawn, Ill ... Brother, Tom Byrne, recently played football at Valparaiso from 1999-2002.

Shonda Faulkner, LB

5-10 • 210 • Jr.-TR
Poukeepsie, N.Y. (Hudson Valley C.C.)

Previous Schools — Recorded a career-best 19 tackles against Erie Community College in 2004 ... As a captain, recorded 96 tackles, 15 for loss, a sack, three blocked kicks, two forced fumbles and four fumble recoveries ... Took home first team all-conference honors as a sophomore ... Was awarded multiple Northeast Junior Football Conference special teams, defensive and conference player of the week awards ... Finished his freshman season with 48 total tackles, four tackles for loss, two passes defended and a sack ... Multi-sport athlete at Poughkeepsie (N.Y.) High School, lettering in football, track, basketball and baseball ... As a senior at Poughkeepsie, earned all-section and all-league honors ... Named to the *Poughkeepsie Journal* All-Star team following his senior season ... Was the 2002 New York Section I Defensive Player of the Year and was named the Defensive Most Valuable Player of the North vs. South All-Star contest.

Personal — Born Shonda A. Faulkner on October 6, 1983 to Albert Faulkner and Joan Brown in Kingston, Jamaica.

John Haggard, OL

6-4 • 295 • Fr.-HS
LaPorte, Ind. (New Prairie)

High School — Indiana Football Coaches Association and Associated Press All-State First Team selection ... Region II All-Star Team participant ... South Bend Dream Team member ... Named to the Indiana Fabulous 50 rankings last fall ... Named First Team All-Conference ... Named conference's Offensive Lineman of the Year ... All-area honoree ... New Prairie High School rushed for nearly 10,000 yards in three years with Haggard as starter on offensive front ... Team compiled 28-9 record in his three-year varsity career ... Lettered three seasons in football, currently playing third season in basketball.

Personal — Born John Allen Haggard on February 26, 1987 to Barney and Kathy Haggard in LaPorte, Ind. ... Plans to major in Athletic Training.

Meet The Sycamores ...

Greg Hutcherson, WR

6-3 • 205 • So.-TR
Vandergrift, Pa. (Bowling Green)

Previous School — Served on the Bowling Green scout squad after redshirting in 2003 ... Named offensive scout team MVP one time.

High School — A 2003 graduate of Kiski Area High School in Vandergrift, Pa. ... A two-time third team all-state and first team all-district selection ... Set school's receiving record ... Had 35 catches for 540 yards and 10 TDs as a senior as well as 36 receptions for 740 yards and 11 TDs as a junior ... Lettered in track and basketball ... Scored more than 1,000 points in high school hoops ... State qualifier in 400 meters.

Personal — Born Gregory Wayne Hutcherson on May 31, 1984 to Hubert and Deb Hutcherson ... Majoring in Physical Education ... Father, Hubert, played collegiate basketball at Northwestern State.

Josh Jones, LB

6-2 • 210 • Fr.-HS
Camby, Ind. (Mooreville)

High School — Two-time team Most Valuable Player ... Named all-state as a junior ... Holds Mooreville High School record for scoring and rushing yards ... Three-time all-conference selection ... *Indianapolis Star West Side* Most Valuable Player ... *Bloomington Herald-Times* second team member of the 2004 Super Team ... Tied an IHSA record with two 97 yard kickoff returns for touchdowns ... As a senior, rushed for 28 touchdowns and 1,660 yards ... Recorded 77 tackles, 19 for losses, with three interceptions one fumble recovery, three sacks and a punt return for a score.

Personal — Born Joshua Frederick Jones on June 9, 1986 to Jeff Lorri Jones in Camby, Ind. ... Plans to major in exercise science.

Cornell Johnson, RB

6-1 • 210 • Jr.-TR
Las Vegas, Nev. (Feather River J.C.)

Previous Schools — Named first team all-conference and the team's Most Valuable Player at Feather River Community College ... His 23 touchdowns last season set a school record ... Rushed for 1,046 yards, averaging a California Junior College leading 10.2 yards per carry ... Was an *Associated Press* All-Nevada running back ... Named the Nevada Player of the Year as a senior at Las Vegas' Desert Pines High School ... Was an all-city running back ... Took home Nevada's Gatorade Player of the Year honors in 2003 ... Rushed for 7,365 yards in high school, scoring 121 touchdowns in four years at

the varsity level ... His 121 career rushing touchdowns set a Nevada high school record ... Amassed 2,105 yards as a senior with 42 TDs ... In track, won a state championship in the 4 x 100 meter relay, with his squad posting a time of 1:26.28.

Personal — Born Cornell Johnson on February 3, 1984 to Cynthia Herron in Las Vegas, Nev. ... Plans to major in Criminal Justice.

Anthony Marsano, DE

6-4 • 225 • Fr.-HS
Marion, Ohio (Marion-Harding)

High School — Participated in Ohio's North vs. South All-Star contest ... An All-North Central Ohio Coaches' Association First Team member as a junior and senior ... Recorded longest reception by a tight end in 2004 — a catch for 44 yards ... As a junior, recorded 100 tackles, one interception and three sacks ... As a senior, had 53 tackles in five games.

Personal — Born Anthony Patrick Marsano on February 7, 1989 to Paul Marsano and Jackie MacKay in Shelby, Ohio.

Larry Mayhew, DB

6-2 • 195 • Fr.-HS
Gary, Ind. (West Side)

High School — Named first team all-conference and *Gary Herald-Times* All-State First Team ... Most improved sophomore, two-time receiver of the year and one-time defensive back of the year for Gary West Side High School ... As a senior, recorded nine interceptions, 70 tackles, a sack ... On offense as senior, made eight receptions for 230 yards with four total touchdowns.

Personal — Born Larry Scott Mayhew, Jr., on December 23, 1986 to Larry and Lois Mayhew in Gary, Ind. ... Plans to major in mechanical engineering.

Tristan Miller, WR

6-3 • 210 • So.-SQ
Elkhart, Ind. (Elkhart Memorial)

High School — A multi-sport athlete at Elkhart Memorial High School, he lettered for three seasons under head coach Phil Teegarden ... Named to the Indiana Football Coaches Association Junior 4A All-State Team.

Personal — Born Tristan T. Miller on February 3, 1983 to Jessica Miller and Walter Gary in Napoleon, Ohio ... Majoring in Criminology and Psychology ... Wants to work with the F.B.I. in the future.

Chris Mobley, DB

6-0 • 180 • Fr.-HS
Dayton, Ohio (Jefferson)

High School — A 2004 all-state selection from Ohio's Southwest District, Mobley was named the Dayton Daily News Player of the Week as well as his team's M.V.P. ... In 2003, he was named all-league, district and area ... Was his team's Defensive MVP as a junior ... Rushed for 1,277 yards as a senior with 13 TDs ... On defense, recorded 72 tackles, 3 interceptions and a sack ... Scored 20 touchdowns over his career ... Also lettered in baseball as well as track and field.

Personal — Born Christopher Lynn Mobley, Jr., on October 27, 1986 to Chris and Robin Mobley in Dayton, Ohio ... Plans to major in Sports Management.

Rafael Price, DB

6-1 • 195 • So.-TR
Lake Station, Ind. (Purdue)

Previous School — Squad member in 2003 & 2004 at Purdue.

High School — Recorded 91 tackles and three interceptions, returning two of them for touchdowns, as a senior ... Caught 26 passes for 477 yards (18.3 average), rushed for 572 yards and scored 23 touchdowns ... Also lettered in basketball ... Ranked as Indiana's top wide receiver by Tom Lemming in 2003.

Personal — Born Rafael Adrian Price on Oct. 22, 1983 ... Majoring in Physical Education.

Elliott Thomas, DB

5-9 • 165 • Fr.-HS
Laplace, La. (East St. John)

High School — An all-district selection as a senior ... In 2004, recorded 83 tackles, two interception, 10 passes defended, two forced fumbles, one blocked kick and one sack ... Lettered two seasons in football and track

Personal — Born Elliott F. Thomas on October 21, 1987 to Elliott and Angelic Thomas in Laplace, La. ... Has a pair of uncles and a cousin who have also played collegiate football at Nichols State as well as Texas A&M.

Jawann Turner, WR

6-0 • 195 • So.-TR
Hammond, Ind. (Rock Valley C.C.)

High School — Three-time all-area selection in football and basketball at Hammond High School ... Two-time first-team All-LAC in football and a three-time first team All-LAC selection in basketball ... Most Valuable Player

of the Indiana All-Star game ... Named all-state in both football and basketball ... Two-team team MVP in both basketball and football ... Named LAC Male Athlete of the Year ... *The Hammond Times* Player of the Year and Hammond High School Athlete of the Year as a senior.

Personal — Born Jawann James Turner on April 4, 1985 to Bobbie Angela Crowder in Hammond, Ind ... Plans to major in Education.

Tony West, RB

5-8 • 160 • So.-TR
Mishawaka, Ind. (Western Kentucky)

Previous Schools — Named all-state as a junior in 2002 at Mishawaka-Penn High School ... Lettered in football and track in high school ... Attended Findlay University ... Played for one season (2003) at Western Kentucky University for David Elson ... Rushed for a career-best 159 yards and a touchdown against Indiana State in Hilltoppers' 59-14 win over Sycamores at Memorial Stadium.

Personal — Born Adrian Antonio West on June 16, 1985 to Louis and Gail West in Kalamazoo, Mich. ... Majoring in Business Management ... Son of first-year Sycamore head coach Lou West.

Kevin Wilson, DE

6-5 • 205 • Fr.-HS
Indianapolis, Ind. (Arlington)

High School — Named team's Most Valuable Defensive Lineman as a senior ... Also named Indianapolis Arlington's Most Improved Player during his career ... *Indianapolis Star* all-city honorable mention selection.


Personal — Born Kevin Duane Wilson on May 5, 1987 to Karen Wilson and Duane Wilson in Indianapolis, Ind. ... Plans to major in computer technology.

Mike Woods, WR

5-9 • 170 • Fr.-HS
Fort Wayne, Ind. (Northrop)

High School — First team all-state, all-region and all-conference as a senior ... Named to the Indiana Fabulous 50 rankings last fall ... Team's Most Valuable Player as a senior ... Second team all-conference and honorable mention all-state selection as a junior.

Personal — Born Michael Donnell Woods, Jr., on April 1, 1987 to Yahlonda Woods and Mike Woods, Sr. in Fort Wayne, Ind.



**DR. LLOYD
BENJAMIN, III**
PRESIDENT

Lloyd W. Benjamin III became the tenth president of Indiana State University on July 1, 2000.

Prior to coming to ISU, President Benjamin served as vice president for academic

affairs at Valdosta State University in Valdosta, Georgia, from 1995 to 2000. He was dean of the College of Arts, Humanities, and Social Studies at the University of Arkansas at Little Rock from 1988 to 1995 and dean of the College of Fine Arts, UALR from 1984-1988. He also served as acting dean of the College of Fine Arts and chair of the department of art, UALR, from 1983-1984.

Benjamin graduated from Emory University in 1966 with a bachelor of arts degree in the history of art. In 1973, he earned his Ph.D. in art history from the University of North Carolina at Chapel Hill. His dissertation focused on "The Empathetic Relation of Observer to Image in 15th Century Flemish Painting."

In addition to his duties as university president, Benjamin also serves as president of the ISU Foundation, and serves on the boards of Union Hospital, the Swope Art Museum, the Alliance for Growth and Progress and United Way of the Wabash Valley, as well as for the Indiana Economic Development Council, and the Indiana Higher Education Telecommunication System.

Dr. Benjamin is married to Wieke van der Weijden, who earned a Ph.D. in biochemistry from Leiden University, The Netherlands. The Benjamins have two grown children: a daughter, Saskia Jansje, and son, Lloyd William.



**RON
PRETTYMAN**
ATHLETIC DIRECTOR

Ron Prettyman enters his first year as Indiana State University's Director of Athletics. He was tabbed to take over ISU's athletics department on March 31, 2005 after ten successful years as Director of Athletics at California State-Dominguez Hills.

Prettyman was named NCAA/NACDA Administrator of the Year in 2004 and is a past president of both the NCAA Division II Athletic Directors Association and the California Collegiate Athletic Association. During his 10-year tenure at Dominguez Hills, the school won a NCAA Division II men's soccer national championship and was national runner-up in 2001. The school hosted the NCAA Division II Final Four women's soccer championship and first and second round NCAA Division II men's soccer championships.

In addition to the athletics success, Prettyman helped coordinate the renovations of the baseball, softball, and tennis facilities at CSUDH, while also presiding over the construction of offices and remodeling programs for the gymnasium and weight room.

He played an integral role in the construction of the \$200 million Home Depot Center, built on the CSUDH campus. The Home Depot Center was recently designated as a USA Olympic Training Center, which is the only such designation on any college campus in the nation. It also serves as host of the LA Galaxy and Chivas USA of Major League Soccer.

Prior to his time at California State-Dominguez Hills, where he has been since 1995, Prettyman served as athletics director at Vanguard University, where he had also been an associate professor of health, physical education and recreation classes, and head coach for the men's and women's tennis teams, baseball and women's basketball teams.

He was NALA District III Administrator of the Year in 1991, 1992 and 1994, and was on the LA 2012 Olympic Bid Committee in 2001. He is a member of the Carson Coordinating Council and Carson Boys and Girls Club Board of Directors, and a past member of the Gardena/Carson YMCA Executive Board, LA Watts Summer Games Advisory Committee, Pigskin Classic Organizing Committee and Professional In-Residence Program at the NCAA/Betty Ford Center.

Prettyman holds a bachelor's degree in health, physical education and recreation from Vanguard University and a master's degree in education from California State University at Stanislaus.

Prettyman was also selected by his peers to serve on two NCAA national committees as well as the executive committee of the National Association of Collegiate Directors of Athletics and National Directors Cup Executive Committee.

Prettyman and Carol, his wife of 29 years, have two children, Shara, 27, and Ronnie, 24.



DENNIS RAETZ
ASSOC. ATHLETICS
DIRECTOR



JIM NORTON
ASSOC. ATHLETICS
DIRECTOR



GAIL BARKSDALE
ASST. ATHLETICS
DIRECTOR/SWA



CATHY GROTHE
ASST. ATHLETICS
DIRECTOR/MARKETING



LINDA FRANCIS
ATHLETICS
BUSINESS MANAGER



JASON YAMAN
ATHLETICS MEDIA
RELATIONS DIRECTOR




THIS IS INDIANA STATE

INDIANA STATE UNIVERSITY



CONDITIONING • ATHLETIC TRAINING • ACADEMIC SERVICES
ON THIS IS INDIANA STATE



Basketball

COME & EXPERIENCE
SYCAMORE EXCITEMENT!



THIS IS INDIANA STATE

INDIANA STATE UNIVERSITY



ISU LEADS TO EXCELLENCE

- Indiana State University has been recognized by The Princeton Review as one of the best colleges in the Midwest, a distinction based on academic excellence and responses to student surveys.
- During the 2004-2005 school year, four education alumni were named state teachers of the year. Another alumnus, Don Stinson, was named Indiana's Superintendent of the Year. Jill Fairhurst Hall, a 1981 ISU graduate, was named one of the top 20 educators in the country by USA Today in October.
- Bruce Baumgartner, four-time Olympic medalist and two-time Olympic champion in wrestling, Larry Bird, Olympic gold medalist and Indiana Pacers' president of basketball operations, and Tony Hulman George, president of Indianapolis Motor Speedway Corp. are just a few of Indiana State's notable alumni who have excelled in the world of athletics.

ISU MAKES NATIONWIDE IMPACT


- Biomechanist Al Finch, a professor of physical education at Indiana State University, and his team of videographers have worked on the sidelines at the Olympic training center as part of U.S. Track and Field's Development program. Finch helped the world-class athletes identify faulty techniques and improve optimum performance by analyzing digital video footage.
- Graduate student JoEllen Sefton's research on under-reporting of concessions in college football received national attention and contributed to the adoption of a National Athletic Trainers Association policy statement on concessions. Sefton is a doctoral fellow in sport management.
- Indiana State University received a \$3 million grant from the Lilly Endowment to support further development of experiential learning and community engagement activities and build select academic programs to a level of national pre-eminence.

ISU: PUBLIC UNIVERSITY BENEFITS WITH PRIVATE SCHOOL FEEL

• With an enrollment of approximately 11,000 students, Indiana State University is larger than eight out of ten colleges and universities in the nation; yet the smallest public residential four-year university in Indiana.

• Indiana State University offers more than 100 undergraduate academic degree programs. ISU offers many nationally recognized degree programs including Insurance and Risk Management, Education, Music Business, Aerospace Technology, Rural Health BA/MD, Criminology, Athletic Training and Department of Languages, Literatures and Linguistics.

• From day one, Indiana State students have more opportunities for involvement in campus activities. Unlike other major universities, where students often do not have opportunities to get involved until their junior or senior year, our students are encouraged to participate in activities and volunteer for leadership roles during their very first semester.



ADMINISTRATION · THIS IS INDIANA STATE · HISTORY & TRADITION · STRENGTH & GROWTH

LEARNING




HISTORY & TRADITION

INDIANA STATE UNIVERSITY



HISTORY & TRADITION · STRENGTH & CONDITIONING · ATHLETIC TRAINING · ACADEMIC SERVICES



DAN BRANDENBURG



JOHN SHERMAN WILLIAMS




DUANE KLUKH



JESSICA CROWDER



CHRISTY BARRETT



BRUCE BAUMGARTNER



JOHN WOODRUFF



1977 GYMNASTICS TEAM



AUBREY HERRING

ADMINISTRATION · THIS YEAR

HISTORY & TRADITION


INDIANA STATE UNIVERSITY



2001-02 MEN'S BASKETBALL TEAM



BENITA EDDS



CHRIS LANCASTER



WAYNE DAVIS



WALLY JOHNSON

INDIANA STATE UNIVERSITY IN NCAA CHAMPIONSHIPS

TEAM TITLES:

Men's Gymnastics
1977 (tied with Oklahoma)

INDIVIDUAL TITLES:

Holli Hyche (Indoor/Outdoor Track) - 7
(Indoor 55m/200m '93 & '94; Outdoor
100m/200m '93, Outdoor 100m '94)

Kurt Thomas (Gymnastics) - 5
(All-Around '77/'79, Parallel Bars '77/'79,
Horizontal Bar '79)

David Seal (Gymnastics) - 2
(Rings '70/'72)

Rick Danley (Gymnastics) - 1
(Horizontal Bar '74)

Bruce Baumgartner (Wrestling) - 1
(Heavyweight '82)

Chris Lancaster (Outdoor Track) - 1
(110m High Hurdles '90)

Aubrey Herring (Indoor Track) - 1
(60m Hurdles '2001)

Bob Mahorney (Gymnastics) - 1
(Rings '73)

Ed Slezak (Gymnastics) - 1
(Pommel Horse '73)


The Sycamores have won one team championship and 20 individual titles. The breakdown on the individual titles shows 14 championships for the men and six titles won by the women.



KURT THOMAS



HOLLI HYPHE



LARRY BIRD




STRENGTH & CONDITIONING

INDIANA STATE UNIVERSITY

Indiana State's strength and conditioning program is conducted in a state-of-the-art 10,000-square foot facility which is located in University Hall. The facility, funded by private donations, is divided into three main areas which include free weights and weight machines, movement drills and plyometric training.

Indiana State's strength and conditioning program is an integral part of each player's development. All weight training is coordinated with on-field activities. The program, which includes a speed and movement program, is designed to improve each individual player's speed and overall athletic ability. Injury prevention also plays an important role in the overall program.



**LUCAS
KOENECKE**
STRENGTH &
CONDITIONING



**EVAN
LYNAM**
STRENGTH &
CONDITIONING



ATHLETIC TRAINING

INDIANA STATE UNIVERSITY



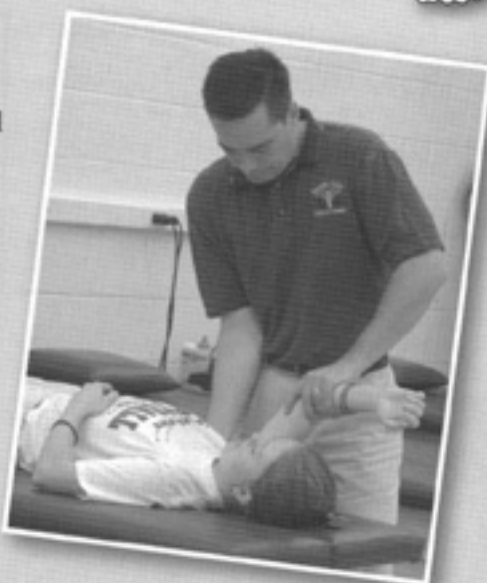
Indiana State University student-athletes have access to one of the finest athletic training programs in the country. Under the guidance of Chairperson Dr. Mitch Cordova, the Athletic Training Department at Indiana State University is currently one of only a handful of institutions nationwide that offers an accredited entry-level athletic training education program, an accredited Master's advanced athletic training program, and Ph.D specialization in sports medicine.

Indiana State University's Baccalaureate and Master's degree programs were the first to be accredited by the National Athletic Trainers' Association (NATA), and have been continuously accredited for over 30 years. Consequently, ISU offers an extremely progressive, contemporary, and high quality health care network to over 375 student-athletes. Athletic Training Services continually seeks to provide all Sycamore student-athletes the best available care in sports medicine. Sport-specific programs are carefully designed and implemented in an effort to prevent, manage, and treat a spectrum of athletic injuries.

Additionally, the staff athletic trainers direct rehabilitation programs that are focused on returning the student-athlete to his/her pre-injury activity level in an efficient and safe manner.

Athletic Training Services is directed by Paul Plummer, LAT, ATC. Mr. Plummer supervises four full-time staff athletic trainers: Lori Vancza, LAT, ATC, James Williams, LAT, ATC, Erick Buitrago, LAT, ATC, and Amy Reinhart, LAT, ATC, an intern and eight additional graduate assistants. All of the full-time staff, intern and graduate assistants are certified by the NATA - Board of Certification, and Licensed in the State of Indiana to practice athletic training. Together they serve to provide health care services for all ISU student-athletes, as well as serving as clinical instructors for students in the entry-level athletic training education program.

The Athletic Training Department is fortunate to have four physicians assist in delivering health care to the students-athletes at Indiana State, while also playing a key role in educating athletic training students within the Department. Dr. Tom Klootwyk serves as the Team Orthopedic Surgeon for ISU, and Team Physician for the Indianapolis Colts. His private practice resides at Methodist Sports Medicine Center in Indianapolis. Dr. Pat Kersey and Dr. Jon Stockrahm serve as Team Physicians in Athletic Training Services. Both are trained as Primary Care Physicians with an additional certification in Sports Medicine.



Dr. Kersey practices medicine at Methodist Sports Medicine Center in Indianapolis and Dr. Stockrahm is in private practice in Terre Haute. Additionally, Dr. Dorene Hojnicky plays a vital role in providing care to student-athletes as Medical Director of the Student Health Center at ISU. Furthermore, she serves as the Medical Director for all of the athletic training education programs on campus. Dr. Hojnicky's area of expertise is in emergency medicine. In addition to their clinical affiliation with Indiana State University, Dr. Klootwyk holds the rank of Adjunct Professor, while Dr. Hojnicky holds the rank of Adjunct Associate Professor, and Dr. Kersey and Dr. Stockrahm hold the rank of Adjunct Assistant Professor within the Athletic Training Department.

Together, the staff athletic trainers, physicians and faculty in the Athletic Training Department comprise a comprehensive network of sports medicine professionals that utilizes cutting-edge methods and technology in caring for student-athletes at ISU.

Serving as Assistant to the Chair of the Athletic Training Department and Executive Director for Athletic Training Services, Mr. Paul Plummer enters his fourth year at Indiana State University. In addition to coordinating and administering Athletic Training Services for all ISU student-athletes, Plummer specifically serves as the Head Athletic Trainer for the men's basketball team.

Plummer also serves as a clinical instructor in Indiana State's nationally recognized athletic training education programs. In service to his profession, Plummer is the Chair of the Reimbursement Committee for the Indiana Athletic Trainer's Association and is the Chair of the College/University Athletic Training Student Committee for the Great Lakes Athletic Trainers Association. He is also President-Elect of the Indiana Athletic Trainers.

Prior to joining the

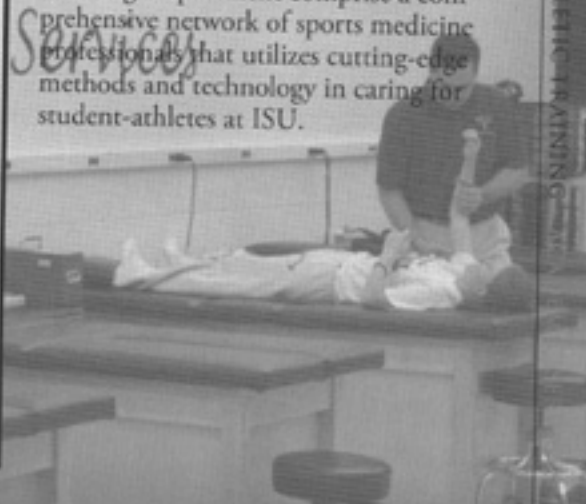
staff here at ISU, Plummer was recognized by his peers as the 2002 North Carolina College/

University Athletic Trainer of the Year. Paul served as Head Athletic Trainer and Program Director at Campbell University from 1995-2002. During his tenure at Campbell, he created an entry-level athletic training education program that achieved CAAHEP Accreditation while he coordinated the medical coverage for the Fighting Camel athletic teams. He also sat on the Board of Directors for the National Athletic Trainers Association (NATA) Research and Education Foundation as the Chair for District 3.

He also serves the NATA Board of Certification by training other Certified Athletic Trainers to administer the practical portion of the national certification examination for athletic trainers. Prior to his time at CU, Plummer served as the Head Athletic Trainer at Manchester College from 1991-1995. Plummer earned his Master's degree from Michigan State University in 1991 and his Bachelor's degree from Southern Illinois University at Carbondale in 1989. A native of Albion, Ind., Paul and his wife, Deb (also a certified athletic trainer), have three children, Stephanie (17), Robert (15), and Courtney (11).



**PAUL
PLUMMER**
HEAD
ATHLETIC
TRAINER



ADMINISTRATION - THIS IS INDIANA STATE - HISTORY & TRADITION - STRENGTH & CONFIDENCE - ATHLETIC TRAINING



ACADEMIC SERVICES

INDIANA STATE UNIVERSITY



NATION · HISTORY & TRADITION · STRENGTH & CONDITIONING · ATHLETIC TRAINING · ACADEMIC SERVICES

The Academic Support Program for Athletics, headed by Henry Villegas, is based upon the belief that the STUDENT in student-athlete comes first, and for that reason ISU has developed a program that insures every student-athlete the best possible opportunity for personal success.



HENRY VILLEGAS
ATHLETICS
ACADEMIC
COORDINATOR



BETH FLACH
ASST. ATHLETICS
ACADEMIC
COORDINATOR

ISU ACADEMIC HIGHLIGHTS:

- Sycamore athletes captured the first two annual Missouri Valley Conference Academic Excellence Awards in 2002-03 and 2003-04 for having the highest student-athlete GPA among conference schools.
- Over the last two years, five Indiana State athletic teams (Women's Cross Country, Women's Basketball, Softball, Women's Soccer and Women's Track) have led the nation in team cumulative GPA.

PROGRAM FEATURES

- **UNIVERSITY 101:**
A two-credit freshman year experience course
- **ACADEMIC ENRICHMENT:**
Supervised study hall, tutoring, and small study groups for all student athletes
- **MENTORING:**
One-on-one personal assistance in which strategies are developed to enhance overall academic progress
- **NCAA CHAMPS/LIFE SKILLS:**
Designed to assist student-athletes in bridging the gap between college and professional life



GATEWAY CONFERENCE ALL-ACADEMIC

2004

Tom Brillhart, Jake Shields,
Kyle Hooper, Phillip Johnson

2003

Tom Brillhart, Marc Phillips,
Jake Shields

2002

Soso Dede, Mike Gilbert,
Max Matthews, Ryan Merriweather

2001

Tony Albrinck, Chris Sapp

2000

Tony Albrinck, Chris Sapp

1999

Troy Lefevra, Chris Sapp

1998

Troy Lefevra

1997

Matt Gajewski, Troy Lefevra,
Brian Sitz

1996

Kevin Cox, Matt Gajewski

1995

Tom Allison

1994

Tom Allison, Frederick Hunt

COSIDA ACADEMIC ALL AMERICANS

1991 Eric Christensen (*Second Team*)

1985 Jeff Miller (*Second Team*)

1972 Mark Maley (*Second Team*)

1971 Gary Brown (*First Team*)

NCAA POST-GRADUATE SCHOLARSHIP WINNER

1985 Jeff Miller

— For more information, go to <http://web.indstate.edu/sasclathletes/First.html> —



OXFORD, Ohio — The "National College Football Kick-off" was delayed 45 minutes due to thunderstorms in the Oxford, Ohio area, putting a temporary hold on the start of the Sycamores' 2004 campaign. When the lightning cleared, Indiana State received the opening kickoff looking for success in a season opener for the first time since a 48-0 win over Mars Hill in 1996. ISU's hopes were dashed early in the game as Miami jumped out to a 42-point advantage at the half en route to a 49-0 win over the Sycamores.

Indiana State's first possession resulted in two first downs, highlighted by senior Sidney Montfort's 11-yard rush on the game's fourth play. After a screen pass from sophomore Jake Schiff to senior Jake Shields came up short on third-and-long, a punt by freshman Brandon Anwieler pinned Miami back at their own 15-yard line.

The RedHawks moved the ball successfully on its first

possession, drawing first blood as quarterback Josh Betts hit a wide-open Luke Clemens on a 16-yard swing pass which capped a 10-play, 85-yard drive to put Miami up 7-0 with 7:50 remaining in the first quarter.

Following a Sycamore punt on their second possession, it took the RedHawks just five plays to move to the ISU 3-yard line. It took the RedHawks four more plays to reach pay dirt. A one-yard quarterback plunge by Betts put Miami on the board for a second time. Betts recorded his third career rushing TD to put the RedHawks ahead 14-0, capping a nine-play, 63-yard drive. ISU's third punt of the contest provided a jolt of electricity for the home crowd when Ryne Robinson took an Anwieler punt 70 yards for a score to pad the Miami lead to 21 points. The return was Robinson's fourth of his career, a Miami record, and the first punt return for a touchdown by an ISU opponent since the 2001 season when Northern Iowa's Jake Soliday took a punt back for a 49-yard score.

With Schiff facing a third-and-four situation on the ensuing possession, he tossed an interception to Miami's Steve Burke which set up the RedHawks next score. On MU's first play from scrimmage following the turnover, Betts connected on a strike to an outstretched Michael Larkin for the 30-yard score to give the RedHawks a commanding 28-0 advantage. Following ISU's fifth punt of the game, Miami was able to score when Mike Smith plunged over left tackle for a score with 9:04 remaining before halftime, capping a six-play drive that began on the Sycamore 44-yard line.

A three-and-out forced another Sycamore punt, and the RedHawks put together a march down the field to go up 42-0 with 3:25 remaining before the intermission. Miami scored on a three-yard run up the middle by Clemens, capping an eight-play, 65-yard drive.

Larkin picked up his second scoring catch of the contest with 9:25 remaining in the third quarter for 5 yards from Betts. The play capped a 14-play drive to open the half by the RedHawks as they took a 49-0 lead. Schiff led the way for ISU, completing 12 of his 21 passes for 104 yards and an interception. Montfort led ISU in rushing with 39 yards on 16 carries while Braden caught a team-high four balls for 29 yards. Miami's Betts completed 17 of his 27 passes for 214 yards and three touchdowns in his collegiate starting debut.

Game One ...

**Indiana State 0
Miami (Ohio) 49**
August 28, 2004 — Oxford, Ohio

Score By Quarter	1	2	3	4	Final
Indiana State	0	0	0	0	0
Miami (Ohio)	14	28	7	0	49

MU: Clemens 16 yd pass from Betts (Parseghian kick), 7:50 — 1st
 MU: Betts 1 yd run, 1:20 — 1st
 MU: Robinson 70 yd punt return (Parseghian kick), 14:32 — 2nd
 MU: Larkin 30 yd pass from Betts (Soderquist kick), 12:56 — 2nd
 MU: Smith 2 yd run (Parseghian kick), 9:04 — 2nd
 MU: Clemens 3 yd run (Soderquist kick), 3:25 — 2nd
 MU: Larkin 5 yd pass from Betts (Parseghian kick), 9:25 — 3rd

A — 18,022
 73 degrees, Heavy Thunderstorms

Team Stats	Indiana State	Miami (Ohio)
First Downs	12	26
Rushes-Yardage	31-44	39-162
Passing Yardage	160	292
Passes-Comp-Int.	18-33-1	24-37-1
Fumbles-Lost	2-2	3-2
Penalties-Yardage	8-63	5-45
Punts-Avg.	6-42.0	2-49.5
3rd Down Conv.	4-16	4-11
Time of Possession	29:48	30:12


Individual Leaders

Rushing: ISU — Montfort, 16-39; Johnson 1-14; Shields 9-9. **MIAMI** — Clemens 9-69, 1 TD; Smith 13-48, 1 TD; Murphy 7-18.

Passing: ISU — Schiff 21-12-1, 104; Johnson 12-6-0, 56. **MIAMI** — Betts 27-17-0, 214, 3 TD; Kokal 10-7-1, 78.

Receiving: ISU — Braden 5-32; Naves 5-31; Beste 3-31. **MIAMI** — Nance 6-75; Larkin 4-47, 2 TD; Robinson 3-43.

2004 Game Recaps



CHARLESTON, Ill. — The last time Indiana State won at Eastern Illinois, the Sycamores advanced to the NCAA Division I-AA Playoffs. They made a step in that direction with their first win in Charleston, Ill., since 1983. The victory came in the first-ever overtime game at EIU's O'Brien Stadium.

The Panthers marched the ball down the field on the first possession, capping it when Vincent Webb punched in a 10-yard run up the middle to give the Panthers a 7-0 lead with 10:43 showing on the clock. EIU's first drive went 10-plays for 68-yards and took 4:17 off the clock.

Hooper redeemed himself from an earlier missed field goal with 9:27 left in the first half, connecting on a career-long 46-yard field goal to move the Sycamores closer at 7-3. The score capped a seven-play, 15-yard drive that

chewed up 3:17 of the clock.

On the Panther's next drive, the defense created the second EIU turnover of the game when junior quarterback Andrew Harris fumbled as the ball slipped from his hands before he could make a pass attempt. Junior defensive end Kyle Mitchell applied the pressure on Harris and the ball bounced at his feet and into his arms for a fumble recovery at the Panther 39-yard line. ISU wasted no time converting as Johnson hit Braden on a deep pass to the five-yard line on the next play. Senior Jake Shields scored the first Sycamore touchdown of the season on a five-yard run around left end to boost ISU up 10-7 with 7:49 left in the half.

Pinned inside their own one-yard line, Johnson threw his second interception of the game when a long throw across the field was intercepted by EIU's Chad Cleveland and returned for an eight-yard score. The interception return with 11:56 remaining in the contest gave the Panthers a 24-10 lead. The Sycamores would not go away as Shields scored his second touchdown of the contest - his first multi-touchdown game since a 2002 Homecoming win over Northern Iowa. Shields plunged in from four yards out with 9:46 left to pull ISU within a touchdown at 24-17. Following three incomplete ISU passes on the Sycamores' next drive, Hooper lined up for a 40-yard field goal attempt and hit the ball down the middle of the uprights to pull the Sycamores within four at 24-20 with 7:34 remaining in the game.

The ISU defense continued its strong fourth quarter play, when John Jackson recovered a Webb fumble at the Panther 48-yard line with just over seven minutes to play. With redshirt freshman Ben Schmidt forced into action, he converted a one-yard quarterback sneak on fourth-and-one. He completed a pass to Braden before Montfort rushed for a score putting ISU ahead 27-24 on a 16-yard race up the middle with 5:24 showing on the clock. ISU defenders attempted to hold the lead, and were close when Andy Jones sacked Harris for an eight-yard loss, but a penalty for unsportsmanlike conduct gave Eastern Illinois a first down at the ISU 18-yard line. On third down Harris scrambled to evade Sycamore rushers and located Jermaine Mobley for the go ahead score, but Steve Kuehn's missed extra point left EIU's lead at just 30-27 with only one minute to go.

With time winding down Schmidt calmly led ISU down the field and converted a crucial 4th-and-10 play with 16 seconds to go to Naves who led all receivers with 7 receptions and 111 receiving yards. Hooper converted a 40-yard field goal as time expired to tie the score at 30 and force overtime.

Montfort moved the ball to the four-yard line on the ground which set up Hooper for his fourth field goal of the game. Hooper connected on the 20-yard field goal to put ISU up 33-30. Facing third-and-long Harris dropped back deep and heaved an attempt towards the end zone where redshirt freshman Derrick Williams sealed the win with an interception in the back of the end zone.

Game Two ...

Indiana State 33
Eastern Illinois 30 (OT)
September 11, 2004 — Charleston, Ill.

Score By Quarter	1	2	3	4	ot	Final
Indiana State	0	10	0	20	3	33
Eastern Illinois	7	3	7	13	0	30

- EIU: Webb 10 yd run (Kuehn kick), 10:43 — 1st
- ISU: Hooper 46 yd field goal, 9:27 — 2nd
- ISU: Shields 5 yd run (Hooper kick), 7:49 — 2nd
- EIU: Kuehn 21 yd field goal, 3:30 — 2nd
- EIU: Rueter 0 yd fumble recovery (Kuehn kick), 11:13 — 3rd
- EIU: Cleveland 8 yd interception return (Kuehn kick), 11:56 — 4th
- ISU: Shields 4 yd run (Hooper kick), 9:46 — 4th
- ISU: Hooper 40 yd field goal, 7:34 — 4th
- ISU: Montfort 16 yd run (Hooper kick), 5:24 — 4th
- EIU: Mobley 19 pass from Harris (Kuehn kick), 1:00 — 4th
- ISU: Hooper 40 yd field goal, 0:00 — 4th
- ISU: Hooper 20 yd field goal — overtime

A — 9.320
 81 degrees, Partly Clear & Warm

Team Stats	Indiana State	Eastern Illinois
First Downs	23	22
Rushes-Yardage	39-92	44-174
Passing Yardage	307	197
Passes-Comp-Int.	45-25-2	34-21-2
Fumbles-Lost	3-1	6-2
Penalties-Yardage	6-60	10-82
Punts-Avg.	3-36.3	4-38.0
3rd Down Conv.	6-18	9-17
Time of Possession	28:14	31:46

Individual Leaders

Rushing: ISU — Montfort 19-63, 1 TD; Sample 7-18; Shields 6-18, 2 TD. EIU — Webb 26-104, 1 TD; Adenji 4-49; Harris 12-36.

Passing: ISU — Johnson 27-15-2, 206; Schmidt 12-6-0, 62; Schiff 6-4-0, 39. EIU — Harris 34-21-2, 197, 1 TD.

Receiving: ISU — Naves 7-111; Braden 6-73; Logan 4-40. EIU — Mobley 9-71, 1 TD; Webb 5-26; Voss 2-50.



TERRE HAUTE, Ind. — School offensive records seemed poised to be broken for both Indiana State (2-1) and Murray State (1-2) during a high-octane offensive first half which saw each team pile up 21 points before the intermission. Both defenses took control in the second half as a Sycamores' special teams score late in the third quarter proved to be the only scoring after the break, and the difference in the game as ISU won for the third time in a row versus MSU, 28-21.

With the score tied at 21, the ISU defense held the Racers to fourth-and-four from their own 18-yard line with just over three minutes remaining in the third quarter. Murray's James Galther was called on to punt, but junior LaDrelle Bryant blocked the kick attempt into the waiting arms of Markus Naves in the end zone to give the Sycamores a 28-21 advantage.

Murray seemed poised on the final drive of the game to move in and tie the contest when quarterback Ryne

Salyer completed a pass to Daniel Rumley at the ISU 21-yard line, but Chris Schmidt forced a fumble and Derrick Williams pounced on the ball giving the Sycamores possession.

On a third-and-four from the ISU 24, senior Jake Shields capped a solid outing with a 5-yard run for the first down, allowing the Sycamores to kneel on the ball and run the clock out.

After MSU was forced to punt on its opening possession, Quincy Wallace returned the ball 22 yards, setting up the first score as Sidney Montfort rushed in from eight yards to give ISU an early 7-0 advantage. The play capped an eight-play, 41 yard drive.

The Racers' first special teams mistake of the day occurred in the waning minutes of the first quarter when freshman Brandon Anweiler's punt was muffed by Nick Turner. Sophomore Brandon Hooks made it down the field from his long snapping position to recover the fumble. Montfort capitalized on the mistake as he rushed in from the one for his second touchdown of the day, capping a five-play, 24 yard drive with 13:18 showing in the second quarter.

Murray had the answer as they came right back with a nine-play, 65-yard march of their own that was capped by a Chad Cook rush for seven yards with 8:57 left before the break to inch the Racers back to within a score at 14-7. For the second straight week, the Sycamores fell victim to an opponent's fumble recovery for a touchdown to tie the score as Jimmy St. Louis recovered a fumble by Turner in the end zone to even the tally at 14.

Montfort plunged in for his career-best third touchdown of the day from a yard out with 2:14 remaining before the break to cap a six-play, 74 yard drive. Murray answered back as Ron Lane scampered 66 yards with 1:47 showing on the clock to even the score at 21. Indiana State would record 230 yards of total offense in the first half, but netted only 48 after the break.

ISU got all the points they would need from the special teams on the Sycamores' first blocked punt for a touchdown since the 1999 season. Montfort coupled his three scores with 70 yards rushing to lead the ground attack. Ben Schmidt continued his impressive play in his first collegiate start going 12 of 19 passing for 156 yards. Sophomore Sam Logan caught a team-high six passes for 58 yards while Naves recorded two catches for 61 yards and the recovery of the blocked punt for the go-ahead score.

On defense, Doc Gooden paced ISU with 13 total tackles, while senior Tom Brillhart and junior Kyle Mitchell each had a tackle for loss and a half. Mitchell, Adam Vogel and Brillhart all recorded a sack in the win. Indiana State is now 4-0 all-time against Murray at Memorial Stadium, 5-2 in the overall series following three straight wins over the Racers.

Game Three

Murray State 21
Indiana State 28

September 18, 2004 — Terre Haute, Ind.

Score By Quarter	1	2	3	4	Final
Murray State	0	21	0	0	21
Indiana State	7	14	7	0	28

ISU: Montfort 8 yd run (Hooper kick), 9:08 — 1st
 ISU: Montfort 1 yd run (Hooper kick), 13:18 — 2nd
 MSU: Cook 7 yd run (Riley kick), 8:57 — 2nd
 MSU: St. Louis 4 yd fumble recovery (Riley kick), 3:46 — 2nd
 ISU: Montfort 1 yd run (Hooper kick), 2:14 — 2nd
 MSU: Lane 66 yd run (Riley kick), 1:47 — 2nd
 ISU: Naves 4 yd blocked punt return (Hooper kick), 3:44 — 3rd

A — 3,027
 79 degrees, Mostly Sunny

Team Stats	Murray State	Indiana State
First Downs	19	14
Rushes-Yardage	46-263	48-122
Passing Yardage	189	156
Passes-Comp-Int.	23-17-0	19-12-0
Fumbles-Lost	3-2	0-0
Penalties-Yardage	7-42	4-21
Punts-Avg.	6-29.2	9-37.2
3rd Down Conv.	7-16	6-15
Time of Possession	29:01	30:59

Individual Leaders

Rushing: ISU — Montfort 20-70, 3 TD; Shields 15-47; Sample 5-6. MSU — Turner 22-125-0; Lane 12-113 1 TD; Cook 8-50.

Passing: ISU — Schmidt 19-12-0, 156. MSU — Salyer 23-17-0, 189.

Receiving: ISU — Logan 6-58; Naves 2-61; Beste 2-29. MSU — Rumley 4-80; Biggers 4-32; Turner 4-15.

2004 Game Recaps



TERRE HAUTE, Ind. — Indiana State head coach Tim McGuire has now led his Indiana State team to three consecutive wins. For the first time since the 1996 season, when the Sycamores won five in a row, ISU has put together more than two back-to-back wins. The 41-24 victory gives the Sycamores' their best start at 3-1 since going 5-1 out of the gate in 1995. With the loss, Tennessee-Martin dropped to 1-3.

With 3:05 remaining the third quarter, the SkyHawks' Taurean Stephens' caught his third touchdown of the game, to inch UT-Martin back into the contest, trailing the Sycamores 27-21. The Sycamores had the answer as they put together a seven-play, 67-yard drive as ISU went back up 34-21 when senior tailback Sidney Montfort scampered in from 20 yards for the touchdown.

UTM's Taylor Brown kicked his only field goal of the day - a 25-yarder with 9:48 remaining cutting the lead to 34-24. Junior Martuan Sample became the fourth Sycamore to record a rushing touchdown on the day when he bruised through several tackles on a nine-yard jaunt to the end zone with 7:02 left in the game giving the Sycamores' their final margin of victory - 41-24.

It was a day of supremacy for the Sycamores on the ground as ISU had two backs - Montfort with 124 yards and senior Jake Shields with 117 yards - rush for more than 100 yards. It was the first time since the 1992 season against Glenville State that the Sycamores put two backs over the 100-yard mark. Overall, ISU gained a season-high 328 yards on the ground. Montfort, Shields, Sample and quarterback Phillip Johnson each posted a rushing touchdown on the day. Johnson scored on a career-long, 21-yard run around right end with just 19 seconds left in the first half to give ISU a 24-7 advantage heading into the break. He also had a solid outing through the air, hitting 10 of his 19 passes for 114 yards and a touchdown - the first passing score of the year for the Sycamores.

Game Four

Tennessee-Martin 24
Indiana State 41

September 25, 2004 — Terre Haute, Ind.

Score By Quarter	1	2	3	4	Final
Tennessee-Martin	7	7	7	3	24
Indiana State	7	17	3	14	41

- ISU: Logan 22 yd pass from Johnson (Hooper kick), 2:12 — 1st
 ISU: Hooper 26 yd field goal, 11:56 — 2nd
 ISU: Shields 15 yd run (Hooper kick), 4:50 — 2nd
 UTM: Stephens 11 yd pass from Wahlberg (Brown kick), 3:48 — 2nd
 ISU: Johnson 21 yd run (Hooper kick), 0:19 — 2nd
 UTM: Stephens 22 yd pass from Wahlberg (Brown kick), 10:02 — 3rd
 ISU: Hooper 32 yd field goal, 6:50 — 3rd
 UTM: Stephens 15 yd pass from Wahlberg (Brown kick), 3:05 — 3rd
 ISU: Montfort 20 yd run (Hooper kick), 11:53 — 4th
 UTM: Brown 25 yd field goal, 9:48 — 4th
 ISU: Sample 9 yd run (Hooper kick), 7:02 — 4th

A — 2.705

81 degrees, Sunny, Clear Skies

Team Stats	UT-Martin	Indiana State
First Downs	26	24
Rushes-Yardage	25-84	62-328
Passing Yardage	327	114
Passes-Comp-Int.	45-29-3	19-10-1
Fumbles-Lost	1-1	0-0
Penalties-Yardage	5-35	9-81
Punts-Avg.	5-33.8	4-34.0
3rd Down Conv.	4-11	9-19
Time of Possession	23:54	36:06

Individual Leaders

Rushing: ISU — Montfort 22-124, 1 TD; Shields 23-117, 1 TD; Sample 13-72, 1 TD.
 UTM — Chapman 14-62; Wahlberg 8-12; Staten 2-8.

Passing: ISU — Johnson 19-10-1, 114, 1 TD. UTM — Wahlberg 45-29-3, 327, 3 TD.

Receiving: ISU — Logan 5-72, 1 TD; Naves 1-15; Shields 1-11. UTM — Stephens 12-163, 3 TD; Trimier 5-71; Duncan 3-28.

The season's first score through the air was a 22-yard pass from Johnson to sophomore Sam Logan which gave ISU an early 7-0 lead. Sophomore Kyle Hooper hit the first of his two field goals, a 26-yarder in the opening period to move ahead 10-0. Shields' 15-yard run with 4:50 remaining in the second quarter put the Sycamores up 17-0, UTM's Stephens caught TD passes of 11 and 22 yards around Johnson's score before Hooper hit a 32-yard field goal to put ISU up 27-13 with 6:50 left in the third quarter. Sample added a solid effort on the ground - adding 72 yards of his own following Montfort and Shields' 100-yard afternoons.

In the air, Logan was the top receiver, catching five balls for 72 yards. For the SkyHawks, Stephens made 12 catches for 163 yards — three for scores. UTM's quarterback Brady Wahlberg hit 29 of 45 passes for 327 yards and three TDs. Junior Doc Gooden led the Sycamores with 11 tackles, a forced fumble and a fumble recovery. Adam Vogel and Tom Brillhart added sacks while Derrick Williams, John Jackson and Warren English-Malone each recorded interceptions. The Sycamores were able to force four UTM turnovers, while only committing one themselves - a Johnson interception - ISU's first giveaway since the Eastern Illinois game.

Overall, the ISU offense collected a season-best 442 yards, while the special teams gained 204 kickoff return yards - including a 71-yard return by sophomore Theron Hatfield that was one move away from a touchdown. ISU dominated the time of possession, holding the ball for 36:06. The win capped another perfect season for the Gateway Football Conference versus the Ohio Valley as the Gateway won the 2004 Challenge Series 6-0. It is the second straight perfect season for the Gateway over the OVC.

2004 Game Recaps



TERRE HAUTE, Ind. — Amusement park enthusiasts from the Wabash Valley didn't have to travel to such locales as Paramount's King's Island or Cedar Point to get their share of thrills as the Indiana State Sycamores (4-1, 1-0 GFC) raced out to a 14-0 lead, let Illinois State close to within one score at 14-7, took a 28-7 lead, lost the lead 35-28, tied the game, then won the battle in overtime 41-38, versus Illinois State (2-2, 0-1 GFC) in front of 2,825 fans at Memorial Stadium.

For the second time this season kicker Kyle Hooper was called upon the win a game, this time in the second overtime period with the score tied at 38. Hooper's 36-yard attempt sailed through the uprights, putting the finishing touches on what proved to be a wild Sycamore victory. The chance to win was set up by an

Illinois State fumble at the Sycamores' one-yard line at the start of the second overtime. The Redbirds' Demetrus Johnson was hit by linebacker Doc Gooden just before he reached the end zone where defensive end Kyle Mitchell fell on the ball to end the 'Birds' threat.

Hooper then drilled the game-winner after ISU rushed three times for six yards. Hooper also hit a 34-yard field goal in the first overtime period to put ISU up 38-35, but Illinois State kicker Stephen Carroll booted a 35-yarder of his own to tie the score at 38.

The contest was sent to overtime after the Redbirds' completed their comeback from 21 points down when Earl Newby scored on a six-yard TD run with 1:59 remaining in regulation to put Illinois State up 35-28. Sophomore Sam Logan's 58-yard touchdown reception off the arm of sophomore quarterback Phillip Johnson with 1:09 showing on the clock evened the score at 35 to send it to overtime. Johnson had a masterful day running the offense, completing 22 of 35 passes for a career-best 373 yards and three touchdowns.

A touchdown strike covering 27 yards from Johnson to Jaime Petrowski opened the scoring on the Sycamores' first drive of the day, netting a 7-0 advantage with 8:37 left in the first quarter. The drive was kept alive as the Sycamores converted all five third down opportunities it faced during the possession. The Sycamores padded their lead off the second touchdown toss of the day as Johnson hit sophomore Markus Naves on a crossing pattern who scampered untouched into the end zone for a 57-yard scoring play and a 14-0 lead. Illinois State got things going offensively to close the first half as Newby scored from a yard away to inch the Redbirds closer at 14-7.

The Sycamores scored first to open the second half when Jake Shields punched the ball in from six yards out to move ISU up 21-7 with 9:16 left in third quarter. The drive came after freshman Ryan Mosely blocked an Illinois State 37-yard field goal attempt on their second possession of the quarter. Johnson hit Sam Logan on a 52 yard pass that moved the ball inside the Redbird 20. Following a three-and-out forced by the Sycamore defense, Ryan Hoffman's punt was blocked by LaDrelle Bryant and recovered by Naves at the Illinois State five-yard line. Senior Sidney Montfort plunged in from three-yards out to put ISU up 28-7 with 6:22 remaining in the third period.

The Redbirds got within two scores at 28-14 when Demetrus Johnson scored from 16 yards out with 21 seconds left in the third period. The comeback continued when Illinois State quarterback Yance Vaughn hit Lauren Robinson on a 14-yard touchdown pass to get within a touchdown at 28-21 with 12:30 remaining in the game.

The 'Birds took advantage of a short field off a Sycamore turnover as Johnson tied the contest at 28 with a three-yard scoring run with 7:59 left in the game.

Game Five

Illinois State 38
Indiana State 41 (2OT)
October 2, 2004 — Terre Haute, Ind.

Score By Quarter	1	2	3	4	ot	Final
Illinois State	0	7	7	21	3	38
Indiana State	7	7	14	7	6	41

- ISU:** Petrowski 27 yd pass from Johnson (Hooper kick), 8:37 — 1st
ISU: Naves 57 yd pass from Johnson (Hooper kick), 6:50 — 2nd
ILSU: Newby 1 yd run (Carroll kick), 3:39 — 2nd
ISU: Shields 6 yd run (Hooper kick), 9:16 — 3rd
ISU: Montfort 3 yd run (Hooper kick), 6:22 — 3rd
ILSU: Johnson 16 yd run (Carroll kick), 0:21 — 3rd
ILSU: Robinson 14 yd pass from Vaughn (Carroll kick), 12:30 — 4th
ILSU: Johnson 3 yd run (Carroll kick), 7:59 — 4th
ILSU: Newby 6 yd run (Carroll kick), 1:59 — 4th
ISU: Logan 58 yd pass from Johnson (Hooper kick), 1:09 — 4th
ISU: Hooper 34 yd field goal — 1st OT
ILSU: Carroll 35 yd field goal — 1st OT
ISU: Hooper 36 yd field goal — 2nd OT

A — 2,825
 62 degrees, Mostly Sunny

Team Stats	Illinois State	Indiana State
First Downs	27	21
Rushes-Yardage	34-175	49-127
Passing Yardage	348	373
Passes-Comp-Int.	53-29-2	35-22-0
Fumbles-Lost	2-2	1-1
Penalties-Yardage	5-43	6-50
Punts-Avg.	6-44.5	8-36.6
3rd Down Conv.	10-19	9-20
Time of Possession	27:40	32:20

Individual Leaders

Rushing: ISU — Montfort 29-72, 1 TD; Shields 10-28, 1 TD; Johnson 7-22.
 ILSU — Johnson 17-138, 2 TD; Newby 8-24, 2 TD; Bullock 1-15.

Passing: ISU — Johnson 35-22-0, 373, 3 TD. ILSU — Vaughn 53-29-2, 348, 1 TD.

Receiving: ISU — Logan 5-161, 1 TD; Beste 5-47; Naves 4-98, 1 TD.
 ILSU — Barber 8-75; Mickle 6-104; Robinson 5-61, 1 TD.

2004 Game Recaps



MACOMB, Ill. — The Indiana State Sycamores (4-2, 1-1 GFC) raced out to a quick 14-0 lead then took advantage of two Western Illinois (3-3, 1-1 GFC) missed extra points late in the game to get within two points of the Leathernecks before falling 29-27.

With the Sycamores holding a 14-10 halftime lead, WIU's defense stood its ground to force a three-and-out for ISU. Leatherneck tailback Travis Glasford took a screen pass 74 yards for the go-ahead score with 13:02 left in the third quarter. Following Courtney Reese's fumbled punt return which was recovered by WIU, quarterback Steve LaFalce hit James Norris on a 30-yard scoring strike giving the Leathernecks a 23-14 advantage. Kicker Justin Langan missed his first extra point in 72 attempts following the score.

With 6:25 left in the third quarter, Sedrick Rivers padded the lead for WIU by scoring on a 10 yard scamper to put West-

ern up 29-14. Langan missed his second extra point of the contest to keep ISU within two scores.

Indiana State senior Jake Shields recorded his second rushing TD of the contest to put ISU back within one score at 29-21. With 5:51 remaining in the game, sophomore quarterback Phillip Johnson surged into the end zone from one-yard out making the score 29-27.

Johnson's pass attempt on the conversion was knocked down by WIU defenders. A final drive by ISU reached the Western 39 yard line, but an incomplete pass on third down and a Johnson interception by WIU's Michael Woods on fourth down ended the threat. With the Leathernecks up 29-21 early in the fourth quarter, Johnson's pass was intercepted by WIU defensive lineman J. Lormille at the four yard line.

Following one play, Glasford rushed to the one yard line where LaDrelle Bryant's hit knocked the ball loose and Doc Gooden took it on the hop inside the Sycamores' own end zone and rumbled out to the 50.

ISU was not able to capitalize as they reached the Western 28, but lost yards on an attempted screen pass to Sidney Montfort as well as a delay of game penalty which pushed ISU out of field goal range. Indiana State open the scoring on a Montfort one-yard touchdown run, capping a 14-play, 65-yard drive on the Sycamores' first possession. Shields gave the Sycamores a 14-0 advantage with 2:54 left in the first quarter when he scored his first touchdown of the day - a 14-yard run.

Shields scored two touchdowns in a game for the first time since the 2002 season when he keyed a 21-19 comeback victory over Northern Iowa. Shields enjoyed his second 100-yard rushing effort of the season as he amassed 111 yards on the ground with two TDs.

Montfort was solid as well, gaining 68 yards with a score. ISU was paced by junior Jamie Petrowski, senior James Braden and sophomore Sam Logan with three catches each. Petrowski led the receiving corps with 56 receiving yards.

Johnson was 12-of-33 in the passing game for 154 yards. WIU's Glasford finished the day with 143 yards rushing and 111 yards receiving with one TD. Quarterback Steve LaFalce was 14-of-23 in the air for 206 yards and two TD passes.

Game Six

Indiana State 27
Western Illinois 29
October 9, 2004 — Macomb, Ill.

Score By Quarter	1	2	3	4	Final
Indiana State	14	0	7	6	27
Western Illinois	0	10	19	0	29

ISU: Montfort 1 yd run (Hooper kick), 7:04 — 1st
 ISU: Shields 14 yd run (Hooper kick), 2:54 — 1st
 WIU: Norris 37 yd punt return (Langan kick), 12:09 — 2nd
 WIU: Langan 21 yd field goal, 0:25 - 2nd
 WIU: Glasford 74 yd pass from LaFalce (Langan kick), 13:02 — 3rd
 WIU: Norris 30 yd pass from LaFalce (kick failed), 10:50 — 3rd
 WIU: Rivers 10 yd run (kick failed), 6:25 — 3rd
 ISU: Shields 32 yd run (Hooper kick), 5:07 — 3rd
 ISU: Johnson 1 yd run (Johnson pass failed), 5:51 — 4th

A — 15,216
70 degrees, Sunny

Team Stats	Indiana State	Western Illinois
First Downs	21	17
Rushes-Yardage	47-202	48-234
Passing Yardage	154	226
Passes-Comp-Int.	33-12-2	24-15-0
Fumbles-Lost	2-1	3-2
Penalties-Yardage	4-25	8-45
Punts-Avg.	9-36.0	7-30.4
3rd Down Conv.	7-18	3-14
Time of Possession	29:19	30:41

Individual Leaders

Rushing: ISU — Shields 16-111, 2 TD; Montfort 23-68, 1 TD; Johnson 5-17, 1 TD.
 WIU — Glasford 30-143; LaFalce 7-47; Rivers 6-15, 1 TD.

Passing: ISU — Johnson 33-12-2, 154. WIU — LaFalce 23-14-0, 206, 2 TD; Gant 1-1-0, 20.

Receiving: ISU — Petrowski 3-56; Braden 3-43; Logan 3-29. WIU — Glasford 7-111, 1 TD; Rivers 4-31; Norris 2-41, 1 TD.

2004 Game Recaps



TERRE HAUTE, Ind. — Indiana State (4-3, 1-2 Gateway) was able to comeback from a 28-21 deficit versus Southwest Missouri State (5-2, 2-1 Gateway) by scoring a touchdown in the waning minutes of the contest, but the Bears took the ensuing kickoff back within field goal range.

Kicker Jon Scifres kicked a field goal with three seconds remaining, lifting Southwest Missouri State to a 31-28 victory over Indiana State on Saturday night.

The Sycamores tied the game with 23 seconds to go on a 15-yard touchdown run by Phillip Johnson, but the Bears set up Scifres' winning kick with a 61-yard return by Scotie Reddix on the ensuing kickoff.

Cody Pratt then rushed 6 yards to the Indiana State 21, and after two timeouts, Scifres hit the game-winner.

Southwest Missouri overcame a 14-0 deficit after Indiana State's Jake Shields' 35-yard touchdown reception and Courtney Reese's 44-yard punt return in the first quarter.

Reese's punt return for a score was the first for a Sycamore since 1999.

Pratt finished with 137 yards rushing, and Preston Portee and A.J. Porter ran for two touchdowns each for the Bears.

Porter's second touchdown, a one-yard run with just over four minutes to go, put Southwest Missouri up 28-21, but the Sycamores tied the game on Johnson's run after a 16-play, 72-yard drive in the closing minutes.

Shields rushed for 114 yards and Johnson was 18-of-35 for 229 yards with the one TD pass to Shields.

Game Seven

SMS 31
Indiana State 28
October 16, 2004 — Terre Haute, Ind.

Score By Quarter	1	2	3	4	Final
SMS	0	14	7	10	31
Indiana State	14	0	7	7	28

ISU: Shields 35 yd run (Hooper kick), 5:15 — 1st
 ISU: Reese 44 yd punt return (Hooper kick), 0:21 — 1st
 SMS: Portee 1 yd run (Scifres kick), 4:38 — 2nd
 SMS: Porter 4 yd run (Scifres kick), 1:30 — 2nd
 SMS: Portee 1 yd run (Scifres kick), 6:18 — 3rd
 ISU: Shields 5 yd run (Hooper kick), 3:25 — 3rd
 SMS: Porter 1 yd run (Scifres kick), 4:12 — 4th
 ISU: Johnson 15 yd run (Hooper kick), 0:23 — 4th
 SMS: Scifres 38 yd field goal, 0:03 — 4th

A — 2,793
42 degrees, Mostly Cloudy

Team Stats	SMS	Indiana State
First Downs	19	20
Rushes-Yardage	51-252	41-161
Passing Yardage	125	299
Passes-Comp-Int.	25-11-1	35-18-0
Fumbles-Lost	1-1	1-1
Penalties-Yardage	4-48	2-30
Punts-Avg.	7-34.9	6-38.2
3rd Down Conv.	10-18	6-17
Time of Possession	33:18	26:42

Individual Leaders

Rushing: ISU — Shields 28-114, 1 TD; Johnson 7-22, 1 TD; Sample 5-18.
 SMS — Pratt 30-137; Portee 11-46, 2 TD; Taylor 6-43.

Passing: ISU — Johnson 35-18-0, 229, 1 TD. SMS — Porter 24-10-1, 72; Rush 1-1-0, 53.

Receiving: ISU — Logan 9-130; Shields 4-58, 1 TD; Naves 2-16. SMS — Rush 5-45; Portee 2-16; Nicholson 1-53.

2004 Game Recaps



BOWLING GREEN, Ky. — When Western Kentucky and Indiana State get together for Gateway Football Conference contests, they've traditionally involved Homecomings, rainy weather, and Hilltopper victories.

The 2004 version was no different as for the third time at WKU, and the fifth time in the 17 all-time meetings the game marked a Homecoming contest; the game was played in rainy conditions for the fourth straight season; and Western won for the ninth consecutive time.

With the 31-9 victory, WKU moved to 5-2 (3-1 GFC) while Indiana State dropped to 4-4 (1-3 GFC). A close 14-6 half-time score broke open when Hilltopper tailback Lerron Moore recorded a rushing touchdown with 7:54 left in the third quarter. Moore finished the game with 65 rushing yards on 16 carries.

Enjoying a 3-3 for day on field goals, sophomore kicker Kyle Hooper connected on his third attempt of the contest inch-

ing ISU back to within two scores at 21-9 with 3:13 remaining in the third quarter. WKU's Chris James answered as the period ended with a 31-yarder of his own stretching the Hilltopper advantage out to 24-9.

The 'Toppers were able to take advantage of great field position at the 50 following a punt return, reaching the end zone in just two plays as quarterback Justin Haddix hit Earl Clayton for a 53-yard touchdown pass.

The score gave WKU a 31-9 lead with 12:59 remaining. Haddix recorded a career-best 276 passing yards while wide receiver Maurice Perkins topped the 100 receiving yards mark for the third time this season, recording 108 — the first time since 1995 that a Hilltopper has accomplished that feat. ISU had its own 100-yard receiver as Sam Logan caught 10 passes for 114 yards.

Logan became the first Sycamore since Rodney Porter in 1989 to catch at least 10 passes in a game. Logan's day is the third time he has eclipsed the 100-yard mark this season — the first time a Sycamore has laid claim to that feat since Steve Emlinger had four 100-yard games in 1988.

ISU's sophomore quarterback Phillip Johnson likewise had an outstanding outing on a rainy evening as he amassed 204 yards through the air, on a 22-for-34 effort. Jake Shields paced the Sycamores on the ground with 81 yards.

WKU opened the scoring with 3:52 left in the first quarter when Moore scooted through an opening in the middle of the field for an eight-yard touchdown run. They expanded the advantage to 14 when Stephen Willis burst over the top for a one-yard score with 11:35 left in the first half.

ISU received the break it needed with just under 10 minutes left in the second quarter after being stopped by the Topper defense in three plays. Freshman Brandon Anweiler's punt was muffed by WKU's Dennis Mitchell and recovered by freshman Courtney Reese at the Western 16.

After three plays, Hooper connected on a 29-yard field goal to inch ISU closer at 14-3. The contest became a one possession affair with 1:38 left before the intermission when Hooper hit his second field goal of the contest, a 40-yarder, making the score 14-6.

Game Eight

Indiana State 9
Western Kentucky 31
October 23, 2004 — Bowling Green, Ky.

Score By Quarter	1	2	3	4	Final
Indiana State	0	6	3	0	9
Western Kentucky	7	7	10	7	31

WKU: Moore 8 yd run (James kick), 3:52 — 1st
 WKU: Willis 1 yd run (James kick), 11:35 — 2nd
 ISU: Hooper 29 yd field goal, 8:03 — 2nd
 ISU: Hooper 40 yd field goal, 1:38 — 2nd
 WKU: Porter 5 yd run (James kick), 7:54 — 3rd
 ISU: Hooper 30 yd field goal, 3:13 — 3rd
 WKU: James 31 yd field goal, 0:00 — 3rd
 WKU: Clayton 53 yd pass from Haddix (James kick), 12:59 — 4th

A — 7,390
68 degrees, Rain

Team Stats	Indiana State	Western Kentucky
First Downs	13	17
Rushes-Yardage	31-80	46-161
Passing Yardage	204	276
Passes-Comp-Int.	34-22-0	18-12-0
Fumbles-Lost	1-1	3-1
Penalties-Yardage	6-48	5-40
Punts-Avg.	8-37.9	6-43.8
3rd Down Conv.	3-14	6-15
Time of Possession	30:12	29:48

Individual Leaders

Rushing: ISU — Shields 18-81; Montfort 6-14; Schmidt, B. 2-0. WKU — Moore 16-65, 1 TD; Porter 12-32, 1 TD; Haddix 3-26.

Passing: ISU — Johnson 34-22-0, 204. WKU — Haddix 18-12-0, 276, 1 TD.

Receiving: ISU — Logan 10-114; Petrowski 3-38; Shields 3-14. WKU — Perkins 4-108; Porter 2-16; Clayton 1-53, 1 TD.

2004 Game Recaps



YOUNGSTOWN, Ohio — After winning its first four contests of the season in which Indiana State scored first, it has dropped three in a row as the Sycamores fell to Youngstown State, 45-20 at Youngstown's Stambaugh Stadium.

The Sycamores fell to 4-5 (1-4 GFC) while the Penguins moved to 3-6 (1-4 GFC). A close 14-13 game at the half quickly turned in the Penguin's favor behind the running of Josh Cayson. He scored the first of two second half touchdowns to cap YSU's first drive of the third quarter which chewed up over six minutes of the clock with 8:35 left putting Youngstown up 21-13.

After YSU expanding its lead to 31-13, the Sycamores showed life with a no-huddle offense producing a season-long 61-yard touchdown pass from Phillip Johnson

to Markus Naves. With the score closer at 31-20, the Sycamore defense still did not contain Cayson, who used a short field of 36 yards to punch in the game clinching TD putting the Penguins up 38-20.

With 1:57 left, YSU netted its final score on a Steve Reynolds 43-yard interception return — the only turnover of the contest.

ISU jumped out to a 7-0 lead following its opening drive when Johnson hit Jamie Petrowski on a 30-yard touchdown as Petrowski caught the ball across the middle and used key blocking on the outside to stretch into the end zone for his second score of the season.

YSU fullback Demestruis Ison plunged in from a yard out to tie the score latter in the first quarter. The Sycamores continued its march on the Penguins, moving the ball easily inside the five-yard line on its next two possessions, only to be stuffed by the YSU defense. Those promising drives in which one TD was called back due to a holding penalty, resulted in two Kyle Hooper field goals to put ISU up 13-7.

The Penguins gained the 14-13 first half advantage when quarterback Tom Zetts hit Matt Rycraft on a 17-yard catch-and-run for a TD with 8:58 left in the second quarter.

Therral Hatfield almost broke a school record with a 98-yard kickoff return for a touchdown, but the scamper was called back due to an illegal block. Field position was key in the contest, as the game was played with a stiff 25 mph wind blowing out of the southwest. ISU averaged starting from its own 31 while the Penguins started from its own 39.

YSU started on the Sycamores' side of the 50 on three of their six touchdowns. Johnson connected on 19 of his 36 passes for 230 yards and two touchdowns. Junior Martuan Sample led the Sycamores with 55 rushing yards while Jamie Petrowski led all receivers with six catches for 72 yards and a TD. Hooper was 2-of-2 on field goals, pushing his season total to 13 — just five shy of the school's single-season record of 18.

For YSU, Cayson finished with 158 rushing yards and two scores while Zetts was 12-of-19 for 140 yards and two touchdowns.

Game Nine

Indiana State 20
Youngstown State 45
October 30, 2004 — Youngstown, Ohio

Score By Quarter	1	2	3	4	Final
Indiana State	10	3	0	7	20
Youngstown State	7	7	14	17	45

- ISU: Petrowski 30 yd pass from Johnson (Hooper kick), 9:58 — 1st
 YSU: Ison 1 yd run (Terracina kick), 4:56 — 1st
 ISU: Hooper 21 yd field goal, 1:05 — 1st
 ISU: Hooper 22 yd field goal, 11:59 — 2nd
 YSU: Rycraft 17 yd pass from Zetts (Terracina kick), 8:58 — 2nd
 YSU: Cayson 1 yd run (Terracina kick), 8:35 — 3rd
 YSU: Ison 23 yd pass from Zetts (Terracina kick), 5:00 — 3rd
 YSU: Terracina 27 yd field goal, 11:50 — 4th
 ISU: Naves 61 yd pass from Johnson (Hooper kick), 10:39 — 4th
 YSU: Cayson 5 yd run (Terracina kick), 3:11 — 4th
 YSU: Reynolds 43 yd interception return (Terracina kick), 1:57 — 4th

A — 10,512
68 degrees, Partly Cloudy

Team Stats	Indiana State	Youngstown State
First Downs	18	23
Rushes-Yardage	33-121	53-278
Passing Yardage	230	140
Passes-Comp-Int.	36-18-1	19-2-0
Fumbles-Lost	0-0	0-0
Penalties-Yardage	6-36	5-35
Punts-Avg.	3-39.7	4-32.5
3rd Down Conv.	8-16	9-15
Time of Possession	26:33	33:27

Individual Leaders

Rushing: ISU — Sample 9-55; Shields 15-47; Forte 6-34. YSU — Cayson 32-158, 2 TD; Edgerson 8-50; Ison 7-39, 1 TD.

Passing: ISU — Johnson 36-19-1, 230, 2 TD. YSU — Zetts 19-12-0, 140, 2 TD.

Receiving: ISU — Petrowski 6-72, 1 TD; Broden 4-45; Shields 3-12. YSU — Ison 3-56, 1 TD; Rycraft 3-29, 1 TD; Smith 2-19.

2004 Game Recaps



TERRE HAUTE, Ind. — The Indiana State Sycamores (4-6, 1-5 GFC) dropped their second straight Homecoming contest as they fell 58-6 to Northern Iowa (5-4, 4-2 GFC) in front of 5,261 fans at Memorial Stadium.

ISU would score twice off the leg of sophomore kicker Kyle Hooper as he hit field goals from 34 and 46 yards. The 34-yarder opened the scoring in the contest before Northern Iowa scored 30 unanswered points to take a 30-3 lead heading into the final minutes of the first half.

With just one tenth of a second remaining before the half, Hooper tied a career-best with a 46-yarder to get ISU back to within striking range at 30-6. The Sycamores showed life within the first five minutes of the second half as the defense held strong and the offense moved the ball, but were forced to punt.

Justin Surrency's 68-yard punt return for a touchdown with 9:48 left in the third stanza put UNI ahead 37-6 and seemed to take the wind out of ISU's sails.

After Panther quarterback Eric Sanders had tossed four first half scores, UNI used the ground game as they added three rushing touchdowns in the fourth quarter for the 58-6 win.

Sophomore wide receiver Sam Logan made seven catches for 89 yards in the game, while sophomore quarterback Phillip Johnson was 13-of-33 in the air for 156 yards.

Logan's seven catches gave him 53 for the season, which broke the school record of 51 set by Steve Eminger in 1988. Junior linebacker LaDrelle Bryant led the Sycamores with eight tackles and a forced fumble.

Doc Gooden recorded only four tackles but had a 23-yard interception in the first half.

Game Ten

Northern Iowa 58
Indiana State 6
November 6, 2004 — Terre Haute, Ind.

Score By Quarter	1	2	3	4	Final
Northern Iowa	16	14	21	7	58
Indiana State	3	3	0	0	6

- ISU:** Hooper 34 yd field goal, 8:09 — 1st
UNI: Cutright 17 yd pass from Sanders (Wingert kick), 6:23 — 1st
UNI: Gibbs safety, 3:09 — 1st
UNI: Hunter 55 yd pass from Sanders (Wingert kick), 2:56 — 1st
UNI: Surrency 10 yd pass from Sanders (Wingert kick), 10:34 — 2nd
UNI: Thom 5 yd pass from Sanders (Wingert kick), — 2nd
ISU: Hooper 46 yd field goal, 0:00 — 2nd
UNI: Surrency 68 yd punt return (Wingert kick), 9:48 — 3rd
UNI: Freney 2 yd run (Wingert kick), 3:21 — 3rd
UNI: Sanders 14 yd run (Wingert kick), 0:53 — 3rd
UNI: Lizzi 9 yd run (Wingert kick), 10:41 — 4th

A — 5,261
71 degrees, Sunny

	Northern Iowa	Indiana State
First Downs	21	13
Rushes-Yardage	56-275	29-22
Passing Yardage	174	156
Passes-Comp-Int.	15-11-1	33-13-1
Fumbles-Lost	1-1	3-3
Penalties-Yardage	5-54	5-42
Punts-Avg.	4-38.2	7-30.6
3rd Down Conv.	9-15	3-13
Time of Possession	35:45	24:15

Individual Leaders

Rushing: ISU — Shields 8-23; Montfort 9-19; Forte 7-18. UNI — Freney 26-89, 1 TD; Lizzi 15-68, 1 TD; Sanders 9-63, 1 TD.

Passing: ISU — Johnson 33-13-1, 156 UNI — Sanders 15-11-1, 174, 4 TD.

Receiving: ISU — Logan 7-89; Braden 3-47; Naves 1-14. UNI — Cutright 2-34, 1 TD; Breeland 2-15; Surrency 2-15.

2004 Game Recaps



CARBONDALE, Ill. — Indiana State entered the game at Southern Illinois 0-4 all-time versus a #1-ranked NCAA Division I-AA team. That mark moved to 0-5 as ISU dropped a 59-10 decision at the top-ranked Salukis. SIU moved to 10-1, 7-0 GFC, while ISU finished its season 4-7, 1-6 GFC. The Salukis took the conference title with the win, finishing off the first-ever 7-0 season in league history.

SIU quarterback Joel Sambursky tossed four first-half touchdowns and ran for another as the Salukis raced out to a 42-3 lead at the intermission. On a fourth-and-goal play at the ISU one-yard line, Sambursky went around left end on an option to cap the game's opening drive and give SIU a 7-0 lead.

Sambursky would then find Brent Little on the first of two scoring strikes with 6:32 left in the first stanza to move SIU out to a 14-0 advantage.

Sophomore kicker Kyle Hooper would score for the Sycamores with 3:42 left in the first quarter when he capped an 11-play, 46-yard drive to get ISU back to within 14-3. The kick was Hooper's 16th field goal of the season, as he hit his eight consecutive attempt of the season.

Adam Vogel recorded his third sack of the season in the second quarter — ISU's first quarterback sack in its last five games.

Leading 14-3, Sambursky continued his aerial assault as he found Quorey Payne on a five-yard toss and hit Little on an 82-yard TD to move up 28-3. After tailback Brandon Jacobs found the end zone on a 50-yard run to move the Saluki advantage ahead to 35-3, Sambursky found Kellen Allen on a five-yard score to give SIU a halftime advantage of 42-3.

Indiana State appeared to put together a scoring drive midway through the third quarter as they marched down inside the Saluki 10-yard line. ISU kept the drive going on a fourth-and-one; just on its side of the 50 when Kris Karagory ran the ball on a fake punt and pushed it forward for a first down. The drive was aided by two Saluki pass interference calls to keep the drive alive. It died on a fourth-and-six play from the SIU nine, when Phillip Johnson's pass was intercepted and returned back to midfield.

That play set up Jacob's second score of the day, when he reached pay dirt as the Salukis took a 49-3 lead.

After a SIU field goal, Johnson found Carl Berman in the left corner of the end zone for an 18-yard touchdown to inch the Sycamores closer at 52-10 with just over six minutes left in the contest.

With time winding down in the game, Antonio Jackson added a five-yard touchdown run to cap the Saluki scoring and seal SIU's 59-10 victory.

ISU's leading rusher in the contest was Jake Shields who finished the game with 50 yards. Shields ended his ISU career with 2,119 rushing yards — the fifth-best mark in school history. Phillip Johnson hit 18-of-44 passes for 224 yards and finished the season with 1,951 yards through the air — the fifth-most passing yards in a single-season by a Sycamore. Indiana State's offense generated 2,307 passing yards during the season, which broke the previous school record of 2,249 set in 1988.

Game Eleven

Indiana State 10
Southern Illinois 59

November 13, 2004 — Carbondale, Ill.

Score By Quarter	1	2	3	4	Final
Indiana State	3	0	0	7	10
Youngstown State	14	28	7	10	59

- SIU: Sambursky 1 yd run (Coffin kick), 11:21 — 1st
- SIU: Little 35 yd pass from Sambursky (Coffin kick), 6:32 — 1st
- ISU: **Hooper 45 yd field goal, 3:42 — 1st**
- SIU: Payne 5 yd pass from Sambursky (Coffin kick), 13:30 — 2nd
- SIU: Little 82 yd pass from Sambursky (Coffin kick), 10:21 — 2nd
- SIU: Jacobs 50 yd run (Coffin kick), 5:10 — 2nd
- SIU: Allen 5 yd pass from Sambursky (Coffin kick), 0:34 — 2nd
- SIU: Jacobs 14 yd run (Coffin kick), 2:43 — 3rd
- SIU: Coffin 44 yd field goal, 11:02 — 4th
- ISU: **Berman 18 yd pass from Johnson (Hooper kick), 6:14 — 4th**
- SIU: Jackson 5 yd run (Coffin kick), 2:03 — 4th

A — 7,423
49 degrees, Clear

Team Stats	Indiana State	Youngstown State
First Downs	23	25
Rushes-Yardage	39-142	42-333
Passing Yardage	224	255
Passes-Comp-Int.	44-18-3	19-13-0
Fumbles-Lost	0-0	1-2
Penalties-Yardage	5-50	14-127
Punts-Avg.	4-38.5	3-40.3
3rd Down Conv.	7-16	5-10
Time of Possession	31:42	28:18

Individual Leaders

Rushing: ISU — Shields 6-50; Forte 13-45; Sample 9-21. SIU — Jacobs 11-122, 2 TD; Jackson 10-102, 1 TD; Jackson 14-95.

Passing: ISU — Johnson 44-18-3, 224, 1 TD. SIU — Sambursky 13-12-0, 246, 4 TD; Cairns 6-1-0, 9.

Receiving: ISU — Berman 5-90, 1 TD; Forte 4-16; Petrowski 3-46. SIU — Little 3-167, 2 TD; Allen 3-30, 1 TD; Kupec 2-22.

2004 Gateway Football Conference Honor Roll

All-Gateway Football Conference Teams

FIRST TEAM OFFENSE

Pos.	Name	School
QB	Joel Sambursky	Southern Illinois
RB	Terrance Freaney	UNI
	Travis Glasford	Western Illinois
FB	Demetrius Ison	Youngstown State
TE	Mike Roberts	Youngstown State
WR	Steven Rush	SMS
	Brent Little	Southern Illinois
OL	Buster Ashley	Western Kentucky
	Stafford Davis	Illinois State
	Fred Layne	Western Illinois
	Elmer McDaniel	Southern Illinois
	Luke Stigler	UNI
PK	Jon Scifres	SMS

FIRST TEAM DEFENSE

Pos.	Name	School
DL	Kyle Mitchell	Indiana State
	Ryan Arnold	UNI
	Linton Brown	Southern Illinois
	Steve Watson	SMS
LB	Boomer Grigsby	Illinois State
	Charles Thompson	Western Kentucky
	Deonte Smith	Western Kentucky
	Royal Whitaker	Southern Illinois
DB	Darren Barnett	SMS
	Mike Bracken	Youngstown State
	Dre Dokes	UNI
	Alexis Moreland	Southern Illinois
	Antonio Thomas	Western Kentucky
P	Brian Claybourn	Western Kentucky
RS	James Norris	Western Illinois

Honorable Mention

Illinois State: QB Yance Vaughn; FB Mike Larson; OL Jeremy Melville
Indiana State: QB Phillip Johnson; PK Kyle Hooper; LB LaDrelle Bryant
UNI: FB Reggie Brown; TE Andy Thom; P Cory Henke
Southern Illinois: CB Yemi Akisanya; CB Brandon Bruner; DE Andrew Franklin
SMS: TE Matt Buchholz; OT Travis Brown; CB Torre Endsley; RB Cody Pratt; P Jon Scifres
Western Illinois: WR Reggie Gray; PK Justin Langan; WR James Norris; DL Pat Ryan
Western Kentucky: OL Ryan Thomas; LB Brandon Smith; DB Marion Rumph; RS Dennis Mitchell
Youngstown State: DL Brandon Brown; CB Jason Perry; WR Kyle Smith

OFFENSIVE PLAYER OF THE YEAR: QB Joel Sambursky, Southern Illinois

DEFENSIVE PLAYER OF THE YEAR: LB Boomer Grigsby, Illinois State

'BRUCE CRADDOCK' GATEWAY COACH OF THE YEAR: Jerry Kill, Southern Illinois

GATEWAY FOOTBALL CONFERENCE PLAYERS OF THE WEEK

WK	Offensive	Defensive	Special Teams	Offensive Line
1	Brandon Jacobs, SIU	C. Thompson, WKU	James Norris, WIU	Brian Atkins, SIU
2	Travis Glasford, WIU	Quincy Wallace, ISU	Kyle Hooper, ISU	Brad Durham, SMS
3	Yance Vaughn, ISU	C. Thompson, WKU	LaDrelle Bryant, INS	Buster Ashley, WKU
4	M. Gibson, YSU	Doc Gooden, ISU	Kris Coffee, WIU	Fred Freitag, ISU
5	Travis Glasford, WIU	Deonte Smith, WKU	Craig Turner, SIU	Travis Brown, SMS
6	Travis Glasford, WIU	Alexis Moreland, SIU	James Norris, WIU	Stafford Davis, ISU
7	Steve LaFalce, WIU	Alexis Moreland, SIU	Brian Winger, UNI	Elmer McDaniel, SIU
8	Terrance Freaney, WIU	Boomer Grigsby, ISU	Joe Watkins, ISU	Luke Stigler, UNI
9	Justin Surrency, UNI	Getty Cavitt, WKU	Brian Claybourn, WKU	Doug Wilkinson, UNI
10	Eric Sanders, UNI	Darren Barnett, SMS	Justin Surrency, UNI	Norris Kennedy, YSU
11	Joel Sambursky, SIU	Leron Moore, WKU	Jon Scifres, SMS	Buster Ashley, WKU
12	Brian Porter, WKU	Justin Heins, UNI	Dennis Mitchell, WKU	Barrett Anderson, UNI

ALL-NEWCOMER TEAM

Offense

RS	Theral Hatfield	Indiana State
RB	Brandon Jacobs	Southern Illinois
OL	Erik Losey	Western Kentucky
WR	Kevelt Mickie	Illinois State
RB	Brian Porter	Western Kentucky
QB	Eric Sanders	UNI
OL	Fred Staugh	Indiana State
RB	Brian Thompson	Illinois State
FB	Craig Turner	Southern Illinois
RB	Arkee Whitlock	Southern Illinois
QB	Tom Zelts	Youngstown State

Defense

CB	Darren Barnett	SMS
LB	LaDrelle Bryant	Indiana State
LB	Travis Cherry	Western Illinois
LB	Doc Gooden	Indiana State
LB	Darryl Johnston	SMS
LB	Brett Koebocke	UNI
DB	Marion Rumph	Western Kentucky
LB	James Terry	Youngstown State
DL	Daniel Williams	Western Kentucky
DB	Michael Woods	Western Illinois
DL	Joe Woolridge	Western Kentucky

All-Academic Team

First Team

DL	Tom Brillhart	Indiana State
PK	Stephen Carroll	Illinois State
C	Perry Cox	Western Illinois
C	Brad Durham	SMS
PK	Kyle Hooper	Indiana State
QB	Phillip Johnson	Indiana State
TE	Chris Kupec	Southern Illinois
PK	Justin Langan	Western Illinois
LB	Tony Rinella	Southern Illinois
QB	Joel Sambursky	Southern Illinois
TB	Jake Shields	Indiana State
WR	Justin Surrency	UNI

Second Team

TE	Shawn Carlson	Youngstown State
P	Brian Claybourn	Western Kentucky
LB	Phillip Doyle	Southern Illinois
OL	Fred Freitag	Indiana State
QB	Steve LaFalce	Western Illinois
WR	James Lindgren	UNI
OT	Matt Miller	Southern Illinois
C	John Schabillon	UNI
DE	Justin Scholes	Youngstown State
OC	Doug Wilkinson	UNI

Honorable Mention: G Stafford Davis, ISU; OL Jan Ferber, ISU; DL Kyle Mitchell, ISU; WR Curt Bradley, UNI; CB Brad Brachear, SIU; S Marlon Heaston, SIU; J.T. Wise, SIU; LB Michael Kasprak, WIU; LB Marty Hutchinson, YSU; PK Nick Terracina, YSU.

2004 Final Statistics

Final Results

DATE	OPPONENT	W/L	SCORE	ATT.
Aug. 28	at Miami (Ohio)	L	0-49	18,022
Sept. 11	at Eastern Illinois	W (OT)	33-30	9,320
Sept. 18	Murray State	W	28-21	3,027
Sept. 25	Tennessee-Martin	W	41-24	2,705
Oct. 2	Illinois State *	W (OT)	41-38	2,825
Oct. 9	at Western Illinois *	L	27-29	15,216
Oct. 16	SMS *	L	28-31	2,793
Oct. 23	at #10 Western Kentucky *	L	9-31	7,390
Oct. 30	at Youngstown State *	L	20-45	10,512
Nov. 6	Northern Iowa *	L	6-58	5,261
Nov. 13	at #1 Southern Illinois *	L	10-59	7,423

*denotes Gateway Conference game

Team Statistics

	ISU	OPP
FIRST DOWNS	202	242
Rushing	85	116
Passing	102	111
Penalty	15	15
RUSHING YARDAGE	1441	2377
Yards gained rushing	1684	2585
Yards lost rushing	243	208
Rushing Attempts	449	484
Average Per Rush	3.2	4.9
Average Per Game	131.0	216.1
TDs Rushing	18	30
PASSING YARDAGE	2307	2549
Att-Comp-Int	366-189-11	312-194-10
Average Per Pass	6.3	8.2
Average Per Catch	12.2	13.1
Average Per Game	209.7	231.7
TDs Passing	8	21
TOTAL OFFENSE	3748	4926
Total Plays	815	796
Average Per Play	4.6	6.2
Average Per Game	340.7	447.8
KICKOFF RETURNS: #-YARDS	61-1289	40-902
PUNT RETURNS: #-YARDS	27-289	39-489
INTERCEPTION RETURNS: #-YARDS	10-101	11-168
FUMBLES-LOST	16-11	25-14
PENALTIES-YARDS	61-506	73-596
PUNTS-AVG.	69-37.0	54-36.8
TIME OF POSSESSION/GAME	29:39	30:21
3RD-DOWN CONVERSIONS	68/182	76/161
4TH-DOWN CONVERSIONS	11/22	6/12

Score By Quarters

	1st	2nd	3rd	4th	OT	Total
Indiana State	37	58	41	34	0	170
Opponents	81	100	108	61	6	356

Field Goals

	FGM-FGA	Pct.	01-19	20-29	30-39	40-49	50-99	Lg.	Bk.
Hooper	16-20	80.0	0-0	5-5	5-8	6-7	0-0	46	0

Rushing

	G	Att	Gain	Loss	Net	Avg	TD	Long	Avg/G
Shields	11	154	674	29	645	4.2	7	32	58.6
Montfort	9	153	522	35	487	3.2	7	20	54.1
Sample	10	54	219	20	199	3.7	1	34	19.9
Forte	4	26	102	5	97	3.7	0	20	24.2
Johnson	10	39	129	105	24	0.6	3	21	2.4
Karagory	11	2	8	0	8	4.0	0	8	0.7
Berman	5	1	7	0	7	7.0	0	7	1.4
Schmidt	5	11	16	18	-2	-0.2	0	9	-0.4
Team	4	4	0	6	-6	-1.5	0	0	-1.5
Schiff	2	5	7	25	-18	-3.6	0	4	-9.0
Totals	11	449	1684	243	1441	3.2	18	34	131.0
Opponents	11	484	2585	208	2377	4.9	30	66	231.7

Passing

	G	Effic.	Att-Comp-Int	Pct	Yds	TD	Lng	Avg/G
Johnson	10	105.48	308-155-10	50.3	1946	8	61	194.6
Schmidt	5	117.14	31-18-0	58.1	218	0	38	43.6
Schiff	2	96.34	27-16-1	59.3	143	0	26	71.5
Totals	11	105.79	366-189-11	51.6	2307	8	61	209.7
Opponents	11	146.61	312-194-10	62.2	2549	21	82	231.7

Receiving

	G	No.	Yds	Avg	TD	Long	Avg/G
Logan	11	55	760	13.8	2	58	69.1
Naves	11	27	465	17.2	2	61	42.3
Petrowski	11	26	301	11.6	2	30	27.4
Braden	11	25	278	11.1	0	34	25.3
Shields	7	14	153	10.9	0	26	21.9
Beste	7	14	153	10.9	0	26	21.9
Berman	5	7	105	15.0	1	24	21.0
Forte	4	5	22	4.4	0	6	5.5
Montfort	9	5	14	2.8	0	6	1.6
Karagory	11	2	12	6.0	0	8	1.1
Sample	10	2	9	4.5	0	10	0.9
McMannus	7	1	25	25.0	0	25	3.6
Steckler	3	1	18	18.0	0	16	6.0
Totals	11	189	2307	12.2	8	61	209.7
Opponents	11	194	2549	13.1	21	82	231.7

Total Offense

	G	Plays	Rush	Pass	Total	Avg/G
Johnson	10	347	24	1946	1970	197.0
Shields	11	154	645	0	645	58.6
Montfort	9	153	487	0	487	54.1
Schmidt	5	42	-2	218	216	43.2
Sample	10	54	199	0	199	19.9
Schiff	2	32	-18	143	125	62.5
Forte	4	26	97	0	97	24.2
Karagory	11	2	8	0	8	0.7
Berman	5	1	7	0	7	1.4
Team	4	4	-6	0	-6	-1.5
Totals	11	815	1441	2307	3748	340.7
Opponents	11	796	2377	2549	4926	447.8

2004 Final Statistics

All-Purpose Yardage

	G	Rush	Rec	PR	KOR	IR	FR	Tot	Avg/G
Hatfield	8	0	0	0	906	0	0	906	113.2
Shields	11	654	145	0	100	0	0	890	80.9
Logan	11	0	760	0	0	0	0	760	69.1
Montfort	9	487	14	0	0	0	0	501	55.7
Naves	11	0	465	4	0	0	0	469	42.6
Sample	10	199	9	0	159	0	0	367	36.7
Petrowski	11	0	301	0	0	0	0	301	27.4
Braden	11	0	278	0	0	0	0	278	25.3
Beste	7	0	153	0	0	0	0	153	21.9
Wallace	7	0	0	137	0	-2	0	135	19.3
Forte	4	97	22	0	15	0	0	134	33.4
Berman	5	7	105	12	0	0	0	112	22.4
Reese	9	0	0	0	0	0	0	103	11.4
Walley	1	0	0	28	0	0	0	61	61.0
Howard	11	0	0	0	0	0	0	53	4.8
Jackson	4	0	0	0	0	52	0	52	13.0
Bryant	11	0	0	0	8	0	0	28	2.5
Karagory	11	8	12	0	0	0	0	27	2.5
Mcmanus	7	0	25	0	15	0	0	25	3.6
Johnson	10	24	0	0	19	0	0	24	2.4
Williams	10	0	0	0	0	24	0	24	2.4
Gooden	11	0	0	0	0	23	0	23	2.1
Steckler	3	0	18	0	5	0	0	18	6.0
Jordan	8	0	0	0	0	6	0	6	0.8
Team	4	-6	0	5	0	0	0	-1	-0.2
Schmidt, B	5	-2	0	0	0	0	0	-2	-0.4
Schmidt, C	8	0	0	0	0	-2	0	-2	-0.2
Schiff	2	-18	0	0	0	0	0	-18	-9.0
Totals	11	1441	2307	289	1289	101	0	5427	493.4
Opponents	11	2377	2549	489	902	168	0	6485	589.5

Kickoff Returns

	No.	Yds.	Avg.	TD	Long
Hatfield	38	906	23.8	0	76
Sample	10	159	15.9	0	40
Shields	6	100	16.7	0	22
Walley	3	61	20.3	0	24
Howard	2	41	20.5	0	24
Forte	1	15	15.0	0	15
Karagory	1	7	7.0	0	7
Totals	61	1289	21.1	0	76
Opponents	40	902	22.5	0	61

Interceptions

	No.	Yds.	Avg.	TD	Long
Williams	2	24	12.0	0	24
Jordan	2	6	3.0	0	6
Jackson	1	52	52.0	0	52
Schmidt	1	-2	-2.0	0	0
English-Malone	1	0	0.0	0	0
Wallace	1	-2	-2.0	0	0
Reese	1	0	0.0	0	0
Gooden	1	23	23.0	0	23
Totals	10	101	10.1	0	52
Opponents	11	168	15.3	2	43

Punting

	No.	Yds.	Avg.	Long	TB	FC	I20	Blkd.
Anwieler	61	2259	37.0	51	2	2	14	0
Johnson	8	293	36.6	49	0	1	2	0
Totals	69	2552	37.0	51	2	3	16	0
Opponents	54	1986	36.8	70	6	1	15	2

Scoring

	TD	FGs	Kick	PATs				Saf	Pts
				Rush	Rcv	Pass	DXP		
Hooper	0	16-20	27-27	0-0	0	0-0	0	0	75
Shields	8	0-0	0-0	0-0	0	0-0	0	0	48
Montfort	7	0-0	0-0	0-0	0	0-0	0	0	42
Naves	3	0-0	0-0	0-0	0	0-0	0	0	18
Johnson	3	0-0	0-0	0-0	1	0-0	0	0	18
Logan	2	0-0	0-0	0-0	0	0-0	0	0	12
Petrowski	2	0-0	0-0	0-0	0	0-0	0	0	12
Sample	1	0-0	0-0	0-0	0	0-0	0	0	6
Totals	28	16-20	27-27	0-0	0	0-1	0	0	243
Opponents	56	8-12	53-56	0-0	0	0-0	0	1	415

Punt Returns

	No.	Yds.	Avg.	TD	Long
Wallace	11	137	12.5	0	34
Reese	10	103	10.3	1	44
Howard	2	12	6.0	0	12
Bryant	2	28	14.0	0	0
Hatfield	1	0	0.0	0	0
Team	1	5	5.0	0	0
Naves	0	4	0.0	1	4
Totals	27	289	10.7	2	44
Opponents	39	489	12.5	3	70

Defensive Statistics

	G	UT	AT	Total	YFL	Sacks	INT	PBU	QBH	FR	FF
Gooden	11	43	63	106	3-4	0-0	1-23	1	0	2-50	2
Bryant	11	58	43	101	10.5-26	0-0	0-0	2	0	2-0	3
Williams	10	39	36	75	2-7	0-0	2-24	2	0	1-0	0
Jones	10	18	29	47	3.5-11	1-8	0-0	2	0	0	1
James	11	24	22	46	0.5-4	0-0	0-0	5	0	0	1
Mitchell	10	26	19	45	5.5-17	3-12	0-0	2	0	2-0	0
Brillhart	11	20	23	43	5-17	4-15	0-0	1	0	0	0
Schmidt	8	26	16	42	0.5-4	1-4	1-2	3	0	0	1
Howard	11	25	14	39	1-2	0-0	0-0	1	0	0	0
Wallace	7	20	14	34	1-4	0-0	1-2	2	0	0	0
Jordan	8	19	15	34	1-2	0-0	2-6	1	0	0	0
Vogel	10	15	18	33	4-23	3-20	0-0	1	0	0	1
Mailo	10	11	9	20	2.5-6	0-0	0-0	0	0	0	0
Stubblefield	7	12	7	19	1.5-3	0-0	0-0	0	0	0	1
Morton	9	10	9	19	0.5-3	0-0	0-0	1	0	2-0	2
Blue	11	10	6	16	2-3	0-0	0-0	0	0	1-0	0
Logan	10	9	7	16	0	0-0	0-0	0	0	0	0
Jackson	4	5	11	16	0	0-0	1-52	0	0	1-0	0
English-Mal	6	9	6	15	0.5-1	0-0	1-0	1	0	0	0
Alo	6	4	8	12	1-3	0-0	0-0	0	0	0	0
Stokes	7	4	7	11	1-4	0-0	0-0	1	0	0	0
Archie	9	6	3	9	0-0	0-0	0-0	0	0	1-0	1
Moseley	9	6	2	8	0-0	0-0	0-0	0	0	0	1
Rosenow	8	4	3	7	0-0	0-0	0-0	0	0	0	1
Harris	4	4	3	7	1.5-2	0-0	0-0	1	0	0	0
Reese	9	4	3	7	0-0	0-0	1-0	1	0	0	0
Sample	10	6	0	6	0-0	0-0	0-0	1	0	0	0
OTHERS	12	40	21	61	0-0	0-0	0-0	0	0	0	0
Totals	11	460	414	874	49-148	8-51	10-101	29	0	14-50	16
Opponents	11	460	430	890	73-220	14-113	11-168	64	4	11-28	13

2004 Final Statistics

Game-By-Game Team Statistics

INDIANA STATE	Rushing	Passing	Tot. Off	First Downs	Fum-Lost	TOP	3rd Down	Penalties
at Miami (Ohio)	44	160	204	12	2-2	29:48	4-16	8-63
at Eastern Illinois	92	307	399	23	3-1	28:14	6-18	6-60
Murray State	122	156	278	14	0-0	30:59	6-15	4-21
Tennessee-Martin	328	114	442	24	0-0	36:06	9-19	9-81
Illinois State	127	373	500	21	1-1	32:20	6-50	6-50
at Western Illinois	202	154	356	21	2-1	29:19	7-18	4-25
SMS	161	229	390	20	1-1	26:42	6-17	2-30
at Western Kentucky	80	204	284	13	1-1	30:12	3-14	6-48
at Youngstown State	121	230	351	18	0-0	26:33	8-16	6-36
Northern Iowa	22	156	178	13	3-3	24:15	3-13	5-42
at Southern Illinois	142	224	366	23	3-1	31:42	7-16	5-50
OPPONENTS	Rushing	Passing	Tot. Off	First Downs	Fum-Lost	TOP	3rd Down	Penalties
at Miami (Ohio)	162	292	454	26	3-2	30:12	4-11	5-45
at Eastern Illinois	174	197	371	22	6-2	31:46	9-17	10-82
Murray State	263	189	452	19	3-2	29:01	7-16	7-42
Tennessee-Martin	84	327	411	26	1-1	23:54	4-11	5-35
Illinois State	175	348	523	27	2-2	27:40	10-19	5-43
at Western Illinois	220	226	446	17	3-2	30:36	3-14	8-45
SMS	252	125	377	19	1-1	33:18	10-18	4-48
at Western Kentucky	161	276	437	17	3-1	29:41	6-15	5-40
at Youngstown State	278	140	418	23	0-0	33:27	9-15	5-35
Northern Iowa	275	174	449	21	1-1	35:45	9-15	5-54
at Southern Illinois	333	255	588	25	2-0	28:18	5-10	14-127

Indiana State Big Plays

(Plays of 20+ yards)

Yds	P/R/Ret	Player(s)	vs. Opponent
76	KO ret.	Therral Hatfield	UT-Martin
61	Pass	M. Naves from P. Johnson (TD)	at YSU
58	Pass	S. Logan from P. Johnson (TD)	Illinois State
57	Pass	M. Naves from P. Johnson (TD)	Illinois State
52	Int. ret.	John Jackson	UT-Martin
52	Pass	Sam Logan from Phillip Johnson	Illinois State
50	Fum. Ret.	Doc Gooden	at Western Illinois
47	KO ret.	Therral Hatfield	UT-Martin
44	Punt ret.	Courtney Reese (TD)	SMS
41	KO ret.	Therral Hatfield	UNI
40	KO ret.	Martuan Sample	UT-Martin
39	Pass	Markus Naves from Phillip Johnson	at EIU
39	KO ret.	Therral Hatfield	SMS
38	Pass	Markus Naves from Ben Schmidt	Murray State
37	KO ret.	Therral Hatfield	at Western Kentucky
35	Pass	Jake Shields from Phillip Johnson (TD)	SMS
35	Pass	Sam Logan from Phillip Johnson	SMS
34	Pass	James Braden from Phillip Johnson	at EIU
34	Punt Ret.	Quincy Wallace	at EIU
34	Rush	Martuan Sample	at Youngstown
33	Pass	Sam Logan from Phillip Johnson	at Miami
33	KO ret.	Therral Hatfield	UNI
32	KO ret.	Therral Hatfield	at Western Illinois
32	Rush	Jake Shields (TD)	at Western Illinois
31	Punt Ret.	Quincy Wallace	at Miami (Ohio)
31	KO Ret.	Therral Hatfield	at Western Illinois
30	Pass	J. Petrowski from P. Johnson (TD)	at YSU
30	Pass	James Braden from Phillip Johnson	UNI
29	Pass	Sam Logan from Phillip Johnson	SMS
29	KO ret.	Therral Hatfield	SMS
27	Pass	J. Petrowski from P. Johnson (TD)	Illinois State
27	Pass	J. Petrowski from P. Johnson	at WIU
27	Pass	S. Logan from P. Johnson	at W. Kentucky
27	Pass	J. Petrowski from P. Johnson	at W. Kentucky
27	KO ret.	Therral Hatfield	at Youngstown
26	Pass	Matt Beste from Jake Schiff	at Miami (Ohio)
26	Pass	Matt Beste from Phillip Johnson	at EIU
26	KO ret.	Therral Hatfield	at Western Kentucky
26	KO ret.	Therral Hatfield	at Western Kentucky
26	KO ret.	Therral Hatfield	at Western Kentucky
25	KO ret.	Therral Hatfield	UT-Martin
25	Pass	D. McMannus from P. Johnson	at W. Illinois
25	KO ret.	Therral Hatfield	at Western Illinois
25	KO ret.	Therral Hatfield	at Western Kentucky
24	KO ret.	Griff Howard	at Miami (Ohio)
24	KO ret.	James Walley	Murray State
24	Int. ret.	Derick Williams	UT-Martin
24	KO ret.	Therral Hatfield	at Western Illinois
24	Pass	Sam Logan from Phillip Johnson	UNI
23	Pass	Markus Naves from Ben Schmidt	Murray St.
23	Pass	Sam Logan from Ben Schmidt	Murray St.
23	Rush	Jake Shields	at Western Kentucky
23	Int. Ret.	Doc Gooden	UNI
22	KO ret.	Jake Shields	at Miami (Ohio)
22	KO ret.	Jake Shields	at EIU
22	Punt Ret.	Quincy Wallace	Murray State
22	Pass	Sam Logan from Phillip Johnson (TD)	UT-Martin
22	Pass	Sam Logan from Phillip Johnson	Illinois State
22	KO ret.	Therral Hatfield	at Western Illinois
21	Rush	Phillip Johnson (TD)	UT-Martin
21	Pass	Sam Logan from Phillip Johnson	UNI
20	KO ret.	James Walley	Murray State
20	Rush	Sidney Montfort (TD)	UT-Martin
20	KO ret.	Therral Hatfield	Illinois State
20	Rush	Phillip Johnson	at Western Illinois
20	Pass	S. Logan from P. Johnson	at WKU

2004 Game-By-Game Statistics

2004 Indiana State Football Statistics

Game-By-Game Rushing

	Miami (OH)	E. Illinois	Murray St.	UT-Marlin	Illinois St.	W. Illinois	SMS	WKU	YSU	UNI	S. Illinois
Player	Att.-Yds.-TD	Att.-Yds.-TD	Att.-Yds.-TD	Att.-Yds.-TD	Att.-Yds.-TD	Att.-Yds.-TD	Att.-Yds.-TD	Att.-Yds.-TD	Att.-Yds.-TD	Att.-Yds.-TD	Att.-Yds.-TD
Montfort	16-39-0	19-63-1	20-70-3	22-124-1	29-72-1	23-68-1	DNP	6-14-0	DNP	9-19-0	9-18-0
Shields	9-9-0	6-18-2	15-47-0	23-117-1	10-28-1	16-111-2	28-114-1	18-81-0	15-47-0	8-23-0	6-50-0
Sample	DNP	7-18	5-6-0	13-72-1	3-5-0	2-7-0	5-18-0	0-0-0	9-55-0	1-3-0	9-21-0
Johnson	1-14-0	4-7-0	DNP	2-21-1	7-22-0	5-17-1	7-22-1	5-15-0	3-15-0	4-35-0	1-0-0
Karagory	0-0-0	1-0-0	0-0-0	0-0-0	0-0-0	0-0-0	0-0-0	0-0-0	0-0-0	0-0-0	1-8-0
B. Schmidt	DNP	2-0-0	6-3-0	1-5-0	DNP	DNP	DNP	2-0-0	DNP	DNP	DNP
Schiff	5-18-0	0-0-0	DNP	DNP	DNP	DNP	DNP	DNP	DNP	DNP	DNP
Berman	DNP	0-0-0	0-0-0	0-0-0	0-0-0	0-0-0	1-7-0	0-0-0	0-0-0	0-0-0	0-0-0
Forte	DNP	DNP	DNP	DNP	DNP	DNP	DNP	DNP	0-0-0	7-18-0	13-45-0

Game-By-Game Passing

	Schiff	Johnson	B. Schmidt
Opponent	Att.-Comp.-TD-Int-Yds	Att.-Comp.-TD-Int-Yds	Att.-Comp.-TD-Int-Yds
at Miami (Ohio)	22-12-0-1-104	12-6-0-0-56	DNP
at Eastern Illinois	6-4-0-39-0	27-15-2-206-0	12-6-0-62-0
Murray State	DNP	DNP	19-12-0-0-156
Tennessee-Marlin	DNP	19-10-1-1-114	0-0-0-0-0
Illinois State	DNP	35-22-3-0-373	DNP
at Western Illinois	DNP	33-12-0-2-154	DNP
SMS	DNP	35-18-1-0-229	DNP
at Western Kentucky	DNP	34-22-0-0-204	0-0-0-0-0
at Youngstown State	DNP	36-19-2-1-230	DNP
Northern Iowa	DNP	33-13-0-1-156	DNP
at Southern Illinois	DNP	44-18-1-3-224	DNP

Field Goals

Kyle Hooper	Field Goal Key:
Miami (Ohio): 38	bold = good
Eastern Illinois: 33, 44, 40, 40, 20	<i>Italics = missed or blocked</i>
Murray State: None	
UT-Marlin: 26, 32	
Illinois State: 32, 34, 36	
Western Illinois: None	
SMS: 44	
Western Kentucky: 29, 40, 30	
Youngstown State: 21, 22	
Northern Iowa: 34, 46	
Southern Illinois: 45	

Game-By-Game Receiving

	Miami (OH)	E. Illinois	Murray St.	UT-Marlin	Illinois St.	W. Illinois	SMS	WKU	YSU	UNI	S. Illinois
Player	Rec.-Yds.-TD	Rec.-Yds.-TD	Rec.-Yds.-TD	Rec.-Yds.-TD	Rec.-Yds.-TD	Rec.-Yds.-TD	Rec.-Yds.-TD	Rec.-Yds.-TD	Rec.-Yds.-TD	Rec.-Yds.-TD	Rec.-Yds.-TD
Logan	2-41-0	4-40-0	6-58-0	5-72-1	5-161-1	3-29-0	9-130-0	10-114-0	2-17-0	7-89-0	2-9-0
Naves	5-31-0	7-111-0	2-61-0	1-15-0	4-98-1	0-0-0	2-16-0	1-15-0	2-75-1	1-14-0	2-29-0
Braden	5-32-0	6-73-0	0-0-0	0-0-0	1-8-0	3-43-0	2-14-0	0-0-0	4-45-0	3-47-0	1-16-0
Petrovski	2-19-0	4-38-0	1-2-0	1-0-0	2-30-1	3-56-0	0-0-0	3-38-0	6-72-1	1-0-0	3-46-0
Beste	3-31-0	1-26-0	2-29-0	1-8-0	5-47-0	DNP	DNP	2-12-0	DNP	DNP	DNP
Shields	1-6-0	3-19-0	1-6-0	1-11-0	2-13-0	1-6-0	4-58-1	3-14-0	3-12-0	0-0-0	0-0-0
Karagory	0-0-0	0-0-0	0-0-0	1-8-0	0-0-0	0-0-0	0-0-0	1-4-0	0-0-0	0-0-0	0-0-0
Montfort	0-0-0	0-0-0	0-0-0	0-0-0	3-16-0	1-5-0	DNP	1-3-0	DNP	0-0-0	0-0-0
McManus	0-0-0	0-0-0	DNP	0-0-0	DNP	1-25-0	0-0-0	0-0-0	0-0-0	0-0-0	0-0-0
Berman	DNP	0-0-0	0-0-0	0-0-0	0-0-0	0-0-0	1-11-0	1-4-0	0-0-0	0-0-0	5-90-1
Sample	DNP	0-0-0	0-0-0	0-0-0	0-0-0	0-0-0	0-0-0	0-0-0	2-9-0	0-0-0	0-0-0
Forte	DNP	DNP	DNP	DNP	DNP	DNP	DNP	DNP	0-0-0	1-6-0	4-16-0
Steckler	DNP	DNP	DNP	0-0-0	DNP	DNP	DNP	DNP	DNP	0-0-0	1-18-0

Game-By-Game Returns

Punt Returns

	Miami (OH)	E. Illinois	Murray St.	UT-Marlin	Illinois St.	W. Illinois	SMS	WKU	YSU	UNI	S. Illinois
Player	Att.-Yds.-TD	Att.-Yds.-TD	Att.-Yds.-TD	Att.-Yds.-TD	Att.-Yds.-TD	Att.-Yds.-TD	Att.-Yds.-TD	Att.-Yds.-TD	Att.-Yds.-TD	Att.-Yds.-TD	Att.-Yds.-TD
Wallace	2-40-0	2-32-0	3-26-0	1-10-0	DNP	DNP	DNP	DNP	0-0-0	1-5-0	2-34-0
Howard	0-0-0	0-0-0	0-0-0	2-12-0	0-0-0	0-0-0	0-0-0	0-0-0	0-0-0	0-0-0	0-0-0
Bryant	0-0-0	0-0-0	1-14-0	0-0-0	1-14-0	0-0-0	0-0-0	0-0-0	0-0-0	0-0-0	0-0-0
Naves	0-0-0	0-0-0	0-4-1	0-0-0	0-0-0	0-0-0	0-0-0	0-0-0	0-0-0	0-0-0	0-0-0
Reese	0-0-0	0-0-0	0-0-0	DNP	0-0-0	3-0-0	3-66-1	3-27-0	1-10-0	0-0-0	0-0-0
Hatfield	DNP	0-0-0	0-0-0	0-0-0	0-0-0	0-0-0	0-0-0	0-0-0	0-0-0	0-0-0	1-0-0

Kickoff Returns

	Miami (OH)	E. Illinois	Murray St.	UT-Marlin	Illinois St.	W. Illinois	SMS	WKU	YSU	UNI	S. Illinois
Player	Att.-Yds.-TD	Att.-Yds.-TD	Att.-Yds.-TD	Att.-Yds.-TD	Att.-Yds.-TD	Att.-Yds.-TD	Att.-Yds.-TD	Att.-Yds.-TD	Att.-Yds.-TD	Att.-Yds.-TD	Att.-Yds.-TD
Shields	3-53-0	3-47-0	0-0-0	0-0-0	0-0-0	0-0-0	0-0-0	0-0-0	0-0-0	0-0-0	0-0-0
Sample	DNP	3-44-0	0-0-0	2-56-0	0-0-0	1-18-0	2-21-0	0-0-0	1-5-0	1-15-0	0-0-0
Wolley	DNP	0-0-0	3-61-0	DNP	DNP	DNP	DNP	DNP	DNP	DNP	DNP
Hatfield	DNP	0-0-0	0-0-0	3-148-0	3-53-0	5-134-0	4-99-0	6-157-0	3-59-0	5-131-0	9-125-0
Howard	2-41-0	0-0-0	0-0-0	0-0-0	0-0-0	0-0-0	0-0-0	0-0-0	0-0-0	0-0-0	0-0-0
Karagory	0-0-0	0-0-0	0-0-0	0-0-0	1-7-0	0-0-0	0-0-0	0-0-0	0-0-0	0-0-0	0-0-0
Forte	DNP	DNP	DNP	DNP	DNP	DNP	DNP	DNP	1-15-0	0-0-0	0-0-0

2004 Game-By-Game Statistics

2004 Indiana State Starting Lineups

Offense

Opponent	WR	LT	LG	C	RG	RT	TE	SE	QB	FB	TB
at Miami (Ohio)	Braden	Williams	Ferber	Thorpe	Staugh	Freitag	Beste	Logan	Schiff	Smith	Montfort
at Eastern Illinois	Naves	Williams	Staugh	Ferber	Freitag	Vallejo	Beste	Logan	Schiff	Smith	Montfort
Murray State	Naves	Williams	Odie	Ferber	Staugh	Freitag	Beste	Logan	B. Schmidt	Karagory	Montfort
Tennessee-Martin	Naves	Williams	Odie	Ferber	Staugh	Freitag	Beste	Logan	Johnson	Karagory	Montfort
Illinois State	Naves	Williams	Wildman	Ferber	Staugh	Freitag	Beste	Logan	Johnson	Petrowski	Montfort
at Western Illinois	Braden	Williams	Wildman	Ferber	Staugh	Freitag	Petrowski	Logan	Johnson	Karagory	Montfort
SMS	Braden	Williams	Wildman	Ferber	Staugh	Freitag	Petrowski	Logan	Johnson	Karagory	Shields
at Western Kentucky	Naves	Williams	Wildman	Ferber	Staugh	Freitag	Beste	Logan	Johnson	Petrowski	Shields
at Youngstown State	Naves	Williams	Wildman	Ferber	Staugh	Freitag	Petrowski	Logan	Johnson	Broden	Shields
Northern Iowa	Braden	Williams	Wildman	Ferber	Staugh	Freitag	Petrowski	Logan	Johnson	Naves	Shields
Southern Illinois	Braden	Williams	Wildman	Ferber	Staugh	Freitag	Petrowski	Logan	Johnson	Naves	Shields

Defense

Opponent	LE	DT	DT	RE	WILL	MIKE	SAM	LCB	FS	SS	RCB
at Miami (Ohio)	Stubblefield	Brillhart	Blue	Vogel	Bryant	Jones	Gooden	Wallace	Jackson	D. Williams	James
at Eastern Illinois	Mitchell	Stubblefield	Brillhart	Mailo	Bryant	Gooden	Jones	Wallace	Jackson	D. Williams	James
Murray State	Mitchell	Blue	Brillhart	Mailo	Bryant	Gooden	Jones	Wallace	C. Schmidt	D. Williams	James
Tennessee-Martin	Mitchell	Blue	Brillhart	Vogel	Bryant	Gooden	Jones	Wallace	C. Schmidt	D. Williams	Jordan
Illinois State	Mitchell	Stubblefield	Brillhart	Mailo	Bryant	Gooden	Jones	Howard	E.-Malone	D. Williams	Jordan
at Western Illinois	Mitchell	Stubblefield	Brillhart	Mailo	Bryant	Gooden	Jones	Howard	C. Schmidt	D. Williams	Jordan
SMS	Mitchell	Stubblefield	Brillhart	Mailo	Bryant	Gooden	Jones	Howard	C. Schmidt	Alo	Jordan
at Western Kentucky	Mitchell	Stubblefield	Brillhart	Mailo	Bryant	Gooden	Jones	Howard	C. Schmidt	D. Williams	Jordan
at Youngstown State	Stokes	Blue	Brillhart	Mailo	Bryant	Gooden	Jones	Howard	C. Schmidt	D. Williams	James
Northern Iowa	Mitchell	Blue	Brillhart	Vogel	Bryant	Gooden	Jones	Howard	C. Schmidt	D. Williams	James
Southern Illinois	Mitchell	Blue	Brillhart	Vogel	Bryant	Gooden	Jones	Wallace	C. Schmidt	D. Williams	James

Game-By-Game Defensive Tackles

	Miami (OH)	E. Illinois	Murray St.	UT-Martin	Illinois St.	W. Illinois	SMS	WKU	YSU	UNI	S. Illinois
Player	Solo-Ast.-Tot.	Solo-Ast.-Tot.	Solo-Ast.-Tot.	Solo-Ast.-Tot.	Solo-Ast.-Tot.	Solo-Ast.-Tot.	Solo-Ast.-Tot.	Solo-Ast.-Tot.	Solo-Ast.-Tot.	Solo-Ast.-Tot.	Solo-Ast.-Tot.
Gooden	4-4-8	4-6-10	5-8-13	4-7-11	3-6-9	4-5-9	7-5-12	1-7-8	6-10-16	1-3-4	4-2-6
Bryant	7-2-9	5-6-11	4-5-9	3-1-4	2-3-5	8-4-12	5-5-10	8-4-12	5-7-12	6-2-8	5-3-8
D. Williams	4-1-5	4-6-10	3-6-9	1-3-4	5-3-8	2-3-5	DNP	6-6-12	4-3-7	4-3-7	5-2-7
James	4-1-5	2-2-4	1-6-7	4-4-8	0-1-1	1-0-1	2-1-3	4-0-4	4-7-11	2-0-2	0-0-0
Jones	1-4-5	4-4-8	1-7-8	1-1-2	0-3-3	1-2-3	DNP	1-2-3	1-2-3	3-3-6	5-1-6
Wallace	2-2-4	5-4-9	3-5-8	1-0-1	DNP	DNP	DNP	DNP	0-1-1	6-1-7	3-1-4
Jackson	2-4-6	2-5-7	1-0-1	0-2-2	0-0-0	DNP	DNP	DNP	DNP	DNP	DNP
Mitchell	DNP	2-3-5	2-4-6	1-1-2	2-4-6	4-4-8	4-2-6	1-0-1	DNP	5-1-6	3-0-3
Brillhart	2-0-2	3-2-5	2-2-4	2-2-4	3-4-7	2-4-6	1-2-3	0-2-2	1-0-1	2-3-5	2-1-3
C. Schmidt	DNP	DNP	5-5-10	1-0-1	DNP	2-2-4	2-2-4	2-0-2	6-5-11	3-0-3	5-2-7
B. Logan	2-1-3	0-1-1	2-2-4	2-1-3	0-0-0	0-0-0	0-0-0	0-0-0	1-1-2	2-1-3	0-0-0
Jordan	2-1-3	0-2-2	1-0-1	3-1-4	4-3-7	4-4-8	4-3-7	1-1-2	0-0-0	DNP	DNP
Vogel	0-0-0	DNP	1-5-6	2-1-3	0-3-3	4-0-4	1-1-2	1-1-2	3-7-10	2-0-2	1-0-1
Blue	0-0-0	DNP	0-2-2	4-0-4	0-0-0	0-0-0	0-0-0	1-1-2	2-1-3	2-1-3	0-0-0
Mosely	1-1-2	0-0-0	DNP	DNP	0-0-0	0-0-0	0-0-0	0-0-0	0-0-0	1-0-1	0-0-0
Howard	0-0-0	0-0-0	2-1-3	1-1-2	9-5-14	4-2-6	3-3-6	2-0-2	1-0-1	3-1-4	0-1-1
Archie	3-1-4	0-1-1	DNP	DNP	2-0-2	DNP	0-1-1	0-0-0	0-0-0	1-0-1	0-0-0
English-Malone	DNP	DNP	0-0-0	3-2-5	4-4-8	1-0-1	0-0-0	0-0-0	0-0-0	0-0-0	1-0-1
Mailo	DNP	1-2-3	1-0-1	DNP	1-1-2	3-2-5	0-2-2	0-0-0	2-2-4	2-0-2	1-0-1
Morton	1-1-2	0-0-0	0-0-0	0-0-0	0-0-0	0-1-1	5-2-7	1-1-2	0-0-0	0-0-0	3-2-5
Reese	2-0-2	1-1-2	DNP	DNP	1-1-2	0-0-0	0-1-1	0-0-0	0-0-0	0-0-0	DNP
Stubblefield	3-0-3	1-0-1	DNP	DNP	1-1-2	4-1-5	3-3-6	0-2-2	DNP	DNP	DNP
Miller	2-0-2	0-0-0	DNP	DNP	DNP	DNP	DNP	DNP	DNP	DNP	DNP
Coleman	0-2-2	DNP	DNP	DNP	DNP	DNP	DNP	DNP	DNP	DNP	DNP
Rosenow	DNP	1-0-1	1-0-1	DNP	DNP	1-2-3	0-1-1	1-0-1	0-0-0	0-0-0	0-0-0
Hooks	1-0-1	0-0-0	0-0-0	0-0-0	0-1-1	0-0-0	0-0-0	0-0-0	0-0-0	0-0-0	0-0-0
Blunk	0-1-1	DNP	DNP	DNP	DNP	DNP	DNP	0-1-1	0-0-0	1-0-1	0-0-0
Stokes	0-1-1	0-0-0	DNP	0-0-0	DNP	DNP	DNP	1-3-4	1-2-3	1-1-2	1-0-1
Quaglio	1-0-1	DNP	DNP	DNP	DNP	DNP	DNP	DNP	DNP	1-1-2	DNP
Alo	DNP	0-1-1	DNP	DNP	DNP	0-1-1	3-3-6	1-2-3	0-0-0	0-1-1	0-0-0
Quarles	0-1-1	DNP	DNP	DNP	DNP	DNP	0-1-1	0-0-0	0-0-0	0-1-1	0-1-1
McDonald	0-0-0	DNP	DNP	DNP	0-0-0	DNP	DNP	0-2-2	0-0-0	0-1-1	0-0-0
Harris	0-0-0	DNP	DNP	DNP	DNP	DNP	DNP	0-0-0	DNP	3-1-4	0-0-0

Eastern Illinois

QUICK FACTS

Location Charleston, Ill.
 Enrollment 11,522
 Nickname Panthers
 Colors Blue & Grey
 Conference Ohio Valley
 Facility O'Brien Stadium (10,000)
 President Louis V. Hencken
 Athletics Director Dr. Richard McDuffie
 Athletics Department Phone (217) 581-2319



Bob Spoo

SERIES INFORMATION

Overall ISU Trails 37-38-4

FOOTBALL INFORMATION

2004 Record 5-6
 2004 Conference Record/Finish 4-4/4th^h

MEDIA RELATIONS

Football Contact David Kidwell
 SID E-Mail dakidwell@eiu.edu
 Office Phone (217) 581-6408
 Office FAX (217) 581-6434
 Press Box Phone (217) 581-7770
 Home Phone n/a
 Mailing Address 2024 Lantz Building
 Charleston, IL 61920
 Website www.eiu.edu/panthers

COACHING INFORMATION

Head Coach Bob Spoo
 Alma Mater Purdue/1960
 Career Record (Yrs.) 110-95-1 (19)
 Record at Eastern Illinois (Yrs.) 110-95-1 (19)
 Record vs. Indiana State 11-5
 Office Phone (217) 581-5031

Assistant Coaches

Mark Hutson, Asst. Head Coach/Offensive Line (Oklahoma, 1989)
 Roc Bellantoni, Defensive Coordinator/LB (Iona College, 1993)
 Steve Brickey, Quarterbacks (Missouri, 1974)
 Jeff Choate, Special Teams Coordinator (Montana Western, 1993)
 Forest Jackson, Linebackers (West Georgia, 2003)
 Noah Joseph, Defensive Backs (Drake, 1999)
 Alan Rood, Tight Ends (Northern Illinois, 2002)

2005 OUTLOOK

Lettermen Returning/Lost 38/10
 Offensive Starters Returning/Lost 10/1
 Defensive Starters Returning/Lost 8/3
 Specialists Returning/Lost 2/0
 Offensive System Multiple Pro-Set
 Defensive System 4-3

2005 Schedule

Sept. 7 at Indiana State
 Sept. 10 at BYU
 Sept. 17 ILLINOIS STATE
 Sept. 24 SAMFORD
 Oct. 8 at Southeast Missouri State
 Oct. 15 EASTERN KENTUCKY
 Oct. 22 at Murray State
 Oct. 29 TENNESSEE-MARTIN
 Nov. 5 at Tennessee State
 Nov. 12 TENNESSEE TECH
 Nov. 19 at Jacksonville State

St. Francis (Ind.)

QUICK FACTS

Location Fort Wayne, Ind.
 Enrollment 1,700
 Nickname Cougars
 Colors Royal Blue & White
 Conference MSFA Midwest
 Facility Cougar Stadium (4,000)
 President Sister M-Elise Kriss
 Athletics Director Kevin Donley
 Athletics Department Phone (260) 434-7400



Kevin Donley

SERIES INFORMATION

Overall First Meeting

FOOTBALL INFORMATION

2004 Record 13-1
 2004 Conference Record/Finish /6-0/1st^h

MEDIA RELATIONS

Football Contact Bill Scott
 SID E-Mail bscott@sf.edu
 Office Phone (260) 434-7433
 Office FAX (260) 434-7441
 Press Box Phone (260) 434-7433
 Home Phone (260) 447-3326
 Mailing Address 2701 Spring St.
 Fort Wayne, IN 46808
 Website www.sf.edu

COACHING INFORMATION

Head Coach Kevin Donley
 Alma Mater Anderson/1973
 Career Record (Yrs.) 180-104-1 (26)
 Record at St. Francis (Yrs.) 65-18 (7)
 Record vs. Indiana State 0-0
 Office Phone (260) 434-7400

Assistant Coaches

Warren Maloney, Defensive Coordinator/Linebackers
 Dave Ivy, Outside Linebackers
 Al Harants, Quarterbacks
 James Beltcher, Offensive Line
 Doug Coate, Running Backs
 Randy Wolfe, Defensive Backs
 Eddie Nolan, One Backs
 Patrick Donley, Wide Receivers

2005 OUTLOOK

Lettermen Returning/Lost 59/14
 Offensive Starters Returning/Lost 10/2
 Defensive Starters Returning/Lost 6/4
 Specialists Returning/Lost 0/0
 Offensive System Run & Shoot
 Defensive System 4-4

2005 Schedule

Sept. 10 at Indiana State
 Sept. 17 MCKENDREE
 Sept. 24 WISCONSIN-EAU CLAIRE
 Oct. 1 GENEVA COLLEGE
 Oct. 8 at Ohio Dominican
 Oct. 15 at Urbana
 Oct. 22 TAYLOR
 Oct. 29 at Malone College
 Nov. 5 QUINCY
 Nov. 12 at Walsh

Opponent Previews

Murray State

QUICK FACTS

Location..... Murray, Ky.
 Enrollment..... 10,150
 Nickname..... Racers
 Colors..... Navy & Gold
 Conference..... Ohio Valley
 Facility..... Stewart Stadium (16,800)
 President..... Dr. F. King Alexander
 Athletics Director..... Allen Ward
 Athletics Department Phone..... (270) 762-6181



Joe Pannunzio

SERIES INFORMATION

Overall..... ISU Leads 5-2

FOOTBALL INFORMATION

2004 Record..... 7-4
 2004 Conference Record/Finish..... 6-2/1-2ndth

MEDIA RELATIONS

Football Contact..... Dave Winder
 SID E-Mail..... dave.winder@murraystate.edu
 Office Phone..... (270) 762-4271
 Office FAX..... (270) 762-6814
 Press Box Phone..... (270) 762-5551
 Home Phone..... (270) 229-0566
 Mailing Address..... 218 Roy Stewart Stadium
 Murray, KY 42071-3351
 Website..... www.goracers.com

COACHING INFORMATION

Head Coach..... Joe Pannunzio
 Alma Mater..... Southern Colorado/1982
 Career Record (Yrs.)..... 28-28 (5)
 Record at Murray State (Yrs.)..... 28-28 (5)
 Record vs. Indiana State..... 1-3
 Office Phone..... (270) 762-6181

Assistant Coaches

Jeff Meanage, Offensive Coordinator (Southwest State, 1987)
 Dennis Thurell, Defensive Coordinator (Tennessee Tech, 1978)
 Bobby Hall, Wide Receivers (Ole Miss)
 Wes Salyer, Defensive Line (Morehead State, 1994)
 Matt Garrett, Special Teams (Murray State, 2001)
 Morris Scott, Defensive Ends (Ole Miss, 1999)
 Ryan Hansen, Quarterbacks (Morningside, 1997)

2005 OUTLOOK

Lettermen Returning/Lost..... 46/21
 Offensive Starters Returning/Lost..... 6/6
 Defensive Starters Returning/Lost..... 2/8
 Specialists Returning/Lost..... 1/1
 Offensive System..... I-Pro
 Defensive System..... 4-3

2005 Schedule

Sept. 3..... at Mississippi State
 Sept. 17..... **INDIANA STATE**
 Sept. 24..... at Illinois State
 Oct. 1..... at Tennessee Tech
 Oct. 8..... **JACKSONVILLE STATE**
 Oct. 15..... at Samford
 Oct. 22..... **EASTERN ILLINOIS**
 Oct. 29..... at Southeast Missouri
 Nov. 5..... **EASTERN KENTUCKY**
 Nov. 12..... **AUSTIN PEAY**
 Nov. 19..... at Tennessee-Marlin

Texas Tech

QUICK FACTS

Location..... Lubbock, Texas
 Enrollment..... 29,000
 Nickname..... Red Raiders
 Colors..... Scarlet & Black
 Conference..... Big 12
 Facility..... Jones SBC Stadium (52,702)
 President..... Dr. Jon Whitmore
 Athletics Director..... Gerald Myers
 Athletics Department Phone..... (806) 742-3355



Mike Leach

SERIES INFORMATION

Overall..... First Meeting

FOOTBALL INFORMATION

2004 Record..... 8-4
 2004 Conference Record/Finish..... 5-3/3rdth

MEDIA RELATIONS

Football Contact..... Chris Cook
 SID E-Mail..... chris.cook@ttu.edu
 Office Phone..... (806) 742-2770
 Office FAX..... (806) 742-1970
 Press Box Phone..... (806) 742-3688
 Home Phone..... (806) 748-7702
 Mailing Address..... 6th & Boston
 Lubbock, TX 79409
 Website..... www.texastech.com

COACHING INFORMATION

Head Coach..... Mike Leach
 Alma Mater..... BYU/1983
 Career Record (Yrs.)..... 39-25 (5)
 Record at Texas Tech (Yrs.)..... 39-25 (5)
 Record vs. Indiana State..... First Meeting
 Office Phone..... (806) 742-4260

Assistant Coaches

Bill Bedenbaugh, Offensive Line (Iowa Wesleyan, 1995)
 Dave Brown, Defensive Backs (Michigan, 1974)
 Sonny Dykes, Co-OC/Wide Receivers (Texas Tech, 1993)
 Dana Holgorsen, Co-OC/Inside Receivers (Iowa Wesleyan, 1993)
 Seth Littrell, Running backs (Oklahoma, 2000)
 Ruffin McNeill, Asst. HC/Special Teams Coord./DT (East Carolina, 1980)
 Charlie Sadler, Defensive Ends (Northeastern State, 1971)
 Lyle Selencich, DC/Linebackers (Fresno State, 1969)

2005 OUTLOOK

Lettermen Returning/Lost..... 47/22
 Offensive Starters Returning/Lost..... 8/5
 Defensive Starters Returning/Lost..... 9/3
 Specialists Returning/Lost..... 5/1
 Offensive System..... Multiple
 Defensive System..... 4-3

2005 Schedule

Sept. 10..... **FLORIDA INTERNATIONAL**
 Sept. 17..... **SAM HOUSTON STATE**
 Sept. 24..... **INDIANA STATE**
 Oct. 1..... **KANSAS**
 Oct. 8..... at Nebraska
 Oct. 15..... **KANSAS STATE**
 Oct. 22..... at Texas
 Oct. 29..... at Baylor
 Nov. 5..... **TEXAS A & M**
 Nov. 12..... at Oklahoma State
 Nov. 19..... **OKLAHOMA**

Western Kentucky

QUICK FACTS

Location..... Bowling Green, Ky.
 Enrollment..... 18,391
 Nickname..... Hilltoppers
 Colors..... Red and White
 Conference..... Gateway Football
 Facility..... L.T. Smith Stadium (17,500)
 President..... Dr. Gary Ransdell
 Athletics Director..... Dr. Camden Wood Selig
 Athletics Department Phone..... (270) 745-6941



David Elson

SERIES INFORMATION

Overall..... ISU Trails 5-11-1

FOOTBALL INFORMATION

2004 Record..... 9-3
 2004 Conference Record/Finish..... 6-1, 2nd

MEDIA RELATIONS

Football Contact..... Brian Fremund
 SID E-Mail..... brian.fremund@wku.edu
 Office Phone..... (270) 745-4298
 Office FAX..... (270) 745-3444
 Press Box Phone..... (270) 745-6941
 Home Phone..... (270) 320-0120
 Mailing Address..... E.A. Diddle Arena, 1 Big Red Way
 Bowling Green, KY 42101
 Website..... www.wkusports.com

COACHING INFORMATION

Head Coach..... David Elson
 Alma Mater..... Butler/1994
 Career Record (Yrs.)..... 18-7 (2)
 Record at Western Kentucky (Yrs.)..... 18-7 (2)
 Record vs. Indiana State..... 2-0
 Office Phone..... (270) 745-2984

ASSISTANT COACHES

Willie Taggart, Assistant HC/Quarterbacks (Western Kentucky 1998)
 Mike Dietzel, Defensive Coordinator/ Defensive Backs (Otterbein 1985)
 T.J. Weist, Offensive Coordinator/Wide Receivers (Alabama 1988)
 Walter Wells, Offensive Line/Recruiting Coordinator (Belmont 1993)
 Cary Marquell, Inside Linebackers (Ball State, 1996)
 Eric Mathies, Defensive Line (Murray State, 1998)
 Mike Chism, Outside Linebackers (Kentucky, 1990)
 Stuart Holt, Running Backs/Special Teams (North Carolina, 1995)
 Steve Adams, Assistant Defensive Backs (Western Kentucky, 2000)
 Eric Ravellette, Tight Ends (Western Kentucky 2002)

2005 OUTLOOK

Lettermen Returning/Lost..... 48/12
 Offensive Starters Returning/Lost..... 9/2
 Defensive Starters Returning/Lost..... 8/3
 Specialists Returning/Lost..... 1/1
 Offensive System..... Multiple
 Defensive System..... 3-4

2005 SCHEDULE

Sept. 1..... WEST VIRGINIA TECH
 Sept. 10..... EASTERN KENTUCKY
 Sept. 24..... at Auburn
 Oct. 1..... at Indiana State
 Oct. 8..... at Illinois State
 Oct. 15..... MISSOURI
 Oct. 22..... at Western Illinois
 Oct. 29..... SOUTHERN ILLINOIS
 Nov. 5..... NORTHERN IOWA
 Nov. 12..... at Youngstown State
 Nov. 19..... at Florida International

Youngstown State

QUICK FACTS

Location..... Youngstown, Ohio
 Enrollment..... 13,101
 Nickname..... Penguins
 Colors..... Red and White
 Conference..... Gateway Football
 Stadium..... Stambaugh Stadium (20,630)
 President..... Dr. David Sweet
 Athletics Director..... Ron Stollo
 Athletics Department Phone..... (330) 941-3478



Jon Heacock

SERIES INFORMATION

Overall..... ISU Trails 1-13

FOOTBALL INFORMATION

2004 Record..... 4-7
 2004 Conference Record/Finish..... 2-5/(1)5th

MEDIA RELATIONS

Football Contact..... Trevor Parks
 SID E-Mail..... tparks@ysu.edu
 Office Phone..... (330) 941-3192
 Office FAX..... (330) 941-3191
 Press Box Phone..... (330) 941-7233
 Home Phone..... (330) 402-3289
 Mailing Address..... One University Plaza
 Youngstown, OH 44555
 Website..... www.ysusports.com

COACHING INFORMATION

Head Coach..... Jon Heacock
 Alma Mater..... Muskingum/1983
 Career Record (Yrs.)..... 25-21 (5)
 Record at Youngstown State (Yrs.)..... 25-21 (5)
 Record vs. Indiana State..... 4-0
 Office Phone..... (330) 941-3478

ASSISTANT COACHES

Chris Bache, Offensive Line (Indiana, PA., 1987)
 Dana Chambers, Co-DC/ Defensive Line (Central Missouri State, 1983)
 Sam Eddy, Assistant Head Coach/ Running Backs (Taylor, 1978)
 Dave Elliott, Wide Receivers (Michigan, 1975)
 Russ Houser, Defensive Assistant (Malone, 2001)
 Mike Kolakowski, Co-DC/ Defensive Backs (Ohio Northern, 1986)
 Jerry Olsavsky, Linebackers (Pittsburgh, 1990)
 Ricky Perez, Offensive Assistant (Wake Forest, 2003)
 Brian White, Tight Ends/ Special Teams Assistant (Youngstown, 1999)
 Brian Wright, Offensive Coordinator/ Quarterbacks (Wooster, 1994)

2005 OUTLOOK

Lettermen Returning/Lost..... 38/14
 Offensive Starters Returning/Lost..... 9/2
 Defensive Starters Returning/Lost..... 6/5
 Specialists Returning/Lost..... 1/1
 Offensive System..... Multiple
 Defensive System..... 4-3

2005 SCHEDULE

Sept. 1..... SLIPPERY ROCK
 Sept. 10..... NORTHEASTERN
 Sept. 17..... at Liberty
 Sept. 24..... at Pittsburgh
 Oct. 1..... ILLINOIS STATE
 Oct. 8..... at Indiana State
 Oct. 15..... WESTERN ILLINOIS
 Oct. 22..... MISSOURI STATE
 Oct. 29..... at UNI
 Nov. 5..... at Southern Illinois
 Nov. 12..... WESTERN KENTUCKY

Opponent Previews

UNI

QUICK FACTS

Location Cedar Falls, Iowa
 Enrollment 13,397
 Nickname Panthers
 Colors Purple & Old Gold
 Conference Gateway Football
 Facility UNI-Dome (16,324)
 President Dr. Robert Koob
 Athletics Director Rick Hartzell
 Athletics Department Phone (319) 273-6354



Mark Farley

SERIES INFORMATION

Overall ISU Trails 4-17

FOOTBALL INFORMATION

2004 Record 7-4
 2004 Conference Record/Finish 5-2/3rd^h

MEDIA RELATIONS

Football Contact Nancy Justis
 SID E-Mail nancy.justis@uni.edu
 Office Phone (319) 273-6354
 Office FAX (319) 273-3602
 Press Box Phone (319) 237-6311
 Home Phone (319) 277-3631
 Mailing Address UNI-Dome NW Upper
 Cedar Falls, IA 50614
 Website www.unipanthers.com

COACHING INFORMATION

Head Coach Mark Farley
 Alma Mater UNI/1986
 Career Record (Yrs.) 33-16 (4)
 Record at UNI (Yrs.) 33-16 (4)
 Record vs. Indiana State 3-1
 Office Phone (319) 273-5674

Assistant Coaches

Bill Salmon, Associate Head Coach/OC/WR (UNI, 1980)
 D.J. Vokolek, Assistant Head Coach/DC/LB (Nebraska-Kearney, 1992)
 Bob Bolks, Defensive Backs (Iowa State, 1974)
 Mario Verduzco, Quarterbacks (San Jose State, 1988)
 Rick Nelson, Offensive Line (UNI, 1984)
 Alf Austin, Running backs (Iowa State, 2003)

2005 OUTLOOK

Lettermen Returning/Lost 37/21
 Offensive Starters Returning/Lost 8/4
 Defensive Starters Returning/Lost 6/7
 Specialists Returning/Lost 0/0
 Offensive System Multiple
 Defensive System 4-3

2005 Schedule

Sept. 1 **DRAKE**
 Sept. 10 **MINNESOTA-DELUTH**
 Sept. 17 at Iowa
 Oct. 1 at Western Illinois
 Oct. 8 at Missouri State
 Oct. 15 **INDIANA STATE**
 Oct. 22 at Illinois State
 Oct. 29 **YOUNGSTOWN STATE**
 Nov. 5 at Western Kentucky
 Nov. 12 **SOUTHERN ILLINOIS**
 Nov. 19 **NORTHERN ARIZONA**

Southern Illinois

QUICK FACTS

Location Carbondale, Ill.
 Enrollment 21,598
 Nickname Salukis
 Colors Maroon & White
 Conference Gateway Football
 Facility McAndrew Field (17,324)
 President Dr. Walter V. Wendler
 Athletics Director Paul Kowalczyk
 Athletics Department Phone (618) 453-5311



Jerry Kill

SERIES INFORMATION

Overall ISU Leads 23-19

FOOTBALL INFORMATION

2004 Record 10-2
 2004 Conference Record/Finish 7-0/1st^h

MEDIA RELATIONS

Football Contact Tom Weber
 SID E-Mail tomweber@siu.edu
 Office Phone (618) 453-7235
 Office FAX (618) 453-2648
 Press Box Phone (618) 453-3049
 Home Phone (618) 985-9894
 Mailing Address 128 Lingle Hall
 Carbondale, IL 62901
 Website www.siusalukis.com

COACHING INFORMATION

Head Coach Jerry Kill
 Alma Mater Southwestern/1983
 Career Record (Yrs.) 74-47 (12)
 Record at Southern Illinois (Yrs.) 25-22 (4)
 Record vs. Indiana State 2-2
 Office Phone (618) 453-3331

Assistant Coaches

Matt Limegrover, Offensive Coordinator (Chicago, 1991)
 Tracy Claeys, Defensive Coordinator (Kansas State, 1991)
 Patrick Poore, Quarterbacks (Fort Hayes State, 1986)
 Tom Matukewicz, Linebackers (Fort Hayes State, 1994)
 Jay Sawvel, Defensive Backs (Mount Union, 1993)
 Brian Anderson, Wide Receivers (Western Illinois, 1993)
 Robert Reeves, Running Backs (Saginaw Valley State, 1996)
 Bryce Saia, Defensive Line (Fort Hayes State, 1995)

2005 OUTLOOK

Lettermen Returning/Lost 43/19
 Offensive Starters Returning/Lost 7/4
 Defensive Starters Returning/Lost 8/3
 Specialists Returning/Lost 2/0
 Offensive System Multiple
 Defensive System 4-2

2005 Schedule

Sept. 1 at Southeast Missouri State
 Sept. 10 **UNION (KY.)**
 Sept. 17 at Western Michigan
 Oct. 1 **MISSOURI STATE**
 Oct. 8 at Western Illinois
 Oct. 15 **ILLINOIS STATE**
 Oct. 22 at Indiana State
 Oct. 29 at Western Kentucky
 Nov. 5 **YOUNGSTOWN STATE**
 Nov. 12 at UNI
 Nov. 19 **NORTH DAKOTA STATE**

Opponent Previews

Missouri State

QUICK FACTS

Location Springfield, Mo.
 Enrollment 20,846
 Nickname Bears
 Colors Maroon and White
 Conference Gateway Conference
 Stadium Plaster Field (16,300)
 President Dr. Michael Nietzel
 Athletics Director Bill Rowe
 Athletics Department Phone (417)836-7678



Randy Ball

SERIES INFORMATION

Overall ISU Trails 7-12

FOOTBALL INFORMATION

2004 Record 6-5
 2004 Conference Record/Finish 3-4/Fourth

MEDIA RELATIONS

Football Contact Mark Stillwell
 SID E-Mail sportsinfo@smsu.edu
 Office Phone (417) 836-5402
 Office FAX (417) 836-4868
 Press Box Phone (417) 836-5976
 Home Phone (417) 862-7962
 Mailing Address 901 South National Avenue
 Springfield, MO 65804
 Website www.smsbears.net

COACHING INFORMATION

Head Coach Randy Ball
 Alma Mater Truman State/1973
 Career Record (Yrs.) 94-77-1 (15)
 Record at Missouri State (Yrs.) 30-36 (6)
 Record vs. Indiana State 9-6
 Office Phone (417) 836-5343

ASSISTANT COACHES

Delon Melvin, Assistant HC/DC/ LBs (Western Illinois, 1986)
 Dennis Darnell, Offensive Coordinator/ Offensive Line (MSU, 1969)
 Scott Long, Defensive Line (Arkansas, 1992)
 Andy Follett, Receivers (Wayne State, 1998)
 Rod Boykin, Secondary (Illinois, 1995)
 Brenton Illum, Outside Linebackers (Evangel, 1998)
 Josh Gehring, Running Backs (Arkansas, 1996)
 John Heavner, Quarterbacks (Indiana, 2000)

2005 OUTLOOK

Lettermen Returning/Lost 33/25
 Offensive Starters Returning/Lost 4/8
 Defensive Starters Returning/Lost 5/6
 Specialists Returning/Lost 1/0
 Offensive System Multiple Pro Style
 Defensive System Multiple

2005 SCHEDULE

Sept. 3 at University of Arkansas
 Sept. 10 QUINCY
 Sept. 17 SMU
 Sept. 24 at Sam Houston State
 Oct. 1 at Southern Illinois
 Oct. 8 NORTHERN IOWA
 Oct. 15 at Western Kentucky
 Oct. 22 at Youngstown State
 Oct. 29 INDIANA STATE
 Nov. 5 ILLINOIS STATE
 Nov. 12 at Western Illinois

Western Illinois

QUICK FACTS

Location Macomb, Ill.
 Enrollment 13,550
 Nickname Leathernecks
 Colors Purple and Gold
 Conference Gateway Conference
 Stadium Hanson Field (15,168)
 President Dr. Alvin Goldfarb
 Athletics Director Dr. Tim M. Van Alstine
 Athletics Department Phone (812) 237-4040



Don Patterson

SERIES INFORMATION

Overall ISU Trails 12-16

FOOTBALL INFORMATION

2004 Record 4-7
 2004 Conference Record/Finish 2-5/1 5th

MEDIA RELATIONS

Football Contact Jason Kaufman
 SID E-Mail jp-kaufman@wiu.edu
 Office Phone (309) 298-1133
 Office FAX (309) 298-2060
 Press Box Phone (309) 298-1255
 Home Phone (309) 833-5416
 Mailing Address 213 Western Hall
 Macomb, Ill. 61455
 Website www.wiathletics.com

COACHING INFORMATION

Head Coach Don Patterson
 Alma Mater West Point, 1973
 Career Record (Yrs.) 45-25 (7)
 Record at Western Illinois (Yrs.) same
 Record vs. Indiana State 5-1
 Office Phone (309) 298-1515

ASSISTANT COACHES

Mark Hendrickson, Assistant Head Coach/ Offensive Coordinator (UNI, 1980)
 Vince Okruch, Defensive Coordinator (Culver-Stockton, 1977)
 Parker Wildeman, Defensive Line (Iowa, 1994)
 Josh McCall, Offensive Line (Western Illinois, 1998)
 Ronnie Harmon, Running Backs
 Monte Henderson, Defensive Backs (Arkansas, 2001)
 Tony Burrier, Assistant Defensive Backs (Iowa, 2003)
 Andy Kotelnicki, Tight Ends (Wisconsin-River Falls, 1994)
 Jordan Gigli, Assistant Offensive Line (Tri-State, 2003)
 Mike Pendergast, Athletic Trainer (North Dakota State, 1975)

2005 OUTLOOK

Lettermen Returning/Lost 30/21
 Offensive Starters Returning/Lost 6/5
 Defensive Starters Returning/Lost 4/7
 Specialists Returning/Lost 1/1
 Offensive System Pro Formation
 Defensive System Multiple

2005 SCHEDULE

Sept. 1 at Toledo
 Sept. 10 NORTHERN COLORADO
 Sept. 17 at Stephen F. Austin
 Sept. 24 IOWA WESLEYAN
 Oct. 1 NORTHERN IOWA
 Oct. 8 SOUTHERN ILLINOIS
 Oct. 15 at Youngstown State
 Oct. 22 WESTERN KENTUCKY
 Oct. 29 at Illinois State
 Nov. 5 at Indiana State
 Nov. 12 MISSOURI STATE

Opponent Preview & Series Records

Illinois State

QUICK FACTS

Location Normal, Ill.
 Enrollment 19,196
 Nickname Redbirds
 Colors Red and White
 Conference Gateway Conference
 Stadium Hancock Stadium (15,000)
 President Dr. Al Bowman
 Athletics Director Dr. Linda Herman
 Athletics Department Phone (309) 438-3633



Denver Johnson

SERIES INFORMATION

Overall ISU leads 29-26-2

FOOTBALL INFORMATION

2004 Record 4-7
 2004 Conference Record/Finish 2-5/(1)5th

MEDIA RELATIONS

Football Contact Todd Kober
 SID E-Mail gtkober@ilstu.edu
 Office Phone (309) 438-3805
 Office FAX (309) 438-5634
 Press Box Phone (309) 438-2272 or 2280
 Home Phone (309) 454-3048
 Mailing Address ISU, Campus Box 7130,
 Normal, IL 61790-7130
 Website www.redbirds.org

COACHING INFORMATION

Head Coach Denver Johnson
 Alma Mater Tulsa, 1981
 Career Record (Yrs.) 46-43 (8)
 Record at Illinois State (Yrs.) 25-31 (5)
 Record vs. Indiana State 5-2
 Office Phone (309) 438-8671

Assistant Coaches

Brad Cornelson, Wide Receivers (Missouri Southern State, 2000)
 Justin Fuente, Offensive Coordinator/ QB (Murray State, 1999)
 Ron Lambert, Defensive Coordinator/LBs and S (Wake Forest, 1999)
 Chris Patton, Defensive Line (Oklahoma State, 1989)
 Galen Scott, Middle Linebackers (Illinois State, 2000)
 Jim Williams, H-backs/Tight Ends (New Mexico State, 1990)

2005 OUTLOOK

Lettermen Returning/Lost 38/21
 Offensive Starters Returning/Lost 6/5
 Defensive Starters Returning/Lost 7/4
 Specialists Returning/Lost 2/1
 Offensive System Multiple
 Defensive System 4-3

2005 Schedule

Sept. 3 at Iowa State
 Sept. 10 **DRAKE**
 Sept. 17 at Eastern Illinois
 Sept. 24 **MURRAY STATE**
 Oct. 1 at Youngstown State
 Oct. 8 **WESTERN KENTUCKY**
 Oct. 15 at Southern Illinois
 Oct. 22 **NORTHERN IOWA**
 Oct. 29 **WESTERN ILLINOIS**
 Nov. 5 at Missouri State
 Nov. 12 **INDIANA STATE**

All-Time Series Records Versus 2005 Opponents

Eastern Illinois Series

Indiana State trails:

37-38-4

HOME: 16-15-2

AWAY: 12-15-1

NEUTRAL: 9-8-1

1902	L	0-21	H
1902	W	10-0	A
1904	L	6-12	A
1904	T	5-5	H
1906	L	0-11	H
1906	L	0-23	A
1907	L	5-32	H
1923	L	0-16	H
1924	L	13-25	A
1925	T	10-10	H
1026	T	0-0	A
1927	W	7-6	H
1928	L	0-19	A
1929	L	6-7	H
1930	L	0-34	
1931	W	6-0	
1932	L	12-6	
1933	W	19-6	
1934	L	0-19	
1935	W	32-13	
1936	L	0-12	
1937	L	13-20	
1938	L	7-19	H
1939	W	7-6	
1940	T	7-7	
1941	W	19-6	
1942	W	26-0	
1945	W	26-6	
1946	W	13-0	
1947	W	14-13	
1948	W	21-20	
1949	L	0-33	
1950	L	0-47	
1954	W	40-7	A
1955	L	13-33	A
1956	W	13-7	H
1957	W	14-0	H
1958	L	8-30	A
1959	L	6-7	H
1960	L	0-30	A
1961	L	20-23	H
1962	L	0-13	A
1963	W	14-6	H
1964	W	25-14	A
1965	W	17-0	H
1966	W	32-0	A
1967	W	41-6	H
1968	W	23-0	A
1969	W	41-6	H
1970	W	28-18	A
1971	W	28-7	H
1972	W	17-14	A
1973	W	17-0	A
1974	W	21-6	H
1980	W	14-0	H

1981	W	27-14	A
1982	L	12-16	H
1983	W	17-13	A
1983*	W	16-13(2ot)	H
1984	W	24-17	H
1985	L	7-39	A
1986	L	14-31	H
1987	L	14-20	H
1988	W	24-12	H
1989	L	7-21	A
1990	L	22-31	H
1991	W	16-15	H
1992	L	28-31	A
1993	W	27-24	H
1994	L	21-30	A
11/18/95	L	6-27	H
9/14/96	L	16-35	A
11/1/97	L	14-21	H
8/31/00	L	24-42	H
9/8/01	L	14-44	A
09/21/02	L	19-26	A
11/27/03	W	23-7	H
09/11/04	W	33-30 (ot)	A

St. Francis Series

First Meeting:

0-0-0

HOME: 0-0-0

AWAY: 0-0-0

NEUTRAL: 0-0-0

Murray State

Indiana State leads:

5-2-0

HOME: 4-0-0

AWAY: 1-2-0

NEUTRAL: 0-0-0

1990	W	52-0	H
08/28/97	L	0-13	A
11/21/98	W	66-10	H
09/23/00	L	24-41	A
09/28/02	W	34-31	H
09/20/03	W	17-10	A
09/18/04	W	28-21	H

Texas Tech Series

First Meeting:

0-0-0

HOME: 0-0-0

AWAY: 0-0-0

NEUTRAL: 0-0-0

Opponent Series Records

W. Kentucky Series

Indiana State trails:

5-11-1

HOME: 3-5-0

AWAY: 2-6-1

NEUTRAL: 0-0-0

1969	T	7-7	A
1970	L	6-30	H
1990	W	29-27	A
1991	W	31-14	H
1992	L	14-34	A
1993	W	41-14	H
1994	W	28-16	A
10/21/95	W	27-6	H
10/26/96	L	20-27	A
11/8/97	L	14-21	H
11/14/98	L	14-42	A
11/13/99	L	30-34	H
11/11/00	L	3-28	A
10/13/01	L	9-22	H
10/26/02	L	7-24	A
10/25/03	L	14-59	H
10/23/04	L	9-31	A

Youngstown State Series

Indiana State trails:

1-13-0

HOME: 0-7-0

AWAY: 1-6-0

NEUTRAL: 0-0-0

1988	L	7-25	A
1989	L	19-20	H
1992	L	24-30	H
1993	L	10-17	A
1994	L	3-14	H
10/28/95	W	13-6	A
10/4/97	L	0-31	H
9/19/98	L	14-20	A
10/2/99	L	28-31	H
10/28/00	L	7-42	A
10/6/01	L	21-35	H
10/05/02	L	16-31	A
10/30/03	L	24-30 (ot)	H
10/30/04	L	20-45	A

UNI Series

Indiana State trails:

4-17-0

HOME: 3-8-0

AWAY: 1-9-0

NEUTRAL: 0-0-0

1983	W	26-0	H
1985	L	7-24	A
1986	L	10-45	A
1987	L	14-38	H
1988	W	24-6	A
1989	L	21-24	H
1990	W	33-23	H
1991	L	21-49	A
1992	L	13-34	H
1993	L	10-17	A
1994	L	10-11	H
10/15/95	L	10-27	A

11/9/96	L	19-34	H
11/15/97	L	21-29(3ot)	A
10/31/98	L	28-31	H
10/30/99	L	21-44	A
10/21/00	L	17-49	H
11/3/01	L	13-34	A
11/02/02	W	21-19	H
10/11/03	L	14-22	A
11/06/04	L	6-59	H

Southern Illinois Series

Indiana State leads:

23-19-0

HOME: 15-8-0

AWAY: 8-11-0

NEUTRAL: 0-0-0

1944	W	55-6	H
1947	W	21-6	H
1948	L	6-20	A
1949	W	9-7	H
1949	L	14-41	A
1950	L	0-20	A
1969	L	7-29	A
1971	W	17-3	H
1972	W	31-3	A
1973	W	36-17	H
1974	W	10-8	H
1975	W	23-21	A
1976	L	2-21	H
1977	W	14-9	A
1978	L	7-28	H
1979	L	38-41	A
1980	W	10-7	H
1981	L	3-17	H
1982	L	9-21	A
1983	L	21-34	H
1983*	L	7-23	H
1984	W	27-10	H
1985	W	41-38	H
1986	L	14-16	A
1987	W	24-15	H
1988	L	7-10	A
1989	W	35-24	H
1990	L	17-20	A
1991	L	23-30	H
1992	L	35-42	A
1993	L	35-26	H
1994	W	27-14	A
9/30/95	W	52-3	H
10/12/96	W	24-13	A
10/4/97	W	19-14	H
10/23/98	W	27-21	A
10/2/99	W	66-44	H
11/4/00	W	23-22	A
10/27/01	W	20-14	H
11/9/02	W	21-14	A
10/04/03	L	14-37	H
11/13/04	L	10-59	A

Missouri State Series

Indiana State trails:

7-12-0

HOME: 5-5-0

AWAY: 2-7-0

NEUTRAL: 0-0-0

1986	W	14-10	H
1987	L	0-42	A
1988	W	27-24	H
1989	L	10-31	A
1990	L	26-33	H
1991	L	19-68	A
1992	W	31-28	H
1993	L	21-31	A
1994	L	7-10	H
10/7/95	W	16-9	A
11/16/96	L	12-27	H
10/11/97	L	7-22	A
10/17/98	W	24-14	H
11/20/99	L	14-31	A
10/7/00	L	7-24	H
10/20/01	W	25-19	A
10/12/02	W	23-20	H
11/01/03	L	10-45	A
10/16/04	L	28-31	H

Western Illinois Series

Indiana State trails:

12-16-0

HOME: 9-5-0

AWAY: 3-11-0

NEUTRAL: 0-0-0

1967	L	7-26	H
1968	W	14-10	A
1971	L	21-23	A
1972	W	41-7	H
1973	W	22-14	H
1974	L	7-32	A
1978	W	31-20	H
1979	W	17-14	A
1984	L	2-22	A
1985	W	42-24	H
1987	L	12-42	A
1988	L	21-24	H
1989	W	13-7	A
1990	L	10-28	A
1991	W	7-6	H
1992	L	30-42	A
1993	W	16-6	H
1994	L	17-38	A
9/24/95	W	30-13	H
10/5/96	W	10-7	H
10/4/97	L	3-37	H
9/19/98	L	9-26	A
10/2/99	W	39-36(ot)	H
10/28/00	L	7-49	A
10/6/01	L	15-52	H
10/19/02	L	21-52	A
11/08/03	L	28-34	H
10/09/04	L	27-29	A

Illinois State Series

Indiana State leads:

29-26-2

HOME: 20-8-2

AWAY: 9-18-0

NEUTRAL: 0-0-0

10/18/24	W	47-0	H
9/26/36	T	0-0	H
10/3/37	L	0-21	A
10/12/40	W	6-0	H
10/11/41	W	19-6	A
9/26/42	W	14-0	H
9/25/43	L	7-18	A
9/30/44	W	33-13	H
10/21/44	W	13-7	A
10/6/45	L	6-13	H
9/21/46	W	13-0	A
9/27/47	L	7-20	A
9/25/48	W	9-7	H
9/24/49	L	0-28	A
9/23/50	T	0-0	H
9/22/51	L	7-27	A
9/20/52	W	33-7	H
9/28/63	W	20-7	A
9/26/64	W	20-7	H
10/2/65	W	42-21	A
10/1/66	W	25-6	H
11/1/69	W	42-25	H
10/30/70	W	28-7	A
10/16/71	L	19-23	H
10/14/72	W	32-8	A
11/10/73	L	17-21	H
11/9/74	L	7-16	A
10/25/75	W	42-13	H
10/23/76	L	14-24	A
10/22/77	W	20-10	H
11/11/78	L	14-27	A
10/27/79	W	23-21	H
10/25/80	L	0-9	A
10/24/81	W	34-14	H
10/30/82	W	24-7	H
10/1/83	L	20-37	A
9/22/84	W	19-7	H
11/16/85	L	21-24	A
10/18/86	L	28-38	H
10/24/87	W	10-3	A
10/22/88	W	26-18	H
10/21/89	L	13-15	A
11/3/90	L	24-28	H
10/5/91	L	3-6	A
9/19/92	W	12-7	H
10/16/93	L	3-27	A
9/24/94	W	12-7	H
11/11/95	L	0-25	A
10/19/96	W	23-7	H
10/25/97	W	16-13	A
10/3/98	L	20-24	H
10/9/99	L	17-20	A
10/14/00	L	0-21	H
11/10/01	L	17-31	A
11/16/02	L	12-20	H
11/15/03	L	3-38	A
10/02/04	W	41-38 (ot)	H

Series Records

All-Time Series Breakdowns

Series Records vs. 2005 Opponents

Series Records vs. 2005 Opponent Coaches

Opponent	Overall	Home	Away	Neutral	GFC	Opponent	Overall	Home	Away	Neutral	GFC
Eastern Illinois	37-38-4	16-15-2	12-15-1	9-8-1	3-6-0	vs. Bob Spoo	5-11-0	4-4-0	1-7-0	0-0-0	3-6-0
St. Francis (Ind.)	0-0-0	0-0-0	0-0-0	0-0-0	—	vs. Kevin Donley	0-0-0	0-0-0	0-0-0	0-0-0	—
Murray State	5-2-0	4-0-0	1-2-0	0-0-0	—	vs. Joe Pannunzio	3-1-0	2-0-0	1-1-0	0-0-0	—
Texas Tech	0-0-0	0-0-0	0-0-0	0-0-0	—	vs. Mike Leach	0-0-0	0-0-0	0-0-0	0-0-0	—
Western Kentucky	5-11-1	3-5-0	2-6-1	0-0-0	0-4-0	vs. David Elson	0-2-0	0-1-0	0-1-0	0-0-0	0-2-0
Youngstown State	1-13-0	0-7-0	1-6-0	0-0-0	0-8-0	vs. Jon Heacock	0-4-0	0-2-0	0-2-0	0-0-0	0-4-0
UNI	4-17-0	3-8-0	1-9-0	0-0-0	3-16-0	vs. Mark Farley	1-3-0	1-1-0	0-2-0	0-0-0	1-3-0
Southern Illinois	23-19-0	15-8-0	8-11-0	0-0-0	11-8-0	vs. Jerry Kill	2-2-0	1-1-0	1-1-0	0-0-0	2-2-0
Missouri State	7-12-0	5-5-0	2-7-0	0-0-0	7-12-0	vs. Randy Ball	6-9-0	4-2-0	2-7-0	0-0-0	6-9-0
Western Illinois	12-16-0	9-5-0	3-11-0	0-0-0	6-12-0	vs. Don Patterson	1-5-0	1-2-0	0-3-0	0-0-0	1-5-0
Illinois State	29-26-2	20-8-2	9-18-0	0-0-0	7-12-0	vs. Denver Johnson	2-5-0	2-2-0	0-3-0	0-0-0	1-4-0

All-Time Series Records

Opponent	First Meeting	Last Meeting	Won	Lost	Tied	Opponent	First Meeting	Last Meeting	Won	Lost	Tied
Air Force	1993	1993	0	1	0	Manchester College	1927	1933	2	1	1
Akron	1968	1980	5	6	0	Marshall	1947	1981	1	1	0
Anderson College	1956	1957	1	1	0	Mars Hill	1995	1996	2	0	0
Arkansas State	1973	1976	1	1	0	Maryland	1982	1982	0	1	0
Austin Peay	1989	1989	1	0	0	McNeese State	1977	1982	1	1	0
Ball State	1924	2003	23	38	1	Middle Tennessee State	1984	1984	0	1	0
Boston University	1987	1987	0	1	0	Millikin College	1920	1936	0	3	0
Bowman Field	1943	1943	0	1	0	Minnesota	1989	1993	0	2	0
Bradley	1939	1939	0	1	0	Mississippi	1995	1995	0	1	0
Buffalo State	1986	1986	1	0	0	Missouri State	1986	2004	7	12	0
Butler	1904	1974	7	25	2	Murray State	1990	2004	5	2	0
Central Florida	1984	1984	1	0	0	Nebraska-Omaha	1975	1975	1	0	0
Central Michigan	1944	1983	0	9	0	New Mexico State	1978	1982	4	1	0
Central Missouri State	1983	1991	5	0	0	North Texas	1997	1997	0	1	0
Chicago	1929	1929	0	1	0	Northeast Louisiana	1978	1983	2	2	0
Cincinnati	1972	1988	1	3	0	Northern Illinois	1926	1976	5	3	0
Concord College	1991	1991	1	0	0	UNI	1983	2004	4	17	0
Cumberland	2002	2002	1	0	0	Oakland City	1923	1932	7	2	0
Darville Normal	1924	1946	6	0	0	Oklahoma	1999	1999	0	1	0
Dayton	1975	1976	1	1	0	Oklahoma City	1949	1949	0	1	0
Delaware	1975	1975	0	1	0	Oklahoma State	1992	1992	1	0	0
DePauw	1898	1968	9	15	1	Purdue	1926	1990	0	2	0
Drake	1971	1985	8	2	0	Ripon College	1953	1953	1	0	0
Eastern Illinois	1901	2004	37	38	4	Rose-Hulman Institute	1920	1934	6	2	0
Eastern Kentucky	1926	2000	1	7	0	St. Cloud State	1985	1986	2	0	0
Eastern Michigan	1934	2001	3	9	0	St. Francis (Ind.)	2005	—	0	0	0
Evansville	1923	1972	23	12	2	St. Joseph's College (Ind.)	1924	1998	15	12	0
Florida	1983	1988	0	2	0	Salem College	1987	1988	2	0	0
Florida International	2003	2003	1	0	0	Southern Illinois	1944	2004	23	19	0
Franklin College	1925	1955	8	6	1	Southeast Missouri State	1935	1999	3	2	0
Gary	1933	1933	1	0	0	Stephen F. Austin	2001	2001	0	1	0
George Field	1944	1944	1	0	0	Tampa	1967	1967	1	0	0
Georgia Tech	1987	1987	0	1	0	Texas Tech	2005	—	0	0	0
Glennville State	1992	1995	2	0	0	Toledo	1994	1994	0	1	0
Grand Rapids	1940	1941	1	1	0	Truman State	1930	1930	0	1	0
Hanover College	1920	1959	7	3	1	Tulsa	1975	2001	0	6	0
Heidelberg College	1951	1951	0	1	0	Union Christian	1920	1920	2	0	0
Hillsdale College	1949	1949	0	1	0	Valparaiso	1928	1968	12	20	1
Illinois "B"	1931	1931	0	1	0	Vincennes	1923	1925	3	0	0
Illinois State	1936	2004	29	26	2	Virginia Military Institute	1976	1976	0	1	0
Illinois Wesleyan	1943	1948	2	1	0	Wabash College	1926	1946	0	7	1
Indiana	1925	2003	0	2	0	Wayne State (Mich.)	1984	1984	1	0	0
Indiana "B"	1928	1928	0	1	0	Western Carolina	1974	1977	0	2	0
Indianapolis	1923	1962	5	1	0	West Texas A&M	1977	1985	2	5	0
Iowa State	1986	1999	0	2	0	West Virginia Tech	1993	1994	2	0	0
Kansas	1985	1986	0	2	0	Western Illinois	1967	2004	12	16	0
Kansas State	1991	1998	0	3	0	Western Kentucky	1969	2004	5	11	1
Kentucky State	1997	1997	1	0	0	Western Michigan	2000	2002	0	2	0
Lawrence	1939	1940	1	1	0	Wichita State	1976	1983	4	2	1
Liberty	1996	1996	1	0	0	Youngstown State	1988	2004	1	13	0
Lock Haven	1992	1994	2	0	0						
Louisville	1939	1984	3	5	1						

2005 SEASON OPPONENTS IN BOLD

The Gateway Football Conference

There's not much that has eluded the Gateway Football Conference in its first two decades of existence. The league's first 20 years have included national championships, national players of the year, national coaches of the year, No. 1 national rankings and countless All-Americans.

Last season, Southern Illinois spent a league-record 11 weeks as the nation's top-ranked team, while all eight Gateway teams received votes for the Top 25 at some point in the season. LB Boomer Grigsby of Illinois State earned a National Defensive Player of the Year honor, while SIU's Jerry Kill was National Coach of the Year. Two years ago, four Gateway teams represented the league in the 16-team NCAA I-AA playoffs, marking the first time any league has sent that many to the playoffs in the same year. And just three years ago, Western Kentucky won the I-AA national championship.

Strong coaching and great players have helped make the league a national force, but the stability and leadership of Commissioner Patty Viverito – the only commissioner the league has ever known – has helped make the Gateway Conference a standard bearer on the I-AA scene. Indeed, all signs point to continued national prominence for the league as it enters its 21st season.

The Gateway Conference has two recent national championships (Western Kentucky - 2002; Youngstown State - 1997), and Gateway members YSU (3) and Southern Illinois (1) own additional titles prior to their Gateway membership, meaning six I-AA championship trophies are housed on Gateway campuses, in addition to two (both by Youngstown State) second-place awards. Only five I-AA leagues possess more than a single I-AA championship trophy, and the Gateway Conference is among that elite.

In recent years, the Gateway has established itself as a leader among Division I-AA conferences. During the past eight years, the league has two national championships, and four other semifinal trips. The Gateway's 22-16 playoff mark and 22 playoff wins in that span is third behind the Southern Conference (26-16) and Atlantic-10 (28-18), and the Gateway has had three teams reach the title game, topped only by the Southern Conference's four championship game appearances since 1997.

Additionally, the Gateway's 18 playoff berths in the past eight years trails only the Atlantic-10 (21) for I-AA supremacy, and the Gateway has had two representatives each of the past 10 seasons. Also, the Gateway is the only I-AA conference to have each of its members make the playoffs.

The Gateway's success is not limited to the immediate past. During the decade of the 1990s, current members of the Gateway compiled a 34-19 mark in the I-AA playoffs, bettered only by the Southern Conference, whose members were 37-19 in that decade. Last year, the league was an impressive 20-14 against non-conference teams, which included an 11-5 record against I-AA teams. Four of those five I-AA losses came against teams that reached the I-AA playoffs. Team accomplishments have helped solidify the Gateway as a I-AA elite, but individuals at the league's member institutions are the real source of pride within the conference. Last year, three Gateway student-athletes were finalists for the I-AA's top awards, while more than a dozen Gateway players earned All-America honors.

In addition, WKU's David Elson joined national winner Jerry Kill of Southern Illinois as a finalist for the Eddie Robinson Award, given to the nation's top I-AA football mentor. Thanks to strong coaching, the Gateway has reached and will maintain its place among the I-AA best. During the past nine seasons, the Gateway has compiled a 213-135 record in non-conference games. Of the 135 losses, 109 came against ranked I-AA or I-A opponents. Said another way: Only 26 times in those 348 games did a Gateway team lose to a non-ranked I-AA team or to a non-I-A team. Notably, the Gateway has posted 48 wins against top-25 I-AA teams in the past nine years alone.

Last year, despite tough scheduling, four teams in the Gateway Conference had winning records, matching an all-time high. The Gateway has had four teams with better than .500 records in the same season 11 times now, including the past seven seasons. A minimum of two league teams have won at least nine games in each of the past three seasons. In 1997, Youngstown State grabbed the crowned jewel for the Gateway, as the league had one of its most successful seasons. In addition to claiming the league's first national title, Youngstown State finished the year ranked No. 1, marking the first time a league member has held that spot in a season-ending poll. Western Illinois ended the season at No. 6, marking the first time the Gateway ended the year with two teams ranked among the top six.

In 1999, the Gateway trumped that, as YSU finished the year No. 2, and Illinois State was No. 3. UNI, too, finished in the top 20 in both the Teamlink.com (17) and Sports Network (15) final polls.

In 2002, Western Kentucky added to the league's national championship trophy case with a 2002 I-AA crown, while both WKU (No. 1) and WIU (No. 5) finished among the nation's top five in the season-ending polls. On the subject of national polls, the Gateway has had two teams ranked among the Top 10 in the same poll 90 times (including 13



Patty Viverito
Commissioner



Mike Kern
Assistant
Commissioner



Ed Tschannen
Supervisor
of Officials

GATEWAY DIRECTORY

Office: 1818 Chouteau Ave.
St. Louis, MO 63103
Phone (314) 421-2268
FAX (314) 421-3505
Scoreboard (314) 569-5636

Commissioner: Patty Viverito
Assistant Commissioner: Mike Kern
Secretary: Maxine Day
Supervisor of Officials: Ed Tschannen

CURRENT GATEWAY MEMBERSHIP

Illinois State	1985
Indiana State	1986
UNI	1985
Southern Illinois	1985
Missouri State	1985
Western Illinois	1985
Western Kentucky	2001
Youngstown State	1997

The Gateway Football Conference

times last year) with 89 of the 90 coming post-1996. In 1999, five Gateway teams

(Illinois State, UNI, Southern Illinois, Western Illinois, and Youngstown State) were ranked in the same poll for the first time in league history.

Prior to the Sept. 20, 1999, poll, the Gateway had never had five teams ranked in the Top 25 during the same week. In all, five Gateway teams have been ranked among the national Top 25 during the same week three times in league history, including Oct. 14, 2002; Sept. 3, 2001; and Sept. 20, 1999.

Three times in the past two years (9/13/04, 9/22/03, and 9/29/03) four Gateway teams were ranked in the Top 25, and four more Gateway teams were receiving votes — meaning all eight teams in the league were receiving votes or were ranked during the same week. Prior to 2003, the last time that happened was Sept. 6, 1999, but no I-AA league (including the Gateway) has had that happen as late as Sept. 29 in a season.

Four Gateway teams were in the Top 15 of the ESPN/USA Today Coaches top-25 rankings of Oct. 1, 2001 (Youngstown State-5; Western

Kentucky-11; Western Illinois-14; and UNI-15). That marked the first time in league history that four league teams were in the Top 15 the same week. Those four schools were each ranked in the Top 15 in the Sports Network and/or ESPN coaches polls of Oct. 1, Oct. 8, and Oct. 15, giving the league four top-15 teams for three-straight weeks.

A minimum of four Gateway teams have been ranked in the same top-25 poll 41 times in league history, including a league-record 11 times in 2003.

And in 2003, all four playoff teams (UNI, SIU, WIU, and WKU) represented the Gateway Conference in the Top 10 in the final national rankings — marking the first time that's ever happened in league history. Including the season-ending poll, those four teams represented the Gateway in same-week top-10 polls a total of five times.

Certainly, the Gateway will be hard-pressed to continue its non-conference success, particularly because the league schedules tough opponents year after year.

Tough scheduling is not an aberration for the Gateway. In 2003, five schools had five or more games against top-25 I-AA foes, and all eight league schools played at least four ranked teams; while seven played at least one I-A opponent. Western Illinois' 34-12 win at Eastern Michigan was the league's 24th win against a I-A program.

The original Gateway Conference was founded as a women's athletic organization in August 1982, following the dissolution of the Association of Intercollegiate Athletics for Women. In September of that year, Patty Viverito was named the first commissioner of the newly founded conference, a position she maintains today.

Before moving to its permanent headquarters in St. Louis, the Gateway spent three organizational months on the campus of Eastern Illinois University.

In July of 1992, the 10-team conference disbanded as its women's programs realigned with their men's teams in their respective conferences. The league assumed its new name on July 1, 1992, becoming the Gateway Football Conference, an NCAA I-AA football league comprised of seven Midwest institutions.

The Gateway Conference football division was born on August 21, 1985, when the Gateway Conference President's Council voted to add a I-AA football division for six of its members to the previously all-women's athletics organization.

Founding members of the football division were Eastern Illinois, Illinois State, UNI, Southern Illinois, SMS (now Missouri State), and Western Illinois.

The creation of the Gateway football division marked the first time in college annals that football was added to a women's conference. In June of 1986, Indiana State became the seventh member of the Gateway Conference.

In the 20 years of the football division, league membership has been stable — with only three fluctuations since 1986. Eastern Illinois

left the Gateway to join the Ohio Valley Conference in 1996, while Youngstown State joined the Gateway for 1997 to return league membership to its original seven-member status.

League membership reached an all-time high of eight members for the start of the 2001 season with the addition of Western Kentucky. The Gateway is among eight I-AA conferences that receive automatic bids to the NCAA I-AA Championship. Those other leagues include the Atlantic-10 Conference (formerly the Yankee), the Big Sky Conference, the Midwestern Athletic Conference, the Ohio Valley Conference, the Patriot League, the Southern Conference, and the Southland Football League. The Gateway Conference has had an automatic bid since 1986, as the I-AA Football Committee waived the league's two-year waiting period and granted the league an automatic bid after just one year.

The Gateway Conference is the only automatic I-AA qualifying conference that sponsors football as its only sport, as the league completed its service to women's athletics following the 1991-92 season.

Although the league no longer sponsors women's sports, the Gateway has an historical place in the development of intercollegiate women's athletics.

The 10 founders of the original Gateway Collegiate Athletic Conference currently belong to three conferences. Eight members joined their men's programs in the Missouri Valley: Bradley, Drake, Illinois State, Indiana State, Missouri State, UNI, Southern Illinois, and Wichita State.

Eastern Illinois is in the Ohio Valley Conference, while Western Illinois competes in the Mid-Continent; Youngstown State's sports, other than football, are in the Horizon League, while Western Kentucky's home for non-football sports is in the Sun Belt.

In its decade of operation, the Gateway sponsored championships in ten women's sports and football. The women's sports were basketball, cross country, golf, indoor and outdoor track & field, swimming and diving, tennis, softball, volleyball and, early on, field hockey.

Past Gateway Champions

1985	UNI
1986	Eastern Illinois
1987	UNI
1988	Western Illinois
1989	SMS
1990	SMS / UNI
1991	UNI
1992	UNI
1993	UNI
1994	UNI
1995	UNI
1996	UNI
1997	Western Illinois
1998	Western Illinois
1999	Youngstown State
2000	Western Illinois
2001	UNI
2002	Western Illinois
2003	Southern Illinois/UNI
2004	Southern Illinois

DRE KNOX

DEJUAN ALFONZO

WAYNE DAVIS

Sycamores

DENNIS RAETZ

DAN BRANDENBURG

RECORD BOOK

JOHN BOCK

Player	Pos	Yds	TDs	Int	Blk	Def	Off
Wayne Davis	QB	1,234	12	3	1	15	20
Dre Knox	WR	876	8	2	0	10	15
Dejuan Alfonzo	WR	765	7	1	0	12	18
Dan Brandenburg	QB	654	6	4	2	18	25
John Bock	QB	543	5	5	3	20	28

Sycamore Honor Roll

All-Americans

1967	Jeff Keller, DE (1st-AFC)
1972	Bobby Poss, OG (2nd-AP)
1975	Chris Hicks, OT (1st-AFC)
1976	Vincent Allen, RB (1st-AFC)
1983	Ed Martin, DE (1st-AFC)
1984	Wayne Davis, DB (1st-AFC)
1985	Vencie Glenn, DB (1st-AFC)
1986	Mike Simmonds, OT (1st-AFC)
1990	Charles Swann, WR (3rd-AP) Derrick Franklin, RB (3rd-AP)
1991	Derrick Franklin, RB (1st-WC, TSN; 2nd-AP, DHFG) Charles Swann, WR (HM-TSN, DHFG)
1992	David Wright, RB (2nd-AP)
1993	Shawn Moore, OG (1st-AFC; 3rd-AP)
1994	Dan Brandenburg, DT (1st-AFC; 2nd-AP, DHFG)
1995	Dan Brandenburg, DT (1st-TSN, AFQ; 3rd-AP; HM-DHFG) Chris Libaire, LB (2nd-DHFG) Tom Allison, PK (1st-DHFG)
1996	Richard Moss, LB (3rd-AP; HM-DHFG)
1997	Kyle Bibbs, OLB (3rd-DHFG) Joe Dunn, ILB (HM-DHFG) Robert High, FS (3rd-TSN, DHFG) Shannon Jackson, DT (3rd-DHFG)
1998	Troy Lefevra, DE (1st-DHFG) DeJuan Alfonzo, DB, RS (HM-DHFG)
1999	DeJuan Alfonzo, DB/RS (1st-AFCA, TSN; 3rd-AP) Shannon Jackson, DE (3rd-TSN)
2001	Richard Harris, DL (HM-DHFG) Terrance Miles, DB (HM-DHFG) Julian Reese, QB (HM-DHFG)
2002	Dietrich Lapsley, LB (2nd-DHFG) Soso Dede, KR (3rd-DHFG) Richard Harris, DL (3rd-DHFG)
2003	Kyle Mitchell, DE (3rd-DHFG)

Key Abbreviations: AFCA—American Football Coaches Association; AP—Associated Press; DHFG—Don Hansen's Football Gazette; TSN—The Sports Network; WC—Walter Camp.

All Gateway Conference

1986	Mike Simmonds, OT Steve McKeel, DB Troy Johnson, LB Tim Cunningham, LB Chuck Standiford, P
1987	Pete Endre, OT Steve McKeel, DB Gary Cannon, WR
1988	Steve Emfinger, WR Tori Vactor, RB Ken Hopp, LB Troy Mickers, DB
1989	Rodney Porter, TE Mark Bertram, DT
1990	Derrick Franklin, RB Charles Swann, WR
1991	Eric Christensen, LB Derrick Franklin, RB Charles Swann, WR
1992	Dyrrah Christon, NG David Wright, RB
1993	Dan Brandenburg, DT Van Ganaway, FS Tim Giebels, OT Shawn Moore, OG David Wright, RB
1994	Dan Brandenburg, DT Dustin Rusch, DT
1995	Dan Brandenburg, DT
1996	Dre Knox, DB Richard Moss, LB
1997	Robert High, FS Shannon Jackson, DT DeJuan Alfonzo, DB
1998	DeJuan Alfonzo, DB Troy Lefevra, DE
1999	DeJuan Alfonzo, DB Shannon Jackson, DE Troy Lefevra, DE
2001	Richard Harris, DE
2002	Richard Harris, DE Dietrich Lapsley, LB Soso Dede, KR
2003	Ryan King, TE Kyle Mitchell, DE
2004	Kyle Mitchell, DE

All Missouri Valley Conference

1977	Vincent Allen, RB Don Jackson, DB	1983	Dan Maher, LB Bob Koehne, OT Rich Dawson, C Jeff Miller, QB Ed Martin, DE Quintin Mikell, LB Kevin Ramsey, DB
1978	Gary Gamen, DT John Allman, DB	1984	Wayne Davis, DB Steve Buxton, OG Rich Dawson, C Jeff Miller, QB Darold Clardy, RB Scott Bridges, PK Doug Arnold, NG Brad Verdun, DT
1979	Kirk Wilson, WR Eddie Ruffin, WR George DeTella, OT Reggie Allen, QB Gerry Gluscic, DE John Allman, DB	1985	Jeff Miller, QB Doug Arnold, NG Terry Bell, WR Vencie Glenn, DB Mike Simmonds, OG Kurt Bell, DE
1980	Hubert Moore, TE Eddie Ruffin, WR Mark Gradkowski, OG John Gaunt, DT Craig Shaffer, LB John Allman, DB		
1981	Hubert Moore, TE Kirk Wilson, WR Craig Shaffer, LB		
1982	Walter Seaphus, NG		
1982	Ed Martin, DE		

Sycamore Honor Roll

ALL-STAR GAME PARTICIPANTS



DeJuan Alfonzo


- 1981—Craig Shaffer, LB
(Blue-Gray)
- 1982—Kirk Wilson, WR
(Senior Bowl)
- 1985—Vencie Glenn, DB
(Blue-Gray)
- 1986—Vencie Glenn, DB
(Senior Bowl)
- 1990—Steve Elmlinger, WR
(Senior Bowl)
- 1992—Charles Swann, WR
(Senior Bowl)
Charles Swann, WR
(Japan Bowl)
- 1995—Dan Brandenburg, DT
(Blue-Gray)
- 1999—DeJuan Alfonzo, DB
(All-Star Gridiron Classic)



Reggie Allen

MISSOURI VALLEY CONFERENCE PLAYERS OF THE YEAR

- 1979—Reggie Allen, QB (Offense)
Gerry Gluscic, DE (Defense)
- 1981—Craig Shaffer, LB (Defense)
- 1984—Jeff Miller, QB (Offense)
Wayne Davis, DB (Defense)
- 1985—Jeff Miller, QB (Offense)
Vencie Glenn, DB (Defense)



Steve Elmlinger

MISSOURI VALLEY CONFERENCE COACH OF THE YEAR

- 1984—Dennis Raetz



Derrick Franklin

GATEWAY FOOTBALL CONFERENCE PLAYER OF THE YEAR

- 1991—Derrick Franklin, RB (Offense)



Craig Schaffer




Kirk Wilson

Dan Brandenburg
(formerly with the
Philadelphia Eagles)

SYCAMORES IN THE PROS

YEAR	PLAYER (POS.)	ROUND	Team Originally Signed With
1935	Charles "Cocky" Bush, QB	Free Agent	Pittsburgh Pirates
1961	Jim Brumfield, RB	Free Agent	Pittsburgh Steelers
1980	Tunch Ilkin, OL	6th Round	Pittsburgh Steelers
	Gerry Gluscic, OLB	Free Agent	Pittsburgh Steelers
1981	John Allman, DB	Free Agent	St. Louis Cardinals
1982	Craig Shaffer, LB	6th Round	St. Louis Cardinals
	Kirk Wilson, WR	Free Agent	New England Patriots
	Eric Robinson, RB	Free Agent	Minnesota Vikings
1983	Mike Johannes, P	Free Agent	St. Louis Cardinals
	James Banks, RB	Free Agent	Cleveland Browns
1984	Ed Martin, OLB	7th Round	Dallas Cowboys
	Kevin Ramsey, DB	Free Agent	Indianapolis Colts
	Walter Seaphus, DL	Free Agent	Indianapolis Colts
	Chris Delaplaine, OL	Free Agent	Dallas Cowboys
	Sam Suggs, DB	Free Agent	Baltimore Stars (USFL)
1985	Wayne Davis, DB	2nd Round	San Diego Chargers
	Steve Buxton, OL	8th Round	Chicago Bears
	Rick Dwenger, RB	Free Agent	Indianapolis Colts
	Rich Dawson, OL	Free Agent	St. Louis Cardinals
	Darold Clardy, RB	Free Agent	Saskatchewan Roughriders
1986	Vencie Glenn, DB	2nd Round	New England Patriots
	Jeff Miller, QB	Free Agent	Chicago Bears
	Terry Bell, WR	Free Agent	Montreal Alouettes
	Bobby Boyce, OLB	Free Agent	St. Louis Cardinals
1987	Troy Johnson, LB	Free Agent	New York Jets
	Jeff Rebhan, OL	Free Agent	St. Louis Cardinals
	Mike Simmonds, OL	10th Round	Tampa Bay Buccaneers
	Tim Cunningham, LB	Free Agent	New Orleans Saints
1988	Keith Mullen, DB	Free Agent	Atlanta Falcons
1989	Darrow Ramsey, WR	Free Agent	Saskatchewan Roughriders
1990	Lavent Blaylock, DB	Free Agent	Seattle Seahawks
	Steve Elmlinger, WR	Free Agent	Chicago Bears
1991	Kip Beach, OL	Free Agent	New York Jets
	John Story, WR	Free Agent	Denver Broncos
1992	Anthony Booker, OT	Free Agent	Green Bay Packers
	Doug Dutton, DT	Free Agent	Phoenix Cardinals
	Derrick Franklin, RB	Free Agent	Indianapolis Colts
	Charles Swann, WR	12th Round	New York Giants
1993	Byron Porter, OLB	Free Agent	Shreveport Pirates
1994	John Bock, C	Free Agent	Buffalo Bills
1995	Dan Brandenburg, DE	7th Round	Buffalo Bills
	Omar Mangrum, OT	Free Agent	Jacksonville Jaguars
	David Wright, RB	Free Agent	Montreal Alouettes
2001	DeJuan Alfonzo, DB	Free Agent	Indianapolis Invaders
(Arena)			
2003	Richard Harris, DT	Free Agent	Tennessee Titans
2004	Matt Griebel, OL	Free Agent	Indianapolis Colts



John Bock
(formerly with the
Miami Dolphins)

All-Time Roster

A



Vincent Allen

Adams, Dave	1946
Aguilar, Philo	1997, 1998
Albrand, Kevin	1980, 1981
Albano, Joe	1978, 1979
Albright, Aaron	1923, 1925
Albright, Bob	1978
Albright, Cy	1928, 1929
Albright, David	1934
Albright, Harold	1927
Albright, Tom	1982, 1983, 1984, 1985
Albrinck, Tony	1998, 1999, 2000, 2001
Alexander, Charles	1993, 1994, 1995, 1996
Alfonzo, DeLuan	1996, 1997, 1998, 1999
Allen, Danny	1995, 1996
Allen, David	1980, 1981, 1982, 1984
Allen, Gene	1998
Allen, John	1962, 1963, 1964
Allen, Matt	1970, 1971, 1972
Allen, Roy	1990, 1991, 1992
Allen, Reggie	1978, 1979, 1980, 1981
Allen, Royce	1975, 1976, 1977
Allen, Vincent	1973, 1974, 1975, 1977
Alison, Ed	1987, 1988, 1989, 1990
Alison, Tom	1992, 1993, 1994, 1995
Alman, John	1977, 1978, 1979, 1980
Al, Rocky	2004
Alonzo, Richard	1965
Alonzo, Robert	1965
Alvey, Chris	1988, 1989
Alvey, Doug	1989
Ames, Chad	1994, 1997
Anderson, Brent	1960, 1961, 1962
Anderson, David	1978, 1979, 1980, 1981
Anderson, Jack	1984
Anderson, Richard	1979, 1980
Anderson, Trent	1988, 1989
Anderson, Walter	1987, 1988
Angus, Joe	1977, 1978, 1979, 1980
Anney, Glen	1959
Antonini, Anveno	1937
Anweiler, Brandon	2004
Albogast, Dan	1973, 1974
Archie, Scooter	2004
Arges, Jim	1970
Armstrong, Robert	1944
Arnold, Dennis	1974
Arnold, Doug	1982, 1983, 1984, 1985
Arsamian, John	1951, 1952, 1953
Asher, Bill	1920, 1921
Ashley, Winston	1920, 1921
Ashworth, Capt. George	1934
Aisy, William	1944
Althey, Jeff	1976, 1977, 1978
Altonson, Gil	1931, 1932
Altonzo, Rich	1964, 1966, 1967
Altonzo, Robert	1964, 1965, 1966
Austin, Casey	1988
Austin, Gary	1958, 1961

B

Badger, Jon	1998
Baker, Eugene	1940
Baker, Ken	1970
Baker, Vance	1934, 1935, 1936
Baker, William	1934
Baker, Woodrow	1935, 1936
Balash, Steve	1969, 1970, 1971
Bale, Todd	1989, 1990
Balks, Homer	1939, 1940, 1941
Balko, Tom	1971, 1972
Bamberger	1986
Bancroft, Don	1901
Bancroft, Mike	1950
Bandy, Mike	1995, 1996, 1998, 1999
Banks, James	1979, 1980, 1981, 1982
Banks, Shane	1995, 1996
Barber, Don	1956
Barnett, O. S.	1974, 1975, 1976
Barnhardt, David	1963
Barnhart, Clyde	1938

Barnhill, Beany	1920, 1921
Barnett, Chris	1987, 1988, 1989, 1991
Barnett, Greg	1993, 1994, 1995
Barnett, Jay	1956, 1957, 1958
Barnett, John	1986, 1987, 1988, 1989
Barnett, Kevin	1990
Barr, John	1970, 1971, 1972
Bartel, Scott	1978, 1979, 1980, 1981, 1982
Bartels, Robert	1961
Bartolomeo, Jim	1968
Bartolomeo, Rick	1972
Bartwick, Michael	1994, 1996
Bash	1904, 1907, 1909
Baskerville, Rashaun	1992, 1993, 1994, 1995
Baskerville, Shaif	1994, 1995
Bates, Don	1965, 1966, 1967
Bays, Bill	1951, 1956
Beach, Joe	1961, 1962
Beach, Kip	1988, 1989, 1990
Beaman, Dennis	1975
Beck, Charles	1988
Beckley, Kent	1988
Beckley, Ron	1979, 1980, 1981
Beckley, Robert	1990
Beauchamp, Thomas	1941
Beaver, Roy	1979
Bechtel, Steve	1975, 1976
Beck, Paul	1925, 1926, 1927
Beckham, Roland	1961, 1962, 1963
Beckwith, Dick	1930
Beck, Joe	1960
Beeler, Bob	1987
Bees, Phil	1969, 1970, 1971
Beery, Jim	1964, 1965, 1966
Bejcek, Don	1974, 1975
Belcher, Bob	1957, 1958
Belkin, Bill	1961, 1963
Bel, Curt	1982, 1983, 1984, 1985
Bel, Fred	1977, 1978, 1979, 1981
Bel, John	1990
Bel, Jonathan	2000
Bel, Richard	2001, 2002
Bel, Tony	1982, 1983, 1984, 1985
Bel, Tony	1980
Bel, Carl	1943
Berhams, William	1925
Bennett, William	1963, 1964, 1965
Bennet, John	1976, 1977
Bergmeier, Mike	1990
Berk, Jay	1971, 1972, 1973
Berkley, Ron	1986
Berman, Carl	2003, 2004
Berman, David	1988
Berto, John	1967
Berto, Mark	1956, 1967, 1968, 1969
Beste, Matt	2002, 2003, 2004
Biancetta, W.	1944
Bibbs, Junius	1934, 1935, 1936
Bibbs, Kyle	1994, 1995, 1996, 1997
Biconic, Mike	1942
Bidwell, Steve	1982, 1983, 1984, 1985
Bibrauer, Chakly	1930
Biggs, Neal	1995, 1999, 2000
Bingham, Cecil	1926
Bird, Kenneth	1909
Blak, Dan	1967, 1968
Black, Damien	1937, 1939
Blackburn, James	1986, 1987
Blackwell, Mike	1968, 1969, 1970
Blain, Herbie	2002, 2003, 2004
Blak, Bob	1962
Blakely, Mark	1984, 1985, 1986, 1987
Blane, Matt	1974, 1975, 1976
Blaylock, Lavent	1985, 1986, 1987, 1988
Bledsoe, Byrus	1927
Blesing, Edgar	1898
Blesinger, Craig	1989
Blood, Charley	1945
Blue, Bruce	2003, 2004
Bunk, Cory	2003, 2004
Boardman, Matt	1988, 1989, 1990, 1991
Bobe, Brett	1987, 1988
Bock, John	1993
Bogle, Henry	1920, 1921
Boltinghouse, Robert	1988, 1989, 1990, 2001
Bolmeyer, Charles	1950
Bonney, Keith	1981, 1982, 1983
Bonomo, Frank	1942
Booker, Anthony	1988, 1989, 1990, 1991
Boomer, Ken	1951
Boran, Mike	1947, 1948
Bordenet	1923
Borczyk, Pete	1977
Borton, Richard	1965, 1966
Boster, Mark	1982, 1983, 1984, 1985
Boston, Bob	1952, 1953
Boston, C.	1964

Boswell, Ed	1972
Bowkamp, Bert	1945
Bowles, Wendell	1945
Bowles, Adam	1907, 1909
Bowman, Eric	2001, 2002
Bowser, Joe	1988
Bowsher, Wayne	1937, 1938, 1939
Boyer, Bobby	1981, 1983, 1984, 1985
Boyd, William	1937, 1939
Boyer, David	1951
Boyle, James	1939
Brocey, James	1963, 1964
Bradbury, Jack	1938, 1939, 1940
Bradley, James	2001, 2002, 2003, 2004
Bradfield, Andrew	1994
Brady, Bob	1947, 1948
Brake, Jack	1961, 1962, 1963
Brammer, Lowell	1933, 1934
Brandenburg, Dan	1992, 1993, 1994, 1995
Brandenburg, Steve	1960, 1961
Brandon, Chuck	1972
Brandon, Walter	1985, 1986, 1987
Branson, Cythel	2000, 2001, 2002, 2003
Brantley, Mike	1975, 1976, 1977, 1978
Brantner, Tom	1972, 1973, 1974
Braker, Jim	1965
Brougman, Ralph	1976, 1977
Brennan, Dan	1944
Brent, John	1987
Brewer, John	1972, 1973, 1974
Brewer, Tony	1988, 1989, 1990, 1991
Brice	1898
Brics, Mark	1983, 1984, 1985
Bridge, Bill	1945
Bridges, Scott	1983, 1984, 1985
Bridgewater, Brian	1989, 1990, 1991, 1992
Bridgewater, Bruce	1989, 1990, 1991, 1992
Briggs, Joe	1988, 1989
Bill, Paul	1950
Brilhart, Tom	2001, 2002, 2003, 2004
Bines, David	1952, 1953, 1954, 1955
Books, Michael	1999, 2000
Books, Troy	1988, 1989
Brown	1934
Brown, Arvine	1925
Brown, Baxter	1976, 1977
Brown, Bob	1946
Brown, Brian	1987, 1988, 1989
Brown, Buck	1961
Brown, Clinton	1941, 1942
Brown, Gary	1970, 1971
Brown, Gary	1976, 1977
Brown, Greg	1978
Brown, Jack	1943
Brown, Jack	1950, 1951, 1952, 1953
Brown, Jim	1960, 1964, 1965
Brown, Larry	1993, 1994, 1995, 1996
Brown, Oren	1927
Brown, Orval	1954, 1955
Brown, Richard	1965
Brown, Robert	1942
Brown, Steve	1984, 1985, 1986, 1987
Brown, William	1942, 1943, 1944
Bumler, A.G.	1901
Burnfield, Jim	1967, 1969
Burnfield, Larry	1972, 1973, 1974, 1975
Burnley, Chuck	1988
Burns, Jim	1949
Burns, Frank	1945
Bryant, LaDrele	2004
Bryce, William	1904
Bryson, Mark	1979, 1980, 1981, 1983
Buchanan, Kevin	1984, 1985, 1986
Buck, Bill	1960
Budiner, Audis	1928, 1929
Budd, George	1933, 1934, 1935, 1936
Budreau, Paul	1949
Bullack, Marvin	1987, 1988, 1989, 1990
Bundala, Dove	1972, 1973, 1974
Burgess, Bill	1954, 1955
Burns, Mel	1974, 1975
Burns, Bob	1976
Burns, Mike	1976
Burns, Milton	1949
Bursh, David	1958
Bush, David	1989, 1990, 1991, 1992
Bush, Charles	1933, 1934
Bush, John	1961, 1962, 1963
Busing, Sylvester	1949
Buxton, Steve	1981, 1982, 1983, 1984
Byers, Bill	1968
Byrd, Lester	1978, 1979, 1980, 1981

C



Eric Christensen

Cabel, Aloys	1949
Cage, Dick	1976, 1977, 1978
Cage, Jerry	1976
Cahat, Ernest	1907
Cahoon, Robert	1961
Caldwell, Shb	1996, 1997
Calloway, Jim	1973, 1974
Call, Nick	1977
Camacho, Carl	1969, 1970, 1971
Campbell, Bill	1920, 1921
Campbell, Ed	1979, 1980, 1981, 1982
Campbell, Jeff	1981, 1982, 1983, 1985
Campbell, Kevin	2001
Campbell, Matt	1985, 1986, 1987, 1988
Campbell, Nate	1998
Campbell, Robert	1941
Cannon, Dean	1949
Cannon, Gary	1984, 1985, 1986, 1987
Cannon, Lenny	1970, 1971, 1972
Cantel, Ken	1975, 1976, 1977
Capatina, Nick	1951, 1952
Cappel, Dean	1949
Cappel, Marvin	1966
Capretto, Ryan	1997, 1998
Card, John	1963
Carlson, Sidney	1932
Carroll, Jeff	1983
Carpenter, Bob	1946
Carpenter, Jim	1945
Carpenter, Ron	1974, 1975, 1976
Car, Rick	1973, 1974, 1975
Carra, Pete	1961
Carra, Matt	1981
Carroll, Jerome	1964
Carroll, Jerry	1965
Carter	1897
Carter, Tim	1988, 1989, 1990
Carwright, Phil	1937
Casey, Daniel	1959, 1960, 1961
Cashow, Albert	1956
Cashow, Charles	1954, 1955, 1956
Cassidy, John	1969
Castaneda, Tony	1972
Castle, Christopher	1905
Cavanaugh, Charlie	1931
Cave, Bob	1958, 1959, 1960
Cavanaugh, Charles	1932
Ceranski, Tom	1993, 1994
Chadwick, James	1929, 1940, 1941
Chambers, Merle	1928, 1929, 1930
Champion, Ed	2003
Chapman, Tom	1980, 1981, 1982
Chastain, James	1934
Chatham, Daniel	1995, 1996
Chenoweth	1897
Chenay, John	1950
Chenay, Steve	1960, 1961
Cherry, Rocco	1987, 1988, 1989
Chester, Bob	1946, 1947, 1948
Chestnut, George	1931, 1932
Chestnut, James	1925
Chestnut, Jeff	1984, 1985, 1986, 1987
Chester, Bill	1957
Childwood, Jerry	1966, 1967, 1968
Christensen, Eric	1988, 1989, 1990, 1991
Christensen, Kirk	1990, 1991, 1992, 1993
Christon, Daryl	1979, 1980, 1981
Christie, Pat	1986, 1987, 1988, 1989
Christon, Dyrch	1990, 1991, 1992
Christon, Jason	1992
Church, Colekidge	1938, 1939
Churchill, Lin	1986
Ciano, Edmund	1937, 1938
Ciancy, Kevin	1983, 1984, 1985, 1986
Cardy, Donald	1981, 1982, 1983, 1984
Clark	1897
Clark, Damon	1990, 1991, 1992, 1993
Clark, Dave	1972, 1973, 1974
Clark, Don	1958, 1959, 1960

Clark, Joe	1945
Clark, Ken	1977, 1978
Clarkson, Bill	1946
Clayborn, Carl	1982
Clayton, Marquis	1997, 1998, 1999, 2000
Crutchfield, Walter	1986, 1987, 1988, 1989
Clayton	1909
Clements	1898
Clements, John	1957, 1958, 1959
Clements, Robert	1959, 1960, 1961
Clemmons, Willie	1969, 1970, 1971, 1972
Clmer, Dave	1945
Coates, Edwin	1933
Coats, Carlton	1958
Coats, Jack	1963, 1964, 1965
Cobb, Leon	1940, 1946
Cobbins, Errol	1979, 1980
Cocconover, Mike	1973, 1974, 1975
Cochran, Fredrick	1927
Cochran, Matthew (Agr.)	1994
Cochran, Tony	1920, 1921
Cochran, Tully	1928, 1929
Coffey, Bob	1974, 1975
Coffey, Tony	1977
Cogar, Don	1977
Cohen, Ernie	1942, 1946, 1947, 1948
Cochran, Bob	1960
Cole, Greg	1977
Cole, Matt	1984, 1985, 1986, 1987
Cole, Sonny	1987
Coleman, Gilbert	1940, 1941, 1942
Coleman, Russell	2001, 2004
Collins, John	1939
Collins, DeNovel	1979, 1980, 1981
Collins, Don	1952, 1953
Collins, Scott	1995, 1997
Collins, Winfield	1902, 1907
Comer, Richard	1952, 1953, 1954, 1955
Comer, Rick	1989, 1990
Connelly, John	1963, 1964, 1965
Conrad, Guy	1930, 1931
Conway, John	1945
Cook, Tindolph	1927, 1928, 1929
Cooper, Brent	1997, 1998
Cooper, Eugene	1939, 1940
Cooper, Tom	1988
Coopland, Randy	1942
Coopwood, Ken	1986, 1987
Cope, Jeff	1983
Copeland, E. Gordon	1920, 1921
Cordell	1923
Cordell, Nick	1969, 1970, 1971
Cordes, Bud	1951
Cores, Gabe	

All-Time Roster

D



Soso Dede

D'Ambrasio, William	1965
D'Andrea, Bill	1970, 1971, 1972, 1975
Daddaro, Will	1987, 1988, 1989
Daley, Curtis	1971, 1972, 1973
Damato, Glenn	2003
Daniel, Steve	1976, 1977, 1978, 1979
Daniels, D.A.	1994
Darlington, John	1971, 1972, 1973
Dasilva, Mike	1998
Daugherty, Robbie	1940
Davison, Bob	1989, 1990
Davies, Randy	1950
Davies, Tom	1898
Davis, Carl	1987, 1988
Davis, Clint	1988, 1989, 1990, 1991
Davis, David	1990
Davis, Glenn	1977
Davis, Jesse	1934, 1935, 1936
Davis, Marvin	1988, 1989
Davis, Nate	1996, 1997
Davis, Samuel	1965
Davis, Stan	1974
Davis, T.	1943
Davis, Wayne	1981, 1982, 1983, 1984
Davis, Willie	1983, 1984, 1985, 1986
Dawson, Herbert	1981, 1982, 1983, 1984
Dawson, Richard	1981, 1982, 1983, 1984
Deady, Chad	1990
Deah, William	1935, 1936
Deak, Arthur	1965
Deal, George	1956
Deal, Toby	1996, 1997, 1998
Dean, Kevin	1999, 2000, 2001, 2002
DeBaur, Garrett	1948, 1949, 1948
DeBour, Don	1960, 1961, 1962
DeBusseret, Henry	1985, 1986, 1987
DeCree, Brian	1975, 1976
Dede, Soso	2001, 2002
Deem, John	1992, 1991, 1992
Del Pello, Mark	1988
Del Vecchio, John	1946, 1947, 1948
Delamater, Mark	1978
Delaplane, Chris	1980, 1981, 1982, 1983
DeLong, Phil	1970, 1971, 1972
Demott, Dan	1998, 1999, 2000, 2001
Denny, Bill	1968
DeFella, George	1976, 1977, 1978, 1979
DeVries, Jeff	1976, 1977
Dewey, Steve	1983
Dickerson, Damoni	1993, 1994
Dickey, Dan	1979, 1980
Dietz, Mike	1973
Dil, Phil	1961
Dillon, Bob	1977
Dillon, Mark	1979, 1980, 1981, 1982
Difreom, Jamie	2000, 2001, 2002
Differ, Chad	1991, 1992, 1993, 1994
Dixon, Harry	1984, 1985
Dobkins, Krute	1943
Dodaro, Will	1977, 1978, 1979
Donatikon, Dane	1956
Doran, Thomas	1925, 1926
Doreff, Leighton	1925, 1926
Daugherty, Rob	1999, 2000, 2001
Douglas, Otto	1898, 1901
Dowell, Duane	1990
Dowler, Demetrius	1990, 1991, 1992
Downer, George	1956, 1957
Downey, Earl	1934
Downing, Bob	1957, 1958, 1959
Downing, Jay	1983, 1984
Downing, Joe	1982, 1983, 1984, 1985
Drake	1895
Draper, Bob	1945
Draper, Kenneth	1930
Drew, Kent	1969, 1970
Drewy, Chuck	1972, 1973, 1974, 1975
Drumb, Jason	2000, 2001, 2002

Duenweg, Gene	1931
Duncan, Pat	1983, 1984, 1985, 1986
Duncan, Ralph	1961, 1962, 1963
Dunkley, Don	1967, 1968, 1969
Dunlap, Eugene	1954, 1955
Dunn, Joe	1994, 1995, 1996, 1997
Duren, Gene	1945
Dush, Byron	1931, 1932
Dutton, Doug	1988, 1989, 1990, 1991
Dwenger, Rick	1982, 1983, 1984
Dziera, Terry	1977, 1978, 1979, 1980, 1981

E

Ealy, Jesse	1968, 1969, 1970
Ealy, Rex	1952, 1953
Easton, Beau	1998
Eckman, Lewis	1943, 1944
Edder, Gary	1962
Eddis, Carl	1946, 1947, 1948
Edens, Greg	1977, 1978
Edward, Bill	1976, 1977, 1978
Edward, Jimmy	1983, 1984, 1985, 1986
Edward, Mike	1987
Effinger, John	1998, 1999, 2000
Effler, Mike	1952
Egid, Robert	1989, 1990, 1991, 1992
Egloff, Andrew	1990, 1991
Egloff, Matt	1991, 1992, 1993, 1994
Els, Mark	1975, 1976, 1977
Elando, Colby	1987
Elms, Bryce	1975, 1976
Elm, Don	1954, 1955, 1956, 1957
Ellet, Trevor	1998
Ells, Neil	1970
Ells, Richard	1937, 1938, 1939
Emhardt, Byron	1963
Eminger, Steve	1987, 1988, 1989
Emms, Craig	1983
Emm, Chef	1923, 1925, 1926
Emson, Solomon	1988, 1989, 1990, 1991
Ende, Pete	1986, 1987
Engel, Steve	1987, 1988, 1989
Engel, Tom	1977
Engelhart, Marvin	1943, 1944
Engelhart, Steve	1997, 1998
English-Malone, Warren	2004
Ersminger, Mike	1967, 1968
Edmanis, Jack	1974, 1975
Ertel, Keith	1945
Ertel, Tom	1987
Eryn, Tom	1904, 1905
Ery, Jerry	1942, 1943, 1944
Eting, John	1949, 1950
Evans, Adam	1993, 1994, 1995, 1996
Evans, Bob	1946, 1947, 1948
Evels, John	1958
Ewell, Chad	1985, 1986

F

Falkley, Dathan	1999, 2000
Fallon, Arthur	1962, 1963, 1964
Farris, Kevin	1988, 1989, 1990
Faubion, Eugene	1938, 1939, 1940
Faught, Stewart	1946, 1947, 1948
Fegley, William	1940
Felger	1898
Ferber, Jan	2001, 2002, 2003, 2004
Ferguson, Ralph	1945
Ferar, Roy	1979, 1980
Fessenden, Frank	1933, 1934
Fick, Mike	1971
Fieder, Joseph	1964, 1965, 1966
Fields, Forest	1920, 1921
Fleccia, Garrett	1964
Finch, Roland	1979
Finnegan, Terry	1971
Fischer	1905
Fious, Wilard	1926, 1927
Fisher, Edward	1920, 1921
Fisher, Lynn	1925
Fitzgerald, Larry	1975, 1976
Fitzsimons, George	1988, 1989, 1990, 1991
Fleet, David	1984, 1985, 1986, 1987
Fleming, Brent	1985, 1986, 1987, 1988
Foggs, Ed	1978, 1979, 1981, 1982
Foldenauer, N.	1965
Foley, Eddie	1977, 1980, 1981
Foley, Hank	1986
Folta, Fred	1949
Forle, Andre	2003, 2004
Foster, Bob	1970, 1971, 1972
Foster, Brian	1976, 1977, 1978
Foster, Scott	1988, 1989, 1990, 1991
Fougerousse, Richard	1960
Fountain, Steve	1969
Fowler, Bill	1925, 1926
Fowler, Carl	1978
Fox, Bernie	1976

Fox, Sheraton	1998, 1999
Foy, Ed	1972, 1973
Foy, Ron	1974, 1975, 1976
Franklin, Derrick	1988, 1989, 1990, 1991
Franklin, Jason	1994, 1995
Franklin, Wendell	1933, 1938
Frankowiak, Frank	1943, 1946
Franko, Mark	1978, 1979, 1980, 1981
Free, C. Ormer	1901
Freese, Edgar	1963, 1964, 1965
Freese, Joe	1937
Freije, Dick	1946, 1947, 1948
Freitag, Fred	2001, 2002, 2003, 2004
French, Kirk	1978, 1979, 1980
Frew, John	1930
Friedman, Martin	1965, 1966
Frienwood, Mike	1970
Fitzinger, Dave	1957, 1958
Frantz, Kyle	1986, 1987, 1988
Fujawa, Gil	1959, 1960, 1961
Fulman, Ron	1974, 1975
Fuoco, Carl	1986

G



Vencie Glenn

Gainey, John	1950, 1951, 1952, 1953
Galewski, Matt	1995, 1996, 1997
Gabraith, Dan	1970, 1971, 1972
Gabraith, Rich	1967, 1968, 1969
Gallofin, Roger	1963, 1961
Garnen, Gary	1977, 1978
Garnaway, Van	1990, 1991, 1992, 1993
Gannon, Dennis	1974, 1975, 1976
Garcia, Tony	1988
Garard, Doug	1969, 1970, 1971
Garard, John	1947, 1948
Garard, Stan	1972, 1973, 1974, 1975
Gaskley, Bill	1958, 1959, 1960
Gaskley, Nealon	1954, 1955
Gates, J.	1943
Gaur, Larry	1992, 1993, 1994, 1995
Gaut, John	1979, 1980
Gegner, John	1984, 1985, 1986, 1987
Gels, Wally	1961, 1962, 1963
Gelling, Jerry	1969, 1970, 1971
Gennico, Frank	1928, 1929, 1930
Gerth, Ryan	1990
George, Craig	1988
George, Ryan	1990
Georges, Chris	1947, 1948
Georges, Pete	1987, 1988, 1989, 1990
Gezoff, Dan	1957, 1958
Gerard, Charles	1949
Gerdink, Herbert	1939
Gerth, Jay	1993, 1994, 1995, 1996
Gessler, Ray	1971, 1972, 1973
Gets, Ryan	1990
Glebes, Tim	1992, 1993
Gilbert, Mike	2000, 2002
Glider, William	1983
Gilkey, Bill	1957
Gil E.	1943
Gilman, Jack	1946, 1947, 1948, 1950
Gilman, Browley	1962
Gilmore, Gary	1978, 1979, 1980, 1981
Gilmore, Ralph	1934
Glanders, Greg	1981, 1982
Gasp, Robert	1978
Giann, Vencie	1982, 1983, 1984, 1985
Giva, Ronald	1965
Glusick, Gerry	1976, 1977, 1978, 1979
Goda, Tom	1930, 1931
Godby, Colin	2004
Goldner, Larry	1954, 1955
Gooden, Doc	2004
Gordczyk, Kevin	1987, 1988, 1989
Gordon, Jack	1985
Gordon, Mike	1946, 1947, 1948
Gordy, Jim	1983, 1984, 1985, 1986
Gossett, Dennis	1986
Goutley, Dewey	1949, 1950, 1951
Gradkowski, Bruce	1977
Gradowski, Mark	1977, 1978, 1979, 1980

Graham, Marion	1994, 1995, 1996
Graham, Matthew	1987, 1988, 1989
Granda, Joe	1952, 1953, 1954
Granham, John	1934
Grapler	1986
Graves, Daren	1947, 1948, 1949, 1950
Graves, George	1897
Gray, Joe	1926, 1927, 1928, 1929
Green, Andy	1989
Green, J.	1963
Green, Ron	1976
Greenwood, Ed	1931
Greer, Jim	1964, 1965
Greer, Vestal	1989, 1990
Gregory, Robbie	1998, 1999, 2000
Grubel, Matthew	2002, 2003
Griffin, Bill	1930, 1956
Griffin, Jack	1952, 1953, 1954, 1955
Griggs, Jonas	1902
Griggs, John	1972, 1973, 1975
Grimes, John	1964, 1965, 1966, 1967
Grimes, Ron	1967, 1969
Gruber, Wayne	1954, 1955
Grueser, John	1970
Gucher, Greg	1979
Guy, Shane	1999, 2000, 2001
Guy, Wayne	1952, 1953, 1956, 1957
Guyer, Dick	1946

H

Hadfield, George	1950
Hahn, Hank	1976, 1977, 1978
Hall, Dan	1974, 1975
Hall, Matt	1989
Hall, Glen	1971
Hambler, Craig	1970, 1972
Hamilton, James	1938
Hamilton, John	1946
Hamilton, Rich	1987
Hamilton, Roland	1986
Hamilton, Wayne	1977, 1978, 1979, 1980
Hammors, William	1991, 1992, 1993, 1994
Hankerson, Terry	1965
Hanna, Fred	1923
Hanna, Mike	1966
Hannon, Gerald	1974
Hannum, Max	1931, 1932
Hansen, Don	1945
Hapner, Scott	1975
Harden, Louis	1996
Hardman, Bruce	1966
Hardy, Mark	1975, 1976, 1977, 1978
Hargis, Bill	1956
Hargis, Jim	1990
Hargis, Bernie	1986
Harold, Tom	1972
Hasper	1901
Harrington, Brian	1989, 1990
Harris, Bud	1956
Harris, Daryl	1983, 1984, 1985
Harris, Janet	2004
Harris, Larry	1954, 1955
Harris, R.C.	1901, 1902
Harris, Richard	2000, 2001, 2002
Harris, Rokie	1976
Hartson, Bill	1949, 1950
Harshman, Daryl	1984, 1985, 1986, 1987
Hartman, Jim	1950
Harwig, Allen	1981, 1982, 1983, 1984
Harvel, Dale	1977, 1978, 1979, 1980
Harvey, Brian	1987, 1988
Hasselt, James	1952, 1953
Hasselt, Pat	1950
Hatfield, Dave	1944
Hatfield, Therald	2004
Haucke	1898
Hausenbeck, Harry	1954, 1955, 1956, 1957
Hauser, Eric	1973, 1974, 1975
Hawkins, Dan	1975, 1976, 1977, 1978
Hayes, Bill	1983, 1984, 1985, 1986
Hayes, Donald	1938
Hayes, Jim	1986, 1987
Hayes, Ray	1927, 1928, 1929
Hayes, Tracy	1987
Haygood, Dennis	1972, 1973
Haynes, Bill	1982, 1983
Haynes, DuJuan	1997
Hays, Thomas	1963
Hazen, J.R.	1943
Hebert, Brian	1971, 1972, 1973
Hecklinski, Tom	1966, 1967, 1968
Heckman, Richard	1964, 1965
Heilig, Walter	1962, 1963
Hein, Steve	1986, 1987
Heins, Bernard	1964, 1965
Heisebusch, Joe	1998, 1999, 2000, 2001
Heinrich, Tom	1957, 1958, 1959
Herringway, Dick	1956, 1957

Herringway, Joe	1954, 1955
Hence, Eric	1989, 1990
Hendemat, Jack	1991, 1992, 1993, 1994
Henderson, Kevin	1983, 1984
Henderson, Penrice	1992, 1993, 1994, 1995
Henk, Tom	1951
Hennelly, Rip	1991, 1992, 1993
Henry, David	1979, 1980
Henry, Terry	1998, 1999, 2001
Henry, T.L.	1985, 1986
Hensley	1925
Henson, Harold	1940
Henson, Scott	1983
Hensling, Albert	1923
Hensli, Tom	1971, 1972, 1973
Herrin, Tim	1991, 1992, 1993, 1994
Heron, Keith	1997, 1998, 1999, 2000
Hess, Jim	1958
Hess, Justin	2000, 2001
Hetterback, Charlie	1961, 1962, 1963
Heuser, David	1982, 1983, 1984, 1985
Hicks, Lowell	1965
Hicks, Chris	1973, 1974, 1975
Higgins, Mickey	1951
Higgins, Scott	1978
High, Robert	1994, 1995, 1996, 1997
Highower, Andre	1980
Hil, S.	1943
Hil, Delmar	1987, 1988, 1989, 1990
Hil, Willard	1992, 1993, 1994
Hilton, Rudy	1946, 1947, 1948
Hines, Karico (Mrg)	1993, 1994
Hitz, Don	1982, 1983, 1984, 1985
Hock, Jeff	1975, 1976, 1977, 1978
Hoffman, Jacob	1934
Hogg, Peter	1986, 1987
Hoken, Mike	1965, 1966
Holland, Bobe	1923
Holley, Ryan	1999, 2000, 2002

All-Time Roster

J



Don Jackson

Jackson, Chris	1977, 1978, 1979
Jackson, Don	1977, 1978, 1979
Jackson, John	2004
Jackson, Kevin	1987, 1988, 1989, 1990
Jackson, Shannon	1996, 1997, 1998, 1999
Jackson, Terry	1988, 1989
Jacobs, Dennis	1981, 1982
Jacobs, Paul	1982, 1983, 1984, 1985
James, Kyle	2003, 2004
Jamroz, Marly	1960, 1961
Jamson, Bill	1931
Jeffers, Fred	1920, 1921
Jeffrey, Dominic	1969
Jennick, Jim	1975, 1976, 1977
Jenkins, Clyde	1938
Jenson, Tommy	1925
Jochum, Todd	1986, 1987, 1988, 1989
Johannes, Mike	1980, 1981, 1982
Johnson	1904
Johnson, Albert	1928, 1929
Johnson, Bory	1976, 1977
Johnson, Bill	1937
Johnson, Chris	1985, 1986, 1987, 1988
Johnson, Ephrem	1980
Johnson, Gabriel	1996, 1997, 1998, 1999
Johnson, Guy	1909
Johnson, James	1943
Johnson, John	2004
Johnson, Levan	1988, 1989, 1990
Johnson, Maurice	1950
Johnson, Philp	2003, 2004
Johnson, Robin	1999, 2000, 2001, 2002
Johnson, Tom	1975, 1976, 1977
Johnson, Troy	1983, 1984, 1986, 1987
Johnson, Wilam	1935, 1936
Jones	1898
Jones, Alvin	1983, 1984
Jones, Andy	2003, 2004
Jones, Bill	1960, 1961, 1962
Jones, Chris	1979
Jones, Clifton	2000
Jones, Eric	1990
Jones, John Paul	1976, 1977, 1978
Jones, Pat	1961, 1962, 1963
Jones, Steve	1966, 1967
Jordan, Harvey	1945
Jordan, John	2004
Jordan, Patrick	2000, 2001, 2002, 2003
Jordan, Tim	1988, 1989, 1990, 1991
Juller, James	1988, 1989, 1990, 1991
Jurbala, Bill	1970

K

Kaeppel, Jason	2001, 2002
Kampa, Charles	1939
Kaplan, Jim	1975
Karagory, Kis	2002, 2003, 2004
Karazsa, Charlie	1971, 1972
Karazsa, John	1970, 1971, 1972
Kasiner, Troy	1987, 1988, 1989, 1990
Kasner, Gene	1954, 1955, 1956, 1957, 1958
Kasnik, Ed	1956, 1957, 1958
Kasper, Allan	1963
Kastishek, Tony	1989, 1990
Kastin, Kevin	1976
Katzebach, Steve	1990
Katzebach, Mike	1972, 1973, 1974
Keller, Jeff	1967, 1968, 1969
Kelley, Woodrow	1965, 1966
Kelly, Bill	1945
Kelly, Eric	1990
Kelly, Tom	1970
Kendall, Bill	1939
Kendall, Timon	1967, 1968, 1969
Kennedy, C.	1940
Kennedy, Roy	1972, 1973, 1974
Kennedy, Ron	1972, 1973, 1974
Kennedy, Terry	1966, 1967
Kessler, Don	1961
Ketchum, Tom	1931, 1932
Ketner, Vern	1949, 1956

Killon, Herschel	1951, 1954, 1955
Kipofick, Ed	1970
Kirball, Anthony	1982, 1983, 1984, 1985
Kimbrough, Curtis	1981
Kimbrough, Gregg	1982, 1983, 1984, 1985
Kimbrough, Steve	1990
Kimmel	1898
Kinall, Timon	1967
King, Ryan	2001, 2002, 2003
Kinneman, Jim	1970
Kinsey, Rex	1986
Kirk, Tom	1959
Kissel, Frank	1951
Kissler, Jared	1997, 1998, 1999
Kiswun, R.	1943
Klein, Jeff	1986
Klein, Ken	1976, 1977, 1979, 1980
Klepper	1904
Klink, Dean	1966, 1967, 1968
Klink, Willard	1967
Kneiler, Pat	1991, 1992, 1993, 1994
Knesewich, George	1946
Kniep	1907
Knigga, Ryan	1998, 1999, 2000
Knoche, Wayne	1951
Knor, Jerry	1961, 1962
Knoves	1907
Knok, Dre	1993, 1994, 1995, 1996
Knok, John	1967, 1968, 1969
Knok, John	1991
Koehne, Bob	1980, 1981, 1982, 1983
Koenig, Rich	1976, 1977
Kokina, Pete	1951, 1952, 1953
Kokun, Daniel	2002
Komara, Bob	1966, 1967, 1968
Kondracki, Andy	1982, 1983, 1984, 1985
Kovak, Joe	1972, 1973
Koval, Mike	1976, 1977
Koemer, Stan	1976
Koig, John	1986
Koiger, Koby	1987
Krieger, Wilam	1938, 1939
Kleger, Steve	1989, 1990, 1991, 1992
Kleger, Tom	1950
Kueger, Brian	1978
Kuzan, Spud	1933
Kuc, Chris	1971
Kuhr	1923
Kujawa, Tom	1960, 1961
Kujawski, Mike	1968, 1969, 1970
Kuntzer, Jerry	1982
Kunkel, Don	1947, 1948, 1949
Kuntz, Dennis	1950
Kupets, Mark	1975, 1976, 1977
Kurmit, Kit	1973, 1974, 1975
Kurnak, Mike	1968
Kyle, Fred	1939

L

Lakey, Steve	1978
Lamb	1923
Lambdin, Louis	1951, 1952, 1953
Lambert, August	1946, 1947, 1948
Lambert, Ross	1946
Lanice, Lyman	1956
Landon, Charles	1940
Landrú, Vince	1983, 1984
Lane, Jason	1999
Lankford, Denny	1966
Larkous, Jack	1943
Lapsley, Dietrich	1999, 2000, 2001, 2002
Lamore, Jeff	1975, 1976, 1977
Larkin, Chet	1931, 1932, 1933
Lasher, Myron	1949
Lawson, Chamard	1997
Lawson, Gordon	1982
Lawrence, Richard	1996, 1997
Leaighin, Charles	1937, 1938, 1939
Leavitt, Franklin	1957, 1958, 1959
LeBeau, Walt	1966, 1967, 1968
LeBlanc, Ed	1965, 1966, 1967
Leckner, David	1970, 1971, 1972
Lee, Willie	1970, 1971, 1972
Leffevra, Troy	1996, 1997, 1998, 1999
Lehr, Ron	1957, 1958
Leighton, Mark	1945
Lemmering, Wilam	1923
Lemmon, Jack	1957
Lemon, Ron	1963
Lemont, Paul	1952, 1953
Lenderman, Ben	2002
Lenz, Tom	1971, 1972, 1973
Lettinger, Clint	1921
Lettinger, Curt	1920, 1921
Lewellyn, Norman	1931
Lewis, Brian	2004
Lewis, Chris	2000, 2001, 2002, 2003
Lewis, Derail	1985
Lewis, Ernest	1962, 1963

Lewis, Paul	1960, 1961, 1962
Libaire, Chris	1994, 1995, 1996
Lidale, Antonio	1985, 1986, 1987, 1988
Lidale, Lawrence	1999
Lichtcap, Robert	1939, 1940
Likens, Michael	1994, 1995, 1996
Lindner, Louis	1966
Lindley, Sam	1932, 1933, 1934
Lindley, Scott	1990
Linton, Leonard	1926
Liton, Paul	1923
Liton, Tommy	1926
Little, Joe	1952, 1953
Loeb, Joseph	1944
Loeffel, Maury	1969, 1970, 1971
Logan, Billy	1978, 1979, 1980
Logan, Brandon	2004
Logan, Sam	2003, 2004
Logan, James	1984
Long, Jerry	1952, 1953
Long, John	1902
Long, Joseph	1939
Long, Mike	1977
Long, Richard	1987
Long, Roy	1935, 1936, 1937
Long, Shawn	1985
Lonneman, Steve	1996
Loos, Jeff	1989
Lopez, Jaime	2001
Lorick, Jeff	1978, 1979, 1980
Loveless, Brian	1986
Lowell, Tom	1973
Lowis, Dave	1975, 1976, 1977, 1978
Lowis, James	1962, 1964
Lowis, Tony	1986, 1987, 1988
Lowrey, Norm	1986
Lowry	1902
Lucas, Bill	1923
Luga, Alfredo	2002
Lui, Bob	1963
Lunsford, Bill	1954, 1957
Lunsford, Lester	1954, 1955
Luster, Lo-Var	1997, 1998, 1999
Luston, Rex	1950, 1956
Lynch, Chris	1999, 2000, 2001
Lynch, Kevin	1979, 1980, 1981, 1983
Lynch, Randy	1966, 1967, 1968

M



Rick Murphy

Maaci, Pete	1988, 1989, 1990, 1992
Macy, Cary	1979, 1980, 1981
Madding, David	1944, 1945, 1946
Madison, Winley	1944, 1945, 1946
Madusa, Richard	1995, 1996, 1997
Maehling, Bob	1946
Maher, Dan	1979, 1980, 1981, 1982
Malla, Anibal	2004
Majewski, Tom	1966, 1967, 1968
Maki, Steve	1989, 1990
Makay, Mark	1971, 1972, 1973
Mallors, John	1947, 1948
Maloff, Mike	1973
Mamolle, Richard	1964
Mancuso, Dan	1973
Mandel, Andy	1974
Mangum, Omar	1994, 1995
Mann, John	1946, 1947, 1948
Mann, Thomas	1940
Manwaring, Kent	1968, 1969, 1970
Marcum, Brian	1983
Mara, Sam	1969, 1970
Marshall, Mark	1987, 1988
Marlin, Chet	1928, 1929
Marlin, David	2001
Marlin, Donald	1987, 1988, 1989
Marlin, Ed	1980, 1981, 1982, 1983
Marlin, Eric	1997, 1998, 1999, 2000
Marlin, Heber	1909
Marlin, Jack	1905
Marlin, Patrick	1990
Marlin, Richard	1940
Marlin, Steve	1958, 1959
Marlin, Wilam	1984, 1985, 1986, 1987

Mart, Bory	1968
Mason, Regis	1981, 1982, 1983, 1984
Mason, James	1977, 1978, 1980
Masovich, Robert	1951, 1952, 1953, 1954, 1955
Matofin, Greg	1967, 1968, 1969
Mathews, Alex	2000, 2001, 2002
Matfick, Steve	1961, 1963
Mattox, Ellis	1901, 1904
Matulich, Lawrence	1944
Matus, Martin	1972, 1973, 1974
Matus, Mike	1972, 1973, 1974
Matt, Dave	1965, 1967
Maura, Jay	1967, 1968
Mausler, Augie	1956
Mawly, Arthur	1897, 1901
Mawley, Rob	1987
May, Oliver	1931, 1932, 1933
Mayberry, Torrance	1988
Mayfield, Frank	1930, 1931, 1932
McAfee, James	1988, 1999
McCarthy, Dave	1973
McCann, Dan	1946
McCauley, Ed	1962
McCain, Mike	1972
McClellan, Larry	1957
McClosky	1897, 1898
McClosky, Richard	1905
McCue, Don	1952, 1953
McCormick, Dave	1974, 1975
McCormick, Tim	1986
McCord, G.E.	1904
McCormick, Pace	1998, 1999, 2000
McCoy, Calvin	1975
McCoy, James	1960
McCoy, Paul	1967
McCoy, Pete	1976, 1978, 1979
McCracken, Henry	1898, 1901
McCulley, Bryan	2004
McCuley, Kevin	2001, 2002, 2003
McDonald, Brian	1989
McDonald, Jack	1940
McDonald, Wilam	2004
McDonough, Chuck	1967, 1968, 1969
McDowell, Matt	1983
McElroy, Frank	1898
McFadden, John	1926
McFadden, Merle	1923, 1925
McFarlin, Lawrence	1992, 1993
McGill, Julian	1946
McGroth, Daniel	1963, 1964, 1965
McGroth, Ed	1956
McGroth, Mike	1968
McGroth, Terry	1969, 1970, 1971
McGrew	1898
McGrew, Nathan	1923
McCrone, Bryan	1990, 1991
McGuire, Dennis	1979
McIntosh, Mark	1972, 1973
McIntyre, Rob	1982, 1983, 1984, 1985
McKee, Steve	1994, 1995, 1996, 1997
McKenney, Dave	1970, 1971, 1972
McLaughlin, Jamie	1984, 1985, 1986, 1987
McManus, David	2004
McMurphy, John	1952, 1953
McNair, Richard	1958, 1959, 1960
McNelly, Rod	1979
McPherson, Richard	1920
McPherson, Wilam	1927
Meadows, Jerry	1952, 1953
Medlock	1905
Meeshon, John	1975
Megret, Mike	1999, 2000, 2001, 2002
Mench, Leo	1943
Merewley, Jack	1965
Meritt, Steve	1985
Merr, Ted	1960
Merr, Mike	1961, 1962
Merrifether, Ryan	2000, 2001, 2002
Mervar, Joseph	1962, 1963, 1964
Metsker	1902
Meyer, Dick	1970, 1971, 1972
Meyers, Bill	1978
Meyers, Paul	1950
Michael, Evan	1989, 1990
Mickers, Troy	1987, 1988, 1989, 1990
Mickizek, John	1936
Middlekauff, Cal	1930, 1931
Mikol, Quintin	1980, 1981, 1982, 1983
Mikozek, Frank	1964
Mikozek, John	1933, 1934, 1935
Milam, Lester	1937
Milazzo, Tony	1954, 1955
Mlander, Mark	1972
Miles, Terrence	2000, 2001, 2002, 2003
Miles, Trent	1983, 1984, 1985, 1986
Milowski, Ron	1959, 1960, 1961
Miley, Les	1956
Miller, Doug	1974, 1975, 1976
Miller, Jeff	1952, 1983, 1984, 1985

Miller, Keith	1951
Miller, Kurt	2001, 2002
Miller, Mark	1980, 1982, 1983, 1984
Miller, Mike	1984, 1985, 1986, 1987
Milne, Bob	1975, 1976
Milovic, Dave	1971
Minnis, Deibert	1997, 1998, 1999
Minnitt, Gaylord	1986
Mish, Stan	1970
Mitchell, Don	1956
Mitchell, Kyle	2002, 2003, 2004
Mitchell, Mark	1977
Mitchell, Waldo	1904, 1909
Mitz, Bill	1973
Mlack, Dave	1969, 1970
Modesitt, Terry	1978, 1979
Modin	1923
Moles, Gene	1952, 1953
Monahan	1898
Monroe, Ken	1972, 1973, 1974
Montagner, Bruce	1975, 1976, 1977
Montfort, Sidney	2000, 2002, 2003, 2004
Montgomery, Charles	1904, 1905, 1909
Montgomery, Lindley	1981, 1982, 1983
Moon, Jack	1951
Moon, John	1952, 1953, 1954, 1955
Moore, Capt. Theodore	1925
Moore, Charles	1955
Moore, Dawey	1951
Moore, David	1975
Moore, Harold	1923
Moore, Hubert	1978, 1979, 1980, 1981
Moore, Shawn	1990, 1991, 1992, 1993
Moore, Sylvester	2001
Moore, Ted	1926
Moore, Terry	1993, 1994
Moore, Tom	1985, 1986, 1987, 1988
Mosefield, Jim	1950, 1951, 1952, 1953
Morgan, Shadrick	1993, 1994, 1995, 1996
Morley, James	1943
Morlock, Tad	1957, 1958, 1959
Morrell, Jon	1988, 1989
Morris, A.N.	1898
Morris, Cecil	2001
Morison, Van	1965, 1966
Morton, Daryl	2002, 2003, 2004
Morton, Dewey</	

All-Time Roster

O

O'Dell, Charles	
O'Keefe, John	1950
O'Leary, Chuck	1970
O'Rourke, Jim	1937
O'Neal, Darren	1984, 1985, 1986, 1987
O'Neil, Tom	1985, 1986
O'Rourke, Joe	1946, 1950
Oberle, Dave	1959
Odle, Zach	2004
Ogle	1897
Ogle, Tony	1967, 1968
Oglesby, Steve	1968
Olah, Louis	1961
Odom, Eric	1974, 1975
Odon, Elmer	1973
Ople, K.	1964
Oporto, Nick	1943, 1944
Olando, Charles	1988, 1989, 1990, 1991
Osborn, Dan	1989, 1990, 1991, 1992
Osborn, Steve	1939, 1940, 1961
Osborne, Haskell	1920, 1921
Osborn, Mike	1981, 1982, 1983
Osburn, George	1937
Osterfeld, Mike	1976
Ousley, Scott	1998, 1999, 2000
Overson, Dan	1972
Overton, Ron	1966, 1967, 1968
Owens, Bob	1952, 1953
Owens, LaShone	1986
Owens, Roger	1971

P



Norm Pellegrini

Pacatte, Ed	1932, 1933, 1934
Pack, Joe	1932, 1933, 1934
Pae, Tom	1990
Pagan, Clair	1969
Page, Art	1959
Page, Gary	1963, 1964, 1965
Pahl, David	1991
Palge, Spencer	1930, 1931
Papp, David	1994, 1995
Papp, Alex	1951
Parker, John	1926
Parker, John	1950, 1951
Parker, Mike	1989
Parker, Robert	1960
Parthust, Dave	1966, 1967, 1968
Parmer, Adam	1998, 1999, 2000, 2001
Parrett, Tom	1967
Parthaus, Phil	1981
Parree, Bob	1969, 1970, 1971, 1972
Parree, Harry	1972
Parson, Buck	1958
Parson, Ed	1951
Parson, George	1984, 1986
Parson, Roy	1977
Parson, Charles	1954, 1955
Parson, Pat	1945
Parson, Robert	1988, 1989, 1990, 1991
Parz, Don	1952, 1953, 1954, 1955
Payne, Randy	1966, 1967
Payne, Rick	1982
Payne, Ronald	1964
Peak, Kenny	1952, 1953
Peans, Dave	1974, 1975, 1976
Peasley, Dal	1928, 1929
Peak, Robert	1991, 1992, 1993, 1994
Peagues, Rick	1981
Peffer, Daniel	1959
Pekki, John	1975
Pellegrini, Norm	1967, 1968, 1969
Pendleton, Bill	1969
Pendleton, Tracey	1994, 1995, 1996, 1997
Penick, Scott	2003
Penn, Bulch	1967, 1968, 1969
Pepelela, Gary	1965
Perkins, Leonard	1962
Perry, Donyel	1987
Pesavento, John	1962, 1962
Peterson, Harold	1947, 1948

Petrick, George	1938
Petrovski, Jamie	2002, 2003, 2004
Philips, Maurice	1930
Phillips, Al	1998, 1999
Phillips, Lewis	1904, 1907
Phillips, Marc	2001, 2002, 2003
Phillips, Mark	1967
Phillips, Roy	1982
Peperbrink, Jim	1972, 1973, 1974
Peperbrink, Steve	1972
Pierce, Cory	1996, 1997, 1998, 1999
Pierce, F.	1944
Pierce, J.W.	1898
Percy, Scott	1980, 1981, 1982
Person, Rocky	1930, 1931
Pigg, Henry	1937, 1938
Pikowitz, Dave	1974, 1975
Pillow, Chris	2001, 2002, 2003
Pincus, Bvin	1971
Pitcheites, Frank	1952, 1953
Pitt, Homer	1939, 1940
Pitsha, Denny	1962
Plew, Wayne	1932
Pochalko, Greg	1974, 1975
Pokojac, Pete	1974, 1975, 1977
Pool, Barney	1957
Pool, Edgar	1954, 1955, 1956
Pope, Donald	1962, 1963, 1964
Pope, Jan	1961, 1962, 1963
Porfer	1901
Porfer, Byron	1991, 1992
Porfer, Rodney	1966, 1987, 1988, 1989
Pos, Bob	1970, 1971, 1972
Postel, Jesse (Fimer)	1993
Potter, Corey	1986, 1987
Potter, Gary	1982
Potter, Jason	1993, 1994, 1995, 1996
Powers, Oth	1909
Prater, Paul	1983, 1984
Pratt, Mike	1976
Price, Brandon	1999
Price, John	1943
Proctor, Bob	1971, 1972, 1973
Proctor, Sumner	1949
Prokie, John	1927
Propst, Jeff	1987, 1988, 1989, 1990
Pruett, Bill	1930
Pull, Shawn	1989, 1990
Pryor, Antonio	1996, 1997, 1998
Puckett, Onville	1920, 1921
Pugh, Fred	1946
Purcell, Boots	1930, 1931
Purkey, Jeff	1986, 1987, 1988, 1989
Purvey, Doug	1991, 1992, 1993
Psychinka, Bob	1964, 1965, 1966
Psychinka, Dennis	1971

Q

Quaglia, Eric	2003, 2004
Quares, Fred	2002, 2003, 2004
Quick, Dan	1987, 1988, 1989

R




Kevin Ramsey

Radtz, Bob	1973, 1974, 1975, 1976
Rajchel, Eugene	1952, 1953
Ralston, George	1969
Ralston, Ryan	2000
Ramberg, Mark	1978
Rambis, Bill	1954, 1955
Rambis, Mike	1954, 1955
Ramsey, Danow	1988, 1989
Ramsey, Kevin	1980, 1981, 1982, 1983
Ransberger, Dan	1956, 1957, 1958
Rathman, Stu	1989, 1990
Reader, Dean	1981, 1982, 1983, 1984
Reichan, Jeff	1986
Reck, Ramon	1944
Redmond, Bernard	1991, 1992, 1993
Reese, Julian	2001, 2002
Reed, Byford	1949
Reeder, T.	1964
Reedy, Clarence	1962, 1963, 1964

Reedy, Jade (Majr)	1992, 1993, 1994
Reese, Courtney	2004
Reese, Julian	2001, 2002
Reeser, Randy	1973, 1974
Regal, Steve	1971
Reichard, Kevin	1965
Reichert, Bill	1956
Reichroth, Norbert	1940
Reid, Micah	1993, 1994, 1995, 1996
Reis, Kevin	1987, 1988, 1989
Remter, David	1955, 1996, 1997
Remus, Curt	1967, 1969
Rendler, Bernie	1946, 1949
Renn, Rich	1969, 1970, 1971
Rensing, Fred	1975
Reschan, Roy	1946, 1947, 1948
Rescorta, C.	1944
Resenic, Jim	1974, 1975, 1976
Revs, Daryl	1985
Reynolds, Alvin	1978, 1979, 1980, 1981
Reynolds, Jeff	1971, 1972
Rhodes, Bill	1986, 1987
Rhodes, Don	1930
Riccardi, D.	1963
Rich, Maynard	1930
Richard, Reggie	1970, 1971, 1972
Richard, Rudolph	1984, 1985, 1986
Richards, Keith	1997, 1998
Richards, R.	1944
Richardson, Darrell	1992, 1993
Richardson, Owen	1947, 1948
Richardson, Robert	1940
Rickard, Gary	1963
Riddle, Ed	1973, 1974, 1975, 1976
Rider, John	1943
Riley, Melvin	1997, 1998
Riley, Craig	1972, 1973, 1974
Riley, Kevin	1975, 1976
Riley, Scott	1963, 1964, 1965
Riter, Richard	1999, 2000, 2001
Rizzo, Kyle	1991, 1993, 1994
Roach, Jack	1938
Roadruck, Paul	1926
Robbins, Fletcher	1926, 1927, 1928, 1929
Robbs, Lloyd	1951, 1962, 1961
Roberts, Eric	1984, 1985, 1986
Roberts, Harvey	1949
Roberts, Herb	1955
Roberts, Herm	1954
Robertson, Ace	1996, 1997
Robertson, Buddy	1971, 1973
Robertson, Cecil	1943
Robertson, Eddie	1951, 1952, 1953
Robinson, Anthony	2004
Robinson, Brandon	2003
Robinson, Derek	1999
Robinson, Donald	1944
Robinson, Donald	1984, 1985
Robinson, Ed	1988, 1989, 1990
Robinson, Bray	1975
Robinson, Eric	1979, 1980, 1981, 1982
Robinson, Robbie	1987
Robson, Jim	1975
Roccia, Charles	1934
Roe, Bob	1949, 1950
Rogers, Ben	2000
Rogers, Eric	1989
Rohr, R.	1943
Roloff, Edward	1947, 1948
Roman, Don	1951
Roman, Ramon (Luk)	1958, 1959, 1960
Romanyk, Michael	1938
Rook, Vick	1962
Rose, Art	1954, 1955, 1956
Rosenow, Jared	2004
Rosiel, Jim	1990
Rosinski, Gary	1972
Ross, Don	1961, 1962
Ross, J.	1964
Rourke, William	1954
Rowe, George	1907
Royal, George	1962
Ruck, Ed	1957, 1958
Rudolph, Jeffrey	1965, 1966, 1967
Rudolph, Lynn	1960
Ruffin, Eddie	1978, 1979, 1980, 1981
Rumpasa, Jim	1954, 1955
Rurison, Pat	1976, 1977
Rupis, Charles	1968
Rusch, Dustin	1993, 1994
Rushing, Coezar	1981, 1982
Rusk, Fred	1957, 1958, 1959
Rusnak, Mike	1969
Russell, Bill	1961
Russell, Mike	1967, 1968, 1969
Rutherford, Vaughn	1920
Rutterford, Mike	1975, 1976, 1977, 1978
Ryan, Richard	1965

S



Chris Sapp

Saar, Bob	1945
Sahn, John	1985, 1986, 1987, 1988
Sajko, Stan	1946, 1947, 1948
Salaizares, Bill	1948, 1954, 1955
Sally, George	1950
Sample, Marwan	1943
Sampson, Steven	1965
Sarnuels, Rodger	1955
Sanders	1902
Sanders, Charles	1987, 1988, 1989, 1990
Sanders, Claude	1958, 1959, 1960
Sanders, Maurice	1980, 1984
Sanders, Rod	1961, 1964, 1965
Sanders, Thomas	1965, 1966, 1967
Sanderson, Leonard	1974, 1975
Sandlin, Roy	1954, 1955
Sanford, Bob	1945
Sapp, Chris	1998, 1999, 2000, 2001
Sargent, A.	1943
Sark, Eric	1952, 1953
Sarox, Rip	1928, 1929
Saunders, Duane	1974, 1975, 1976
Scally, Larry	1993, 1994, 1995, 1996
Schaeffer, Dave	1951, 1952, 1953
Schepers, Linus	1962, 1963, 1964, 1965
Schied, Roy	1952, 1953
Schiff, Jake	2003, 2004
Schmidt, Steve	1967, 1968, 1969
Schmidt, Ben	2004
Schmidt, Chris	2004
Schmidt, Doyle	1954, 1955
Schmidt, Ken	1969, 1970, 1971
Schmidt, Rhett	1985, 1986, 1987, 1988
Schmidt, Thad	1984, 1985, 1986, 1987
Schmuffe, Brian	1997, 1998, 1999
Schneider, Jeff	1976, 1977, 1978, 1979
Schrieber, Bret	1978, 1979
Schroer, Evan	1982, 1983, 1984, 1985
Schoff, Chris	1989, 1990
Schrick, Kyle	1987, 1988
Schroeder, Matt	1986
Schultz, Jim	1977, 1978
Schultz, Carl	1953
Schurenberg, Carl	1945
Schwab, Robert	1938
Schwaba, Lee	1973
Schwander, Rich	1977
Schwank, Richard	1944
Schwing, Brad	1994, 1995, 1996
Scott, Louis	1950, 1951, 1952, 1953
Seaphus, Walter	1979, 1980, 1981, 1982
Seaton, Milton	1986, 1987, 1988, 1989
Seibert, Leon	1937, 1938
Selder, Jay	1967, 1969
Selge, Paul	1940
Sell, J.	1964
Selva, Tim	1985
Semicha, Brad	1973
Sessors, J.	1963
Sessum, Jared	1998, 1999, 2000
Sevold, Stu	1984, 1985, 1986, 1987
Shackelford, Bernard	1988, 1989
Shadley, Delbert	1933
Shaffer, Brad	1991
Shaffer, Craig	1978, 1979, 1980, 1981
Shannon, Mike	1978, 1979, 1980
Sharbaugh, David	1989, 1990, 1991, 1992
Sharky, Mike	1972, 1973, 1974, 1975
Sharpe, Roy	1967, 1969
Shawers, Bill	1959, 1960, 1961
Shaughnessy, Jim	1969, 1970, 1971
Shaw, Glenn	1982
Shaw, James	1961
Sheddes, Ron	1969, 1970, 1971
Sheehan, Joe	1966
Sheets, Lawrence	1931, 1932
Shett, Jr.	1990
Shetton, Leckel	1979, 1980
Shepherd, Fred	1928, 1929, 1930

Shields, Jake	2001, 2002, 2003, 2004
Shockley, Gerald	1991
Shoemaker, Roger	1944
Short, Bob	1946
Short, Michael	1965
Short, Eric	1989
Shouse, Bob	1935, 1936, 1937
Shouse, Earl	1933, 1934, 1935, 1936
Signas, Tommy	2001, 2002
Sike, Mark	1985, 1986, 1987, 1988
Siven, Charles	1907
Simmonds, Mike	1983, 1984, 1985, 1986
Simmons, Anthony	1975, 1976, 1977
Simon, Clayton	1945
Simson, Brandon	2001
Sink, Ernest	1909
Siz, Alex	1996, 1997
Siz, Brian	1996, 1997, 1998
Skellon, Virgil	1934, 1935, 1936
Skinner, Eric	1968, 1969, 1970
Skrepper, Glenn	1987, 1988, 1989, 1990
Sleef, James	1992, 1994, 1995
Sloan, Brad	1982
Slovich, Brad	1972
Smith	1904
Smith, Andrew	1977, 1978
Smith, Jerry	1966, 1968
Smith, John	1978
Smith, Keenan	1978
Smith, Ken	1984
Smith, Kirk	1978
Smith, Marvin	1978, 1979, 1980
Smith, Mike	1948
Smith, Mike	1985, 1986, 1987, 1988
Smith, Quenlin	1939
Smith, R.E.	1944
Smith, Roger	1986
Smith, Ron	1967, 1968, 1969
Smith, Ron	1986, 1988
Smith, Spencer	1990
Smith, Willa	1963, 1964, 1965
Smock, Ronnie	1952, 1953
Smurley, Mike	1971, 1972, 1973
Snodden, David	1985
Snodden, Ron	1986
Snell, Jack	1951
Snow, Kenneth	1934, 1935, 1936
Sommer, Tim	2000, 2001
Somerville, Paul	1982
Sopp, Sam	1954, 1955
Sorenson, Clarence	1945
Sork, Mike	1972, 1973, 1974, 1975, 1976
Souders, Jeremy	1987
Sparks, Roy	1926, 1927
Spence, Freddie	1931, 1932, 1933
Spencer, Chris	1994
Spencer, Fred	1902, 1904, 1907
Spelinger, Stephen	1965
Spillers, Henry	1987
Spinder	1902
Spisak, Emmer	1939
Spredley, John	1978, 1979, 1981, 1982
Spring, Bill	1967
Spinikie, Dale	1975
Sprull, Carl	1975, 1976, 1977, 1978, 1979
Stallings, Bryan	2001
Stambaugh, Glenn	1926
Standford, Chuck	

The Sycamore Record Book

Total Offense

OFFENSIVE PLAYS

- Most Offensive Plays, Career**
1,425 Jeff Miller (7,559 yards), 1982-85
- Most Offensive Plays, Season**
442 Julian Reese (2,258 yards), 2002
- Most Offensive Plays, Game**
66 Jeff Miller (269 yds) vs. Illinois State, Nov. 16, 1985

TOTAL YARDS

- Most Total Offensive Yards, Career**
7,559 Jeff Miller (1,425 plays), 1982-85
- Most Total Offensive Yards, Season**
2,261 Jeff Miller (429 plays), 1985
- Most Total Offensive Yards, Game**
414 Jeff Miller vs. Ball State (62 plays), Nov. 9, 1985

Rushing

ATTEMPTS

- Most Rushing Attempts, Career**
832 Vincent Allen (4,335 yards), 1973-77
- Most Rushing Attempts, Season**
318 Derrick Franklin (1,505 yards), 1991
- Most Rushing Attempts, Game**
43 Milt Allen vs. Butler, 1971
Derrick Franklin vs. Illinois State (167), Nov. 3, 1990

NET YARDS RUSHING

- Most Rushing Yards, Career**
4,335 Vincent Allen (832 att.), 1973-77
- Most Rushing Yards, Season**
1,505 Derrick Franklin (318 att.), 1991
- Most Rushing Yards, Game**
253 Derrick Franklin (28 att.) vs. Murray State, 1990

AVERAGE YARDS PER ATTEMPT

- Best Average Per Rushing Attempt, Career (min. 200)**
5.33 David Wright (784/4,181), 1992-95
- Best Average Per Rushing Attempt, Season (min. 100)**
6.35 Vincent Allen (161/1022), 1975

100-YARD RUSHING GAMES

- Most 100-Yard Rushing Games, Career**
26 Vincent Allen, 1973-77
- Most 100-Yard Rushing Games, Season**
10 Derrick Franklin, 1991
- Most Consecutive 100-Yard Rushing Games, Career**
14 Vincent Allen, 1973-74

Passing

ATTEMPTS

- Most Passes Attempted, Career**
1,016 Jeff Miller (555 comp.), 1982-85
- Most Passes Attempted, Season**
327 Jeff Miller (176 comp.), 1985
- Most Passes Attempted, Game**
57 Jeff Miller vs. Illinois State (26), Nov. 16, 1985

PASS COMPLETIONS

- Most Pass Completions, Career**
555 Jeff Miller (1,016 att.), 1982-85
- Most Pass Completions, Season**
176 Jeff Miller (327 att.), 1985
- Most Pass Completions, Game**
32 Jeff Miller vs. Ball State (50), Nov. 9, 1985

INTERCEPTIONS

- Most Interceptions Thrown, Career**
46 Reggie Allen, 1978-81
- Most Interceptions Thrown, Season**
18 John Stites, 1990
- Most Interceptions Thrown, Game**
6 Reggie Allen vs. Tulsa, Nov. 8, 1980

NET PASSING YARDS

- Most Passing Yards, Career**
6,448 Jeff Miller (555/1,016), 1982-85
- Most Passing Yards, Season**
2,055 Jeff Miller (176/327), 1985
- Most Passing Yards, Game**
391 Jeff Miller vs. Ball State (32/50), Nov. 9, 1985

COMPLETION PERCENTAGE

- Highest Completion Percentage, Career (min. 100 comp.)**
.552 Jeff Miller (555/1,016), 1982-85
- Highest Completion Percentage, Season (min. 75 comp.)**
.593 Jeff Miller (176/327), 1985
- Highest Completion Percentage, Game (min. 10 comp.)**
.714 Jeff Miller (20/28) vs. Western Illinois, Oct. 19, 1985

TOUCHDOWN PASSES

- Most Touchdown Passes, Career**
40 Jeff Miller, 1982-85
- Most Touchdown Passes, Season**
17 Jeff Miller, 1985
- Most Touchdown Passes, Game**
5 Jeff Miller vs. Western Illinois, Oct. 19, 1985

CONSECUTIVE COMPLETIONS

- Most Consecutive Completions, Game**
11 Jeff Miller (117 yards) vs. W. Illinois, Oct. 19, 1985

Receiving

RECEPTIONS

- Most Receptions, Career**
135 Rodney Porter (1,906 yards), 1986-89
- Most Receptions, Season**
55 Sam Logan (760 yards), 2004
- Most Receptions, Game**
13 Joe Downing (163 yards) vs. Ball State, Nov. 9, 1985
- Most Consecutive Games with a Reception**
18 Charles Swann, 1989-91

YARDS

- Most Receiving Yards, Career**
2,048 Terry Bell (132 rec.), 1982-85
- Most Receiving Yards, Season**
1,071 Steve Elminger (51 rec.), 1988
- Most Receiving Yards, Game**
319 Bill Griffith vs. Evansville, 1955
- AVERAGE YARDS PER RECEPTION**
- Most Yards Per Reception Avg., Career (min. 40)**
20.0 Kirk Wilson (84-1,679), 1978-81
- Most Yards Per Reception Avg., Season (min. 20)**
22.0 Kirk Wilson (25-550), 1979

TOUCHDOWN RECEPTIONS

- Most Touchdown Receptions, Career**
15 Joe Downing, 1982-85
- Most Touchdown Receptions, Season**
8 Steve Schmid, 1968



Tom Allison

Most Touchdown Receptions, Game

- 3 Chris Johnson vs. Illinois State, Oct. 18, 1986
Demetrius Dowler vs. Northern Iowa, Nov. 9, 1991
James Braden at SMS, Oct. 20, 2001

All Purpose

ALL-PURPOSE PLAYS

- Most All-Purpose Plays, Career**
940 Vincent Allen (5,435 yards), 1973-77
- Most All-Purpose Plays, Season**
320 Derrick Franklin (1,519 yards), 1991

TOTAL NET YARDS

- Most All-Purpose Yards Gained, Career**
5,435 Vincent Allen (940 plays), 1973-77
- Most All-Purpose Yards Gained, Season**
2,014 David Wright (254 plays), 1992

AVERAGE YARDS PER PLAY

- Most Yards Per Play Average, Career (min. 300)**
5.78 Vincent Allen (940/5,435), 1973-77
- Most Yards Per Play Average, Season (min. 150)**
7.93 David Wright (254/2,014), 1992

Scoring

POINTS SCORED

- Most Points Scored, Career**
200 Vincent Allen (33 td/2 pat), 1973-77
- Most Points Scored, Season**
82 Scott Bridges (15 fg/37 pat), 1984
- Most Points Scored, Game**
24 Steve Brandenburg (4 td) vs. Ball State, Oct. 21, 1961

TOUCHDOWNS

- Most Touchdowns Scored, Career**
33 Vincent Allen 1973-77
- Most Touchdowns Scored, Season**
13 Willie Lee, 1972
- Most Touchdowns Scored, Game**
4 Steve Brandenburg vs. Ball State, Oct. 21, 1961

The Sycamore Record Book

FIELD GOALS

- Most Field Goals Made, Career**
38 Tom Allison, (56 att.) 1992-95
- Most Field Goals Made, Season**
18 Tom Allison, 1995
- Most Field Goals Made, Game**
4 Joe Stellern (4 att.) vs. S. Illinois, Oct. 11, 1980
- Dennis Teegarden (4 att.) vs. E. Illinois, Oct. 16, 1982
- Tom Allison (4 att.) at Illinois State, Sept. 24, 1994
- Mike Megyesi (4 att.) vs. Western Illinois, Oct. 23, 1999
- Kyle Hooper (5 att.) vs. Eastern Illinois, Sept. 11, 2004**
- Most Field Goals Attempted, Career**
56 Tom Allison, 1992-95
- Most Field Goals Attempted, Season**
23 Tom Allison (18 made), 1995
- Most Field Goals Attempted, Game**
5 Kyle Hooper, vs. Eastern Illinois, Sept. 11, 2004
- Highest Field Goal Percentage, Career (min. 10)**
.735 Kyle Hooper, (25/34) 2003-04
- Highest Field Goal Percentage, Season (min. 5)**
.800 Corey Potter (8/10), 1987
- Kyle Hooper (16/20), 2004**
- Longest Field Goal, Game**
55 Dave Vandercook vs. Drake, Oct. 14, 1978

PATs BY KICKING

- Most PATs Made By Kicker, Career**
87 Scott Bridges, (90 att.) 1983-85
- Most PATs Made By Kicker, Season**
38 Steve Krieger (38 att.), 1992
- Most PATs Made By Kicker, Game**
9 Mike Megyesi (9 att.) vs. Southern Illinois, Nov. 6, 1999
- Tom Allison (9 att.) vs. W. Virginia Tech, Sept. 17, 1994
- Steve Krieger (9 att.) vs. Glenville, St., Oct. 17, 1992

- Most PATs Attempted By Kicker, Career**
94 Mike Megyesi (83 made), 1999-2002
- 90 Scott Bridges (87 made), 1983-85
- Most PATs Attempted By Kicker, Season**
38 Scott Bridges (37 made), 1984
- Steve Krieger (38 made), 1992
- Most PATs Attempted By Kicker, Game**
9 Mike Megyesi (9 made) vs. Southern Illinois, Nov. 6, 1999
- Steve Krieger (9 made) vs. Glenville, St., Oct. 17, 1992
- Tom Allison (9 made) vs. W. Virginia Tech, Sept. 17, 1994
- Highest PAT Percentage By Kicking, Career (min. 30)**
.967 Scott Bridges, (87/90) 1983-85
- Highest Field Goal Percentage, Season (min. 12)**
1.000 Scott Bridges (38/38), 1982
- Most Consecutive PAT Conversions By Kicking, Career**
80 Scott Bridges, 1983-85
- Most Consecutive PAT Conversions By Kicking, Season**
38 Steve Krieger, 1984

Punting

PUNTS

- Most Punts, Career**
261 Bill Edwards (10,372 yds.), 1975-78
- Most Punts, Season**
83 Bill Edwards (3,311 yds.), 1978
- Most Punts, Game**
12 Jim Shaughnessy (438) vs. E. Michigan, Oct. 4, 1969
- Craig Hamblet (453) vs. Akron, Oct. 17, 1970

PUNTING YARDS

- Most Punting Yards, Career**
10,372 Bill Edwards (261 punts), 1975-78
- Most Punting Yards, Season**
3,311 Bill Edwards (83 punts), 1978
- Most Punting Yards, Game**
473 Pat Jordan (10 punts) at SMS, Nov. 1, 2003
- Longest Punt**
80 Jim Shaughnessy vs. E. Michigan, Oct. 4, 1969

PUNTING AVERAGE

- Highest Avg. Yards Per Punt, Career (min. 75)**
40.1 Steve Krieger (79/3167), 1990-92
- Highest Avg. Yards Per Punt, Season (min. 30)**
42.5 Chuck Standiford (55/2336), 1986
- Highest Avg. Yards Per Punt, Game (min. 10)**
47.3 Pat Jordan (10/473) at SMS, Nov. 1, 2003

Punt Returns

PUNT RETURN YARDS

- Most Punt Return Yards, Career**
782 Larry Scally (69), 1993-96
- Most Punt Return Yards, Season**
517 Larry Scally (42), 1996
- Most Punt Return Yards, Game**
147 Larry Scally (5) vs. St. Joseph's, Sept. 21, 1996

AVERAGE YARDS PER RETURN

- Highest Average Yardage Per Punt Return, Career (min. 40)**
13.5 DeJuan Alfonso (40-539), 1996-99
- Highest Average Yardage Per Punt Return, Season (min. 10)**
20.1 Keith Herron (10-201), 2000
- PUNT RETURN TOUCHDOWNS**
- Most Punt Return Touchdowns, Career**
3 Larry Scally, 1993-96
- Most Punt Return Touchdowns, Season**
2 Kent Drew, 1970; Larry Scally, 1996
- LONGEST RETURN**
86 Larry Scally (TD) vs. St. Joseph's, Sept. 21, 1996

Kickoff Returns

KICKOFF RETURN YARDS

- Most Kickoff Return Yards, Career**
1,512 Rick Murphy (60 ret.), 1971-73
- Most Kickoff Return Yards, Season**
707 Rick Murphy (22 ret.), 1972
- Most Kickoff Return Yards, Game**
190 Soso Dede (6 ret.) at Western Michigan, Aug. 29, 2002
- AVERAGE YARDS PER RETURN**
- Highest Avg. Yardage Per Kickoff Return, Career (min. 30)**
29.3 Charles Swann (45/1,319), 1989-91
- Highest Avg. Yardage Per Kickoff Return, Season (min. 20)**
32.13 Rick Murphy (22/707), 1972
- 32.10 Charles Swann (20/642), 1990

KICKOFF RETURN TOUCHDOWNS

- Most Kickoff Return Touchdowns, Career**
2 Charles Swann, 1989-91
- Most Kickoff Return Touchdowns, Season**
2 Charles Swann, 1990
- LONGEST KICKOFF RETURN**
97 Matt Nelson vs. Western Kentucky, Nov. 14, 1998
- Charles Swann vs. W. Kentucky, Nov. 10, 1990

Defense


TOTAL TACKLES

- Most Total Tackles, Career**
426 Richard Moss (213/213), 1993-96
- Most Total Tackles, Season**
171 Dietrich Lapsley (106/65), 2002
- 161 Craig Shaffer (81/80), 1980
- Most Total Tackles, Game**
25 Quintin Mikell vs. Illinois State, Oct. 1, 1983
- Chris Libraire vs. Eastern Illinois, Nov. 18, 1995

SOLO TACKLES

- Most Solo Tackles, Career**
249 Dietrich Lapsley, 1999-2002
- Most Solo Tackles, Season**
103 Dietrich Lapsley, 2002
- Most Solo Tackles, Game**
18 Dietrich Lapsley vs. SMS, Oct. 12, 2002

*** The Sycamore Defensive Record Book Is Continued On Page 85 ***



Dre Knox

The Sycamore Record Book

Rushing Yardage Leaders

RANK	YR	NAME	ATT	YDS	AVG.	TD
1.	1991	Derrick Franklin	318	1,505	4.7	12
2.	1992	David Wright	219	1,313	6.0	10
3.	1990	Derrick Franklin	284	1,301	4.6	6
4.	1993	David Wright	229	1,262	5.5	7
5.	1974	Vincent Allen	244	1,221	5.0	7
6.	1973	Vincent Allen	196	1,066	5.4	9
7.	1988	Tori Vactor	206	1,052	5.1	9
8.	1999	Sheraton Fox	228	1,034	4.5	8
9.	1977	Vincent Allen	231	1,026	4.4	8
10.	1975	Vincent Allen	161	1,022	6.3	7
11.	1972	Willie Lee	172	957	5.6	13
12.	1983	Kevin Henderson	248	930	3.8	11
13.	1995	David Wright	184	929	5.0	2
14.	1968	Jim Brumfield	185	916	4.9	11
15.	1981	Eric Robinson	119	867	5.1	9
16.	1989	Shawn Young	206	847	4.1	7
17.	1982	James Banks	163	846	5.2	8
18.	2003	Jake Shields	157	825	5.3	4
19.	1984	Darold Clardy	164	763	4.7	11
20.	1967	Dean Klink	157	705	4.5	2
21.	1994	David Wright	152	677	4.5	3
22.	1971	Milt Allen	197	667	3.4	4
tie	1969	Jim Brumfield	151	667	4.4	7
24.	1979	Donnie Warner	116	648	5.6	4
25.	2004	Jake Shields	154	645	4.2	7
26.	2001	Julian Reese	177	615	3.5	5
27.	1996	Jason Potter	140	571	4.1	5
28.	1980	Eric Robinson	121	570	4.7	7
29.	2002	Julian Reese	176	533	3.0	2
30.	1987	Charles Walls	121	526	4.4	3
31.	1978	Zack Washington	115	524	4.6	5
32.	1976	O.B. Barnett	136	499	3.7	3
33.	1986	Tracy Stewart	101	481	4.8	1
34.	2000	Jamie Dishroom	154	453	2.9	2
35.	1966	Dean Klink	103	450	4.4	2
36.	1970	Milt Allen	115	440	3.8	4
37.	1998	Sheraton Fox	147	431	2.9	3
38.	1965	Emmit Tyler	107	429	4.0	5
39.	1953	Glenn Tyler	55	423	7.7	8
40.	1956	John Barrett	83	347	4.2	3
41.	1985	Charles Walls	63	327	5.2	3
42.	1997	Sha Caldwell	99	326	3.3	0
43.	1957	Jim Waugh	78	317	4.1	3
44.	1959	Bob Downing	62	311	5.0	2
45.	1958	Jay Barrett	69	219	3.2	1

Passing Yardage Leaders

RANK	YEAR	NAME	CMP	ATT	INT	YDS	TD
1.	1985	Jeff Miller	176	327	8	2,055	17
2.	1986	Kyle Frondorf	143	274	16	1,962	6
3.	2004	Phillip Johnson	155	308	10	1,946	8
tie	1990	John Siltes	157	326	18	1,946	15
5.	1988	John Sahn	127	248	17	1,942	1
6.	1983	Jeff Miller	152	287	7	1,879	10
7.	1984	Jeff Miller	154	279	14	1,826	11
8.	1989	John Sahn	137	279	17	1,792	8
9.	2002	Julian Reese	143	266	9	1,725	12
10.	1980	Reggie Allen	135	273	16	1,678	8
11.	1995	Kevin Cox	140	380	10	1,672	11
12.	1979	Reggie Allen	87	196	12	1,468	7
13.	1981	Reggie Allen	110	231	13	1,435	8
14.	1992	Kip Hennelly	119	219	9	1,326	9
15.	1987	John Sahn	75	154	4	1,296	11
16.	2003	Jake Schiff	111	202	10	1,290	5
17.	2001	Julian Reese	124	233	8	1,236	8
18.	1996	Kevin Cox	97	219	12	1,198	9
19.	1969	Verbie Walder	80	159	7	1,062	6
20.	1966	Ron Overton	84	153	8	1,046	15
21.	1973	Mike Smutney	71	171	10	967	3
22.	1993	Kip Hennelly	77	159	10	933	5
23.	1994	Tom Cerasani	86	174	8	918	5
24.	1968	Verbie Walder	55	120	5	908	8
25.	1967	Ron Overton	70	157	16	907	6
26.	1991	Kip Hennelly	53	112	8	899	5
27.	1965	Mike Hoke	63	163	11	898	7
28.	1971	Roger Voorhis	70	160	12	870	3
29.	1982	Jeff Miller	73	123	4	728	2
30.	1997	Matt Gajewski	72	142	2	717	7
31.	1977	Pete McCoy	64	138	11	697	4
32.	1999	Sheraton Fox	53	109	9	693	6
33.	1959	Gil Fujawa	34	84	12	628	5
34.	1975	Mike Sotak	40	103	6	559	5
35.	1974	Greg Washington	39	98	8	563	6
36.	1978	Reggie Allen	35	82	5	513	6
37.	1970	Roger Voorhis	33	79	9	498	5
38.	1953	David Brines	15	47	4	460	6
39.	1972	Roger Voorhis	25	69	9	454	2
40.	1976	Mike Sotak	24	76	4	372	0
41.	2000	Jamie Dishroom	30	95	6	363	2
42.	1998	Sheraton Fox	14	37	3	345	6
43.	1956	Bill Bays	13	31		136	

Defense (cont.) from page 84

ASSISTED TACKLES

Most Assisted Tackles, Career

230 Craig Shaffer, 1978-81

Most Assisted Tackles, Season

80 Craig Shaffer, 1980

Most Assisted Tackles, Game

21 Quintin Mikell vs. Illinois State, Oct. 1, 1983

SACKS

Most Sacks, Career

24 Shannon Jackson, 1996-99

Troy Lefevra, 1996-99

Most Sacks, Season

13 Dan Brandenburg, 1993

Most Sacks, Game

4 Troy Lefevra, vs Murray State, Nov. 21, 1998

TACKLES FOR LOSS

Most Tackles For Loss, Career

53 Gerry Glusic, 1976-79

Most Tackles For Loss, Season

23 Gerry Glusic, 1979

Richard Harris, 2002

Kyle Mitchell, 2002

Most Tackles For Loss, Game

6 Craig Shaffer vs. S. Illinois, Oct. 11, 1980

INTERCEPTIONS

Most Interceptions, Career

17 Vencie Glenn, 1983-85

Most Interceptions, Season

10 Rick Murphy, 1973

Most Interceptions, Game

3 Mike Russell, 1967

Rick Murphy vs. E. Illinois, Sept. 15, 1973

Don Jackson vs. W. Carolina, Sept. 24, 1977

John Allman vs. Illinois State, Oct. 27, 1979

*** The Sycamore Defensive Record Book Is Continued On Page 87 ***

The Sycamore Record Book

Receiving Yardage Leaders

RANK	YR	NAME	REC.	YDS	AVG.	TD
1.	1988	Steve Elminger	51	1,071	21.0	7
2.	2004	Sam Logan	55	760	13.8	2
3.	1987	Rodney Porter	49	738	15.1	4
4.	1985	Terry Bell	40	733	18.3	7
5.	1989	Rodney Porter	47	638	13.6	2
6.	1986	Gary Cannon	43	631	14.7	1
7.	1973	Glenn Damato	34	623	18.4	2
8.	1980	Eddie Ruffin	35	580	16.6	4
tie	1968	Steve Schmid	31	580	18.7	8
10.	1983	Anthony Kimball	44	560	12.7	2
11.	1979	Kirk Wilson	25	550	22.0	4
12.	1984	Joe Downing	39	534	13.7	6
13.	1991	Charles Swann	30	517	17.2	3
14.	1990	Charles Swann	39	486	12.5	3
15.	1981	Eddie Ruffin	31	460	14.8	2
tie	1972	Glenn Damato	25	460	18.4	2
17.	1967	Steve Schmid	37	449	12.1	2
18.	1992	Scott Crenshaw	39	443	11.4	3
19.	1974	Rick Carr	22	435	19.8	1
20.	1996	Micah Reid	36	429	1.9	3
21.	2003	Ryan King	38	426	11.2	3
22.	1966	John Truitt	36	418	11.6	5
23.	1995	Micah Reid	32	405	12.7	2
24.	1994	Lary Brown	42	401	9.5	2
25.	1953	Jerry Long	14	386	27.6	1
26.	1971	Glenn Damato	28	379	13.5	1
27.	1969	Steve Schmid	32	365	11.4	1
28.	2001	Kevin Dean	31	352	11.4	2
29.	1993	Lary Brown	27	344	12.7	1
30.	1982	Terry Bell	27	340	12.6	1
31.	1999	Matt Nelson	23	301	13.1	2
32.	1978	Eddie Ruffin	19	290	15.3	2
33.	1970	Lenny Cannon	21	262	12.5	1
34.	2002	Ryan King	23	256	11.1	4
35.	1977	Mike Brantley	16	241	15.1	1
36.	1965	Rod Sanders	21	240	11.4	2
37.	1959	Wally Webb	12	221	18.4	3
38.	1976	Mike Brantley	15	215	14.3	0
39.	1997	Anthony Williams	22	203	9.2	2
40.	1998	Matt Nelson	5	181	36.2	2
41.	1975	Rick Carr	10	162	16.2	0
42.	2000	Jared Sessum	12	115	9.6	0

Scoring Leaders

RANK	YEAR	NAME	TD	FG	PAT	2PT	TOTAL
1.	1984	Scott Bridges	0	15	37	0	82
2.	1995	Tom Allison	0	18	26	0	80
3.	1972	Willie Lee	13	0	0	0	78
4.	2004	Kyle Hooper	0	16	27	0	75
5.	1991	Derrick Franklin	12	0	0	0	72
6.	1980	Joe Stellern	0	12	22	0	68
7.	1983	Kevin Henderson	11	0	0	0	66
tie	1970	Gary Brown	11	0	0	0	66
tie	1968	Jim Brumfield	11	0	0	0	66
10.	1994	Tom Allison	0	11	29	0	62
tie	1973	Vincent Allen	10	0	0	1	62
12.	1992	David Wright	10	0	0	0	60
tie	1992	Scott Wilson	10	0	0	0	60
tie	1981	Eric Robinson	10	0	0	0	60
15.	1979	Joe Stellern	0	10	28	0	58
16.	1982	Dennis Teegarden	0	13	16	0	55
17.	1988	Tori Vactor	9	0	0	0	54
18.	1999	Mike Megyesi	0	7	31	0	52
tie	1993	Tom Allison	0	9	25	0	52
20.	1985	Scott Bridges	0	7	30	0	51
21.	1996	Scott Collins	0	10	20	0	50
22.	2002	Jake Shields	8	0	0	0	48
tie	1977	Vincent Allen	8	0	0	0	48
tie	1975	Vincent Allen	8	0	0	0	48
tie	1967	Jim Brumfield	8	0	0	0	48
26.	2003	Kyle Hooper	0	9	19	9	46
tie	1989	Rob Hulft	0	7	25	0	46
28.	1998	Phillip Aguilar	0	3	34	0	43
tie	1987	Carey Potter	0	8	19	0	43
tie	1965	John Nesbitt	3	2	17	1	43
31.	1990	Shawn Young	7	0	0	0	42
tie	1974	Vincent Allen	7	0	0	0	42
tie	1969	Jim Brumfield	7	0	0	0	42
34.	1997	Scott Collins	0	9	12	0	39
35.	2001	Mike Megyesi	0	7	17	0	38
36.	1986	Charles Walls	6	0	0	0	36
37.	2000	Mike Megyesi	0	6	14	0	32
tie	1966	John Truitt	5	0	0	1	32
39.	1978	Zack Washington	5	0	0	0	30
tie	1971	Tom Lenz	0	3	21	0	30
41.	1976	Dave Vandercook	0	3	19	0	28

Defense (cont.) from page 85

INTERCEPTION RETURN YARDS

Most Interception Return Yards, Career

276 Mike Russell (16), 1967-69

Most Interception Return Yards, Season

167 Mike Russell (9), 1968

Most Interception Return Yards, Game

100 Marty Murray (1) vs. S. Illinois, Sept. 17, 1977

Vencie Glenn (1) vs. Wayne State, Sept. 1, 1984

INTERCEPTION RETURN TOUCHDOWNS

Most Interception Return Touchdowns, Career

3 John Karaszia, 1970-72

Most Interception Return Touchdowns, Season

2 John Karaszia, 1971

Most Interception Return Touchdowns, Game

1 Several—most recently: Chris Crowder (1995)

LONG RETURNS

Longest Interception Return, Game

100 Marty Murray (TD) vs. S. Illinois, Sept. 17, 1977

Vencie Glenn (TD) vs. Wayne State, Sept. 1, 1984

FUMBLES RECOVERED

Most Fumbles Recovered, Career

10 Dwight Tripp, 1977-81

Most Fumbles Recovered, Season

5 Reggie Richard, 1972

Gerry Gluscic, 1977

Most Fumbles Recovered, Game

2 Ramon "Turk" Roman vs. Butler, 1960

Martin Maytas vs. W. Illinois, Oct. 27, 1973

Craig Shaffer vs. New Mexico State, Sept. 9, 1978

Richard Harris at Western Kentucky, Oct. 26, 2002

BLOCKED KICKS

Most Blocked Kicks, Career

5 DeJuan Alfonso, 1996-99

Robin Johnson, 1999-2002

Most Blocked Kicks, Season

3 DeJuan Alfonso, 1997

Most Blocked Kicks, Game

2 Chris Crowder vs. Northern Iowa, Nov. 9, 1996

The Sycamore Record Book

Total Yardage Leaders

RANK	YR	NAME	RUSH	PASS	PLAYS	TOTAL
1.	1985	Jeff Miller	206	2,055	429	2,261
2.	2002	Julian Reese	533	1,725	442	2,258
3.	1983	Jeff Miller	343	1,879	415	2,222
4.	1984	Jeff Miller	330	1,826	389	2,156
5.	1990	John Stites	45	1,946	388	1,991
6.	2004	Phillip Johnson	24	1,946	347	1,970
7.	1979	Reggie Allen	427	1,468	324	1,895
8.	1980	Reggie Allen	202	1,678	353	1,880
9.	2001	Julian Reese	615	1,236	410	1,851
10.	1986	Kyle Frondorf	-147	1,962	344	1,815
11.	1992	Kip Hennelly	460	1,326	347	1,786
12.	1988	John Sahn	-171	1,942	287	1,771
13.	1999	Sheraton Fox	1,034	301	337	1,727
14.	1989	John Sahn	-87	1,792	298	1,705
15.	1981	Reggie Allen	255	1,435	323	1,690
16.	1995	Kevin Cox	83	1,672	334	1,589
17.	1991	Derrick Franklin	1,505	0	318	1,505
18.	1993	Kip Hennelly	532	933	313	1,465
19.	2003	Jake Schiff	43	1,290	264	1,333
20.	1987	John Sahn	-18	1,296	182	1,278
21.	1974	Vincent Allen	1,221	0	244	1,221
22.	1996	Kevin Cox	11	1,198	240	1,187
23.	1969	Verbie Walder	113	1,062	279	1,175
24.	1971	Roger Voorhis	264	870	261	1,134
25.	1968	Verbie Walder	194	908	230	1,102
26.	1966	Ron Overton	53	1,046	217	1,099
27.	1973	Vincent Allen	1,066	17	197	1,083
28.	1977	Vincent Allen	1,026	29	234	1,055
29.	1975	Vincent Allen	1,022	0	161	1,022
30.	1972	Willie Lee	957	0	172	957
31.	1997	Matt Gajewski	215	717	261	932
32.	1982	Jeff Miller	192	728	192	920
33.	1994	Tom Cerasani	-9	918	242	909
34.	1967	Ron Overton	-59	907	224	848
35.	2000	Jamie Dishroom	453	363	249	816
36.	1965	Mike Hoke	-107	898	207	789
37.	1998	Sheraton Fox	431	345	184	776
38.	1959	Gil Fujawa	55	628	118	683
39.	1978	Reggie Allen	124	513	171	637
40.	1976	Mike Solak	204	372	129	576
41.	1970	Roger Voorhis	28	498	118	526
42.	1956	Bob Wilbur	291	89	60	380
43.	1953	David Brines	193	460	104	65

All Purpose Yardage Leaders

RANK	YEAR	NAME	RUSH	REC.	PR	KORTOTAL
1.	1992	David Wright	1,313	108	0	593 2,014
2.	1974	Vincent Allen	1,221	63	93	304 1,681
3.	1988	Steve Elminger	8	1,071	171	409 1,659
4.	1991	Derrick Franklin	1,505	14	0	0 1,519
5.	1993	David Wright	1,262	62	0	85 1,409
6.	1990	Derrick Franklin	1,301	43	0	0 1,344
7.	1975	Vincent Allen	1,022	75	50	190 1,337
8.	1973	Vincent Allen	1,066	107	50	110 1,333
9.	1986	Tracy Stewart	481	194	0	551 1,226
10.	1987	Gary Cannon	16	525	86	588 1,215
11.	1989	Steve Elminger	0	554	268	371 1,201
12.	1981	Eric Robinson	867	312	20	0 1,199
13.	1983	Kevin Henderson	930	153	1	42 1,126
14.	1999	Matt Nelson	638	301	0	181 1,120
15.	2002	Soso Dede	423	210	0	458 1,092
16.	1995	David Wright	929	26	0	136 1,091
17.	1968	Jim Brumfield	916	5	0	169 1,090
18.	1977	Vincent Allen	1,026	58	0	0 1,084
19.	2001	Soso Dede	550	101	0	400 1,051
20.	1972	Willie Lee	957	38	0	11 1,006
21.	2003	Scott Penick	14	288	11	677 990
22.	1982	James Banks	846	102	0	0 948
23.	1979	Donnie Warner	648	153	100	40 941
24.	1984	Darold Clardy	763	169	0	0 932
25.	1967	Jim Brumfield	415	162	86	246 909
26.	2004	Therral Hatfield	0	0	0	906 906
27.	1997	Anthony Williams	51	203	151	456 861
28.	1980	Eric Robinson	570	164	11	97 842
29.	1994	David Wright	677	59	0	91 827
30.	1985	Tracy Stewart	245	203	0	362 810
31.	1970	Gary Brown	348	82	0	365 795
32.	1998	Matt Nelson	292	181	0	311 784
33.	1971	Milt Allen	667	26	0	41 734
34.	1996	Jason Patter	571	86	0	0 687
35.	1978	Donnie Warner	391	63	16	211 681
36.	1976	O.B. Barnett	499	64	0	116 679
37.	2000	Clifton Jones	225	28	0	419 672
38.	1969	Jim Brumfield	667	5	0	0 672
39.	1965	John Nesbitt	396	124	0	0 520
40.	1966	Dean Klink	450	0	0	0 450

Tackle Leaders

RANK	YR	NAME	SOLO	ASSISTS	TOTAL	RANK	YR	NAME	SOLO	ASSISTS	TOTAL
1.	2002	Dietrich Lapsley	106	65	171	20.	2001	Terrance Miles	53	56	109
2.	1980	Craig Shaffer	81	80	161	21.	2004	Doc Gooden	43	63	106
3.	1976	Marty Murray	88	68	156	22.	2000	Terrance Miles	59	45	104
4.	1998	Tony Pryor	99	48	147	tie	1991	Eric Christensen	49	55	104
5.	1995	Chris Libaire	66	79	145	tie	1986	Troy Johnson	64	40	104
6.	1975	Marty Murray	78	59	137	25.	2003	Larry Thompson	62	39	101
7.	1999	Mike Bandy	66	66	132	26.	1994	Robert High	37	62	99
8.	1983	Quintin Mikell	54	75	129	tie	1972	John Karaszia	41	58	99
9.	1979	John Altman	59	69	128	28.	1992	Matt Egloff	46	52	98
10.	1997	Joe Dunn	76	51	127	29.	1981	Craig Shaffer	47	47	94
11.	1989	Eric Christensen	44	70	126	30.	1984	Tim Cunningham	40	53	93
tie	1988	Ken Hopp	61	65	126	tie	1973	Dike Dasillung	37	66	93
13.	1982	Ed Marlin	78	43	121	32.	1974	Mike Maytas	41	47	88
tie	1977	Marty Murray	82	39	121	33.	1971	Doug Garrard	39	47	86
15.	1978	John Altman	72	45	117	34.	1985	Tim Cunningham	52	33	85
16.	1990	Eric Christensen	41	74	115						
17.	1996	Richard Moss	52	62	114						
18.	1993	Richard Moss	54	59	113						
tie	1987	Ken Hopp	63	49	113						

The Sycamore Record Book

Kickoff Return Yardage Leaders

RANK	YEAR	NAME	NO	YDS	AVG	TD
1.	1990	Charles Swann	20	642	32.1	2
tie	1972	Rick Murphy	22	707	32.1	0
3.	1967	Jim Brumfield	8	246	30.7	1
4.	1970	Gary Brown	13	365	28.1	1
5.	1971	Rick Murphy	16	437	27.3	0
6.	1992	David Wright	22	593	27.0	0
7.	2001	Soso Dede	15	400	26.7	0
8.	1976	Bruce Montagner	17	437	25.7	1
9.	1987	Gary Cannon	23	588	25.6	0
10.	2002	Soso Dede	18	459	25.5	1
11.	1969	Dave Mock	11	274	24.9	0
12.	1991	Charles Swann	19	467	24.6	0
13.	1997	Anthony Williams	19	456	24.0	0
14.	1980	Lester Byrd	17	406	23.9	0
15.	2004	Thorall Hatfield	38	906	23.8	0
16.	1982	Joe Downing	15	356	23.7	0
17.	1978	Donnie Warner	9	211	23.4	0
18.	2000	Clifton Jones	18	419	23.3	0
tie	1994	Larry Brown	16	373	23.3	0
20.	1984	Wayne Davis	12	270	22.5	0
21.	1993	Larry Brown	18	403	22.4	0
22.	1977	Bruce Montagner	25	549	22.0	0
23.	1979	Lester Byrd	23	501	21.8	0
24.	1985	Tracy Stewart	17	362	21.3	0
25.	2003	Scott Penick	32	677	21.2	0
tie	1986	Tracy Stewart	26	551	21.2	0
27.	1989	Steve Elminger	18	379	21.1	1
tie	1988	John Story	24	506	21.1	1
tie	1975	Vincent Allen	9	190	21.1	0
30.	1996	Tracey Pendelton	8	167	20.9	0
31.	1998	Matt Nelson	9	311	20.7	1
32.	1965	Dave Lecklitter	11	219	19.9	0
33.	1983	Wayne Davis	15	293	19.5	0
34.	1968	Jim Brumfield	9	168	18.8	0
35.	1981	Lester Byrd	16	296	18.5	0
36.	1974	Vincent Allen	17	304	17.9	0
tie	1966	Dane Donaldson	13	233	17.9	0
38.	1973	Rick Murphy	22	368	16.7	0
39.	1995	Larry Brown	13	215	16.5	0
40.	1999	DeJuan Alfonzo	23	578	15.1	0

Punt Return Yardage Leaders

RANK	YEAR	NAME	NO	YDS	AVG	TD
1.	2000	Keith Herron	11	201	38.1	0
2.	1970	Kent Drew	7	146	20.9	2
3.	1999	DeJuan Alfonzo	22	332	15.1	1
4.	1998	Keith Herron	12	157	13.1	0
5.	2004	Quincy Wallace	11	137	12.5	0
tie	1971	Bob Turner	13	162	12.5	0
7.	1996	Larry Scally	42	517	12.3	2
8.	1995	Larry Scally	27	265	9.8	1
9.	1994	Scott Crenshaw	27	263	9.7	0
tie	1993	Van Ganaway	10	97	9.7	0
11.	1967	Terry Ogle	14	127	9.0	1
12.	1990	Van Ganaway	35	300	8.6	1
tie	1969	Mike Russell	21	181	8.6	0
14.	1991	Van Ganaway	19	159	8.4	0
15.	1975	Vincent Allen	6	50	8.3	0
16.	1989	Steve Elminger	33	268	8.1	0
17.	1997	Anthony Williams	19	151	7.9	0
18.	1987	Gary Cannon	11	86	7.8	0
19.	1977	Bruce Montagner	9	69	7.7	0
tie	1965	Dave Lecklitter	24	187	7.7	0
21.	1984	Joe Downing	22	162	7.4	0
22.	1988	Steve Elminger	24	171	7.1	0
tie	1983	Joe Downing	15	107	7.1	0
24.	2001	Clythel Branson	14	96	6.9	0
25.	1986	Gary Cannon	17	113	6.6	0
26.	1968	Mike Russell	15	95	6.3	0
27.	2002	Clythel Branson	24	148	6.2	0
28.	1972	Rick Murphy	19	115	6.1	0
29.	1980	Donnie Warner	5	30	6.0	0
30.	1985	Joe Downing	16	91	5.7	0
31.	1979	Donnie Warner	18	100	5.6	0
tie	1973	Vincent Allen	9	50	5.6	0
33.	1992	Van Ganaway	13	72	5.5	0
34.	2003	Chris Lewis	7	37	5.3	0
35.	1974	Vincent Allen	18	93	5.2	0
36.	1982	Joe Downing	16	70	4.4	0
37.	1978	John Allman	12	48	4.0	0
38.	1966	Dave Donaldson	9	35	3.9	0
39.	1981	Eddie Ruffin	18	59	3.3	0
40.	1976	Greg Washington	15	25	1.7	0

Tackle Leaders

RANK	YR	NAME	NO	YDS	AVG	TD	RANK	YR	NAME	NO	YDS	AVG	TD
1.	1973	Rick Murphy	10	56	5.6	0	21.	2000	Terrance Miles	3	79	26.3	0
2.	1969	Bobby Turner	9	107	11.9	1	tie	1999	DeJuan Alfonzo	3	86	28.7	0
tie	1968	Mike Russell	9	167	18.6	0	tie	1999	Michael Brooks	3	15	5.0	0
4.	1983	Kevin Ramsey	7	56	8.0	0	tie	2003	RaShawn Champion	3	0	0.0	0
5.	1989	Curtis Dickey	6	44	7.3	0	tie	1996	Dré Knox	3	47	15.7	0
tie	1984	Vencie Glenn	6	126	21.0	1	tie	1996	Richard Moss	3	4	1.3	0
tie	1980	John Allman	6	133	22.1	1	tie	1994	Dré Knox	3	105	35.0	1
tie	1970	Kent Drew	6	32	5.3	0	tie	1992	Wesley Wilson	3	6	2.0	0
9.	1985	Vencie Glenn	5	39	7.8	0	tie	1988	Lavent Blaylock	3	30	10.0	0
tie	1982	Keith Ward	5	26	5.1	0	tie	1987	Steve McKeel	3	8	1.7	0
tie	1971	Bob Turner	5	91	18.2	0	tie	1981	Kevin Ramsey	3	37	12.3	0
12.	1998	DeJuan Alfonzo	4	78	19.5	0	32.	2004	John Jordan	2	6	3.0	0
tie	1997	Tony Pryor	4	21	5.3	0	tie	2004	Derrick Williams	2	24	12.0	0
tie	1995	Dré Knox	4	12	3.0	0	tie	2002	Terrance Miles	2	16	8.0	0
tie	1986	Steve McKeel	4	4	1.0	0	tie	2001	Kevin McDavid	2	24	12.0	0
tie	1979	John Allman	4	30	7.5	0	tie	1991	Michael Wilson	2	33	16.5	0
tie	1978	Don Jackson	4	19	4.8	0	tie	1976	Marty Murray	2	23	11.5	0
tie	1977	Don Jackson	4	29	7.3	0	tie	1972	Dewey Norton	2	77	38.5	1
tie	1975	Marty Murray	4	43	10.8	0							
tie	1974	Larry Brumfield	4	81	20.3	0							

The Sycamore Record Book

Rushing Leaders

	YEAR	ATT	YARDS	AVG	TD
1. Derrick Franklin	1991	318	1,505	4.7	12
2. David Wright	1992	219	1,313	6.0	10
3. Derrick Franklin	1990	284	1,301	4.6	6
4. David Wright	1993	229	1,262	5.5	7
5. Vincent Allen	1974	244	1,221	5.0	7
6. Vincent Allen	1973	196	1,066	5.4	9
7. Tari Vactor	1988	206	1,052	5.1	9
8. Sheraton Fox	1999	228	1,034	4.5	8
9. Vincent Allen	1977	231	1,026	4.4	8
10. Vincent Allen	1975	161	1,022	6.4	7
11. Willie Lee	1972	172	957	5.6	13

Passing Leaders

	YEAR	COM	ATT	INT	PCT	YARDS	TD
1. Jeff Miller	1985	176	327	8	.538	2,055	17
2. Kyle Frondorf	1986	143	274	16	.522	1,962	6
3. John Stites	1990	157	326	18	.482	1,946	15
tie Phillip Johnson	2004	155	308	10	.503	1,946	8
5. John Sahn	1988	127	248	17	.512	1,942	10
6. Jeff Miller	1983	152	287	7	.527	1,879	10
7. Jeff Miller	1984	154	279	14	.552	1,826	11
8. John Sahn	1989	214	440	17	.486	1,792	8
9. Julian Reese	2002	143	266	9	.538	1,725	12
10. Reggie Allen	1980	135	273	16	.495	1,678	8

Receiving Leaders

	YEAR	NO.	YARDS	AVG.	TD
1. Sam Logan	2004	55	760	13.8	2
2. Steve Elminger	1988	51	1,071	21.0	7
3. Rodney Porter	1987	49	738	15.1	4
4. Rodney Porter	1989	47	638	13.6	2
5. Anthony Kimball	1983	44	560	12.7	2
6. Gary Cannon	1986	43	631	14.7	1

Total Offense Leaders

	YEAR	RUSH	PASS	PLAYS	YARDS
1. Jeff Miller	1985	206	2,055	429	2,261
2. Julian Reese	2002	533	1,725	442	2,258
3. Jeff Miller	1983	343	1,879	415	2,222
4. Jeff Miller	1984	330	1,826	389	2,156
5. John Stites	1990	45	1,946	388	1,991
6. Phillip Johnson	2004	24	1,946	347	1,970
7. Reggie Allen	1979	427	1,468	324	1,895
8. Reggie Allen	1980	202	1,678	353	1,880
9. Julian Reese	2001	615	1,236	410	1,851
10. Kyle Frondorf	1986	-147	1,962	344	1,815
11. Kip Hennelly	1992	460	1,326	347	1,786
12. John Sahn	1988	-171	1,942	287	1,771
13. Sheraton Fox	1999	1,034	693	337	1,727



Reggie Richard

Team Records

	MOST	LEAST
RUSHING		
Attempts	644 ('84)	435 ('97)
Yards Lost	472 ('69)	196 ('93)
Net Yards	3,243 ('75)	816 ('55)
Yards Per Game	3,24.3 ('75)	109.6 ('97)
Yards Per Carry	5.2 ('75/'92)	2.0 ('59)

PASSING		
Attempts	366 ('04)	96 ('60)
Completions	189 ('04)	34 ('56)
Passes Had Intercepted	22 ('71)	6 ('82)
Yards Gained	2,307 ('04)	425 ('56)
Completion Percentage	.579 ('82)	.333 (2000)
Yards Per Pass Attempt	7.9 ('98)	3.6 (2000)
Yards Per Completion	21.6 ('98)	9.4 ('82)
Yards Per Game	209.7 ('04)	41.3 (2000)
Touchdown Passes	17 ('85)	2 ('72, 2000)

KICKING GAME		
Punts	84 ('78)	37 ('60)
Punting Yardage	3,322 ('78)	1,192 ('60)
Punting Average	41.6 ('92)	30.9 ('59)

INTERCEPTIONS		
Interceptions	26 ('84)	7 ('03)

TOTAL OFFENSE		
Touchdowns	43 ('92)	13 ('97)
Field Goals	18 ('85)	3 ('98)
Extra Point Kicks	40 ('92)	12 ('97)
Total Points	319 ('92)	119 ('97)
Plays	943 ('83)	493 ('59)
Yards Gained	4,637 ('84)	1,295 ('56)
Yards Gained Per Game	397.7 ('92)	161.9 ('56)
First Downs Rushing	148 ('92)	65 ('97)
First Downs Passing	98 ('87)	23 ('72)
Total First Downs	255 ('85)	73 ('56)
First Downs Penalty	26 (2002)	7 ('66/'93)

MISCELLANEOUS		
Penalties	81 ('70)	55 (2000)
Yards Penalized	882 ('70)	463 (2000)
Fumbles	45 ('72)	14 ('96)
Fumbles Lost	26 ('72)	7 ('96, 2001)
Safeties	2 ('68 & '76)	0 (Many Times)

Team Single Game Records

Yards Gained Rushing	579 vs. Dayton, 1975
Yards Gained Passing	391 vs. Ball State, 1985
Total Yards Gained	675 vs. Dayton, 1975
Passes Attempted	57 vs. Illinois State, 1985
Passes Completed	32 vs. Ball State, 1985
Passes Had Intercepted	6 by Tulsa, 1980
Penalties	17, vs. Illinois State, 1994
Yards Penalized	158 vs. Eastern Illinois, 1968
Fumbles Lost	6 vs. Eastern Illinois, 1972
Points	72 vs. Vincennes, 1925
Most Rushes	88 vs. Dayton, 1975
Most Plays	100 vs. Central Florida, 1984
Field Goals	4 (three times) vs. Illinois State 1994; vs. Western Illinois, 1999; vs. Eastern Illinois, 2004
Touchdowns	9 vs. W.V. Tech, 1994
PATs	9 vs. W.V. Tech, 1994
Punts	12 vs. E. Michigan, 1969 & vs. Akron, 1970
Interceptions	5 vs. Eastern Illinois, 1980

The Sycamore Record Book

Total Offense Leaders

	YEARS	RUSH	PASS	PLAYS	YARDS
1. Jeff Miller	1982-85	1,071	6,448	1,425	7,519
2. Reggie Allen	1978-81	1,008	5,094	1,171	6,102
3. John Sahn	1986-89	-278	5,139	777	4,861
4. Kip Hennelly	1991-93	1,455	3,158	878	4,613
5. Vincent Allen	1973-77	4,335	46	836	4,381
6. Julian Reese	2001-02	1,148	2,961	852	4,109
7. David Wright	1992-94	3,353	0	600	3,252
8. Derrick Franklin	1989-91	3,231	0	710	3,231
9. Kevin Cox	1993-96	-91	2,885	576	2,794
10. Sheraton Fox	1998-99	1,465	1,023	521	2,488

Rushing Leaders

	YEARS	ATT.	YARDS	AVG	TD
1. Vincent Allen	1973-77	832	4,335	5.21	31
2. David Wright	1992-95	784	4,181	5.33	22
3. Derrick Franklin	1989-91	710	3,231	4.55	23
4. Eric Robinson	1979-82	443	2,169	4.90	22
5. Jake Shields	2001-04	521	2,119	4.07	19
6. Jim Brumfield	1967-69	448	1,998	4.46	23
7. Darrold Clardy	1981-84	355	1,594	4.49	19
8. Tori Vactor	1987-88	312	1,545	4.95	12
9. Dean Klink	1966-68	360	1,496	4.16	5
10. Kevin Henderson	1983-84	364	1,477	4.06	14

Passing Leaders

	YEARS	COMP	ATT	INT	PCT.	YARDS	TD
1. Jeff Miller	1982-85	555	1,006	33	.552	6,448	40
2. John Sahn	1986-89	341	668	38	.496	5,139	30
3. Reggie Allen	1978-81	367	782	46	.469	5,094	29
4. Kip Hennelly	1991-93	249	490	27	.508	3,158	19
5. Julian Reese	2001-02	267	499	21	.535	2,961	20
6. Kevin Cox	1993-96	238	528	22	.451	2,885	20
7. Kyle Frondorf	1986-88	208	391	24	.532	2,778	8
8. Phillip Johnson	2003-04	176	379	16	.464	2,196	11
9. Ron Overton	1966-68	160	328	26	.488	2,059	22
10. Verbie Walder	1968-69	135	279	12	.484	1,970	14

Receiving Leaders

	YEARS	REC	YARDS	AVG.	TD
1. Rodney Porter	1986-89	135	1,906	14.1	8
2. Terry Bell	1982-85	132	2,048	15.5	13
3. Joe Downing	1982-85	115	1,608	14.0	15
4. Eddie Ruffin	1978-81	110	1,801	16.4	11
5. Larry Brown	1993-96	105	1,197	11.4	6
6. Steve Elminger	1987-89	102	1,821	17.9	10
7. Steve Schmid	1967-69	100	1,394	13.9	11
8. Micah Reed	1993-96	98	1,239	12.6	5
9. Anthony Kimball	1982-85	94	1,170	12.4	4
10. Gary Cannon	1984-87	93	1,371	14.7	6

Scoring Leaders

	YEARS	TD	FG	PAT1	PAT2	PIS
1. Vincent Allen	1973-77	33	0	0	1	200
2. Tom Allison	1992-95	0	38	82	0	196
3. Scott Bridges	1983-85	0	31	87	0	180
4. Mike Megyesi	1999-2002	0	27	83	0	164
5. Jim Brumfield	1967-69	26	0	0	0	156
6. David Wright	1992-95	23	0	0	1	140

All Purpose Leaders

	YEARS	RUSH	REC	PR	KOR	YARDS
1. Vincent Allen	1973-77	4,335	303	193	604	5,435
2. David Wright	1992-95	4,181	255	0	905	5,341
3. Steve Elminger	1987-89	25	1,821	455	1,376	3,677
4. Derrick Franklin	1989-91	3,231	84	0	0	3,315
5. Eric Robinson	1979-82	2,169	607	31	168	2,975
6. Jim Brumfield	1967-69	1,998	172	86	409	2,665
7. Charles Swann	1989-91	59	1,261	0	1,319	2,639
8. Joe Downing	1982-85	48	1,608	430	527	2,613
9. Gary Cannon	1984-87	11	1,371	199	995	2,576
10. Larry Brown	1993-96	38	1,197	0	1,132	2,367

Punting Leaders

	YEARS	PUNTS	YARDS	AVG.	LONG
1. Steve Krieger	1990-92	79	3,167	40.1	72
2. Chuck Standford	1983-86	228	9,094	39.9	72
3. Bill Edwards	1975-78	261	10,372	39.7	74
4. Rob Hulfy	1988-90	162	6,290	38.8	66
5. Patrick Jordan	2000-03	249	9,650	38.7	74
6. Jay Gerth	1993-96	235	8,563	36.4	60
7. Phillip Aguilar	1997-98	128	4,868	27.0	73

* A Minimum of 75 Punts Required For Consideration

Punt Return Leaders

	YEARS	RET	YARDS	AVG.	TD	LONG
1. DeJuan Alfonso	1996-99	40	539	13.5	2	67
2. Larry Scally	1993-96	69	782	11.3	3	86
3. Van Ganaway	1990-93	77	628	8.2	1	77
4. Mike Russell	1967-69	49	390	8.0	0	—
5. Steve Elminger	1987-89	59	455	7.7	0	29
6. Joe Downing	1982-85	69	430	6.2	0	47

* A Minimum of 40 Punt Returns Required For Consideration

Kickoff Return Leaders

	YEARS	RET	YARDS	AVG.	TD	LONG
1. Charles Swann	1989-91	45	1,319	29.3	2	97
2. Soso Dede	2001-02	33	859	26.0	1	95
3. Rick Murphy	1971-73	60	1,512	25.2	0	—
4. DeJuan Alfonso	1996-99	30	722	24.1	0	87
5. Therral Hatfield	2004	38	906	23.8	0	76
6. Gary Cannon	1985-87	43	995	23.1	0	68
7. Lester Byrd	1978-81	64	1,376	21.5	0	77
8. Larry Brown	1993-95	55	1,132	20.6	0	64

Interception Leaders

	YEARS	INT	YARDS	AVG	TD
1. Vencie Glenn	1983-85	17	237	13.9	1
2. Mike Russell	1967-69	16	276	17.3	1
3. Bob Turner	1969-71	16	219	13.7	1
4. John Allman	1977-81	13	180	13.8	1
5. Dré Knox	1993-96	12	187	15.6	1
6. Rick Murphy	1971-73	12	90	7.5	0
7. DeJuan Alfonso	1996-99	10	211	21.1	0

The Sycamore Record Book

200 Yard Rushing Games

253 Derrick Franklin vs. Murray State ... 1990
237 Derrick Franklin vs. Southern Illinois 1991
225 David Wright vs. Western Illinois ... 1992
213 Jake Shields vs. Fla. International 2003
207 Julian Reese at Illinois State ... 2001
205 Derrick Franklin vs. Southern Illinois 1974
205 Vincent Allen vs. Southern Illinois ... 1973
203 Derrick Franklin vs. SMS ... 1991
202 Derrick Franklin vs. W. Kentucky ... 1991

100 Yard Rushing Games

199 David Wright vs. Eastern Illinois ... 1993
196 Jake Shields at Murray State ... 2003
187 Derrick Franklin vs. W. Kentucky ... 1990
184 David Wright vs. Illinois State ... 1994
182 Eric Robinson vs. New Mexico St. 1982
182 Jim Brumfield vs. DePauw ... 1968
181 Vincent Allen vs. Drake ... 1977
179 David Wright vs. Southern Illinois ... 1992
170 Sheraton Fox vs. Murray State ... 1998
170 Vincent Allen vs. Butler ... 1974
169 Vincent Allen vs. Illinois State ... 1975
168 James Banks vs. McNeese State ... 1982
167 Derrick Franklin vs. Illinois State ... 1990
164 Vincent Allen vs. Akron ... 1973
163 Sheraton Fox vs. Western Illinois ... 1999
163 Vincent Allen vs. Ball State ... 1974
162 Sheraton Fox at SMS ... 1999
161 David Wright vs. UNI ... 1992
161 O.B. Barnett vs. Dayton ... 1975
161 Vincent Allen vs. Western Carolina 1974
160 David Wright vs. Western Illinois ... 1993
159 James Banks vs. Illinois State ... 1982
158 Kevin Henderson vs. Illinois State ... 1983
156 Matt Nelson vs. Southern Illinois ... 1999
156 David Wright vs. Youngstown State 1995
155 David Wright vs. Southern Illinois ... 1993
154 David Wright vs. SMS ... 1992
153 David Wright vs. SMS ... 1995
150 Derrick Franklin vs. Illinois State ... 1991
149 Derrick Franklin vs. Eastern Illinois ... 1990
149 Derrick Franklin vs. SMS ... 1990
148 Jason Potter vs. Lock Haven ... 1994
148 David Wright vs. Southern Illinois ... 1994
148 Von Ganaway vs. Glenville State 1992
148 Tracy Stewart vs. Southern Illinois ... 1986
146 Soso Dede vs. Southern Illinois ... 2001
145 Vincent Allen vs. Tulsa ... 1975
145 Tom Lenz vs. Butler ... 1972
143 Vincent Allen vs. Wichita State ... 1977
143 Vincent Allen vs. Akron ... 1974
142 Von Ganaway vs. W. Kentucky ... 1992
142 Tori Vactor vs. Salem ... 1988
141 O.B. Barnett vs. Delaware ... 1975
140 Sheraton Fox vs. Southern Illinois ... 1998
140 David Wright vs. Glenville State ... 1992
140 David Wright vs. Youngstown State 1992
140 Eric Robinson vs. NE Louisiana ... 1979
140 Willie Lee vs. Southern Illinois ... 1972
138 Derrick Franklin vs. C. Missouri St. ... 1991
138 Tori Vactor vs. Western Illinois ... 1988
137 Vincent Allen vs. Nebraska-Omaha 1975
136 Jake Shields vs. UNI ... 2002
136 Eric Robinson vs. Southern Illinois ... 1980
134 Vincent Allen vs. Dayton ... 1975
133 Charles Walls vs. Southern Illinois ... 1987
132 Kris Karagory at Illinois State ... 2003
132 David Wright vs. Mars Hill ... 1995

132 Eric Robinson vs. Wichita State ... 1981
131 David Wright vs. Youngstown State 1993
130 Lenny Cannon vs. Butler ... 1972
130 Vincent Allen vs. Western Carolina 1977
129 Sidney Montfort vs. Youngstown St. 2003
129 James Banks vs. Louisville ... 1982
129 Mill Allen vs. Butler ... 1971
128 Sheraton Fox vs. Youngstown St. ... 1999
128 Tori Vactor vs. Youngstown State 1988
128 Vincent Allen vs. Louisville ... 1977
128 Vincent Allen vs. Butler ... 1973
127 Jake Shields at Ball State ... 2003
127 Jake Shields vs. Southern Illinois ... 2003
127 Shawn Young vs. Youngstown St. 1989
127 Willie Lee vs. Eastern Illinois ... 1972
126 Tori Vactor vs. Eastern Illinois ... 1988
126 Vincent Allen vs. Northern Illinois ... 1974
126 Jim Brumfield vs. Eastern Illinois ... 1969
125 Vincent Allen vs. Western Illinois ... 1973
124 Tori Vactor vs. Northern Iowa ... 1988
124 Zack Washington vs. NE Louisiana 1978
124 Sidney Montfort vs. UT-Martin ... 2004
123 Sheraton Fox vs. Western Kentucky 1999
122 Kip Hennelly vs. Western Illinois ... 1991
122 O.B. Barnett vs. Illinois State ... 1976
121 Van Ganaway vs. Lock Haven ... 1992
121 Derrick Franklin vs. Kansas State ... 1991
121 Rich Renn vs. Illinois State ... 1969
120 Mike Sotak vs. Arkansas State ... 1976
120 Willie Lee vs. Illinois State ... 1972
119 Willie Lee vs. Cincinnati ... 1972
118 Charles Walls vs. Western Illinois ... 1985
118 Darold Clardy vs. Ball State ... 1984
117 Jason Potter vs. West Virginia Tech 1994
117 Jake Shields vs. UT-Martin ... 2004
116 David Wright vs. UNI ... 1993
116 Tori Vactor vs. Cincinnati ... 1988
116 Kevin Henderson vs. West Texas St. 1983
115 Julian Reese at Eastern Illinois ... 2002
115 Jason Potter vs. Liberty ... 1996
114 Soso Dede at SMS ... 2001
114 Charles Walls vs. Eastern Illinois ... 1987
114 Kevin Henderson vs. Drake ... 1984
114 Jake Shields vs. Missouri State ... 2004
113 Eric Robinson vs. Marshall ... 1981
113 Donnie Warner vs. NE Louisiana ... 1979
113 D.A. Daniels vs. Illinois State ... 1978
112 Vincent Allen vs. Ball State ... 1977
112 Mill Allen vs. Eastern Illinois ... 1971
112 Darold Clardy vs. Eastern Illinois ... 1984
112 Kevin Henderson vs. Eastern Illinois 1983
112 Darold Clardy vs. Eastern Illinois ... 1981
111 Donnie Warner vs. West Texas St. 1980
111 Vincent Allen vs. Eastern Michigan 1973
111 Jake Shields vs. Western Illinois ... 2004
110 Sheraton Fox at UNI ... 1999
110 Tori Vactor vs. Cincinnati ... 1987
110 Jeff Miller vs. Central Florida ... 1984
110 Scott Bartel vs. Drake ... 1980
110 Vincent Allen vs. Illinois State ... 1977
110 Vincent Allen vs. Eastern Illinois ... 1974
110 Vincent Allen vs. Illinois State ... 1973
109 Rick Dwenger vs. Louisville ... 1982
109 Vincent Allen vs. Eastern Michigan 1975
109 Vincent Allen vs. Central Michigan 1974
109 Rip Warren vs. Eastern Illinois ... 1973
109 Mike Smutney vs. Evansville ... 1972
109 Jim Brumfield vs. Butler ... 1969
108 David Wright vs. Western Kentucky 1995
108 David Wright vs. Illinois State ... 1992

108 Derrick Franklin vs. Southern Illinois 1989
107 Eric Robinson vs. West Texas State 1981
107 Zack Washington vs. N. Mexico St. 1980
106 Kip Hennelly vs. Lock Haven ... 1992
106 Derrick Franklin vs. Concord ... 1991
105 David Wright vs. Minnesota ... 1993
105 Greg Washington vs. Dayton ... 1975
105 Vincent Allen vs. Illinois State ... 1974
104 Wayne Davis vs. Illinois State ... 1981
104 Mel Burks vs. Southern Illinois ... 1975
104 Vincent Allen vs. Southern Illinois ... 1974
103 Calvin Thomas vs. SMS ... 2000
103 Derrick Franklin vs. Eastern Illinois ... 1991
103 Shawn Young vs. Eastern Illinois ... 1989
103 Darold Clardy vs. Central Florida 1984
102 Derrick Franklin vs. UNI ... 1991
102 Darold Clardy vs. Middle Tenn. St. 1984
102 James Banks vs. Tulsa ... 1982
101 Chris Lewis vs. Illinois State ... 2000
101 Shawn Young vs. C. Missouri State 1989
101 D.A. Daniels vs. West Texas State 1979
101 Mill Allen vs. Evansville ... 1971
100 Derrick Franklin vs. Ball State ... 1991
100 Bob Downing vs. Hanover ... 1959

200 Yard Passing Games

391 Jeff Miller vs. Ball State ... 1985
383 Kyle Frondorf vs. Eastern Illinois ... 1986
378 John Stites vs. UNI ... 1990
373 Phillip Johnson vs. Illinois State ... 2004
338 Wayne Gruber vs. Evansville ... 1955
335 Kyle Frondorf vs. Illinois State ... 1986
321 Kevin Cox vs. Glenville State ... 1995
319 John Sahn vs. UNI ... 1988
296 Kip Hennelly vs. UNI ... 1991
282 Verble Walder vs. Cent. Michigan 1969
281 Julian Reese at Eastern Illinois ... 2002
279 John Sahn vs. UNI ... 1989
276 Jeff Miller vs. Illinois State ... 1985
269 John Sahn vs. SMS ... 1988
266 Jeff Miller vs. St. Cloud State ... 1985
254 John Sahn vs. Illinois State ... 1988
254 Jeff Miller vs. West Texas State ... 1985
252 John Sahn vs. Minnesota ... 1989
249 Jeff Miller vs. Wichita State ... 1983
247 Kyle Frondorf vs. Cincinnati ... 1986
244 John Sahn vs. Ball State ... 1989
242 Julian Reese at Ball State ... 2002
241 John Stites vs. Cent. Missouri State 1990
235 Jake Schiff vs. Eastern Illinois ... 2003
235 Reggie Allen vs. Southern Illinois ... 1979
231 Jeff Miller vs. Western Illinois ... 1985
231 Greg Washington vs. W. Illinois ... 1974
230 Kevin Cox vs. Western Kentucky ... 1995
230 Phillip Johnson vs. Youngstown St. 2004
229 Jeff Miller vs. Drake ... 1984
229 Phillip Johnson vs. Missouri State ... 2004
224 Jeff Miller vs. Cent. Missouri State 1983
224 Phillip Johnson vs. Southern Illinois 2004
222 Jeff Miller vs. Drake ... 1982
220 John Sahn vs. Youngstown State 1989
219 Julian Reese at Youngstown State 2002
218 Jeff Miller vs. Drake ... 1983
216 Jake Schiff vs. Youngstown State 2003
216 Kip Hennelly vs. Western Kentucky 1991
212 Kip Hennelly vs. UNI ... 1992
212 Kyle Frondorf vs. Kansas ... 1986
211 Wayne Gruber vs. St. Joseph's ... 1954

The Sycamore Record Book

210 Reggie Allen vs. West Texas State	1981
210 Reggie Allen vs. New Mexico St.	1980
210 Reggie Allen vs. Wichita State	1979
209 Sheraton Fox vs. S. Illinois	1998
206 John Sahn vs. Salem	1987
206 Phillip Johnson vs. Eastern Illinois	2004
205 John Sahn vs. Central Missouri St.	1989
205 Reggie Allen vs. Louisville	1980
204 Phillip Johnson vs. W. Kentucky	2004
200 John Stites vs. Eastern Illinois	1990
200 Reggie Allen vs. Wichita State	1981

100 Yard Receiving Games

319 Bill Griffith vs. Evansville	1955
253 Chris Johnson vs. Illinois State	1986
187 Steve Elminger vs. UNI	1988
185 Demetrius Dowler vs. UNI	1991
170 Rick Carr vs. Western Illinois	1974
163 Steve Elminger vs. SMS	1988
163 Joe Downing vs. Ball State	1985
161 Sam Logan vs. Illinois State	2004
161 Steve Elminger vs. Western Illinois	1988
159 Tony Brewer vs. UNI	1990
159 Kirk Wilson vs. New Mexico State	1980
154 Demetrius Dowler vs. E. Illinois	1992
152 Rodney Porter vs. Eastern Illinois	1987
151 Glenn Damato vs. Akron	1972
149 Steve Schmid vs. Akron	1968
144 Matt Nelson vs. S. Illinois	1998
144 Gary Cannon vs. Eastern Illinois	1986
143 Gary Cannon vs. Cincinnati	1987
140 Steve Elminger vs. Cincinnati	1988
139 Kirk Wilson vs. Drake	1980
138 Rodney Porter vs. Western Illinois	1987
138 Anthony Kimball vs. S. Illinois	1983
137 Eddie Ruffin vs. New Mexico State	1979
130 Sam Logan vs. Illinois State	2004
129 Kirk Wilson vs. Wichita State	1978
123 Courtland Tubbs vs. Eastern Illinois	1996
123 Joe Downing vs. Central Florida	1984
121 Eddie Ruffin vs. West Texas State	1980
120 Terry Bell vs. West Texas State	1985
116 Terry Bell vs. Wichita State	1983
114 Steve Schmid vs. Central Michigan	1969
114 Sam Logan vs. Western Kentucky	2004
112 Terry Bell vs. Western Illinois	1985
112 Glenn Damato vs. Cent. Michigan	1973
111 Rodney Porter vs. Cent. Missouri St.	1989
111 Glenn Damato vs. Northern Illinois	1973
111 Markus Naves vs. Eastern Illinois	2004
110 Charles Swann vs. UNI	1989
109 Rodney Porter vs. Salem	1987
108 Eddie Ruffin vs. Southern Illinois	1980
108 Charles Swann vs. Kansas State	1991
107 Glenn Damato vs. Southern Illinois	1973
107 Glenn Damato vs. Drake	1971
106 Rodney Porter vs. UNI	1987
106 Terry Bell vs. Illinois State	1985
106 Dennis Wilkerson vs. Ball State	1975
105 Eddie Ruffin vs. Wichita State	1980
104 Sam Logan vs. Eastern Illinois	2003
104 Kirk Wilson vs. Akron	1979
102 Rodney Porter vs. Ball State	1989
102 Gary Cannon vs. Cincinnati	1986
102 Hubert Moore vs. NE Louisiana	1978
102 Roger Voorhis vs. Akron	1971
101 Jerry Surdy vs. Eastern Illinois	1969

300 Tackle Club

Richard Moss, LB				Terrance Miles, DB			
Year	Solo	Asst.	Total	Year	Solo	Asst.	Total
1993	54	59	113	2000	59	45	104
1994	49	41	90	2001	51	60	111
1995	58	51	109	2002	17	12	29
1996	52	62	114	2003	60	38	98
TOTALS	213	213	426	TOTALS	187	155	342
Dietrich Lapsley, LB				John Allman, Safety			
Year	Solo	Asst.	Total	Year	Solo	Asst.	Total
1999	39	34	73	1978	72	45	117
2000	72	24	96	1979	59	69	128
2001	35	40	75	1980	38	53	96
2002	103	68	171	TOTALS	169	167	336
TOTALS	249	166	415				
Marty Murray, LB				Tony Albrinck, LB			
Year	Solo	Asst.	Total	Year	Solo	Asst.	Total
1975	78	59	137	1998	14	9	23
1976	88	68	156	1999	63	48	111
1977	82	39	121	2000	71	32	103
TOTALS	248	166	414	2001	48	38	86
				TOTALS	196	127	323
Craig Shaffer, LB				Dan Maher, LB			
Year	Solo	Asst.	Total	Year	Solo	Asst.	Total
1978	31	58	89	1979	18	22	40
1979	24	45	69	1980	56	74	130
1980	81	80	161	1981	30	28	58
1981	47	47	94	1982	43	42	85
TOTALS	183	230	413	TOTALS	147	146	293
Robert High, S				Chris Libraire, LB			
Year	Solo	Asst.	Total	Year	Solo	Asst.	Total
1994	37	62	99	1994	32	30	62
1995	48	48	96	1995	66	79	145
1996	36	54	90	1996	40	53	93
1997	48	60	108	TOTALS	138	162	300
TOTALS	169	224	393				
Eric Christensen, LB				Quintin Mikell, LB			
Year	Solo	Asst.	Total	Year	Solo	Asst.	Total
1988	8	7	15	1980	6	13	19
1989	44	70	114	1981	33	24	57
1990	41	74	115	1982	53	42	95
1991	49	55	104	1983	54	75	129
TOTALS	142	206	348	TOTALS	146	154	300

All-Time Yearly Results

OVERALL RECORD: W-337, L-411, T-22

SEASON OPENERS: W-42, L-41, T-7

HOME OPENERS: W-52, L-32, T-4

1896 (0-1)
Terre Haute H.S. L
Coach: Unknown

1897 (NA)
Terre Haute H.S.
Butler
Plainfield Academy
Paris (Il.) H.S.
Danville Normal
Vincennes U.
Coach: Unknown

1898 (1-2)
0 at DePauw 57
5 at Rose Polytechnic 6
22 at Sullivan H.S. 0
Coach: Fred A. Dubridge

1899-1900
(No team formed)

1901 (2-3-1)
0 at Terre Haute H.S. 0
6 Terre Haute H.S. 11
0 at Eastern Illinois 16
11 Rose Polytechnic 0
22 Brazil H.S. 0
0 Vincennes U. 5
Coach: C.C. Whitlock

1902 (3-4)
5 Terre Haute H.S. 12
0 Manual H.S. 29
0 Eastern Illinois 21
6 Terre Haute H.S. 0
10 at Eastern Illinois 0
23 Central Normal 2
0 Terre Haute H.S. 6
Coach: Unknown

1903
(No team formed)

1904 (0-5-1)
0 at Butler 47
0 DePauw 16
6 at Eastern Illinois 12
0 Butler 17
5 Eastern Illinois 5
0 Rose Polytechnic 12
Coach: Unknown

1905 (0-2)
0 at DePauw 33
0 Butler 101
Coach: Unknown

1906 (0-2)
0 Eastern Illinois 11
0 at Eastern Illinois 23
Coach: Unknown

1907 (0-2-1)
0 at Butler 0
5 Eastern Illinois 32
0 DePauw 28
Coach: Frupp

1908
Football banned by the faculty.

1909 (0-0-1)
5 at Rockville H.S. 5
Coach: Dr. McCarthy

1910-1919
No team formed

1920 (3-2)
40 at Union Christian 0
60 Union Christian 6
21 Hanover 7
7 Rose Polytechnic 28
6 Jos. Millikin 158
Coach: Ray Hanna



Art Strum
1923-24, 1932, 1942
21-20-2, .511

1923 (3-3)
15 at Central Normal 9
0 Eastern Illinois 16
24 Oakland College 6
2 at Evansville 27
24 Vincennes University 6
0 Rose Polytechnic 19
Coach: Art Strum

1924 (6-2)
17 Danville Normal 2
47 Ball State 0
45 St. Joseph 0
79 Vincennes University 0
6 at Oakland City 13
13 at Eastern Illinois 25
31 Evansville 13
25 Rose Polytechnic 6
Coach: Art Strum

1925 (2-4-1)
0 at Indiana 31
72 at Vincennes U. 0
0 at DePauw 26
6 at Franklin 7
0 at Millikin 13
20 Ball State 13
10 Eastern Illinois - HC 10
Coach: Art Strum

1926 (2-4-1)
0 at Eastern Illinois 0
9 Franklin 33
6 at Wabash 33
40 Oakland City 0
0 at Purdue 38
10 Eastern Kentucky - HC 7
0 at Northern Illinois 3
Coach: Art Strum



Wally Marks
1927-30, 1933-41,
1944-48
42-56-7, .524

1927 (4-2-1)
12 at Oakland City 0
13 Manchester 13
0 at Franklin 6
0 at Wabash 40
7 Eastern Illinois - HC 6
13 at Evansville 0
27 Northern Illinois 12
Coach: Wally Marks

1928 (4-3)
0 at Indiana "B" 39
7 Valparaiso 6
0 at Eastern Illinois 19
6 at Wabash 27
19 Franklin - HC 0
30 Evansville 0
37 Oakland City 6
Coach: Wally Marks

1929 (5-2-1)
14 Valparaiso 0
13 Manchester 6
0 Chicago 18
32 Evansville 0
0 Franklin 0
6 Eastern Illinois - HC 7
20 Oakland City 0
30 Rose Poly 6
Coach: Wally Marks

1930 (5-3-1)
26 Oakland City 0
8 Franklin 0
6 Wabash 12
18 Danville - HC 7
0 Evansville 0
0 Eastern Illinois 34
13 Indiana Central 6
0 Kirksville (Mo.) 32
7 Rose Poly 0
Coach: Wally Marks



Roy Goodlad
1931
4-3-0, .571

1931 (4-3)
0 Oakland City 13
0 Illinois "B" 13
0 Franklin 40
6 Eastern Illinois 0
19 Indiana Central 0
13 Ball State - HC 7
13 Evansville 7
Coach: Roy Goodlad

1932 (3-5)
6 Franklin 32
63 Oakland City 0
0 Valparaiso 33
6 Rose Poly - HC 0
6 Eastern Illinois 12
26 Danville Normal 12
0 Manchester 14
0 Ball State 12
Coach: Art Strum

1933 (7-1)
20 Gary 0
0 Valparaiso 26
25 Manchester 6
13 Evansville - HC 12
30 Danville Normal 6
19 Eastern Illinois 6
9 Ball State 6
38 Rose Poly 19
Coach: Wally Marks

1934 (3-5)
20 Evansville 0
7 Valparaiso 14
31 Rose Poly 0
0 Butler 12
0 Eastern Illinois 19
6 Franklin - HC 0
6 Ball State 15
14 Eastern Michigan 34
Coach: Wally Marks

1935 (5-3)
0 Cape Girardeau 14
14 Hanover 7
32 Eastern Illinois 13
7 Butler 33
6 Franklin 0
12 Ball State - HC 6
7 Eastern Michigan 10
16 Evansville 0
Coach: Wally Marks

1936 (2-3-2)
0 Illinois State 0
6 Hanover 0
3 Ball State 0
0 Eastern Illinois 12
0 Evansville 0
0 Jos. Millikin 33
13 Eastern Michigan - HC 19
Coach: Wally Marks

1937 (1-7)
0 Illinois State 21
13 Eastern Illinois 20
6 Hanover 13
7 Franklin 13
0 Valparaiso 13
7 Evansville 0
0 Ball State - HC 7
7 Eastern Michigan 33
Coach: Wally Marks

1938 (1-7)
0 Michigan Normal 37
13 Franklin 14
9 Ball State 13
6 Hanover 12
20 Valparaiso 34
7 Evansville 6
7 Eastern Illinois - HC 19
7 Eastern Kentucky 36
Coach: Wally Marks

1939 (2-6)
14 Lawrence (WV) 21
7 Ball State 28
0 Butler 34
7 Louisville - HC 0
13 Valparaiso 14
7 Eastern Kentucky 36
6 Bradley Tech 30
7 Eastern Illinois 6
Coach: Wally Marks

1940 (5-1-2)
0 Louisville 0
20 Lawrence (WV) 7
7 Eastern Illinois 7
0 Valparaiso - HC 13
27 Grand Rapids 0
6 Illinois State 0
27 Ball State 7
29 Franklin 6
Coach: Wally Marks

1941 (5-2)
19 Illinois State 6
6 Franklin - HC 0
32 Valparaiso 0
14 Grand Rapids 19
14 Eastern Michigan 0
0 Ball State 7
19 Eastern Illinois 6
Coach: Wally Marks

1942 (4-3)
14 Illinois State 0
26 Eastern Illinois 0
2 Valparaiso 14
25 Evansville 6
25 Louisville 7
7 St. Joseph's - HC 19
7 Ball State 16
Coach: Art Strum

1943 (0-5-1)
0 Cape Girardeau 13
7 Illinois State 18
6 DePauw 39
0 Illinois Wesleyan - HC 37
0 Bowman Field 12
0 Illinois Wesleyan 0
Coach: Miller & Lewis

1944 (5-2-1)
12 Wabash 14
7 Cape Girardeau 0
0 Central Michigan 25
33 Illinois State 6
55 Southern Illinois 6
26 Wabash - HC 26
13 Illinois State 6
39 George Field 6
Coach: Phil Brown

1945 (2-4)
6 Wabash 40
12 Eastern Kentucky 19
26 Eastern Illinois 6
6 Valparaiso 26
6 Illinois State 13
28 Danville Normal 0
Coach: Bob LeCroy

1946 (4-4)
13 Illinois State 0
0 Wabash 13
7 Butler 13
13 Evansville 14
0 St. Joseph's 19
21 Danville Normal 0
13 Eastern Illinois - HC 0
3 Ball State 0
Coach: Wally Marks

1947 (5-3)
7 Illinois State 20
13 Valparaiso 0
21 Southern Illinois 6
26 Illinois Wesleyan 13
0 Marshal 33
14 Eastern Illinois 13
26 St. Joseph's - HC 6
10 Ball State 14
Coach: Wally Marks

1948 (4-4)
9 Illinois State 7
13 Valparaiso 0
6 Southern Illinois 20
6 Illinois Wesleyan 0
21 Eastern Illinois - HC 20
12 Evansville 13
0 St. Joseph's 7
7 Ball State 10
Coach: Wally Marks



George Ashworth
1949-50
2-16-1, .132

1949 (1-9)
0 Illinois State 28
0 Valparaiso 32
9 Southern Illinois 7
14 Butler 47
0 Oklahoma City 55
0 Eastern Illinois 33
6 St. Joseph's - HC 33
6 Ball State 34
0 Hillsdale 48
14 Southern Illinois 41
Coach: George Ashworth

1950 (1-7-1)
0 Illinois State 0
6 Valparaiso 46
0 Southern Illinois 20
0 St. Joseph's 7
27 Indiana Cent. - HC 7
0 Eastern Illinois 47
0 DePauw 33
0 Ball State 20
0 Butler 32
Coach: George Ashworth

All-Time Yearly Results



Mark Dean
1951-54, 1956
15-20-4, .434

1951 (0-6-1)

7 Illinois State	27
7 Valparaiso	46
0 St. Joseph's	13
0 Ball State	0
0 Heidelberg	40
13 DePauw - HC	14
7 Butler	14

Coach: Mark Dean

1952 (4-1-3)

33 Illinois State	7
0 Valparaiso	0
40 Evansville	3
21 St. Joseph's	7
13 Butler	13
0 Ball State - HC	33
14 DePauw	7
7 Hanover	7

Coach: Mark Dean

1953 (5-3)

14 Ripon	0
13 Valparaiso	31
31 Evansville	13
23 St. Joseph's - HC	14
6 Ball State	33
12 Butler	47
38 DePauw	0
48 Hanover	13

Coach: Mark Dean

1954 (4-4)

40 Eastern Illinois	7
13 Valparaiso	20
6 Evansville	41
20 St. Joseph's - HC	21
14 Ball State	13
26 Butler	38
21 DePauw	14
33 Hanover	13

Coach: Mark Dean



Paul Selge
1955
2-7-0, .222

1955 (2-7)

13 Eastern Illinois	33
6 Ball State	19
0 St. Joseph's	27
9 Valparaiso	27
26 Franklin - HC	7
6 Hanover	20
19 Evansville	33
14 DePauw	6
19 Butler	25

Coach: Paul Selge

1956 (2-6)

13 E. Illinois	7
19 Valparaiso - HC	33
0 Butler	33
13 St. Joseph's	59
14 Ball State	26
27 Anderson	7
14 Evansville	26
13 DePauw	46

Coach: Mark Dean



Bill Jones
1957-65
32-37-1, .444

1957 (1-6)

14 Eastern Illinois	0
7 Evansville	27
3 DePauw - HC	6
0 Butler	13
0 St. Joseph's	42
7 Anderson	23
0 Ball State	20

Coach: Bill Jones

1958 (2-6)

8 Eastern Illinois	30
6 Evansville	21
14 DePauw	16
8 Butler - HC	31
0 St. Joseph's	44
14 Valparaiso	12
8 Ball State	26
19 Hanover	13

Coach: Bill Jones

1959 (5-3)

7 Eastern Illinois	6
6 Evansville	8
28 DePauw	20
20 St. Joseph's	41
7 Valparaiso	14
29 Ball State	28
19 Hanover	8
19 Hanover	16

Coach: Bill Jones

1960 (3-4)

0 Eastern Illinois	30
7 Evansville	11
7 DePauw	15
14 Butler - HC	21
21 St. Joseph's	7
14 Valparaiso	13
26 Ball State	23

Coach: Bill Jones

1961 (2-6)

20 Eastern Illinois	23
20 Indiana Central	26
7 Valparaiso	20
14 Evansville - HC	15
41 Ball State	0
0 Butler	26
14 DePauw	28
13 St. Joseph's	9

Coach: Bill Jones

1962 (5-3)

0 Eastern Illinois	13
40 Indiana Central	0
10 Valparaiso - HC	11
26 Evansville	7
22 Ball State	0
20 Butler	41
13 DePauw	0
16 St. Joseph's	0

Coach: Bill Jones

1963 (4-4)

14 Eastern Illinois	6
20 Illinois State	7
14 Valparaiso	19
29 Evansville - HC	7
7 Ball State	15
6 Butler	7
0 DePauw	21
28 St. Joseph's	0

Coach: Bill Jones

1964 (6-2)

25 Eastern Illinois	14
26 Illinois State	7
35 Valparaiso - HC	6
14 Evansville	20
17 Ball State	0
2 Butler	7
6 DePauw	0
35 St. Joseph's	8

Coach: Bill Jones

1965 (4-3-1)

17 Eastern Illinois	0
7 Butler	27
42 Illinois State	21
6 St. Joseph's	14
24 Valparaiso - HC	21
14 Evansville	0
15 Ball State	52
14 DePauw	14

Coach: Bill Jones



Jerry Huntsman
1966-72
43-24-1, .439

1966 (6-2)

32 at Eastern Illinois	0
6 at Butler	28
25 Illinois State	6
19 St. Joseph's - HC	0
19 at Valparaiso	16
20 Evansville	18
20 at Ball State	31
30 DePauw	8

Coach: Jerry Huntsman

1967 (6-4)

41 Eastern Illinois	6
23 Butler	7
0 at Northern Illinois	34
13 at St. Joseph's	0
47 Valparaiso - HC	12
15 at Evansville	14
24 Ball State	26
14 at DePauw	17
7 Western Illinois	26
9 at Tampa	7

Coach: Jerry Huntsman

1968 (9-1)

23 at Eastern Illinois	0
13 at Akron	41
28 at Butler	12
19 Northern Illinois	7
48 St. Joseph's - HC	6
28 at Valparaiso	0
40 Evansville	14
20 at Ball State	14
41 DePauw	17
14 at Western Illinois	10

Coach: Jerry Huntsman

1969 (6-3-1)

41 Eastern Illinois	6
7 at Western Kentucky	7
14 at Evansville	8
14 Eastern Michigan - HC	13
26 at Ball State	0
7 at Southern Illinois	29
54 at Butler	31
42 Illinois State	25
24 Central Michigan	25
12 at Eastern Kentucky	14

Coach: Jerry Huntsman

1970 (5-5)

28 at Eastern Illinois	18
6 Western Kentucky	30
20 Evansville	7
21 at Eastern Michigan	25
26 Ball State - HC	28
17 at Akron	8
61 Butler	0
28 at Illinois State	7
7 at Central Michigan	17
0 Eastern Kentucky	9

Coach: Jerry Huntsman

1971 (4-4)

21 at Western Illinois	23
28 Eastern Illinois	7
21 at Evansville	13
6 Central Michigan	21
17 at Ball State	20
19 Illinois State - HC	23
14 at Butler	21
17 Southern Illinois	3
37 Akron	10
15 Drake	27

Coach: Jerry Huntsman

1972 (7-3)

7 Cincinnati	10
17 at Eastern Illinois	14
28 Evansville	6
0 at Central Michigan	34
10 Ball State	21
32 at Illinois State	8
49 Butler	21
41 Western Illinois - HC	7
21 Akron	17
31 at Southern Illinois	3

Coach: Jerry Huntsman



Tom Harp
1973-77
20-31-0, .392

1973 (4-7)

24 at Northern Illinois	42
17 at Eastern Illinois	0
14 Eastern Michigan	25
3 at Arkansas State	9
17 at Ball State	18
7 Central Michigan - HC	21
41 at Butler	13
22 Western Illinois	14
14 at Akron	31
17 Illinois State	21
36 Southern Illinois	17

Coach: Tom Harp

1974 (5-5)

21 Eastern Illinois	6
10 Southern Illinois	8
23 at Northern Illinois	14
31 Ball State	22
0 at Central Michigan	49
3 at Western Carolina	18
56 Butler - HC	27
21 Akron	22
7 at Illinois State	16
7 at Western Illinois	32

Coach: Tom Harp

1975 (5-5)

7 at Eastern Michigan	30
23 at Southern Illinois	21
16 at Ball State	20
21 Northern Illinois	10
56 Dayton	14
42 Illinois State - HC	13
11 at Akron	14
26 Nebraska-Omaha	9
7 at Tulsa	62
7 at Delaware	46

Coach: Tom Harp

1976 (3-7)

31 Arkansas State	21
14 Dayton	20
7 Akron	34
28 Northern Illinois - HC	10
13 at Central Michigan	16
14 at Illinois State	24
2 Southern Illinois	21
9 at Ball State	24
20 at Wichita State	17
14 at VMI	26

Coach: Tom Harp

1977 (3-7)

7 at McNeese State	25
14 at Southern Illinois	9
14 Western Carolina	15
3 at Akron	20
23 at Drake	20
20 Illinois State - HC	10
20 at West Texas State	31
18 Ball State	42
14 Wichita State	41
16 at Louisville	27

Coach: Tom Harp



Dick Jamieson
1978-79
11-11-0, .500

1978 (3-8)

9 New Mexico State	14
31 Western Illinois	20
8 at Eastern Michigan	27
12 at Louisville	31
0 at Ball State	7
13 Drake - HC	0
7 West Texas State	36
0 at N.E. Louisiana	14
7 Southern Illinois	28
14 at Illinois State	27
42 Wichita State	18

Coach: Dick Jamieson

1979 (8-3)

19 Drake	12
28 at Wichita State	9
17 at Western Illinois	14
40 at New Mexico State	23
28 at Akron	27
18 Ball State	13
17 at West Texas State	33
10 Louisville - HC	34
23 Illinois State	21
38 at Southern Illinois	41
38 N.E. Louisiana	21

Coach: Dick Jamieson



Dennis Roetz
1980-97
94-105-1, .473

1980 (6-5)

13 at Drake	10
14 Eastern Illinois	0
27 Akron	9
20 at Wichita State	46
19 Southern Illinois - HC	6
17 at Louisville	27
0 at Illinois State	9
37 West Texas State	18
7 at Tulsa	30
33 New Mexico State	28
21 at Ball State	28

Coach: Dennis Roetz

1981 (5-5-1)

8 at N.E. Louisiana	38
14 at Drake	17
41 New Mexico State	6
14 Wichita State	14
31 Ball State	7
19 Tulsa	20
34 Illinois State	14
3 Southern Illinois	17
14 at West Texas State	17
27 at Eastern Illinois	14
42 at Marshall	0

Coach: Dennis Roetz

All-Time Yearly Results

1982 (5-6)

10	at Central Michigan	35
14	New Mexico State	10
13	McNeese State	10
17	at Ball State	0
29	at Drake	19
0	at Maryland	38
12	Eastern Illinois - HC	16
9	at Southern Illinois	21
24	Illinois State	7
23	at Louisville	35
14	at Tulsa	48

Coch: Dennis Roetz

1983 (9-4)

10	N.E. Louisiana	9
26	UNI	0
13	at Florida	17
33	Central Missouri	7
20	at Illinois State	37
35	Ball State	14
24	Wichita State	22
21	Southern Illinois - HC	34
17	at Eastern Illinois	13
31	at West Texas State	20
38	at Drake	0
16	*Eastern Illinois	13
7	*at Southern Illinois	23

*IAA Playoffs
Coch: Dennis Roetz

1984 (9-3)

42	Wayne State	6
24	Eastern Illinois	17
19	Illinois State	7
27	Central Missouri	3
34	n-Ball State	6
44	at Louisville	21
17	Drake - HC	3
27	at Southern Illinois	10
38	Central Florida	0
17	Tulsa	24
2	at Western Illinois	22
41	*Middle Tennessee St.	42

n-played at Hoosier Dome
*IAA Playoffs
Coch: Dennis Roetz

1985 (4-6)

31	St. Cloud State	14
7	at Eastern Illinois	39
10	at Kansas	37
17	Drake	10
27	at West Texas St.	29
7	at UNI	24
42	Western Illinois - HC	24
41	Southern Illinois	38
27	n-Ball State	29
21	at Illinois State	24

Coch: Dennis Roetz

1986 (3-8)

27	St. Cloud St.	18
14	Missouri State	10
9	at Iowa State	64
6	at Kansas	20
3	n-Ball State	16
14	at Southern Illinois	16
28	Illinois State - HC	38
27	Buffalo	0
14	at Cincinnati	46
14	Eastern Illinois	31
10	at UNI	45

Coch: Dennis Roetz

1987 (5-6)

35	Salem College	0
0	Boston University	34
12	at Western Illinois	42
14	UNI	38
0	Missouri State	42
0	at Georgia Tech	38
14	Eastern Illinois	20
10	at Illinois State	3
24	Southern Illinois—HC	15
40	Cincinnati	16
24	Ball State	23

Coch: Dennis Roetz

1988 (5-6)

38	Salem College	17
0	at Florida	58
21	Western Illinois	24
24	Eastern Illinois	12
27	Missouri State	24
7	at Southern Illinois	10
26	Illinois State—HC	18
24	at UNI	6
7	at Youngstown State	25
21	at Cincinnati	40
10	Ball State	24

Coch: Dennis Roetz

1989 (4-7)

21	Central Missouri St.	15
10	at SNG	31
42	Austin Peay	15
7	at Eastern Illinois	21
14	at Minnesota	34
19	Youngstown State	20
21	UNI — HC	24
13	at Illinois State	15
27	Ball State — HD	34
35	Southern Illinois	24
13	at Western Illinois	7

Coch: Dennis Roetz

1990 (4-7)

37	Central Missouri St.	16
17	at Southern Illinois	20
26	Missouri State	33
13	at Purdue	41
10	at Western Illinois	28
52	Murray State	0
22	Eastern Illinois	31
33	UNI — HC	23
0	at Ball State	42
24	Illinois State	28
29	at Western Kentucky	27

Coch: Dennis Roetz

1991 (5-6)

25	at Kansas State	26
35	Central Missouri State	6
39	Concord College	8
10	Ball State	14
3	at Illinois State	6
16	Eastern Illinois	15
19	at Missouri State	68
23	Southern Illinois — HC	30
7	Western Illinois	6
21	at UNI	49
31	Western Kentucky	14

Coch: Dennis Roetz

1992 (6-5)

3	at Oklahoma State	35*
14	at Western Kentucky	34
12	Illinois State	7
66	Lock Haven	13
24	Youngstown State	30
28	at Eastern Illinois	31
63	Glenville State	49
30	at Western Illinois	42
13	UNI — HC	34
31	Missouri State	28
35	at Southern Illinois	42

*Game forfeited to ISU
Coch: Dennis Roetz

1993 (4-7)

21	at Air Force	63
10	at Minnesota	27
21	at Missouri State	31
27	Eastern Illinois	24
10	at UNI	17
3	at Illinois State	17
41	Western Kentucky — HC	14
26	Southern Illinois	35
10	at Youngstown State	17
49	West Virginia Tech	6
16	Western Illinois	6

Coch: Dennis Roetz

1994 (5-6)

17	at Toledo	20
41	Lock Haven	14
63	West Virginia Tech	0
12	Illinois State	7
10	UNI	11
27	at Southern Illinois	14
17	at Western Illinois	38
7	Missouri State — HC	10
21	at Eastern Illinois	30
28	at Western Kentucky	16
3	Youngstown State	14

Coch: Dennis Roetz

1995 (7-4)

31	Mans Hill	0
10	at Mississippi	56
41	Glenville State	14
30	Western Illinois	13
52	Southern Illinois	3
16	at Missouri State	9
10	at UNI	27
27	Western Kentucky — HC	6
13	at Youngstown State	6
0	at Illinois State	25
6	Eastern Illinois	27

Coch: Dennis Roetz

1996 (6-5)

48	Mans Hill	0
3	at Kansas State	59
16	at Eastern Illinois	35
47	St. Joseph's	14
34	at Liberty	10
10	at Western Illinois	7
24	at Southern Illinois	13
23	Illinois State—HC	7
20	at Western Kentucky	27
19	UNI	34
12	Missouri State	27

Coch: Dennis Roetz

1997 (3-8)

0	at Murray State	13
19	Kentucky State	6
6	at North Texas	41
19	Southern Illinois	14
0	Youngstown State — HC	31
7	at Missouri State	22
3	Western Illinois	37
16	at Illinois State [2OT]	13
14	Eastern Illinois	21
14	Western Kentucky	21
21	at UNI [3OT]	29

Coch: Dennis Roetz



Tim McGuire
1998-2004
24-55-0, .304

1998 (5-6)

0	at Kansas State	66
21	at SE Missouri State	14
14	at Youngstown State	20
38	St. Joseph's (Ind.)	7
20	Illinois State	24
24	Missouri State — HC	14
27	at Southern Illinois	21
28	UNI	31
9	at Western Illinois	26
14	at Western Kentucky	42
66	Murray State	10

Coch: Tim McGuire

1999 (3-8)

0	at Iowa State	33
0	at Oklahoma	49
24	at Eastern Kentucky	31
28	Youngstown State	31
17	at Illinois State	20
34	SE Missouri State	13
39	Western Illinois — HC[OT]	36
21	at UNI	44
66	Southern Illinois	44
30	Western Kentucky[OT]	34
14	at Missouri State	31

Coch: Tim McGuire

2000 (1-10)

24	Eastern Illinois	42
10	Eastern Kentucky	34
0	at Western Michigan	56
24	at Murray State	41
7	at Western Illinois	49
7	Missouri State	24
0	Illinois State	21
17	UNI — HC	49
7	at Youngstown State	42
23	Southern Illinois	22
3	at Western Kentucky	28

Coch: Tim McGuire

2001 (3-8)

0	at Tulsa	51
14	at Eastern Illinois	44
21	at Eastern Michigan	14
13	Stephen F. Austin	31
21	Youngstown State	35
9	Western Kentucky	22
25	at Missouri State	19
20	Southern Illinois — HC	14
13	at UNI	34
17	at Illinois State	31
15	Western Illinois	52

Coch: Tim McGuire

2002 (5-7)

17	at Western Michigan	48
14	Cumberland	10
21	at Ball State	23
19	at Eastern Illinois	26
34	Murray State [OT]	31
16	at Youngstown St.	31
23	Missouri State [OT]	21
21	at Western Illinois	52
7	at Western Kentucky	24
21	UNI — HC	19
21	at Southern Illinois	14
12	Illinois State	20

Coch: Tim McGuire

2003 (3-9)

7	at Ball State	31
13	Florida International	10
3	at Indiana	33
17	at Murray State	10
23	Eastern Illinois	7
14	Southern Illinois	37
14	at UNI	22
24	Youngstown St. [OT]	30
14	Western Kentucky — HC	59
10	at Missouri State	45
28	Western Illinois	34
3	at Illinois State	38

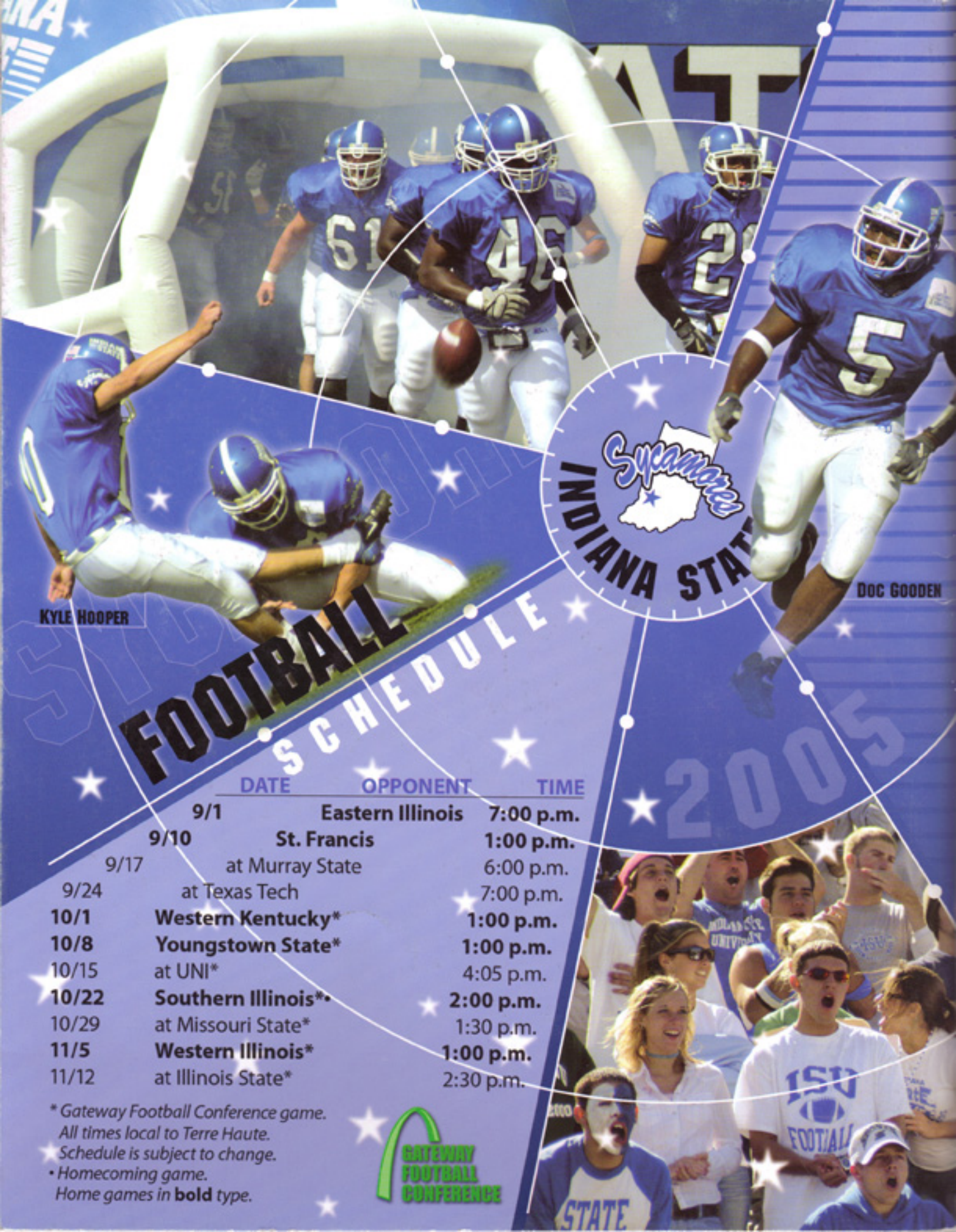
Coch: Tim McGuire

2004 (4-7)

0	at Miami (Ohio)	49
33	at Eastern Illinois [OT]	30
28	Murray State	21
41	UT-Martin	24
41	Illinois State [2OT]	38
27	at Western Illinois	29
28	Missouri State	31
9	at Western Kentucky	31
20	at Youngstown St.	45
6	UNI	58
10	at Southern Illinois	59

Coch: Tim McGuire





KYLE HOOPER

DOC GOODEN



FOOTBALL SCHEDULE

DATE	OPPONENT	TIME
9/1	Eastern Illinois	7:00 p.m.
9/10	St. Francis	1:00 p.m.
9/17	at Murray State	6:00 p.m.
9/24	at Texas Tech	7:00 p.m.
10/1	Western Kentucky*	1:00 p.m.
10/8	Youngstown State*	1:00 p.m.
10/15	at UNI*	4:05 p.m.
10/22	Southern Illinois*	2:00 p.m.
10/29	at Missouri State*	1:30 p.m.
11/5	Western Illinois*	1:00 p.m.
11/12	at Illinois State*	2:30 p.m.

* Gateway Football Conference game.
 All times local to Terre Haute.
 Schedule is subject to change.
 • Homecoming game.
 Home games in **bold** type.

