



2012-13 Iona Gaels Basketball

Athletic Communications • 715 North Avenue • New Rochelle, NY 10801 • 914-633-2334 • Fax: 914-633-2072

MEN'S BASKETBALL GAME NOTES

MBB Contact: Brian Beyrer, Associate AD/Athletic Communications (e-mail: BBeyrer@iona.edu)

February 23, 2012

QUICK FACTS

Location..... New Rochelle, NY, 10801
 President..... Dr. Joseph E. Nyre
 Athletics Director..... Eugene Marshall, Jr.
 Head Coach..... Tim Cluess (Hofstra '83)
 Record at Iona..... 65-32 (.670)/third season
 Overall Record..... 163-55 (.748)/seventh season
 Web Site:..... ICGaels.com

2012-13 SCHEDULE/RESULTS

Overall: 15-12 H: 9-1 A: 5-8 N: 1-3 MAAC: 9-7

Date	Opponent	Time/Result
11/9/12	DENVER (ESPN3)	W, 65-58
2012 Ezybonds U.S. Virgin Islands Paradise Jam		
11/16/12	vs. Quinnipiac (ParadiseJam.com)	L, 92-98 OT
11/17/12	vs. Wake Forest (ParadiseJam.com)	W, 94-68
11/19/12	vs. Illinois-Chicago (ParadiseJam.com)	L, 81-86
11/28/12	NIAGARA* (Iona Insider)	W, 83-72
12/5/12	at Saint Peter's* (Iona Insider)	L, 62-64

ECAC/MSG Holiday Festival - Madison Square Garden

12/8/12	vs. Rutgers (MSG Network)	L, 73-81
12/15/12	at Georgia (SNY / CSS)	W, 81-78 OT
12/18/12	LIBERTY (Iona Insider)	W, 87-69
12/20/12	at La Salle	L, 74-88
12/23/12	NORFOLK STATE (Iona Insider)	W, 100-72
12/28/12	at Saint Joseph's	L, 91-96
12/31/12	at St. Bonaventure	W, 93-74
1/4/13	at Siena* (ESPN3)	W, 66-62
1/6/13	MANHATTAN* (Iona Insider)	W, 78-70
1/10/13	at Marist* (Iona Insider)	W, 86-82
1/13/13	CANISIUS* (Iona Insider)	W, 97-87
1/18/13	FAIRFIELD* (ESPNU)	W, 84-73
1/20/13	at Rider* (Iona Insider)	L, 62-67
1/25/13	SAINT PETER'S* (Iona Insider)	W, 90-71
1/27/13	at Loyola Maryland*	W, 79-71
1/31/13	at Niagara* (ESPN3)	L, 90-93 OT
2/2/13	at Canisius* (Iona Insider)	L, 74-77
2/7/13	MARIST* (Iona Insider)	L, 104-105 2OT
2/9/13	RIDER* (ESPN3)	W, 78-71
2/15/13	at Manhattan* (ESPNU)	L, 73-74 2OT
2/18/13	at Fairfield* (SNY)	L, 64-66
2/23/13	at Indiana State (ESPNU, ESPN Bracketbusters)	11:00 am
3/1/13	LOYOLA MARYLAND* (ESPN2)	7:00 pm
3/3/13	SIENA* (Iona Insider)	2:00 pm
3/8-11/13	MAAC Championship - Springfield, MA	

Home events in CAPS and BOLD; MAAC Games noted by an asterisk

IONAINSIDER.COM

LISTEN LIVE - IonaInsider.com - Gary Stanley and Ed Ingles
 WATCH LIVE - ESPNU - Doug Sherman and Sean Harrington



Gaels and Sycamores Hook Up In Bracketbusters

The Iona College men's basketball team (15-12) takes a break from conference play when they take on Indiana State (16-11) at the Hulman Center. The two teams square off in the 2013 Ramada Worldwide Bracketbusters event on ESPNU.



In Memory of
 Mike Haynes
 1990-2012

IONA VS. INDIANA STATE - SERIES HISTORY

The Gaels and Sycamores meet for the first time in history.

SCOUTING INDIANA STATE


Like the Gaels, the Sycamores have struggled in February posting a 2-4 record against their MVC foes. Indiana State stands in fourth place in the Missouri Valley standings. Junior point guard Jake Odum leads three double-digit scorers at 14.4 ppg and with 124 assists. He has done a lot of damage from the charity stripe converting 161 free throws, the fourth highest total in the nation this year. Junior wing Manny Arop averages 12.7 ppg and a team-leading 5.1 rpg. Junior forward R.J. Mahurin averages 10.0 ppg. Junior guard Lucas Eitel has converted a team best 34 3FG at a 43.6% clip.

IONA VERSUS THE MISSOURI VALLEY CONFERENCE

The Gaels are 3-6 all-time vs. current Missouri Valley Conference opponents with two wins over the Creighton and one over Wichita State. The Gaels last faced an MVC squad when topped Creighton at the Old Spice Classic four years ago. The Shockers are the Gaels' most frequent opponent with four match ups between the two squads. In addition to the 1-3 record against Wichita State and the 2-1 record vs. Creighton, Iona has lost single games to Evansville and Illinois State.

FOR STARTERS - POTPOURRI CATEGORY

- Iona has dropped five of its last six contests by a combined total of 10 points including three overtime defeats. The Gaels seven MAAC losses this year have been by a total of 17 points.
- Junior **Sean Armand** became the 34th player in Iona history to record 1,000 points in the Gaels win at Rider.
- Armand's 97 three-pointers this season are a new school single season record. He broke **Steve Burtt Jr.'s** 96 trifectas from 2005-06.
- Senior **Lamont Jones** recorded his 1,000th career point during his time at Iona at Niagara. He recorded his 1,500th career NCAA point at Rider.
- Jones has posted 174 free throws made, the fourth highest single-season total in school history. He is just eight away from **Steve Burtt, Sr.'s** 182 makes in 1981-82.



Iona vs. Indiana State

Overall: 0-0 (---)
 Home: 0-0
 Away: 0-0
 Neutral: 0-0

ALL-TIME MEETINGS

Date	W-L	Score	Site
First Meeting			
0 games			
Iona	0 pts	0.0 ppg	
ISU	0 pts	0.0 ppg	

GAELS IN THE BRACKETBUSTERS

Team	Opponent	Result	Site
2/18/06	Buffalo*	W, 93-75	H
2/17/07	Delaware	W, 52-50	A
2/23/08	Hofstra	L, 63-81	H
2/21/09	Boston Univ.	L, 57-63	A
2/19/10	Wm. & Mary*	W, 89-53	H
2/19/11	Liberty*	W, 77-57	A
2/18/12	Nevada*	W, 90-84	H

*TV game

2012-13 Iona College Gaels at a Glance

No.	Name	Cl.	Pos.	Ht.	Wt.	PPG	RPG	Of Note
Probable Starters								
0	Taaj Ridley (CAPTAIN)	Sr.	F	6-7	215	7.0	5.5	Averaging 9.6 ppg with two double-doubles since rejoining the starting lineup at CAN five games ago
2	Lamont Jones (CAPTAIN)	Sr.	G	6-0	196	22.9	3.1	Ranks No. 3 in the NCAA, No. 1 in MAAC in scoring... No. 30 in NCAA with 87.4% FT%
13	David Laury	So.	F	6-8	240	13.2	10.4	No. 2 in the MAAC with seven double-doubles, No. 2 in rebounding in MAAC games
22	Sean Armand (CAPTAIN)	Jr.	G	6-4	200	17.8	5.4	No. 3 in MAAC in scoring... No. 4 in nation and school record holder with 97 3FG
23	Tre Bowman	Jr.	G	6-5	195	8.4	3.7	Averaging 10.0 ppg in last seven appearances... Holds a 90.0% free throw percentage
Off the Bench								
1	DeSean Anderson	Jr.	F	6-8	200	0.4	0.6	Los Angeles native... Made first appearance vs. Wake Forest with 2 pts and 2 reb
3	Tavon Sledge	So.	G	5-9	175	6.3	3.1	One of three players (Armand, Jones) to appear in all 27 games.
5	A.J. English	Fr.	G	6-4	180	7.0	2.5	Three-time MAAC Rookie of the Week... Had surgery to repair broken right hand on Jan. 25
10	DaShawn Gomez	Jr.	G	6-2	190	2.0	0.8	Recorded 25 straight assists before a turnover vs. Fairfield... 3.9:1 A:T ratio this year
11	Grant Ellis	Fr.	G-F	6-5	195	--	--	Promising rookie that can play multiple position... Will red shirt 2012-13 season
32	Nyandigisi Moikobu (CAPTAIN)	Sr.	F	6-7	205	1.8	1.2	Appeared in 13 games off the bench, one of four returners (Jones, Armand, Ridley) from last year's team
33	Curtis Dennis	Sr.	F	6-5	205	4.2	1.6	Has converted 9-of-last-23 3FG attempts... Valuable asset off the bench



Head Coach

Tim CLUESS

Tim Cluess was named 12th head coach of the Iona College men's basketball program on April 8, 2010 and returns for his third season with the Gaels. Cluess came to New Rochelle with an impressive 20-year coaching resume after spending four seasons as head coach at C.W. Post in Brookville, NY.

One thing can be said about Cluess; he is a winner. After spending 14 years as head coach at St. Mary's High School in Manhasset, NY, Cluess spent the last five in the college ranks at Suffolk Community College and C.W. Post. He amassed a 120-33 record in those five years and had unprecedented success at both schools. When combining his high school record, Cluess has won more than 77 percent of his games coached.

In 2011-12 - his second season in New Rochelle - Cluess led Iona to its second straight 25-win season and the program's first-ever at-large bid into the NCAA Tournament. A 15-3 mark in Metro Atlantic Athletic Conference play was good for the regular season championship. Cluess mentored talented performers such as Haggerty Award Winner and MAAC Player of the Year Scott Machado and the Gaels' second-ever performer to score 1,000 points in less than two seasons, Mike Glover. The exciting style of play that Cluess promotes led the Gaels to become the NCAA Division I Statistical Champion in three different categories including: points per game (82.9/g), assists per game (19.3/g) and individual assists per game (Machado, 9.9/g)

Four seniors from the 2011-12 squad play on the professional level this upcoming season. Machado earned a spot on the NBA's Houston Rockets' 15-man roster following preseason training camp. Glover is play in Turkey and is joined by former teammate Randy Dezouvre in Europe in a Danish professional league. Jermel Jenkins is expected to play professionally in Australia in 2013.

In his first season in Maroon & Gold, the Gaels posted a 25-12 overall record and had appearances in the MAAC and CollegelInsider.com Postseason Tournament championship games. The Gaels broke numerous program records during his first season including: games played, field goals, field goal attempts, three-point field goals, three-point field goal attempts, points scored, rebounds, assists, least turnovers per game and best assist-to-turnover ratio. Iona also recorded its second highest assist per game total and third best steal total in school history

In his last season at C.W. Post, Cluess' Pioneers earned a 23-6 overall record, earning victories in 19 of their last 21 contests. The squad earned its fourth straight berth in the East Coast Conference championship game. Cluess was named the ECC Co-Coach of the Year, his third straight honor.

In 2008-09, C.W. Post had its finest season in history, setting a school record with 30 victories. Standing among the top 10 teams in the nation from January through March in 2009, the Pioneers were ranked as high as No. 2 at one point in the year. The squad posted an undefeated regular season, winning all 24 games for the first time in school history. C.W. Post won its second straight ECC regular season and tournament championship titles and defeated Bentley in overtime in front of thousands on their home court to win the NCAA East Region Championship title and advance to the Elite Eight Tournament in Springfield, Mass. The second-ranked C.W. Post squad met top-seeded Findlay University in the semifinal round and lost a heartbreaker to the eventual National Champions, 89-79, in overtime. In the final Division II national rankings, C.W. Post was ranked first in scoring margin (22.4) and second in assists per game (20.3).

For his outstanding efforts, Cluess was named the Basketball Times Division II Co-Coach of the Year as well as Metropolitan Basketball Writers Association Division II Coach of the Year for the second straight season.

The 2007-08 season saw Cluess' squad post a 26-5 overall record, including an 18-2 clip in the conference. C.W. Post claimed its first regular season and conference titles since the 2003-04 season with a 60-57 win to advance to the NCAA Northeast Regional at Bentley College. He was voted the ECC Coach of the Year by his peers, and was named the MWBA Division II Coach of the Year.

In 2006-07, his first year at the helm, Cluess guided the Pioneers to a 19-11 record and an appearance in the ECC Championship game. He improved the team's win total by six from the season before he took over the program.

Cluess was named the eighth head men's basketball coach in the 50-year history of the Pioneers' program in April of 2006, after spending the 2005-06 campaign as the head men's basketball coach at Suffolk Community College in Brentwood, NY. He led a team of eight players to a 22-10 record overall, as well as a Region XV championship and a fourth-place finish in the NJCAA Division III Tournament. The trip to the national tournament was the first in the Longhorns' history, and Cluess was tabbed the District 5 Coach of the Year.

Prior to his ascent to the college ranks, Cluess was a standout head coach at St. Mary's High School in Manhasset, NY from 1991-05, where the Gaels went a remarkable 264-78 (.772) during his tenure. St. Mary's won a record eight consecutive Nassau-Suffolk Catholic High School Athletic Association league championships from 1997-98 to 2004-05. In that final season with Cluess as their mentor, the Gaels went 25-1 and finished the season ranked in the Top 20 nationally after holding the No. 1 ranking for eight weeks of the campaign.

Cluess helped develop more than 50 players who moved on to the collegiate and professional ranks at St. Mary's including former North Carolina standout and current Cleveland Cavalier Danny Green. He won four state titles and two Federation championships at the Manhasset school. Cluess was a seven-time coach of the year in the high school ranks and earned tournament wins in national tournaments such as the Beach Ball Classic and the Las Vegas Prep Classic.

Cluess played professional basketball in Europe and Australia after a collegiate career at both St. John's and Hofstra. He attended St. John's from 1978-81, before completing his coursework at Hofstra from 1982-83. Cluess, who holds a bachelor's degree in Accounting from Hofstra, currently resides in Floral Park, N.Y. with his wife, Karen, and their two children - Kevin, 16 and T.J., 14.

THE CLUESS FILE

Year at Iona:	Third Season
Birth Date:	March 9, 1959
Age:	53
Hometown:	West Hempstead, N.Y.
Wife:	Karen
Children:	Kevin (16), T.J. (14)
High School:	St. Agnes HS Rockville Centre, N.Y.
College:	BA, Hofstra University, 1983

ATHLETIC PLAYING BACKGROUND

St. Agnes High School
Rockville Centre, N.Y.

St. John's University
Jamaica, N.Y.

Hofstra University
Hempstead, N.Y.

Professional Basketball
Europe and Australia

BASKETBALL COACHING EXPERIENCE

1991-2005

Head Coach

St. Mary's High School, Manhasset, NY

2005-2006

Head Coach

Suffolk Community College

2006-2010

Head Coach

Long Island University - C.W. Post

2010-present

Head Coach

Iona College

COACHING RECORD

Year	School	Position	W-L	Postseason
1991-05	St. Mary's	Head Coach	265-78	
2005-06	Suffolk CC	Head Coach	22-10	NJCAA D-III
2006-07	C.W. Post	Head Coach	19-11	
2007-08	C.W. Post	Head Coach	26-5	NCAA D-II
2008-09	C.W. Post	Head Coach	30-1	NCAA D-II
2009-10	C.W. Post	Head Coach	23-6	
2010-11	Iona	Head Coach	25-12	CIT Final
2011-12	Iona	Head Coach	25-8	NCAA 1st Round
2012-13	Iona	Head Coach	15-12	
Head Coach, 4-yr institutions		Seventh year	163-55 (.748)	
Career Head Coach		22nd year	450-143 (.759)	



TALE OF THE TAPE		
Iona		Indiana State
15-12	Overall Record	16-11
4-6	Last 10 Games	5-5
132 of 347	RPI*	64 of 347
81.5	Scoring Offense	67.6
76.8	Scoring Defense	65.4
+4.7	Scoring Margin	+2.1
.454	FG%	.442
.382	3-pt FG%	.333
.770	FT%	.710
.449	Opponent FG%	.410
.378	Opponent 3-pt FG%	.328
.662	Opponent FT%	.684
36.2-37.1	Rebounding Difference	34.1-33.9
-0.9	Rebound Margin	+0.2
15.4	Assists/game	11.7
12.0	Turnovers/game	12.9
6.6	Steals/game	5.6
3.1	Blocks/games	3.3

*-from Live-RPI.com (2/22/13)

- With Iona's win at Loyola, head coach **Tim Cluess** has earned a win in each of 10 building in the MAAC.
- The Gaels have used 13 different starting lineups this season the most prolific being **David Laury, Taaj Ridley, Sean Armand, Tavon Sledge** and **Lamont Jones** (5-1).
- Laury, Ridley and Armand each posted 10 or more rebounds in the loss to Marist, the first time since 2005 Iona had three players reach double-digit rebounding numbers in the same game.

REMEMBERING MIKE HAYNES

The Iona College men's basketball program has dedicated their 2012-13 campaign to the memory of Mike Haynes, a recruit that was tragically murdered in his native Chicago in July. The team will wear a memorial patch on their uniforms with Haynes' initials "MH" on their left shoulder.

THIS IS OUR HOUSE

Iona has posted a 43-8 record at the Hynes Athletics Center since the start of the 2009-10 campaign

- Including 9-1 this season, the Gaels were 11-3 in 2009-10, 12-3 in 2010-11 and 10-1 in 2011-12.
- The Maroon & Gold snapped a 15-game home winning streak with its loss to Marist on Feb. 7.

THE DL3 FACTOR

- Sophomore **David Laury** earned his MAAC and ECAC Co-Player of the Week on Feb. 4.
- In 18 games Laury in the lineup, the Gaels are 10-8 and have averaged 82.5 points per game including seven with 90 or more (79.2 ppg in first nine).
- Laury has posted twelve 10+ point efforts and seven double-doubles.
- Laury is tied for No. 1 in the MAAC in rebounding (10.6/g) in conference games. Ineligible for the national and overall conference leader board under the percentage of games played standard, he would rank 10th in the nation in rebounding (10.4/g) and No. 2 in the MAAC.

THIS DAY IN IONA HISTORY

- Iona is 7-10 all-time on Feb. 23 and play for the first time since a Bracketbusters loss to Hofstra at home in 2008.
- The Gaels have lost four straight (2003, 2006, 2007 & 2008) are 1-3 on the road.

MILLENIUM MEN

- Junior **Sean Armand** became the 34th Iona player to record 1,000 points vs. Rider on Feb. 9.
- Senior **Lamont Jones** was the 33rd and just the fifth in his second season and in under 60 games played (55 GP).
- The Gaels' all-time leading scorer, **Steve Burft '84** recorded 1,065 points in 59 games as a freshman and sophomore. No. 3 **Gary Springer '84** posted 1,046 points in 59 games while No. 4 **Jeff Ruland** posted 1,170 points in 54 contests.
- Jones and Armand's former teammate **Mike Glover** accomplished the feat in his 54th game in Maroon & Gold.

2012-13 STARTING LINEUPS						
Opponent	F	F	G	G	G	Record
DENVER	Ridley	Dennis	Bowman	Armand	Jones	1-0
vs. Quinnipiac	Ridley	Bowman	Armand	Sledge	Jones	0-1
vs. Wake Forest	Jackson	Ridley	Bowman	Armand	Jones	-
vs. Illinois-Chicago	Jackson	Ridley	Bowman	Armand	Jones	1-1
NIAGARA	Jackson	Bowman	Armand	Sledge	Jones	-
at Saint Peter's	Jackson	Bowman	Armand	Sledge	Jones	-
vs. Rutgers	Jackson	Bowman	Armand	Sledge	Jones	1-2
at Georgia	Jackson	Armand	English	Sledge	Jones	-
LIBERTY	Jackson	Armand	English	Sledge	Jones	-
at La Salle	Jackson	Armand	English	Sledge	Jones	2-1
NORFOLK STATE	Laury	Armand	English	Sledge	Gomez	1-0
at Saint Joseph's	Laury	Armand	English	Sledge	Jones	0-1
at St. Bonaventure	Laury	Ridley	Armand	Sledge	Jones	-
at Siena	Laury	Ridley	Armand	Sledge	Jones	-
MANHATTAN	Laury	Ridley	Armand	Sledge	Jones	-
at Marist	Laury	Ridley	Armand	Sledge	Jones	-
CANISIUS	Laury	Ridley	Armand	Sledge	Jones	-
FAIRFIELD	Laury	Bowman	Armand	Sledge	Jones	-
at Rider	Laury	Bowman	English	Armand	Jones	0-1
SAINT PETER'S	Laury	Bowman	Armand	Sledge	Jones	-
at Loyola	Laury	Bowman	Armand	Sledge	Jones	-
at Niagara	Laury	Bowman	Armand	Sledge	Jones	3-1
at Canisius	Laury	Ridley	Bowman	Armand	Jones	-
MARIST	Ridley	Dennis	Bowman	Armand	Laury	0-1
RIDER	Laury	Ridley	Bowman	Armand	Jones	1-1
at Manhattan	Laury	Ridley	Armand	Sledge	Jones	5-1
at Fairfield	Ridley	Bowman	Armand	Gomez	Jones	0-1
at Indiana State						
LOYOLA						
SIENA						

2012-13 MAAC STANDINGS

SCHOOL	MAAC			OVERALL		
	W	L	PCT.	W	L	PCT.
Niagara	12	4	.750	16	11	.593
Loyola	11	5	.688	19	9	.679
Canisius	10	6	.625	17	10	.621
Rider	10	6	.625	15	13	.536
IONA COLLEGE	9	7	.563	15	12	.556
Fairfield	9	7	.563	17	11	.607
Manhattan	8	8	.500	10	16	.385
Siena	4	12	.250	6	21	.222
Marist	4	12	.250	7	20	.259
Saint Peter's	3	13	.188	8	18	.308

THIS WEEK'S MAAC ACTION

Saturday, February 23, 2013

IONA COLLEGE AT INDIANA STATE	11:00 AM
Canisius at Vermont.....	1:00 pm
Albany at Fairfield.....	1:00 pm
Saint Peter's at Hampton.....	2:00 pm
Manhattan at Buffalo.....	2:00 pm
Northwestern State at Niagara.....	3:00 pm
Charleston Southern at Rider.....	5:00 pm
Loyola at Tennessee State.....	7:00 pm
VMI at Marist.....	7:00 pm

Sunday, February 24, 2013

Radford at Siena.....	12:00 pm
-----------------------	----------

Thursday, February 28, 2013

Rider at Niagara.....	7:00 pm
Saint Peter's at Canisius.....	7:00 pm

Friday, March 1, 2013

Marist at Siena.....	7:00 pm
LOYOLA AT IONA COLLEGE	7:00 PM
Fairfield at Manhattan.....	9:00 pm

Saturday, March 2, 2013

Rider at Canisius.....	2:00 pm
Saint Peter's at Niagara.....	3:00 pm

Sunday, March 3, 2013

Manhattan at Loyola.....	12:00 pm
Fairfield at Marist.....	2:00 pm
Siena at Iona.....	2:00 pm
SAINT PETER'S AT IONA COLLEGE	5:00 PM

END OF REGULAR SEASON

ATTENTION ANDROID AND IPHONE USERS!!!

Download ICGaels.com Official Mobile App for free by scanning the QR Code Below. Iona Athletics' official mobile home features: latest news, schedules, scores, rosters, player profiles, photo galleries and live stats. For a nominal fee you can upgrade to the premium app to listen to Iona basketball live or view on-demand video from Iona Insider.

iPhone Users



Android Users



Individual Career Totals

Player	G	Pts	Reb	Asst	Blk	Stl
Lamont Jones	128	1,701	305	332	5	95
Sean Armand	97	1,031	261	140	18	68
Curtis Dennis	90	547	173	64	11	59
Taaj Ridley	58	396	269	41	14	32
David Laury	18	238	187	24	31	20
Tre Bowman	41	223	98	25	6	15
Tavon Sledge	35	179	83	91	5	31
A.J. English	17	119	42	22	6	14
DaShawn Gomez	31	59	26	46	0	11
Nyandigisi Moikobu	30	38	33	8	1	0
DeSean Anderson	5	2	3	0	0	0

GAELS IN THE BRACKETBUSTERS

- For the fourth straight year, Iona has been selected for a TV game in the ESPN Bracketbusters event.
- Iona, Northern Iowa and Wichita State are the only teams to earn a fourth straight ESPN Bracketbusters television appearance.
- The last three seasons, Iona earned TV match ups vs. William and Mary (2010), at Liberty (2011) and vs. Nevada (2012).
- It is the fifth time in eight years Iona appeared on the ESPN family of networks for the Bracketbusters event.

NCAA SCORING LEADERS		
Players	Team	PPG
Erick Green	Va. Tech	25.2
Nate Wolters	SDak State	23.1
Lamont Jones	Iona	22.9
Doug McDermott	Creighton	22.5
Travis Bader	Oakland	22.2

NCAA SCORING LEADERS

- Senior **Lamont Jones** is third in the nation in scoring (22.9 ppg).
- Va. Tech's Erick Green leads the nation (25.2).
- The Gaels are the reigning NCAA Division I scoring champions, averaging 82.9 ppg. This year the team's 81.5 ppg ranks No. 3 in the NCAA.

DYNAMIC DUO

- Senior **Lamont Jones** and junior **Sean Armand** are the No. 1 scoring duo in NCAA Division I through Friday's games.
- Combined, they average 40.7 ppg, 1.7 more than BYU's Tyler Haws and Brandon Davies.
- Iona, CS Fullerton and BYU are the only teams in NCAA Div. I with more than one 17.5+ ppg scorer.
- Armand, Jones, **David Laury** or **Tre Bowman** have scored 20 or more points in the same game in 10 contests surpassing last year's total of seven games with two players scoring 20 or more.
- Jones and Armand are the No. 1 and No. 3 scorers in the MAAC.

NCAA SCORING DUO LEADERS		
Players	Team	PPG
Jones/Armand	Iona	40.7
Haws/Davies	BYU	39.0
Vinales/Hunter	Cent. Conn.	38.3
Green/Eddie	Va. Tech	37.9
Sealy/Vaughn	CS Fullerton	36.2
Gantt/Moody	Fla. Atlantic	35.6

KING OF THE HILL, TOP OF THE LIST

- In 2012-13, the Gaels are tied for the second most wins of the 14 NYC Metropolitan Area Division I basketball programs within 30 miles of the center of NY College basketball, Madison Square Garden.
- Last year, Iona tied for the top win total (25) and had the second best winning percentage (.758)
- Since 2009-10, Iona's **86** wins and **.672** win pct. are the highest in both categories.
- Since 1995-96, Iona holds the lead in wins (319, **ten** more than Hofstra and **28** more than No. 3 St. John's and the top win percentage (**.573**).

TOP NEW YORK METRO TEAMS (2009-13)				
Team	2009-2013		1995-2013	
	W-L	Pct	W-L	Pct
IONA	86-42	.672	319-238	.573
LIU Brooklyn	81-44	.658	251-274	.478
St. John's	67-57	.540	291-259	.529
Seton Hall	66-58	.532	286-262	.522
Wagner	58-60	.492	256-266	.490

DIAL "3" FOR LONG DISTANCE

- Junior **Sean Armand** became the second player in Iona history to reach the 200 three-point field goal milestone vs. Canisius.
- Recent Iona Hall of Fame inductee **Steve Burtt** sits a top the list with 263.
- Armand also holds the single-game (10) Iona record, Hynes Center single-game record (9) and single-season record (97).

IONA ALL-TIME 3-FG LEADERS		
No.	Player	3FG
1.	Steve Burtt	263
2.	SEAN ARMAND	237
3.	Jermel Jenkins	176
4.	Kyle Smyth	165
	Milan Prodanovic	165

Fun With Numbers

Tim Cluess' record by month...

	2010-11	2011-12	2012-13	Total
Nov.	3-3	4-1	3-2	10-6
Dec.	5-2	6-2	4-4	16-8
Jan.	5-4	7-2	7-2	19-8
Feb.	7-1	7-1	1-4	15-6
Mar.	5-2	1-2		6-4
Total	25-12	25-8	15-12	65-32

All-Time Win-Loss Records - 1,849 games played

- All-Time (1940-present) - 1,056-793 (.571)
- Home (1948-present) - 494-171 (.743)
- Away (1948-present) - 309-400 (.436)
- Neutral (1948-present) - 176-182 (.492)
- Overtime games (1947-present) - 47-44 (.516)
- **Home, Away Neutral not available 1940-47**

MAAC Records (1982-present) - 508 games played

- MAAC All-Time - 301-207 (.593)
- MAAC Home - 172-76 (.694)
- MAAC Away - 122-129 (.486)
- MAAC Neutral - 6-2 (.750)
- MAAC Tournament - 37-24 (.607)

Hynes Athletics Center Records (1974-present) - 475 games played

- Overall - 347-128 (.731)
- Non-Conference Games - 177-52 (.773)
- MAAC Games - 172-76 (.694)

- He has converted a three-point field goal in 39 straight games, the third longest active streak in the nation.

CONSEC. GAMES WITH A 3-POINTER

Players	Team	PPG
Omar Strong	Tx. Southern	59
Travis Bader	Oakland	49
SEAN ARMAND	IONA	39
Troy Daniels	VCU	37
Parker Smith	No. Florida	35

LET IT RAIN

- Since 2000-01, Iona has recorded 40 games with 10 or more three-point field goals.
- Five came in the seven seasons under head coach **Jeff Ruland** and seven came with **Kevin Willard** at the helm (three years).
- Under **Tim Cluess**, Iona has posted 29 games (11 this season) with double-digit trifectas including a matching a school record 18 twice (at Albany, Nov. 23, 2010; vs. Liberty, Dec. 18, 2012)
- Iona's top seven three-point field goal efforts have come with Cluess as head coach.
- Against Liberty, Iona's 41 three-point attempts set a new standard, surpassing 39 last season vs. Siena at MSG.

MOMENTUM CHANGERS

- Iona has drawn 57 offensive charges in 27 games this season (2.1/g).
- Seniors **Lamont Jones** (21) and **Taaj Ridley** (19) are the team's leaders.
- Both performers hold Iona's single-game high this season of four. Ridley vs. Quinnipiac in St. Thomas and Jones vs. Manhattan at home.

GAELS AMONG NCAA STAT LEADERS

- In addition to **Lamont Jones** No. 4 ranking in scoring, the team is also third in scoring offense (81.5).
- Iona is No. 5 in the nation in 3FG per game (9.1) and in FT% (77.0%)
- Junior **Sean Armand's** 3.59 3-pt FGs/g ranks No. 7 and 42.9 3FG% ranks No. 22
- Jones also ranks No. 30 in free throw percentage (87.4%).

FREE THROWS MADE		
Players	Team	FTM
Erick Green	Va. Tech	178
LAMONT JONES	IONA	174
Augustine Rubit	So. Alabama	166
Jake Odum	Indiana St.	161
Frank Gaines	IPFW	162

FROM THE CHARITY STRIPE

- Iona's 77.0% free throw percentage is No. 5 in the nation.
- The Gaels are on pace to break its previous single-season mark of 74.7% set in 1976-77.
- Rounding out the top five single seasons are: 1996-97 (74.0%), 1999-00 (72.5%), and 1978-79 (72.4%).
- Senior **Lamont Jones** is No. 2 on the squad with an 87.4% conversion rate ranking No. 30 in the nation. **He is No. 2 in the nation in free throws made (174).**

NCAA FT% LEADERS

Player	FT%
Davidson	81.4
South Dakota	77.6
CS Fullerton	77.3
Toledo	77.1
IONA	77.0
Northern Iowa	76.7

- Jones has posted three "perfect" games with 10 or more free throws attempted, a 14-for-14 effort vs. Rutgers and a 12-for-12 effort vs. Norfolk State. He has 1 games with 10 or more free throws made.

TOP 3: MAAC STAT LEADERS - TEAM

- **No. 1:** Scoring Offense, Scoring Margin, FT%, FG%, Rebounding Offense, Assists, A:T Ratio, and Def. Rebounds.
- **No. 2:** 3-pt FG%, Turnover Margin and 3FG Made.
- **No. 3:** None.

TOP 3: MAAC STAT LEADERS - INDIVIDUAL

- **No. 1:** Jones (22.9 ppg, 87.4%), Armand (3.6 3FG/g, 42.9 3FG%).
- **No. 2:** Sledge (1.8 A:T)
- **No. 3:** Armand (17.8 ppg), Jones (36.9 MPG).

MAAC PLAYERS OF THE WEEK

- Iona has been honored 19 times in the last two-plus seasons with a MAAC Player of the Week.
- Sophomore **David Laury** became the third Iona player to earn MAAC Player of the Week with his first career award on Feb. 4.
- Junior **Sean Armand** earned his first honor on Jan. 14.
- Senior **Lamont Jones** earned his 'second award on Dec. 17, the third of his career.
- Rookie **A.J. English** has earned three Rookie of the Week honors this season (Dec. 17, Dec. 23, and Jan. 7).
- Jones and English earned Player and Rookie honors on Dec. 17, believed to be the first time an Iona player earned both awards in the same week.

KEN POM NOTE 1: EFFECTIVE SHOOTING

- Junior **Sean Armand** is tied for third in the MAAC in effective FG%. The statistic takes into account the extra value of a made three pointer.
- Armand's 59.1% eFG% stands behind Canisius' Jordan Heath (59.3%) and Isaac Sosa (59.2%) and tied with Rider's Jonathon Thompson (59.1%)
- Armand is 66th in the nation in the statistic. SF Austin's Taylor Smith leads at 70.7%. The Sycamores' Jake Odum ranks 15th in the MVC at 51.3%.
- Sophomore **Tavon Sledge** is second on the team (7th in MAAC) at 52.9%.
- As a team, the Gaels rank 32nd in overall eFG% and 19th in offensive efficiency.

KEN POM NOTE 2: POSSESSIONS USED / OFFENSIVE RATING

- Senior **Lamont Jones** is No. 2 in the MAAC in "Percentage of Possessions Used".
- The statistic is measure of personal possessions used while the player is on the court and assigns credit or blame to a player when his actions end a possession.
- His 30.2 %Poss number is 0.5 behind Marist's Chavaughn Lewis.

IONA'S MAAC WEEKLY AWARDS UNDER CLEUSS	
Player (P/R)	Date
David Laury (P)	2/4/13
Sean Armand (P)	1/14/13
A.J. English (R)	1/7/13
A.J. English (R)	12/24/12
Lamont Jones (P)	12/17/12
A.J. English (R)	12/17/12
Lamont Jones (P)	11/19/12
Scott Machado (P)	2/20/12
Lamont Jones (P)	2/6/12
Scott Machado (P)	1/23/12
Mike Glover (P)	1/9/12
Mike Glover (P)	12/19/11
Mike Glover (P)	12/5/11
Scott Machado (P)	11/28/11
Scott Machado (P)	11/21/11
Scott Machado (P)	2/21/11
Sean Armand (R)	1/17/11
Mike Glover (P)	1/10/11
Scott Machado (P)	1/3/11
Mike Glover (P)	12/20/10
Mike Glover (P)	12/13/10
Mike Glover (P)	12/6/10
Kyle Smyth (P)	11/29/10

- **David Laury** is No. 2 on the team at 22.6% of Iona's possessions.
- Indiana State is led by Jake Odum (25.7%).
- **Sean Armand** leads the MAAC in Offensive Rating (121.0) among "Significant Contributors" (>20% of its team's possessions).
- Canisius' Billy Baron is second (113.3), Jones is fifth (110.4) and Laury is fifth (109.4). The Sycamores are led by Odum (fourth MVC, 113.6)
- Offensive Rating is a measure of personal offensive efficiency.

SECOND FASTEST TO 60

- Iona's win at Marist was head coach Tim Cluess' 60th as head coach of the Iona College men's basketball program. He is the 12th coach in school history and the seventh to reach the milestone.
- The fastest to win 60 games was **Tim Welsh**, who accomplished the feat in 79 games. Cluess reached the mark in 86 games. **Jim McDermott** is No. 3 in 88 games
- **Pat Kennedy** (90 games), **Jim Valvano** (100), **Jeff Ruland** (102) and **Gary Brokaw** (128) are the other four coaches to win more than 60 games.
- Cluess matched Iona's first head coach, **Br. Arthur Loftus** as the fastest to reach 50 wins in school history (68 games) vs. Marist in the MAAC Quarterfinal last season.
- He was the third fastest head coach to earn his 40th victory, needing 56 games. He trailed Welsh (53 games) and Br. Loftus (55).
- **Iona's 50 wins under Cluess matches the second-highest two-season total in program history (52: Valvano, 1978-80).**

HIGH SCORING AFFAIRS

- Iona scored 100 points four times in 2011-12, matching a single-season program record. Iona is **7-1** under Cluess and **48-3** all-time when reaching 100.
- The Gaels scored 90 points 24 times in 94 games under Cluess and are **19-5**.
- Iona is **43-8** when reaching at least 80 points under Cluess.

WIDE MARGINS

- The Gaels are **34-3** in games decided by 10 or more points since head coach **Tim Cluess** took the reigns in 2010-11.
- The 19-point margin at Marshall in 2011-12, 10-point margin at Cleveland State in the team's second game in 2010-11 and at La Salle this year are the only losses.
- The Marshall defeat was just the third loss by 15 points or more for Cluess as an NCAA head coach.
- In his six-plus seasons, Cluess has mentored his team to a **106-11** mark in 10+ point contests.

"SUPER" WINS

- Iona's win over Georgia was the second "Super 6" conference victory of the season. It is the first time since 1997-98 (Providence, Rutgers) and seventh time in history Iona accomplished the feat.
- The program also won multiple games in 1982-83 (Georgia Tech, Arizona

Gaels' Stat Breakdown: Double-Digit Dynamics

Games with:	2012-13	2011-12	Career w/ Iona	Team Record	Games with:	2012-13	2011-12	Career w/ Iona	Team Record
at least 10 points					Double-Doubles				
Jones	26	24	50	33-17	Laury	7	-	7	2-5
Armand	25	13	49	33-16	Ridley	2	2	4	1-3
Laury	14	-	14	7-7	Armand	2	0	2	1-1
Bowman	11	-	11	7-4	Sledge	1	-	1	1-0
English	6	-	6	5-1	Leading Scorer (including ties)				
Sledge	6	-	6	4-2	Jones	19	10	29	19-10
Ridley	6	8	14	10-4	Armand	5	5	12	10-2
Dennis	4	-	4	1-3	Laury	2	-	2	0-2
at least 20 points					Ridley	1	-	1	0-1
Jones	20	10	30	21-9	Leading Rebounder (including ties)				
Armand	7	4	13	11-2	Laury	14	-	14	8-6
Laury	4	-	4	1-3	Ridley	7	4	11	6-5
Bowman	1	-	1	1-0	Armand	6	0	6	4-2
at least 30 points					Sledge	2	-	2	2-0
Jones	4	1	5	4-1	Bowman	1	-	1	0-1
Armand	1	1	2	2-0	Jones	1	2	3	3-0
at least 40 points					Leading Assists (including ties)				
Jones	1	1	2	1-1	Jones	14	0	14	10-4
at least 10 rebounds					Armand	9	0	9	4-5
Laury	9	-	9	3-6	Sledge	6	-	6	4-2
Ridley	3	2	5	1-4	Gomez	5	-	5	3-2
Armand	2	0	2	1-1	Bowman	1	-	1	1-0
at least 10 assists					English	1	-	1	1-0
Sledge	1	-	1	1-0	Laury	1	-	1	0-1

State), 1981-82 (Ohio State, Washington State).

• In the 1970's, the Gaels had three seasons with multiple wins against teams that are currently in one of the top six conference including: 1976-77 (St. John's, South Florida), 1978-79 (Pittsburgh, Seton Hall, St. John's), and 1979-80 (Texas A&M, Kansas, Louisville).

20/20 VISION

With 25 wins last season, Iona earned its third straight and 16th all-time 20+ win season in the 71-year history of the program.

Tim Cluess is just the second (of 12 all-time) head coach in program history to earn 20 wins in each of his first two seasons in New Rochelle. Former head man **Tim Welsh** followed a 21-8 rookie campaign in 1995-96 with a 22-win season the following year en route to back-to-back NIT appearances. The 25 wins matched the fourth highest win total in school history.

FAMILIAR FACES

- Four players from last season's 25-8 squad return for 2012-13 due to the graduation of six student-athletes last seasons and two others that elected to transfer. The Gaels played the 2011-12 season with an open scholarship.
- Junior co-captain **Sean Armand** is the most tenured Maroon & Gold in his third season in Maroon & Gold.
- Seniors **Lamont Jones**, **Nyandigisi Moikobu** and **Taaj Ridley** return for their second season. Jones was also named co-captain along with Armand.

WHO ARE THESE GUYS?

- Iona has eight new faces to the roster in 2012-13 including three freshmen (one walk on), two sophomores, four juniors and a senior.
- Four of the eight newcomers have previous Division I Basketball experience: **Tre Bowman** (Penn State), **Curtis Dennis** (Toledo, New Mexico), **DaShawn Gomez** (New Mexico State) and **Tavon Sledge** (Iowa State).
- **Grant Ellis** and **A.J. English** are true freshmen.
- Sledge and **David Laury** will retain sophomore eligibility
- Bowman, Jackson and **DeSean Anderson** are juniors and junior college transfers.
- Dennis is a senior and eligible to compete right away due to Toledo's postseason suspension by the NCAA.

SLEDGE GRANTED HARDSHIP WAIVER

Sophomore point guard **Tavon Sledge**, a transfer from Iowa State learned late October he would be eligible to play right away for Iona in 2012-13. The NCAA Committee For Legislative Relief ruled based on an association rule involving transfers due to injury or illness of an immediate family member and a student athlete's well-being.

2011-12 GAELS IN THE PROS

- Four of Iona's six seniors from a year ago are continuing their athletic careers in 2012-13.
- **Scott Machado** is the highest profile of the group. He signed a partially guaranteed contract with the NBA's Houston Rockets. Shuttling between Houston and the club's D-League affiliate Rio Grande, Machado was waived by the Rockets Jan. 7 and recently reported back to Rio Grande.
- **Randy Dezouvre** and **Mike Glover** are currently playing in European Leagues. Dezouvre plays for BC Aarhus in the top division in Denmark while Glover is with Hacettepe in Turkey's top league.
- After earning his undergraduate degree in Dec. 2011, **Kyle Smyth** elected to finish his athletic career at the Big East's Seton Hall University.

ISAIAH WILLIAMS SIGNS LETTER OF INTENT FOR 2013-14

- **Isaiah Williams** signed a National Letter of Intent to play for Iona next fall during the early signing period. The Newark, NJ native will come to Iona from State College of Florida at Manatee-Sarasota.
- Williams is a 6-7, 175 lb wing that can play four positions on the floor. A pure scorer, he can get to the rim or step out and hit a three pointer. Through 15 games this season with SFC Williams is averaging a team best 17.9 points, 7.3 rebounds, 4.9 assists and 3.3 steals per game. He is shooting 53.2% from the field and hit 35 three pointers. He posted 20 points in six games and has four double-doubles.
- Williams spent the 2011-12 season at Marshall University but did not play due to NCAA Initial Eligibility rules. In 2010-11, He spent his post graduate year at The Robinson School in Irvington, NJ and averaged 27 points, six rebounds and five assists. The summer prior to enrolling at The Robinson School, Williams earned the All Star Game MVP award at the prestigious Hoop Group Elite Camp.

IONA INSIDER

Now in its fifth year, Iona is proud to present live video streaming of all of its non-televvised home games at the Hynes Athletics Center. Log on to www.lonalinsider.com for more details.

MAROON & GOLD ON FACEBOOK AND TWITTER

Follow Iona on Facebook and Twitter by logging on to facebook.com/ICGaels or twitter.com/ICGaels and receive immediate updates on the Gaels. A number of members of the Iona coaching staff are also on Twitter. Follow assistant coaches **Jared Grasso** (@JGras11) and **Zak Boisvert** (@ZakBoisvert) and Director of Basketball Operations **Garee Bryant** (@GB_22).

TUNE INTO THE GAELS

Fans of Iona basketball can hear live broadcasts of every home and away contest on ICGaels.com. **Gary Stanley** returns for his 27th year as "the Voice of the Gaels". He will be joined by veteran color commentator **Ed Ingles**, former Iona assistant **Vin Parise**, and Goal Club Hall of Famer **Kevin Hamilton**.

ON TAP FOR THE GAELS

The Gaels complete the 2012-13 regular season with two important MAAC matches against Loyola Maryland (Fri., Mar. 1) and Siena (Sun., Mar. 3) at the Hynes Center. The two contests have massive implications on the Maroon & Gold's MAAC Championship seed.



MAAC LEADERBOARD

As of 2/23/13

INDIVIDUAL RANKINGS

Sean Armand		
Scoring	3rd	17.8
Rebounding	12th	5.4
Field Goal Pct	8th	.455
Assists	11th	3.1
Free Throw Pct	13th	.750
Steals	10th	1.3
3-Point Fg Pct	1st	.429
3-Point Fg Made	1st	3.6
Assist/Turnover Ratio	7th	1.6
Defensive Rebounds	10th	4.0
Minutes Played	5th	36.3
Tre Bowman		
Scoring	29th	8.4
3-Point Fg Pct	5th	.394
Lamont Jones		
Scoring	1st	22.9
Field Goal Pct	12th	.446
Assists	5th	3.6
Free Throw Pct	1st	.874
3-Point Fg Made	14th	1.7
Assist/Turnover Ratio	10th	1.1
Minutes Played	3rd	36.9
Taaj Ridley		
Rebounding	11th	5.5
Offensive Rebounds	9th	2.2
Tavon Sledge		
Assists	9th	3.3
Assist/Turnover Ratio	2nd	1.8

TEAM RANKINGS

Scoring Offense	1st	81.5
Scoring Defense	10th	76.8
Scoring Margin	1st	+4.7
Free Throw Pct	1st	.770
Field Goal Percentages	1st	.454
Field Goal Pct Defense	10th	.449
3-Point Fg Pct	2nd	.382
3-Point Fg Pct Defense	10th	.378
Rebounding Offense	1st	36.2
Rebounding Defense	8th	37.1
Rebounding Margin	6th	-0.9
Blocked Shots	8th	3.1
Assists	1st	15.4
Steals	6th	6.6
Turnover Margin	2nd	+2.22
Assist/Turnover Ratio	1st	1.3
Offensive Rebounds	4th	11.7
Defensive Rebounds	1st	24.5
Defensive Reb Pct.	8th	.658
Offensive Reb Pct.	6th	.325
3-Point Fg Made	2nd	9.1

NCAA LEADERBOARD

As of 2/22/12

Sean Armand		
3-Point Fg Per Game	7th	3.59
3-Point Fg Pct	22nd	42.8
Points Per Game	50th	17.8
Lamont Jones		
Points Per Game	3rd	22.9
Free Throw Pct	30th	87.4

TEAM RANKINGS

Scoring Offense	3rd	82.2
3-Point Fg Made	5th	9.1
Free Throw Pct	5th	77.0
3-Point FG Pct	28th	38.2
Assist/Turnover Ratio	29th	1.28
Assists	30th	15.4

The Last Time Iona...

Played in Overtime – Manhattan 74, Iona 73 (Feb. 15, 2013)
 Won in Overtime – Iona 81, Georgia 78 (Dec. 15, 2012)
 Played in Double Overtime – Manhattan 74, Iona 73 (Feb. 15, 2013)
 Won in Double Overtime – Iona 104, Saint Joseph's (Nov. 23, 2011)
 Played in Triple Overtime – Iona 88, Canisius 90 (Jan. 30, 2005)
 Beat a Ranked Opponent – Iona 89, No. 23 Iowa State 72 (Nov. 26, 2005)
 Played a Ranked Opponent – Iona 77, No. 5 Syracuse 83 (Dec. 18, 2010)
 Won by 15 points or more – 19 – Iona 90, Saint Peter's 71 (Jan. 25, 2013)
 Won by 20 points or more – 28 – Iona 100, Norfolk State 72 (Dec. 23, 2012)
 Won by 30 points or more – 37 – Iona 98, Saint Peter's 61 (Feb. 26, 2012)
 Won by 40 points or more – 44 – Iona 105, Bucknell 61 (Dec. 2, 2000)
 Won by 50 points or more – 51 – Iona 100, Pace 49 (Dec. 6, 1968)
 Lost by 15 points or more – 19 – Iona 63, Marshall 82 (Dec. 11, 2011)
 Lost by 20 points or more – 20 – Iona 68, Siena 88 (Feb. 5, 2010)
 Lost by 30 points or more – 31 – Iona 36, Louisville 67 (Dec. 29, 2007)
 Lost by 50 points or more – 50 – Iona 54, No. 1 UConn 104 (Dec. 20, 2003)
 Scored 100 points or more – 104 – Marist 105, Iona 104 (Feb. 7, 2013)
 Scored 90-99 points – 93 – Niagara 93, Iona 90 (Jan. 31, 2013)
 Scored 80-89 points – 84 – Iona 84, Fairfield 73 (Jan. 18, 2013)
 Scored less than 60 points – 57 – Iona 57, Saint Peter's 62 (Mar. 7, 2011)
 Scored less than 50 points – 41 – Iona 79, Marist 41 (Jan. 16, 2011)
 Scored less than 40 points – 39 – Iona 39, Manhattan 52 (Feb. 9, 2009)
 Both teams scored less than 60 – Iona 56, Marist 51 (Feb. 7, 2010)
 Both teams scored less than 50 – Iona 49, Saint Peter's 48 (Feb. 28, 2010)
 Allowed an opponent to score 90 or more – 93 – Niagara 93, Iona 90 (Jan. 31, 2013)
 Allowed an opponent to score 100 or more – 105 – Marist 105, Iona 104 (Feb. 7, 2013)
 Held an opponent to under 60 – 58 – Iona 65, Denver 58 (Nov. 9, 2012)
 Held an opponent to under 50 – 40 – Iona 64, Saint Peter's 40 (Jan. 29, 2012)
 Shot 70.0% or better from the floor – 70.0% – vs. Wagner (Dec. 3, 2002)
 Shot 60.0% or better from the floor – 62.3% – vs. Nevada (Feb. 18, 2012)
 Shot 55.0% or better from the floor – 58.2% – vs. Saint Peter's (Jan. 25, 2013)
 Shot 40.0% or lower from the floor – 39.7% – at Canisius (Feb. 2, 2013)
 Shot less than 30.0% from the floor – 29.8% – at Saint Peter's (Feb. 27, 2009)
 Held an opponent to less than 35.0% from the floor – 34.8% – at Saint Peter's (Jan. 29, 2012)
 Held an opponent to less than 30.0% from the floor – 28.0% – at Niagara (Jan. 16, 2010)
 Held an opponent to less than 25.0% from the floor – 23.7% – vs. St. Bonaventure (Nov. 19, 2004)
 Allowed an opponent to shoot 50.0% or better from the floor – 50.0% – vs. Rider (Feb. 9, 2013)
 Allowed an opponent to shoot 60.0% or better from the floor – 64.9% – vs. Robert Morris (Nov. 29, 2008)
 Made 18 or more three-point FGs – 18 – vs. Liberty (Dec. 18, 2012) (school record)
 Made 18 or more three-point FGs – 18 – at Albany (Nov. 23, 2010) (school record)
 Made 17 three-point FG – 17 – vs. Siena (Jan. 3, 2012)
 Made 16 three-point FG – 16 – vs. Canisius (Jan. 13, 2013)
 Made 15 three-point FG – 15 – vs. Saint Peter's (Feb. 26, 2012) (Hynes record)
 Made 14 three-point FG – 14 – vs. Wake Forest (Nov. 17, 2012)
 Made 13 three-point FG – 13 – at St. Bonaventure (Dec. 31, 2012)
 Made 12 three-point FG – 12 – vs. Saint Peter's (Jan. 25, 2013)
 Made 11 three-point FG – 11 – vs. Marist (Feb. 7, 2013)
 Made 10 three-point FG – 10 – vs. Manhattan (Jan. 6, 2013)
 Did not make a three-pt. FG – (0-10) at Marist (Dec. 5, 2008)
 Attempted 50 or more FT – 50 (38 made) – at Marist (Jan. 28, 2005)
 Attempted 40 or more FT – 40 (27 made) – at Loyola (Jan. 30, 2011)
 Made 35 or more FT – 35 (48 att.) – at Loyola (Md.) (Feb. 8, 2006)
 Made 30 or more FT – 31 (39 att.) – vs. Niagara (Feb. 10, 2005)
 Had 50 or more rebounds – 53 – vs. Marist (Feb. 7, 2013)
 Had 45 or more rebounds – 49 – at Canisius (Feb. 2, 2013)
 Had at least 40 rebounds – 41 – at Saint Joseph's (Dec. 28, 2012)
 Had 25 or less rebounds – 20 – vs. Fairfield (Mar. 4, 2012)
 Had 30 or more assists – 31 – vs. La Salle (Feb. 22, 1988)
 Had 28-29 assists – 28 – vs. Long Island (Nov. 28, 2011)
 Had 25-27 assists – 26 – vs. Saint Peter's (Feb. 26, 2012)
 Had 20-24 assists – 22 – vs. Marist (Feb. 7, 2013)
 Made 15 or more steals – 17 – vs. Western Michigan (Nov. 18, 2011)
 Made 20 or more steals – 20 – at Loyola (Md.) (Jan. 6, 2008)
 Had 20 or more turnovers – 23 – at Hofstra (Dec. 29, 2011)
 Had 25 or more turnovers – 25 – at Rider (Jan. 21, 2008)
Had less than 10 turnovers – 8 – at Fairfield (Feb. 18, 2013)
 Blocked 10 or more shots – 10 – at Siena (Feb. 1, 2007)
 Had six or more players in double figures – vs. Western Michigan (Nov. 18, 2011)
 Had five players in double figures – at Niagara (Jan. 31, 2013)
 Had four players in double figures – at Manhattan (Feb. 15, 2013)
 Had zero players in double figures – vs. Siena (Dec. 7, 2009)

The Last Time An Iona player...

Scored 50 or more – 50 – Warren Issac vs. Bates (Dec. 18, 1964)
 Scored 40 or more – 40 – Lamont Jones vs. Quinnipiac (Nov. 16, 2012)
 Scored 35 or more – 37 – Lamont Jones vs. Marist (Feb. 7, 2013)
 Scored 30 or more – 32 – Lamont Jones vs. Rider (Feb. 9, 2013)
Scored 25 or more – 29 – Lamont Jones at Fairfield (Feb. 18, 2013)
 Scored back-to-back 30+ point efforts – Mike Glover vs. Niagara, vs. Canisius (Dec. 3-5, 2010)
 Two players had at least 30 points – Mike Glover (34) and Scott Machado (33) vs. Saint Joseph's (Nov. 23, 2011)
 Two players had at least 20 points – Lamont Jones (32) and Sean Armand (24) vs. Rider (Feb. 9, 2013)
 Three players had 20 points – Ricky Soliver (22), Charles Henson (21), Greg Jenkins (20) vs. St. Peter's (Jan. 21, 2005)
 Hit at least 10 3-pt FG – 10 – Sean Armand vs. Siena (Jan. 3, 2012) (School/MAAC Record)
 Hit 9 3-pt FG – 9 – Sean Armand vs. Canisius (Jan. 13, 2013)
 Hit 8 3-pt FG – 8 – Kyle Smyth at Albany (Nov. 23, 2010)
 Hit 7 3-pt FG – 7 – Sean Armand at St. Bonaventure (Dec. 31, 2012)
 Hit 6 3-pt. FG – 6 – Sean Armand at William & Mary (Dec. 21, 2011)
 Hit 5 3-pt. FG – 5 – Sean Armand at Saint Joseph's (Dec. 28, 2012)
Made at least 10 free throws – 10 – Lamont Jones at Fairfield (Feb. 18, 2013)
 Made at least 15 free throws – 16 – Devon Clarke at Fairfield (Dec. 7, 2008)
 Had 20 or more rebounds – 20 – Jonathan Duck vs. Seton Hall (Nov. 24, 1990)
 Had 18 or more rebounds – 18 – Kiril Wachsmann at Fairfield (Feb. 6, 2006)
 Had 17 or more rebounds – 17 – David Laury at Rider (Jan. 20, 2013)
 Had 15 rebounds or more – 16 – Taaj Ridley at Manhattan (Feb. 15, 2013)
 Two players had 10 rebounds or more – Mike Glover (10) and Scott Machado (11) vs. Marist (Feb. 12, 2012)
 Three players had 10 rebounds or more – David Laury (13), Sean Armand (12), Taaj Ridley (11) vs. Marist (Feb. 7, 2013)
 Had 17 or more assists – 17 – Danny Doyle vs. Fairfield (Feb. 19, 1994) (school record)
 Had 16 assists – 16 – Scott Machado vs. Manhattan (Jan. 12, 2012)
 Had 15 assists – 15 – Scott Machado vs. Nevada (Feb. 18, 2012)
 Had 14 assists – 14 – Scott Machado vs. Canisius (Feb. 2, 2012)
 Had 13 assists – 13 – Scott Machado at No. 5 Syracuse (Dec. 18, 2010)
 Had 12 assists – 12 – Scott Machado vs. Saint Peter's (Feb. 26, 2012)
 Had 11 assists – 11 – Scott Machado vs. Purdue (Nov. 11, 2011)
 Had 10 assists – 10 – Tavon Sledge vs. Saint Peter's (Jan. 25, 2013)
 Had back-to-back 10+ assist efforts – Scott Machado (2 gms, Dec. 21-29, 2011)
 Had three straight 10+ assist efforts – Scott Machado (5 gms, Nov. 17-28, 2011)
 Had four straight 10+ assist efforts – Scott Machado (5 gms, Nov. 17-28, 2011)
 Had five straight 10+ assist efforts – Scott Machado (5 gms, Nov. 17-28, 2011)
 Had 10 or more steals – 10 – Ricky Soliver vs. Portland State (Nov. 25, 2005)
 Had at least 9 steals – Ricky Rivers vs. Akron (Dec. 4, 1993)
 Had at least 8 steals – Ricky Soliver at Rider (Feb. 11, 2006)
 Had at least 7 steals – Jermel Jenkins vs. Canisius (Feb. 1, 2010)
 Had at least 6 steals – Tariq Atkins at Loyola (Feb. 29, 2004)
 Had at least 5 steals – Scott Machado, Kyle Smyth vs. Western Michigan (Nov. 18, 2011)
 Had 10 or more blocks – 11 – Nakiea Miller vs. Fairfield (March 5, 2000)
 Had at least 9 blocks – Greg Jenkins vs. Manhattan (Jan. 25, 2004)
 Had at least 8 blocks – Nakiea Miller vs. St. Francis NY (Nov. 28, 2000)
 Had at least 7 blocks – Justin Marshall at Siena (Feb. 1, 2007)
 Had at least 6 blocks – Greg Jenkins vs. Manhattan (Feb. 4, 2005)
 Had at least 5 blocks – David Laury vs. Fairfield (Jan. 18, 2012)
 Registered a double-double – Taaj Ridley (12p/16r) at Manhattan (Feb. 15, 2013)
 Registered back-to-back double-doubles – David Laury (5 gms, Jan. 20-Feb. 4, 2013)
 Registered three straight double-doubles – David Laury (5 gms, Jan. 20-Feb. 4, 2013)
 Registered four straight double-doubles – David Laury (5 gms, Jan. 20-Feb. 4, 2013)
 Registered five straight double-doubles – David Laury (5 gms, Jan. 20-Feb. 4, 2013)
 Registered six straight double-doubles – Mike Glover (8 gms, Nov. 30-Dec. 29, 2010)
 Registered seven straight double-doubles – Mike Glover (8 gms, Nov. 30-Dec. 29, 2010)
 Registered eight straight double-doubles – Mike Glover (8 gms, Nov. 30-Dec. 29, 2010)
 At least two players registered a double-double – Sean Armand (19p/12r), Taaj Ridley (12p/11r) vs. Marist (Feb. 7, 2013)
 Three or more players registered a double-double – Mike Glover (13p/12r), Taaj Ridley (16p/12r), Scott Machado (14p/11a) vs. Purdue (Nov. 17, 2011)

Iona's Triple-Doubles...

Nakiea Miller (14p/10r/11b) vs. Fairfield (Mar. 5, 2000)
 Scott Machado (10p/11r/10a) vs. Marist (Feb. 12, 2012)

Top 2012-2013 Performances

Iona College

Points

- 40 Lamont Jones (vs. Quinnipiac, 11/16/12)
- 37 Lamont Jones (vs. Marist, 2/7/13)
- 32 Sean Armand (vs. Canisius, 1/13/13)
- 32 Lamont Jones (vs. Rider, 2/9/13)
- 30 Lamont Jones (vs. Manhattan, 1/6/13)

Rebounds

- 17 David Laury (at Rider, 1/20/13)
- 16 three times (Tajaj Ridley, at Manhattan, 2/15/13)
- 14 four times (David Laury, at Loyola Maryland, 1/27/13)
- 13 David Laury (vs. Marist, 2/7/13)

Assists

- 10 Tavon Sledge (vs. Saint Peter's, 1/25/13)
- 8 Tavon Sledge (vs. Manhattan, 1/6/13)
- 7 twice (Sean Armand, at Niagara, 1/31/13)

Steals

- 4 three times (Sean Armand, at Manhattan, 2/15/13)
- 3 seven times (Armand, Bowman, Laury, at Fairfield, 2/18/13)

Blocks

- 5 David Laury (vs. Fairfield, 1/18/13)
- 3 four times (David Laury, at Fairfield, 2/18/13)

Opponents

Points

- 32 Carl Jones (at Saint Joseph's, 12/28/12)
- 30 Antoine Mason (at Niagara, 1/31/13)
- 29 Adam Kemp (vs. Marist, 2/7/13)
- 27 Devin Price (at Marist, 1/10/13)
- 26 six times (Jonathon Thompson, vs. Rider, 2/9/13)

Rebounds

- 17 Rhamel Brown (at Manhattan, 2/15/13)
- 16 Adam Kemp (vs. Marist, 2/7/13)
- 15 O.D. Anosike (at Siena, 1/4/13)
- 14 twice (Chris Manhertz, vs. Canisius, 1/13/13)

Assists

- 11 Billy Baron (vs. Canisius, 1/13/13)
- 10 Ramon Galloway (at La Salle, 12/20/12)
- 9 Isaiah Morton (vs. Marist, 2/7/13)

Steals

- 4 four times (Chavaughn Lewis, vs. Marist, 2/7/13)
- 3 twice (Juan'ya Green, at Niagara, 1/31/13)

Blocks

- 7 Rhamel Brown (twice, at Manhattan, 2/15/13)
- 7 Adam Kemp (vs. Marist, 2/7/13)

Miscellaneous Statistics

Games as Leading Scorer

Lamont Jones	19
Sean Armand	5
David Laury	2
Tajaj Ridley	1

Games as Leading Rebounder

David Laury	14
Tajaj Ridley	7
Sean Armand	6
Tavon Sledge	2
Jones/Bowman	1

Games Leading in Assists

Lamont Jones	14
Sean Armand	9
Tavon Sledge	7
DaShawn Gomez	4
English/Bowman/Laury	1

Double-Doubles

David Laury	7
Sean Armand	2
Ridley / Sledge	1

Dunks

Tre Bowman	10
David Laury	6
Tavon Sledge	5
Armand / Ridley	2
Iona	25
Opponents	41

Charges Drawn

Lamont Jones	21
Tajaj Ridley	19
Curtis Dennis	6
Dashawn Gomez	5
A.J. English	2
Armand/Jackson/Sledge/Bowman/Laury	1
Iona	59
Opponents	24

Three-Point Plays

Lamont Jones	13-for-13
David Laury	8-for-11
Sean Armand	5-for-8
Tre Bowman	2-for-2
Tavon Sledge	2-for-5
Tajaj Ridley	2-for-3
Curtis Dennis	2-for-2
DaShawn Gomez	1-for-1
A.J. English	0-for-1
Iona	35-for-46
Opponents	39-for-68

Four-Point Plays

Iona	0-for-0
Opponents	1-for-1

Front End One and One

Lamont Jones	13-for-17
Tajaj Ridley	6-for-6
Sean Armand	4-for-7
David Laury	4-for-5
A.J. English	2-for-3
Tre Bowman	2-for-2
Curtis Dennis	0-for-1
Nyandigisi Moikobu	0-for-1
Shawn Jackson	0-for-1
Iona	31-for-42
Opponents	23-for-31

Back End One and One

Lamont Jones	11-for-13
Tajaj Ridley	5-for-6
Sean Armand	4-for-4
David Laury	3-for-4
A.J. English	2-for-2
Tre Bowman	2-for-2
Iona	27-for-31
Opponents	13-for-23

Free Throw Shooting (<5 min)

Lamont Jones	57-for-67
Tajaj Ridley	16-for-18
David Laury	12-for-19
Sean Armand	11-for-19
Tre Bowman	9-for-11
A.J. English	3-for-6
Tavon Sledge	3-for-7
DaShawn Gomez	2-for-2
Curtis Dennis	1-for-2
Nyandigisi Moikobu	0-for-1
Iona	111-for-151 (.735)
Opponents	107-for-163 (.656)

Free Throw Shooting (<2 min)

Lamont Jones	41-for-49
David Laury	9-for-13
Tajaj Ridley	9-for-10
Tre Bowman	8-for-10
Sean Armand	8-for-14
Tavon Sledge	3-for-7
DaShawn Gomez	2-for-2
A.J. English	1-for-4
Curtis Dennis	1-for-2
Nyandigisi Moikobu	0-for-1
Iona	81-for-119 (.723)
Opponents	77-for-119 (.647)

Free Throw Shooting (<1 min)

Lamont Jones	33-for-38
Tajaj Ridley	9-for-10
Tre Bowman	8-for-10
David Laury	8-for-9
Sean Armand	7-for-12
DaShawn Gomez	2-for-2
A.J. English	1-for-4
Tavon Sledge	1-for-3
Curtis Dennis	1-for-2

Nyandigisi Moikobu	0-for-1
Iona	70-for-92 (.761)
Opponents	64-for-97 (.660)

Free Throw Shooting (OT)

Lamont Jones	13-for-16
Tajaj Ridley	4-for-4
David Laury	6-for-6
Sean Armand	5-for-7
Tre Bowman	4-for-6
DaShawn Gomez	2-for-2
Curtis Dennis	1-for-2
Nyandigisi Moikobu	0-for-1
Iona	36-for-45 (.800)
Opponents	23-for-40 (.575)

Forced Shot Clock Violations

Iona	7
Opponents	3

Technical Fouls

Tajaj Ridley	1
Lamont Jones	1
Iona	2
Opponents	4

Jump Balls Controlled

David Laury	7-for-19*
Shawn Jackson	7-for-8
Tre Bowman	2-for-2*
Tajaj Ridley	1-for-4*
Nyandigisi Moikobu	0-for-1*
Iona	17-for-34*
Opponents	17-for-34*

* - includes three overtime jump balls

Bench Scoring

Iona	479
Opponents	463

First Substitution

Tajaj Ridley	6
Curtis Dennis	6
Tre Bowman	4
DaShawn Gomez	3
A.J. English	3
Tavon Sledge	2
Lamont Jones	2
Jackson/Moikobu	2
David Laury	2

Largest Halftime Lead

30, vs. Wake Forest

Largest Halftime Deficit

12, vs. Rutgers

Largest Iona Lead

38, vs. Wake Forest

Largest Iona Deficit

22, vs. Rutgers

Largest Iona Win

26, vs. Wake Forest

Largest Iona Loss

14, at La Salle

Most Consecutive Points Scored

20, vs. Wake Forest

Most Consecutive Points Allowed

12, vs. Illinois-Chicago, vs. Rutgers

2012-13 Superlatives

Individual Superlatives	IONA HIGHS	OPPONENT HIGHS
Points, Game:	40, Lamont Jones, vs. Quinnipiac (11/16/12)	32, Carl Jones, at Saint Joseph's (12/28/12)
Points, 1st Half:	20, Sean Armand, vs. Wake Forest (11/17/12)	21, Ramon Galloway, at La Salle (12/20/12)
Points, 2nd Half:	28, Lamont Jones, vs. Quinnipiac (11/16/12)	20, five times (Jonathon Thompson, vs. Rider, 2/9/13)
Points, Overtime:	13, Lamont Jones, vs. Marist (2/7/13)	9, twice (Rhamel Brown, at Manhattan, 2/15/13)
Field Goals Made:	13, Lamont Jones, vs. Quinnipiac (11/16/12)	13, Antoine Mason, at Niagara (1/31/13)
Field Goals Attempted:	28, Lamont Jones, vs. Quinnipiac (11/16/12)	28, twice (Chavaughn Lewis, vs. Marist, 2/7/13)
FG Pct. (min. 10 att.):	80.0% (8-10), David Laury, vs. Norfolk St. (11/23/12)	80.0% (8-10), Ramon Galloway, at La Salle (12/20/12)
FG Pct. (min. 5 att.):	80.0% (8-10), David Laury, vs. Norfolk St. (11/23/12)	85.7% (6-7), Jamee Jackson, vs. Quinnipiac (11/16/12)
3-Point FG Made:	9, Sean Armand, vs. Canisius (1/13/13)	6, twice (Derek Needham, vs. Fairfield, 1/18/13)
3-Point FG Attempted:	15, Sean Armand, vs. Canisius (1/13/13)	11, twice (Antoine Mason, at Niagara, 1/31/13)
3-FG% (4 att.):	75.0% (3-4), three times (Armand, Bowman vs. SPC)	100.0% (4-4), Chavaughn Lewis, at Marist (1/10/13)
Free Throws Made:	14, Lamont Jones, vs. Rutgers (12/8/12)	10, Juan'ya Green, at Niagara (1/31/13)
Free Throws Attempted:	15, Lamont Jones, vs. Quinnipiac (11/16/12)	14, Adam Kemp, vs. Marist (2/7/13)
FT% (10 att.):	100% (14-14), Lamont Jones, vs. Rutgers (12/8/12)	76.9% (10-13), Juan'ya Green, at Niagara (1/31/13)
FT% (7 att.):	100% (14-14), Lamont Jones, vs. Rutgers (12/8/12)	100.0% (7-7), twice (Demitrius Conger, at St. Bona, 12/31/12)
Rebounds:	17, David Laury, at Rider (1/20/13)	17, Rhamel Brown, at Manhattan (2/15/13)
Off. Rebounds:	9, David Laury, at Saint Joseph's (12/28/12)	10, Rhamel Brown, at Manhattan (2/15/13)
Def. Rebounds:	12, three times (David Laury, vs. Marist, 2/7/13)	11, three times (Adam Kemp, vs. Marist, 2/7/13)
Assists:	10, Tavon Sledge, vs. Saint Peter's (1/25/13)	11, Billy Baron, vs. Canisius (1/13/13)
Turnovers:	8, Lamont Jones, at Niagara (1/31/13)	9, Ike Azotam, vs. Quinnipiac (11/16/12)
Blocks:	5, David Laury, vs. Fairfield (1/18/13)	7, three times (, Rhamel Brown, at Manhattan, 2/15/13)
Steals:	4, three times (Sean Armand, at Manhattan, 2/15/13)	4, five times (Carl Jones, at Saint Joseph's, 12/28/12)
Minutes Played:	50, Lamont Jones, at Manhattan (2/15/13)	50, Chavaughn Lewis, Isaiah Morton, vs. Marist (2/7/13)-

Team Superlatives	IONA HIGH	IONA LOW	OPPONENT HIGH	OPPONENT LOW
Points	104, vs. Marist	62, twice (at Rider)	105, vs. Marist	58, vs. Denver
Points (1st Half)	54, vs. Wake Forest	23, vs. Rutgers	49, twice (vs. Canisius)	17, vs. Denver
Points (2nd Half)	55, vs. Norfolk State	25, twice (at Manhattan)	53, vs. Illinois-Chicago	27, at Manhattan
Victory Margin	28, vs. Norfolk State	3, at Georgia	14, at La Salle	1, twice (at Manhattan)
Field Goals Made	36, vs. Marist	19, at Rider	37, vs. Marist	21, vs. Denver
Field Goals Att.	84, vs. Marist	45, vs. Denver	83, at Niagara	45, vs. Denver
Field Goal Pct.	58.2%, vs. Saint Peter's	33.9%, at Rider	56.9%, twice (at SJU)	37.9%, vs. Wake Forest
First Half FG%	65.5%, vs. Wake Forest	27.6%, vs. Rutgers	55.2%, at Marist	25.9%, at Saint Peter's
Second Half FG%	68.0%, vs. Canisius	36.4%, at Siena	60.7%, at Saint Joseph's	30.0%, vs. Liberty
3-Pt FG Made	18, vs. Liberty*	4, twice (at Fairfield)	14, at Canisius	4, at Georgia
3-Pt FG Attempted	41, vs. Liberty*	12, vs. Denver	38, at Niagara	12, twice (at Georgia)
3-Pt FG%	63.2%, vs. Saint Peter's	20.8%, at Rider	61.9%, at Marist	26.1%, vs. Niagara
Free Throws Made	24, vs. Quinnipiac	7, twice (vs. Marist)	26, vs. Quinnipiac	8, three times (at LOY-MD)
Free Throws Att.	31, twice (vs. Fairfield)	8, at La Salle	37, at Georgia	12, vs. Norfolk State
Free Throw %	100%, vs. Rutgers	61.1%, vs. Canisius	92.3%, at Fairfield	44.4%, at Loyola Maryland
Offensive Rebounds	20, at Canisius	4, vs. Saint Peter's	22, at Manhattan	4, vs. Norfolk State
Defensive Rebounds	38, vs. Marist	15, vs. Quinnipiac	34, vs. Marist	15, vs. Denver
Rebounds	53, vs. Marist	26, twice (vs. Manhattan)	50, at Manhattan	22, vs. Denver
Assists	24, vs. Norfolk State	7, at Rider	26, vs. Marist	7, vs. Fairfield
Turnovers	18, vs. Denver	6, vs. Saint Peter's	25, vs. Rutgers	6, twice (at Niagara)
Steals	12, at Marist	3, three times (at Niagara)	11, at Saint Peter's	2, twice (at Fairfield)
Blocked Shots	6, twice (at Niagara)	1, three times (vs. Rider)	10, twice (vs. Marist)	0, at Niagara

*- School Record

2012-13 Gaels By The Numbers... (under Cluess in parenthesis)

Iona Record:

Overall	15-12 (65-32)
MAAC	9-7 (36-15)
At the Hynes Athletics Center	9-1 (31-5)
On the Road	5-8 (27-18)
Neutral Sites	1-3 (6-9)
MAAC Home Games	6-1 (23-3)
MAAC Away Games	3-6 (15-12)
Leading at the half	10-8 (53-16)
Trailing at the half	5-3 (12-20)
Tied at the half	0-1 (0-2)
Overtime	0-0 (4-1)
After a win	7-8 (46-18)
After a loss	8-4 (18-12)

Day of the Week:

Sunday	5-1 (18-6)
Monday	1-2 (3-5)
Tuesday	1-0 (5-1)
Wednesday	1-1 (10-3)
Thursday	1-3 (3-7)
Friday	4-3 (16-6)
Saturday	2-2 (10-4)

Month:

November	3-2 (10-6)
December	4-4 (16-8)
January	7-2 (19-8)
February	1-4 (15-6)
March	0-0 (6-4)

Tip-off Time:

Day games	5-1 (24-7)
Night games (after 5 p.m.)	10-11 (41-23)

When Iona Scores

Less than 50 points	0-0 (0-0)
50-59 points	0-0 (0-2)
60-69 points	2-3 (5-8)
70-79 points	3-4 (17-15)
80-89 points	5-1 (24-3)
90-99 points	4-3 (12-4)
More than 99 points	1-1 (7-1)

When Opponent Scores:

Less than 50 points	0-0 (2-0)
50-59 points	1-0 (8-0)
60-69 points	3-3 (24-6)
70-79 points	9-2 (20-11)
80-89 points	2-3 (9-10)
More than 89 points	0-4 (2-5)

When Iona's FG Percentage is:

Less than 35%	0-1 (0-3)
35-39.9%	1-5 (1-6)
40-44.9%	2-3 (10-14)
45-49.9%	5-3 (16-7)
50% or higher	7-0 (39-2)

When Opponents' FG Percentage is:

Less than 35%	0-0 (4-0)
35-39.9%	3-1 (15-2)
40-44.9%	6-6 (14-14)
45-49.9%	3-2 (23-6)
50% or higher	3-3 (9-10)

At the Free Throw Line:

When Iona makes more FTs	10-7 (38-15)
When Iona shoots more FTs	10-4 (40-12)

When opponents make more FTs	4-5 (23-16)
When opponents shoot more FTs	5-7 (22-16)
When free throws made are equal	1-0 (4-1)
When free throws shot are equal	0-1 (3-4)

From Behind the Arc:

When Iona makes more threes	10-2 (35-9)
When opponents make more threes	4-7 (20-19)
Three pointers are equal	2-2 (11-3)

Rebounds:

When Iona out rebounds opponent	7-5 (41-10)
When opponent out rebounds Iona	7-6 (21-21)
When rebounds are equal	1-1 (3-1)

Assists:

When Iona has more assists	11-4 (52-12)
When opponent has more assists	3-8 (10-19)
When assists are equal	1-0 (3-1)

Turnovers:

When Iona has more TOs	3-3 (14-9)
When opponent has more TOs	11-7 (46-19)
When turnovers are equal	1-2 (5-4)

Margin of Victory/Loss:

5 points or less	3-9 (12-20)
6-10 points	5-2 (15-10)
11-15 points	2-1 (10-1)
16-20 points	3-0 (9-1)
20 or more points	2-0 (19-0)

Last time vs. the Missouri Valley Conference

Game 6 Iona College 63, Creighton 55
 (4-2) Old Spice Classic
 Lake Buena Vista, FL - The Milk House
 November 29, 2009

LAKE BUENA VISTA, FL - Iona erased an eight-point first half deficit and withstood a late Creighton run in the final game of the 2009 Old Spice Classic at the Milk House. The Gaels improved the four-year MAAC record at the tournament to 4-8.

After sophomore Trinity Fields knotted the score at 11-11 on a pretty layup with 10:51 remaining in the first half, Creighton went on an 10-2 spurt to take a 21-13 advantage with 6:58 to play. The Gaels turned it around and ended the half on a 20-9 run and a 33-30 lead into halftime.

The Maroon & Gold scored the first five points of the half to lead by eight points with 15:30 to play. Two Andrew Bock free throws and a Kenny Lawson, Jr. jumper cut the deficit in half. Rookie Rashard McGill answered the quick run with a three-pointer to put Iona up by seven. Back-to-back layups after Iona turnovers and another Lawson bucket saw Iona's lead cut to just one point, 42-41 just over halfway through the period. The Gaels nursed a low single-digit advantage until Creighton knotted the score at 47-47 on two Cavel Witter free throws. The turning point of the game came with the shot clock running down

as sophomore Scott Machado drained a long three pointer with 6:39 remaining to give Iona the lead for good. Machado's classmate, Jermel Jenkins added another dagger on the team's next possession for a 53-47 lead. The Maroon & Gold capped an 8-0 run on a pretty steal and breakaway dunk by junior Alejo Rodriguez. Creighton would not get closer than six points the rest of the way.

Freshman Kyle Smyth was named ESPN's Player of the Game with a team-high 14 points. He drained a season-best four three pointers and converted both free throw attempts while adding five rebounds and two assists with no turnovers. Rookie Mike McFadden had another strong game with 10 points and two rebounds. Machado chipped in 10 points and four assists. Rodriguez complemented his seven points with a team-leading six boards while being limited to 16 minutes due to foul trouble. Iona's star of the weekend, Jenkins, had six points, four assists and three rebounds.

Creighton 55 • 2-4

##	Player	f/c/g	Total		3-Ptr		Rebounds			PF	TP	A	T	Blk	Stl	Min
			FG-FGA	FG-FGA	FT-FTA	Off	Def	Tot								
01	Carter, Justin	f	0-2	0-0	1-4	0	1	1	1	1	2	0	2	0	14	
25	Lawson Jr., Kenny	c	5-8	0-0	8-10	2	4	6	0	18	0	3	1	0	25	
10	Stinnett, P'Allen	g	1-3	0-1	0-0	0	2	2	3	2	1	4	0	0	18	
24	Ashford, Darryl	g	2-5	1-1	0-0	1	6	7	2	5	0	1	2	2	25	
30	Young, Antoine	g	2-3	2-3	3-5	0	1	1	1	9	2	3	0	1	27	
03	Witter, Cavel	g	0-3	0-1	2-2	1	2	3	2	2	0	1	0	0	18	
12	Bock, Andrew	f	1-2	0-1	6-6	0	1	1	2	8	1	3	0	0	13	
13	Millard, Chad	0-0	0-0	0-0	0	0	0	1	0	0	0	0	0	0	2	
15	Korver, Kaleb	0-1	0-1	0-0	0	0	0	0	0	0	1	0	1	1	14	
23	Runnels, Wayne	2-3	0-0	0-0	0	5	5	1	4	0	2	1	0	0	13	
32	Harriman, Casey	0-1	0-1	0-0	1	0	1	4	0	0	0	0	0	1	15	
34	Wragg, Ethan	2-4	2-4	0-0	0	1	1	3	6	0	2	0	0	0	16	
Team						0	1	1								
Totals			15-35	5-13	20-27	5	24	29	20	55	7	21	7	5	200	
FG % 1st Half:		10-22	45.5%	5-13	38.5%	Game:		15-35	42.9%					Deadball		
3FG % 1st Half:		5-11	45.5%	2nd half:	0-2	0.0%	Game:		5-13	38.5%					Rebounds	
FT % 1st Half:		5-7	71.4%	2nd half:	15-20	75.0%	Game:		20-27	74.1%					4	

Iona College 63 • 4-2

##	Player	f/c/g	Total		3-Ptr		Rebounds			PF	TP	A	T	Blk	Stl	Min
			FG-FGA	FG-FGA	FT-FTA	Off	Def	Tot								
01	McFadden, Mike	f	4-7	0-0	2-2	0	2	2	2	10	0	0	0	0	27	
30	Huffman, Jonathan	f	0-0	0-0	0-0	0	0	0	3	0	0	0	0	0	13	
03	Machado, Scott	g	2-6	1-1	5-7	0	1	1	4	10	4	2	0	1	22	
11	Prodanovic, Milan	g	0-2	0-2	0-0	0	0	0	2	0	0	1	0	0	12	
33	Smyth, Kyle	g	4-10	4-8	2-2	0	5	5	2	14	2	0	0	1	31	
02	Williams, Keon	1-2	0-0	1-2	0	1	1	1	3	3	0	0	0	0	5	
05	Dwight, Rashon	1-3	1-2	2-2	0	1	1	0	5	0	0	1	2	1	13	
10	Fields, Trinity	2-3	0-0	1-2	0	1	1	1	5	2	3	1	1	1	16	
15	Jenkins, Jermel	2-5	2-2	0-0	2	1	3	0	6	4	3	0	1	1	27	
21	Rodriguez, Alejo	3-6	0-0	1-2	1	5	6	5	7	1	3	0	1	1	16	
32	McGill, Rashard	1-3	1-1	0-0	0	0	0	1	3	0	1	0	1	0	18	
Team						2	1	3								
Totals			20-47	9-16	14-19	5	18	23	21	63	13	13	2	8	200	
FG % 1st Half:		12-24	50.0%	8-23	34.8%	Game:		20-47	42.6%					Deadball		
3FG % 1st Half:		5-7	71.4%	2nd half:	4-9	44.4%	Game:		9-16	56.3%					Rebounds	
FT % 1st Half:		4-6	66.7%	2nd half:	10-13	76.9%	Game:		14-19	73.7%					3	

Officials: Curtis Shaw, Steve Olson, Steve Welmer
 Technical fouls: Creighton-None, Iona College-None.
 Attendance: 1846

Score by periods	1st	2nd	Total
Creighton	30	25	55
Iona College	33	30	63

	In Point	Off T/O	2nd Chance	Fast Break	Bench
CU	16	13	0	0	20
ION	22	14	3	9	29

Last FG - CU 2nd-00:16, ION 2nd-03:52.
 Largest lead - CU by 8 1st-06:58, ION by 10 2nd-00:21.

Score tied - 6 times.
 Lead changed - 6 times.



0 • TAAJ RIDLEY

SENIOR • FORWARD • 6-7 • 215 • BRONX, NY

7.0 PPG, 5.5 RPG, 1.0 APG, 47.6 FG%, 28.6 3FG%, 75.0 FT%

2012-13 SEASON

- Returned to the starting lineup for the first time in six games at Canisius and scored a career-high 18 points.
- Averaging 9.6 ppg in last five games played.
- Posted six double-digit point efforts, three double-digit rebounding efforts and two double-doubles.
- Long, athletic player that has the ability to step out for a three-pointer or bang down low on the glass.
- Multidimensional forward that can score inside and out

PRIOR TO THIS SEASON

- Appeared in all 33 games with 29 starts, as a junior.
- Averaged 6.7 points and 4.0 rebounds per game with two double-doubles.
- Junior College transfer and one of two New York City Public School Athletic League (PSAL) graduates (Sean Armand) on the roster.

TAAJ RIDLEY - CAREER/SEASON HIGHS

Points
 Career 18, at Canisius (2/2/13)
 Season 18, at Canisius (2/2/13)

Rebounds
 Career 16, at Manhattan (2/15/13)
 Season 16, at Manhattan (2/15/13)

Field Goals
 Career 7, twice (at Canisius - 2/2/13)
 Season 7, at Canisius (2/2/13)

3-Pt. FG
 Career 1, five times (at Loyola - 1/27/13)
 Season 1, four times (at Loyola - 1/27/13)

Free Throws
 Career 5, vs. Niagara (11/28/12)
 Season 5, vs. Niagara (11/28/12)

Assists
 Career 4, twice (vs. Canisius - 1/13/13)
 Season 4, twice (vs. Canisius - 1/13/13)

Blocks
 Career 2, vs. Niagara (11/28/12)
 Season 2, vs. Niagara (11/28/12)

Steals
 Career 3, vs. Western Michigan (11/18/11)
 Season 2, vs. Illinois-Chicago (11/19/12)

Minutes
 Career 42, at Manhattan (2/15/13)
 Season 42, at Manhattan (2/15/13)

TAAJ RIDLEY 2012-13 GAME-BY-GAME STATISTICS


Opponent	Date	gs	min	Total		3-Pointers		Free throws		Rebounds			pf	a	t/o	blk	stl	pts	avg		
				fg-fga	pct	3fg-fga	pct	ft-fa	pct	off	def	tot								avg	
DENVER	11/09/12	*	30	3-3	1.000	0-0	.000	1-2	.500	0	5	5	5.0	1	0	4	0	1	7	7.0	
vs Quinnipiac	11/16/12	*	32	2-6	.333	0-0	.000	3-4	.750	5	4	9	7.0	3	1	0	1	0	7	7.0	
vs Wake Forest	11/17/12	*	13	3-3	1.000	0-0	.000	0-0	.000	1	4	5	6.3	5	1	2	0	0	6	6.7	
vs Illinois-Chicago	11/19/12	*	30	3-9	.333	0-1	.000	3-3	1.000	5	5	10	7.3	4	1	2	0	2	9	7.3	
NIAGARA	11/28/12		22	2-5	.400	0-0	.000	5-6	.833	2	1	3	6.4	4	0	1	2	0	9	7.6	
at Saint Peter's	12/05/12		28	4-7	.571	0-0	.000	0-0	.000	4	4	8	6.7	2	1	1	0	1	8	7.7	
vs Rutgers	12/08/12		21	2-6	.333	0-0	.000	0-0	.000	0	2	2	6.0	5	1	2	0	0	4	7.1	
at Georgia	12/15/12		22	2-4	.500	0-1	.000	0-0	.000	0	1	1	5.4	5	2	0	0	1	4	6.8	
LIBERTY	12/18/12		5	0-0	.000	0-0	.000	0-0	.000	2	0	2	5.0	5	1	0	0	0	0	6.0	
at La Salle	12/20/12		9	1-1	1.000	0-0	.000	0-0	.000	1	2	3	4.8	2	0	2	0	0	2	5.6	
NORFOLK STATE	12/23/12		25	4-8	.500	0-1	.000	2-2	1.000	3	6	9	5.2	2	1	1	0	0	10	6.0	
at Saint Joseph's	12/28/12		18	4-5	.800	1-1	1.000	0-2	.000	2	3	5	5.2	3	2	1	0	0	9	6.3	
at St. Bonaventure	12/31/12	*	38	5-8	.625	0-1	.000	3-3	1.000	4	4	8	5.4	2	4	1	1	1	13	6.8	
at Siena	01/04/13	*	21	1-4	.250	0-0	.000	4-4	1.000	2	2	4	5.3	1	0	2	1	0	6	6.7	
MANHATTAN	01/06/13	*	28	5-10	.500	1-1	1.000	3-5	.600	1	6	7	5.4	3	0	1	1	0	14	7.2	
at Marist	01/10/13	*	26	2-8	.250	0-1	.000	1-2	.500	2	3	5	5.4	1	0	0	0	0	5	7.1	
CANISIUS	01/13/13	*	23	3-5	.600	1-2	.500	1-2	.500	1	4	5	5.4	2	4	1	0	1	8	7.1	
SAINT PETER'S	01/25/13		7	1-1	1.000	0-0	.000	0-0	.000	0	0	0	5.1	2	1	0	0	0	2	6.8	
at Loyola Maryland	01/27/13		15	1-1	1.000	1-1	1.000	0-0	.000	1	1	2	4.9	2	0	0	0	1	3	6.6	
at Niagara	01/31/13		13	1-4	.250	0-1	.000	0-0	.000	1	2	3	4.8	2	0	0	0	0	2	6.4	
at Canisius	02/02/13	*	30	7-15	.467	0-2	.000	4-6	.667	5	2	7	4.9	3	1	3	1	1	18	7.0	
MARIST	02/07/13	*	36	5-10	.500	0-0	.000	2-2	1.000	5	6	11	5.2	4	1	2	0	1	12	7.2	
RIDER	02/09/13	*	32	2-6	.333	0-0	.000	2-2	1.000	2	3	5	5.2	4	1	0	1	0	6	7.1	
at Manhattan	02/15/13	*	42	5-12	.417	0-1	.000	2-3	.667	5	11	16	5.6	4	1	1	0	1	12	7.3	
at Fairfield	02/18/13	*	8	0-2	.000	0-0	.000	0-0	.000	1	2	3	5.5	3	1	3	0	0	0	7.0	
Totals			14	574	68-143	.476	4-14	.286	36-48	.750	55	83	138	5.5	74	25	30	8	11	176	7.0

Games played: 25
 Minutes/game: 23.0
 Points/game: 7.0
 FG Pct: 47.6
 3FG Pct: 28.6
 FT Pct: 75.0

Rebounds/game: 5.5
 Assists/game: 1.0
 Turnovers/game: 1.2
 Assist/turnover ratio: 0.8
 Steals/game: 0.4
 Blocks/game: 0.3

TAAJ RIDLEY CAREER STATISTICS

Season	gp-gs	min/avg	Total		3-Point		F-Throws		Rebounds				Scoring							
			fg-fga	pct	fg-fga	pct	ft-fa	pct	off	def	tot	avg	pf	fo	ast	to	blk	stl	pts	avg
2012-13	18-16	553/30.7	92-180	.511	0-0	.000	54-83	.651	59	128	187	10.4	55	0	24	33	31	20	238	13.2
TOTAL	18-16	553/30.7	92-180	.511	0-0	.000	54-83	.651	59	128	187	10.4	55	0	24	33	31	20	238	13.2



1 • DeSEAN ANDERSON

JUNIOR • FORWARD • 6-8 • 200 • INGLEWOOD, CA

0.4 PPG, 0.6 RPG, 0.0 APG, 0.0 FG%, 0.0 3FG%, 100.0 FT%

2012-13 SEASON

- Has seen limited action off the bench in five contests.
- Made his first Division I appearance vs. Wake Forest where he recorded first field goal
- Smooth, athletic and versatile post player that will see action on the wing and power forward positions
- A 6-8 skilled performer that can run the floor well and can step out and shoot from 18 feet
- Has solid leaping ability and is most comfortable facing the basket and getting to the rim.

PRIOR TO THIS SEASON

- Played as a sophomore for LA Trade Tech in downtown Los Angeles and spent his freshman season at San Bernadino Valley College.
- Played scholastically for Inglewood High School and was a teammate of fellow Gael DaShawn Gomez.

DESEAN ANDERSON - CAREER/SEASON HIGHS

Points	
Career	2, vs. Wake Forest (11/17/12)
Season	2, vs. Wake Forest (11/17/12)
Rebounds	
Career	2, vs. Wake Forest (11/17/12)
Season	2, vs. Wake Forest (11/17/12)
Field Goals	
Career	0
Season	0
3-Pt. FG	
Career	0
Season	0
Free Throws	
Career	2, vs. Wake Forest (11/17/12)
Season	2, vs. Wake Forest (11/17/12)
Assists	
Career	0
Season	0
Blocks	
Career	0
Season	0
Steals	
Career	0
Season	0
Minutes	
Career	9, vs. Wake Forest (11/17/12)
Season	9, vs. Wake Forest (11/17/12)


DeSEAN ANDERSON 2012-13 GAME-BY-GAME STATISTICS

Opponent	Date	gs	min	Total		3-Pointers		Free throws		Rebounds				pf	a	t/o	blk	stl	pts	avg	
				fg-fga	pct	3fg-fga	pct	ft-fta	pct	off	def	tot	avg								
vs Wake Forest	11/17/12		9	0-2	.000	0-0	.000	2-2	1.000	1	1	2	2.0	5	0	1	0	0	2	2.0	
LIBERTY	12/18/12		2	0-0	.000	0-0	.000	0-0	.000	0	1	1	1.5	2	0	0	0	0	0	1.0	
NORFOLK STATE	12/23/12		2	0-0	.000	0-0	.000	0-0	.000	0	0	0	1.0	0	0	1	0	0	0	0.7	
SAINT PETER'S	01/25/13		2	0-0	.000	0-0	.000	0-0	.000	0	0	0	0.8	0	0	0	0	0	0	0.5	
at Fairfield	02/18/13		2	0-0	.000	0-0	.000	0-0	.000	0	0	0	0.6	1	0	0	0	0	0	0.4	
Totals			0	17	0-2	.000	0-0	.000	2-2	1.000	1	2	3	0.6	8	0	2	0	0	2	0.4

Games played: 5
 Minutes/game: 3.4
 Points/game: 0.4
 FG Pct: 0.0
 FT Pct: 100.0
 Rebounds/game: 0.6
 Turnovers/game: 0.4

DeSEAN ANDERSON CAREER STATISTICS

Season	gp-gs	min/avg	Total		3-Point		F-Throws		Rebounds				Scoring							
			fg-fga	pct	fg-fga	pct	ft-fta	pct	off	def	tot	avg	pf	fo	ast	to	blk	stl	pts	avg
2012-13	5-0	17/3.4	0-2	.000	0-0	.000	2-2	1.000	1	2	3	0.6	8	1	0	2	0	0	2	0.4
TOTAL	5-0	17/3.4	0-2	.000	0-0	.000	2-2	1.000	1	2	3	0.6	8	1	0	2	0	0	2	0.4



2 • LAMONT JONES

SENIOR • GUARD • 6-0 • 196 • HARLEM, NY

22.9 PPG, 3.1 RPG, 3.6 APG, 44.6 FG%, 32.9 3FG%, 87.4 FT%

2012-13 SEASON

- Ranks No. 3 in the NCAA with 22.9 points per game, leading the Gaels and the MAAC.
- Also No. 30 in the nation with a 87.4% free throw percentage.
- Ranks No. 2 in free throws made and has recorded 11 games with 10 or more free throws.
- Has recorded 26 double-digit point efforts, 20 with 20 or more points, four with 30 or more and the second 40-point effort of his career (vs. Quinnipiac).
- His 14-for-14 free throw shooting effort vs. Rutgers was the third most makes for a perfect performance in school history.
- Quad-captain with junior Sean Armand and seniors Taj Ridley and Nyandigisi Moikobu

PRIOR TO THIS SEASON

- Was one of three players on the Gaels to appear in and start all 33 games in 2011-12. Earned All-MAAC and All-MBWA Second Team honors. Averaged 15.7 points, 3.3 rebounds, 2.9 assists and 1.2 steals per game with a .780 free throw percentage. Had 26 double-digit point efforts with 11 games with 20 or more including a career-high and Hynes Center record 43 points vs. Canisius.
- Played his freshman and sophomore campaigns at the University of Arizona and was an honorable mention All-Pac-10 selection in 2011.
- * Attended Oak Hill Academy in Virginia as a senior scholastic athlete.

LAMONT JONES - CAREER/SEASON HIGHS

Points

Career 43, vs. Canisius (2/2/12)
 Season 40, vs. Quinnipiac (11/16/12)

Rebounds

Career 8, twice (at Niagara - 1/31/13)
 Season 8, at Niagara (1/31/13)

Field Goals

Career 16, vs. Canisius (2/2/12)
 Season 13, vs. Quinnipiac (11/16/12)

3-Pt. FG

Career 7, vs. Canisius (2/2/12)
 Season 4, vs. Manhattan (1/6/13)

Free Throws

Career 14, vs. Rutgers (12/8/12)
 Season 14, vs. Rutgers (12/8/12)

Assists

Career 8, at William & Mary (12/21/11)
 Season 7, vs. Denver (11/9/12)

Blocks

Career 1, five times (vs. Norfolk State - 12/23/12)
 Season 1, twice (vs. Norfolk State - 12/23/12)

Steals

Career 4, at Marist (1/10/13)
 Season 4, at Marist (1/10/13)

Minutes

Career 50, at Manhattan (2/15/13)
 Season 50, at Manhattan (2/15/13)

LAMONT JONES 2012-13 GAME-BY-GAME STATISTICS

Opponent	Date	gs	min	Total		3-Pointers		Free throws		Rebounds				pf	a	t/o	blk	stl	pts	avg	
				fg-fga	pct	3fg-fga	pct	ft-fga	pct	off	def	tot	avg								
DENVER	11/09/12	*	40	7-15	.467	3-4	.750	3-3	1.000	0	1	1	1.0	1	7	5	0	1	20	20.0	
vs Quinnipiac	11/16/12	*	43	13-28	.464	2-7	.286	12-15	.800	1	1	2	1.5	4	0	2	0	2	40	30.0	
vs Wake Forest	11/17/12	*	30	7-15	.464	3-6	.500	4-4	1.000	0	4	4	2.3	1	6	3	1	2	21	27.0	
vs Illinois-Chicago	11/19/12	*	37	10-20	.500	2-7	.286	0-0	.000	1	2	3	2.5	4	3	4	0	0	22	25.8	
NIAGARA	11/28/12	*	28	3-10	.300	0-3	.000	6-6	1.000	1	0	1	2.2	3	5	3	0	1	12	23.0	
at Saint Peter's	12/05/12	*	38	4-14	.286	0-3	.000	3-6	.500	0	1	1	2.0	3	2	4	0	1	11	21.0	
vs Rutgers	12/08/12	*	35	6-17	.353	0-4	.000	14-14	1.000	0	1	1	1.9	4	3	6	0	2	26	21.7	
at Georgia	12/15/12	*	41	9-20	.450	2-8	.250	5-6	.833	1	3	4	2.1	3	6	3	0	2	25	22.1	
LIBERTY	12/18/12	*	28	9-13	.692	3-6	.500	3-3	1.000	1	6	7	2.7	3	5	6	0	1	24	22.3	
at La Salle	12/20/12	*	35	8-18	.444	3-7	.429	0-0	.000	1	3	4	2.8	1	3	3	0	1	19	22.0	
NORFOLK STATE	12/23/12		31	6-14	.429	0-5	.000	12-12	1.000	0	2	2	2.7	1	5	1	1	1	24	22.2	
at Saint Joseph's	12/28/12	*	38	10-20	.500	1-4	.250	4-6	.667	0	1	1	2.6	3	5	6	0	0	25	22.4	
at St. Bonaventure	12/31/12	*	38	7-11	.636	3-5	.600	6-6	1.000	0	4	4	2.7	2	5	4	0	1	23	22.5	
at Siena	01/04/13	*	37	4-13	.308	1-4	.250	10-11	.909	1	3	4	2.8	0	5	1	0	1	19	22.2	
MANHATTAN	01/06/13	*	38	8-17	.471	4-5	.800	10-10	1.000	1	1	2	2.7	2	2	4	0	2	30	22.7	
at Marist	01/10/13	*	36	10-17	.588	3-7	.429	3-4	.750	1	4	5	2.9	2	6	1	0	4	26	22.9	
CANISIUS	01/13/13	*	25	2-9	.222	1-6	.167	2-3	.667	1	1	2	2.8	4	5	1	0	1	7	22.0	
FAIRFIELD	01/18/13	*	37	10-17	.588	3-5	.600	4-4	1.000	2	1	3	2.8	3	1	3	0	0	27	22.3	
at Rider	01/20/13	*	40	5-16	.313	0-5	.000	10-11	.909	0	3	3	2.8	3	1	5	0	1	20	22.2	
SAINT PETER'S	01/25/13	*	36	5-13	.385	3-6	.500	11-14	.786	1	2	3	2.9	2	4	3	0	0	24	22.3	
at Loyola Maryland	01/27/13	*	39	6-15	.400	0-3	.000	11-12	.917	0	1	1	2.8	1	1	3	0	0	23	22.3	
at Niagara	01/31/13	*	43	8-17	.471	1-5	.200	6-6	1.000	4	4	8	3.0	1	2	8	0	1	23	22.3	
at Canisius	02/02/13	*	32	5-16	.313	1-5	.200	2-2	1.000	1	3	4	3.0	3	4	3	0	2	13	21.9	
MARIST	02/07/13		45	12-25	.480	3-8	.375	10-13	.769	0	5	5	3.1	2	6	2	0	0	37	22.5	
RIDER	02/09/13	*	39	10-19	.526	1-5	.200	11-13	.846	1	5	6	3.2	2	3	4	0	0	32	22.9	
at Manhattan	02/15/13	*	50	6-20	.300	3-7	.429	2-4	.500	0	1	1	3.2	5	1	3	0	1	17	22.7	
at Fairfield	02/18/13	*	37	9-17	.529	1-3	.333	10-11	.909	0	2	2	3.1	0	1	1	0	1	29	22.9	
Totals			25	996	199-446	.446	47-143	.329	174-199	.874	19	65	84	3.1	63	97	92	2	29	619	22.9

Games played: 27
 Minutes/game: 36.9
 Points/game: 22.9
 FG Pct: 44.6
 3FG Pct: 32.9
 FT Pct: 87.4

Rebounds/game: 3.1
 Assists/game: 3.6
 Turnovers/game: 3.4
 Assist/turnover ratio: 1.1
 Steals/game: 1.1
 Blocks/game: 0.1

LAMONT JONES CAREER STATISTICS

Season	gp-gs	min/avg	Total		3-Point		F-Throws		Rebounds				Scoring							
			fg-fga	pct	fg-fga	pct	ft-fga	pct	off	def	tot	avg	pf	fo	ast	to	blk	stl	pts	avg
2009-10*	30-1	563/18.8	78-187	.417	10-53	.189	31-44	.705	13	40	53	1.8	50	1	47	41	0	2	197	6.6
2010-11*	38-38	988/26.0	130-311	.418	25-79	.316	82-99	.828	10	50	60	1.6	65	1	93	72	1	24	367	9.7
2011-12	33-33	1132/34.3	197-429	.459	53-150	.353	71-91	.780	25	83	108	3.3	64	0	95	71	2	40	518	15.7
2012-13	27-25	996/36.9	199-446	.446	47-143	.329	174-199	.874	19	65	84	3.1	63	1	97	92	2	29	619	22.9
TOTAL	60-58	2128/35.5	396-875	.453	100-293	.341	245-290	.845	44	148	192	3.2	127	1	192	163	4	69	1137	19.0
All*	128-97	3679/28.7	604-1373	.440	135-425	.318	358-433	.827	67	238	305	2.4	242	3	332	276	5	95	1701	13.3



3 • TAVON SLEDGE

SOPHOMORE • GUARD • 5-9 • 175 • SPRING VALLEY, NY

6.3 PPG, 3.1 RPG, 3.3 APG, 51.8 FG%, 23.1 3FG%, 55.8 FT%

2012-13 SEASON

- Starting guard, has seen action at both the point and two-guard position, has started 19 of 27 games.
- Had his first collegiate double-double with 13 points and 10 assists vs. Saint Peter's
- Recorded six games with double-digit points including career-high 14 at Rider.
- Had a season-best eight rebounds vs. Norfolk State on Dec. 23 and 10 assists vs. Saint Peter's
- Smooth, athletic and versatile post player that will see action on the wing and power forward positions
- Jet quick with extraordinary leaping ability. Is an excellent rebounder at just 5-9.
- Granted a waiver by the NCAA Committee For Legislative Relief to play right away based on an NCAA rule involving transfers due to injury or illness of an immediate family member and a student athlete's well-being.

PRIOR TO THIS SEASON

- Saw limited action during his freshman season at Iowa State University.
- Played scholastically for Half Hollow Hills West High School on Long Island.

TAVON SLEDGE - CAREER/SEASON HIGHS

Points
 Career 14, at Rider (1/20/13)
 Season 14, at Rider (1/20/13)

Rebounds
 Career 8, vs. Norfolk State (12/23/12)
 Season 8, vs. Norfolk State (12/23/12)

Field Goals
 Career 6, twice (at Rider - 1/20/13)
 Season 6, twice (at Rider - 1/20/13)

3-Pt. FG
 Career 2, at Georgia (12/15/12)
 Season 2, at Georgia (12/15/12)

Free Throws
 Career 5, at Saint Peter's (12/5/12)
 Season 5, at Saint Peter's (12/5/12)

Assists
 Career 10, vs. Saint Peter's (1/25/13)
 Season 10, vs. Saint Peter's (1/25/13)

Blocks
 Career 2, vs. Denver (11/9/12)
 Season 2, vs. Denver (11/9/12)

Steals
 Career 4, vs. Niagara (11/28/12)
 Season 4, vs. Niagara (11/28/12)

Minutes
 Career 36, vs. Quinnipiac (11/16/12)
 Season 36, vs. Quinnipiac (11/16/12)

TAVON SLEDGE 2012-13 GAME-BY-GAME STATISTICS


Opponent	Date	gs	min	Total		3-Pointers		Free throws		Rebounds				pf	t/o	blk	stl	pts	avg		
				fg-fga	pct	3fg-fga	pct	ft-fga	pct	off	def	tot	avg								
DENVER	11/09/12		28	3-4	.750	0-0	.000	0-0	.000	2	5	7	7.0	1	5	3	2	2	6	6.0	
vs Quinnipiac	11/16/12	*	36	2-5	.400	0-1	.000	0-0	.000	2	5	7	7.0	2	5	1	0	1	4	5.0	
vs Wake Forest	11/17/12		30	4-8	.500	0-0	.000	1-2	.500	3	4	7	7.0	0	5	3	0	2	9	6.3	
vs Illinois-Chicago	11/19/12		23	4-6	.667	0-0	.000	0-0	.000	2	1	3	6.0	2	0	2	1	1	8	6.8	
NIAGARA	11/28/12	*	32	6-12	.500	0-0	.000	0-2	.000	2	4	6	6.0	0	5	1	0	4	12	7.8	
at Saint Peter's	12/05/12	*	26	4-9	.444	0-2	.000	5-6	.833	1	1	2	5.3	1	3	4	0	2	13	8.7	
vs Rutgers	12/08/12	*	21	0-3	.000	0-0	.000	0-0	.000	0	3	3	5.0	0	2	2	0	2	0	7.4	
at Georgia	12/15/12	*	34	4-6	.667	2-3	.667	0-1	.000	0	2	2	4.6	3	5	4	0	1	10	7.8	
LIBERTY	12/18/12	*	24	3-9	.333	0-2	.000	0-2	.000	0	1	1	4.2	0	3	0	0	1	6	7.6	
at La Salle	12/20/12	*	18	1-3	.333	0-0	.000	0-0	.000	0	3	3	4.1	4	0	2	0	1	2	7.0	
NORFOLK STATE	12/23/12	*	30	5-8	.625	0-0	.000	2-3	.667	2	6	8	4.5	1	2	3	1	0	12	7.5	
at Saint Joseph's	12/28/12	*	32	3-5	.600	0-1	.000	0-0	.000	0	5	5	4.5	3	5	0	0	1	6	7.3	
at St. Bonaventure	12/31/12	*	28	3-7	.429	0-2	.000	0-0	.000	1	4	5	4.5	1	3	2	0	1	6	7.2	
at Siena	01/04/13	*	17	0-2	.000	0-1	.000	0-0	.000	1	1	2	4.4	2	0	2	0	1	0	6.7	
MANHATTAN	01/06/13	*	20	2-2	1.000	0-0	.000	2-3	.667	0	0	0	4.1	4	8	4	1	1	6	6.7	
at Marist	01/10/13	*	32	4-7	.571	0-0	.000	0-0	.000	2	1	3	4.0	1	5	1	0	2	8	6.8	
CANISIUS	01/13/13	*	19	0-1	.000	0-0	.000	0-0	.000	0	1	1	3.8	0	3	1	0	0	0	6.4	
FAIRFIELD	01/18/13	*	17	2-4	.500	0-0	.000	2-4	.500	2	0	2	3.7	0	0	2	0	2	6	6.3	
at Rider	01/20/13		32	6-11	.545	0-0	.000	2-3	.667	1	1	2	3.6	2	1	0	0	1	14	6.7	
SAINT PETER'S	01/25/13	*	35	6-8	.750	0-0	.000	1-2	.500	0	1	1	3.5	1	10	1	0	1	13	7.1	
at Loyola Maryland	01/27/13	*	29	4-4	1.000	0-0	.000	1-3	.333	1	4	5	3.6	1	3	5	0	0	9	7.1	
at Niagara	01/31/13	*	28	2-5	.400	0-0	.000	4-6	.667	0	0	0	3.4	4	3	1	0	0	8	7.2	
at Canisius	02/02/13		9	0-0	.000	0-0	.000	0-0	.000	0	0	0	3.3	0	1	0	0	0	0	6.9	
MARIST	02/07/13		26	2-3	.667	0-0	.000	0-0	.000	0	2	2	3.2	2	3	2	0	0	4	6.8	
RIDER	02/09/13		31	0-1	.000	0-0	.000	4-6	.667	0	3	3	3.2	3	5	0	0	2	4	6.6	
at Manhattan	02/15/13	*	19	0-1	.000	0-0	.000	0-0	.000	0	1	1	3.1	1	1	1	0	1	0	6.4	
at Fairfield	02/18/13		17	2-5	.400	1-1	1.000	0-0	.000	0	2	2	3.1	1	2	1	0	0	5	6.3	
Totals			19	693	72-139	.518	3-13	.231	24-43	.558	22	61	83	3.1	40	88	48	5	30	171	6.3

Games played: 27
 Minutes/game: 25.7
 Points/game: 6.3
 FG Pct: 51.8
 3FG Pct: 23.1
 FT Pct: 55.8

Rebounds/game: 3.1
 Assists/game: 3.3
 Turnovers/game: 1.8
 Assist/turnover ratio: 1.8
 Steals/game: 1.1
 Blocks/game: 0.2

TAVON SLEDGE CAREER STATISTICS

Season	gp-gs	min/avg	Total		3-Point		F-Throws		Rebounds				Scoring							
			fg-fga	pct	fg-fga	pct	ft-fga	pct	off	def	tot	avg	pf	fo	ast	to	blk	stl	pts	avg
2011-12*	8-0	18/2.3	3-5	.600	0-0	.000	2-4	.500	0	0	0	0.0	2	0	3	4	0	1	8	1.0
2012-13	27-19	693/25.7	72-139	.518	3-13	.231	24-43	.558	22	61	83	3.1	40	0	88	48	5	30	171	6.3
TOTAL	27-19	693/25.7	72-139	.518	3-13	.231	24-43	.558	22	61	83	3.1	40	0	88	48	5	30	171	6.3
All*	35-19	711/20.3	75-144	.521	3-13	.231	26-47	.553	22	61	83	2.4	42	0	91	52	5	31	179	5.1



5 • A.J. ENGLISH

FRESHMAN • GUARD • 6-4 • 180 • WILMINGTON, DE

7.0 PPG, 2.5 RPG, 1.3 APG, 40.8 FG%, 40.8 3FG%, 62.5 FT%

2012-13 SEASON

- Had surgery to repair broken right wrist on Jan. 25, hopeful to return for MAAC Championship.
- Three-time MAAC Rookie of the Week (12/17, 12/24, 1/7), the most in the conference.
- Posted six double-digit point efforts and appeared in 17 games with six starts.
- Recorded a season-high seven rebounds and three assists vs. Liberty and matched the assist total at La Salle.
- Perimeter scoring threat with the ability to put points on the board in bunches.
- Has a good stroke from behind the three-point line and can shoot it equally well off the dribble in the mid-range area. Also has a good feel for attacking close-outs and can get it to the rim if necessary.

PRIOR TO THIS SEASON

- Son of A.J. English II, an All-American at Virginia Union University and two-year NBA veteran with the Washington Bullets from 1990-1992 where he averaged just under 10.0 points per game.
- Delaware native played for head coach Jeremiah Quinn at St. Thomas More Prep in Connecticut in 2011-12.
- Played scholastically at Appoquinimink HS in Middletown, DE.

A.J. ENGLISH - CAREER/SEASON HIGHS

Points
 Career 17, twice (vs. Liberty - 12/18/12)
 Season 17, twice (vs. Liberty - 12/18/12)

Rebounds
 Career 7, vs. Liberty (12/18/12)
 Season 7, vs. Liberty (12/18/12)

Field Goals
 Career 6, at Georgia (12/15/12)
 Season 6, at Georgia (12/15/12)

3-Pt. FG
 Career 5, vs. Liberty (12/18/12)
 Season 5, vs. Liberty (12/18/12)

Free Throws
 Career 2, four times (vs. Fairfield, 1/18/12)
 Season 2, four times (vs. Fairfield, 1/18/12)

Assists
 Career 3, three times (vs. Fairfield, 1/18/12)
 Season 3, three times (vs. Fairfield, 1/18/12)

Blocks
 Career 2, twice (vs. Manhattan - 1/6/13)
 Season 2, twice (vs. Manhattan - 1/6/13)

Steals
 Career 2, three times (at Rider, 1/20/12)
 Season 2, three times (at Rider, 1/20/12)

Minutes
 Career 37, at Georgia (12/15/12)
 Season 37, at Georgia (12/15/12)

A.J. ENGLISH 2012-13 GAME-BY-GAME STATISTICS


Game	Date	pts	fg	fga	3pt	3ptfga	ft	fta	trb	ast	stl	blk	pts	fg	fga	3pt	3ptfga	ft	fta	trb	ast	stl	blk	
vs Wake Forest	11/17/12	2	0-2	.000	0-1	.000	0-0	.000	0	0	0	0	0	0	0	0	0	0	0	0	0	0	0	0
NIAGARA	11/28/12	14	0-1	.000	0-1	.000	0-0	.000	1	1	2	0.7	2	1	1	0	1	0	0	0	0	0	0	0
at Saint Peter's	12/05/12	17	1-3	.333	1-3	.333	0-0	.000	0	1	1	0.8	0	1	0	0	0	0	0	3	0.8			
vs Rutgers	12/08/12	20	2-5	.400	2-3	.667	2-2	1.000	0	2	2	1.0	2	1	1	0	0	8	2.2					
at Georgia	12/15/12 *	37	6-13	.462	4-11	.364	1-2	.500	1	0	1	1.0	2	0	1	0	1	17	4.7					
LIBERTY	12/18/12 *	28	5-9	.556	5-8	.625	2-2	1.000	2	5	7	1.9	3	3	0	0	1	17	6.4					
at La Salle	12/20/12 *	36	3-7	.429	1-5	.200	0-0	.000	0	2	2	1.9	4	3	2	0	3	7	6.5					
NORFOLK STATE	12/23/12 *	16	3-6	.500	2-5	.400	0-2	.000	0	3	3	2.0	1	2	0	0	1	8	6.7					
at Saint Joseph's	12/28/12 *	30	3-12	.250	3-11	.273	2-2	1.000	3	3	6	2.4	1	1	2	0	0	11	7.1					
at St. Bonaventure	12/31/12	17	4-5	.800	3-4	.750	0-0	.000	0	3	3	2.5	3	2	0	0	0	11	7.5					
at Siena	01/04/13	31	4-9	.444	2-4	.500	1-2	.500	1	2	3	2.5	3	2	0	2	1	11	7.8					
MANHATTAN	01/06/13	22	2-5	.400	2-3	.667	0-0	.000	0	2	2	2.5	1	1	1	2	1	6	7.6					
at Marist	01/10/13	15	1-3	.333	1-3	.333	0-0	.000	0	3	3	2.5	1	0	1	1	0	3	7.3					
CANISIUS	01/13/13	19	4-7	.571	2-3	.667	0-2	.000	0	0	0	2.3	0	1	0	1	1	10	7.5					
FAIRFIELD	01/18/13	26	1-5	.200	0-1	.000	2-2	1.000	3	3	6	2.6	4	3	0	0	2	4	7.3					
at Rider	01/20/13 *	35	1-6	.167	1-5	.200	0-0	.000	0	1	1	2.5	2	1	0	0	2	3	7.0					
Totals		6	371	40-98	.408	29-71	.408	10-16	.625	11	31	42	2.5	30	22	9	6	14	119	7.0				

Games played: 17
 Minutes/game: 21.8
 Points/game: 7.0
 FG Pct: 40.8
 3FG Pct: 40.8
 FT Pct: 62.5

Rebounds/game: 2.5
 Assists/game: 1.3
 Turnovers/game: 0.5
 Assist/turnover ratio: 2.4
 Steals/game: 0.8
 Blocks/game: 0.4

A.J. ENGLISH CAREER STATISTICS

Season	gp-gs		min/avg		Total fg-fga pct		3-Point fg-fga pct		F-Throws ft-fta pct		Rebounds off def tot avg				Scoring pf fo ast to blk stl pts avg										
	gp	gs	min	avg	fg	fga	pct	fg	fga	pct	ft	fta	pct	off	def	tot	avg	pf	fo	ast	to	blk	stl	pts	avg
2012-13	17	6	371	21.8	40	98	.408	29	71	.408	10	16	.625	11	31	42	2.5	30	0	22	9	6	14	119	7.0
TOTAL	17	6	371	21.8	40	98	.408	29	71	.408	10	16	.625	11	31	42	2.5	30	0	22	9	6	14	119	7.0



10 • DaSHAWN GOMEZ

JUNIOR • GUARD • 6-2 • 190 • INGLEWOOD, CA

2.0 PPG, 0.8 RPG, 1.8 APG, 31.9 FG%, 36.1 3FG%, 71.4 FT%

2012-13 SEASON

- Reserve point guard, has appeared in 24 games including one start vs. Norfolk State
- Had a season-high nine points in win over Fairfield
- Posted 25 assists in a row before committing his second turnover late in first half vs. Fairfield
- Holds a 3.9:1 assist-to-turnover ratio this season (43 assists, 11 turnovers)
- Described as a "coach on the floor", has good leadership abilities. Possesses good range on his jump shot and a solid ability to distribute the ball.

PRIOR TO THIS SEASON

- Played two seasons with Antelope Valley College in the Los Angeles suburb of Lancaster, CA.
- Played his freshman season at New Mexico State and averaged 8.1 minutes per contest. Sustained an eye injury and received a medical hardship waiver from the NCAA to retain year of eligibility.
- A four-year varsity starter at Inglewood High School and was a teammate of fellow Gael DeSean Anderson

DASHAWN GOMEZ - CAREER/SEASON HIGHS

Points
 Career9, vs. Fairfield (1/18/13)
 Season.....9, vs. Fairfield (1/18/13)

Rebounds
 Career6, at Canisius (2/2/13)
 Season.....6, at Canisius (2/2/13)

Field Goals
 Career3, vs. Fairfield (1/18/13)
 Season.....3, vs. Fairfield (1/18/13)

3-Pt. FG
 Career3, vs. Fairfield (1/18/13)
 Season.....3, vs. Fairfield (1/18/13)

Free Throws
 Career2, twice (at Manhattan - 2/15/13)
 Season.....2, at Manhattan (2/15/13)

Assists
 Career5, three times (at Manhattan - 2/15/13)
 Season.....5, three times (at Manhattan - 2/15/13)

Blocks
 Career0
 Season.....0

Steals
 Career2, at Manhattan (2/15/13)
 Season.....2, at Manhattan (2/15/13)

Minutes
 Career35, at Manhattan (2/15/13)
 Season.....35, at Manhattan (2/15/13)

DaSHAWN GOMEZ 2012-13 GAME-BY-GAME STATISTICS


Opponent	Date	gs	min	Total		3-Pointers		Free throws		Rebounds				pf	a	t/o	blk	stl	pts	avg
				fg-fga	pct	3fg-fga	pct	ft-fa	pct	off	def	tot	avg							
DENVER	11/09/12	6	0-0	.000	0-0	.000	0-0	.000	0	0	0	0.0	0	0	1	0	0	0	0.0	
vs Quinnipiac	11/16/12	4	1-2	.500	1-1	1.000	0-0	.000	0	0	0	0.0	1	0	0	0	1	3	1.5	
vs Wake Forest	11/17/12	14	1-3	.333	1-3	.333	0-0	.000	0	0	0	0.0	1	2	0	0	0	3	2.0	
vs Illinois-Chicago	11/19/12	7	0-0	.000	0-0	.000	1-2	.500	0	1	1	0.3	1	1	0	0	0	1	1.8	
vs Rutgers	12/08/12	10	0-1	.000	0-1	.000	0-0	.000	0	0	0	0.2	0	2	0	0	1	0	1.4	
at Georgia	12/15/12	7	0-0	.000	0-0	.000	0-0	.000	0	1	1	0.3	1	1	0	0	1	0	1.2	
LIBERTY	12/18/12	5	0-0	.000	0-0	.000	0-0	.000	0	0	0	0.3	0	3	0	0	0	0	1.0	
at La Salle	12/20/12	2	0-1	.000	0-1	.000	0-0	.000	0	0	0	0.3	0	0	0	0	0	0	0.9	
NORFOLK STATE	12/23/12 *	16	1-7	.143	1-6	.167	0-0	.000	1	0	1	0.3	1	5	0	0	1	3	1.1	
at Saint Joseph's	12/28/12	1	0-0	.000	0-0	.000	0-0	.000	0	0	0	0.3	1	0	0	0	0	0	1.0	
at St. Bonaventure	12/31/12	1	0-0	.000	0-0	.000	0-0	.000	0	0	0	0.3	0	0	0	0	0	0	0.9	
at Siena	01/04/13	3	0-0	.000	0-0	.000	0-0	.000	0	0	0	0.3	1	0	0	0	0	0	0.8	
MANHATTAN	01/06/13	12	0-2	.000	0-0	.000	1-2	.500	0	1	1	0.3	1	4	0	0	0	1	0.8	
at Marist	01/10/13	5	1-2	.500	0-1	.000	1-1	1.000	0	0	0	0.3	1	1	0	0	1	3	1.0	
CANISIUS	01/13/13	17	1-2	.500	1-2	.500	0-0	.000	1	0	1	0.3	0	5	0	0	0	3	1.1	
FAIRFIELD	01/18/13	17	3-5	.600	3-4	.750	0-0	.000	0	1	1	0.4	1	3	2	0	0	9	1.6	
at Rider	01/20/13	5	0-1	.000	0-1	.000	0-0	.000	0	0	0	0.4	0	0	1	0	1	0	1.5	
SAINT PETER'S	01/25/13	8	1-2	.500	1-2	.500	0-0	.000	0	0	0	0.3	0	3	1	0	1	3	1.6	
at Loyola Maryland	01/27/13	9	1-1	1.000	1-1	1.000	0-0	.000	1	1	2	0.4	2	1	1	0	0	3	1.7	
at Niagara	01/31/13	2	0-0	.000	0-0	.000	0-0	.000	0	0	0	0.4	0	0	1	0	0	0	1.6	
at Canisius	02/02/13	22	2-7	.286	1-5	.200	0-0	.000	1	5	6	0.7	1	4	1	0	0	5	1.8	
MARIST	02/07/13	9	1-1	1.000	1-1	1.000	0-0	.000	0	0	0	0.6	2	0	1	0	0	3	1.8	
at Manhattan	02/15/13	35	2-6	.333	2-5	.400	2-2	1.000	0	1	1	0.7	3	5	2	0	2	8	2.1	
at Fairfield	02/18/13 *	28	0-4	.000	0-2	.000	0-0	.000	2	2	4	0.8	0	3	0	0	0	0	2.0	
Totals		2	245	15-47	.319	13-36	.361	5-7	.714	6	13	19	0.8	18	43	11	0	9	48	2.0

Games played: 24
 Minutes/game: 10.2
 Points/game: 2.0
 FG Pct: 31.9
 3FG Pct: 36.1
 FT Pct: 71.4

Rebounds/game: 0.8
 Assists/game: 1.8
 Turnovers/game: 0.5
 Assist/turnover ratio: 3.9
 Steals/game: 0.4

DaSHAWN GOMEZ CAREER STATISTICS

Season	gp-gs	min/avg	Total		3-Point		F-Throws		Rebounds				Scoring							
			fg-fga	pct	fg-fga	pct	ft-fa	pct	off	def	tot	avg	pf	fo	ast	to	blk	stl	pts	avg
2009-10*	7-0	57/8.1	3-9	.333	2-8	.250	3-4	.750	0	7	7	1.0	6	0	3	7	0	2	11	1.6
2012-13	24-2	245/10.2	15-47	.319	13-36	.361	5-7	.714	6	13	19	0.8	18	0	43	11	0	9	48	2.0
TOTAL	24-2	245/10.2	15-47	.319	13-36	.361	5-7	.714	6	13	19	0.8	18	0	43	11	0	9	48	2.0
All*	31-2	302/9.7	18-56	.321	15-44	.341	8-11	.727	6	20	26	0.8	24	0	46	18	0	11	59	1.9



13 • DAVID LAURY

SOPHOMORE • FORWARD • 6-8 • 240 • EAST ORANGE, NJ

13.2 PPG, 10.4 RPG, 1.3 APG, 51.1 FG%, 0.0 3FG%, 65.1 FT%

2012-13 SEASON

- Has 20 or more points in four appearances in Maroon & Gold and leads the team seven double-doubles including a stretch of five straight from Jan. 20 - Feb. 2.
- Recorded 14 double-digit efforts in 18 appearances.
- No. 2 in the MAAC lead with 10.3 rpg in conference games, and would be No. 2 in all games and No. 9 in NCAA if he qualified via the percentage of games played criteria.
- Transferred to Iona for the spring 2012 semester and sat out until the end of this past fall semester due to NCAA Initial Eligibility regulations.
- Possesses tremendous skill for his size. Has the ability to lead the offense as a virtual point forward and is a strong rebounder and a great passer with an excellent basketball IQ. He also has good range on his jumper and can step out and make a three-pointer.

PRIOR TO THIS SEASON

- Averaged 16.2 points and 9.8 rebounds per game while shooting nearly 60% from the field in one semester at Lamar State Port Arthur in Texas in 2011-12.
- Was initially recruited by Iona out of high school and committed to Western Kentucky and UMass prior to attending junior college at Lamar State.
- Attended Ocean Academy in Bayville, NJ for his postgraduate scholastic season.

DAVID LAURY - CAREER/SEASON HIGHS

Points
 Career24, at Niagara (1/31/13)
 Season.....24, at Niagara (1/31/13)

Rebounds
 Career 17, at Rider (1/20/13)
 Season..... 17, at Rider (1/20/13)

Field Goals
 Career 8, three times (at Saint Joseph's, 12/28/12)
 Season..... 8, three times (at Saint Joseph's, 12/28/12)

3-Pt. FG
 Career0
 Season.....0

Free Throws
 Career10, at Niagara (1/31/13)
 Season.....10, at Niagara (1/31/13)

Assists
 Career5, at Canisius (2/2/13)
 Season.....5, at Canisius (2/2/13)

Blocks
 Career5, vs. Fairfield (1/18/13)
 Season.....5, vs. Fairfield (1/18/13)

Steals
 Career3, twice (at Fairfield -1/18/13)
 Season.....3, twice (at Fairfield -1/18/13)

Minutes
 Career41, at Niagara (1/31/13)
 Season.....41, at Niagara (1/31/13)

DAVID LAURY 2012-13 GAME-BY-GAME STATISTICS


Opponent	Date	gs	min	Total		3-Pointers		Free throws		Rebounds				pf	a	t/o	blk	stl	pts	avg	
				fg-fga	pct	3fg-fga	pct	ft-fta	pct	off	def	tot	avg								
at La Salle	12/20/12		26	8-13	.615	0-0	.000	5-6	.833	2	12	14	14.0	1	1	2	2	2	21	21.0	
NORFOLK STATE	12/23/12	*	29	8-10	.800	0-0	.000	4-6	.667	4	3	7	10.5	1	0	1	2	1	20	20.5	
at Saint Joseph's	12/28/12	*	29	8-17	.471	0-0	.000	5-6	.833	9	5	14	11.7	4	1	2	1	0	21	20.7	
at St. Bonaventure	12/31/12	*	27	4-8	.500	0-0	.000	5-6	.833	1	7	8	10.8	4	1	2	1	2	13	18.8	
at Siena	01/04/13	*	35	6-10	.600	0-0	.000	0-1	.000	2	7	9	10.4	4	2	1	1	0	12	17.4	
MANHATTAN	01/06/13	*	18	3-5	.600	0-0	.000	0-0	.000	1	2	3	9.2	2	1	0	0	3	6	15.5	
at Marist	01/10/13	*	24	7-12	.583	0-0	.000	0-0	.000	2	4	6	8.7	4	0	5	1	1	14	15.3	
CANISIUS	01/13/13	*	26	6-9	.667	0-0	.000	1-4	.250	3	6	9	8.8	3	0	3	1	2	13	15.0	
FAIRFIELD	01/18/13	*	33	2-12	.167	0-0	.000	5-11	.455	4	10	14	9.3	2	2	1	5	1	9	14.3	
at Rider	01/20/13	*	38	3-8	.375	0-0	.000	4-8	.500	8	9	17	10.1	4	1	3	3	2	10	13.9	
SAINT PETER'S	01/25/13	*	28	7-11	.636	0-0	.000	0-2	.000	2	8	10	10.1	3	0	0	1	0	14	13.9	
at Loyola Maryland	01/27/13	*	35	4-8	.500	0-0	.000	2-3	.667	2	12	14	10.4	4	1	1	3	0	10	13.6	
at Niagara	01/31/13	*	41	7-11	.636	0-0	.000	10-12	.833	6	10	16	10.8	4	3	4	3	0	24	14.4	
at Canisius	02/02/13	*	36	5-10	.500	0-0	.000	1-4	.250	7	9	16	11.2	3	5	1	1	1	11	14.1	
MARIST	02/07/13	*	30	3-10	.300	0-0	.000	2-2	1.000	1	12	13	11.3	4	4	1	1	1	8	13.7	
RIDER	02/09/13	*	29	2-6	.333	0-0	.000	0-1	.000	1	5	6	11.0	4	2	1	0	1	4	13.1	
at Manhattan	02/15/13	*	37	4-9	.444	0-0	.000	8-9	.889	2	3	5	10.6	2	0	3	2	0	16	13.3	
at Fairfield	02/18/13		32	5-11	.455	0-0	.000	2-2	1.000	2	4	6	10.4	2	0	2	3	3	12	13.2	
Totals			16	553	92-180	.511	0-0	.000	54-83	.651	59	128	187	10.4	55	24	33	31	20	238	13.2

Games played: 18
 Minutes/game: 30.7
 Points/game: 13.2
 FG Pct: 51.1
 FT Pct: 65.1

Rebounds/game: 10.4
 Assists/game: 1.3
 Turnovers/game: 1.8
 Assist/turnover ratio: 0.7
 Steals/game: 1.1
 Blocks/game: 1.7

DAVID LAURY CAREER STATISTICS

Season	gp-gs	min/avg	Total		3-Point		F-Throws		Rebounds				Scoring							
			fg-fga	pct	fg-fga	pct	ft-fta	pct	off	def	tot	avg	pf	fo	ast	to	blk	stl	pts	avg
2012-13	17-16	521/30.6	87-169	.515	0-0	.000	52-81	.642	57	124	181	10.6	53	0	24	31	28	17	226	13.3
TOTAL	17-16	521/30.6	87-169	.515	0-0	.000	52-81	.642	57	124	181	10.6	53	0	24	31	28	17	226	13.3



22 • SEAN ARMAND

JUNIOR • GUARD • 6-4 • 200 • BROOKLYN, NY

17.8 PPG, 5.4 RPG, 3.1 APG, 45.5 FG%, 42.9 3FG%, 75.0 FT%

2012-13 SEASON

- Set a new single-season three-point field goal mark at Fairfield. Currently has 97 3FG this season.
- Matched a career-high with 32 points and set a Hynes Center record with nine 3FG vs. Canisius
- Second player in school history to record 200 three-point field goals (Steve Burt, 263)
- Has posted seven games with 20 or more points including a season-high 32 vs. Canisius
- No. 3 on team with 5.4 rebounds per game and has two double-doubles
- Ranks No. 2 all-time at Iona with 237 three-pointers, No. 1 this season with 97 and No. 4 in the NCAA with the total.
- Has hit a three-pointer in 39 straight games, the third longest active streak in NCAA Div. I.
- Excellent scorer with one of the purest shooting touches on the roster. Possesses NBA range and is capable of attacking in the open floor or off the dribble. Extremely hard worker showed marked improvement all aspects of his game from his work in the off season.
- Quad-captain with seniors Lamont Jones, Taj Ridley and Nyandigisi Moikobu.

PRIOR TO THIS SEASON

- Most tenured Gael prior to the season appearing in all 70 games in two seasons with 20 starts.
- Had a career-high 32 points and set an Iona and MSG single-game 3-point record with 10 vs. Siena on Jan. 3, 2012.
- Set an Iona rookie-record 61 three-pointers in 2010-11.
- Played his postgraduate year at CJEOTO Academy in Somerset, NJ after a standout career in New York City's PSAL at Jacqueline K. Onassis High School.

SEAN ARMAND - CAREER/SEASON HIGHS

Points

Career 32, twice (vs. Canisius - 1/13/13)
 Season 32, vs. Canisius (1/13/13)

Rebounds

Career 12, vs. Marist (2/7/13)
 Season 12, vs. Marist (2/7/13)

Field Goals

Career 11, twice (vs. Canisius - 1/13/13)
 Season 11, vs. Canisius (1/13/13)

3-Pt. FG

Career 10, vs. Siena (1/3/12)
 Season 9, vs. Canisius (1/13/13)

Free Throws

Career 8, at Loyola (2/10/12)
 Season 6, vs. Fairfield (1/18/13)

Assists

Career 7, at Niagara (1/31/13)
 Season 7, at Niagara (1/31/13)

Blocks

Career 2, twice (vs. Canisius - 1/13/13)
 Season 2, twice (vs. Canisius - 1/13/13)

Steals

Career 4, at Manhattan (2/15/13)
 Season 4, at Manhattan (2/15/13)

Minutes

Career 49, at Manhattan (2/15/13)
 Season 49, at Manhattan (2/15/13)

SEAN ARMAND 2012-13 GAME-BY-GAME STATISTICS


Opponent	Date	gs	min	Total		3-Pointers		Free throws		Rebounds					pf	a	t/o	blk	stl	pts	avg
				fg-fga	pct	3fg-fga	pct	ft-fa	pct	off	def	tot	avg								
DENVER	11/09/12	*	24	8-11	.727	2-3	.667	1-1	1.000	1	3	4	4.0	4	2	1	2	0	19	19.0	
vs Quinnipiac	11/16/12	*	36	7-17	.412	4-8	.500	0-0	.000	2	1	3	3.5	5	2	3	0	2	18	18.5	
vs Wake Forest	11/17/12	*	33	10-14	.714	7-10	.700	1-2	.500	0	5	5	4.0	3	6	0	0	0	28	21.7	
vs Illinois-Chicago	11/19/12	*	31	7-14	.500	2-7	.286	4-4	1.000	1	5	6	4.5	5	2	3	0	1	20	21.3	
NIAGARA	11/28/12	*	38	6-12	.500	4-8	.500	2-4	.500	1	10	11	5.8	3	5	3	0	0	18	20.6	
at Saint Peter's	12/05/12	*	37	6-12	.500	3-5	.600	4-7	.571	1	7	8	6.2	1	1	3	1	1	19	20.3	
vs Rutgers	12/08/12	*	39	7-14	.500	2-9	.222	1-1	1.000	3	4	7	6.3	3	2	5	0	2	17	19.9	
at Georgia	12/15/12	*	43	5-12	.417	3-10	.300	5-6	.833	0	7	7	6.4	4	4	3	1	2	18	19.6	
LIBERTY	12/18/12	*	38	7-17	.412	7-14	.500	2-2	1.000	5	4	9	6.7	1	4	2	1	2	23	20.0	
at La Salle	12/20/12	*	37	6-18	.333	1-7	.143	2-2	1.000	2	5	7	6.7	2	3	4	0	2	15	19.5	
NORFOLK STATE	12/23/12	*	24	4-10	.400	4-8	.500	0-0	.000	2	5	7	6.7	2	3	5	1	2	12	18.8	
at Saint Joseph's	12/28/12	*	35	6-13	.462	5-12	.417	0-0	.000	1	1	2	6.3	5	6	0	0	1	17	18.7	
at St. Bonaventure	12/31/12	*	38	8-19	.421	7-14	.500	4-4	1.000	0	5	5	6.2	2	5	3	1	2	27	19.3	
at Siena	01/04/13	*	39	5-14	.357	4-11	.364	0-0	.000	0	4	4	6.1	3	3	1	0	0	14	18.9	
MANHATTAN	01/06/13	*	29	1-7	.143	1-5	.200	3-4	.750	0	1	1	5.7	0	2	1	0	1	6	18.1	
at Marist	01/10/13	*	36	7-17	.412	3-7	.429	2-3	.667	5	2	7	5.8	3	3	0	0	3	19	18.1	
CANISIUS	01/13/13	*	36	11-18	.611	9-15	.600	1-1	1.000	1	4	5	5.8	4	3	3	2	1	32	18.9	
FAIRFIELD	01/18/13	*	40	7-15	.467	3-8	.375	6-8	.750	1	4	5	5.7	1	0	0	1	2	23	19.2	
at Rider	01/20/13	*	40	4-11	.364	4-11	.364	3-4	.750	0	2	2	5.5	4	3	1	0	1	15	18.9	
SAINT PETER'S	01/25/13	*	34	4-7	.571	3-4	.750	2-3	.667	0	3	3	5.4	3	2	1	1	1	13	18.7	
at Loyola Maryland	01/27/13	*	34	5-13	.385	2-8	.250	2-3	.667	2	2	4	5.3	5	4	1	1	1	14	18.4	
at Niagara	01/31/13	*	41	3-8	.375	2-7	.286	3-5	.600	0	5	5	5.3	1	7	3	0	2	11	18.1	
at Canisius	02/02/13	*	26	3-9	.333	3-7	.429	0-0	.000	1	2	3	5.2	4	2	1	0	0	9	17.7	
MARIST	02/07/13	*	46	7-18	.389	3-9	.333	2-4	.500	3	9	12	5.5	4	6	1	1	0	19	17.8	
RIDER	02/09/13	*	36	8-13	.615	4-6	.667	4-4	1.000	1	2	3	5.4	1	1	2	0	0	24	18.0	
at Manhattan	02/15/13	*	49	6-15	.400	3-8	.375	1-2	.500	3	3	6	5.4	5	2	2	1	4	16	17.9	
at Fairfield	02/18/13	*	40	5-10	.500	2-5	.400	2-2	1.000	2	2	4	5.4	3	1	1	0	3	14	17.8	
Totals			27	979	163-358	.455	97-226	.429	57-76	.750	38	107	145	5.4	81	84	53	14	36	480	17.8

Games played: 27
 Minutes/game: 36.3
 Points/game: 17.8
 FG Pct: 45.5
 3FG Pct: 42.9

Rebounds/game: 5.4
 Assists/game: 3.1
 Turnovers/game: 2.0
 Assist/turnover ratio: 1.6
 Steals/name: 1.3

SEAN ARMAND CAREER STATISTICS

Season	gp-gs	min/avg	Total		3-Point		F-Throws		Rebounds				Scoring							
			fg-fga	pct	fg-fga	pct	ft-fa	pct	off	def	tot	avg	pf	fo	ast	to	blk	stl	pts	avg
2010-11	37-4	405/10.9	80-194	.412	61-145	.421	15-24	.625	14	34	48	1.3	38	0	15	17	2	11	236	6.4
2011-12	33-16	625/18.9	107-225	.476	79-171	.462	22-28	.786	21	47	68	2.1	50	1	41	26	2	21	315	9.5
2012-13	27-27	979/36.3	163-358	.455	97-226	.429	57-76	.750	38	107	145	5.4	81	5	84	53	14	36	480	17.8
TOTAL	97-47	2009/20.7	350-777	.450	237-542	.437	94-128	.734	73	188	261	2.7	169	6	140	96	18	68	1031	10.6



23 • TRE BOWMAN

JUNIOR • GUARD • 6-5 • 195 • YORK, PA

8.4 PPG, 3.7 RPG, 1.0 APG, 44.8 FG%, 39.4 3FG%, 90.0 FT%

2012-13 SEASON

- Iona's No. 4 scorer with 211 points. Has posted 11 double-digit efforts including a season-high 24 vs. Canisius.
- No. 1 on the team an 90.0% (45-for-50) free throw percentage hitting 31 of his last 34 attempts.
- Brings terrific athleticism with the ability to get to the basket and connect on a perimeter jump shot. A long wing that gives Iona more size at the position. Has a strong work-ethic and experience playing a high level prior to playing in New Rochelle.

PRIOR TO THIS SEASON

- Played for Midland College in Midland, TX and averaged 11.5 points, 2.6 rebounds and 1.9 assists per game.
- As a freshman, played at Penn State University where he saw limited action in 16 games.
- Averaged 17.0 ppg in one season at St. Thomas More School in Oakdale, CT and scholastically at Central York High School.

TRE BOWMAN - CAREER/SEASON HIGHS

Points
 Career 24, vs. Canisius (1/13/13)
 Season 24, vs. Canisius (1/13/13)

Rebounds
 Career 9, vs. Illinois-Chicago (11/19/12)
 Season 9, vs. Illinois-Chicago (11/19/12)

Field Goals
 Career 8, vs. Canisius (1/13/13)
 Season 8, vs. Canisius (1/13/13)

3-Pt. FG
 Career 3, five times (vs. Rider - 2/9/13)
 Season 3, five times (vs. Rider - 2/9/13)

Free Throws
 Career 8, vs. Quinnipiac (11/16/12)
 Season 8, vs. Quinnipiac (11/16/12)

Assists
 Career 5, vs. Norfolk State (12/23/12)
 Season 5, vs. Norfolk State (12/23/12)

Blocks
 Career 2, at Canisius (2/2/13)
 Season 2, at Canisius (2/2/13)

Steals
 Career 3, at Fairfield (2/18/13)
 Season 2, at Fairfield (2/18/13)

Minutes
 Career 43, vs. Marist (2/7/13)
 Season 43, vs. Marist (2/7/13)

TRE BOWMAN 2012-13 GAME-BY-GAME STATISTICS

Opponent	Date	gs	min	Total		3-Pointers		Free throws		Rebounds				pf	a	t/o	blk	stl	pts	avg	
				fg-fga	pct	3fg-fga	pct	ft-fga	pct	off	def	tot	avg								
DENVER	11/09/12	*	36	2-6	.333	1-3	.333	6-6	1.000	0	4	4	4.0	1	0	2	0	0	11	11.0	
vs Quinnipiac	11/16/12	*	35	3-11	.273	1-5	.200	8-10	.800	1	2	3	3.5	4	1	2	0	1	15	13.0	
vs Wake Forest	11/17/12	*	24	5-9	.556	3-5	.600	2-2	1.000	2	0	2	3.0	2	3	4	1	0	15	13.7	
vs Illinois-Chicago	11/19/12	*	34	6-12	.500	2-6	.333	2-2	1.000	3	6	9	4.5	2	2	1	0	1	16	14.3	
NIAGARA	11/28/12	*	34	4-10	.400	3-6	.500	1-1	1.000	2	4	6	4.8	0	2	2	0	0	12	13.8	
at Saint Peter's	12/05/12	*	31	1-3	.333	0-0	.000	2-2	1.000	3	5	8	5.3	4	2	2	0	1	4	12.2	
vs Rutgers	12/08/12	*	13	0-5	.000	0-3	.000	0-0	.000	0	1	1	4.7	1	1	0	0	0	0	10.4	
at Georgia	12/15/12		5	0-1	.000	0-0	.000	0-0	.000	0	0	0	4.1	0	0	0	0	0	0	9.1	
LIBERTY	12/18/12		25	4-8	.500	2-6	.333	3-4	.750	0	2	2	3.9	2	2	0	0	0	13	9.6	
at La Salle	12/20/12		19	2-5	.400	0-0	.000	0-0	.000	0	4	4	3.9	0	0	0	0	1	4	9.0	
NORFOLK STATE	12/23/12		13	1-2	.500	1-2	.500	2-2	1.000	0	3	3	3.8	0	5	0	1	1	5	8.6	
at Saint Joseph's	12/28/12		8	0-0	.000	0-0	.000	0-0	.000	0	2	2	3.7	1	0	0	0	0	0	7.9	
at Siena	01/04/13		5	2-3	.667	0-1	.000	0-0	.000	1	0	1	3.5	1	0	0	0	0	4	7.6	
MANHATTAN	01/06/13		33	3-3	1.000	2-2	1.000	1-2	.500	2	2	4	3.5	2	0	2	0	0	9	7.7	
at Marist	01/10/13		15	2-5	.400	1-2	.500	0-0	.000	0	1	1	3.3	2	0	1	0	0	5	7.5	
CANISIUS	01/13/13		32	8-13	.615	2-4	.500	6-6	1.000	3	3	6	3.5	1	2	2	0	1	24	8.6	
FAIRFIELD	01/18/13	*	23	1-5	.200	0-2	.000	2-2	1.000	2	2	4	3.5	1	0	0	0	0	4	8.3	
at Rider	01/20/13	*	5	0-2	.000	0-1	.000	0-0	.000	0	3	3	3.5	1	0	1	0	0	0	7.8	
SAINT PETER'S	01/25/13	*	21	5-9	.556	3-4	.750	0-0	.000	0	2	2	3.4	0	0	0	0	1	13	8.1	
at Loyola Maryland	01/27/13	*	27	3-8	.375	1-4	.250	4-4	1.000	1	4	5	3.5	1	0	0	0	1	11	8.3	
at Niagara	01/31/13	*	35	5-8	.625	1-3	.333	0-0	.000	0	6	6	3.6	4	1	0	1	0	11	8.4	
at Canisius	02/02/13	*	28	3-6	.500	0-2	.000	1-1	1.000	1	4	5	3.7	3	1	0	2	0	7	8.3	
MARIST	02/07/13	*	43	5-10	.500	3-4	.750	5-6	.833	1	4	5	3.7	0	2	4	0	2	18	8.7	
RIDER	02/09/13	*	20	2-3	.667	2-3	.667	0-0	.000	1	2	3	3.7	1	0	1	0	1	6	8.6	
at Fairfield	02/18/13	*	36	2-7	.286	0-3	.000	0-0	.000	0	3	3	3.7	2	0	0	0	3	4	8.4	
Totals			16	600	69-154	.448	28-71	.394	45-50	.900	23	69	92	3.7	36	24	24	5	14	211	8.4

Games played: 25
 Minutes/game: 24.0
 Points/game: 8.4
 FG Pct: 44.8
 3FG Pct: 39.4
 FT Pct: 90.0

Rebounds/game: 3.7
 Assists/game: 1.0
 Turnovers/game: 1.0
 Assist/turnover ratio: 1.0
 Steals/game: 0.6
 Blocks/game: 0.2

TRE BOWMAN CAREER STATISTICS

Season	gp-gs	min/avg	Total		3-Point		F-Throws		Rebounds				Scoring							
			fg-fga	pct	fg-fga	pct	ft-fga	pct	off	def	tot	avg	pf	fo	ast	to	blk	stl	pts	avg
2010-11*	16-0	64/4.0	4-13	.308	1-3	.333	3-8	.375	1	5	6	0.4	8	0	1	5	1	1	12	0.8
2012-13	25-16	600/24.0	69-154	.448	28-71	.394	45-50	.900	23	69	92	3.7	36	0	24	24	5	14	211	8.4
TOTAL	25-16	600/24.0	69-154	.448	28-71	.394	45-50	.900	23	69	92	3.7	36	0	24	24	5	14	211	8.4
All*	41-16	664/16.2	73-167	.437	29-74	.392	48-58	.828	24	74	98	2.4	44	0	25	29	6	15	223	5.4



32 • NYANDIGISI MOIKOBU

SENIOR • FORWARD • 6-7 • 205 • SEATTLE, WA

1.8 PPG, 1.2 RPG, 0.2 APG, 62.5 FG%, 100.0 3FG%, 0.0 FT%

2012-13 SEASON

- Named team quad-captain after Iona defeated Rider at home on Feb. 9
- Missed the first six contests due to an illness suffered in preseason. Has come off the bench in 13 of last 21 contests.
- Drained milestone three-pointers towards the end of the game in wins over Liberty (team school record tier 18th of game) and Norfolk State (to reach 100 points).
- A tough, skilled forward that can score both inside and out. Competitive player with a great feel for the game.
- Name is pronounced nin-DIG-issy moy-COE-boo. Goes by the nickname "Digs"..

PRIOR TO THIS SEASON

- Appeared in 17 games off the bench for Iona in 2011-12. Finished the season with 15 points, five assists, and 18 rebounds.
- Played junior college ball at Cochise College in Douglas, AZ. Attended the Arizona school after originally enrolling at the Big Sky's Montana following a scholastic career at Rainier Beach High School in Seattle, WA.

NYANDIGISI MOIKOBU - CAREER/SEASON HIGHS

Points
 Career 6, vs. Rutgers (12/8/12)
 Season 6, vs. Rutgers (12/8/12)

Rebounds
 Career 4, twice (vs. Niagara, 1/6/12)
 Season 3, at Siena (1/4/13)

Field Goals
 Career 3, vs. Rutgers (12/8/12)
 Season 3, vs. Rutgers (12/8/12)

3-Pt. FG
 Career 1, four times (vs. Saint Peter's - 1/25/13)
 Season 1, three times (vs. Saint Peter's - 1/25/13)

Free Throws
 Career 2, at Marist (1/8/12)
 Season 0

Assists
 Career 1, eight times (at Manhattan - 2/15/13)
 Season 1, three times (at Manhattan - 2/15/13)

Blocks
 Career 1, vs. Niagara (1/6/12)
 Season 0

Steals
 Career 0
 Season 0

Minutes
 Career 15, vs. Saint Joseph's (11/23/11)
 Season 13, vs. Rider (2/9/13)

NYANDIGISI MOIKOBU 2012-13 GAME-BY-GAME STATISTICS


Opponent	Date	gs	min	Total		3-Pointers		Free throws		Rebounds					pts	avg				
				fg-fga	pct	3fg-fga	pct	ft-fga	pct	off	def	tot	avg	pf			a	t/o	blk	stl
vs Rutgers	12/08/12	6		3-3	1.000	0-0	.000	0-0	.000	2	0	2	2.0	1	0	0	0	0	6	6.0
at Georgia	12/15/12	6		0-0	.000	0-0	.000	0-1	.000	0	0	0	1.0	1	0	0	0	0	0	3.0
LIBERTY	12/18/12	8		1-3	.333	1-1	1.000	0-0	.000	1	1	2	1.3	0	0	1	0	0	3	3.0
NORFOLK STATE	12/23/12	11		1-1	1.000	1-1	1.000	0-0	.000	0	1	1	1.3	0	1	1	0	0	3	3.0
at St. Bonaventure	12/31/12	4		0-0	.000	0-0	.000	0-0	.000	1	0	1	1.2	0	1	1	0	0	0	2.4
at Siena	01/04/13	10		0-3	.000	0-0	.000	0-0	.000	2	1	3	1.5	0	0	0	0	0	0	2.0
CANISIUS	01/13/13	2		0-0	.000	0-0	.000	0-0	.000	1	0	1	1.4	0	0	0	0	0	0	1.7
FAIRFIELD	01/18/13	7		1-1	1.000	0-0	.000	0-0	.000	0	1	1	1.4	2	0	0	0	0	2	1.8
at Rider	01/20/13	2		0-0	.000	0-0	.000	0-0	.000	0	0	0	1.2	0	0	0	0	0	0	1.6
SAINT PETER'S	01/25/13	9		2-2	1.000	1-1	1.000	0-0	.000	0	2	2	1.3	0	0	0	0	0	5	1.9
at Canisius	02/02/13	2		0-0	.000	0-0	.000	0-0	.000	0	0	0	1.2	1	0	0	0	0	0	1.7
RIDER	02/09/13	13		1-2	.500	0-0	.000	0-0	.000	1	0	1	1.2	3	0	1	0	0	2	1.8
at Manhattan	02/15/13	8		1-1	1.000	0-0	.000	0-0	.000	0	1	1	1.2	0	1	0	0	0	2	1.8
Totals		0	88	10-16	.625	3-3	1.000	0-1	.000	8	7	15	1.2	8	3	4	0	0	23	1.8

Games played: 13
 Minutes/game: 6.8
 Points/game: 1.8
 FG Pct: 62.5
 3FG Pct: 100.0
 FT Pct: 0.0

Rebounds/game: 1.2
 Assists/game: 0.2
 Turnovers/game: 0.3
 Assist/turnover ratio: 0.8

NYANDIGISI MOIKOBU CAREER STATISTICS

Season	gp-gs	min/avg	Total		3-Point		F-Throws		Rebounds				Scoring							
			fg-fga	pct	fg-fga	pct	ft-fga	pct	off	def	tot	avg	pf	fo	ast	to	blk	stl	pts	avg
2011-12	17-0	82/4.8	6-14	.429	0-1	.000	3-13	.231	10	8	18	1.1	14	0	5	7	1	0	15	0.9
2012-13	13-0	88/6.8	10-16	.625	3-3	1.000	0-1	.000	8	7	15	1.2	8	0	3	4	0	0	23	1.8
TOTAL	30-0	170/5.7	16-30	.533	3-4	.750	3-14	.214	18	15	33	1.1	22	0	8	11	1	0	38	1.3



33 • CURTIS DENNIS

SENIOR • GUARD • 6-5 • 205 • BRONX, NY

4.2 PPG, 1.6 RPG, 0.3 APG, 37.8 FG%, 32.3 3FG%, 60.0 FT%

2012-13 SEASON

- Has appeared in 22 games, all but two off the bench
- Posted four double-digit point efforts, two against Niagara along with a season-high 17 vs. the Purple Eagles at home
- Hit a three-pointer with 6:04 left at Marist to give Iona the lead for good
- Granted a transfer waiver by the NCAA due to the probation set on Toledo's men's basketball program
- Versatile guard that can play multiple positions on the floor. He has proven to be a dangerous outside scoring threat (35.0% from beyond the arc last season) and can also score off the dribble

PRIOR TO THIS SEASON

- Played his junior campaign at Toledo (2011-12) and was named All-MAC Honorable Mention. Appeared in 41 games for New Mexico as a freshman (2009-10) and sophomore (2010-11).
- Played prep seasons at Findlay College Prep in Las Vegas, NV and Gulf Shores Academy in Houston, TX after a scholastic career at New Rochelle's Blessed Sacrament-St. Gabriel HS.
- Has five brothers and seven sisters.

CURTIS DENNIS - CAREER HIGHS

Points
 Career21, vs. Eastern Michigan (3/3/12)
 Season.....17, vs. Niagara (11/28/12)

Rebounds
 Career7, vs. Eastern Michigan (3/3/12)
 Season.....4, four times (at Canisius - 2/2/13)

Field Goals
 Career ...7, three times (vs. Eastern Michigan - 3/3/12)
 Season.....6, vs. Niagara (11/28/12)

3-Pt. FG
 Career5, twice (vs. Niagara - 11/28/12)
 Season.....5, vs. Niagara (11/28/12)

Free Throws
 Career7, vs. Ohio (2/8/12)
 Season.....1, three times (at Canisius - 2/2/13)

Assists
 Career5, vs. Youngstown State (12/17/11)
 Season.....1, six times (at Loyola - 1/27/13)

Blocks
 Career2, at Niagara (1/31/13)
 Season.....2, at Niagara (1/31/13)

Steals
 Career4, twice (vs. Kent State - 1/28/12)
 Season.....3, vs. Marist (2/7/13)

Minutes
 Career32, vs. Central Michigan (3/7/12)
 Season.....26, vs. Denver (11/9/12)

CURTIS DENNIS 2012-13 GAME-BY-GAME STATISTICS

Opponent	Date	gs	min	Total		3-Pointers		Free throws		Rebounds				pf	a	t/o	blk	stl	pts	avg	
				fg-fga	pct	3fg-fga	pct	ft-fa	pct	off	def	tot	avg								
DENVER	11/09/12	*	26	1-5	.200	0-2	.000	0-0	.000	1	0	1	1.0	3	1	2	0	2	2	2.0	
vs Quinnipiac	11/16/12		17	0-3	.000	0-2	.000	1-2	.500	4	0	4	2.5	2	0	0	0	1	1.5		
vs Wake Forest	11/17/12		22	3-7	.429	0-3	.000	0-0	.000	1	0	1	2.0	3	0	0	0	1	6	3.0	
vs Illinois-Chicago	11/19/12		24	2-6	.333	1-4	.250	0-0	.000	0	2	2	2.0	2	1	0	1	0	5	3.5	
NIAGARA	11/28/12		24	6-11	.545	5-8	.625	0-0	.000	1	3	4	2.4	0	0	2	1	1	17	6.2	
at Saint Peter's	12/05/12		11	1-3	.333	0-1	.000	0-0	.000	0	3	3	2.5	1	0	1	0	0	2	5.5	
vs Rutgers	12/08/12		22	4-8	.500	3-5	.600	1-1	1.000	0	1	1	2.3	1	1	1	0	0	12	6.4	
at Georgia	12/15/12		11	1-3	.333	1-3	.333	0-0	.000	1	0	1	2.1	2	0	0	0	0	3	6.0	
LIBERTY	12/18/12		11	0-4	.000	0-4	.000	0-0	.000	2	1	3	2.2	2	0	0	1	0	0	5.3	
at La Salle	12/20/12		11	1-4	.250	0-3	.000	0-0	.000	0	0	0	2.0	1	1	0	0	0	2	5.0	
NORFOLK STATE	12/23/12		3	1-1	1.000	1-1	1.000	0-0	.000	0	0	0	1.8	0	0	0	0	0	3	4.8	
at St. Bonaventure	12/31/12		3	0-1	.000	0-1	.000	0-0	.000	0	0	0	1.7	1	0	1	0	0	0	4.4	
at Siena	01/04/13		2	0-0	.000	0-0	.000	0-0	.000	0	0	0	1.5	0	0	1	0	0	0	4.1	
at Marist	01/10/13		11	1-2	.500	1-1	1.000	0-0	.000	0	2	2	1.6	0	0	0	0	1	3	4.0	
CANISIUS	01/13/13		1	0-1	.000	0-1	.000	0-0	.000	0	0	0	1.5	1	0	0	0	0	0	3.7	
at Rider	01/20/13		3	0-1	.000	0-1	.000	0-0	.000	0	0	0	1.4	0	0	0	0	0	0	3.5	
SAINT PETER'S	01/25/13		20	1-2	.500	1-2	.500	0-1	.000	0	4	4	1.5	3	1	0	1	0	3	3.5	
at Loyola Maryland	01/27/13		12	2-4	.500	2-4	.500	0-0	.000	1	1	2	1.6	1	1	0	0	0	6	3.6	
at Niagara	01/31/13		22	4-8	.500	3-7	.429	0-0	.000	0	2	2	1.6	3	0	0	2	0	11	4.0	
at Canisius	02/02/13		15	4-10	.400	2-8	.250	1-1	1.000	2	2	4	1.7	0	0	1	0	0	11	4.4	
MARIST	02/07/13	*	15	1-5	.200	1-4	.250	0-0	.000	1	0	1	1.7	2	0	0	0	3	3	4.3	
at Manhattan	02/15/13		10	1-1	1.000	0-0	.000	0-0	.000	0	0	0	1.6	0	0	0	0	0	2	4.2	
Totals			2	296	34-90	.378	21-65	.323	3-5	.600	14	21	35	1.6	28	6	9	6	8	92	4.2

Games played: 22
 Minutes/game: 13.5
 Points/game: 4.2
 FG Pct: 37.8
 3FG Pct: 32.3
 FT Pct: 60.0

Rebounds/game: 1.6
 Assists/game: 0.3
 Turnovers/game: 0.4
 Assist/turnover ratio: 0.7
 Steals/game: 0.4
 Blocks/game: 0.3

CURTIS DENNIS CAREER STATISTICS

Season	gp-gs	min/avg	Total		3-Point		F-Throws		Rebounds				Scoring							
			fg-fga	pct	fg-fga	pct	ft-fa	pct	off	def	tot	avg	pf	fo	ast	to	blk	stl	pts	avg
2009-10*	31-0	247/8.0	31-89	.348	10-48	.208	12-19	.632	15	22	37	1.2	15	0	11	10	1	12	84	2.7
2010-11*	10-3	94/9.4	10-27	.370	3-15	.200	6-8	.750	2	4	6	0.6	11	0	7	4	0	3	29	2.9
2011-12*	27-2	734/27.2	117-261	.448	49-140	.350	59-73	.808	25	70	95	3.5	49	0	40	39	4	36	342	12.7
2012-13	22-2	296/13.5	34-90	.378	21-65	.323	3-5	.600	14	21	35	1.6	28	0	6	9	6	8	92	4.2
TOTAL	22-2	296/13.5	34-90	.378	21-65	.323	3-5	.600	14	21	35	1.6	28	0	6	9	6	8	92	4.2
All*	90-7	1371/15.2	192-467	.411	83-268	.310	80-105	.762	56	117	173	1.9	103	0	64	62	11	59	547	6.1

Game 1 Iona College 65, Denver 58
(1-0) Non-Conference Game
New Rochelle, NY - Hynes Athletics Center
November 9, 2012

Denver 58 • 0-1

##	Player	Total			3-Ptr			Rebounds			PF	TP	A	TO	Blk	Stl	Min
		FG-FGA	FG-FGA	FT-FTA	FG-FGA	FG-FGA	FT-FTA	Off	Def	Tot							
14	Foeman, Blake	f	1-3	1-3	0-0	1	4	5	0	3	1	1	0	0	0	29	
34	Udofia, Chris	f	7-13	0-3	6-7	3	3	6	3	20	5	6	2	0	0	36	
20	O'Neale, Royce	g	3-6	0-2	4-5	0	4	4	2	10	3	4	0	3	39		
23	Olson, Brett	g	4-9	4-8	0-0	0	1	1	4	12	2	1	1	1	40		
32	Hallam, Chase	g	6-10	1-4	0-1	2	2	4	1	13	3	0	1	3	34		
03	Love, Jalen	g	0-1	0-1	0-0	0	0	0	2	0	0	1	0	0	7		
30	Griffin, Cam	g	0-1	0-1	0-0	0	1	1	0	0	1	0	0	0	11		
35	Byrd, Marcus	g	0-2	0-0	0-0	0	0	0	0	0	0	0	0	0	4		
Team						1	0	1				3					
Totals			21-45	6-22	10-13	7	15	22	13	58	14	17	4	7	200		
FG % 1st Half: 6-19		31.6%	2nd half: 15-26	57.7%	Game: 21-45		46.7%							Deadball Rebounds 0			
3FG % 1st Half: 0-8		0.0%	2nd half: 6-14	42.9%	Game: 6-22		27.3%										
FT % 1st Half: 5-5		100.0%	2nd half: 5-8	62.5%	Game: 10-13		76.9%										

Iona College 65 • 1-0

##	Player	Total			3-Ptr			Rebounds			PF	TP	A	TO	Blk	Stl	Min
		FG-FGA	FG-FGA	FT-FTA	FG-FGA	FG-FGA	FT-FTA	Off	Def	Tot							
00	Ridley, Taaj	f	3-3	0-0	1-2	0	5	5	1	7	0	4	0	1	30		
33	Dennis, Curtis	f	1-5	0-2	0-0	1	0	1	3	2	1	2	0	2	26		
02	Jones, Lamont	g	7-15	3-4	3-3	0	1	1	20	7	5	0	1	40			
22	Armand, Sean	g	8-11	2-3	1-1	1	3	4	4	19	2	1	2	0	24		
23	Bowman, Tre	g	2-6	1-3	6-6	0	4	4	1	11	0	2	0	0	36		
03	Sledge, Tavon	g	3-4	0-0	0-0	2	5	7	1	6	5	3	2	2	28		
10	Gomez, DaShawn	g	0-0	0-0	0-0	0	0	0	0	0	1	0	0	0	6		
12	Jackson, Shawn	g	0-1	0-0	0-0	1	0	1	3	0	0	0	0	0	10		
Team						2	2	4									
Totals			24-45	6-12	11-12	7	20	27	14	65	15	18	4	6	200		
FG % 1st Half: 14-23		60.9%	2nd half: 10-22	45.5%	Game: 24-45		53.3%							Deadball Rebounds 0			
3FG % 1st Half: 5-6		83.3%	2nd half: 1-6	16.7%	Game: 6-12		50.0%										
FT % 1st Half: 7-7		100.0%	2nd half: 4-5	80.0%	Game: 11-12		91.7%										

Officials: Gary Tracy, Gary Pucino, Steve Ruppenthal
 Technical fouls: Denver-TEAM, Iona College-None.
 Attendance: 2140

Score by periods	1st	2nd	Total
Denver	17	41	58
Iona College	40	25	65

Game 2 Quinnipiac 98, Iona College 92 OT
(1-1) Ezybonds Global Payments U.S. Virgin Islands Paradise Jam
St. Thomas, USVI - UVI Sports and Fitness Center
November 16, 2012

Quinnipiac 98 • 2-1

##	Player	Total			3-Ptr			Rebounds			PF	TP	A	TO	Blk	Stl	Min
		FG-FGA	FG-FGA	FT-FTA	FG-FGA	FG-FGA	FT-FTA	Off	Def	Tot							
04	Azatam, Ike	f	8-15	0-0	5-5	3	7	10	4	21	2	9	1	1	28		
35	Jackson, Jamee	f	6-7	0-0	5-8	1	9	10	4	17	0	1	0	0	39		
01	Hearst, Zaid	g	5-9	1-4	6-6	1	4	5	1	17	0	0	0	1	31		
02	Johnson, Dave	g	3-8	0-0	6-6	1	3	4	3	12	6	5	0	1	41		
10	Young, Garvey	g	1-4	1-3	0-0	0	1	1	4	3	1	0	0	0	16		
03	Ray, Kendrick	g	1-3	0-0	0-0	0	0	0	0	2	1	0	0	1	10		
05	Shannon, Shaq	g	2-4	2-2	2-2	0	1	1	3	8	4	3	0	1	22		
21	Conti, Evan	g	2-3	2-3	2-4	0	2	2	2	8	2	4	0	0	20		
23	Drame, Ousmane	g	5-5	0-0	0-0	0	2	2	2	10	1	2	1	0	18		
Team						3	0	3									
Totals			33-58	6-12	26-31	9	29	38	23	98	17	24	2	5	225		
FG % 1st Half: 13-25		52.0%	2nd half: 15-25	60.0%	OT: 5-8		62.5%							Game: 33-58		56.9%	
3FG % 1st Half: 1-3		33.3%	2nd half: 3-6	50.0%	OT: 2-3		66.7%							Game: 6-12		50.0%	
FT % 1st Half: 5-6		83.3%	2nd half: 14-15	93.3%	OT: 7-10		70.0%							Game: 26-31		83.9%	

Iona College 92 • 1-1

##	Player	Total			3-Ptr			Rebounds			PF	TP	A	TO	Blk	Stl	Min
		FG-FGA	FG-FGA	FT-FTA	FG-FGA	FG-FGA	FT-FTA	Off	Def	Tot							
00	Ridley, Taaj	f	2-6	0-0	3-4	5	4	9	3	7	1	0	1	0	32		
23	Bowman, Tre	f	3-11	1-5	8-10	1	2	3	4	15	1	2	0	1	35		
02	Jones, Lamont	g	13-28	2-7	12-15	1	1	2	4	40	0	2	0	2	43		
03	Sledge, Tavon	g	2-5	0-1	0-0	2	5	7	2	4	5	1	0	1	36		
22	Armand, Sean	g	7-17	4-8	0-0	2	1	3	5	18	2	3	0	2	36		
05	English, A.J.	g	0-0	0-0	0-0	0	0	0	0	0	0	0	0	0	6		
10	Gomez, DaShawn	g	1-2	1-1	0-0	0	0	0	1	3	0	0	0	1	4		
12	Jackson, Shawn	g	2-5	0-0	0-0	1	2	3	1	4	0	0	1	0	16		
33	Dennis, Curtis	g	0-3	0-2	1-2	4	0	4	2	1	0	0	0	0	17		
Team						3	0	3									
Totals			30-77	8-24	24-31	19	15	34	22	92	9	9	2	7	225		
FG % 1st Half: 12-33		36.4%	2nd half: 17-32	53.1%	OT: 1-12		8.3%							Game: 30-77		39.0%	
3FG % 1st Half: 3-8		37.5%	2nd half: 4-9	44.4%	OT: 1-7		14.3%							Game: 8-24		33.3%	
FT % 1st Half: 5-8		62.5%	2nd half: 9-11	81.8%	OT: 10-12		83.3%							Game: 24-31		77.4%	

Officials: Jeff Anderson, Anthony Franklin, Tim Comer
 Technical fouls: Quinnipiac-None, Iona College-None.
 Attendance: 2673
 2012 EzyBonds Global Payments Paradise Jam Men's Basketball Tournament.
 Presented by Basketball Travelers

Score by periods	1st	2nd	OT	Total
Quinnipiac	32	47	19	98
Iona College	32	47	13	92

Game 3 Iona College 98, Wake Forest 68
(2-1) Ezybonds Global Payments U.S. Virgin Islands Paradise Jam
St. Thomas, USVI - UVI Sports and Fitness Center
November 17, 2012

Wake Forest 68 • 1-2

##	Player	Total			3-Ptr			Rebounds			PF	TP	A	TO	Blk	Stl	Min
		FG-FGA	FG-FGA	FT-FTA	FG-FGA	FG-FGA	FT-FTA	Off	Def	Tot							
02	Thomas, Devin	f	3-10	0-0	3-4	3	4	7	2	9	1	3	0	0	23		
20	McKie, Travis	f	3-7	0-1	7-7	4	3	7	3	13	0	4	0	1	21		
00	Miller-McIntyre, C.	g	2-7	0-0	0-0	1	0	1	2	4	1	4	0	0	29		
01	Jones, Madison	g	3-6	0-0	4-7	1	0	1	3	10	2	1	1	3	32		
11	Harris, C.J.	g	3-9	2-5	2-4	0	1	1	10	1	2	0	0	0	31		
10	Fischer, Chase	g	2-6	1-3	0-0	0	0	0	0	5	3	0	1	0	18		
31	Washington, Andre	g	0-0	0-0	0-0	0	2	2	0	0	0	0	0	0	2		
33	Rountree, Aaron	g	1-4	0-1	0-0	1	1	2	1	2	0	0	0	0	9		
34	Cavanaugh, Tyler	g	3-6	1-2	1-2	3	1	4	4	8	0	1	0	0	18		
42	Jennings, Spencer	g	0-0	0-0	0-0	0	0	0	0	0	0	0	0	0	1		
45	Adala-Moto, Arnaud	g	2-3	1-1	2-4	1	2	3	1	7	2	3	0	0	16		
Team						1	5	6									
Totals			22-58	5-13	19-28	15	19	34	17	68	10	19	2	4	200		
FG % 1st Half: 7-25		28.0%	2nd half: 15-33	45.5%	Game: 22-58		37.9%							Deadball Rebounds 4.1			
3FG % 1st Half: 0-5		0.0%	2nd half: 5-8	62.5%	Game: 5-13		38.5%										
FT % 1st Half: 10-15		66.7%	2nd half: 9-13	69.2%	Game: 19-28		67.9%										

Iona College 94 • 2-1

##	Player	Total			3-Ptr			Rebounds			PF	TP	A	TO	Blk	Stl	Min
		FG-FGA	FG-FGA	FT-FTA	FG-FGA	FG-FGA	FT-FTA	Off	Def	Tot							
00	Ridley, Taaj	f	3-3	0-0	0-0	1	4	5	3	4	1	2	0	0	13		
12	Jackson, Shawn	f	2-4	0-0	0-1	1	5	6	3	6	0	0	1	0	23		
02	Jones, Lamont	g	7-15	3-6	4-4	0	4	4	1	21	6	3	1	2	30		
22	Armand, Sean	g	10-14	7-10	1-2	0	5	5	3	28	6	0	0	0	33		

Game 5 Iona College 83, Niagara 72
(3-2) MAAC Game
(1-0) New Rochelle, NY - Hynes Athletics Center
November 28, 2012

Niagara 72 • 2-4, 0-1 MAAC

##	Player	Total			3-Ptr			Rebounds			PF	TP	A	TO	Blk	Stl	Min
		FG-FGA	FG-FGA	FT-FTA	FG-FGA	FG-FGA	FT-FTA	Off	Def	Tot							
14	Mason, Antoine	f	9-16	1-3	5-6	3	2	5	3	24	0	1	0	0	24	2	
12	Green, Juan'ya	g	5-11	2-6	0-0	0	1	1	4	12	5	4	0	1	39	1	
11	Tanksley, Ameen	g	6-13	0-2	1-2	6	5	11	4	13	0	1	2	1	35	5	
30	Thomas, Joe	g	0-1	0-0	0-2	2	0	2	3	0	0	1	1	0	7	7	
32	Jordan, Marvin	g	5-10	3-7	1-2	2	3	5	3	14	3	2	1	1	38	1	
00	Cline, T.J.		2-6	0-3	2-4	0	5	5	1	6	2	2	0	2	22	0	
01	Leemons, Malcolm		0-3	0-2	1-2	1	0	1	2	1	1	1	0	0	9	9	
05	McColl, Tahjere		1-5	0-0	0-0	1	3	4	1	2	7	3	0	2	26	2	
	Team					1	5	6									
	Totals		28-65	6-23	10-18	16	24	40	21	72	18	15	4	7	200		

FG % 1st Half: 12-25 48.0% 2nd half: 16-40 40.0% Game: 28-65 43.1% Deadball Rebounds 5
 3FG % 1st Half: 3-11 27.3% 2nd half: 3-12 25.0% Game: 6-23 26.1%
 FT % 1st Half: 4-9 44.4% 2nd half: 6-9 66.7% Game: 10-18 55.6%

Iona College 83 • 3-2, 1-0 MAAC

##	Player	Total			3-Ptr			Rebounds			PF	TP	A	TO	Blk	Stl	Min
		FG-FGA	FG-FGA	FT-FTA	FG-FGA	FG-FGA	FT-FTA	Off	Def	Tot							
22	Jackson, Shawn	f	1-1	0-0	1-2	3	0	3	4	3	0	1	1	0	8	8	
23	Bowman, Tre	f	4-10	3-6	1-1	2	4	6	0	12	2	2	0	0	34	4	
02	Jones, Lamont	g	3-10	0-3	6-6	1	0	1	3	12	5	3	0	1	28	1	
03	Sledge, Tavon	g	6-12	0-0	0-2	2	4	6	0	12	5	1	0	4	32	4	
22	Armand, Sean	g	6-12	4-8	2-4	1	10	11	3	18	5	3	0	0	38	3	
00	Ridley, Tajaj		2-5	0-0	5-6	2	1	3	4	9	0	1	2	0	22	2	
05	English, A.J.		0-1	0-1	0-0	1	1	2	2	0	1	1	0	1	14	1	
33	Dennis, Curtis		6-11	5-8	0-0	1	3	4	0	17	0	2	1	1	24	2	
	Team					1	1	2									
	Totals		28-62	12-26	15-21	14	24	38	16	83	18	14	4	7	200		

FG % 1st Half: 15-28 53.6% 2nd half: 13-34 38.2% Game: 28-62 45.2% Deadball Rebounds 2
 3FG % 1st Half: 6-11 54.5% 2nd half: 6-15 40.0% Game: 12-26 46.2%
 FT % 1st Half: 7-10 70.0% 2nd half: 8-11 72.7% Game: 15-21 71.4%

Officials: Jeffrey Anderson, Gary Prager, Mike McCloskey
 Technical fouls: Niagara-None, Iona College-None.
 Attendance: 1918

Score by periods	1st	2nd	Total
Niagara	31	41	72
Iona College	43	40	83

Game 6 Saint Peter's 64, Iona College 62
(3-3) MAAC Game
(1-1) Jersey City, NJ - Yanitelli Center
December 5, 2012

Iona College 62 • 3-3, 1-1 MAAC

##	Player	Total			3-Ptr			Rebounds			PF	TP	A	TO	Blk	Stl	Min
		FG-FGA	FG-FGA	FT-FTA	FG-FGA	FG-FGA	FT-FTA	Off	Def	Tot							
22	Jackson, Shawn	f	1-5	0-0	0-0	2	1	3	2	2	0	1	1	1	12	12	
23	Bowman, Tre	f	1-3	0-0	2-2	3	5	8	4	4	2	2	0	1	31	1	
02	Jones, Lamont	g	4-14	0-3	3-6	0	1	1	3	11	2	4	0	1	38	3	
03	Sledge, Tavon	g	4-9	0-2	5-6	1	1	2	1	13	3	4	0	2	26	2	
22	Armand, Sean	g	6-12	3-5	4-7	1	7	8	1	19	1	3	1	1	37	1	
00	Ridley, Tajaj		4-7	0-0	0-0	4	4	8	2	8	1	1	0	1	28	1	
05	English, A.J.		1-3	1-3	0-0	0	1	1	0	3	1	0	0	0	17	17	
33	Dennis, Curtis		1-3	0-1	0-0	0	3	3	1	2	0	1	0	0	11	11	
	Team					2	0	2									
	Totals		22-56	4-14	14-21	13	23	36	14	62	10	17	2	7	200		

FG % 1st Half: 12-33 36.4% 2nd half: 10-23 43.5% Game: 22-56 39.3% Deadball Rebounds 3.2
 3FG % 1st Half: 3-8 37.5% 2nd half: 1-6 16.7% Game: 4-14 28.6%
 FT % 1st Half: 4-7 57.1% 2nd half: 10-14 71.4% Game: 14-21 66.7%

Saint Peter's 64 • 4-4, 1-0 MAAC

##	Player	Total			3-Ptr			Rebounds			PF	TP	A	TO	Blk	Stl	Min
		FG-FGA	FG-FGA	FT-FTA	FG-FGA	FG-FGA	FT-FTA	Off	Def	Tot							
42	Conley, Darius	f	7-12	0-0	3-5	3	6	9	3	17	1	4	0	3	29	29	
02	Raymond, Yvon	g	2-7	0-1	2-2	2	1	3	4	6	2	2	1	0	19	19	
11	Washington, Desi	g	5-12	3-6	2-2	0	3	3	3	15	0	1	1	4	37	3	
22	Burke, Chris	g	2-4	0-2	1-1	1	4	5	1	5	1	2	2	1	33	3	
23	French, Blaise	g	7-16	1-2	2-3	2	3	5	2	17	8	2	2	2	31	3	
00	Jackson, Patrick		0-0	0-0	0-0	0	0	0	3	0	0	3	0	1	3	3	
10	Despot, Elias		0-1	0-0	0-0	1	1	2	0	0	0	0	0	0	4	4	
12	Prescott, Chris		1-3	1-3	0-0	0	1	1	0	3	0	0	1	0	9	9	
20	Patterson, Chazz		0-3	0-2	1-2	1	0	1	2	1	1	1	2	0	22	22	
24	Tucker, Markese		0-2	0-0	0-0	0	4	4	1	0	0	2	1	0	13	13	
	Team					3	0	3									
	Totals		24-60	5-16	11-15	13	23	36	19	64	13	17	10	11	200		

FG % 1st Half: 7-27 25.9% 2nd half: 17-33 51.5% Game: 24-60 40.0% Deadball Rebounds 2.2
 3FG % 1st Half: 2-10 20.0% 2nd half: 3-6 50.0% Game: 5-16 31.3%
 FT % 1st Half: 5-6 83.3% 2nd half: 6-9 66.7% Game: 11-15 73.3%

Officials: Gary Tracy, Jeffrey Anderson, Andrew Seward
 Technical fouls: Iona College-None, Saint Peter's-None.
 Attendance: 1419
 #23 Blaise French with running jumper in lane as shot clock expired with 4.5 seconds remaining for winning basket

Score by periods	1st	2nd	Total
Iona College	31	31	62
Saint Peter's	21	43	64

Game 7 Rutgers 81, Iona College 73
(3-4) ECAC/MSG Holiday Festival
New York, NY - Madison Square Garden
December 8, 2012

Iona College 73

##	Player	Total			3-Ptr			Rebounds			PF	TP	A	TO	Blk	Stl	Min
		FG-FGA	FG-FGA	FT-FTA	FG-FGA	FG-FGA	FT-FTA	Off	Def	Tot							
22	Armand, Sean	f	7-14	2-9	1-1	3	4	7	3	17	2	5	0	2	39	39	
23	Bowman, Tre	f	0-5	0-3	0-0	0	1	1	1	0	1	0	0	0	13	13	
12	Jackson, Shawn	c	0-1	0-0	0-0	1	3	4	2	0	0	1	1	3	13	13	
02	Jones, Lamont	g	6-17	0-4	14-14	0	1	1	4	26	3	6	0	2	35	5	
03	Sledge, Tavon	g	0-3	0-0	0-0	0	3	3	0	0	2	2	0	2	21	21	
00	Ridley, Tajaj		2-6	0-0	0-0	0	2	2	5	4	1	2	0	0	21	21	
05	English, A.J.		2-5	2-3	2-2	0	2	2	2	8	1	1	0	0	20	20	
10	Gomez, DaShawn		0-1	0-1	0-0	0	0	0	0	0	2	0	0	1	10	10	
32	Moikobu, Nyandigisi		3-3	0-0	0-0	2	0	2	1	6	0	0	0	0	6	6	
33	Dennis, Curtis		4-8	3-5	1-1	0	1	1	1	12	1	1	0	0	22	22	
	Team					3	3	6									
	Totals		24-63	7-25	18-18	9	20	29	19	73	13	18	1	10	200		

FG % 1st Half: 8-29 27.6% 2nd half: 16-34 47.1% Game: 24-63 38.1% Deadball Rebounds 0
 3FG % 1st Half: 2-10 20.0% 2nd half: 5-15 33.3% Game: 7-25 28.0%
 FT % 1st Half: 5-5 100.0% 2nd half: 13-13 100.0% Game: 18-18 100.0%

Rutgers 81

##	Player	Total			3-Ptr			Rebounds			PF	TP	A	TO	Blk	Stl	Min
		FG-FGA	FG-FGA	FT-FTA	FG-FGA	FG-FGA	FT-FTA	Off	Def	Tot							
05	Carfer, Eli	f	4-12	2-6	2-4	0	2	2	2	12	3	5	0	0	35	35	
13	Kone, Malick	f	1-4	0-1	0-0	0	1	1	2	1	2	0	2	0	20	20	
21	Johnson, Austin	c	0-1	0-0	0-0	0	2	2	0	0	2	0	0	0	6	6	
02	Miller, Dane	g	5-11	0-2	3-3	4	9	13	1	13	1	6	1	1	29	29	
04	Mack, Myles	g	7-11	2-4	3-3	2	5	7	4	19	3	2	0	2	29	29	
01	Seagears, Jerome		0-1	0-1	0-0	0	2	2	2	0	3	3	0	1	24	24	
10	Poole, Mike		7-9	2-2	2-2	2	5	7	2	18	3	4	1	1	18	18	
15	Randall, Derrick		0-1	0-0	0-0	1	0	1	0	0	0	0	0	0	2	2	
22	Jack, Kadeem		2-6	0-0	3-4	2	1	3	1	7	1	0	1	1	13	13	
33	Judge, Wally		4-6	0-0	2-5	4	2	6	3	10	2	0	2	0	24	24	
	Team					2	1	3									
	Totals		30-62	6-16	15-21	17	30	47	18	81	17	25	5	8	200		

FG % 1st Half: 13-29 44.8% 2nd half: 17-33 51.5% Game: 30-62 48.4% Deadball Rebounds 1
 3FG % 1st Half: 3-7 42.9% 2nd half: 3-9 33.3% Game: 6-16 37.5%
 FT % 1st Half: 6-8 75.0% 2nd half: 9-13 69.2% Game: 15-21 71.4%

Officials: Mike Stephens, Doug Shows, Wally Rutecki
 Technical fouls: Iona College-None, Rutgers-None.
 Attendance: 10003
 2012 Holiday Festival

Score by periods	1st	2nd	Total
Iona College	23	50	73
Rutgers	35	46	81

Game 8 Iona College 81, Georgia 78 OT
(4-4) Non-Conference Game
Athens, GA - Stegeman Coliseum
December 15, 2012

Iona College 81 • 4-4

##	Player	Total			3-Ptr			Rebounds			PF	TP	A	TO	Blk	Stl	Min
		FG-FGA	FG-FGA	FT-FTA	FG-FGA	FG-FGA	FT-FTA	Off	Def	Tot							
02																	

Game 9 Iona College 87, Liberty 69
(5-4) Non-Conference Game
New Rochelle, NY - Hynes Athletics Center
December 18, 2012

Liberty 69 • 1-10

##	Player	Total			3-Ptr			Rebounds			PF	TP	A	TO	Blk	Stl	Min
		FG-FGA	FG-FGA	FT-FTA	FG-FGA	FG-FGA	FT-FTA	Off	Def	Tot							
12	Gielo, Tomasz	f	2-8	0-2	0-0	2	2	4	0	4	1	1	0	0	0	25	
32	Coronado, JR	f	5-10	0-0	1-2	8	6	14	2	11	0	2	2	0	0	25	
01	Marshall, Davon	g	2-9	2-7	3-4	0	1	1	2	9	5	2	0	0	0	32	
03	Roberts, Casey	g	3-4	1-2	0-0	0	1	1	1	7	2	1	0	0	0	21	
33	Sanders, John Caleb	g	5-9	2-4	4-10	1	4	5	4	16	3	4	0	1	1	31	
02	Assinesi, Kelly		0-1	0-1	0-0	0	0	0	0	0	1	0	0	0	0	8	
10	Donley, Chad		3-5	2-4	0-0	0	0	0	0	8	0	0	0	1	1	11	
11	Smith, Andrew		0-1	0-0	0-0	0	1	1	0	0	1	0	0	0	0	12	
21	Vander Pol, Joel		0-1	0-0	1-2	0	2	2	1	1	0	0	0	0	0	6	
22	Speaks, Tavares		2-7	0-0	5-6	0	2	2	1	9	0	2	0	3	18		
42	Ogukwe, Sommy		1-2	0-0	2-4	3	2	5	2	4	0	0	1	0	1	11	
	Team					1	2	3									
	Totals		23-57	7-20	16-28	15	23	38	13	69	13	12	3	5	200		

FG % 1st Half: 14-27 51.9% 2nd half: 9-30 30.0% Game: 23-57 40.4%
 3FG % 1st Half: 5-12 41.7% 2nd half: 2-8 25.0% Game: 7-20 35.0%
 FT % 1st Half: 4-8 50.0% 2nd half: 12-20 60.0% Game: 16-28 57.1%

Deadball Rebounds 4

Iona College 87 • 5-3

##	Player	Total			3-Ptr			Rebounds			PF	TP	A	TO	Blk	Stl	Min
		FG-FGA	FG-FGA	FT-FTA	FG-FGA	FG-FGA	FT-FTA	Off	Def	Tot							
12	Jackson, Shawn	f	0-2	0-0	1-2	2	2	4	2	1	0	0	1	0	0	26	
22	Armand, Sean	f	7-17	7-14	2-2	5	4	9	1	23	4	2	1	2	38		
02	Jones, Lamont	g	9-13	3-6	3-3	1	6	7	3	24	5	6	0	1	28		
03	Sledge, Tavon	g	3-9	0-2	0-2	0	1	0	6	3	0	0	1	1	24		
05	English, A.J.	g	5-9	5-8	2-2	2	5	7	3	17	3	0	0	1	28		
00	Ridley, Taaj		0-0	0-0	0-0	2	0	2	5	0	1	0	0	0	5		
01	Anderson, DeSean		0-0	0-0	0-0	0	1	1	2	0	0	0	0	0	2		
10	Gomez, DaShawn		0-0	0-0	0-0	0	0	0	0	0	3	0	0	0	5		
23	Bowman, Tre		4-8	2-6	3-4	0	2	2	13	2	0	0	0	0	25		
32	Moikobu, Nyandigisi		1-3	1-1	0-0	1	1	2	0	3	0	1	0	0	8		
33	Dennis, Curtis		0-4	0-4	0-0	2	1	3	2	0	0	0	1	0	11		
	Team					0	4	4									
	Totals		29-65	18-41	11-15	15	27	42	20	87	21	9	3	5	200		

FG % 1st Half: 15-34 44.1% 2nd half: 14-31 45.2% Game: 29-65 44.6%
 3FG % 1st Half: 10-21 47.6% 2nd half: 8-20 40.0% Game: 18-41 43.9%
 FT % 1st Half: 3-6 50.0% 2nd half: 8-9 88.9% Game: 11-15 73.3%

Deadball Rebounds 2

Officials: Tim Comer, Mark Schnur, JW Lucas
 Technical fouls: Liberty-None. Iona College-Ridley, Taaj.
 Attendance: 1537

Score by periods	1st	2nd	Total
Liberty	37	32	69
Iona College	43	44	87

Game 11 Iona College 100, Norfolk State 72
(6-5) Non-Conference Game
New Rochelle, NY - Hynes Athletics Center
December 23, 2012

Norfolk State 72 • 6-8

##	Player	Total			3-Ptr			Rebounds			PF	TP	A	TO	Blk	Stl	Min
		FG-FGA	FG-FGA	FT-FTA	FG-FGA	FG-FGA	FT-FTA	Off	Def	Tot							
01	Johnson, Rob	f	1-7	1-3	2-4	0	6	6	3	5	4	1	0	0	0	26	
23	Goode, Brandon	c	1-1	0-0	0-0	0	3	3	2	2	0	1	2	1	1	12	
03	Fuentes, Jamel	g	3-6	0-0	0-0	0	4	4	2	6	5	1	0	1	24		
11	Williams, Pendarvis	g	5-11	4-10	1-2	0	4	4	1	15	1	2	0	3	31		
25	Hawkins, Malcolm	g	4-11	1-4	0-0	1	0	1	5	9	1	2	1	1	20		
00	Lila-St. Rose, Kieyvyn		0-1	0-1	0-0	0	0	0	0	0	0	2	0	0	6		
04	Phelps, Marese		3-4	2-2	0-0	0	1	1	1	8	1	0	0	1	18		
21	Weathers, Jordan		0-0	0-0	0-0	0	0	0	0	0	0	0	0	0	5		
22	Brown, Kris		0-2	0-2	0-0	0	0	0	3	0	0	1	0	0	11		
24	Estime, Zieyik		4-9	4-7	0-0	1	1	2	1	12	0	2	0	1	14		
32	Vinogradovas, Paulius		0-0	0-0	0-0	0	0	0	1	0	0	0	0	0	3		
35	Gaston, Rashid		5-8	0-0	3-4	1	2	3	2	13	0	1	0	0	22		
45	Rogers, A.J.		0-1	0-0	2-2	0	1	1	1	2	1	0	1	1	8		
	Team					1	0	1									
	Totals		26-61	12-29	8-12	4	22	26	22	72	13	13	4	9	200		

FG % 1st Half: 11-26 42.3% 2nd half: 15-35 42.9% Game: 26-61 42.6%
 3FG % 1st Half: 5-14 35.7% 2nd half: 7-15 46.7% Game: 12-29 41.4%
 FT % 1st Half: 4-6 66.7% 2nd half: 4-6 66.7% Game: 8-12 66.7%

Deadball Rebounds 2

Iona College 100 • 6-5

##	Player	Total			3-Ptr			Rebounds			PF	TP	A	TO	Blk	Stl	Min
		FG-FGA	FG-FGA	FT-FTA	FG-FGA	FG-FGA	FT-FTA	Off	Def	Tot							
13	Laury, David	f	8-10	0-0	4-6	4	3	7	1	20	0	1	2	1	29		
22	Armand, Sean	f	4-10	4-8	0-0	2	5	7	2	12	3	5	1	2	24		
03	Sledge, Tavon	g	5-8	0-0	2-3	2	6	8	1	12	2	3	1	0	30		
05	English, A.J.	g	3-6	2-5	0-2	0	3	3	1	8	2	0	0	1	16		
10	Gomez, DaShawn	g	1-7	1-6	0-0	1	0	1	1	3	5	0	0	1	16		
00	Ridley, Taaj		4-8	0-1	2-2	3	6	9	2	10	1	1	0	0	25		
01	Anderson, DeSean		0-0	0-0	0-0	0	0	0	0	0	0	1	0	0	2		
02	Jones, Lamont		6-14	0-5	12-12	0	2	2	1	24	5	1	1	1	31		
23	Bowman, Tre		1-2	1-2	2-2	0	3	3	0	5	5	0	1	1	13		
32	Moikobu, Nyandigisi		1-1	1-1	0-0	0	1	1	0	3	1	1	0	0	11		
33	Dennis, Curtis		1-1	1-1	0-0	0	0	0	0	3	0	0	0	0	3		
	Team					2	4	6									
	Totals		34-67	10-29	22-27	14	33	47	9	100	24	13	6	7	200		

FG % 1st Half: 18-35 51.4% 2nd half: 16-32 50.0% Game: 34-67 50.7%
 3FG % 1st Half: 3-14 21.4% 2nd half: 7-15 46.7% Game: 10-29 34.5%
 FT % 1st Half: 6-6 100.0% 2nd half: 16-21 76.2% Game: 22-27 81.5%

Deadball Rebounds 2

Officials: Mike Kitts, Joe DeMayo, Kyle Walter
 Technical fouls: Norfolk State-Hawkins, Malcolm. Iona College-None.
 Attendance: 1855

Score by periods	1st	2nd	Total
Norfolk State	31	41	72
Iona College	45	55	100

Game 10 La Salle 88, Iona College 74
(5-5) Non-Conference Game
Philadelphia, PA - Gola Arena
December 20, 2012

Iona College 74 • 5-5

##	Player	Total			3-Ptr			Rebounds			PF	TP	A	TO	Blk	Stl	Min
		FG-FGA	FG-FGA	FT-FTA	FG-FGA	FG-FGA	FT-FTA	Off	Def	Tot							
12	Jackson, Shawn	f	1-1	0-0	0-0	1	0	1	3	2	0	1	0	0	0	7	
02	Jones, Lamont	g	8-18	3-7	0-0	1	3	4	1	19	3	3	0	0	1	35	
03	Sledge, Tavon	g	1-3	0-0	0-0	0	3	3	4	2	0	2	0	1	18		
05	English, A.J.	g	3-7	1-5	0-0	0	2	2	4	7	3	2	0	3	36		
22	Armand, Sean	g	6-18	1-7	2-2	2	5	7	2	15	3	4	0	2	37		
00	Ridley, Taaj		1-1	0-0	0-0	1	2	3	2	2	0	2	0	0	9		
10	Gomez, DaShawn		0-1	0-0	0-0	0	0	0	0	0	0	0	0	0	2		
13	Laury, David		8-13	0-0	5-6	2	12	14	1	21	1	2	2	2	26		
23	Bowman, Tre		2-5	0-0	0-0	0	4	4	0	4	0	0	0	1	19		
33	Dennis, Curtis		1-4	0-3	0-0	0	0	0	1	2	1	0	0	0	11		
	Team					1	0	1									
	Totals		31-71	5-23	7-8	8	31	39	18	74	11	16	2	10	200		

FG % 1st Half: 18-41 43.9% 2nd half: 13-30 43.3% Game: 31-71 43.7%
 3FG % 1st Half: 4-12 33.3% 2nd half: 1-11 9.1% Game: 5-23 21.7%
 FT % 1st Half: 5-5 100.0% 2nd half: 2-3 66.7% Game: 7-8 87.5%

Deadball Rebounds 0

La Salle 88 • 7-2

##	Player	Total			3-Ptr			Rebounds			PF	TP	A	TO	Blk	Stl	Min
		FG-FGA	FG-FGA	FT-FTA	FG-FGA	FG-FGA	FT-FTA	Off	Def	Tot							
25	Wright, Jerrell	f	6-9	0-0	1-3	5	3	8	1	13	0	3	1	0	20		
00	Zack, Steve	c	2-6	0-0	0-1	3	7	10	3	4	0	0	0	0	21		
03	Duren, Tyreek	g	6-12	0-1	1-3	0	5	5	1	13	4	3	2	3	36		
10	Mills, Sam	g	3-8	0-1	2-2	1	4	5	2	8	1	3	0	2	36		
55	Galloway, Ramon	g	8-10	3-4	2-3	0	6	6	1	21	10	3	0	2	36		
01	Peterson, D.J.		0-3	0-2	1-2	1	2	3	1	1	0	0	0	0	23		
21	Garland, Tyrone		10-22	3-9	3-4	0	3	3	1	26	1	1	0	1	23		
35	Brown, Rohan		1-1	0-0	0-0	0	0	0	0	2	0	0	0	0	3		
	Team					1	2	3									

Game 13 Iona College 93, St. Bonaventure 74
(7-6) Non-Conference Game
St. Bonaventure, NY - Reilly Center
December 31, 2012

Iona College 93 • 7-6

##	Player	Total		3-Ptr		Rebounds			PF	TP	A	TO	Blk	Stl	Min
		FG-FGA	FT-FTA	FG-FGA	FT-FTA	Off	Def	Tot							
00	Ridley, Taaj	f	5-8	0-1	3-3	4	4	8	2	13	4	1	1	1	38
13	Laury, David	f	4-8	0-0	5-6	1	7	8	4	13	1	2	1	2	27
02	Jones, Lamont	g	7-11	3-5	6-6	0	4	4	2	23	5	4	0	1	38
03	Sledge, Tavon	g	3-7	0-2	0-0	1	4	5	1	6	3	2	0	1	28
22	Armand, Sean	g	8-19	7-14	4-4	0	5	5	2	27	5	3	1	2	38
05	English, A.J.	g	4-5	3-4	0-0	0	3	3	1	11	2	0	0	0	17
10	Gomez, DaShawn	g	0-0	0-0	0-0	0	0	0	0	0	0	0	0	0	1
12	Jackson, Shawn	g	0-0	0-0	0-0	0	0	0	0	0	0	0	0	0	6
32	Moikobu, Nyandigisi	g	0-0	0-0	0-0	1	0	1	0	0	1	1	0	0	4
33	Dennis, Curtis	g	0-1	0-1	0-0	0	0	0	1	0	0	1	0	0	3
	Team					0	3	3							
	Totals		31-59	13-27	18-19	7	30	37	17	93	21	15	3	7	200
	FG % 1st Half: 13-31	41.9%	2nd half: 18-28	64.3%	Game: 31-59	52.5%									Deadball Rebounds 1
	3FG % 1st Half: 3-11	27.3%	2nd half: 3-11	62.5%	Game: 13-27	48.1%									
	FT % 1st Half: 11-11	100.0%	2nd half: 7-8	87.5%	Game: 18-19	94.7%									

St. Bonaventure 74 • 7-5

##	Player	Total		3-Ptr		Rebounds			PF	TP	A	TO	Blk	Stl	Min
		FG-FGA	FT-FTA	FG-FGA	FT-FTA	Off	Def	Tot							
11	Conger, Demitrius	f	9-16	1-4	7-7	4	4	8	1	26	1	3	2	0	39
33	Simmons, Marquise	f	1-4	0-0	0-0	3	2	5	2	2	0	0	0	1	14
03	Kloof, Charlton	g	3-6	0-0	1-2	1	2	3	5	7	8	2	0	0	22
05	Gathers, Jordan	g	4-11	0-2	0-0	3	1	4	2	8	1	3	0	0	30
42	Davenport, Michael	g	3-8	2-4	0-0	0	1	1	0	8	2	0	0	0	21
05	Mosley, Eric	g	3-9	3-6	0-0	0	2	2	1	9	2	1	1	1	23
21	Wright, Dion	g	0-0	0-0	0-0	0	0	0	0	0	0	0	0	0	1
23	Johnson, Chris	g	3-12	1-5	2-2	0	0	0	3	9	1	1	0	1	24
35	Ndoye, Youssou	g	1-4	0-0	3-5	2	5	7	3	5	0	2	1	0	26
	Team					4	4	8							
	Totals		27-70	7-21	13-16	17	21	38	17	74	15	12	4	4	200
	FG % 1st Half: 11-35	31.4%	2nd half: 16-35	45.7%	Game: 27-70	38.6%									Deadball Rebounds 0
	3FG % 1st Half: 4-10	40.0%	2nd half: 7-21	27.3%	Game: 13-27	48.1%									
	FT % 1st Half: 5-7	71.4%	2nd half: 8-9	88.9%	Game: 13-16	81.3%									

Officials: Roger Ayers, Brian Dorsey, Wally Rulicki
Technical fouls: Iona College-None, St. Bonaventure-None.
Attendance: 3472

Score by periods	1st	2nd	Total
Iona College	40	53	93
St. Bonaventure	31	43	74

Game 15 Iona College 78, Manhattan 70
(9-6) MAAC Game
(3-1) New Rochelle, NY - Hynes Athletics Center
January 6, 2013

Manhattan 70 • 4-10, 2-2 MAAC

##	Player	Total		3-Ptr		Rebounds			PF	TP	A	TO	Blk	Stl	Min
		FG-FGA	FT-FTA	FG-FGA	FT-FTA	Off	Def	Tot							
05	Brown, Rhamel	f	6-11	0-0	4-6	6	3	9	2	16	4	3	7	1	34
10	McCoy, Ryan	f	0-0	0-0	0-0	0	0	0	1	0	0	0	0	0	10
13	Andujar, Emmy	f	7-12	0-0	3-3	1	7	8	1	17	3	6	0	0	38
12	Stores, RaShawn	g	2-6	1-5	0-0	1	1	2	4	5	3	4	0	0	23
32	Koita, Mohamed	g	2-8	2-5	1-2	2	4	6	1	7	1	1	0	2	27
00	Richards, Shane	g	3-8	1-6	0-0	0	2	2	1	7	0	0	0	0	20
01	Jones, CJ	g	3-5	1-1	1-2	0	0	0	5	8	1	2	0	0	17
22	Colonette, Roberto	g	0-1	0-0	0-0	1	1	2	1	0	0	1	0	0	6
33	Kates, Donovan	g	4-5	0-1	2-2	1	0	1	3	10	1	2	0	1	25
	Team					1	2	3							
	Totals		27-56	5-18	11-15	13	20	33	19	70	13	19	7	4	200
	FG % 1st Half: 14-29	48.3%	2nd half: 13-27	48.1%	Game: 27-56	48.2%									Deadball Rebounds 2.1
	3FG % 1st Half: 5-15	33.3%	2nd half: 0-3	0.0%	Game: 5-18	27.8%									
	FT % 1st Half: 3-3	100.0%	2nd half: 8-12	66.7%	Game: 11-15	73.3%									

Iona College 78 • 9-6, 3-1 MAAC

##	Player	Total		3-Ptr		Rebounds			PF	TP	A	TO	Blk	Stl	Min
		FG-FGA	FT-FTA	FG-FGA	FT-FTA	Off	Def	Tot							
00	Ridley, Taaj	f	5-10	1-1	3-5	1	6	7	3	14	0	1	1	0	28
13	Laury, David	f	3-5	0-0	0-0	1	2	3	2	6	1	0	0	3	18
02	Jones, Lamont	g	8-17	4-5	10-10	1	1	2	2	30	2	4	0	2	38
03	Sledge, Tavon	g	2-2	0-0	2-3	0	0	0	4	6	8	4	1	1	20
22	Armand, Sean	g	1-7	1-5	3-4	0	1	1	0	6	2	1	0	1	29
05	English, A.J.	g	2-5	2-3	0-0	0	2	2	1	6	1	1	2	1	22
10	Gomez, DaShawn	g	0-2	0-0	1-2	0	1	1	1	1	4	0	0	0	12
23	Bowman, Tre	g	3-3	2-2	1-2	2	2	4	2	9	0	2	0	0	33
	Team					3	3	6							
	Totals		24-51	10-16	20-26	8	18	26	15	78	18	13	4	8	200
	FG % 1st Half: 9-27	33.3%	2nd half: 15-24	62.5%	Game: 24-51	47.1%									Deadball Rebounds 4
	3FG % 1st Half: 2-7	28.6%	2nd half: 8-9	88.9%	Game: 10-16	62.5%									
	FT % 1st Half: 10-13	76.9%	2nd half: 10-13	76.9%	Game: 20-26	76.9%									

Officials: Mike Kitts, Brian O'Connell, Ed Corbett
Technical fouls: Manhattan-None, Iona College-None.
Attendance: 2186

Score by periods	1st	2nd	Total
Manhattan	36	34	70
Iona College	30	48	78

Game 14 Iona College 66, Siena 62
(8-6) MAAC Game
(2-1) Albany, NY - Times Union Center
January 4, 2013

Iona College 66 • 8-6, 2-1 MAAC

##	Player	Total		3-Ptr		Rebounds			PF	TP	A	TO	Blk	Stl	Min
		FG-FGA	FT-FTA	FG-FGA	FT-FTA	Off	Def	Tot							
00	Ridley, Taaj	f	1-4	0-0	4-4	2	2	4	1	6	0	2	1	0	21
13	Laury, David	f	6-10	0-0	0-1	2	7	9	4	12	2	1	1	0	35
02	Jones, Lamont	g	4-13	1-4	10-11	1	3	4	0	19	5	1	0	1	37
03	Sledge, Tavon	g	0-2	0-1	0-0	1	1	2	2	0	0	2	0	1	17
22	Armand, Sean	g	5-14	4-11	0-0	0	4	4	3	14	3	1	0	0	39
05	English, A.J.	g	4-9	2-4	1-2	1	2	3	3	11	2	0	2	1	31
10	Gomez, DaShawn	g	0-0	0-0	0-0	0	0	0	1	0	0	0	0	0	1
23	Bowman, Tre	g	2-3	0-1	0-0	1	0	1	1	4	0	0	0	0	5
32	Moikobu, Nyandigisi	g	0-3	0-0	0-0	2	1	3	0	0	0	0	0	0	10
33	Dennis, Curtis	g	0-0	0-0	0-0	0	0	0	0	0	0	1	0	0	2
	Team					2	1	3							
	Totals		22-58	7-21	15-18	12	21	33	15	66	12	8	4	3	200
	FG % 1st Half: 10-25	40.0%	2nd half: 12-33	36.4%	Game: 22-58	37.9%									Deadball Rebounds 2.3
	3FG % 1st Half: 3-8	37.5%	2nd half: 4-13	30.8%	Game: 7-21	33.3%									
	FT % 1st Half: 1-2	50.0%	2nd half: 14-16	87.5%	Game: 15-18	83.3%									

Siena 62 • 2-12, 0-3 MAAC

##	Player	Total		3-Ptr		Rebounds			PF	TP	A	TO	Blk	Stl	Min
		FG-FGA	FT-FTA	FG-FGA	FT-FTA	Off	Def	Tot							
01	Anosike, O.D.	f	8-11	0-0	3-5	4	11	15	3	19	1	2	1	0	40
34	Silas, Imah	c	3-4	0-0	1-2	0	4	4	3	7	0	0	2	0	22
05	Hymes, Evan	g	1-8	0-4	2-2	1	1	2	3	4	7	0	0	0	39
12	Brookins														

Game 17 Iona College 97, Canisius 87
(11-6) MAAC Game
(5-1) New Rochelle, NY - Hynes Athletics Center
 January 13, 2013

Canisius 87 • 10-7, 3-3 MAAC

##	Player	Total			3-Ptr			Rebounds			PF	TP	A	TO	Blk	Stl	Min
		FG-FGA	FG-FGA	FT-FTA	FG-FGA	FG-FGA	FT-FTA	Off	Def	Tot							
13	Manhertz, Chris	f	3-3	0-0	1-1	3	11	14	2	7	0	1	2	0	0	31	
35	Heath, Jordan	f	5-9	1-2	2-2	3	1	4	3	13	1	1	0	2	27		
03	Washington, Harold	g	8-14	3-5	7-8	1	1	2	2	26	4	2	0	0	37		
12	Baron, Billy	g	8-16	4-8	0-0	2	3	5	2	20	11	4	0	1	38		
22	Sosa, Isaac	g	3-12	3-10	0-1	1	1	2	2	9	2	0	0	0	33		
01	Asprilla, Freddy	g	1-2	0-0	0-0	2	2	4	0	2	0	1	0	0	6		
05	Groves, Reggie	g	2-5	1-3	0-0	1	0	1	2	5	2	4	0	1	14		
50	Heath, Josiah	g	2-3	0-0	1-1	0	0	0	3	5	0	1	0	0	14		
Team						0	1	1									
Totals			32-64	12-28	11-13	13	20	33	16	87	20	14	2	4	200		
FG % 1st Half:		18-34	52.9%	2nd half:	14-30	46.7%	Game:		32-64	50.0%	Deadball						
3FG % 1st Half:		7-15	46.7%	2nd half:	5-13	38.5%	Game:		12-28	42.9%	Rebounds						
FT % 1st Half:		6-7	85.7%	2nd half:	5-6	83.3%	Game:		11-13	84.6%	1,2						

Iona College 97 • 11-6, 5-1 MAAC

##	Player	Total			3-Ptr			Rebounds			PF	TP	A	TO	Blk	Stl	Min
		FG-FGA	FG-FGA	FT-FTA	FG-FGA	FG-FGA	FT-FTA	Off	Def	Tot							
00	Ridley, Taaj	f	3-5	1-2	1-2	1	4	5	2	8	4	1	0	1	23		
02	Jones, Lamont	g	2-9	1-6	2-3	1	1	2	4	7	5	1	0	1	25		
03	Sledge, Tavon	g	0-1	0-0	0-0	0	1	1	0	0	3	1	0	0	19		
22	Armand, Sean	g	11-18	9-15	1-1	1	4	5	4	32	3	3	2	1	36		
24	Laury, David	g	6-9	0-0	1-4	3	6	9	3	13	0	3	1	2	26		
05	English, A.J.	g	4-7	2-3	0-2	0	0	0	0	10	1	0	1	1	19		
10	Gomez, DaShawn	g	1-2	1-2	0-0	1	0	1	0	3	5	0	0	0	17		
23	Bowman, Tre	g	8-13	2-4	6-6	3	3	6	1	24	2	2	0	1	32		
32	Moikobu, Nyandigisi	g	0-0	0-0	0-0	1	0	1	0	0	0	0	0	0	2		
33	Dennis, Curtis	g	0-1	0-1	0-0	0	0	0	1	0	0	0	0	0	1		
Team						2	1	3									
Totals			35-65	16-33	11-18	13	20	33	15	97	23	11	4	7	200		
FG % 1st Half:		18-40	45.0%	2nd half:	17-25	68.0%	Game:		35-65	53.8%	Deadball						
3FG % 1st Half:		6-20	30.0%	2nd half:	10-13	76.9%	Game:		16-33	48.5%	Rebounds						
FT % 1st Half:		5-6	83.3%	2nd half:	6-12	50.0%	Game:		11-18	61.1%	2						

Officials: Bryan Kersey, Jeffrey Anderson, Bruce Rothwell
 Technical fouls: Canisius-None, Iona College-None.
 Attendance: 2094

Score by periods	1st	2nd	Total
Canisius	49	38	87
Iona College	47	50	97

Game 18 Iona College 84, Fairfield 73
(12-6) MAAC Game
(6-1) New Rochelle, NY - Hynes Athletics Center
 January 18, 2013

Fairfield 73 • 10-9, 2-5 MAAC

##	Player	Total			3-Ptr			Rebounds			PF	TP	A	TO	Blk	Stl	Min
		FG-FGA	FG-FGA	FT-FTA	FG-FGA	FG-FGA	FT-FTA	Off	Def	Tot							
20	Gilbert, Marcus	f	6-13	0-3	0-0	2	7	9	3	12	2	0	3	0	36		
21	Sidibe, Amadou	f	3-7	0-0	0-0	6	5	11	5	6	0	1	1	0	21		
41	Matthews, Keith	f	3-5	0-0	1-2	0	1	1	1	7	0	2	0	1	16		
03	Needham, Derek	g	9-17	6-11	2-4	1	5	6	3	26	2	3	0	1	35		
25	Nickerson, Colin	g	1-2	0-0	0-0	1	1	2	3	2	1	2	1	0	22		
10	Jenkins, Justin	g	0-2	0-1	0-0	0	1	1	0	0	0	1	0	0	3		
11	Wade, Desmond	g	2-5	0-2	0-0	0	0	0	4	4	1	2	1	1	25		
15	Barrow, Maurice	g	4-9	0-0	4-5	5	1	6	3	12	1	2	2	0	23		
22	Johnson, Coleman	g	1-5	0-0	2-2	0	1	1	1	4	0	0	0	0	16		
30	Mikulic, Josip	g	0-0	0-0	0-0	0	0	0	0	0	0	0	0	0	3		
Team						0	4	4									
Totals			29-65	6-17	9-13	15	26	41	23	73	7	13	8	4	200		
FG % 1st Half:		13-24	54.2%	2nd half:	16-41	39.0%	Game:		29-65	44.6%	Deadball						
3FG % 1st Half:		1-4	25.0%	2nd half:	5-13	38.5%	Game:		6-17	35.3%	Rebounds						
FT % 1st Half:		3-6	50.0%	2nd half:	6-7	85.7%	Game:		9-13	69.2%	2						

Iona College 84 • 12-6, 6-1 MAAC

##	Player	Total			3-Ptr			Rebounds			PF	TP	A	TO	Blk	Stl	Min
		FG-FGA	FG-FGA	FT-FTA	FG-FGA	FG-FGA	FT-FTA	Off	Def	Tot							
13	Laury, David	f	2-12	0-0	5-11	4	10	14	2	9	2	1	5	1	33		
02	Jones, Lamont	g	10-17	3-5	4-4	2	1	3	3	27	1	3	0	0	37		
03	Sledge, Tavon	g	2-4	0-0	2-4	2	0	2	0	6	0	2	0	2	17		
22	Armand, Sean	g	7-15	3-8	6-8	1	4	5	1	23	0	0	1	2	40		
23	Bowman, Tre	g	1-5	0-2	2-2	2	2	4	1	4	0	0	0	0	23		
05	English, A.J.	g	1-5	0-1	2-2	3	3	6	4	4	3	0	0	2	26		
10	Gomez, DaShawn	g	3-5	3-4	0-0	0	1	1	1	9	3	2	0	0	17		
32	Moikobu, Nyandigisi	g	1-1	0-0	0-0	0	1	1	2	2	0	0	0	0	7		
Team						1	1	2									
Totals			27-64	9-20	21-31	15	23	38	14	84	9	8	6	7	200		
FG % 1st Half:		13-35	37.1%	2nd half:	14-29	48.3%	Game:		27-64	42.2%	Deadball						
3FG % 1st Half:		1-4	25.0%	2nd half:	5-9	55.6%	Game:		9-20	45.0%	Rebounds						
FT % 1st Half:		11-17	64.7%	2nd half:	10-14	71.4%	Game:		21-31	67.7%	6						

Officials: Brian O'Connell, Bob Adams, Nathan Farrell
 Technical fouls: Fairfield-None, Iona College-None.
 Attendance: 2435

Score by periods	1st	2nd	Total
Fairfield	30	43	73
Iona College	41	43	84

Game 19 Rider 67, Iona College 62
(12-7) MAAC Game
(6-2) Lawrenceville, NY - Alumni Gymnasium
 January 20, 2013

Iona College 62 • 12-7, 6-2 MAAC

##	Player	Total			3-Ptr			Rebounds			PF	TP	A	TO	Blk	Stl	Min
		FG-FGA	FG-FGA	FT-FTA	FG-FGA	FG-FGA	FT-FTA	Off	Def	Tot							
13	Laury, David	f	3-8	0-0	4-8	8	9	17	4	10	1	3	3	2	38		
02	Jones, Lamont	g	5-16	0-5	10-11	0	3	3	3	20	1	5	0	1	40		
05	English, A.J.	g	1-6	1-5	0-0	0	1	1	2	3	1	0	0	2	35		
22	Armand, Sean	g	4-11	4-11	3-4	0	2	2	4	15	3	1	0	1	40		
23	Bowman, Tre	g	0-2	0-1	0-0	0	3	3	1	0	0	1	0	0	5		
03	Sledge, Tavon	g	6-11	0-0	2-3	1	1	2	2	14	1	0	0	1	32		
10	Gomez, DaShawn	g	0-1	0-1	0-0	0	0	0	0	0	0	1	0	1	5		
32	Moikobu, Nyandigisi	g	0-0	0-0	0-0	0	0	0	0	0	0	0	0	0	2		
33	Dennis, Curtis	g	0-1	0-1	0-0	0	0	0	0	0	0	0	0	0	3		
Team						2	2	4									
Totals			19-56	5-24	19-26	11	21	32	16	62	7	11	3	8	200		
FG % 1st Half:		9-29	31.0%	2nd half:	10-27	37.0%	Game:		19-56	33.9%	Deadball						
3FG % 1st Half:		3-15	20.0%	2nd half:	2-9	22.2%	Game:		5-24	20.8%	Rebounds						
FT % 1st Half:		9-11	81.8%	2nd half:	10-15	66.7%	Game:		19-26	73.1%	4						

Rider 67 • 11-9, 6-2 MAAC

##	Player	Total			3-Ptr			Rebounds			PF	TP	A	TO	Blk	Stl	Min
		FG-FGA	FG-FGA	FT-FTA	FG-FGA	FG-FGA	FT-FTA	Off	Def	Tot							
13	Stewart, Daniel	f	5-13	0-0	3-5	3	7	10	3	13	1	3	1	0	34		
14	Valentine, Shawn	f	2-7	1-4	0-0	2	7	9	3	5	2	3	1	1	33		
05	Thompson, Jonathon	g	4-9	0-1	5-8	0	6	6	1	13	7	4	2	1	38		
10	Myles, Anthony	g	5-9	2-4	0-2	1	3	4	12	0	3	1					

Game 21 Iona College 79, Loyola Maryland 71
(14-7) MAAC Game
(8-2) Baltimore, MD - Reitz Arena
January 27, 2013

Iona College 79 • 14-7, 8-2 MAAC

##	Player	Total	3-Ptr		Rebounds			PF	TP	A	TO	Blk	Stl	Min
			FG-FGA	FG-FGA	FT-FTA	Off	Def							
13	Laury, David	f	4-8	0-0	2-3	2	12	14	4	10	1	1	3	35
02	Jones, Lamont	g	6-15	0-3	11-12	0	1	1	23	1	3	0	0	39
03	Sledge, Tavon	g	4-4	0-0	1-3	1	4	5	1	9	3	5	0	29
22	Armand, Sean	g	5-13	2-8	2-3	2	2	4	5	14	4	1	1	34
23	Bowman, Tre	g	3-8	1-4	4-4	1	4	5	1	11	0	0	0	27
00	Ridley, Taaj	g	1-1	1-1	0-0	1	1	2	2	3	0	0	0	15
10	Gomez, DaShawn	g	1-1	1-1	0-0	1	1	2	2	3	1	1	0	9
33	Dennis, Curtis	g	2-4	2-4	0-0	1	1	2	1	6	1	0	0	12
	Team					1	3	4						
Totals			26-54	7-21	20-25	10	29	39	17	79	11	11	4	3

FG % 1st Half: 14-28 50.0% 2nd half: 12-26 46.2% Game: 26-54 48.1% Deadball Rebounds 1.1
 3FG % 1st Half: 5-11 45.5% 2nd half: 2-10 20.0% Game: 7-21 33.3%
 FT % 1st Half: 5-8 62.5% 2nd half: 15-17 88.2% Game: 20-25 80.0%

Loyola Maryland 71 • 15-7, 7-3 MAAC

##	Player	Total	3-Ptr		Rebounds			PF	TP	A	TO	Blk	Stl	Min
			FG-FGA	FG-FGA	FT-FTA	Off	Def							
15	Latham, Jordan	f	5-8	1-1	0-0	1	2	3	3	11	0	1	0	0
24	Etherly, Erik	f	3-12	0-0	2-5	5	2	7	0	8	3	2	0	0
03	Cormier, Dylan	g	8-18	1-4	1-3	4	3	7	4	18	2	0	0	34
12	Williams, R.J.	g	2-6	1-2	0-1	0	2	2	2	5	7	1	0	0
25	Olson, Robert	g	4-12	3-10	3-3	0	1	1	2	14	3	1	0	0
01	Winbush, Anthony	g	2-5	0-2	1-2	3	7	10	4	5	3	0	0	1
05	Laster, Eric	g	0-0	0-0	0-0	0	0	0	0	0	0	0	0	0
13	Rossman, Franz	g	2-4	0-1	0-0	3	2	5	0	4	0	0	0	0
21	Jones, Jarred	g	1-3	1-2	0-0	1	0	1	1	3	0	1	0	0
23	Hubbard, Tyler	g	1-3	0-2	0-0	0	0	0	0	1	2	0	0	0
30	Brooks, Julius	g	0-1	0-0	1-4	0	0	0	0	1	0	0	1	1
33	Wandrusch, Luke	g	0-0	0-0	0-0	0	0	0	0	0	0	0	0	0
34	Onyuke, Chido	g	0-0	0-0	0-0	0	0	0	0	0	0	0	0	0
	Team					3	1	4						
Totals			28-72	7-24	8-18	20	20	40	17	71	18	6	1	5

FG % 1st Half: 12-33 36.4% 2nd half: 16-39 41.0% Game: 28-72 38.9% Deadball Rebounds 4.2
 3FG % 1st Half: 3-8 37.5% 2nd half: 4-16 25.0% Game: 7-24 29.2%
 FT % 1st Half: 3-5 60.0% 2nd half: 5-13 38.5% Game: 8-18 44.4%

Officials: Jeffrey Anderson, Brian Dorsey, Brian O'Connell
 Technical fouls: Iona College-None, Loyola Maryland-None.
 Attendance: 2028

Score by periods	1st	2nd	Total
Iona College	38	41	79
Loyola Maryland	30	41	71

Game 22 Niagara 93, Iona College 90 OT
(14-8) MAAC Game
(8-3) Niagara University, NY - Gallagher Center
January 31, 2013

Iona College 90 • 14-8, 8-3 MAAC

##	Player	Total	3-Ptr		Rebounds			PF	TP	A	TO	Blk	Stl	Min
			FG-FGA	FG-FGA	FT-FTA	Off	Def							
13	Laury, David	f	7-11	0-0	10-12	6	10	16	4	24	3	4	3	0
02	Jones, Lamont	g	8-17	1-5	6-6	4	4	8	1	23	2	8	0	41
03	Sledge, Tavon	g	2-5	0-0	4-6	0	0	0	4	8	3	1	0	0
22	Armand, Sean	g	3-8	2-7	3-5	0	5	5	1	11	7	3	0	2
23	Bowman, Tre	g	5-8	1-3	0-0	0	6	6	4	11	1	0	1	0
00	Ridley, Taaj	g	1-4	0-1	0-0	1	2	3	2	2	0	0	0	0
10	Gomez, DaShawn	g	0-0	0-0	0-0	0	0	0	0	0	0	1	0	0
33	Dennis, Curtis	g	4-8	3-7	0-0	0	2	2	3	11	0	0	2	0
	Team					1	5	6						
Totals			30-61	7-23	23-29	12	34	46	19	90	16	17	6	3

FG % 1st Half: 17-28 60.7% 2nd half: 12-28 42.9% OT: 1-5 20.0% Game: 30-61 49.2% Deadball Rebounds 1.1
 3FG % 1st Half: 3-9 33.3% 2nd half: 4-12 33.3% OT: 0-2 0.0% Game: 7-23 30.4%
 FT % 1st Half: 4-5 80.0% 2nd half: 12-17 70.6% OT: 7-7 100.0% Game: 23-29 79.3%

Niagara 93 • 14-8, 10-1 MAAC

##	Player	Total	3-Ptr		Rebounds			PF	TP	A	TO	Blk	Stl	Min
			FG-FGA	FG-FGA	FT-FTA	Off	Def							
02	White, Devon	f	1-3	0-0	0-1	5	5	10	2	2	0	0	0	2
05	McCall, Tahjere	g	0-3	0-0	0-0	3	0	3	3	0	2	0	0	0
10	Green, Juan'ya	g	7-22	2-10	10-13	2	3	5	3	26	8	1	0	3
11	Tanksley, Ameen	g	5-12	3-6	2-2	4	7	11	5	15	1	0	0	2
14	Mason, Antoine	g	13-28	1-11	3-4	3	2	5	2	30	1	3	0	0
00	Cline, T.J.	g	4-6	3-4	0-2	1	1	2	5	11	3	0	0	2
01	Lemmons, Malcolm	g	0-1	0-0	0-0	0	1	1	0	0	0	0	0	0
32	Jordan, Marvin	g	3-8	2-7	1-2	1	2	3	3	9	2	0	0	0
	Team					1	1	2						
Totals			33-83	11-38	16-24	20	22	42	23	93	15	6	0	9

FG % 1st Half: 13-31 41.9% 2nd half: 15-41 36.6% OT: 5-11 45.5% Game: 33-83 39.8% Deadball Rebounds 2
 3FG % 1st Half: 7-17 41.2% 2nd half: 3-18 16.7% OT: 1-3 33.3% Game: 11-38 28.9%
 FT % 1st Half: 5-8 62.5% 2nd half: 10-15 66.7% OT: 1-1 100.0% Game: 16-24 66.7%

Officials: Brian Dorsey, Jim Haney, Andrew Maira
 Technical fouls: Iona College-None, Niagara-Tanksley, Ameen.
 Attendance: 1856

Score by periods	1st	2nd	OT	Total
Iona College	41	40	9	90
Niagara	38	43	12	93

Game 23 Canisius 77, Iona College 74
(14-9) MAAC Game
(8-4) Buffalo, NY - Koessler Center
February 2, 2013

Iona College 74 • 14-9, 8-4 MAAC

##	Player	Total	3-Ptr		Rebounds			PF	TP	A	TO	Blk	Stl	Min
			FG-FGA	FG-FGA	FT-FTA	Off	Def							
00	Ridley, Taaj	f	7-15	0-2	4-6	5	2	7	3	18	1	3	1	30
13	Laury, David	f	5-10	0-0	1-4	7	9	16	3	11	5	1	1	36
02	Jones, Lamont	g	5-16	1-5	2-2	1	3	4	3	13	4	3	0	32
22	Armand, Sean	g	3-9	3-7	0-0	1	2	3	4	9	2	1	0	0
23	Bowman, Tre	g	3-6	0-2	1-1	1	4	5	3	7	1	0	2	0
03	Sledge, Tavon	g	0-0	0-0	0-0	0	0	0	0	0	0	0	0	0
10	Gomez, DaShawn	g	2-7	1-5	0-0	1	5	6	1	5	4	1	0	0
32	Moikobu, Nyandigisi	g	0-0	0-0	0-0	0	0	0	0	1	0	0	0	0
33	Dennis, Curtis	g	4-10	2-8	1-1	2	2	4	0	11	0	1	0	15
	Team					2	2	4						
Totals			29-73	7-29	9-14	20	29	49	18	74	18	10	4	4

FG % 1st Half: 15-40 37.5% 2nd half: 14-33 42.4% Game: 29-73 39.7% Deadball Rebounds 2
 3FG % 1st Half: 4-17 23.5% 2nd half: 3-12 25.0% Game: 7-29 24.1%
 FT % 1st Half: 6-9 66.7% 2nd half: 3-5 60.0% Game: 9-14 64.3%

Canisius 77 • 15-8, 8-4 MAAC

##	Player	Total	3-Ptr		Rebounds			PF	TP	A	TO	Blk	Stl	Min
			FG-FGA	FG-FGA	FT-FTA	Off	Def							
13	Manhertz, Chris	f	3-6	0-0	6-8	2	6	8	4	12	0	1	1	0
35	Heath, Jordan	c	2-6	1-2	5-6	1	6	7	4	10	2	1	1	1
03	Washington, Harold	g	4-12	4-8	1-2	2	2	4	2	13	2	2	1	0
12	Baron, Billy	g	7-16	4-7	5-7	1	4	5	1	23	6	2	0	1
22	Sosa, Isaac	g	4-11	3-10	1-2	0	1	1	1	12	2	2	0	0
01	Asprilla, Freddy	g	0-0	0-0	0-0	0	0	0	0	0	0	0	0	0
11	Hymes, Alshwan	g	2-3	2-3	0-0	0	0	0	0	6	1	0	0	0
50	Heath, Josiah	g	0-1	0-0	1-2	1	4	5	3	1	0	1	0	1
	Team					1	4	5						
Totals			22-55	14-30	19-27	8	27	35	15	77	13	9	2	3

FG % 1st Half: 14-32 43.8% 2nd half: 8-23 34.8% Game: 22-55 40.0% Deadball Rebounds 4
 3FG % 1st Half: 7-16 43.8% 2nd half: 7-14 50.0% Game: 14-30 46.7%
 FT % 1st Half: 3-6 50.0% 2nd half: 16-21 76.2% Game: 19-27 70.4%

Officials: Joe DeMayo, Tony Crisp, Ken Turner
 Technical fouls: Iona College-None, Canisius-None.
 Attendance: 1852

Score by periods	1st	2nd	Total
Iona College	40	34	74
Canisius	38	39	77

Game 24 Marist 105, Iona College 104 2OT
(14-10) MAAC Game
(8-5) New Rochelle, NY - Hynes Athletics Center
February 7, 2

Game 25 Iona College 78, Rider 71
 (15-10) MAAC Game
 (9-5) New Rochelle, NY - Hynes Center
 February 9, 2013

Rider 71 • 13-13, 8-6 MAAC

##	Player	Total		3-Ptr		Rebounds			PF	TP	A	TO	Blk	Stl	Min
		FG-FGA	FG-FGA	FT-FTA	Off	Def	Tot								
10	Myles, Anthony	f	7-16	4-10	1-2	0	3	3	3	19	2	1	1	0	37
13	Stewart, Daniel	f	3-6	0-0	2-5	0	5	3	8	3	0	3	2	2	33
21	Nd-Ezuma, Dera	f	2-2	0-0	0-0	1	1	2	2	4	1	0	1	0	12
05	Thompson, Jonathon	g	9-14	4-9	4-5	1	2	3	2	26	5	2	1	0	38
11	Lindsey, Nurideen	g	2-4	1-2	1-3	0	1	1	2	6	1	3	0	0	15
02	Sadler, Zedric	g	1-1	0-0	0-0	1	1	2	2	2	0	3	1	0	25
14	Valentine, Shawn	g	0-2	0-1	0-0	0	2	2	0	0	1	1	2	0	9
15	Alford, Khalil	g	2-3	0-1	2-2	1	0	1	1	6	0	0	1	0	12
25	Fortunat, Junior	g	0-1	0-0	0-0	1	2	3	4	0	0	1	0	0	12
32	Pereira, Tommy	g	0-3	0-3	0-0	0	0	0	0	0	1	0	0	0	7
Team						1	4	5							
Totals			26-52	9-26	10-17	6	21	27	19	71	14	11	10	2	200
FG % 1st Half:		11-24	45.8%	2nd half:	15-28	53.6%	Game:		26-52	50.0%					Deadball
3FG % 1st Half:		3-12	25.0%	2nd half:	6-14	42.9%	Game:		9-26	34.6%					Rebounds
FT % 1st Half:		6-7	85.7%	2nd half:	4-10	40.0%	Game:		10-17	58.8%					3

Iona College 78 • 15-10, 9-5 MAAC

##	Player	Total		3-Ptr		Rebounds			PF	TP	A	TO	Blk	Stl	Min
		FG-FGA	FG-FGA	FT-FTA	Off	Def	Tot								
00	Ridley, Taaj	f	2-6	0-0	2-2	2	3	5	4	6	1	0	1	0	32
13	Laury, David	f	2-6	0-0	0-1	1	5	6	4	4	2	1	0	1	29
02	Jones, Lamont	g	10-19	1-5	11-13	1	5	6	2	32	3	4	0	0	39
22	Armand, Sean	g	8-13	4-6	4-4	1	2	3	1	24	1	2	0	0	36
23	Bowman, Tre	g	2-3	2-3	0-0	1	2	3	1	6	0	1	0	1	20
03	Sledge, Tavon	g	0-1	0-0	4-6	0	3	3	3	4	5	0	0	2	31
32	Moikobu, Nyandigisi	g	1-2	0-0	0-0	1	0	1	3	2	0	1	0	0	13
Team						1	4	5							
Totals			25-50	7-14	21-26	8	24	32	18	78	12	9	1	4	200
FG % 1st Half:		11-26	42.3%	2nd half:	14-24	58.3%	Game:		25-50	50.0%					Deadball
3FG % 1st Half:		2-6	33.3%	2nd half:	5-8	62.5%	Game:		7-14	50.0%					Rebounds
FT % 1st Half:		14-16	87.5%	2nd half:	7-10	70.0%	Game:		21-26	80.8%					1

Officials: Bob Adams, Dan Anderson, Gary Tracy
 Technical fouls: Rider-None, Iona College-None.
 Attendance: 2161

Score by periods	1st	2nd	Total
Rider	31	40	71
Iona College	38	40	78

Game 26 Manhattan 74, Iona College 73 2OT
 (15-11) MAAC Game
 (9-6) Riverdale, NY - Draddy Gymnasium
 February 15, 2013

Iona College 73 • 15-11, 9-6 MAAC

##	Player	Total		3-Ptr		Rebounds			PF	TP	A	TO	Blk	Stl	Min
		FG-FGA	FG-FGA	FT-FTA	Off	Def	Tot								
00	Ridley, Taaj	f	5-12	0-1	2-3	5	11	16	4	12	1	1	0	1	42
13	Laury, David	f	4-9	0-0	8-9	2	3	5	2	16	0	3	2	0	37
02	Jones, Lamont	g	6-20	3-7	2-4	0	1	1	5	17	1	3	0	1	50
03	Sledge, Tavon	g	0-1	0-0	0-0	0	1	1	1	0	1	1	0	1	19
22	Armand, Sean	g	6-15	3-8	1-2	3	3	6	5	16	2	2	1	4	49
10	Gomez, DaShawn	g	2-6	2-5	2-2	0	1	1	3	8	5	2	0	2	35
32	Moikobu, Nyandigisi	g	1-1	0-0	0-0	0	1	1	0	2	1	0	0	0	8
33	Dennis, Curtis	g	1-1	0-0	0-0	0	0	0	0	2	0	0	0	0	10
Team						1	2	3							
Totals			25-65	8-21	15-20	11	23	34	20	73	11	12	3	9	250
FG % 1st Half:		13-33	39.4%	2nd half:	8-20	40.0%	OT:		4-12	33.3%	Game:		25-65	38.5%	Deadball
3FG % 1st Half:		5-11	45.5%	2nd half:	2-6	33.3%	OT:		1-4	25.0%	Game:		8-21	38.1%	Rebounds
FT % 1st Half:		2-3	66.7%	2nd half:	7-9	77.8%	OT:		6-8	75.0%	Game:		15-20	75.0%	4

Manhattan 74 • 10-15, 8-7 MAAC

##	Player	Total		3-Ptr		Rebounds			PF	TP	A	TO	Blk	Stl	Min
		FG-FGA	FG-FGA	FT-FTA	Off	Def	Tot								
22	Colonette, Roberto	f	0-2	0-0	0-0	4	2	6	1	0	1	1	1	0	17
05	Brown, Rhamel	c	9-18	0-0	3-6	10	7	17	4	21	0	2	7	0	42
31	Alvarado, Michael	g	2-9	1-3	2-4	0	2	2	2	7	2	3	0	0	41
32	Koita, Mohamed	g	0-2	0-1	0-0	1	1	2	2	0	0	0	0	1	8
33	Kates, Donovan	g	3-9	2-7	2-2	1	3	4	2	10	0	3	0	0	28
00	Richards, Shane	g	5-8	5-8	0-0	0	4	4	1	15	1	2	0	1	36
01	Jones, CJ	g	0-1	0-0	0-0	0	0	0	0	0	0	1	0	0	5
12	Stores, RaShawn	g	2-4	0-2	2-4	0	0	0	2	6	1	2	0	0	32
13	Andujar, Emmy	g	7-15	0-1	1-5	2	3	5	4	15	5	3	0	1	41
Team						4	6	10							
Totals			28-68	8-22	10-21	22	28	50	18	74	10	17	8	3	250
FG % 1st Half:		13-27	48.1%	2nd half:	10-29	34.5%	OT:		5-12	41.7%	Game:		28-68	41.2%	Deadball
3FG % 1st Half:		4-9	44.4%	2nd half:	2-8	25.0%	OT:		2-5	40.0%	Game:		8-22	36.4%	Rebounds
FT % 1st Half:		1-4	25.0%	2nd half:	5-9	55.6%	OT:		4-8	50.0%	Game:		10-21	47.6%	6.2

Officials: Gene Steratore, Gary Prager, Bill McCarthy
 Technical fouls: Iona College-None, Manhattan-None.
 Attendance: 2520

Score by periods	1st	2nd	OT	OT2	Total
Iona College	33	25	7	8	73
Manhattan	31	27	7	9	74

Game 27 Fairfield 66, Iona College 64
 (15-12) MAAC Game
 (9-7) Bridgeport, CT - Webster Bank Arena
 February 18, 2013

Iona College 64 • 15-12, 9-7 MAAC

##	Player	Total		3-Ptr		Rebounds			PF	TP	A	TO	Blk	Stl	Min
		FG-FGA	FG-FGA	FT-FTA	Off	Def	Tot								
00	Ridley, Taaj	f	0-2	0-0	0-0	1	2	3	3	0	1	3	0	0	8
02	Jones, Lamont	g	9-17	1-3	10-11	0	2	2	0	29	1	1	0	1	37
10	Gomez, DaShawn	g	0-4	0-2	0-0	2	2	4	0	0	3	0	0	0	28
22	Armand, Sean	g	5-10	2-5	2-2	2	2	4	3	14	1	1	0	3	40
23	Bowman, Tre	g	2-7	0-3	0-0	0	3	3	2	4	0	0	0	3	36
01	Anderson, DeSean	g	0-0	0-0	0-0	0	0	0	1	0	0	0	0	0	2
03	Sledge, Tavon	g	2-5	1-1	0-0	0	2	2	1	5	2	1	0	0	17
13	Laury, David	g	5-11	0-0	2-2	2	4	6	2	12	0	2	3	3	32
Team						1	2	3							
Totals			23-56	4-14	14-15	8	19	27	12	64	8	8	3	10	200
FG % 1st Half:		13-33	39.4%	2nd half:	10-23	43.5%	Game:		23-56	41.1%					Deadball
3FG % 1st Half:		2-10	20.0%	2nd half:	2-4	50.0%	Game:		4-14	28.6%					0
FT % 1st Half:		6-6	100.0%	2nd half:	8-9	88.9%	Game:		14-15	93.3%					

Fairfield 66 • 17-11, 9-7 MAAC

##	Player	Total		3-Ptr		Rebounds			PF	TP	A	TO	Blk	Stl	Min
		FG-FGA	FG-FGA	FT-FTA	Off	Def	Tot								
20	Gilbert, Marcus	f	2-6	2-5	0-0	0	0	0	3	6	0	1	1	0	10
21	Sidibe, Amadou	f	3-3	0-0	3-3	7	2	9	1	9	1	4	0	0	26
30	Mikulic, Josip	f	0-3	0-3	0-0	0	0	0	0	0	0	0	0	0	6
03	Needham, Derek	g	5-12	4-9	3-4	2	4	6	3	17	3	2	1	0	36
25	Nickerson, Colin	g	2-6	0-1	0-0	0	8	8	0	4	5	3	0	0	33
10	Jenkins, Justin	g	4-8	2-4	2-2	0	1	1	4	12	5	0	0	1	27
15	Barrow, Maurice	g	3-9	0-0	4-4	1	7	8	1	10	1	4	0	0	37
22	Johnson, Coleman	g	2-4	0-0	0-0	0	2	2	0	4	1	1			

2012-13 Iona College Game-By Game Team Statistics

Opponent	Date	Score		Total		3-Pointers		Free throws		Rebounds				pf	a	t/o	blk	stl	pts	avg
				fg-fga	pct	3fg-fga	pct	ft-fa	pct	off	def	tot	avg							
DENVER	11/09/12	65-58	W	24-45	.533	6-12	.500	11-12	.917	7	20	27	27.0	14	15	18	4	6	65	65.0
vs Quinnipiac	11/16/12	92-98	Lot	30-77	.390	8-24	.333	24-31	.774	19	15	34	30.5	22	9	9	2	7	92	78.5
vs Wake Forest	11/17/12	94-68	W	35-67	.522	14-28	.500	10-13	.769	10	25	35	32.0	24	23	13	3	5	94	83.7
vs Illinois-Chicago	11/19/12	81-86	L	32-69	.464	7-25	.280	10-11	.909	13	24	37	33.2	24	10	13	2	6	81	83.0
NIAGARA	11/28/12	83-72	W	28-62	.452	12-26	.462	15-21	.714	14	24	38	34.2	16	18	14	4	7	83	83.0
at Saint Peter's	12/05/12	62-64	L	22-56	.393	4-14	.286	14-21	.667	13	23	36	34.5	14	10	17	2	7	62	79.5
vs Rutgers	12/08/12	73-81	L	24-63	.381	7-25	.280	18-18	1.000	9	20	29	33.7	19	13	18	1	10	73	78.6
at Georgia	12/15/12	81-78	Wot	29-63	.460	12-36	.333	11-16	.688	6	20	26	32.8	26	18	12	2	9	81	78.9
LIBERTY	12/18/12	87-69	W	29-65	.446	18-41	.439	11-15	.733	15	27	42	33.8	20	21	9	3	5	87	79.8
at La Salle	12/20/12	74-88	L	31-71	.437	5-23	.217	7-8	.875	8	31	39	34.3	18	11	16	2	10	74	79.2
NORFOLK STATE	12/23/12	100-72	W	34-67	.507	10-29	.345	22-27	.815	14	33	47	35.5	9	24	13	6	7	100	81.1
at Saint Joseph's	12/28/12	91-96	L	35-74	.473	10-29	.345	11-16	.688	19	22	41	35.9	22	20	11	1	2	91	81.9
at St. Bonaventure	12/31/12	93-74	W	31-59	.525	13-27	.481	18-19	.947	7	30	37	36.0	17	21	15	3	7	93	82.8
at Siena	01/04/13	66-62	W	22-58	.379	7-21	.333	15-18	.833	12	21	33	35.8	15	12	8	4	3	66	81.6
MANHATTAN	01/06/13	78-70	W	24-51	.471	10-16	.625	20-26	.769	8	18	26	35.1	15	18	13	4	8	78	81.3
at Marist	01/10/13	86-82	W	35-73	.479	9-22	.409	7-10	.700	15	22	37	35.2	15	15	9	2	12	86	81.6
CANISIUS	01/13/13	97-87	W	35-65	.538	16-33	.485	11-18	.611	13	20	33	35.1	15	23	11	4	7	97	82.5
FAIRFIELD	01/18/13	84-73	W	27-64	.422	9-20	.450	21-31	.677	15	23	38	35.3	14	9	8	6	7	84	82.6
at Rider	01/20/13	62-67	L	19-56	.339	5-24	.208	19-26	.731	11	21	32	35.1	16	7	11	3	8	62	81.5
SAINT PETER'S	01/25/13	90-71	W	32-55	.582	12-19	.632	14-22	.636	4	27	31	34.9	14	21	6	3	4	90	81.9
at Loyola Maryland	01/27/13	79-71	W	26-54	.481	7-21	.333	20-25	.800	10	29	39	35.1	17	11	11	4	3	79	81.8
at Niagara	01/31/13	90-93	Lot	30-61	.492	7-23	.304	23-29	.793	12	34	46	35.6	19	16	17	6	3	90	82.2
at Canisius	02/02/13	74-77	L	29-73	.397	7-29	.241	9-14	.643	20	29	49	36.2	18	18	10	4	4	74	81.8
MARIST	02/07/13	104-105	Lot	36-82	.439	11-26	.423	21-27	.778	15	38	53	36.9	20	22	13	2	7	104	82.8
RIDER	02/09/13	78-71	W	25-50	.500	7-14	.500	21-26	.808	8	24	32	36.7	18	12	9	1	4	78	82.6
at Manhattan	02/15/13	73-74	Lot	25-65	.385	8-21	.381	15-20	.750	11	23	34	36.6	20	11	12	3	9	73	82.2
at Fairfield	02/18/13	64-66	L	23-56	.411	4-14	.286	14-15	.933	8	19	27	36.2	12	8	8	3	10	64	81.5
Iona College		2201		772-1701	.454	245-642	.382	412-535	.770	316	662	978	36.2	473	416	324	84	177	2201	81.5
Opponents		2073		747-1663	.449	218-577	.378	361-545	.662	344	657	1001	37.1	463	405	384	122	144	2073	76.8

Games played: 27
Points/game: 81.5
FG Pct: 45.4
3FG Pct: 38.2
FT Pct: 77.0

Rebounds/game: 36.2
Assists/game: 15.4
Turnovers/game: 12.0
Assist/turnover ratio: 1.3
Steals/game: 6.6
Blocks/game: 3.1

2012-13 Opponent Game-By Game Team Statistics

Opponent	Date	Score		Total		3-Pointers		Free throws		Rebounds				pf	a	t/o	blk	stl	pts	avg
				fg-fga	pct	3fg-fga	pct	ft-fa	pct	off	def	tot	avg							
DENVER	11/09/12	65-58	W	21-45	.467	6-22	.273	10-13	.769	7	15	22	22.0	13	14	17	4	7	58	58.0
vs Quinnipiac	11/16/12	92-98	Lot	33-58	.569	6-12	.500	26-31	.839	9	29	38	30.0	23	17	24	2	5	98	78.0
vs Wake Forest	11/17/12	94-68	W	22-58	.379	5-13	.385	19-28	.679	15	19	34	31.3	17	10	19	2	4	68	74.7
vs Illinois-Chicago	11/19/12	81-86	L	26-55	.473	12-23	.522	22-29	.759	6	24	30	31.0	14	17	13	1	4	86	77.5
NIAGARA	11/28/12	83-72	W	28-65	.431	6-23	.261	10-18	.556	16	24	40	32.8	21	18	15	4	7	72	76.4
at Saint Peter's	12/05/12	62-64	L	24-60	.400	5-16	.313	11-15	.733	13	23	36	33.3	19	13	17	10	11	64	74.3
vs Rutgers	12/08/12	73-81	L	30-62	.484	6-16	.375	15-21	.714	17	30	47	35.3	18	17	25	5	8	81	75.3
at Georgia	12/15/12	81-78	Wot	27-61	.443	4-12	.333	20-37	.541	18	30	48	36.9	14	14	16	4	8	78	75.6
LIBERTY	12/18/12	87-69	W	23-57	.404	7-20	.350	16-28	.571	15	23	38	37.0	13	13	12	3	5	69	74.9
at La Salle	12/20/12	74-88	L	36-71	.507	6-17	.353	10-18	.556	11	32	43	37.6	10	16	13	3	8	88	76.2
NORFOLK STATE	12/23/12	100-72	W	26-61	.426	12-29	.414	8-12	.667	4	22	26	36.5	22	13	13	4	9	72	75.8
at Saint Joseph's	12/28/12	91-96	L	33-58	.569	11-22	.500	19-27	.704	9	21	30	36.0	13	14	12	5	6	96	77.5
at St. Bonaventure	12/31/12	93-74	W	27-70	.386	7-21	.333	13-16	.813	17	21	38	36.2	17	15	12	4	4	74	77.2
at Siena	01/04/13	66-62	W	24-58	.414	5-17	.294	9-13	.692	12	25	37	36.2	17	11	11	3	5	62	76.1
MANHATTAN	01/06/13	78-70	W	27-56	.482	5-18	.278	11-15	.733	13	20	33	36.0	19	13	19	7	4	70	75.7
at Marist	01/10/13	86-82	W	30-57	.526	13-21	.619	9-14	.643	8	25	33	35.8	11	18	16	6	4	82	76.1
CANISIUS	01/13/13	97-87	W	32-64	.500	12-28	.429	11-13	.846	13	20	33	35.6	16	20	14	2	4	87	76.8
FAIRFIELD	01/18/13	84-73	W	29-65	.446	6-17	.353	9-13	.692	15	26	41	35.9	23	7	13	8	4	73	76.6
at Rider	01/20/13	62-67	L	25-59	.424	9-21	.429	8-15	.533	17	29	46	36.5	18	14	18	7	3	67	76.1
SAINT PETER'S	01/25/13	90-71	W	27-55	.491	7-21	.333	10-20	.500	6	21	27	36.0	16	18	9	3	3	71	75.8
at Loyola Maryland	01/27/13	79-71	W	28-72	.389	7-24	.292	8-18	.444	20	20	40	36.2	17	18	6	1	5	71	75.6
at Niagara	01/31/13	90-93	Lot	33-83	.398	11-38	.289	16-24	.667	20	22	42	36.5	23	15	6	0	9	93	76.4
at Canisius	02/02/13	74-77	L	22-55	.400	14-30	.467	19-27	.704	8	27	35	36.4	15	13	9	2	3	77	76.4
MARIST	02/07/13	104-105	Lot	37-84	.440	11-26	.423	20-29	.690	14	34	48	36.9	24	26	12	10	7	105	77.6
RIDER	02/09/13	78-71	W	26-52	.500	9-26	.346	10-17	.588	6	21	27	36.5	19	14	11	10	2	71	77.3
at Manhattan	02/15/13	73-74	Lot	28-68	.412	8-22	.364	10-21	.476	22	28	50	37.0	18	10	17	8	3	74	77.2
at Fairfield	02/18/13	64-66	L	23-54	.426	8-22	.364	12-13	.923	13	26	39	37.1	13	17	15	4	2	66	76.8
Opponents		2073		747-1663	.449	218-577	.378	361-545	.662	344	657	1001	37.1	463	405	384	122	144	2073	76.8
Iona College		2201		772-1701	.454	245-642	.382	412-535	.770	316	662	978	36.2	473	416	324	84	177	2201	81.5

Games played: 27
Points/game: 76.8
FG Pct: 44.9
3FG Pct: 37.8
FT Pct: 66.2

Rebounds/game: 37.1
Assists/game: 15.0
Turnovers/game: 14.2
Assist/turnover ratio: 1.1
Steals/game: 5.3
Blocks/game: 4.5

2012-13 Iona College Points-Rebounds-Assists

Opponent	Date	Score		00	01	02	03	05	10	12
				RIDLEY, TAA	ANDERSON, D	JONES, LAMO	SLEDGE, TAV	ENGLISH, AJ	GOMEZ, DASH	JACKSON, SH
DENVER	11/09/12	65-58	w	7-5-0	DNP	20-1-7	6-7-5	DNP	0-0-0	0-1-0
vs Quinnipiac	11/16/12	92-98	L	7-9-1	DNP	40-2-0	4-7-5	0-0-0	3-0-0	4-3-0
vs Wake Forest	11/17/12	94-68	w	6-5-1	2-2-0	21-4-6	9-7-5	0-0-0	3-0-2	4-6-0
vs Illinois-Chicago	11/19/12	81-86	L	9-10-1	DNP	22-3-3	8-3-0	DNP	1-1-1	0-2-0
NIAGARA	11/28/12	83-72	w	9-3-0	DNP	12-1-5	12-6-5	0-2-1	DNP	3-3-0
at Saint Peter's	12/05/12	62-64	L	8-8-1	DNP	11-1-2	13-2-3	3-1-1	DNP	2-3-0
vs Rutgers	12/08/12	73-81	L	4-2-1	DNP	26-1-3	0-3-2	8-2-1	0-0-2	0-4-0
at Georgia	12/15/12	81-78	w	4-1-2	DNP	25-4-6	10-2-5	17-1-0	0-1-1	4-2-0
LIBERTY	12/18/12	87-69	w	0-2-1	0-1-0	24-7-5	6-1-3	17-7-3	0-0-3	1-4-0
at La Salle	12/20/12	74-88	L	2-3-0	DNP	19-4-3	2-3-0	7-2-3	0-0-0	2-1-0
NORFOLK STATE	12/23/12	100-72	w	10-9-1	0-0-0	24-2-5	12-8-2	8-3-2	3-1-5	DNP
at Saint Joseph's	12/28/12	91-96	L	9-5-2	DNP	25-1-5	6-5-5	11-6-1	0-0-0	2-2-0
at St. Bonaventure	12/31/12	93-74	w	13-8-4	DNP	23-4-5	6-5-3	11-3-2	0-0-0	0-0-0
at Siena	01/04/13	66-62	w	6-4-0	DNP	19-4-5	0-2-0	11-3-2	0-0-0	DNP
MANHATTAN	01/06/13	78-70	w	14-7-0	DNP	30-2-2	6-0-8	6-2-1	1-1-4	DNP
at Marist	01/10/13	86-82	w	5-5-0	DNP	26-5-6	8-3-5	3-3-0	3-0-1	DNP
CANISIUS	01/13/13	97-87	w	8-5-4	DNP	7-2-5	0-1-3	10-0-1	3-1-5	DNP
FAIRFIELD	01/18/13	84-73	w	DNP	DNP	27-3-1	6-2-0	4-6-3	9-1-3	DNP
at Rider	01/20/13	62-67	L	DNP	DNP	20-3-1	14-2-1	3-1-1	0-0-0	DNP
SAINT PETER'S	01/25/13	90-71	w	2-0-1	0-0-0	24-3-4	13-1-10	DNP	3-0-3	DNP
at Loyola Maryland	01/27/13	79-71	w	3-2-0	DNP	23-1-1	9-5-3	DNP	3-2-1	DNP
at Niagara	01/31/13	90-93	L	2-3-0	DNP	23-8-2	8-0-3	DNP	0-0-0	DNP
at Canisius	02/02/13	74-77	L	18-7-1	DNP	13-4-4	0-0-1	DNP	5-6-4	DNP
MARIST	02/07/13	104-105	L	12-11-1	DNP	37-5-6	4-2-3	DNP	3-0-0	DNP
RIDER	02/09/13	78-71	w	6-5-1	DNP	32-6-3	4-3-5	DNP	DNP	DNP
at Manhattan	02/15/13	73-74	L	12-16-1	DNP	17-1-1	0-1-1	DNP	8-1-5	DNP
at Fairfield	02/18/13	64-66	L	0-3-1	0-0-0	29-2-1	5-2-2	DNP	0-4-3	DNP

Opponent	Date	Score		13	22	23	32	33
				LAURY, DAVI	ARMAND, SEA	BOWMAN, TRE	MOIKOBU, NY	DENNIS, CUR
DENVER	11/09/12	65-58	w	DNP	19-4-2	11-4-0	DNP	2-1-1
vs Quinnipiac	11/16/12	92-98	L	DNP	18-3-2	15-3-1	DNP	1-4-0
vs Wake Forest	11/17/12	94-68	w	DNP	28-5-6	15-2-3	DNP	6-1-0
vs Illinois-Chicago	11/19/12	81-86	L	DNP	20-6-2	16-9-2	DNP	5-2-1
NIAGARA	11/28/12	83-72	w	DNP	18-11-5	12-6-2	DNP	17-4-0
at Saint Peter's	12/05/12	62-64	L	DNP	19-8-1	4-8-2	DNP	2-3-0
vs Rutgers	12/08/12	73-81	L	DNP	17-7-2	0-1-1	6-2-0	12-1-1
at Georgia	12/15/12	81-78	w	DNP	18-7-4	0-0-0	0-0-0	3-1-0
LIBERTY	12/18/12	87-69	w	DNP	23-9-4	13-2-2	3-2-0	0-3-0
at La Salle	12/20/12	74-88	L	21-14-1	15-7-3	4-4-0	DNP	2-0-1
NORFOLK STATE	12/23/12	100-72	w	20-7-0	12-7-3	5-3-5	3-1-1	3-0-0
at Saint Joseph's	12/28/12	91-96	L	21-14-1	17-2-6	0-2-0	DNP	DNP
at St. Bonaventure	12/31/12	93-74	w	13-8-1	27-5-5	DNP	0-1-1	0-0-0
at Siena	01/04/13	66-62	w	12-9-2	14-4-3	4-1-0	0-3-0	0-0-0
MANHATTAN	01/06/13	78-70	w	6-3-1	6-1-2	9-4-0	DNP	DNP
at Marist	01/10/13	86-82	w	14-6-0	19-7-3	5-1-0	DNP	3-2-0
CANISIUS	01/13/13	97-87	w	13-9-0	32-5-3	24-6-2	0-1-0	0-0-0
FAIRFIELD	01/18/13	84-73	w	9-14-2	23-5-0	4-4-0	2-1-0	DNP
at Rider	01/20/13	62-67	L	10-17-1	15-2-3	0-3-0	0-0-0	0-0-0
SAINT PETER'S	01/25/13	90-71	w	14-10-0	13-3-2	13-2-0	5-2-0	3-4-1
at Loyola Maryland	01/27/13	79-71	w	10-14-1	14-4-4	11-5-0	DNP	6-2-1
at Niagara	01/31/13	90-93	L	24-16-3	11-5-7	11-6-1	DNP	11-2-0
at Canisius	02/02/13	74-77	L	11-16-5	9-3-2	7-5-1	0-0-0	11-4-0
MARIST	02/07/13	104-105	L	8-13-4	19-12-6	18-5-2	DNP	3-1-0
RIDER	02/09/13	78-71	w	4-6-2	24-3-1	6-3-0	2-1-0	DNP
at Manhattan	02/15/13	73-74	L	16-5-0	16-6-2	DNP	2-1-1	2-0-0
at Fairfield	02/18/13	64-66	L	12-6-0	14-4-1	4-3-0	DNP	DNP

2012-13 Iona College Season/Career Stats

SEASON STATISTICS

CAREER STATISTICS

SUMMARY	gp-gs	min/g	fg%	3fg%	ft%	r/g	a/g	stl	blk	pts/g	gp-gs	min/g	fg%	3fg%	ft%	r/g	a/g	stl	blk	pts/g
Jones, Lamont	27-25	36.9	.446	.329	.874	3.1	3.6	29	2	22.9	60-58	35.5	.453	.341	.845	3.2	3.2	69	4	19.0
Armand, Sean	27-27	36.3	.455	.429	.750	5.4	3.1	36	14	17.8	97-47	20.7	.450	.437	.734	2.7	1.4	68	18	10.6
Laury, David	18-16	30.7	.511	.000	.651	10.4	1.3	20	31	13.2	18-16	30.7	.511	.000	.651	10.4	1.3	20	31	13.2
Bowman, Tre	25-16	24.0	.448	.394	.900	3.7	1.0	14	5	8.4	25-16	24.0	.448	.394	.900	3.7	1.0	14	5	8.4
Ridley, Taaj	25-14	23.0	.476	.286	.750	5.5	1.0	11	8	7.0	58-43	20.4	.495	.238	.688	4.6	0.7	32	14	6.8
English, A.J.	17-6	21.8	.408	.408	.625	2.5	1.3	14	6	7.0	17-6	21.8	.408	.408	.625	2.5	1.3	14	6	7.0
Sledge, Tavon	27-19	25.7	.518	.231	.558	3.1	3.3	30	5	6.3	27-19	25.7	.518	.231	.558	3.1	3.3	30	5	6.3
Dennis, Curtis	22-2	13.5	.378	.323	.600	1.6	0.3	8	6	4.2	22-2	13.5	.378	.323	.600	1.6	0.3	8	6	4.2
Gomez, DaShawn	24-2	10.2	.319	.361	.714	0.8	1.8	9	0	2.0	24-2	10.2	.319	.361	.714	0.8	1.8	9	0	2.0
Jackson, Shawn	12-8	13.6	.357	.000	.400	2.6	0.0	6	7	1.8	12-8	13.6	.357	.000	.400	2.6	0.0	6	7	1.8
Moikobu, Nyandigisi	13-0	6.8	.625	1.000	.000	1.2	0.2	0	0	1.8	30-0	5.7	.533	.750	.214	1.1	0.3	0	1	1.3
Anderson, DeSean	5-0	3.4	.000	.000	1.000	0.6	0.0	0	0	0.4	5-0	3.4	.000	.000	1.000	0.6	0.0	0	0	0.4

SCORING	fg-fga	fg%	3fg-fga	3fg%	ft-fta	ft%	pts	pts/g	fg-fga	fg%	3fg-fga	3fg%	ft-fta	ft%	pts	pts/g
Jones, Lamont	199-446	.446	47-143	.329	174-199	.874	619	22.9	396-875	.453	100-293	.341	245-290	.845	1137	19.0
Armand, Sean	163-358	.455	97-226	.429	57-76	.750	480	17.8	350-777	.450	237-542	.437	94-128	.734	1031	10.6
Laury, David	92-180	.511	0-0	.000	54-83	.651	238	13.2	92-180	.511	0-0	.000	54-83	.651	238	13.2
Bowman, Tre	69-154	.448	28-71	.394	45-50	.900	211	8.4	69-154	.448	28-71	.394	45-50	.900	211	8.4
Ridley, Taaj	68-143	.476	4-14	.286	36-48	.750	176	7.0	158-319	.495	5-21	.238	75-109	.688	396	6.8
English, A.J.	40-98	.408	29-71	.408	10-16	.625	119	7.0	40-98	.408	29-71	.408	10-16	.625	119	7.0
Sledge, Tavon	72-139	.518	3-13	.231	24-43	.558	171	6.3	72-139	.518	3-13	.231	24-43	.558	171	6.3
Dennis, Curtis	34-90	.378	21-65	.323	3-5	.600	92	4.2	34-90	.378	21-65	.323	3-5	.600	92	4.2
Gomez, DaShawn	15-47	.319	13-36	.361	5-7	.714	48	2.0	15-47	.319	13-36	.361	5-7	.714	48	2.0
Jackson, Shawn	10-28	.357	0-0	.000	2-5	.400	22	1.8	10-28	.357	0-0	.000	2-5	.400	22	1.8
Moikobu, Nyandigisi	10-16	.625	3-3	1.000	0-1	.000	23	1.8	16-30	.533	3-4	.750	3-14	.214	38	1.3
Anderson, DeSean	0-2	.000	0-0	.000	2-2	1.000	2	0.4	0-2	.000	0-0	.000	2-2	1.000	2	0.4

TOTALS	o-reb	d-reb	t-reb	pf	fo	ast	to	a/to	o-reb	d-reb	t-reb	pf	fo	ast	to	a/to
Jones, Lamont	19	65	84	63	1	97	92	1.1	44	148	192	127	1	192	163	1.2
Armand, Sean	38	107	145	81	5	84	53	1.6	73	188	261	169	6	140	96	1.5
Laury, David	59	128	187	55	0	24	33	0.7	59	128	187	55	0	24	33	0.7
Bowman, Tre	23	69	92	36	0	24	24	1.0	23	69	92	36	0	24	24	1.0
Ridley, Taaj	55	83	138	74	4	25	30	0.8	93	176	269	139	6	41	69	0.6
English, A.J.	11	31	42	30	0	22	9	2.4	11	31	42	30	0	22	9	2.4
Sledge, Tavon	22	61	83	40	0	88	48	1.8	22	61	83	40	0	88	48	1.8
Dennis, Curtis	14	21	35	28	0	6	9	0.7	14	21	35	28	0	6	9	0.7
Gomez, DaShawn	6	13	19	18	0	43	11	3.9	6	13	19	18	0	43	11	3.9
Jackson, Shawn	15	16	31	32	1	0	6	0.0	15	16	31	32	1	0	6	0.0
Moikobu, Nyandigisi	8	7	15	8	0	3	4	0.8	18	15	33	22	0	8	11	0.7
Anderson, DeSean	1	2	3	8	1	0	2	0.0	1	2	3	8	1	0	2	0.0

2012-13 Iona College Combined MAAC Statistics

RECORD:	OVERALL	HOME	AWAY	NEUTRAL
ALL GAMES	9-7	6-1	3-6	0-0
CONFERENCE	9-7	6-1	3-6	0-0
NON-CONFERENCE	0-0	0-0	0-0	0-0

#	Player	gp-gs	min	avg	Total		3-Point		F-Throw		Rebounds				pf	dq	a	to	blk	stl	pts	avg
					fg-fga	fg%	3fg-fga	3fg%	ft-fga	ft%	off	def	tot	avg								
02	Jones, Lamont	16-15	600	37.5	107-255	.420	25-80	.313	111-130	.854	14	37	51	3.2	36	1	49	49	0	16	350	21.9
22	Armand, Sean	16-16	601	37.6	88-199	.442	53-124	.427	37-54	.685	21	62	83	5.2	45	2	45	24	8	20	266	16.6
13	Laury, David	14-13	442	31.6	64-132	.485	0-0	.000	35-59	.593	43	101	144	10.3	45	0	21	26	25	15	163	11.6
23	Bowman, Tre	15-11	388	25.9	46-95	.484	18-41	.439	22-24	.917	17	45	62	4.1	23	0	10	15	3	10	132	8.8
00	Ridley, Taaj	14-9	331	23.6	39-90	.433	3-9	.333	24-32	.750	32	47	79	5.6	37	0	11	15	6	6	105	7.5
03	Sledge, Tavon	16-11	389	24.3	40-75	.533	1-4	.250	21-35	.600	10	22	32	2.0	23	0	53	26	1	17	102	6.4
05	English, A.J.	8-1	179	22.4	14-39	.359	9-23	.391	3-6	.500	5	13	18	2.3	13	0	10	3	6	8	40	5.0
33	Dennis, Curtis	12-1	146	12.2	21-48	.438	15-37	.405	1-2	.500	5	17	22	1.8	11	0	2	5	4	5	58	4.8
10	Gomez, DaShawn	13-1	172	13.2	12-33	.364	10-24	.417	4-5	.800	5	11	16	1.2	12	0	29	10	0	5	38	2.9
12	Jackson, Shawn	2-2	20	10.0	2-6	.333	0-0	.000	1-2	.500	5	1	6	3.0	6	0	0	2	2	1	5	2.5
32	Moikobu, Nyandigisi	8-0	53	6.6	5-9	.556	1-1	1.000	0-0	.000	4	5	9	1.1	6	0	1	1	0	0	11	1.4
01	Anderson, DeSean	2-0	4	2.0	0-0	.000	0-0	.000	0-0	.000	0	0	0	0.0	1	0	0	0	0	0	0	0.0
Team											28	34	62				1					
Total.....		16	3325		438-981	.446	135-343	.394	259-349	.742	189	395	584	36.5	258	3	231	177	55	103	1270	79.4
Opponents.....		16	3325		443-1007	.440	136-370	.368	183-285	.642	216	391	607	37.9	289	5	245	208	85	76	1205	75.3

TEAM STATISTICS

	ION	OPP
SCORING	1270	1205
Points per game	79.4	75.3
Scoring margin	+4.1	-
FIELD GOALS-ATT	438-981	443-1007
Field goal pct	.446	.440
3 POINT FG-ATT	135-343	136-370
3-point FG pct	.394	.368
3-pt FG made per game	8.4	8.5
FREE THROWS-ATT	259-349	183-285
Free throw pct	.742	.642
F-Throws made per game	16.2	11.4
REBOUNDS	584	607
Rebounds per game	36.5	37.9
Rebounding margin	-1.4	-
ASSISTS	231	245
Assists per game	14.4	15.3
TURNOVERS	177	208
Turnovers per game	11.1	13.0
Turnover margin	+1.9	-
Assist/turnover ratio	1.3	1.2
STEALS	103	76
Steals per game	6.4	4.8
BLOCKS	55	85
Blocks per game	3.4	5.3
ATTENDANCE	14794	20976
Home games-Avg/Game	7-2113	9-2331
Neutral site-Avg/Game	-	0-0

Date	Opponent	Score	Att.
* 11/28/12	NIAGARA	W 83-72	1918
* 12/05/12	at Saint Peter's	L 62-64	1419
* 01/04/13	at Siena	W 66-62	5696
* 01/06/13	MANHATTAN	W 78-70	2186
* 01/10/13	at Marist	W 86-82	1103
* 01/13/13	CANISIUS	W 97-87	2094
* 01/18/13	FAIRFIELD	W 84-73	2435
* 01/20/13	at Rider	L 62-67	1420
* 01/25/13	SAINT PETER'S	W 90-71	1925
* 01/27/13	at Loyola Maryland	W 79-71	2028
* 01/31/13	at Niagara	Lot 90-93	1856
* 02/02/13	at Canisius	L 74-77	1852
* 02/07/13	MARIST	Lo2 104-105	2075
* 02/09/13	RIDER	W 78-71	2161
* 02/15/13	at Manhattan	Lo2 73-74	2520
* 02/18/13	at Fairfield	L 64-66	3082
* 03/01/13	LOYOLA MARYLAND	7:00 pm	
* 03/03/13	SIENA	2:00 pm	

! = USVI Paradise Jam - St. Thomas, USVI
 @ = MSG Holiday Festival - New York, NY
 # = ESPN Ramada Bracketbusters - Terre Haute, IN
 * = MAAC game

Score by Periods	1st	2nd	OT	OT2	Totals
Iona College	600	626	26	18	1270
Opponents	544	612	29	20	1205

2012-13 Iona College Combined Statistics

RECORD:	OVERALL	HOME	AWAY	NEUTRAL
ALL GAMES	15-12	9-1	5-8	1-3
CONFERENCE	9-7	6-1	3-6	0-0
NON-CONFERENCE	6-5	3-0	2-2	1-3

#	Player	gp-gs	min	avg	Total		3-Point		F-Throw		Rebounds				pf	dq	a	to	blk	stl	pts	avg			
					fg-fga	fg%	3fg-fga	3fg%	ft-fga	ft%	off	def	tot	avg											
02	Jones, Lamont	27-25	996	36.9	199-446	.446	47-143	.329	174-199	.874	19	65	84	3.1	63	1	97	92	2	29	619	22.9			
22	Armand, Sean	27-27	979	36.3	163-358	.455	97-226	.429	57-76	.750	38	107	145	5.4	81	5	84	53	14	36	480	17.8			
13	Laury, David	18-16	553	30.7	92-180	.511	0-0	.000	54-83	.651	59	128	187	10.4	55	0	24	33	31	20	238	13.2			
23	Bowman, Tre	25-16	600	24.0	69-154	.448	28-71	.394	45-50	.900	23	69	92	3.7	36	0	24	24	5	14	211	8.4			
00	Ridley, Taaj	25-14	574	23.0	68-143	.476	4-14	.286	36-48	.750	55	83	138	5.5	74	4	25	30	8	11	176	7.0			
05	English, A.J.	17-6	371	21.8	40-98	.408	29-71	.408	10-16	.625	11	31	42	2.5	30	0	22	9	6	14	119	7.0			
03	Sledge, Tavon	27-19	693	25.7	72-139	.518	3-13	.231	24-43	.558	22	61	83	3.1	40	0	88	48	5	30	171	6.3			
33	Dennis, Curtis	22-2	296	13.5	34-90	.378	21-65	.323	3-5	.600	14	21	35	1.6	28	0	6	9	6	8	92	4.2			
10	Gomez, DaShawn	24-2	245	10.2	15-47	.319	13-36	.361	5-7	.714	6	13	19	0.8	18	0	43	11	0	9	48	2.0			
12	Jackson, Shawn	12-8	163	13.6	10-28	.357	0-0	.000	2-5	.400	15	16	31	2.6	32	1	0	6	7	6	22	1.8			
32	Moikobu, Nyandigisi	13-0	88	6.8	10-16	.625	3-3	1.000	0-1	.000	8	7	15	1.2	8	0	3	4	0	0	23	1.8			
01	Anderson, DeSean	5-0	17	3.4	0-2	.000	0-0	.000	2-2	1.000	1	2	3	0.6	8	1	0	2	0	0	2	0.4			
Team											45	59	104												3
Total.....		27	5575	772-1701		.454	245-642	.382	412-535	.770	316	662	978	36.2	473	12	416	324	84	177	2201	81.5			
Opponents.....		27	5573	747-1663		.449	218-577	.378	361-545	.662	344	657	1001	37.1	463	8	405	384	122	144	2073	76.8			

TEAM STATISTICS

	ION	OPP
SCORING	2201	2073
Points per game	81.5	76.8
Scoring margin	+4.7	-
FIELD GOALS-ATT	772-1701	747-1663
Field goal pct	.454	.449
3 POINT FG-ATT	245-642	218-577
3-point FG pct	.382	.378
3-pt FG made per game	9.1	8.1
FREE THROWS-ATT	412-535	361-545
Free throw pct	.770	.662
F-Throws made per game	15.3	13.4
REBOUNDS	978	1001
Rebounds per game	36.2	37.1
Rebounding margin	-0.9	-
ASSISTS	416	405
Assists per game	15.4	15.0
TURNOVERS	324	384
Turnovers per game	12.0	14.2
Turnover margin	+2.2	-
Assist/turnover ratio	1.3	1.1
STEALS	177	144
Steals per game	6.6	5.3
BLOCKS	84	122
Blocks per game	3.1	4.5
ATTENDANCE	20326	49592
Home games-Avg/Game	10-2033	13-2672
Neutral site-Avg/Game	-	4-3716

Score by Periods	1st	2nd	OT	OT2	Totals
Iona College	1042	1087	54	18	2201
Opponents	914	1079	60	20	2073

Date	Opponent	Score	Att.
11/09/12	DENVER	W 65-58	2140
! 11/16/12	vs Quinnipiac	Lot 92-98	2673
! 11/17/12	vs Wake Forest	W 94-68	1266
! 11/19/12	vs Illinois-Chicago	L 81-86	920
* 11/28/12	NIAGARA	W 83-72	1918
* 12/05/12	at Saint Peter's	L 62-64	1419
@ 12/08/12	vs Rutgers	L 73-81	10003
12/15/12	at Georgia	Wot 81-78	4680
12/18/12	LIBERTY	W 87-69	1537
12/20/12	at La Salle	L 74-88	1402
12/23/12	NORFOLK STATE	W 100-72	1855
12/28/12	at Saint Joseph's	L 91-96	4200
12/31/12	at St. Bonaventure	W 93-74	3472
* 01/04/13	at Siena	W 66-62	5696
* 01/06/13	MANHATTAN	W 78-70	2186
* 01/10/13	at Marist	W 86-82	1103
* 01/13/13	CANISIUS	W 97-87	2094
* 01/18/13	FAIRFIELD	W 84-73	2435
* 01/20/13	at Rider	L 62-67	1420
* 01/25/13	SAINT PETER'S	W 90-71	1925
* 01/27/13	at Loyola Maryland	W 79-71	2028
* 01/31/13	at Niagara	Lot 90-93	1856
* 02/02/13	at Canisius	L 74-77	1852
* 02/07/13	MARIST	Lo2 104-105	2075
* 02/09/13	RIDER	W 78-71	2161
* 02/15/13	at Manhattan	Lo2 73-74	2520
* 02/18/13	at Fairfield	L 64-66	3082
# 02/23/13	at Indiana State	11:00 am	
* 03/01/13	LOYOLA MARYLAND	7:00 pm	
* 03/03/13	SIENA	2:00 pm	

! = USVI Paradise Jam - St. Thomas, USVI
 @ = MSG Holiday Festival - New York, NY
 # = ESPN Ramada Bracketbusters - Terre Haute, IN
 * = MAAC game

2012-13 Iona College Roster

Numerical

No.	Name	Cl.	Pos.	Ht.	Wt.	Hometown
0	Taaj Ridley	Sr.	F	6-7	215	Bronx, NY
1	DeSean Anderson	Jr.	F	6-8	200	Inglewood, CA
2	Lamont Jones*	Sr.	G	6-0	196	Harlem, NY
3	Tavon Sledge	So.	G	5-9	175	Spring Valley, NY
5	A.J. English	Fr.	G	6-4	180	Wilmington, DE
10	DaShawn Gomez	Jr.	G	6-2	190	Inglewood, CA
11	Grant Ellis	Fr.	G-F	6-5	195	Newark, NJ
13	David Laury	So.	F	6-8	240	East Orange, NJ
22	Sean Armand*	Jr.	G	6-4	200	Brooklyn, NY
23	Tre Bowman	Jr.	G	6-5	195	York, PA
32	Nyandigisi Moikobu	Sr.	F	6-7	205	Seattle, WA
33	Curtis Dennis	Sr.	G-F	6-5	205	Bronx, NY

Alphabetical

No.	Name	Cl.	Pos.	Ht.	Wt.	Hometown
1	DeSean Anderson	Jr.	F	6-8	200	Inglewood, CA
22	Sean Armand*	Jr.	G	6-4	200	Brooklyn, NY
23	Tre Bowman	Jr.	G	6-5	195	York, PA
33	Curtis Dennis	Sr.	G-F	6-5	205	Bronx, NY
11	Grant Ellis	Fr.	G-F	6-5	195	Newark, NJ
5	A.J. English	Fr.	G	6-4	180	Wilmington, DE
10	DaShawn Gomez	Jr.	G	6-2	190	Inglewood, CA
2	Lamont Jones*	Sr.	G	6-0	196	Harlem, NY
13	David Laury	So.	F	6-8	240	West Orange, NJ
32	Nyandigisi Moikobu	Sr.	F	6-7	205	Seattle, WA
0	Taaj Ridley	Sr.	F	6-7	215	Bronx, NY
3	Tavon Sledge	So.	G	5-9	175	Spring Valley, NY

Head Coach: Tim Cluess (Hofstra '83), second season

Associate Head Coach: Jared Grasso (Quinnipiac '02)

Assistant Coaches: Bill O'Keefe (Queens College '83), Zak Boisvert (Fordham '10)

Director of Operations: Garee Bryant (C.W. Post '99)

Video Coordinator: Billy Singleton (St. John's 91)

*- denotes team co-captain

<p>By Class:</p> <p>Seniors (4) Curtis Dennis Lamont Jones Nyandigisi Moikobu Taaj Ridley</p> <p>Juniors (4).....DeSean Anderson Sean Armand Tre Bowman DaShawn Gomez</p> <p>Sophomores (2).....David Laury Tavon Sledge</p> <p>Freshmen (2).....Grant Ellis A.J. English</p>	<p>By State/Country:</p> <p>New York (5)Sean Armand* Curtis Dennis* Lamont Jones* Taaj Ridley* Tavon Sledge*</p> <p>New Jersey (2).....David Laury* Grant Ellis*</p> <p>California (2).....DeSean Anderson DaShawn Gomez</p> <p>Delaware (1)..... A.J. English</p> <p>Pennsylvania (1).....Tre Bowman</p> <p>Washington (1) Nyandigisi Moikobu</p> <p>* - from the New York City/Metro Area</p>	<p>By Position:</p> <p>Forwards (7)DeSean Anderson Curtis Dennis David Laury Grant Ellis Erik Friman Nyandigisi Moikobu Taaj Ridley</p> <p>Guards (8) Sean Armand Tre Bowman Curtis Dennis Grant Ellis A.J. English DaShawn Gomez Lamont Jones Tavon Sledge</p>
--	--	--

<p>Pronunciation Guide:</p> <p>Tim Cluess - CLOOSE</p> <p>Zak Boisvert - bo-VAIR / Garee Bryant - GARY</p> <p>DeSean Anderson - da-SHAWN</p> <p>Sean Armand - are-MAND</p> <p>Tre Bowman - TRAY BOW-man</p>	<p>DaShawn Gomez - da-SHAWN</p> <p>Lamont Jones - goes by "MoMo"</p> <p>David Laury - LOWR-ee</p> <p>Nyandigisi Moikobu - nin-DIG-issy moi-KOE-boo (goes by "Digs")</p> <p>Taaj Ridley - like "Taj Mahal"</p> <p>Tavon Sledge - TAY-von</p>
--	---