



DRAKE BULLDOGS

MEN'S BASKETBALL

GAME 22 • vs. INDIANA STATE • #DUvsISU

Feb. 2, 2013 • 6:35 p.m. CST
Des Moines, Iowa • Knapp Center



COMPARISON



Drake	Team	Indiana State
Des Moines, Iowa	Location	Terre Haute, Ind.
Bulldogs	Nickname	Sycamores
10-11	2012-13 Record	14-7
4-6	Conference Record	7-3
NA/NA	Ranking	NA/NA
Mark Phelps	Head Coach	Greg Lansing
72-80/5th	Record at School	52-36/3rd
72-80/5th	Career Record	52-36.3rd
72.0	Points/Game	67.4
73.2	Opp. Points/Game	64.7
-1.2	Scoring Margin	+2.8
.446	FG%	.441
.455	Opp. FG%	.399
.392	3FG%	.324
.353	Opp. 3FG%	.314
.688	FT%	.704
31.3	Rebounds/Game	34.7
34.6	Opp. Rebounds/Game	34.7
-3.2	Rebounding Margin	+0.0
13.7	Assists/Game	11.3
13.9	Turnovers/Game	13.0
-0.4	Turnover Margin	-0.7
5.6	Steals/Game	5.2
2.0	Blocks/Game	3.2

ON THE AIR

Television Fox Sports Midwest
Play-by-play Scott Warmann
Analyst Kevin Lehman

Radio KRNT 1350-AM
Play-by-play Larry Cotlar
Analyst Dolph Pulliam

Streaming Video www.ESPN3.com*
*Blacked out in FS Midwest footprint

COMMUNICATIONS CONTACTS

Drake Ty Patton
Office 515-271-3014
Mobile 205-310-1271
E-mail ty.patton@drake.edu
Website www.GoDrakeBulldogs.com
Twitter @DUBulldogs/@TyPatton_Drake

Indiana State Ace Hunt
Office 618-453-7235
Mobile 618-528-1111
E-mail tomweber@siu.edu
Website www.SIUSalukis.com
Twitter SIU Basketball

- The Drake University men's basketball team returns home to host Indiana State to start a two-game home-stand at the Knapp Center.
- The Sycamores travel to Des Moines in third place in the Missouri Valley Conference at 7-3 and 14-7 overall. The squad is coming off a win over ranked Wichita State on Tuesday and has non-conference wins over ranked Miami and Mississippi teams.
- The Bulldogs hit the home hardwood after defeating Southern Illinois, 61-56, on Wednesday for their fourth win in the last six games to improve to 4-6 in the MVC and 10-11 overall.
- Drake shot 50 percent from the field in the win over the Salukis and 53.3 percent from three-point range. On the season, the Bulldogs are converting from the arc at a 39.2 percent clip to rank 16th nationally in three-point shooting.
- Chris Hines was 4-of-8 from the arc in the win at SIU for a team-high 12 points. Jordan Clarke continued his steady play of late with 11 points and six rebounds. Clarke ranks second in the MVC in rebounding with 8.1 boards per game.
- Ben Simons leads Drake in scoring at 14.1 points per game on 43.2 percent shooting. Freshman Micah Mason has been the team's top three-point threat, converting on 50.8 percent of his attempts.
- Indiana State is led by the tandem of Jake Odom and Manny Arop with 13.9 and 13.2 points per game, respectively. Odom adds 4.3 assists per game while shooting 47 percent from the floor.
- The Sycamores have won four of their last five outings, with the lone loss in that span coming at Illinois State.

TWEET IT OUT ... #DUvsISU

Pregame notes in 140 characters or less.

@DUBulldogs and @IndStAthletics meet on the hardwood for the 76th time.

#DrakeMBB is 16th in the nation in 3-point shooting at 39.2 percent this season

The #DrakeMBB bench has outscored its opponents' bench by a 141-106 margin in the last 5 games

#DrakeMBB has won 4 of its last 6 games

Micah Mason is 3rd in #MVCHoops in 3-point shooting at 50.8 percent

#DrakeMBB is 10-1 this season when leading at halftime

In its wins, #DrakeMBB is holding opponents to 40 percent shooting

SCHEDULE

November

3	SW Baptist (Exh.)	W, 101-80
10	William Jewell	W, 96-66
17	at Detroit	L, 85-79
22	vs. California #	L, 73-70
23	vs. Rice #	W, 77-66
25	vs. Xavier #	L, 74-70
30	at Nevada ^	W, 76-66

December

5	St. Mary's #	L, 88-73
8	IPFW	W, 74-64
15	vs. Iowa State %	L, 86-77
19	N.C. Central	W, 72-69
22	Eastern Illinois	W, 74-56
29	at Bradley *	L, 67-57

January

2	Wichita State *	L, 75-63
5	Missouri State *	L, 77-65
8	at Creighton *	L, 91-61
12	at Illinois State *	W, 82-77
16	Evansville *	W, 83-69
20	at UNI *	L, 85-55
23	Creighton *	W, 74-69
27	at Missouri State *	L, 78-72
30	at S. Illinois *	W, 61-56

February

2	Indiana State *	6:35 p.m.
6	Illinois State *	7:05 p.m.
10	at Evansville *	7 p.m.
13	at Wichita State *	7 p.m.
16	UNI *	7:05 p.m.
20	Bradley *	7:05 p.m.
22-23	BracketBusters	TBA
27	at Indiana State *	6:05 p.m.

March

2	Southern Illinois *	7:05 p.m.
7-10	MVC Tournament	TBA

All times Central
* MVC contest
Anaheim Classic
^ Mountain West/MVC Challenge
% Big Four Classic



Head Coach

**Mark
PHELPS**

Fifth Season

@CoachMarkPhelps

Mark Phelps enters his fifth season as head coach of the Bulldogs' men's basketball program in 2012-13, driven by a passion and commitment to elevate Drake to levels of consistent excellence on and off the court. His dedicated approach to recruiting and program-building over his first four seasons has established a solid foundation to achieve sustainable success.

The 2011-12 season showed significant signs of both the steady progress and potential of the Drake program, as the Bulldogs qualified for a postseason tournament for the third time in the last five seasons (2008 NCAA, 2009 CIT), and second in Phelps' four-year tenure as head coach. The first-round Collegeinsider.com Postseason Tournament win over North Dakota was Drake's first victory beyond the conference tournament since 1975. The Bulldogs won 18 games, the most in Phelps' career and tied for ninth-most in school history.

In addition, Drake posted a winning record for the second time in Phelps' four years, making him the first Drake head

coach in 50 years to post two winning seasons in his first four (17-16 in 2008-09). Drake's third-place finish (9-9, tied with four teams) in the Missouri Valley Conference was its second-highest in the MVC standings in the last 26 years. The 9-9 MVC record of 2011-12 was the best by Phelps and tied for second-best by a Drake team since 1986.

With 62 wins in his first four seasons, Phelps has more victories than any Drake coach in his initial four years on the job. No Drake head coach since Maury John (.555 from 1958-62) has had a better winning percentage in the equivalent span of his career than Phelps (.473).

All of that success last season was achieved without starting center Seth VanDeest, who missed the entire season after undergoing surgery to repair a torn labrum in his left shoulder. The 2011-12 Bulldogs overcame significant injury adversity that impacted the starting lineup, but were guided through the storm by a coaching staff that remained steady and consistent, helping players elevate to a new level of performance.

One of those players was Ben Simons, who played every position on the floor and more than doubled his sophomore scoring average of 8.1 to a figure of 16.4, fourth-best in the MVC in 2011-12. Simons was joined by Jordan Clarke, who put up career-best averages of 6.0 points and 7.0 rebounds, while handling the post position in VanDeest's absence.

Simons was named captain of the MVC's Most Improved Team, while also earning second-team All-MVC and second-team NABC All-District recognition along with sophomore Rayvonte Rice. Clarke was named second-team MVC Scholar-Athlete.

In the fifth year of building his program, Phelps and his coaching staff will welcome eight scholarship newcomers in 2012-13, including five freshmen and three transfers, wrapped around an experienced nucleus of five returning players who have been regular starters for the Bulldogs.

The collective talent level of the eight incoming players demonstrates the tremendous recruiting acumen of Phelps and his staff, building on previous recruiting success that has gained notice across the country.

CAREER HISTORY AND RESULTS

Drake University, Head Coach, 2008-Present

Year	Record	Pct.	MVC Record	Pct.	Postseason/Honors
2012-13	10-11	.474	4-6	.333	
2011-12	18-16	.529	9-9	.500	CIT Second Round
2010-11	13-18	.419	7-11	.389	
2009-10	14-19	.424	7-11	.389	
2008-09	17-16	.515	7-11	.389	CIT First Round
Total	72-80	.476	34-48	.405	

Arizona State University, Associate Head Coach, 2006-07

Year	Record	Pct.	Pac 10 Record	Pct.	Postseason/Honors
2007-08	21-13	.618	9-9	.500	NIT Quarterfinals
2006-07	8-22	.266	2-16	.111	
Total	62-69	.473	30-42	.417	

North Carolina State University, Assistant Coach, 1996-2005

Year	Record	Pct.	ACC Record	Pct.	Postseason/Honors
1996-97	17-15	.531	4-12	.250	NIT
1997-98	17-15	.531	5-11	.313	NIT
1998-99	19-14	.576	6-10	.375	NIT
1999-00	20-14	.588	6-10	.375	NIT Semifinal
2000-01	13-16	.448	5-11	.313	
2001-02	23-11	.676	9-7	.563	NCAA Second Round
2002-03	18-13	.581	9-7	.563	NCAA First Round
2003-04	21-10	.677	11-5	.688	NCAA Second Round
2004-05	21-14	.600	7-9	.438	NCAA Sweet 16
2005-06	22-10	.688	10-6	.625	NCAA Second Round
Total	191-132	.591	72-88	.450	

QUICK FACTS

University	
Location	Des Moines, Iowa
Founded	1881
Enrollment	5,348
Nickname	Bulldogs
Colors	Blue & White
Arena (Capacity):	Knapp Center (7,152)
Conference	Missouri Valley Conference
President	Dr. David Maxwell
Faculty Athletics Rep.	Renae Chesnut

Coaching Staff

Head Coach	Mark Phelps
Alma Mater	Old Dominion, 1996
Record at Drake	72-80 (5th season)
Career Record	72-80 (5th season)
Assistants	Chris Brazelton (Fresno St., 2006) Stan Johnson (Southern Utah, 2003) Brett Nelson (Florida, 2004)
Director of Operations	Nate Meyer
Graduate Managers	George Neilson Adam Urness

Team Information

2011-12 Record	18-16
2011-12 MVC Record	9-9/T-3
2011-12 H/A/N Record	13-3/3-10/2-3
Starters Returning/Lost	4/1
Letterwinners Returning/Lost	5/7
Newcomers	8

Program History

All-Time Record	1,159-1,368 (.458)
MVC Record	537-791 (.405)
MVC Tournament Record	16-33 (.327)
MVC Titles	7 (4 Outright/3 Shared) (1935, 39, 64, 69, 70, 71, 2008)
MVC Tournament Titles	1 (2008)
NCAA Appearances	4 (1969, 1970, 1971, 2008)
NCAA Record	5-4 (.555)
NIT Appearances	3 (1964, 1981, 1986)
NIT Record	1-3 (.250)

Media Relations

Basketball Contact	Ty Patton
Office	515-271-3014
Mobile	205-310-1271
E-mail	ty.patton@drake.edu
Press Row	515-271-4878
Fax	515-271-3015
Website	www.GoDrakeBulldogs.com



0		KORI BABINEAUX						<p>LAST GAME: Saw three minutes of action.</p> <p>NOTE: In his one season at Lake Forest Academy, he averaged 27.6 points, six rebounds, five assists and three steals per game.</p>	<p>CAREER HIGHS</p> <p>Pts: 7 - Wm. Jewell, 11/10/12 Reb: 3 - St. Mary's, 12/5/12 Ast: 4 - Wm. Jewell, 11/10/12</p>								
		<p>G • 6-4 • 208 • Fr. • Sacramento, Calif.</p> <table border="1"> <thead> <tr> <th>PPG</th> <th>RPG</th> <th>APG</th> <th>SPG</th> <th>BPG</th> <th>MPG</th> </tr> </thead> <tbody> <tr> <td>1.2</td> <td>0.8</td> <td>0.9</td> <td>0.0</td> <td>0.1</td> <td>7.8</td> </tr> </tbody> </table>								PPG	RPG	APG	SPG	BPG	MPG	1.2	0.8
PPG	RPG	APG	SPG	BPG	MPG												
1.2	0.8	0.9	0.0	0.1	7.8												
1		JORDAN CLARKE						<p>LAST GAME: Scored 11 points and was 5-of-6 from the free-throw line with six rebounds.</p> <p>NOTE: Has five double-doubles this season ... No. 2 in the MVC in rebounding ... named to the All-DirectV Classic team after setting event records in rebounding</p>	<p>CAREER HIGHS</p> <p>Pts: 18 - Evansville, 2/12/12 Reb: 18 - vs. Rice, 11/23/12 Ast: 4 - Four times</p>								
		<p>F • 6-8 • 254 • R.Sr. • Rockville, Md.</p> <table border="1"> <thead> <tr> <th>PPG</th> <th>RPG</th> <th>APG</th> <th>SPG</th> <th>BPG</th> <th>MPG</th> </tr> </thead> <tbody> <tr> <td>8.5</td> <td>8.1</td> <td>1.4</td> <td>1.3</td> <td>0.4</td> <td>26.8</td> </tr> </tbody> </table>								PPG	RPG	APG	SPG	BPG	MPG	8.5	8.1
PPG	RPG	APG	SPG	BPG	MPG												
8.5	8.1	1.4	1.3	0.4	26.8												
2		GARY RICKS, JR.						<p>LAST GAME: Had a three-pointer with two assists.</p> <p>NOTE: Played the early part of the season with a pair of broken thumbs ... earned honorable mention All-America in 2011-12 at Indian Hills Community College.</p>	<p>CAREER HIGHS</p> <p>Pts: 13 - vs. Cal, 11/22/12 Reb: 2 - Three times Ast: 3 - Two times</p>								
		<p>G • 6-1 • 190 • Jr. • Los Angeles, Calif.</p> <table border="1"> <thead> <tr> <th>PPG</th> <th>RPG</th> <th>APG</th> <th>SPG</th> <th>BPG</th> <th>MPG</th> </tr> </thead> <tbody> <tr> <td>3.3</td> <td>1.2</td> <td>1.2</td> <td>0.2</td> <td>0.1</td> <td>14.8</td> </tr> </tbody> </table>								PPG	RPG	APG	SPG	BPG	MPG	3.3	1.2
PPG	RPG	APG	SPG	BPG	MPG												
3.3	1.2	1.2	0.2	0.1	14.8												
3		RICHARD CARTER						<p>LAST GAME: Scored seven points with two steals and made his only attempt from the arc to seal the win</p> <p>NOTE: Scored 19 points in his Drake debut ... averaged 18.9 points and 5.3 assists per game at Cloud County Community College.</p>	<p>CAREER HIGHS</p> <p>Pts: 20 - Creighton, 1/23/13 Reb: 7 - Two times Ast: 8 - IPFW, 12/8/12</p>								
		<p>G • 6-0 • 175 • Jr. • Detroit, Mich.</p> <table border="1"> <thead> <tr> <th>PPG</th> <th>RPG</th> <th>APG</th> <th>SPG</th> <th>BPG</th> <th>MPG</th> </tr> </thead> <tbody> <tr> <td>8.7</td> <td>2.2</td> <td>3.4</td> <td>1.1</td> <td>0.0</td> <td>23.4</td> </tr> </tbody> </table>								PPG	RPG	APG	SPG	BPG	MPG	8.7	2.2
PPG	RPG	APG	SPG	BPG	MPG												
8.7	2.2	3.4	1.1	0.0	23.4												
4		CHRIS HINES						<p>LAST GAME: Had a team-high 12 points and was 4-of-8 from the three-point arc.</p> <p>NOTE: Has scored 64 points in the five games ... Missed the season opener due to a knee injury ... played three seasons at Utah (2009-12).</p>	<p>CAREER HIGHS</p> <p>Pts: 23 - at Ill. State, 1/12/13 Reb: 7 - Stanford, 2/25/12 Ast: 3 - at Ill. State, 1/12/13</p>								
		<p>G • 6-0 • 185 • Sr. • Houston, Texas</p> <table border="1"> <thead> <tr> <th>PPG</th> <th>RPG</th> <th>APG</th> <th>SPG</th> <th>BPG</th> <th>MPG</th> </tr> </thead> <tbody> <tr> <td>9.5</td> <td>2.2</td> <td>1.0</td> <td>0.6</td> <td>0.1</td> <td>26.1</td> </tr> </tbody> </table>								PPG	RPG	APG	SPG	BPG	MPG	9.5	2.2
PPG	RPG	APG	SPG	BPG	MPG												
9.5	2.2	1.0	0.6	0.1	26.1												
10		JEREMY JEFFERS						<p>LAST GAME: Had two points and two assists in 13 games.</p> <p>NOTE: Had 11 points in the win over Creighton ... played in every game in 2011-12 and moved into the starting lineup in the eighth game of the season.</p>	<p>CAREER HIGHS</p> <p>Pts: 16 - St. Mary's, 12/5/12 Reb: 6 - at Evansville, 1/13/12 Ast: 5 - Iowa State, 11/22/09</p>								
		<p>F • 6-6 • 213 • RSo. • Wilson, N.C.</p> <table border="1"> <thead> <tr> <th>PPG</th> <th>RPG</th> <th>APG</th> <th>SPG</th> <th>BPG</th> <th>MPG</th> </tr> </thead> <tbody> <tr> <td>3.7</td> <td>1.3</td> <td>0.6</td> <td>0.3</td> <td>0.1</td> <td>11.6</td> </tr> </tbody> </table>								PPG	RPG	APG	SPG	BPG	MPG	3.7	1.3
PPG	RPG	APG	SPG	BPG	MPG												
3.7	1.3	0.6	0.3	0.1	11.6												
11		KARL MADISON						<p>LAST GAME: Did not play due to a knee injury.</p> <p>NOTE: Had an impressive start in first season of action, starting every game but two and handling the point-guard position...averaged 23 minutes per game.</p>	<p>CAREER HIGHS</p> <p>Pts: 24 - Indiana St., 12/28/11 Reb: 5 - Virginia, 11/21/11 Ast: 7 - C. Arkansas, 12/21/11</p>								
		<p>G • 5-10 • 182 • RSo. • Springfield, Ill.</p> <table border="1"> <thead> <tr> <th>PPG</th> <th>RPG</th> <th>APG</th> <th>SPG</th> <th>BPG</th> <th>MPG</th> </tr> </thead> <tbody> <tr> <td>--</td> <td>--</td> <td>--</td> <td>--</td> <td>--</td> <td>--</td> </tr> </tbody> </table>								PPG	RPG	APG	SPG	BPG	MPG	--	--
PPG	RPG	APG	SPG	BPG	MPG												
--	--	--	--	--	--												
21		ROBERT PULEIKIS						<p>LAST GAME: Did not play.</p> <p>NOTE: Was the leading scorer and rebounder, at 12.7 and 10.5, respectively, for a Country Day squad in Detroit that compiled a 21-6 record last season.</p>	<p>CAREER HIGHS</p> <p>Pts: 4 - Wm. Jewell, 11/10/12 Reb: 2 - Wm. Jewell, 11/10/12 Blk:</p>								
		<p>C • 6-10 • 215 • Fr. • Detroit, Mich.</p> <table border="1"> <thead> <tr> <th>PPG</th> <th>RPG</th> <th>APG</th> <th>SPG</th> <th>BPG</th> <th>MPG</th> </tr> </thead> <tbody> <tr> <td>4.0</td> <td>2.0</td> <td>0.0</td> <td>0.0</td> <td>0.0</td> <td>6.0</td> </tr> </tbody> </table>								PPG	RPG	APG	SPG	BPG	MPG	4.0	2.0
PPG	RPG	APG	SPG	BPG	MPG												
4.0	2.0	0.0	0.0	0.0	6.0												
22		MICAH MASON						<p>LAST GAME: Made his only shot from the field, a three-pointer, with a steal and an assist</p> <p>NOTE: Has started the last eight games he played in ... is shooting 50.8 percent from the three-point arc this season and 16-of-33 in his last eight games.</p>	<p>CAREER HIGHS</p> <p>Pts: 19 - E. Illinois, 12/22/12 Reb: 4 - Wichita State, 1/2/13 Ast: 6 - E. Illinois, 12/22/12</p>								
		<p>G • 6-2 • 173 • Fr. • Natrona Heights Pa.</p> <table border="1"> <thead> <tr> <th>PPG</th> <th>RPG</th> <th>APG</th> <th>SPG</th> <th>BPG</th> <th>MPG</th> </tr> </thead> <tbody> <tr> <td>6.2</td> <td>1.3</td> <td>2.2</td> <td>0.5</td> <td>0.0</td> <td>17.7</td> </tr> </tbody> </table>								PPG	RPG	APG	SPG	BPG	MPG	6.2	1.3
PPG	RPG	APG	SPG	BPG	MPG												
6.2	1.3	2.2	0.5	0.0	17.7												
23		MITCH MCLAUGHLIN						<p>LAST GAME: Did not play.</p> <p>NOTE: Redshirted last season ... was team MVP and all-conference as a high school senior in basketball, leading team in scoring (10.1), rebounding (2.1), steals (2.2) and assists (2.4).</p>	<p>CAREER HIGHS</p> <p>Pts: Reb: 1 - Wm. Jewell, 11/10/12 Ast:</p>								
		<p>G • 6-1 • 181 • R.Fr. • Cedar Rapids, Iowa</p> <table border="1"> <thead> <tr> <th>PPG</th> <th>RPG</th> <th>APG</th> <th>SPG</th> <th>BPG</th> <th>MPG</th> </tr> </thead> <tbody> <tr> <td>0.0</td> <td>0.5</td> <td>0.0</td> <td>0.0</td> <td>0.0</td> <td>3.0</td> </tr> </tbody> </table>								PPG	RPG	APG	SPG	BPG	MPG	0.0	0.5
PPG	RPG	APG	SPG	BPG	MPG												
0.0	0.5	0.0	0.0	0.0	3.0												
24		JOEY KING						<p>LAST GAME: Was a perfect 4-of-4 from the field for 10 points before fouling out in 13 minutes.</p> <p>NOTE: Is fourth in freshman scoring in MVC games ... averaging 8.7 points and is tops with 3.8 rebounds in the MVC ... has hit his career high of 21 twice.</p>	<p>CAREER HIGHS</p> <p>Pts: 21 - Two times Reb: 10 - NCCU, 12/19/12 Ast: 4 - at Ill. State, 1/12/13</p>								
		<p>F • 6-9 • 215 • Fr. • Eagan, Minn.</p> <table border="1"> <thead> <tr> <th>PPG</th> <th>RPG</th> <th>APG</th> <th>SPG</th> <th>BPG</th> <th>MPG</th> </tr> </thead> <tbody> <tr> <td>7.2</td> <td>2.9</td> <td>0.9</td> <td>0.2</td> <td>0.3</td> <td>18.1</td> </tr> </tbody> </table>								PPG	RPG	APG	SPG	BPG	MPG	7.2	2.9
PPG	RPG	APG	SPG	BPG	MPG												
7.2	2.9	0.9	0.2	0.3	18.1												
34		BEN SIMONS						<p>LAST GAME: Had eight points and seven rebounds but was held to no three-pointers.</p> <p>NOTE: Recently scored his 1,000th career point, the 23rd DU player to do so ... has 1,218 career points and is fourth in Drake history in three-pointers.</p>	<p>CAREER HIGHS</p> <p>Pts: 29 - Wichita St., 1/28/12 Reb: 10 - at Bradley, 12/29/12 Ast: 5 - C. Arkansas, 12/21/11</p>								
		<p>F • 6-8 • 206 • Sr. • Cadillac, Mich.</p> <table border="1"> <thead> <tr> <th>PPG</th> <th>RPG</th> <th>APG</th> <th>SPG</th> <th>BPG</th> <th>MPG</th> </tr> </thead> <tbody> <tr> <td>14.1</td> <td>3.7</td> <td>1.9</td> <td>1.0</td> <td>0.3</td> <td>34.4</td> </tr> </tbody> </table>								PPG	RPG	APG	SPG	BPG	MPG	14.1	3.7
PPG	RPG	APG	SPG	BPG	MPG												
14.1	3.7	1.9	1.0	0.3	34.4												
40		DADDY UGBEDE						<p>LAST GAME: Did not play due to a hand injury.</p> <p>NOTE: Ugbede helped lead Junipero Serra to a 31-3 record in 2011-12, and the CIF Southern Section 4AA crown.</p>	<p>CAREER HIGHS</p> <p>Pts: 12 - Creighton, 1/23/13 Reb: 5 - Two times Ast:</p>								
		<p>F • 6-7 • 220 • Fr. • Gardena, Calif.</p> <table border="1"> <thead> <tr> <th>PPG</th> <th>RPG</th> <th>APG</th> <th>SPG</th> <th>BPG</th> <th>MPG</th> </tr> </thead> <tbody> <tr> <td>2.7</td> <td>1.6</td> <td>0.1</td> <td>0.2</td> <td>0.0</td> <td>7.4</td> </tr> </tbody> </table>								PPG	RPG	APG	SPG	BPG	MPG	2.7	1.6
PPG	RPG	APG	SPG	BPG	MPG												
2.7	1.6	0.1	0.2	0.0	7.4												
45		SETH VANDEEST						<p>LAST GAME: Had five points and seven rebounds in 17 minutes.</p> <p>NOTE: Has taken a team-high 11 charges this season ... played in 62 games (all starts) in his first two seasons and averaged 8.6 points and 4.3 rebounds.</p>	<p>CAREER HIGHS</p> <p>Pts: 26 - S. Utah, 11/24/10 Reb: 10 - Boise St., 12/12/10 Blk: 4 - Two times</p>								
		<p>C • 6-11 • 260 • R.Jr. • Bettendorf, Iowa</p> <table border="1"> <thead> <tr> <th>PPG</th> <th>RPG</th> <th>APG</th> <th>SPG</th> <th>BPG</th> <th>MPG</th> </tr> </thead> <tbody> <tr> <td>9.5</td> <td>4.6</td> <td>1.0</td> <td>0.4</td> <td>0.8</td> <td>21.0</td> </tr> </tbody> </table>								PPG	RPG	APG	SPG	BPG	MPG	9.5	4.6
PPG	RPG	APG	SPG	BPG	MPG												
9.5	4.6	1.0	0.4	0.8	21.0												



DRAKE ROSTER

PROJECTED STARTERS BASED ON PREVIOUS CONTEST

No.	Name	Pos.	Ht.	Wt.	Cl.	Hometown	PPG	RPG	APG	FG%	3FG%	FT%
1	Jordan Clarke	F	6-8	254	RSr.	Rockville, Md.	8.5	8.1	1.4	.558	.500	.481
4	Chris Hines	G	6-0	185	Sr.	Houston, Texas	9.5	2.2	1.0	.396	.370	.804
22	Micah Mason	G	6-2	173	Fr.	Natrona Heights, Pa.	6.2	1.3	2.2	.476	.508	.667
34	Ben Simons	F	6-8	206	Sr.	Cadillac, Mich.	14.1	3.7	1.9	.432	.383	.860
45	Seth VanDeest	C	6-11	260	RJr.	Bettendorf, Iowa	9.5	4.6	1.0	.567	.000	.768

RESERVES

No.	Name	Pos.	Ht.	Wt.	Cl.	Hometown	PPG	RPG	APG	FG%	3FG%	FT%
0	Kori Babineaux	G	6-4	208	Fr.	Sacramento, Calif.	1.2	0.8	0.9	.222	.000	.308
2	Gary Ricks, Jr.	G	6-1	190	Jr.	Los Angeles, Calif.	3.3	1.2	1.2	.348	.319	.667
3	Richard Carter	G	6-0	175	Jr.	Detroit, Mich.	8.7	2.2	3.4	.394	.436	.657
10	Jeremy Jeffers	F	6-6	213	RSo.	Wilson, N.C.	3.7	1.3	0.6	.397	.400	.941
11	Karl Madison	G	5-10	182	RSo.	Springfield, Ill.	0.0	0.0	0.0	.000	.000	.000
21	Robert Puleikis	C	6-10	215	Fr.	Detroit, Mich.	4.0	2.0	0.0	1.000	.000	.000
23	Mitch McLaughlin	G	6-1	181	RFr.	Cedar Rapids, Iowa	0.0	0.5	0.0	.000	.000	.000
24	Joey King	F	6-9	215	Fr.	Eagan, Minn.	7.2	2.9	0.9	.456	.381	.852
25	Matt Bowie	F	6-7	217	Sr.	Oskaloosa, Iowa	0.0	0.0	0.0	.000	.000	.000
40	Daddy Ugbede	F	6-7	220	Fr.	Gardena, Calif.	2.7	1.6	0.1	.625	.000	.667

INDIANA STATE ROSTER

PROJECTED STARTERS

No.	Name	Pos.	Ht.	Wt.	Cl.	Hometown	PPG	RPG	APG	FG%	3FG%	FT%
3	Manny Arop	F	6-6	215	Jr.	Edmonton, Alberta	13.2	5.1	0.7	.460	.299	.762
5	Justin Gant	C	6-8	210	So.	Terre Haute, Ind.	8.3	5.1	0.7	.457	.385	.667
11	Devonte Brown	G	6-3	185	Fr.	Killeen, Texas	4.0	1.9	0.8	.458	.200	.607
13	Jake Odum	G	6-4	170	Jr.	Terre Haute, Ind.	13.9	4.6	4.3	.470	.344	.775
31	RJ Mahurin	F	6-9	225	Jr.	Rockville, Ind.	9.0	4.1	0.4	.415	.317	.704

RESERVES

No.	Name	Pos.	Ht.	Wt.	Cl.	Hometown	PPG	RPG	APG	FG%	3FG%	FT%
0	Jake Kitchell	F	6-10	240	So.	Union Mills, Ind.	3.1	2.4	0.4	.614	.000	.632
2	Lucas Eitel	G	6-4	190	Jr.	Marshall, Ill.	4.7	1.8	0.9	.485	.483	.286
12	Dawon Cummings	G	6-4	175	Jr.	Kansas City, Mo.	5.1	2.8	2.0	.333	.242	.667
20	Rhett Smith	F	6-7	240	Fr.	Chatham, La.	0.0	0.2	0.0	.000	.000	.000
22	Brandon Burnett	G	6-6	225	Fr.	Tucson, Ariz.	0.6	0.5	0.0	.400	.000	1.000
30	Mike Samuels	C	6-11	285	Jr.	Bushkill, Pa.	0.0	0.0	0.0	.000	.000	.000
32	Khristian Smith	G	6-6	210	Fr.	Indianapolis, Ind.	6.0	3.5	1.1	.388	.222	.700
42	TJ Bell	G/F	6-8	240	Fr.	Charleston, Ill.	0.0	0.0	0.0	.000	.000	.000

LEADERS

Drake		Category	Indiana State
Ben Simons	14.1	Scoring	13.9 Jake Odum
Jordan Clarke	8.1	Rebounding	5.1 Arop/Gant
Richard Carter	3.4	Assists	4.3 Jake Odum
Jordan Clarke	1.4	Steals	1.4 Jake Odum
Seth VanDeest	0.8	Blocks	0.8 Justin Gant
Ben Simons	102	Field Goals	103 Manny Arop
Ben Simons	235	Field Goal Attempts	224 Manny Arop
Seth VanDeest	.567	Field Goal Percentage	.485 Lucas Eitel
Ben Simons	49	3-Point Field Goals	28 Lucas Eitel
Ben Simons	128	3-Point Field Goal Attempts	77 Manny Arop
Micah Mason	.508	3-Point Field Goal Percentage	.483 Lucas Eitel
Seth VanDeest	63	Free Throws	124 Jake Odum
Jordan Clarke	104	Free Throw Attempts	160 Jake Odum
Jeremy Jeffers	.941	Free Throw Percentage	.775 Jake Odum

PRONUNCIATIONS

DRAKE	INDIANA STATE
Kori Babineaux	BAB-in-o
Robert Puleikis	poo-LAY-kiss
Ben Simons	SY-muns
Daddy Ugbede	oo-BED-ay

RECORD WHEN

At home	6-3
On the road	3-5
At neutral sites	1-3
In overtime	
In MVC games	4-6
In MVC tournament	
In non-conference games	6-5
In games decided by ...	
5 points or less	4-2
6-10 points	2-4
11 points or more	4-5
Leading at the half	
Trailing at the half	1-9
Tied at the half	0-1
Shooting 40% or better	
Shooting less than 40%	10-6
Opp. 40% or better	0-4
Opp. less than 40%	6-11
Shooting better than opp.	4-0
Shooting worse than opp.	9-1
1-10	
Outrebounding opp.	
Opp. outrebounds DU	6-1
Rebounds are tied	4-10
70% or better on FT	
70% or less on FT	4-8
More FT att. than opp.	6-3
Less FT att. than opp.	6-6
Same FT att. as opp.	4-6
0-1	
40% or better on 3PT	
Less than 40% on 3PT	8-0
2-11	
More turnovers than opp.	
Less turnovers than opp.	4-5
Same turnovers as opp.	3-6
3-0	
Scoring 80 or more points	
Scoring 70-79 points	3-0
Scoring 60-69 points	6-6
Scoring 50-59 points	1-3
Scoring less than 50 points	0-2
Allowing 80 or more points	
Allowing 70-79 points	0-5
Allowing 60-69 points	1-5
Allowing 50-59 points	7-1
Allowing less than 50 points	2-0
On Sunday	
On Monday	0-3
On Tuesday	
On Wednesday	0-1
On Thursday	4-2
On Friday	0-1
On Saturday	2-0
4-4	
In November	
In December	3-3
In January	4-5
In February	
In March	

ON THE BENCH



CHRIS BRAZELTON
Assistant Coach

Joined the Drake men's basketball coaching staff as an assistant coach on May 24, 2012. He comes to Drake after spending the past five seasons as an assistant coach at the University of California Riverside. Brazelton joined the UCR staff under head coach Jim Wooldridge in 2007 after one year as a graduate assistant at the University of New Orleans under Buzz Williams.



STAN JOHNSON
Assistant Coach

Enters his second season with the Bulldogs in 2012-13 after being named an assistant coach on June 20, 2011. He spent the previous three years at the University of Utah as an assistant coach for the Utes.



BRETT NELSON
Assistant Coach


Enters his second season with the Bulldogs' program and is in his eighth season in the coaching ranks after an All-America playing career at Florida. Nelson joined Phelps' staff at Drake after spending the 2010-11 season at

Arkansas.



NATE MEYER
Director of Operations

Was promoted to coordinator of basketball operations for the Drake men's basketball program on May 24, 2012. The Urbandale, Iowa, native had previously served two years as a graduate manager.



GEORGE NEILSON
Graduate Manager



ADAM URNESS
Graduate Manager

A WIN WOULD ...

- Make Drake 11-11 on the season and 5-6 in the Missouri Valley Conference.
- Be Drake's fifth win in its last seven games.
- Make Drake 36-40 against the Sycamores and 15-5 against them in the Knapp Center.
- Be head coach Mark Phelps' 73rd win at Drake, the sixth most in Drake history.
- Be the Bulldogs' seventh home win of the season
- Be the 1,160th win in program history.

A LOSS WOULD ...

- Drop Drake to 10-12 on the season and 4-7 in the MVC.
- Be Drake's third MVC home loss of the season.
- Be the Bulldogs' eighth loss in its last 10 games against the Sycamores.
- Make Drake 35-41 all-time against Indiana State.
- Be the Sycamores' second straight win over DU.

RACE TO 70

- Drake has scored 70 or more points in 15 of its 21 games this season and is averaging 72.0 points per game, the third highest average in the MVC.
- Only three of ISU's 10 MVC opponents have scored 70 or more points.
- On the season, ISU's MVC foes are averaging 63.9 points per game.
- Drake is 9-6 this season when scoring 70 or more points, but just 1-10 when its opponent hits the 70-point mark.

HOME SWEET HOME

- The Bulldogs are 6-3 at the Knapp Center this season and 4-8 away from home in road and neutral-site games.
- Below is a comparison of the squad's stats at home and on the road.

Home	Category	Road/Neutral
74.9	Points/Game	69.8
70.3	Opp. Points/Game	75.3
+4.6	Scoring Margin	-5.6
.477	FG%	.425
.436	Opp. FG%	.470
.436	3FG%	.361
.341	Opp. 3FG%	.363
.707	FT%	.671
30.3	Rebounds/Game	32.1
33.4	Opp. Rebounds/Game	35.4
-3.1	Rebounding Margin	-3.3
13.9	Assists/Game	13.5
14.7	Turnovers/Game	13.3
-0.1	Turnover Margin	-0.6
6.3	Steals/Game	5.0
2.9	Blocks/Game	1.3

PICKING UP THE PACE

- Drake's offense has had 80 or more possessions in three of its 21 games of the season and is averaging 70.8 possessions per game.
- That pace ranks as the second fastest in the MVC and the 62nd fastest nationally.
- In MVC play, Drake is averaging a league-high 70.2 possessions per game.
- Drake's 79 possessions against Evansville are the most in an MVC game this season.

THE LAST THREE GAMES

#	Player	gp-gs	min	avg	Total			3-Point		F-Throw		Rebounds				pts	avg					
					fg	fga	fg%	3fg	3fga	3fg%	ft	fta	ft%	off	def			tot	avg			
34	Simons, Ben	3-3	114	38.0	14-27	.519	4-12	.333	8-9	.889	0	14	14	4.7	5	0	4	7	3	40	13.3	
03	Carter, Richard	3-0	66	22.0	10-23	.435	4-7	.571	6-11	.545	0	7	7	2.3	10	0	3	6	0	30	10.0	
01	Clarke, Jordan	3-3	92	30.7	8-16	.500	0-0	.000	10-19	.526	11	13	24	8.0	9	0	5	7	0	26	8.7	
22	Mason, Micah	3-3	64	21.3	8-16	.500	7-14	.500	1-3	.333	0	8	8	2.7	5	0	9	2	0	24	8.0	
04	Hines, Chris	3-3	81	27.0	8-24	.333	5-17	.294	0-1	.000	1	4	5	1.7	6	0	3	6	0	21	7.0	
45	VanDeest, Seth	3-3	54	18.0	6-13	.462	0-0	.000	8-11	.727	5	13	18	6.0	7	0	1	5	2	1	20	6.7
10	Jeffers, Jeremy	3-0	48	16.0	6-13	.462	5-7	.714	2-2	1.000	1	5	6	2.0	4	0	5	3	0	0	19	6.3
24	King, Joey	3-0	24	8.0	5-7	.714	1-2	.500	1-2	.500	1	2	3	1.0	6	1	1	6	1	1	12	4.0
40	Ugbede, Daddy	2-0	21	10.5	4-5	.800	0-0	.000	4-8	.500	4	1	5	2.5	2	0	0	0	0	0	12	6.0
02	Ricks, Gary	3-0	33	11.0	1-6	.167	1-5	.200	0-0	.000	0	1	1	0.3	4	0	4	0	0	0	3	1.0
00	Babineaux, Kori	1-0	3	3.0	0-1	.000	0-1	.000	0-0	.000	0	0	0	0.0	0	0	0	0	0	0	0	0.0
Team														1	6	7			1			
Total.....		3	600		70-151	.464	27-65	.415	40-66	.606	24	74	98	32.7	58	1	35	43	6	12	207	69.0
Opponents.....		3	600		73-160	.456	17-57	.298	40-59	.678	22	70	92	30.7	56	-	37	31	10	22	203	67.7

TOTAL POINTS RESPONSIBLE FOR

Below is a look at how many points the Bulldogs scored as a direct result of each player's assists, steals, offensive rebounds and blocks in 2012-13 combined with their scoring to give a better impression of their overall impact on the floor.

Player	Assists/G	Steals/G	Blocks/G	O-Reb/G	Total/G	Points	Offense/G
Simons	94/4.5	19/0.9	5/0.2	5/0.2	123.0/5.9	296	419/20.0
Carter	178/8.5	17/0.8	2/0.1	2/0.1	199.0/9.5	183	382/18.2
Clarke	75/3.8	23/1.2	2/0.1	63/3.2	163.0/8.2	170	333/16.7
VanDeest	57/2.7	15/0.7	3/0.1	31/1.5	106.0/5.0	199	305/14.5
Hines	52/2.6	11/0.6	0/0.0	5/0.3	68.0/3.4	189	257/12.9
Mason	104/5.5	13/0.7	0/0.0	0/0.0	117.0/6.2	118	235/12.4
King	45/2.1	7/0.3	3/0.1	20/1.0	75.0/3.6	151	226/10.8
Ricks	59/3.0	6/0.3	0/0.0	3/0.2	68.0/3.4	65	133/6.7
Puleikis	0/0.0	0/0.0	0/0.0	2/2.0	2/0.2	4	6/6.0
Jeffers	30/1.5	5/0.3	0/0.0	2/0.1	37.0/1.9	74	111/5.6
Ugbede	3/0.2	3/0.2	0/0.0	13/0.8	19.0/1.1	46	65/3.8
Babineaux	28/2.2	0/0.0	0/0.0	2/0.2	30.0/2.3	16	46/3.5
McLaughlin	0/0.0	0/0.0	0/0.0	0/0.0	0/0.0	0	0/0.0
Bowie	0/0.0	0/0.0	0/0.0	0/0.0	0/0.0	0	0/0.0

SERIES VS. INDIANA STATE

Series	ISU leads, 40-35
Last 10	ISU leads, 7-3
In Des Moines	Drake leads, 24-11
In Knapp Center	Drake leads, 14-5
In Terre Haute	ISU leads, 27-10
In Hulman Center	ISU leads, 26-10
Neutral	ISU leads, 2-1
First Meeting	Dec. 17, 1945 - L, 64-37
Last Meeting	Feb. 1, 2012 - L, 61-54
Most Drake Points	100, 1984
Most ISU Points	100, 1979
Fewest Drake Points	37, 1945
Fewest ISU Points	45, 1987
Largest Drake Margin of Victory	25, 2008
Largest ISU Margin of Victory	27, 1945
Streak	ISU, 1

• Drake and Indiana State meet for the 76th time in the series with ISU having won 40 of the previous meetings.

• However, Drake is 14-5 against the Sycamores in the Knapp Center.

• ISU has won seven of the last 10 meetings and prior to last seasons's 79-64 Drake win, had won six straight against the Bulldogs.

• Last season, Jeremy Jeffers had great success against ISU, shooting 72.7 percent from the floor and 75 percent from the three-point against Indiana State in two games.

THE LAST MEETING

DRAKE 54
INDIANA STATE 61

Feb. 1, 2012 • Terre Haute, Ind.
Hulman Center • 5,445

DRAKE 54											
Player	FG	3FG	FT	R	TP	A	MIN				
Clarke - F	0-4	0-0	2-4	4	2	0	24				
Jeffers - F	2-3	1-2	3-4	5	8	1	28				
Simons - F	5-15	2-7	1-1	4	13	2	39				
Madison - G	0-1	0-1	0-0	2	0	2	21				
Rice - G	7-16	1-4	2-5	4	17	5	38				
Hawley	2-5	2-4	0-0	1	6	0	15				
Alexander	1-8	1-2	3-4	4	6	2	20				
Woods	1-2	0-0	0-2	6	2	0	15				
Team								2			
Totals	18-54	7-20	11-20	32	54	12	200				
Half (26) Final											
FG%	.296 (8-27)							.333			
3FG%	.333 (4-12)							.350			
FT%	.667 (6-9)							.550			

INDIANA STATE 61											
Player	FG	3FG	FT	R	TP	A	MIN				
Richard - F	2-6	1-2	0-1	5	5	0	34				
Walker - C	2-5	0-0	0-1	3	4	2	17				
Odum - G	6-9	0-0	2-2	7	14	3	28				
Lathan - G	4-9	0-3	7-7	6	15	4	26				
Printy - G	0-4	0-2	0-0	2	0	1	17				
Eitel	1-4	0-2	4-4	2	6	0	17				
Gant	0-2	0-1	0-0	2	0	0	8				
McWhorter	4-4	0-0	1-2	4	9	1	29				
Mahurin	3-6	1-4	1-1	3	8	1	24				
TEAM								3			
Totals	22-49	2-14	15-18	37	61	12	200				
Half (32) Final											
FG%	.467 (14-30)							.449			
3FG%	.125 (1-8)							.143			
FT%	.600 (3-5)							.833			

NOTES ON THE SIU WIN ...

- The win was the Bulldogs' eighth straight over the Salukis.
- Drake shot 50 percent for the floor and 53.3 percent for the three-point arc. Both were the second highest percentages for Drake in an MVC game this season.
- Drake averaged just 0.96 points per possession, the Bulldogs' lowest average in a win this season.
- Turnovers hampered the Bulldogs with turnovers committed on 29.9 percent of their possessions, a season high and the second highest rate by a winning team in an MVC game this season.
- Drake's 61 points were its fewest in a win since scoring 58 points in a 58-54 win at Eastern Michigan on Dec. 10, 2010.

HINES SHINES IN WINS

- Just four days after being held scoreless at Creighton, Chris Hines exploded for a career-high 23 points in the win at Illinois State.
- His career night came on 9-of-17 shooting and a 4-of-8 showing from three-point range.
- He also added four rebounds, a career-high three assists and three steals.
- His previous career high of 21 came exactly one year to the day earlier while he was playing for Utah in a game at Stanford.
- For an encore, he scored a team-high 21 points on 5-of-6 shooting from the arc with four rebounds and two assists against Evansville.
- In addition to leading Drake in its first two MVC wins, the fifth-year senior has been a key component in the majority of Drake's wins this season and scored a team-high 12 points in the win at Southern Illinois.
- Below are Hines' stat lines from the Bulldogs' wins this season.

Opponent	FG-FGA	Pct	3FG-FGA	Pct	FT-FTA	Pct	Reb	A	Pts
vs. Rice	3-7	.429	3-6	.500	2-2	1.000	0	0	11
at Nevada	1-4	.250	1-4	.250	3-4	.750	4	1	6
IPFW	5-8	.625	3-6	.500	6-8	.750	3	2	19
NC Central	1-4	.250	0-2	.000	0-0	.000	2	0	2
Eastern Illinois	3-5	.600	3-4	.750	2-2	1.000	0	1	11
at Illinois State	9-17	.529	4-8	.500	1-3	.333	4	3	23
Evansville	6-9	.667	5-6	.833	4-4	1.000	4	2	21
Creighton	2-8	.250	1-4	.250	0-0	.000	5	1	5
at Southern Illinois	4-9	.444	4-8	.500	0-0	.000	0	0	12
Totals	34-71	.479	24-48	.500	18-23	.783	22	10	110/12.2

CARTER STRONG OFF THE BENCH

- Richard Carter followed up two strong showings off the bench by exploding for a career-high 20 points on 7-of-9 shooting from the field and matched a career-high seven rebounds against Creighton.
- For his efforts, ESPN.com named him its national sixth man of the day on Jan. 23.
- Prior to that, he scored a team-high 16 points with six assists in the loss at UNI.
- Below are his stats in the first five MVC games off the bench compared with the last five games.

Last Five	Category	First Five
11.8	Points/G	3.2
.442	FG%	.194
8.6	FGA	6.2
.571	3FG%	.000
3.3	3FGA	1.6
2.8	Assists/G	2.8

BENCH LEADING THE WAY

- Drake's reserves were a huge key in the upset win over Creighton as they accounted for 43 of the team's 74 points and outscored Creighton's bench, 43-14.
- That has been a recent trend for the Bulldogs with Drake's bench outscoring its opponents by a combined 141-106 in the last five games.
- On the season, Drake holds a 485-389 advantage in bench scoring for a difference of nearly five points per game.
- Drake's bench has only been outscored five times this season and just three times in MVC action.

LAST 10 MEETINGS

2008	Mar. 7	St. Louis	W, 68-46
2009	Jan. 7	Des Moines	W, 69-50
2009	Feb. 11	Terre Haute	L, 69-57
2009	Mar. 5	St. Louis	L, 62-55
2010	Jan. 3	Des Moines	L, 60-46
2010	Feb. 13	Terre Haute	L, 76-66
2011	Jan. 9	Des Moines	L, 62-57
2011	Feb. 12	Terre Haute	L, 75-63
2011	Dec. 28	Des Moines	W, 79-64
2012	Feb. 1	Terre Haute	L, 61-54

CAREER STATS VS. INDIANA STATE

	GP-GS	FG-FGA	PCT	3FG-FGA	PCT	FT-FTA	PCT	REB-AVG.	AST.	BLK	STL	PTS/AVG
Madison	2-2	9-10	.900	1-2	.500	5-6	.833	6-3.0	5	0	1	24/12.0
Jeffers	2-2	8-11	.727	3-4	.750	3-4	.750	6-3.0	2	0	1	22/11.0
Simons	6-3	23-51	.451	13-28	.464	3-5	.600	17-2.8	3	1	6	62/10.3
VanDeest	4-4	12-30	.400	0-2	.000	10-16	.625	13-3.3	3	1	3	34/8.5
Clarke	4-3	5-18	.278	0-1	.000	5-14	.357	24-6.0	3	1	3	15/3.8

FROM THE ARC ...

- The Bulldogs remain one of the top three-point shooting teams in the nation, ranking 10th in three-pointers per game (8.8) and 16th in three-point percentage (.392).
- With 10 guaranteed games left on the schedule, the Bulldogs are on pace to finish the season with 274 three-pointers, the third most in school history.
- Drake has shot below 40 percent from the three-point arc just nine times this season.
- Individually, Ben Simons leads the team with 2.4 three-pointers per game.
- Three-point shooting has been a hallmark of Drake teams under head coach Mark Phelps with the Bulldogs averaging 7.6 three-pointers per game on 36.7 percent shooting during Phelps' seasons at the helm of the squad.
- Of the top six seasons for three-pointers made, four have come during Phelps' tenure.
- Below is a summary of each team's three-point shooting over the past five seasons.

Season	3pt./G	3pt. pct.	NCAA Rank
2012-13	8.8	.387 (185-472)	19th
2011-12	6.2	.362 (212-585)	83rd
2010-11	6.5	.354 (203-573)	115th
2009-10	8.6	.381 (284-746)	31st
2008-09	8.1	.348 (266-765)	135th
Total	7.6	.367 (1151-3139)	

10 OR MORE

- Drake has made 10 or more three-pointers eight times this season and is 6-2 in those games. The losses to Xavier and Missouri State (Jan. 27) are the only two time the Bulldogs have connected from the arc 10 or more times and lost.
- Last season the Bulldogs had 10 or more three-pointers in a game just twice.
- Drake is second in the MVC in number of games with a three-pointer just behind league leading Creighton.
- Below are Drake's 10-plus three-pointer games and results as well as the MVC totals for 10-plus three-pointer games and such games in conference play.

Drake's 10+ Three-Pointer Games

Date	Opponent	3FG-FGA	Pct.	Result	Score
Nov. 10	William Jewell	15-24	.625	W	96-66
Nov. 23	vs. Rice	11-25	.440	W	77-66
Nov. 25	vs. Xavier	11-28	.393	L	70-74
Dec. 19	NC Central	10-21	.476	W	72-69
Dec. 22	Eastern Illinois	13-22	.591	W	74-56
Jan. 12	at Illinois State	10-24	.417	W	82-77
Jan. 16	Evansville	11-20	.550	W	83-69
Jan. 25	at Missouri State	11-28	.393	L	72-78

10+ Three-Pointers In a Game By MVC Teams

Team	Total Games/10+Three-Pointers	MVC Games
Creighton	11	6
Drake	8	3
Illinois State	6	3
Missouri State	4	2
Northern Iowa	4	1
Wichita State	2	1
Evansville	2	0
Indiana State	1	0
Southern Illinois	0	0
Bradley	0	0

SIMONS' STREAK ENDS ...

- Senior Ben Simons was held without a three-pointer in the loss at Creighton to end his streak of games with a three-pointer at 30, the longest in the Valley.
- He was also held without a three-pointer at Southern Illinois/
- In his 114 career games at Drake, he has only been held without a three-pointer 23 times and just four times in the last 55 games.

CHARTING THE DEFENSE

Below are the season scoring averages, field goal percentage, three-point field goal percentage, possessions, points per possession and turnover rate for each Drake opponent prior to facing the Bulldogs. Following that is each team's performance against Drake. Shaded cells indicate opponent was held below its season average.

Opponent	Pts.	FG%	3FG%	Poss.	Pts./Poss.	TO%
William Jewell	First game	First game	First game	First game	First game	First game
vs. Drake	66	.350	.133	72	0.92	19.4
Detroit	81	.412	.333	78.6	0.94	14.0
vs. Drake	85	.459	.300	83	1.03	18.1
California	76.3	.491	.429	71.0	1.08	19.3
vs. Drake	73	.472	.273	68	1.07	19.0
Rice	58.2	.359	.289	65.0	0.76	19.2
vs. Drake	66	.415	.375	64	1.04	12.6
Xavier	75.2	.554	.427	61.0	1.23	10.4
vs. Drake	74	.451	.333	69	1.08	17.4
Nevada	76.2	.444	.336	72.7	1.06	15.8
vs. Drake	66	.412	.300	72	0.92	20.9
St. Mary's	75.9	.497	.399	64.6	1.13	19.1
vs. Drake	88	.556	.423	73	1.21	27.6
IPFW	65.4	.404	.317	68.1	0.86	23.0
vs. Drake	64	.356	.294	84	0.76	24.9
Iowa State	82.4	.457	.360	76.5	1.08	20.0
vs. Drake	86	.441	.211	80	1.07	21.1
NC Central	67.7	.439	.304	66.3	0.89	23.4
vs. Drake	69	.482	.333	67	1.04	16.5
Eastern Illinois	56.1	.411	.432	62.4	0.89	20.7
vs. Drake	56	.452	.353	61	0.92	27.9
Bradley	71.2	.447	.274	69.2	1.02	17.0
vs. Drake	67	.418	.462	70	0.96	11.4
Wichita State	70.0	.451	.313	67.0	1.04	20.7
vs. Drake	75	.467	.480	68	1.10	17.6
Missouri State	58.4	.386	.282	62.9	0.84	17.8
vs. Drake	77	.510	.444	59	1.30	10.1
Creighton	79.5	.512	.437	67.8	1.17	16.9
vs. Drake	91	.642	.593	68	1.34	20.7
Illinois State	77.1	.484	.353	71.4	1.06	19.6
vs. Drake	77	.431	.350	74	1.04	16.2
Evansville	69.6	.450	.364	65.6	1.02	16.5
vs. Drake	69	.328	.263	78	0.88	20.5
UNI	68.3	.449	.363	66.0	0.99	18.8
vs. Drake	85	.600	.289	71	1.21	19.9
Creighton	78.9	.518	.452	67.1	1.18	17.6
vs. Drake	69	.450	.238	69	1.00	12.0
Missouri State	59.3	.399	.302	62.0	0.89	17.3
vs. Drake	78	.563	.545	64	1.22	14.1
Southern Illinois	65.2	.453	.345	65.3	0.97	19.0
vs. Drake	56	.365	.240	62	0.90	16.1
Indiana State	67.4	.441	.324	66.7	0.99	19.1

Shaded cells indicate opponent was held below season average in category
 * For overtime games, points and possessions are limited to 40 minutes for consistent comparison.



SIMONS HITS 1,000-POINT PLATEAU

- Ben Simons' 20 points against Xavier made him the 23rd player in Drake history to record 1,000 career points.
- Simons currently ranks 14th in all-time scoring at Drake. Below are those near him in the rankings.

Career Scoring

11.	1,277	Guy Guydon	1958-61
12.	1,257	Sam Roark	1986-90
13.	1,218	Ben Simons	2009-Pres
14.	1,205	Jonathan Cox	2005-09
15.	1,144	Klayton Korver	2003-08

- He also moved into the top five all-time at Drake in three-pointers. Below is where he currently ranks in that category.

Three-Pointers in a Career

1.	255	Josh Young	2006-10
2.	241	Luke McDonald	2001-03
		Klayton Korver	2003-08
4.	205	Ben Simons	2009-Present
5.	178	Armand LeVasseur	1996-2000
6.	169	Matt Woodley	1997-2000

REBOUNDING IMPROVING

- Drake has averaged 33.1 rebounds in MVC play, including a season-high 46 rebounds at Bradley.
- Drake averaged 30 rebounds per game during the non-conference season.
- Wichita State outrebounded Drake by one (34-33), however, the Shockers came into the game boasting a 9.3 advantage in rebounding margin on the season.
- At Illinois State, Drake held a 38-36 rebounding advantage and followed that up with a 36-33 advantage over Evansville and a 39-31 total over Creighton.
- In its eight conference games, there have only been 18 occurrences of a player stepping on the court and not recording at least one rebound.
- To get a better impression of the Bulldogs' improvement on the glass, below is a breakdown of the team's rebounding percentages in MVC and non-conference games.

MVC Games	Category	Non-Conference
32.8	Rebounds/G	30.0
.517	Rebounding Pct.	.485
23.7	Defensive Rebounds/G	22.8
.745	Defensive Rebounding Pct.	.686
9.1	Offensive Rebounds/G	7.2
.263	Offensive Rebounding Pct.	.223

DOUBLE-DOUBLE FEAT

- In the win at Illinois State, Jordan Clarke and Joey King each recorded a double-double.
- Clarke's came via a 16-point - on 7-of-7 shooting, with 11-rebound night while King added 11 points and 11 rebounds with a career-high four assists.
- It marked the first time two Bulldogs recorded a double-double since Jan. 24, 2009 when Jonathan Cox and Craig Stanley did the same.
- That accounted for a period of 125 games or 1,449 calendar days.
- This season in the MVC, a team has had two or more players notch a double-double in the same game just four times. Creighton's Gregory Echenique and Doug McDermott each had a double-double in their contest against Evansville while SIU's Jeff Early and Desmar Jackson have done it twice (SIU-Edwardsville, Nicholls State).

- Below is a summary of the Bulldogs' seven double-doubles this season. Coincidentally, none have come at home.

Player	Opponent	Date	Pts.	Reb.
Clarke	at Illinois State	Jan. 12	16	11
King	at Illinois State	Jan. 12	11	11
Simons	at Bradley	Dec. 29	13	10
Clarke	vs. Xavier	Nov. 25	12	11
Clarke	vs. Rice	Nov. 23	15	18
Clarke	vs. California	Nov. 22	11	10
Clarke	at Detroit	Nov. 17	17	10

SECOND-HALF DEFENSE LEADS TO FIRST TWO

MVC WINS

- While a pair of 80-point performances stole the show in wins over Illinois State and Evansville, it was the defense - especially in the second half - that ultimately secured those wins.
- At Illinois State, the Bulldogs faced a 9-point halftime deficit before the defense clamped down to hold ISU to 32.4 percent shooting from the field and 20 percent from the arc in the second half to allow for an 82-77 win.
- Against Evansville a 1-point halftime lead turned into as many as 16 points with the defense holding the Aces to 24.1 percent shooting and 7.7 percent from the arc in the second half.
- Below is a comparison of the first and second half defensive and offensive performances from those contests.

First Half	Category	Second Half
35.5	Points/Half	47.0
39.5	Points Allowed/Half	33.5
.429	FG%	.566
.483	Opponent FG%	.286
.364	3FG%	.591
.563	Opponent 3FG%	.130
37.4	Possessions/Half	36.2
0.95	Pts./Possession	1.30
1.05	Opponent Pts./Possession	0.91
21.4	Turnover Rate	20.7
26.6	Opponent Turnover Rate	12.2

PHELPS AMONG THE BEST ON THE DRAKE BENCH

- In his first four seasons at the helm of the Drake program, head coach Mark Phelps collected 62 victories, more than any other head coach in the program's history through their first four seasons.
- Below is where Phelps ranks in wins through the first four seasons at Drake

Wins In First Four Seasons at Drake

1.	62	Mark Phelps	2008-11
2.	55	Maury John	1958-61
3.	54	Tom Davis	2003-06
4.	51	Jack McClelland	1948-51
5.	45	Gary Garner	1981-84

- In just four seasons, Phelps already had more winning seasons than all but three of the Bulldogs' coaches since 1950 with two winning seasons. Below are the 11 Drake coaches since 1950, their winning seasons, total season and percentage of winning seasons in their career at Drake.

Coach	Winning		Total
	Seasons	Seasons Pct.	
Maury John (1958-70)	9	13	.692
Bob Ortegat (1974-80)	4	7	.571
Jack McClelland (1948-55)	3	8	.375
Mark Phelps (2008-Pres)	2	4	.500
Gary Garner (1981-1987)	2	7	.286
Keno Davis (2007)	1	1	1.000
John Bennington (1956-57)	1	2	.500
Tom Davis (2003-06)	1	4	.250

MVC STANDINGS

Through games played Jan. 30

	MVC	Overall
Creighton	8-2	19-3
Wichita St.	8-2	19-3
Indiana St.	7-3	14-7
Evansville	6-4	13-9
Bradley	5-5	13-9
N. Iowa	4-6	11-11
Drake	4-6	10-11
Missouri St.	4-6	6-16
Illinois St.	3-7	12-10
Southern Ill.	1-9	8-13

AROUND THE VALLEY

February 2

- Bradley at Creighton
- Evansville at Missouri State
- Wichita State at UNI
- Southern Illinois at Illinois State *
- Indiana State at Drake

February 5

- Evansville at Bradley
- Missouri State at UNI
- Wichita State at Southern Illinois

February 6

- Creighton at Indiana State
- Illinois State at Drake

February 9

- Southern Illinois at Indiana State
- Missouri State at Wichita State
- Illinois State at Creighton

PRESSURE FREE THROWS

Below is a look at each player's success in pressure free-throw situations in the final three minutes (and overtimes) of games when the score is within 10 points.

Player	2012-13	
	FT-FTA	Pct.
Chris Hines	6-6	1.000
Joey King	2-2	1.000
Richard Carter	4-6	.667
Ben Simons	9-12	.750
Micah Mason	1-2	.500
Jordan Clarke	1-4	.250

2012-13 POSSESSION STATS

	Drake	MVC Avg.	Division I
Possessions Per Game	70.8	66.8	67.8
Points Per Possession	1.00	1.01	0.98
Points Per Possession Allowed	1.05	0.97	0.98
Turnover Percentage	19.1	18.6	19.7



GAME-BY-GAME POSSESSION/TEMPO STATS

Date	Opponent	DU Pts./Poss.	Opp. Pts./Poss.	DU Floor Pct.	Opp. Floor Pct.	DU Turnover Pct.	Opp. Turnover Pct.	DU Efficiency Leader
11/10/12	William Jewell	1.19	0.83	52.0	42.0	19.9	18.0	Simons (23)
11/17/12	at Detroit	0.95	1.03	42.5	47.4	21.6	18.1	Clarke (21)
11/22/12	vs. California	1.00	1.07	46.0	53.0	14.2	19.0	VanDeest (16)
11/23/12	vs. Rice	1.24	1.04	56.7	42.6	12.8	12.6	Clarke (29)
11/25/12	vs. Xavier	0.97	1.08	44.7	49.2	16.6	17.4	King (19)
11/30/12	at Nevada	1.07	0.92	50.7	39.4	15.4	20.9	Carter (20)
12/05/12	Saint Mary's	0.97	1.21	40.0	55.4	18.6	27.6	Jeffers (15)
12/08/12	IPFW	0.98	0.76	42.6	38.8	21.1	24.9	Carter (19)
12/15/12	vs. Iowa State	0.95	1.07	42.1	53.9	17.3	21.1	VanDeest (17)
12/19/12	North Carolina Central	1.15	1.04	48.2	50.7	19.2	16.7	VanDeest (17)
12/22/12	Eastern Illinois	1.24	0.92	49.1	44.1	23.5	27.9	Mason (24)
12/29/12	at Bradley	0.78	0.96	40.8	44.4	23.3	11.4	VanDeest (13)
01/02/13	Wichita State	0.91	1.10	43.7	51.4	27.3	17.6	Mason/King (15)
01/05/13	Missouri State	1.02	1.30	49.2	61.8	15.7	10.1	King (21)
01/08/13	at Creighton	0.92	1.34	40.9	58.2	10.5	20.7	King (14)
01/12/13	at Illinois State	1.05	1.04	47.3	51.9	19.2	16.2	Clarke (23)
01/16/13	Evansville	1.06	0.88	45.2	37.8	20.4	20.4	Hines (24)
01/20/13	at UNI	0.77	1.21	37.8	51.6	21.0	19.9	Clarke (17)
01/23/13	Creighton	1.02	1.00	50.0	47.8	19.4	13.0	Carter (22)
01/27/13	at Missouri State	1.10	1.22	52.9	57.9	13.7	14.1	Simons/Mason (18)
01/30/13	at Southern Illinois	0.96	0.99	40.4	44.3	29.9	16.1	
	SEASON HIGH	1.24	1.34	56.7	61.8	29.9	27.9	Clarke (29)
	SEASON LOW	0.77	0.83	37.8	37.8	10.5	10.1	

LEADS AND SPECIALTY STATS

Date	Opponent	W/L	Score	Biggest Lead				Time in the lead			Biggest Run		In the Paint		Off Turnovers		2nd Chance		Fast Break	
				DU	Opp	Ties	LC	DU	Opp	Tied	DU	Opp	DU	Opp	DU	Opp	DU	Opp	DU	Opp
11/10/12	Wm. Jewell	W	96-66	35	4	3	1	34:44	3:34	1:42	12	5	32	22	18	17	13	18	14	4
11/17/12	at Detroit	L	85-79	4	14	4	3	5:19	32:40	2:01	9	13	35	36	22	26	14	8	12	14
11/22/12	vs. California	L	73-70	9	10	11	12	13:07	21:07	5:46	8	10	20	26	17	11	3	12	2	0
11/23/12	vs. Rice	W	77-66	13	6	2	8	32:55	6:14	0:51	10	8	16	20	4	6	12	5	2	0
11/25/12	vs. Xavier	L	74-70	4	11	3	8	8:11	28:59	2:50	7	11	18	32	15	14	15	9	0	0
11/30/12	at Nevada	W	76-66	15	4	7	6	34:29	3:09	3:22	6	5	28	12	9	12	14	0	12	9
12/05/12	St. Mary's	L	88-73	2	20	1	1	0:41	37:42	1:37	8	8	24	32	22	15	7	12	4	10
12/08/12	IPFW	W	74-64	16	NA	2	0	38:20	00:00	1:40	12	7	24	28	30	22	5	9	11	11
12/15/12	vs. Iowa State	L	86-77	7	10	2	4	4:59	33:30	1:31	11	8	38	40	17	19	4	11	4	10
12/19/12	NC Central	W	72-69	12	5	9	4	26:58	6:39	6:23	10	8	20	30	13	13	9	11	5	2
12/22/12	E. Illinois	W	74-56	24	2	4	4	34:52	2:39	2:29	14	8	16	18	18	18	10	6	6	2
12/29/12	at Bradley	L	67-57	1	18	3	4	0:40	36:30	2:50	10	8	16	26	6	23	13	5	8	10
01/02/13	Wichita State	L	75-63	NA	17	2	0	NA	39:17	0:43	12	9	24	26	14	29	9	14	5	8
01/05/13	Missouri State	L	77-65	2	16	1	1	0:25	36:37	2:57	8	8	28	24	6	17	10	13	2	2
01/08/13	at Creighton	L	91-61	NA	35	0	0	NA	39:16	0:44	5	14	20	26	16	11	11	9	0	4
01/12/13	at Ill. State	W	82-77	15	10	3	3	16:39	20:46	2:35	9	6	28	32	14	21	8	12	11	11
01/16/13	Evansville	W	86-69	16	10	7	16	17:56	18:29	3:35	10	8	18	18	17	12	7	6	7	4
01/20/13	at UNI	L	85-55	4	36	3	6	2:58	35:37	1:25	5	16	26	36	15	24	7	4	0	6
01/23/13	Creighton	W	74-69	16	7	5	4	27:26	9:06	3:28	12	9	20	32	9	17	5	5	8	4
01/27/13	at Mo. State	L	78-72	10	10	0	6	15:20	24:09	0:31	14	9	24	34	16	12	11	6	2	4
01/30/13	at SIU	W	61-56	10	5	4	4	26:45	10:17	2:58	8	6	18	22	12	21	6	7	5	4
	Biggest			35	36	11	16	34:52	39:17	5:46	14	16	35	36	22	29	15	18	14	14





2012-13

Saw 16 minutes of action, his most since the season opener, against Missouri State ... returned to the lineup against NC Central after a two-game absence ... scored two points in Anaheim against Rice and had two assists against Xavier ... was scoreless in five minutes of action at Detroit ... had seven points and four assists in the season opener ... scored five points with four rebounds and two assists in the exhibition against SBU ...

In his one season at Lake Forest Academy, the 6-foot-4, 205-pound guard averaged 27.6 points, six rebounds, five assists and three steals per game. Babineaux scored a season-high 48 points and followed up with 43 points in back-to-back games in late November.

Babineaux was a two-sport star at Folsom (Calif.) High School from 2007-11, earning three first-team all-league selections in basketball and two in football as a wide receiver and cornerback. His football statistics at Folsom included 64 receptions for 1,187 yards and 15 touchdowns in leading the school to a 2010 State Bowl championship.

Notes

Kori Babineaux enters his freshman season at Drake after playing one season at Lake Forest (Ill.) Academy. Prior to that he was a two-sport start in basketball and football at Folsom (Calif.) High School.

CAREER HIGHS

Points
 Career 7 William Jewell (11/10/12)
 Season 7 William Jewell (11/10/12)

Field Goals
 Career 3 William Jewell (11/10/12)
 Season 3 William Jewell (11/10/12)

Field Goal Attempts
 Career 8 William Jewell (11/10/12)
 Season 8 William Jewell (11/10/12)

3-Point Field Goals
 Career
 Season

3-Point Attempts
 Career 1 Missouri State (1/5/13) [4]
 Season 1 Missouri State (1/5/13) [4]

Free Throws
 Career 2 Eastern Illinois (12/22/12)
 Season 2 Eastern Illinois (12/22/12)

Free Throw Attempts
 Career 4 Eastern Illinois (12/22/12)
 Season 4 Eastern Illinois (12/22/12)

Rebounds
 Career 3 Saint Mary's (12/5/12)
 Season 3 Saint Mary's (12/5/12)

Assists
 Career 4 William Jewell (11/10/12)
 Season 4 William Jewell (11/10/12)

Steals
 Career
 Season

Blocks
 Career 1 Eastern Illinois (12/22/12)
 Season 1 Eastern Illinois (12/22/12)

BABINEAUX'S 2012-13 GAME-BY-GAME STATS

Opponent	Date	GS	Min	FGFGA	Pct	3FGFGA	Pct	FTFTA	Pct	Off	Def	Tot	Avg	PF	FO	A	TO	Blk	Stl	Pts	Avg			
WILLIAM JEWELL	11/10/12	19	3	8	.375	0	1	.000	1	3	.333	0	2	2	2.0	3	0	4	6	0	0	7	7.0	
at Detroit	11/17/12	5	0	0	.000	0	0	.000	0	0	.000	0	0	0	1.0	3	0	0	2	0	0	0	3.5	
vs California	11/22/12	14	0	2	.000	0	1	.000	0	0	.000	0	1	1	1.0	4	0	3	2	0	0	0	2.3	
vs Rice	11/23/12	13	1	4	.250	0	1	.000	0	1	.000	0	2	2	1.3	2	0	0	1	0	0	2	2.3	
vs Xavier	11/25/12	5	0	2	.000	0	1	.000	0	0	.000	1	0	1	1.2	0	0	2	1	0	0	0	1.8	
at Nevada	11/30/12	5	0	0	.000	0	0	.000	0	0	.000	0	0	0	1.0	1	0	0	0	0	0	0	1.5	
SAINT MARY'S	12/05/12	4	0	2	.000	0	0	.000	0	0	.000	1	2	3	1.3	1	0	1	1	0	0	0	1.3	
IPFW	12/08/12	DNP - Coach's Decision																						
vs. Iowa State	12/15/12	DNP - Coach's Decision																						
N.C. CENTRAL	12/19/12	1	0	0	.000	0	0	.000	0	1	.000	0	0	0	1.1	1	0	0	0	0	0	0	1.1	
EASTERN ILLINOIS	12/22/12	7	0	1	.000	0	0	.000	2	4	.500	0	0	0	1.0	4	0	1	3	1	0	2	1.2	
at Bradley	12/29/12	DNP - Coach's Decision																						
WICHITA STATE	01/02/13	DNP - Coach's Decision																						
MISSOURI STATE	01/05/13	16	1	4	.250	0	1	.000	0	2	.000	1	0	1	1.0	3	0	0	2	0	0	2	1.3	
at Creighton	01/08/13	6	0	0	.000	0	0	.000	1	2	.500	0	1	1	1.0	0	0	0	1	0	0	0	1.3	
at Illinois State	01/12/13	DNP - Coach's Decision																						
at UNI	01/20/13	4	1	3	.333	0	0	.000	0	0	.000	0	0	0	0.9	2	0	1	0	0	0	2	1.3	
CREIGHTON	01/23/13	DNP - Coach's Decision																						
at Missouri State	01/27/13	DNP - Coach's Decision																						
at Southern Illinois	01/30/13	3	0	1	.000	0	1	.000	0	0	.000	0	0	0	0.8	0	0	0	0	0	0	0	1.2	
Totals		0	102	6	27	.222	0	6	.000	4	13	.308	3	8	11	0.8	24	0	12	19	1	0	16	1.2

SEASON AVERAGES

Games played:	13
Minutes/game:	7.8
Points/game:	1.2
FG Pct:	22.2
3FG Pct:	0.0
FT Pct:	30.8
Rebounds/game:	0.8
Assists/game:	0.9
Turnovers/game:	1.5
Assist/turnover ratio:	0.6
Blocks/game:	0.1

MISCELLANEOUS STATS


Category	2012-13
Double-digit scoring	No
20+ point games	No
Double-digit rebounding	No
Double-doubles	No
Led Drake in scoring	No
Led Drake in rebounding	No
Led Drake in three-pointers	No
Led Drake in assists	1
Led Drake in steals	No
Led Drake in blocks	No
5+ assist games	No
3+ three-pointers	No
3+ steal games	No
3+ block games	No

BABINEAUX'S CAREER STATS

Year	GP	GS	Min	Avg	FG	FGA	Pct	3FG	3FGA	Pct	FT	FTA	Pct	Off	Def	Tot	Avg	PF	FO	Ast	TO	Blk	Stl	Pts	Avg
2012-13	13	0	102	7.8	6	27	.222	0	6	.000	4	13	.308	3	8	11	0.8	24	0	12	19	1	0	16	1.2
TOTAL	13	0	102	7.8	6	27	.222	0	6	.000	4	13	.308	3	8	11	0.8	24	0	12	19	1	0	16	1.2

BABINEAUX'S CAREER MVC STATS

Year	GP	GS	Min	Avg	FG	FGA	Pct	3FG	3FGA	Pct	FT	FTA	Pct	Off	Def	Tot	Avg	PF	FO	Ast	TO	Blk	Stl	Pts	Avg
2012-13	4	0	29	7.3	2	8	.250	0	2	.000	1	4	.250	1	1	2	0.5	5	0	1	3	0	0	5	1.3
TOTAL	4	0	29	7.3	2	8	.250	0	2	.000	1	4	.250	1	1	2	0.5	5	0	1	3	0	0	5	1.3



3
5-11 • 177 • Jr. **Guard**
Richard CARTER
Detroit, Mich. (Cloud County)

2012-13

Hit a crucial three-pointer in the final minute to seal the win at SIU ... scored a career-high 20 points with seven rebounds in the win over Creighton ... averaging 16.3 points in the last three games ... has had four or more assists in seven of the last 14 games ... had 13 points and six assists against Evansville ... had nine points and four assists against Iowa State ... recorded a career high in assists and steals against IPFW with eight and six ... had a team-high 16 points with a career-high seven rebounds at Nevada ... had four points and three assists in the loss to Xavier ... scored 13 points in the loss to Cal and had five assists in the win over Rice at the DIRECTV Classic ... playing in his hometown, scored 10 points with four assists and two steals at Detroit ... scored 19 points on 4-of-4 shooting

from the arc and his four assists led to 11 points against William Jewell ... was nearly perfect at the point with 10 assists and no turnovers in the exhibition against SBU ...

Richard Carter comes to Drake from Cloud County (Kansas) Community College, where he earned all-conference honors for two seasons. Carter was a prep star at Cody High School in Detroit, where he was first-team All-Metro and honorable mention Class A all-state.

Carter completed his sophomore season at Cloud County Community College in Concordia, Kan., in 2011-12, averaging 18.9 points and 5.3 assists per game to earn first-team Jayhawk West All-Conference and All-Region VI honors.

CARTER'S 2012-13 GAME-BY-GAME STATS

Opponent	Date	GS	Min	FG	FGA	Pct	3FG	3FGA	Pct	FT	FTA	Pct	Off	Def	Tot	Avg	PF	FO	A	TO	Blk	Stl	Pts	Avg	
WILLIAM JEWELL	11/10/12	*	19	7	10	.700	4	4	1.000	1	2	.500	0	4	4	4.0	1	0	4	3	0	0	19	19.0	
at Detroit	11/17/12	*	34	4	10	.400	0	2	.000	2	6	.333	0	2	2	3.0	4	0	4	5	0	2	10	14.5	
vs California	11/22/12	*	28	4	8	.500	2	2	1.000	3	6	.500	0	2	2	2.7	4	0	3	2	0	1	13	14.0	
vs Rice	11/23/12	*	26	3	9	.333	0	2	.000	0	0	.000	0	3	3	2.8	2	0	5	1	0	0	6	12.0	
vs Xavier	11/25/12	*	25	2	7	.286	0	1	.000	0	0	.000	0	2	2	2.6	3	0	3	1	0	2	4	10.4	
at Nevada	11/30/12	*	34	6	12	.500	1	2	.500	3	4	.750	0	7	7	3.3	2	0	4	1	0	2	16	11.3	
SAINT MARY'S	12/05/12	*	22	1	3	.333	0	0	.000	6	8	.750	0	1	1	3.0	3	0	4	4	0	1	8	10.9	
IPFW	12/08/12	*	29	3	6	.500	0	1	.000	0	0	.000	0	3	3	3.0	1	0	8	4	0	5	6	10.3	
vs Iowa State	12/15/12	*	25	2	10	.200	0	1	.000	5	5	1.000	1	1	2	2.9	3	0	4	4	0	1	9	10.1	
N.C. CENTRAL	12/19/12		23	3	5	.600	2	2	1.000	5	7	.714	0	1	1	2.7	2	0	5	2	0	1	13	10.4	
EASTERN ILLINOIS	12/22/12		11	1	1	1.000	0	0	.000	2	2	1.000	0	0	0	2.5	4	0	2	0	0	2	4	9.8	
at Bradley	12/29/12		28	1	7	.143	0	3	.000	0	0	.000	1	1	2	2.4	1	0	5	3	0	1	2	9.2	
WICHITA STATE	01/02/13		16	1	5	.200	0	1	.000	1	2	.500	1	1	2	2.4	1	0	2	3	0	0	3	8.7	
MISSOURI STATE	01/05/13	*	24	1	7	.143	0	2	.000	3	4	.750	1	1	2	2.4	4	0	3	2	0	0	5	8.4	
at Creighton	01/08/13		16	3	8	.375	0	1	.000	0	0	.000	0	2	2	2.3	1	0	2	0	0	1	6	8.3	
at Illinois State	01/12/13		12	0	4	.000	0	1	.000	0	0	.000	1	0	1	2.3	1	0	2	1	0	0	0	7.8	
EVANSVILLE	01/16/13		25	3	8	.375	2	3	.667	5	6	.833	0	1	1	2.2	4	0	6	3	0	1	13	8.1	
at UNI	01/20/13		28	6	12	.500	2	4	.500	2	4	.500	0	2	2	2.2	2	0	2	3	0	0	16	8.5	
CREIGHTON	01/23/13		29	7	9	.778	2	2	1.000	4	7	.571	0	7	7	2.4	4	0	2	2	0	1	20	9.1	
at Missouri State	01/27/13		15	1	8	.125	1	4	.250	0	0	.000	0	0	0	2.3	4	0	1	2	0	0	3	8.8	
at Southern Illinois	01/30/13		22	2	6	.333	1	1	1.000	2	4	.500	0	0	0	2.2	2	0	0	2	0	2	7	8.7	
Totals			10	491	61	155	.394	17	39	.436	44	67	.657	5	41	46	2.2	53	0	71	48	0	23	183	8.7

CAREER HIGHS

Points
Career 20 Creighton (1/23/13)
Season 20 Creighton (1/23/13)

Field Goals
Career 7 Creighton (1/23/13) [2]
Season 7 Creighton (1/23/13) [2]

Field Goal Attempts
Career 12 at UNI (1/20/13) [2]
Season 12 at UNI (1/20/13) [2]

3-Point Field Goals
Career 4 William Jewell (11/10/12)
Season 4 William Jewell (11/10/12)

3-Point Attempts
Career 4 at UNI (1/20/13) [2]
Season 4 at UNI (1/20/13) [2]

Free Throws
Career 6 Saint Mary's (12/5/12)
Season 6 Saint Mary's (12/5/12)

Free Throw Attempts
Career 8 Saint Mary's (12/5/12)
Season 8 Saint Mary's (12/5/12)

Rebounds
Career 7 Creighton (1/23/13) [2]
Season 7 Creighton (1/23/13) [2]

Assists
Career 8 IPFW (12/8/12)
Season 8 IPFW (12/8/12)

Steals
Career 5 IPFW (12/8/12)
Season 5 IPFW (12/8/12)

Blocks
Career
Season

SEASON AVERAGES

Games played:	21
Minutes/game:	23.4
Points/game:	8.7
FG Pct:	39.4
3FG Pct:	43.6
FT Pct:	65.7
Rebounds/game:	2.2
Assists/game:	3.4
Turnovers/game:	2.3
Assist/turnover ratio:	1.5
Steals/game:	1.1

MISCELLANEOUS STATS

Category	2012-13
Double-digit scoring	8
20+ point games	1
Double-digit rebounding	No
Double-doubles	No
Led Drake in scoring	4
Led Drake in rebounding	2
Led Drake in three-pointers	2
Led Drake in assists	13
Led Drake in steals	6
Led Drake in blocks	No
5+ assist games	5
3+ three-pointers	1
3+ steal games	1
3+ block games	No

CARTER'S CAREER STATS

Year	GP	GS	Min	Avg	FG	FGA	Pct	3FG	3FGA	Pct	FT	FTA	Pct	Off	Def	Tot	Avg	PF	FO	Ast	TO	Blk	Stl	Pts	Avg
2012-13	21	10	491	23.4	61	155	.394	17	39	.436	44	67	.657	5	41	46	2.2	53	0	71	48	0	23	183	8.7
TOTAL	21	10	491	23.4	61	155	.394	17	39	.436	44	67	.657	5	41	46	2.2	53	0	71	48	0	23	183	8.7

CARTER'S CAREER MVC STATS

Year	GP	GS	Min	Avg	FG	FGA	Pct	3FG	3FGA	Pct	FT	FTA	Pct	Off	Def	Tot	Avg	PF	FO	Ast	TO	Blk	Stl	Pts	Avg
2012-13	10	1	215	21.5	25	74	.338	8	22	.364	17	27	.630	4	15	19	1.9	24	0	25	21	0	6	75	7.5
TOTAL	10	1	215	21.5	25	74	.338	8	22	.364	17	27	.630	4	15	19	1.9	24	0	25	21	0	6	75	7.5



1
6-8 • 256 • Sr. Forward
Jordan CLARKE
Rockville, Md. (Vermont)

CAREER HIGHS

Points
Career 18 Evansville (2/12/12)
Season 17 at Detroit (11/17/12)

Field Goals
Career 7 at Illinois State (1/12/13) [2]
Season 7 at Illinois State (1/12/13)

Field Goal Attempts
Career 11 Evansville (2/12/12)
Season 10 at Nevada (11/30/12)

3-Point Field Goals
Career 1 vs Xavier (11/25/12) [5]
Season 1 vs Xavier (11/25/12) [4]

3-Point Attempts
Career 2 Texas Southern (11/13/11)
Season 2 at Bradley (12/29/12)

Free Throws
Career 8 vs Rice (11/23/12)
Season 8 vs Rice (11/23/12)

Free Throw Attempts
Career 13 at Nevada (11/30/12) [2]
Season 13 at Nevada (11/30/12) [2]

Rebounds
Career 18 vs Rice (11/23/12)
Season 18 vs Rice (11/23/12)

Assists
Career 6 Detroit (2/19/11)
Season 4 at Missouri State (1/27/13) [3]

Steals
Career 4 North Dakota (3/14/12)
Season 3 at UNI (1/20/13) [2]

Blocks
Career 3 Evansville (1/16/13)
Season 3 Evansville (1/16/13)

2012-13

Second in the MVC in rebounding with 8.1 boards per game ... had a 16-point, 11-rebound double-double at Illinois State ... returned from an illness that hampered him during the Saint Mary's game to haul in 11 rebounds against IPFW with nine points ... scored 15 points with six boards, four offensive, at Nevada ... named to the DirecTV Classic all-tournament team with three double-doubles and a tournament record 39 total rebounds ... set a DIRECTV Classic tournament record with 18 rebounds against Rice for his third consecutive double-double ... recorded a double-double with a game-high 17 points and 10 rebounds while shooting 6-of-7 and making a critical three-pointer in the final seconds at Detroit ... his double-double was his third in his last 11 games and he

has had 10 or more rebounds in four of his last five games ... is 9-of-10 from the field this season ... Recorded seven points with four assists in the win over William Jewell ... had six points, five boards and three assists in the exhibition against SBU ...

Powerful inside presence that battled through injuries and opposing post players to have a successful 2011-12 season, playing primarily center...chosen team co-captain for 2011-12 by his teammates, along with Ben Simons... hosting a 3.24 GPA he was selected to the MVC Scholar-Athlete second-team for the 2011-12 season...Clarke's 49 steals as a center in 2011-12 were the most by a Drake player at the position in school history.

CLARKE'S 2012-13 GAME-BY-GAME STATS

Opponent	Date	GS	Min	FG	FGA	Pct	3FG	3FGA	Pct	FT	FTA	Pct	Off	Def	Tot	Avg	PF	FO	A	TO	Blk	Stl	Pts	Avg		
WILLIAM JEWELL	11/10/12	*	21	3	3	1.000	0	0	.000	1	3	.333	3	4	7	7.0	1	0	4	0	1	2	7	7.0		
at Detroit	11/17/12	*	31	6	7	.857	1	1	1.000	4	10	.400	4	6	10	8.5	4	0	2	2	1	2	17	12.0		
vs California	11/22/12	*	30	4	7	.571	1	1	1.000	2	6	.333	2	8	10	9.0	2	0	2	1	1	0	11	11.7		
vs Rice	11/23/12	*	35	3	5	.600	1	1	1.000	8	13	.615	7	11	18	11.3	2	0	4	1	2	2	15	12.5		
vs Xavier	11/25/12	*	31	4	8	.500	1	1	1.000	3	5	.600	3	8	11	11.2	4	0	3	2	0	1	12	12.4		
at Nevada	11/30/12	*	35	5	10	.500	0	1	.000	5	13	.385	4	2	6	10.3	2	0	2	0	0	2	15	12.8		
SAINT MARY'S	12/05/12	*	9	0	4	.000	0	0	.000	2	4	.500	3	2	5	9.6	1	0	0	0	0	1	2	11.3		
IPFW	12/08/12	*	33	2	4	.500	0	0	.000	5	10	.500	1	10	11	9.8	4	0	0	1	0	0	9	11.0		
vs Iowa State	12/15/12	*	25	3	5	.600	0	1	.000	0	2	.000	2	5	7	9.4	5	1	0	1	0	1	6	10.4		
N.C. CENTRAL	12/19/12	*	16	1	2	.500	0	0	.000	2	4	.500	1	2	3	8.8	1	0	2	1	0	1	4	9.8		
EASTERN ILLINOIS	12/22/12																									
DNP - Injury (Knee)																										
at Bradley	12/29/12	*	31	1	4	.250	0	2	.000	1	2	.500	3	5	8	8.7	3	0	0	4	0	2	3	9.2		
WICHITA STATE	01/02/13	*	21	0	1	.000	0	0	.000	0	0	.000	0	5	5	8.4	1	0	0	2	0	2	0	8.4		
MISSOURI STATE	01/05/13	*	21	1	3	.333	0	0	.000	0	0	.000	3	2	5	8.2	4	0	1	1	0	0	2	7.9		
at Creighton	01/08/13	*	22	3	6	.500	0	0	.000	5	7	.714	2	2	4	7.9	2	0	0	0	0	1	11	8.1		
at Illinois State	01/12/13	*	31	7	7	1.000	0	0	.000	2	4	.500	2	9	11	8.1	4	0	0	1	0	1	16	8.7		
EVANSVILLE	01/16/13	*	25	2	5	.400	0	0	.000	0	2	.000	1	8	9	8.1	3	0	1	2	3	3	4	8.4		
at UNI	01/20/13	*	26	5	7	.714	0	0	.000	0	0	.000	6	2	8	8.1	2	0	1	1	0	3	10	8.5		
CREIGHTON	01/23/13	*	24	2	4	.500	0	0	.000	2	5	.400	4	3	7	8.1	4	0	0	3	0	1	6	8.3		
at Missouri State	01/27/13	*	35	3	7	.429	0	0	.000	3	8	.375	4	7	11	8.2	3	0	4	1	0	1	9	8.4		
at Southern Illinois	01/30/13	*	33	3	5	.600	0	0	.000	5	6	.833	3	3	6	8.1	2	0	1	3	0	0	11	8.5		
Totals			20	535	58	104	.558	4	8	.500	50	104	.481	58	104	162	8.1	54	1	27	27	8	26	170	8.5	

SEASON AVERAGES

Games played:	20
Minutes/game:	26.8
Points/game:	8.5
FG Pct:	55.8
3FG Pct:	50.0
FT Pct:	48.1
Rebounds/game:	8.1
Assists/game:	1.4
Turnovers/game:	1.4
Assist/turnover ratio:	1.0
Steals/game:	1.3
Blocks/game:	0.4

MISCELLANEOUS STATS

Category	2012-13
Double-digit scoring	9
20+ point games	No
Double-digit rebounding	7
Double-doubles	5
Led Drake in scoring	1
Led Drake in rebounding	13
Led Drake in three-pointers	No
Led Drake in assists	3
Led Drake in steals	9
Led Drake in blocks	5
5+ assist games	No
3+ three-pointers	No
3+ steal games	2
3+ block games	1

CLARKE'S CAREER STATS

Year	GP	GS	Min	Avg	FG	FGA	Pct	3FG	3FGA	Pct	FT	FTA	Pct	Off	Def	Tot	Avg	PF	FO	Ast	TO	Blk	Stl	Pts	Avg
2010-11	19	17	394	20.7	35	90	.389	1	8	.125	30	61	.492	43	47	90	4.7	62	3	25	30	5	25	101	5.3
2011-12	34	33	806	23.7	76	152	.500	0	1	.000	51	117	.436	81	158	239	7.0	100	3	37	51	16	49	203	6.0
2012-13	20	20	535	26.8	58	104	.558	4	8	.500	50	104	.481	58	104	162	8.1	54	1	27	27	8	26	170	8.5
TOTAL	73	70	1735	23.8	169	346	.488	5	17	.294	131	282	.465	182	309	491	6.7	216	7	89	108	29	100	474	6.5

CLARKE'S CAREER MVC STATS

Year	GP	GS	Min	Avg	FG	FGA	Pct	3FG	3FGA	Pct	FT	FTA	Pct	Off	Def	Tot	Avg	PF	FO	Ast	TO	Blk	Stl	Pts	Avg
2010-11	14	13	302	21.6	29	68	.426	1	5	.200	24	48	.500	32	32	64	4.6	45	3	15	22	4	18	83	5.9
2011-12	18	17	393	21.8	32	64	.500	0	0	.000	20	53	.377	34	71	105	5.8	50	1	16	24	8	20	84	4.7
2012-13	10	10	269	26.9	27	49	.551	0	2	.000	18	34	.529	28	46	74	7.4	28	0	8	18	3	14	72	7.2
TOTAL	42	40	964	23.0	88	181	.486	1	7	.143	62	135	.459	94	149	243	5.8	123	4	39	64	15	52	239	5.7



2012-13

Had a team-high 12 points in the win at SIU ... has scored 68 points in the last six games including a team-high 21 points in the win over Evansville ... exploded for a career-high 23 points in the win at Illinois State ... has had 64 points on 23-of-54 shooting in the last six games ... had 13 points with two assists and three steals against Iowa State ... scored his most points at Drake with 19 against IPFW, two short of a career high ... scored six points with four boards at Nevada ... had six points, four on free throws with two steals against Xavier ... scored 11 points in 18 minutes in the win over Rice ... made his Drake debut with 14 points in 26 minutes including four straight free throws in the final minutes to keep Drake's comeback hopes alive at Detroit ... did not play in the season opener or exhibition

due to a right leg injury ...

Has one season of eligibility remaining to play at Drake following three seasons of play and one redshirt year at the University of Utah. After earning his undergraduate degree from Utah in May 2012, he is eligible to play immediately in 2012-13 for the Bulldogs.

College -- Hines played three seasons at Utah (2009-12) after redshirting his first year in 2008-09. Last year, as a redshirt-junior, he started 26 of the Utes' 29 games and ranked second on the team in scoring (9.6), while leading the team in three-point field goals (66), competing in the Pac-12. Playing 30.4 minutes per game (2nd on team), Hines also added 2.3 rebounds and 1.7 steals per game.

HINES' 2012-13 GAME-BY-GAME STATS

Opponent	Date	GS	Min	FG	FGA	Pct	3FG	3FGA	Pct	FT	FTA	Pct	Off	Def	Tot	Avg	PF	FO	A	TO	Blk	Stl	Pts	Avg	
WILLIAM JEWELL	11/10/12			DNP - Injury (Knee)																					
at Detroit	11/17/12		26	4	9	.444	1	2	.500	5	6	.833	0	4	4	4.0	2	0	1	0	0	0	14	14.0	
vs California	11/22/12	*	21	1	3	.333	1	3	.333	2	2	1.000	0	1	1	2.5	3	0	1	1	0	0	5	9.5	
vs Rice	11/23/12	*	18	3	7	.429	3	6	.500	2	2	1.000	0	0	0	1.7	1	0	0	1	0	0	11	10.0	
vs Xavier	11/25/12	*	25	1	7	.143	0	2	.000	4	4	1.000	1	3	4	2.3	2	0	1	3	1	2	6	9.0	
at Nevada	11/30/12	*	22	1	4	.250	1	4	.250	3	4	.750	1	3	4	2.6	3	0	1	2	0	0	6	8.4	
SAINT MARY'S	12/05/12	*	23	1	6	.167	1	4	.250	1	2	.500	0	0	0	2.2	3	0	0	0	0	1	4	7.7	
IPFW	12/08/12	*	29	5	8	.625	3	6	.500	6	8	.750	0	3	3	2.3	5	1	2	1	0	1	19	9.3	
vs Iowa State	12/15/12	*	32	4	10	.400	2	5	.400	3	4	.750	1	3	4	2.5	1	0	2	2	0	3	13	9.8	
N.C. CENTRAL	12/19/12	*	25	1	4	.250	0	2	.000	0	0	.000	0	2	2	2.4	0	0	0	0	0	0	2	8.9	
EASTERN ILLINOIS	12/22/12	*	21	3	5	.600	3	4	.750	2	2	1.000	0	0	0	2.2	2	0	1	1	0	0	11	9.1	
at Bradley	12/29/12	*	30	3	8	.375	3	6	.500	2	2	1.000	0	3	3	2.3	2	0	0	0	0	0	11	9.3	
WICHITA STATE	01/02/13	*	27	4	11	.364	1	7	.143	0	0	.000	0	2	2	2.3	1	0	1	3	0	0	9	9.3	
MISSOURI STATE	01/05/13	*	35	4	8	.500	0	3	.000	2	2	1.000	0	3	3	2.3	5	1	1	1	0	0	10	9.3	
at Creighton	01/08/13	*	19	0	5	.000	0	4	.000	0	0	.000	0	1	1	2.2	1	0	0	0	0	1	0	8.6	
at Illinois State	01/12/13	*	36	9	17	.529	4	8	.500	1	3	.333	0	4	4	2.3	1	0	3	2	0	3	23	9.6	
EVANSVILLE	01/16/13	*	34	6	9	.667	5	6	.833	4	4	1.000	0	4	4	2.4	2	0	2	1	1	1	21	10.3	
at UNI	01/20/13	*	18	1	4	.250	1	3	.333	0	0	.000	0	0	0	2.3	1	0	1	3	0	0	3	9.9	
CREIGHTON	01/23/13	*	24	2	8	.250	1	4	.250	0	0	.000	1	4	5	2.4	0	0	1	1	0	0	5	9.6	
at Missouri State	01/27/13	*	30	2	7	.286	0	5	.000	0	1	.000	0	0	0	2.3	2	0	2	3	0	0	4	9.3	
at Southern Illinois	01/30/13	*	27	4	9	.444	4	8	.500	0	0	.000	0	0	0	2.2	4	0	0	2	0	0	12	9.5	
Totals			19	522	59	149	.396	34	92	.370	37	46	.804	4	40	44	2.2	41	2	19	28	2	12	189	9.5

CAREER HIGHS

Points
 Career 23 at Illinois State (1/12/13)
 Season 23 at Illinois State (1/12/13)

Field Goals
 Career 9 at Illinois State (1/12/13) [2]
 Season 9 at Illinois State (1/12/13)

Field Goal Attempts
 Career 17 at Illinois State (1/12/13) [2]
 Season 17 at Illinois State (1/12/13)

3-Point Field Goals
 Career 5 Evansville (1/16/13) [2]
 Season 5 Evansville (1/16/13)

3-Point Attempts
 Career 10 Stanford (1/12/12)
 Season 8 at Southern Illinois (1/30/13) [2]

Free Throws
 Career 6 IPFW (12/8/12)
 Season 6 IPFW (12/8/12)

Free Throw Attempts
 Career 8 IPFW (12/8/12)
 Season 8 IPFW (12/8/12)

Rebounds
 Career 7 Stanford (2/25/12)
 Season 5 Creighton (1/23/13)

Assists
 Career 3 at Illinois State (1/12/13)
 Season 3 at Illinois State (1/12/13)

Steals
 Career 3 at Illinois State (1/12/13) [3]
 Season 3 at Illinois State (1/12/13) [2]

Blocks
 Career 1 Evansville (1/16/13) [3]
 Season 1 Evansville (1/16/13) [2]

SEASON AVERAGES

Games played:	20
Minutes/game:	26.1
Points/game:	9.5
FG Pct:	39.6
3FG Pct:	37.0
FT Pct:	80.4
Rebounds/game:	2.2
Assists/game:	1.0
Turnovers/game:	1.4
Assist/turnover ratio:	0.7
Steals/game:	0.6
Blocks/game:	0.1

MISCELLANEOUS STATS

Category	2012-13
Double-digit scoring	10
20+ point games	2
Double-digit rebounding	No
Double-doubles	No
Led Drake in scoring	4
Led Drake in rebounding	No
Led Drake in three-pointers	6
Led Drake in assists	No
Led Drake in steals	3
Led Drake in blocks	1
5+ assist games	No
3+ three-pointers	7
3+ steal games	2
3+ block games	No

HINES' CAREER STATS

Year	GP	GS	Min	Avg	FG	FGA	Pct	3FG	3FGA	Pct	FT	FTA	Pct	Off	Def	Tot	Avg	PF	FO	Ast	TO	Blk	Stl	Pts	Avg
2009-10	27	0	224	8.3	26	64	.406	14	32	.438	21	35	.600	7	16	23	0.9	31	0	6	18	2	6	87	3.2
2010-11	30	12	530	17.7	49	133	.368	31	84	.369	18	29	.621	10	28	38	1.3	47	0	17	34	0	10	147	4.9
2011-12	28	25	844	30.1	92	278	.331	64	188	.340	22	30	.733	7	53	60	2.1	41	0	17	38	1	15	270	9.6
2012-13	20	19	522	26.1	59	149	.396	34	92	.370	37	46	.804	4	40	44	2.2	41	2	19	28	2	12	189	9.5
Total	105	56	2120	20.2	226	624	.362	143	396	.361	98	140	.700	28	137	165	1.6	160	2	59	118	5	43	693	6.6

HINES' CAREER MVC STATS

Year	GP	GS	Min	Avg	FG	FGA	Pct	3FG	3FGA	Pct	FT	FTA	Pct	Off	Def	Tot	Avg	PF	FO	Ast	TO	Blk	Stl	Pts	Avg
2012-13	10	10	280	28.0	35	86	.407	19	54	.352	9	12	.750	1	21	22	2.2	19	1	11	16	1	5	98	9.8
TOTAL	10	10	280	28.0	35	86	.407	19	54	.352	9	12	.750	1	21	22	2.2	19	1	11	16	1	5	98	9.8



10
6-6 • 216 • RSo. Forward

Jeremy JEFFERS
Wilson, N.C. (Greenfield)

CAREER HIGHS
Points
Career 16 Saint Mary's (12/5/12)
Season 16 Saint Mary's (12/5/12)

Field Goals
Career 6 Indiana State (12/28/11)
Season 4 Saint Mary's (12/5/12)

Field Goal Attempts
Career 12 Creighton (3/2/12)
Season 7 Saint Mary's (12/5/12)

3-Point Field Goals
Career 4 Evansville (2/12/12)
Season 3 Creighton (1/23/13) [2]

3-Point Attempts
Career 7 at Illinois State (2/8/12)
Season 6 at Missouri State (1/27/13)

Free Throws
Career 7 Saint Mary's (12/5/12)
Season 7 Saint Mary's (12/5/12)

Free Throw Attempts
Career 8 Saint Mary's (12/5/12)
Season 8 Saint Mary's (12/5/12)

Rebounds
Career 6 at Evansville (1/13/12)
Season 5 at Nevada (11/30/12)

Assists
Career 5 Iowa State (11/22/09)
Season 2 at Southern Illinois (1/30/13) [4]

Steals
Career 2 Saint Mary's (12/5/12) [2]
Season 2 Saint Mary's (12/5/12)

Blocks
Career 1 William Jewell (11/10/12)
Season 1 William Jewell (11/10/12)

2012-13
Was 2-of-4 from the arc at Missouri State ... had a streak of five straight three-pointers against Creighton and MSU ... scored 11 points on 3-fo-3 shooting and was effective in guarding Doug McDermott in the win over Creighton ... scored eight points, his second most of the season in 16 minutes on 3-fo-5 shooting at UN ... played 17 minutes with five points at Creighton on 2-of-5 shooting ... scored a career-high 16 points against Saint Mary's ... came off the bench on fire to score 11 points on 3-of-3 shooting from the arc at Nevada ... hit a three-pointer to finish with three points at Detroit ... played 11 minutes with four points in the opener ... did not play in the exhibition against SBU due to a concussion suffered in practice ...

Versatile wing with excellent court vision for player his size, Jeffers made an impact after redshirting in 2010-11. In seven games before being sidelined the terrific passer and ball handler showed flashes of talent and promise, then averaged 9.3 points, 2.5 rebounds and 2 assists in four games on Drake's foreign tour to Australia and New Zealand in August 2011.

Played in every game in 2011-12 and moved into the starting lineup in the eighth game of the season against Air Force (12/3), he's started all but one game since. Finished fourth on the team in scoring with 7.1 points a game and held the best three-point percentage at 43 percent.

JEFFERS' 2012-13 GAME-BY-GAME STATS

Opponent	Date	GS	Min	FG FGA	Pct	3FG FGA	Pct	FT FTA	Pct	Off	Def	Tot	Avg	PF	FO	A	TO	Blk	Stl	Pts	Avg			
WILLIAM JEWELL	11/10/12	11	0	1	.000	0	0	.000	4	4	1.000	0	3	3	3.0	0	0	0	1	0	4	4.0		
at Detroit	11/17/12	15	1	3	.333	1	3	.333	0	0	.000	0	0	0	1.5	0	0	2	0	0	3	3.5		
vs California	11/22/12	3	0	1	.000	0	1	.000	0	0	.000	0	0	0	1.0	0	0	0	0	0	0	2.3		
vs Rice	11/23/12	6	0	1	.000	0	1	.000	0	0	.000	0	0	0	0.8	1	0	0	0	0	0	1.8		
vs Xavier	11/25/12	1	0	0	.000	0	0	.000	0	0	.000	0	0	0	0.6	0	0	0	0	0	0	1.4		
at Nevada	11/30/12	20	3	5	.600	3	3	1.000	2	2	1.000	0	5	5	1.3	2	0	2	2	0	11	3.0		
SAINT MARY'S	12/05/12	23	4	7	.571	1	3	.333	7	8	.875	0	1	1	1.3	1	0	2	2	0	2	16	4.9	
IPFW	12/08/12	12	2	4	.500	0	2	.000	0	0	.000	0	0	0	1.1	1	0	0	0	0	1	4	4.8	
vs Iowa State	12/15/12	11	0	2	.000	0	0	.000	0	0	.000	0	1	1	1.1	5	1	1	0	0	0	4.2		
N.C. CENTRAL	12/19/12	4	0	0	.000	0	0	.000	0	0	.000	0	1	1	1.1	0	0	0	0	0	0	0	3.8	
EASTERN ILLINOIS	12/22/12	16	1	3	.333	0	2	.000	0	0	.000	1	0	1	1.1	2	0	0	1	0	1	2	3.6	
at Bradley	12/29/12	1	0	0	.000	0	0	.000	0	0	.000	0	0	0	1.0	0	0	0	0	0	0	0	3.3	
WICHITA STATE	01/02/13	DNP - Coach's Decision																						
MISSOURI STATE	01/05/13	6	0	2	.000	0	1	.000	0	0	.000	1	1	2	1.1	2	0	1	0	0	0	3.1		
at Creighton	01/08/13	17	2	5	.400	1	2	.500	0	0	.000	0	1	1	1.1	0	0	1	0	0	1	5	3.2	
at Illinois State	01/12/13	6	0	1	.000	0	1	.000	0	0	.000	0	0	0	1.0	1	0	0	1	0	0	0	3.0	
EVANSVILLE	01/16/13	16	1	5	.200	0	2	.000	0	0	.000	0	3	3	1.1	1	0	1	1	0	1	2	2.9	
at UNI	01/20/13	16	3	5	.600	1	2	.500	1	1	1.000	1	0	1	1.1	1	0	0	0	0	0	8	3.2	
CREIGHTON	01/23/13	15	3	6	.500	3	3	1.000	2	2	1.000	1	1	2	1.2	2	0	2	2	0	0	11	3.7	
at Missouri State	01/27/13	20	2	5	.400	2	4	.500	0	0	.000	0	3	3	1.3	2	0	1	0	0	0	6	3.8	
at Southern Illinois	01/30/13	13	1	2	.500	0	0	.000	0	0	.000	0	1	1	1.3	0	0	2	1	0	0	2	3.7	
Totals		0	232	23	58	.397	12	30	.400	16	17	.941	4	21	25	1.3	21	1	12	14	1	6	74	3.7

SEASON AVERAGES

Games played:	20
Minutes/game:	11.6
Points/game:	3.7
FG Pct:	39.7
3FG Pct:	40.0
FT Pct:	94.1
Rebounds/game:	1.3
Assists/game:	0.6
Turnovers/game:	0.7
Assist/turnover ratio:	0.9
Steals/game:	0.3
Blocks/game:	0.1

MISCELLANEOUS STATS

Category	2012-13
Double-digit scoring	3
20+ point games	No
Double-digit rebounding	No
Double-doubles	No
Led Drake in scoring	1
Led Drake in rebounding	No
Led Drake in three-pointers	2
Led Drake in assists	1
Led Drake in steals	No
Led Drake in blocks	1
5+ assist games	No
3+ three-pointers	2
3+ steal games	No
3+ block games	No

JEFFERS' CAREER STATS

Year	GP	GS	Min	Avg	FG	FGA	Pct	3FG	3FGA	Pct	FT	FTA	Pct	Off	Def	Tot	Avg	PF	FO	Ast	TO	Blk	Stl	Pts	Avg
2010-11	7	0	65	9.3	3	19	.158	1	7	.143	4	7	.571	0	4	4	0.6	4	0	3	7	0	1	11	1.6
2011-12	34	26	882	25.9	82	180	.456	32	74	.432	47	60	.783	9	79	88	2.6	79	2	32	31	0	10	243	7.1
2012-13	20	0	232	11.6	23	58	.397	12	30	.400	16	17	.941	4	21	25	1.3	21	1	12	14	1	6	74	3.7
TOTAL	61	26	1179	19.3	108	257	.420	45	111	.405	67	84	.798	13	104	117	1.9	104	3	47	52	1	17	328	5.4

JEFFERS' CAREER MVC STATS

Year	GP	GS	Min	Avg	FG	FGA	Pct	3FG	3FGA	Pct	FT	FTA	Pct	Off	Def	Tot	Avg	PF	FO	Ast	TO	Blk	Stl	Pts	Avg
2011-12	18	17	505	28.1	48	95	.505	22	46	.478	21	29	.724	4	45	49	2.7	47	2	16	18	0	8	139	7.7
2012-13	9	0	110	12.2	12	31	.387	7	15	.467	3	3	1.000	3	10	13	1.4	9	0	7	6	0	2	34	3.8
TOTAL	27	17	615	22.8	60	126	.476	29	61	.475	24	32	.750	7	55	62	2.3	56	2	23	24	0	10	173	6.4



2012-13

Scored 10 points in 13 minutes on 4-of-4 shooting at SIU ... is fourth in freshman scoring and first in rebounding in MVC games ... notched his first double-double with 11 points and 11 rebounds at Illinois State ... had a team-high 17 points at Creighton ... is 23-of-44 from the field in the last four games ... matched a career-high with 21 points against Missouri State ... scored a team-high 15 points on 7-of-10 shooting against Wichita State ... hauled in a career-high 10 rebounds, four offensive, with five points and three assists against NC Central ... had a pair of three-pointers in the loss to Iowa State ... had a team and career-high 21 points in the loss to Xavier on 5-of-7 shooting from the three-point arc ... scored five points through the first two games in Anaheim ... scored eight points on

2-of-4 shooting from the field and 4-of-4 from the free-throw line with two rebounds at Detroit ... had 12 points with three three-pointers in the opener against William Jewell ... exploded for 22 points on 6-of-8 shooting from the arc with three offensive boards in the exhibition against SBU ...

Enters his freshman season at Drake in 2012 after a successful prep career at Eastview High School in Apple Valley, Minn.

King averaged 23.9 points and six rebounds as a senior in 2011-12. He scored in double figures in 26 of 29 games to lead his team to a 28-2 record and a berth in the Minnesota state AAAA basketball tournament. As a junior King averaged 17.6 points per game in leading Eastview High.

KING'S 2012-13 GAME-BY-GAME STATS

Opponent	Date	GS	Min	FG FGA	Pct	3FG FGA	Pct	FT FTA	Pct	Off	Def	Tot	Avg	PF	FO	A	TO	Blk	Stl	Pts	Avg			
WILLIAM JEWELL	11/10/12	23	3	8	.375	3	8	.375	3	4	.750	1	0	1	1.0	4	0	1	0	0	12	12.0		
at Detroit	11/17/12	16	2	4	.500	0	2	.000	4	4	1.000	0	2	2	1.5	4	0	0	3	1	0	8	10.0	
vs California	11/22/12	14	1	4	.250	0	3	.000	0	0	.000	0	0	0	1.0	4	0	0	2	0	0	2	7.3	
vs Rice	11/23/12	7	1	1	1.000	1	1	1.000	0	0	.000	0	0	0	0.8	1	0	0	1	0	0	3	6.3	
vs Xavier	11/25/12	29	7	11	.636	5	7	.714	2	2	1.000	1	1	2	1.0	3	0	0	0	1	0	21	9.2	
at Nevada	11/30/12	5	0	1	.000	0	1	.000	0	0	.000	0	1	1	1.0	4	0	1	1	0	0	0	7.7	
SAINT MARY'S	12/05/12	20	1	4	.250	0	1	.000	0	0	.000	0	1	1	1.0	1	0	1	2	0	0	2	6.9	
IPFW	12/08/12	9	1	2	.500	1	1	1.000	0	0	.000	1	2	3	1.3	3	0	0	0	0	0	3	6.4	
vs Iowa State	12/15/12	15	2	3	.667	2	3	.667	0	0	.000	0	0	0	1.1	5	1	0	0	0	0	6	6.3	
N.C. CENTRAL	12/19/12	27	1	6	.167	1	3	.333	2	2	1.000	4	6	10	2.0	2	0	3	2	0	1	5	6.2	
EASTERN ILLINOIS	12/22/12	24	0	4	.000	0	3	.000	2	2	1.000	0	3	3	2.1	2	0	2	2	1	1	2	5.8	
at Bradley	12/29/12	14	2	6	.333	0	4	.000	0	0	.000	1	3	4	2.3	4	0	1	2	1	0	4	5.7	
WICHITA STATE	01/02/13	23	7	10	.700	0	2	.000	1	3	.333	3	3	6	2.5	0	0	0	1	1	0	15	6.4	
MISSOURI STATE	01/05/13	29	8	15	.533	3	7	.429	2	2	1.000	3	4	7	2.9	1	0	3	2	1	0	21	7.4	
at Creighton	01/08/13	32	5	10	.500	5	9	.556	2	2	1.000	0	2	2	2.8	3	0	1	1	0	0	17	8.1	
at Illinois State	01/12/13	31	3	9	.333	1	2	.500	4	4	1.000	4	7	11	3.3	2	0	4	2	0	0	11	8.3	
EVANSVILLE	01/16/13	16	3	4	.750	1	2	.500	0	0	.000	0	1	1	3.2	2	0	0	2	0	1	7	8.2	
at UNI	01/20/13	23	0	5	.000	0	2	.000	0	0	.000	0	4	4	3.2	3	0	0	1	0	1	0	7.7	
CREIGHTON	01/23/13	3	0	1	.000	0	1	.000	0	0	.000	0	0	0	3.1	0	0	0	2	0	0	0	7.3	
at Missouri State	01/27/13	8	1	2	.500	0	0	.000	0	0	.000	1	0	1	3.0	1	0	1	0	0	0	2	7.1	
at Southern Illinois	01/30/13	13	4	4	1.000	1	1	1.000	1	2	.500	0	2	2	2.9	5	1	0	4	1	1	10	7.2	
Totals		1	381	52	114	.456	24	63	.381	23	27	.852	19	42	61	2.9	54	2	18	30	7	5	151	7.2

SEASON AVERAGES

Games played:	21
Minutes/game:	18.1
Points/game:	7.2
FG Pct:	45.6
3FG Pct:	38.1
FT Pct:	85.2
Rebounds/game:	2.9
Assists/game:	0.9
Turnovers/game:	1.4
Assist/turnover ratio:	0.6
Steals/game:	0.2
Blocks/game:	0.3

MISCELLANEOUS STATS

Category	2012-13
Double-digit scoring	7
20+ point games	2
Double-digit rebounding	2
Double-doubles	1
Led Drake in scoring	4
Led Drake in rebounding	4
Led Drake in three-pointers	4
Led Drake in assists	2
Led Drake in steals	No
Led Drake in blocks	5
5+ assist games	No
3+ three-pointers	4
3+ steal games	No
3+ block games	No

KING'S CAREER STATS

Year	GP	GS	Min	Avg	FG	FGA	Pct	3FG	3FGA	Pct	FT	FTA	Pct	Off	Def	Tot	Avg	PF	FO	Ast	TO	Blk	Stl	Pts	Avg
2012-13	21	1	381	18.1	52	114	.456	24	63	.381	23	27	.852	19	42	61	2.9	54	2	18	30	7	5	151	7.2
TOTAL	21	1	381	18.1	52	114	.456	24	63	.381	23	27	.852	19	42	61	2.9	54	2	18	30	7	5	151	7.2

KING'S CAREER MVC STATS

Year	GP	GS	Min	Avg	FG	FGA	Pct	3FG	3FGA	Pct	FT	FTA	Pct	Off	Def	Tot	Avg	PF	FO	Ast	TO	Blk	Stl	Pts	Avg
2012-13	10	0	192	19.2	33	66	.500	11	30	.367	10	13	.769	12	26	38	3.8	21	1	10	17	4	3	87	8.7
TOTAL	10	0	192	19.2	33	66	.500	11	30	.367	10	13	.769	12	26	38	3.8	21	1	10	17	4	3	87	8.7




11

5-9 • 186 • RSo. **Guard**

Karl MADISON

Springfield, Ill. (Lanphier)

2012-13

Did not play in the first 21 games due to a knee injury ... had two points in limited minutes in the exhibition against SBU ...

A court-savvy point guard with high basketball IQ, speed and quickness won starting point guard position in pre-season after a redshirt season in 2010-11 (knee)...brings toughness, a competitive nature, ball-handling, defense and scoring ability to his floor-general attributes.

Impressive start in first season of action, starting every game but two and handling the point-guard position... averaged 23 minutes per game, over 4.7 points and led the team in assists with 2.5 a game. Had huge break-

out game in first MVC start to lead Drake to victory over Indiana State...scored career-high 24 points and added four rebounds and three assists, making all nine field-goal attempts, including one three-pointer, as well as 5-of-6 from the free-throw line.

Dished a career-high seven assists in win over Central Arkansas (12/21). Solid all-around game vs. Virginia (11/21) at Paradise Jam, scoring 9 points, grabbing 5 rebounds, going 5-6 from the free-throw line and adding one assist with just one turnover. Season-best 13 points in first career start vs. Upper Iowa (11/12). Took a redshirt season in his first season because of a knee injury.
High School coach: Chuck Shanklin.

MADISON'S 2012-13 GAME-BY-GAME STATS

Opponent	Date	GS	Min	FGFGA	Pct	3FGFGA	Pct	FTFTA	Pct	Off	Def	Tot	Avg	PF	FO	A	TO	Blk	Stl	Pts	Avg	
WILLIAM JEWELL	11/10/12			DNP - Injury (Knee)																		
at Detroit	11/17/12			DNP - Injury (Knee)																		
vs California	11/22/12			DNP - Injury (Knee)																		
vs Rice	11/23/12			DNP - Injury (Knee)																		
vs Xavier	11/25/12			DNP - Injury (Knee)																		
at Nevada	11/30/12			DNP - Injury (Knee)																		
SAINT MARY'S	12/05/12			DNP - Injury (Knee)																		
IPFW	12/08/12			DNP - Injury (Knee)																		
vs. Iowa State	12/15/12			DNP - Injury (Knee)																		
N.C. CENTRAL	12/19/12			DNP - Injury (Knee)																		
EASTERN ILLINOIS	12/22/12			DNP - Injury (Knee)																		
at Bradley	12/29/12			DNP - Injury (Knee)																		
WICHITA STATE	01/02/13			DNP - Injury (Knee)																		
MISSOURI STATE	01/05/13			DNP - Injury (Knee)																		
at Creighton	01/08/13			DNP - Injury (Knee)																		
at Illinois State	01/12/13			DNP - Injury (Knee)																		
EVANSVILLE	01/16/13			DNP - Injury (Knee)																		
at UNI	01/20/13			DNP - Injury (Knee)																		
CREIGHTON	01/23/13			DNP - Injury (Knee)																		
at Missouri State	01/27/13			DNP - Injury (Knee)																		
at Southern Illinois	01/30/13			DNP - Injury (Knee)																		
Totals																						

CAREER HIGHS

Points																						
Career	24																					
Season																						
Field Goals																						
Career	9																					
Season																						
Field Goal Attempts																						
Career	10																					
Season																						
3-Point Field Goals																						
Career	1																					
Season																						
3-Point Attempts																						
Career	3																					
Season																						
Free Throws																						
Career	6																					
Season																						
Free Throw Attempts																						
Career	10																					
Season																						
Rebounds																						
Career	5																					
Season																						
Assists																						
Career	7																					
Season																						
Steals																						
Career	2																					
Season																						
Blocks																						
Career	1																					
Season																						

SEASON AVERAGES

Games played:	
Minutes/game:	
Points/game:	
FG Pct:	
3FG Pct:	
FT Pct:	
Rebounds/game:	
Assists/game:	
Turnovers/game:	
Assist/turnover ratio:	
Steals/game:	
Blocks/game:	

MISCELLANEOUS STATS

Category	2012-13
Double-digit scoring	
20+ point games	
Double-digit rebounding	
Double-doubles	
Led Drake in scoring	
Led Drake in rebounding	
Led Drake in three-pointers	
Led Drake in assists	
Led Drake in steals	
Led Drake in blocks	
5+ assist games	
3+ three-pointers	
3+ steal games	
3+ block games	

MADISON'S CAREER STATS

Year	GP	GS	Min	Avg	FG	FGA	Pct	3FG	3FGA	Pct	FT	FTA	Pct	Off	Def	Tot	Avg	PF	FO	Ast	TO	Blk	Stl	Pts	Avg
2011-12	31	29	713	23.0	45	132	.341	10	35	.286	47	68	.691	7	41	48	1.5	71	2	76	61	1	24	147	4.7
TOTAL	31	29	713	23.0	45	132	.341	10	35	.286	47	68	.691	7	41	48	1.5	71	2	76	61	1	24	147	4.7

MADISON'S CAREER MVC STATS

Year	GP	GS	Min	Avg	FG	FGA	Pct	3FG	3FGA	Pct	FT	FTA	Pct	Off	Def	Tot	Avg	PF	FO	Ast	TO	Blk	Stl	Pts	Avg
2011-12	18	17	404	22.4	30	78	.385	6	22	.273	16	25	.640	2	24	26	1.4	37	1	46	38	0	13	82	4.6
TOTAL	18	17	404	22.4	30	78	.385	6	22	.273	16	25	.640	2	24	26	1.4	37	1	46	38	0	13	82	4.6



22
6-2 • 174 • Fr. Guard
Micah MASON
Natrona Heights, Pa. (Highlands)

2012-13

Has nine assists and two turnovers in the last three games ... his four assists led to 11 points against Creighton ... ss shooting 49 percent from three-point range ... had 14 points on 4-of-7 three-point shooting for 14 points against Wichita State ... scored a career-high 19 points on 5-of-6 three-point shooting with six assists in the win over Eastern Illinois ... made his first career start against NC Central and had two assists and three points ... played significant minutes at the point against Iowa State and finished with seven points and a career-high four assists ... recorded his second most points of the season with eight against IPFW ... scored six points in the loss to Saint Mary's ... hit a three-pointer and had two assists in the loss to Xavier ... played five minutes and spent considerable

time at the point guard position at Detroit ... made all three three-point attempts against William Jewell ... cored 10 points on 2-of-3 shooting from behind the arc in the exhibition against SBU ...

Begins his collegiate career at Drake in 2012-13 after becoming the all-time leading scorer at Highlands High School in Allegheny, Pa. His accomplishments also include setting the record for career three-pointers in the Western Pennsylvania Interscholastic Athletic League (WPIAL).

Mason capped his record-setting prep career at Highlands High School (Allegheny, Pa.) in 2011-12 by averaging 29.1 points per game and becoming the WPIAL all-time leader in three-pointers (335).

MASON'S 2012-13 GAME-BY-GAME STATS

Opponent	Date	GS	Min	FG FGA	Pct	3FG FGA	Pct	FT FTA	Pct	Off	Def	Tot	Avg	PF	FO	A	TO	Blk	Stl	Pts	Avg			
WILLIAM JEWELL	11/10/12	22	35	600	33	1000	0	0	.000	1	1	2	2.0	1	0	1	2	0	1	9	9.0			
at Detroit	11/17/12	5	0	0	.000	0	0	.000	0	0	0	1.0	0	0	0	2	0	0	0	0	4.5			
vs California	11/22/12	1	0	0	.000	0	0	.000	0	0	0	0.7	0	0	0	0	0	0	0	0	3.0			
vs Rice	11/23/12	DNP - Coach's Decision																						
vs Xavier	11/25/12	10	1	4	.250	1	4	250	0	0	0	0.5	0	0	2	0	0	0	0	3	3.0			
at Nevada	11/30/12	9	1	3	.333	1	2	500	0	0	.000	2	1	3	1.0	2	0	0	1	0	3.0			
SAINT MARY'S	12/05/12	18	1	3	.333	1	2	500	3	4	.750	0	0	0.8	3	0	3	0	0	6	3.5			
IPFW	12/08/12	17	3	6	.500	1	3	.333	1	3	.333	0	2	2	1.0	1	0	1	3	0	8	4.1		
vs Iowa State	12/15/12	19	2	5	.400	1	2	.500	2	2	1.000	0	1	1	1.0	2	0	4	1	0	7	4.5		
N.C. CENTRAL	12/19/12	*	17	1	1	1.000	1	1	1.000	0	0	.000	0	1	1	1.0	1	0	2	1	3	4.3		
EASTERN ILLINOIS	12/22/12	*	27	7	8	.875	5	6	.833	0	0	.000	0	2	2	1.1	1	0	6	2	0	19	5.8	
at Bradley	12/29/12	*	12	0	3	.000	0	1	.000	0	0	.000	0	1	1	1.1	0	0	3	2	0	0	5.3	
WICHITA STATE	01/02/13	*	31	5	9	.556	4	7	.571	0	0	.000	0	4	4	1.3	1	0	2	2	0	14	6.0	
MISSOURI STATE	01/05/13	DNP - Illness																						
at Creighton	01/08/13	*	26	4	6	.667	3	4	.750	0	0	.000	0	0	0	1.2	2	0	4	3	0	11	6.4	
at Illinois State	01/12/13	*	30	1	4	.250	1	3	.333	3	3	1.000	0	1	1	1.2	4	0	3	4	0	1	6	6.4
EVANSVILLE	01/16/13	*	15	2	4	.500	1	2	.500	0	0	.000	0	0	0	1.1	1	0	2	2	0	0	5	6.3
at UNI	01/20/13	*	14	0	5	.000	0	5	.000	0	0	.000	0	0	0	1.1	3	0	0	2	0	0	0	5.9
CREIGHTON	01/23/13	*	17	1	4	.250	1	4	.250	1	2	.500	0	4	4	1.2	0	0	4	0	0	1	4	5.8
at Missouri State	01/27/13	*	31	6	11	.545	5	9	.556	0	0	.000	0	2	2	1.3	2	0	4	0	0	0	17	6.4
at Southern Illinois	01/30/13	*	16	1	1	1.000	1	1	1.000	0	1	.000	0	2	2	1.3	3	0	1	2	0	1	3	6.2
Totals		11	337	39	82	.476	30	59	.508	10	15	.667	3	22	25	1.3	27	0	42	29	0	10	118	6.2

SEASON AVERAGES

Games played:	19
Minutes/game:	17.7
Points/game:	6.2
FG Pct:	47.6
3FG Pct:	50.8
FT Pct:	66.7
Rebounds/game:	1.3
Assists/game:	2.2
Turnovers/game:	1.5
Assist/turnover ratio:	1.4
Steals/game:	0.5

MISCELLANEOUS STATS

Category	2012-13
Double-digit scoring	4
20+ point games	No
Double-digit rebounding	No
Double-doubles	No
Led Drake in scoring	1
Led Drake in rebounding	No
Led Drake in three-pointers	3
Led Drake in assists	6
Led Drake in steals	2
Led Drake in blocks	No
5+ assist games	1
3+ three-pointers	5
3+ steal games	No
3+ block games	No

MASON'S CAREER STATS

Year	GP	GS	Min	Avg	FG	FGA	Pct	3FG	3FGA	Pct	FT	FTA	Pct	Off	Def	Tot	Avg	PF	FO	Ast	TO	Blk	Stl	Pts	Avg
2012-13	19	11	337	17.7	39	82	.476	30	59	.508	10	15	.667	3	22	25	1.3	27	0	42	29	0	10	118	6.2
TOTAL	19	11	337	17.7	39	82	.476	30	59	.508	10	15	.667	3	22	25	1.3	27	0	42	29	0	10	118	6.2

MASON'S CAREER MVC STATS

Year	GP	GS	Min	Avg	FG	FGA	Pct	3FG	3FGA	Pct	FT	FTA	Pct	Off	Def	Tot	Avg	PF	FO	Ast	TO	Blk	Stl	Pts	Avg
2012-13	9	9	192	21.3	20	47	.426	16	36	.444	4	6	.667	0	14	14	1.6	16	0	23	17	0	5	60	6.7
TOTAL	9	9	192	21.3	20	47	.426	16	36	.444	4	6	.667	0	14	14	1.6	16	0	23	17	0	5	60	6.7



2012-13

Missed nine games with a hand injury ... played four minutes in the opener against William Jewell ... scored two baskets in the final minutes of the exhibition against SBU ...

Redshirted his freshman year.

Was a multi-sport star at Xavier High School in Cedar Rapids, Iowa, who earned academic all-conference as a junior and senior and was four-year honor roll member, competing in Iowa Class 4A...lettered in basketball, football and soccer, and also participated in baseball and track and field...was team MVP and all-conference as a senior in basketball, leading team in scoring (10.1), rebounding

(2.1), steals (2.2) and assists (2.4)...earned all-conference and all-metro honors in football as a senior defensive back with 55 tackles and eight interceptions...football team was state semifinalist his junior year...competed in football and basketball all four years; in soccer all but junior year; in track and field as a junior and in baseball as a freshman and sophomore.

Born Mitchell J. McLaughlin Aug. 20, 1992 in Cedar Rapids, Iowa...parents: Dave and Theresa McLaughlin...brother Matt (26) played football (QB) at Loras College in Dubuque, Iowa.

McLAUGHLIN'S 2012-13 GAME-BY-GAME STATS

Opponent	Date	GS	Min	FGFGA	Pct	3FGFGA	Pct	FTFTA	Pct	Off	Def	Tot	Avg	PF	FO	A	TO	Blk	Stl	Pts	Avg
WILLIAM JEWELL	11/10/12	4	0	0	.000	0	0	.000	0	0	1	1	1.0	1	0	0	0	0	0	0	0.0
at Detroit	11/17/12				DNP - Coach's Decision																
vs California	11/22/12				DNP - Injury (Hand)																
vs Rice	11/23/12				DNP - Injury (Hand)																
vs Xavier	11/25/12				DNP - Injury (Hand)																
at Nevada	11/30/12				DNP - Injury (Hand)																
SAINT MARY'S	12/05/12				DNP - Injury (Hand)																
IPFW	12/08/12				DNP - Injury (Hand)																
vs. Iowa State	12/15/12				DNP - Injury (Hand)																
N.C. CENTRAL	12/19/12				DNP - Injury (Hand)																
EASTERN ILLINOIS	12/22/12	2	0	0	.000	0	0	.000	0	0	0	0	0.5	0	0	0	1	0	0	0	0.0
at Bradley	12/29/12				DNP - Coach's Decision																
WICHITA STATE	01/02/13				DNP - Coach's Decision																
MISSOURI STATE	01/05/13				DNP - Coach's Decision																
at Creighton	01/08/13				DNP - Coach's Decision																
at Illinois State	01/12/13				DNP - Coach's Decision																
EVANSVILLE	01/16/13				DNP - Coach's Decision																
at UNI	01/20/13				DNP - Coach's Decision																
CREIGHTON	01/23/13				DNP - Coach's Decision																
at Missouri State	01/27/13				DNP - Coach's Decision																
at Southern Illinois	01/30/13				DNP - Coach's Decision																
Totals		0	6	0	0	.000	0	0	.000	0	1	1	0.5	1	0	0	1	0	0	0	0.0

CAREER HIGHS

Points	Career	
Field Goals	Career	
Field Goal Attempts	Career	
3-Point Field Goals	Career	
3-Point Attempts	Career	
Free Throws	Career	
Free Throw Attempts	Career	
Rebounds	Career	1 William Jewell (11/10/12)
Assists	Career	
Steals	Career	
Blocks	Career	

SEASON AVERAGES

Games played:	2
Minutes/game:	3.0
Rebounds/game:	0.5
Turnovers/game:	0.5

MISCELLANEOUS STATS

Category	2012-13
Double-digit scoring	No
20+ point games	No
Double-digit rebounding	No
Double-doubles	No
Led Drake in scoring	No
Led Drake in rebounding	No
Led Drake in three-pointers	No
Led Drake in assists	No
Led Drake in steals	No
Led Drake in blocks	No
5+ assist games	No
3+ three-pointers	No
3+ steal games	No
3+ block games	No

McLAUGHLIN'S CAREER STATS

Year	GP	GS	Min	Avg	FG	FGA	Pct	3FG	3FGA	Pct	FT	FTA	Pct	Off	Def	Tot	Avg	PF	FO	Ast	TO	Blk	Stl	Pts	Avg
2012-13	2	0	6	3.0	0	0	.000	0	0	.000	0	0	.000	0	1	1	0.5	1	0	0	1	0	0	0	0.0
TOTAL	2	0	6	3.0	0	0	.000	0	0	.000	0	0	.000	0	1	1	0.5	1	0	0	1	0	0	0	0.0

McLAUGHLIN'S CAREER MVC STATS

Year	GP	GS	Min	Avg	FG	FGA	Pct	3FG	3FGA	Pct	FT	FTA	Pct	Off	Def	Tot	Avg	PF	FO	Ast	TO	Blk	Stl	Pts	Avg
TOTAL																									



2012-13

Saw six minutes of action and scored four points against William Jewell ... scored two points with a rebound and an assist in the exhibition against SBU ...

Comes to the Bulldogs from Detroit (Mich.) Country Day, where he played one season after moving from his native Lithuania to the United States.

Puleikis was the leading scorer and rebounder, at 12.7 and 10.5, respectively, for a Country Day squad in Detroit that compiled a 21-6 record last season and advanced to the semifinals of the Michigan Class B state tournament, and was ranked No. 3 in the state. He played one season at Country Day after moving to the United States from his na-

tive Lithuania before his senior year, and earned all-county and honorable mention all-state. In the state regional final against Chandler Park Academy, Puleikis scored a season-high 28 points and grabbed 14 rebounds while adding five blocked shots. He played in 19 games after gaining eligibility via transfer policies, and added 34 blocked shots and 35 assists.

PULEIKIS' 2012-13 GAME-BY-GAME STATS

Opponent	Date	GS	Min	FG FGA	Pct	3FG FGA	Pct	FT FTA	Pct	Off	Def	Tot	Avg	PF	FO	A	TO	Blk	Stl	Pts	Avg
WILLIAM JEWELL	11/10/12	6	2	2	1.000	0	0	.000	0	0	1	1	2	2	0	0	0	0	0	4	4.0
at Detroit	11/17/12																				
vs California	11/22/12																				
vs Rice	11/23/12																				
vs Xavier	11/25/12																				
at Nevada	11/30/12																				
SAINT MARY'S	12/05/12																				
IPFW	12/08/12																				
vs. Iowa State	12/15/12																				
N.C. CENTRAL	12/19/12																				
EASTERN ILLINOIS	12/22/12																				
at Bradley	12/29/12																				
WICHITA STATE	01/02/13																				
MISSOURI STATE	01/05/13																				
at Creighton	01/08/13																				
at Illinois State	01/12/13																				
EVANSVILLE	01/16/13																				
at UNI	01/20/13																				
CREIGHTON	01/23/13																				
at Missouri State	01/27/13																				
at Southern Illinois	01/30/13																				
Totals		0	6	2	2	1.000	0	0	.000	0	0	1	1	2	2	0	0	0	0	4	4.0

SEASON AVERAGES

Games played:	1
Minutes/game:	6.0
Points/game:	4.0
FG Pct:	100.0
Rebounds/game:	2.0

MISCELLANEOUS STATS

Category	2012-13
Double-digit scoring	No
20+ point games	No
Double-digit rebounding	No
Double-doubles	No
Led Drake in scoring	No
Led Drake in rebounding	No
Led Drake in three-pointers	No
Led Drake in assists	No
Led Drake in steals	No
Led Drake in blocks	No
5+ assist games	No
3+ three-pointers	No
3+ steal games	No
3+ block games	No

PULEIKIS' CAREER STATS

Year	GP	GS	Min	Avg	FG	FGA	Pct	3FG	3FGA	Pct	FT	FTA	Pct	Off	Def	Tot	Avg	PF	FO	Ast	TO	Blk	Stl	Pts	Avg
2012-13	1	0	6	6.0	2	2	1.000	0	0	.000	0	0	.000	1	1	2	2.0	2	0	0	0	0	0	4	4.0
TOTAL	1	0	6	6.0	2	2	1.000	0	0	.000	0	0	.000	1	1	2	2.0	2	0	0	0	0	0	4	4.0

PULEIKIS' CAREER MVC STATS

Year	GP	GS	Min	Avg	FG	FGA	Pct	3FG	3FGA	Pct	FT	FTA	Pct	Off	Def	Tot	Avg	PF	FO	Ast	TO	Blk	Stl	Pts	Avg
TOTAL																									



2
Guard
Gary RICKS, JR.
 Los Angeles, Calif. (Indian Hills CC)

2012-13

Was 2-of-2 from the arc for 6 points against NC Central ... scored nine points on 3-of-5 shooting against Saint Mary's ... has had a career-high three assists in two of the last four games ... had 13 points on 5-of-6 shooting against Cal and added 10 points with a pair of three-pointers and three assists against Rice ... was 2-of-3 from three-point range to finish with six points at Detroit ... started and played 20 minutes in the win over William Jewell ... started was a perfect 4-of-4 from three-point range for 12 points in the exhibition against SBU ...

Ricks earned honorable mention All-America in 2011-12 at Indian Hills Community College (Ottumwa, Iowa), which finished 33-4 and ranked No. 7 in the nation. In two years at Indian Hills he averaged 13.0 points per game and shot 41 percent from three-point range, finishing his career just three short of the school record for career three-pointers. Ricks did not miss a game in his two seasons at Indian Hills. He averaged 11.2 points per game in 2011-12.

Joins the Bulldogs in 2012-13 after playing two seasons at Indian Hills Community College, following a successful prep career at Sylmar High School in Los Angeles.

RICKS' 2012-13 GAME-BY-GAME STATS

Opponent	Date	GS	Min	FG	FGA	Pct	3FG	3FGA	Pct	FT	FTA	Pct	Off	Def	Tot	Avg	PF	FO	A	TO	Blk	Stl	Pts	Avg	
WILLIAM JEWELL	11/10/12	*	20	0	1	.000	0	1	.000	0	0	.000	0	2	2	2.0	3	0	2	0	0	1	0	0.0	
at Detroit	11/17/12	*	15	2	3	.667	2	3	.667	0	0	.000	0	1	1	1.5	3	0	0	0	0	0	6	3.0	
vs California	11/22/12		19	5	6	.833	2	3	.667	1	2	.500	2	2	4	2.3	3	0	1	0	0	0	13	6.3	
vs Rice	11/23/12		30	4	6	.667	2	4	.500	0	0	.000	0	1	1	2.0	0	0	3	1	0	0	10	7.3	
vs Xavier	11/25/12		17	0	4	.000	0	2	.000	0	0	.000	1	1	2	2.0	2	0	3	1	0	0	0	5.8	
at Nevada	11/30/12		15	0	3	.000	0	1	.000	0	0	.000	0	2	2	2.0	0	0	2	0	0	0	0	4.8	
SAINT MARY'S	12/05/12		20	3	5	.600	2	3	.667	1	1	1.000	0	1	1	1.9	1	0	0	1	1	0	9	5.4	
IPFW	12/08/12		11	1	2	.500	1	1	1.000	0	0	.000	0	0	0	1.6	0	0	1	3	0	0	3	5.1	
vs Iowa State	12/15/12		18	0	5	.000	0	3	.000	0	0	.000	0	1	1	1.6	2	0	0	0	0	0	0	4.6	
N.C. CENTRAL	12/19/12		15	2	2	1.000	2	2	1.000	0	0	.000	0	0	0	1.4	0	0	2	0	0	0	6	4.7	
EASTERN ILLINOIS	12/22/12		16	2	4	.500	2	3	.667	0	0	.000	0	2	2	1.5	0	0	1	0	0	0	6	4.8	
at Bradley	12/29/12		13	3	5	.600	1	3	.333	0	0	.000	1	1	2	1.5	2	0	1	1	0	0	7	5.0	
WICHITA STATE	01/02/13		15	0	3	.000	0	3	.000	0	0	.000	0	1	1	1.5	1	0	1	1	0	0	0	4.6	
MISSOURI STATE	01/05/13		5	0	0	.000	0	0	.000	0	0	.000	0	0	0	1.4	2	0	0	0	0	0	0	4.3	
at Creighton	01/08/13		11	0	7	.000	0	6	.000	0	0	.000	0	0	0	1.3	0	0	3	0	0	1	0	4.0	
at Illinois State	01/12/13		DNP - Coach's Decision																						
EVANSVILLE	01/16/13		10	1	3	.333	0	2	.000	0	0	.000	0	3	3	1.4	0	0	0	1	0	0	2	3.9	
at UNI	01/20/13		12	0	4	.000	0	2	.000	0	0	.000	0	1	1	1.4	1	0	0	0	0	1	0	3.6	
CREIGHTON	01/23/13		12	0	4	.000	0	3	.000	0	0	.000	0	0	0	1.3	1	0	2	0	0	0	0	3.4	
at Missouri State	01/27/13		4	0	0	.000	0	0	.000	0	0	.000	0	0	0	1.2	1	0	0	0	0	0	0	3.3	
at Southern Illinois	01/30/13		17	1	2	.500	1	2	.500	0	0	.000	0	1	1	1.2	2	0	2	0	0	0	3	3.3	
Totals			2	295	24	69	.348	15	47	.319	2	3	.667	4	20	24	1.2	24	0	23	10	1	3	65	3.3

CAREER HIGHS

Points
 Career 13 vs California (11/22/12)
 Season 13 vs California (11/22/12)

Field Goals
 Career 5 vs California (11/22/12)
 Season 5 vs California (11/22/12)

Field Goal Attempts
 Career 6 vs Rice (11/23/12) [2]
 Season 6 vs Rice (11/23/12) [2]

3-Point Field Goals
 Career 2 Eastern Illinois (12/22/12) [6]
 Season 2 Eastern Illinois (12/22/12) [6]

3-Point Attempts
 Career 6 at Creighton (1/8/13)
 Season 6 at Creighton (1/8/13)

Free Throws
 Career 1 Saint Mary's (12/5/12) [2]
 Season 1 Saint Mary's (12/5/12) [2]

Free Throw Attempts
 Career 2 vs California (11/22/12)
 Season 2 vs California (11/22/12)

Rebounds
 Career 4 vs California (11/22/12)
 Season 4 vs California (11/22/12)

Assists
 Career 3 at Creighton (1/8/13) [3]
 Season 3 at Creighton (1/8/13) [3]

Steals
 Career 1 at UNI (1/20/13) [3]
 Season 1 at UNI (1/20/13) [3]

Blocks
 Career 1 Saint Mary's (12/5/12)
 Season 1 Saint Mary's (12/5/12)

SEASON AVERAGES

Games played:	20
Minutes/game:	14.8
Points/game:	3.3
FG Pct:	34.8
3FG Pct:	31.9
FT Pct:	66.7
Rebounds/game:	1.2
Assists/game:	1.2
Turnovers/game:	0.5
Assist/turnover ratio:	2.3
Steals/game:	0.2
Blocks/game:	0.1

MISCELLANEOUS STATS

Category	2012-13
Double-digit scoring	2
20+ point games	No
Double-digit rebounding	No
Double-doubles	No
Led Drake in scoring	No
Led Drake in rebounding	No
Led Drake in three-pointers	3
Led Drake in assists	2
Led Drake in steals	No
Led Drake in blocks	1
5+ assist games	No
3+ three-pointers	No
3+ steal games	No
3+ block games	No

RICKS' CAREER STATS

Year	GP	GS	Min	Avg	FG	FGA	Pct	3FG	3FGA	Pct	FT	FTA	Pct	Off	Def	Tot	Avg	PF	FO	Ast	TO	Blk	Stl	Pts	Avg
2012-13	20	2	295	14.8	24	69	.348	15	47	.319	2	3	.667	4	20	24	1.2	24	0	23	10	1	3	65	3.3
TOTAL	20	2	295	14.8	24	69	.348	15	47	.319	2	3	.667	4	20	24	1.2	24	0	23	10	1	3	65	3.3

RICKS' CAREER MVC STATS

Year	GP	GS	Min	Avg	FG	FGA	Pct	3FG	3FGA	Pct	FT	FTA	Pct	Off	Def	Tot	Avg	PF	FO	Ast	TO	Blk	Stl	Pts	Avg
2012-13	9	0	99	11.0	5	28	.179	2	21	.095	0	0	.000	1	7	8	0.9	10	0	9	3	0	2	12	1.3
TOTAL	9	0	99	11.0	5	28	.179	2	21	.095	0	0	.000	1	7	8	0.9	10	0	9	3	0	2	12	1.3




34
6-8 • 209 • Sr. Forward
Ben SIMONS
Cadillac, Mich. (Cadillac)

2012-13

Scored a team-high 19 points at Missouri State ... had a critical steal and hit two free throws to seal the win over Creighton ... averaging 15 points in the last four games ... scored 23 points with five assists and three assists at Illinois State ... held without a three-pointer at Creighton to snap a streak of 30 consecutive games with a three-pointer ... scored 17 points on 6-of-12 shooting from the field against Missouri State ... had a career-high 10 rebounds with 13 points for his first double-double at Bradley ... scored 16 points including a game-tying three-pointer against NC Central ... has scored in double-digits every game this season ... recently surpassed the 1,000 point mark with 20 points in a loss to Xavier ... had a team-high 18 points on 4-of-9 shooting from the arc against Rice

... scored 13 points in the loss to Cal ... scored 11 points including a three-pointer with less than a minute to play to make it a two-point game at Detroit ... scored 25 points, the second most of his career, in the season opener against William Jewell and was 5-of-7 from three-point range ... recorded a double-double with 13 points and 11 rebounds in the exhibition against SBU ...

The sharp-shooting senior has emerged as a team-leader and go-to player, elevating his game in 2011-12...selected as the captain of the MVC Most Improved team for the 2011-12 season (selected over two first team all-conference players)...honored as an all-MVC second-team selection... chosen co-captain by his teammates along with Jordan Clarke...

SIMONS' 2012-13 GAME-BY-GAME STATS

Opponent	Date	GS	Min	FGFGA	Pct	3FGFGA	Pct	FTFTA	Pct	Off	Def	Tot	Avg	PF	FO	A	TO	Blk	Stl	Pts	Avg
WILLIAM JEWELL	11/10/12	*	28	9 13	.692	5 7	.714	2 3	.667	0	3	3	3.0	0	0	3	2	0	0	25	25.0
at Detroit	11/17/12	*	35	4 13	.308	2 5	.400	1 2	.500	0	3	3	3.0	2	0	2	0	0	3	11	18.0
vs California	11/22/12	*	37	4 15	.267	1 7	.143	4 4	1.000	0	2	2	2.7	3	0	2	2	0	1	13	16.3
vs Rice	11/23/12	*	33	5 12	.417	4 9	.444	4 5	.800	0	3	3	2.8	4	0	1	1	1	0	18	16.8
vs Xavier	11/25/12	*	37	7 15	.467	4 10	.400	2 2	1.000	2	4	6	3.4	4	0	2	2	0	0	20	17.4
at Nevada	11/30/12	*	35	4 11	.364	3 6	.500	0 0	.000	1	2	3	3.3	3	0	4	1	0	1	11	16.3
SAINT MARY'S	12/05/12	*	36	4 8	.500	1 4	.250	2 2	1.000	0	4	4	3.4	0	0	1	3	0	4	11	15.6
IPFW	12/08/12	*	34	6 14	.429	3 9	.333	0 0	.000	0	1	1	3.1	4	0	1	3	0	2	15	15.5
vs Iowa State	12/15/12	*	24	4 8	.500	1 5	.200	4 4	1.000	0	5	5	3.3	5	1	4	2	0	0	13	15.2
N.C.CENTRAL	12/19/12	*	36	5 13	.385	4 11	.364	2 2	1.000	0	0	0	3.0	1	0	1	3	0	2	16	15.3
EASTERN ILLINOIS	12/22/12	*	35	4 9	.444	3 4	.750	3 4	.750	0	4	4	3.1	0	0	3	1	0	1	14	15.2
at Bradley	12/29/12	*	37	4 18	.222	1 8	.125	4 4	1.000	0	10	10	3.7	1	0	1	3	0	0	13	15.0
WICHITA STATE	01/02/13	*	31	3 6	.500	2 5	.400	0 0	.000	0	1	1	3.5	3	0	1	3	0	0	8	14.5
MISSOURI STATE	01/05/13	*	38	6 12	.500	3 7	.429	2 2	1.000	0	5	5	3.6	2	0	1	0	1	1	17	14.6
at Creighton	01/08/13	*	30	2 8	.250	0 2	.000	0 0	.000	0	4	4	3.6	1	0	1	0	0	0	4	13.9
at Illinois State	01/12/13	*	39	7 13	.538	4 9	.444	5 7	.714	0	5	5	3.7	3	0	3	3	0	0	23	14.5
EVANSVILLE	01/16/13	*	30	8 12	.667	2 3	.667	0 0	.000	0	2	2	3.6	3	0	1	1	0	1	18	14.7
at UNI	01/20/13	*	33	2 9	.222	2 5	.400	0 0	.000	0	2	2	3.5	1	0	4	3	1	1	6	14.2
CREIGHTON	01/23/13	*	39	4 10	.400	1 5	.200	4 4	1.000	0	3	3	3.5	2	0	1	3	3	1	13	14.2
at Missouri State	01/27/13	*	36	8 12	.667	3 6	.500	0 0	.000	0	4	4	3.5	2	0	1	2	0	1	19	14.4
at Southern Illinois	01/30/13	*	39	2 5	.400	0 1	.000	4 5	.800	0	7	7	3.7	1	0	2	2	0	1	8	14.1
Totals			21	722	102 236	.432	49 128	.383	43 50	.860	3 74	77	3.7	45 1	40	40	6	20	296	14.1	

CAREER HIGHS

Points
Career 29 Wichita State (1/28/12)
Season 25 William Jewell (11/10/12)

Field Goals
Career 11 Wichita State (1/28/12)
Season 9 William Jewell (11/10/12)

Field Goal Attempts
Career 22 Wichita State (1/28/12)
Season 18 at Bradley (12/29/12)

3-Point Field Goals
Career 7 at Wichita State (2/25/12)
Season 5 William Jewell (11/10/12)

3-Point Attempts
Career 12 at Wichita State (2/25/12)
Season 11 N.C. Central (12/19/12)

Free Throws
Career 8 Bradley (1/10/12)
Season 5 at Illinois State (1/12/13)

Free Throw Attempts
Career 9 Bradley (1/10/12)
Season 7 at Illinois State (1/12/13)

Rebounds
Career 10 at Bradley (12/29/12)
Season 10 at Bradley (12/29/12)

Assists
Career 5 Central Arkansas (12/21/11)
Season 4 at UNI (1/20/13) [3]

Steals
Career 4 Saint Mary's (12/5/12) [2]
Season 4 Saint Mary's (12/5/12)

Blocks
Career 3 Creighton (1/23/13)
Season 3 Creighton (1/23/13)

SEASON AVERAGES

Games played:	21
Minutes/game:	34.4
Points/game:	14.1
FG Pct:	43.2
3FG Pct:	38.3
FT Pct:	86.0
Rebounds/game:	3.7
Assists/game:	1.9
Turnovers/game:	1.9
Assist/turnover ratio:	1.0
Steals/game:	1.0
Blocks/game:	0.3

MISCELLANEOUS STATS


Category	2012-13
Double-digit scoring	17
20+ point games	3
Double-digit rebounding	1
Double-doubles	1
Led Drake in scoring	6
Led Drake in rebounding	3
Led Drake in three-pointers	9
Led Drake in assists	4
Led Drake in steals	6
Led Drake in blocks	3
5+ assist games	No
3+ three-pointers	10
3+ steal games	2
3+ block games	1

SIMONS' CAREER STATS

Year	GP	GS	Min	Avg	FG	FGA	Pct	3FG	3FGA	Pct	FT	FTA	Pct	Off	Def	Tot	Avg	PF	FO	Ast	TO	Blk	Stl	Pts	Avg
2009-10	33	13	626	19.0	68	179	.380	37	110	.336	20	23	.870	13	57	70	2.1	28	0	24	21	5	14	193	5.8
2010-11	31	15	760	24.5	94	196	.480	42	100	.420	22	25	.880	8	54	62	2.0	35	0	36	35	3	12	252	8.1
2011-12	29	28	1041	35.9	169	359	.471	77	181	.425	62	73	.849	18	81	99	3.4	56	1	40	47	9	24	477	16.4
2012-13	21	21	722	34.4	102	236	.432	49	128	.383	43	50	.860	3	74	77	3.7	45	1	40	40	6	20	296	14.1
TOTAL	114	77	3149	27.6	433	970	.446	205	519	.395	147	171	.860	42	266	308	2.7	164	2	140	143	23	70	1218	10.7

SIMONS' CAREER MVC STATS

Year	GP	GS	Min	Avg	FG	FGA	Pct	3FG	3FGA	Pct	FT	FTA	Pct	Off	Def	Tot	Avg	PF	FO	Ast	TO	Blk	Stl	Pts	Avg
2009-10	18	1	277	15.4	21	73	.288	12	43	.279	3	4	.750	7	25	32	1.8	11	0	4	8	3	4	57	3.2
2010-11	18	13	525	29.2	69	142	.486	29	70	.414	19	22	.864	5	45	50	2.8	24	0	28	24	2	10	186	10.3
2011-12	14	13	509	36.4	86	178	.483	37	88	.420	29	34	.853	6	39	45	3.2	26	0	15	19	1	10	238	17.0
2012-13	10	10	352	35.2	46	105	.438	18	51	.353	19	22	.864	0	43	43	4.3	19	0	16	20	5	6	129	12.9
TOTAL	60	37	1663	27.7	222	498	.446	96	252	.381	70	82	.854	18	152	170	2.8	80	0	63	71	11	30	610	10.2

40
6-6 • 216 • Fr. Forward
Daddy UGBEDE
Gardena, Calif. (Junipero Serra)

2012-13

Missed the SIU game with an injury to his left hand ... provided clutch contributions in the win over Creighton with a career-high 12 points and five rebounds in 19 minutes ... has provided significant minutes the last 10 games with 4.0 points per game and seven offensive rebounds ... had a career-high seven points and five rebounds at Bradley ... played significant first half minutes against Iowa State and recorded a then career-high five points and three rebounds ... had two points in eight minutes on a pair of free throws against William Jewell ... was 3-of-3 from the field and finished with nine points and five boards in the exhibition against SBU ...

varsity season at Junipero Serra High School in Gardena, Calif. A native of Nigeria, Ugbede earned first-team All-CIF Southern Section 4AA honors in leading his team to a 31-3 record and a regional championship.

Ugbede helped lead Junipero Serra to a 31-3 record in 2011-12, and the California Interscholastic Federation (CIF) Southern Section 4AA crown. He scored 32 points in the championship game against a LaVerne Lutheran team led by McDonald's All-American Grant Jarrett. A native of Nigeria who moved to the United States before his junior year, Ugbede averaged 15.3 points and 6.8 rebounds per game as a senior and was named All-CIF. He was named by the South Bay Daily Breeze as boys basketball Player of the Year for 2012, and served as co-captain for the Cavaliers.

Joins Drake's incoming class for 2012-13 after playing one

UGBEDE'S 2012-13 GAME-BY-GAME STATS

Opponent	Date	GS	Min	FG FGA	Pct	3FG FGA	Pct	FT FTA	Pct	Off	Def	Tot	Avg	PF	FO	A	TO	Blk	Stl	Pts	Avg			
WILLIAM JEWELL	11/10/12	8	0	1	.000	0	0	.000	2	2	1.000	0	0	0	0	0	0	0	0	0	2	2.0		
at Detroit 11/17/12 DNP - Coach's Decision																								
vs California	11/22/12	6	0	0	.000	0	0	.000	0	0	.000	0	1	1	0.5	1	0	0	0	0	0	1.0		
vs Rice 11/23/12 DNP - Coach's Decision																								
vs Xavier 11/25/12 DNP - Coach's Decision																								
at Nevada	11/30/12	4	0	0	.000	0	0	.000	0	0	.000	0	1	1	0.7	0	0	0	1	0	0	0.7		
SAINT MARY'S	12/05/12	3	0	0	.000	0	0	.000	0	0	.000	0	0	0	0.5	0	0	0	0	0	1	0	0.5	
IPFW	12/08/12	1	0	0	.000	0	0	.000	0	0	.000	0	0	0	0.4	0	0	0	0	0	0	0	0.4	
vs Iowa State	12/15/12	7	2	4	.500	0	0	.000	1	2	.500	0	3	3	0.8	0	0	0	0	0	0	5	1.2	
N.C. CENTRAL	12/19/12	6	2	2	1.000	0	0	.000	0	0	.000	0	3	3	1.1	0	0	1	0	0	0	4	1.6	
EASTERN ILLINOIS	12/22/12	11	1	1	1.000	0	0	.000	2	2	1.000	1	1	2	1.3	3	0	0	0	0	0	4	1.9	
at Bradley	12/29/12	17	3	4	.750	0	0	.000	1	2	.500	3	2	5	1.7	2	0	0	1	0	0	7	2.4	
WICHITA STATE	01/02/13	12	1	3	.333	0	0	.000	4	5	.800	3	1	4	1.9	3	0	2	0	0	0	6	2.8	
MISSOURI STATE	01/05/13	10	0	1	.000	0	0	.000	0	0	.000	0	1	1	1.8	1	0	0	0	0	0	0	2.5	
at Creighton	01/08/13	7	0	0	.000	0	0	.000	2	3	.667	1	0	1	1.8	1	0	0	0	0	0	2	2.5	
at Illinois State	01/12/13	1	0	0	.000	0	0	.000	0	0	.000	0	0	0	1.6	0	0	0	0	0	0	0	2.3	
EVANSVILLE	01/16/13	6	0	0	.000	0	0	.000	0	0	.000	0	0	0	1.5	1	0	0	1	0	0	0	2.1	
at UNI	01/20/13	5	2	3	.667	0	0	.000	0	0	.000	0	1	1	1.5	1	0	0	0	0	1	4	2.3	
CREIGHTON	01/23/13	19	4	5	.800	0	0	.000	4	8	.500	4	1	5	1.7	1	0	0	0	0	0	12	2.9	
at Missouri State	01/27/13	2	0	0	.000	0	0	.000	0	0	.000	0	0	0	1.6	1	0	0	0	0	0	0	2.7	
at Southern Illinois 01/30/13 DNP - Injury (Hand)																								
Totals		0	125	15	24	.625	0	0	.000	16	24	.667	12	15	27	1.6	20	1	1	6	0	3	46	2.7

CAREER HIGHS

Points
Career 12 Creighton (1/23/13)
Season 12 Creighton (1/23/13)

Field Goals
Career 4 Creighton (1/23/13)
Season 4 Creighton (1/23/13)

Field Goal Attempts
Career 5 Creighton (1/23/13)
Season 5 Creighton (1/23/13)

3-Point Field Goals
Career
Season

3-Point Attempts
Career
Season

Free Throws
Career 4 Creighton (1/23/13) [2]
Season 4 Creighton (1/23/13) [2]

Free Throw Attempts
Career 8 Creighton (1/23/13)
Season 8 Creighton (1/23/13)

Rebounds
Career 5 Creighton (1/23/13) [2]
Season 5 Creighton (1/23/13) [2]

Assists
Career 1 N.C. Central (12/19/12)
Season 1 N.C. Central (12/19/12)

Steals
Career 1 at UNI (1/20/13) [3]
Season 1 at UNI (1/20/13) [3]

Blocks
Career
Season

SEASON AVERAGES

Games played:	17
Minutes/game:	7.4
Points/game:	2.7
FG Pct:	62.5
FT Pct:	66.7
Rebounds/game:	1.6
Assists/game:	0.1
Turnovers/game:	0.4
Assist/turnover ratio:	0.2
Steals/game:	0.2

MISCELLANEOUS STATS

Category	2012-13
Double-digit scoring	1
20+ point games	No
Double-digit rebounding	No
Double-doubles	No
Led Drake in scoring	No
Led Drake in rebounding	No
Led Drake in three-pointers	No
Led Drake in assists	No
Led Drake in steals	No
Led Drake in blocks	No
5+ assist games	No
3+ three-pointers	No
3+ steal games	No
3+ block games	No

UGBEDE'S CAREER STATS

Year	GP	GS	Min	Avg	FG	FGA	Pct	3FG	3FGA	Pct	FT	FTA	Pct	Off	Def	Tot	Avg	PF	FO	Ast	TO	Blk	Stl	Pts	Avg
2012-13	17	0	125	7.4	15	24	.625	0	0	.000	16	24	.667	12	15	27	1.6	20	1	1	6	0	3	46	2.7
TOTAL	17	0	125	7.4	15	24	.625	0	0	.000	16	24	.667	12	15	27	1.6	20	1	1	6	0	3	46	2.7

UGBEDE'S CAREER MVC STATS

Year	GP	GS	Min	Avg	FG	FGA	Pct	3FG	3FGA	Pct	FT	FTA	Pct	Off	Def	Tot	Avg	PF	FO	Ast	TO	Blk	Stl	Pts	Avg
2012-13	9	0	79	8.8	10	16	.625	0	0	.000	11	18	.611	11	6	17	1.9	11	0	0	4	0	1	31	3.4
TOTAL	9	0	79	8.8	10	16	.625	0	0	.000	11	18	.611	11	6	17	1.9	11	0	0	4	0	1	31	3.4




45
6-11 • 269 • RJr. **Center**

Seth VanDEEST
Bettendorf, Iowa (Bettendorf)

CAREER HIGHS

Points
Career 26 Southern Utah (11/24/10)
Season 19 N.C. Central (12/19/12)

Field Goals
Career 9 Binghamton (12/12/09)
Season 8 at Missouri State (1/27/13) [3]

Field Goal Attempts
Career 12 Southern Utah (11/24/10)
Season 10 vs Iowa State (12/15/12)

3-Point Field Goals
Career 2 Evansville (2/23/11)
Season 2 at Missouri State (1/27/12) [3]

3-Point Attempts
Career 2 Evansville (2/23/11)
Season 2 at Missouri State (1/27/12) [3]

Free Throws
Career 9 Southern Utah (11/24/10)
Season 7 N.C. Central (12/19/12)

Free Throw Attempts
Career 12 Southern Utah (11/24/10)
Season 8 Evansville (1/16/13) [2]

Rebounds
Career 10 Boise State (12/12/10)
Season 8 at Missouri State (1/27/12) [3]

Assists
Career 5 Evansville (2/23/11)
Season 4 vs California (11/22/12)

Steals
Career 3 at Creighton (1/8/13)
Season 3 at Creighton (1/8/13)

Blocks
Career 4 Southern Utah (11/24/10)
Season 3 Eastern Illinois (12/22/12)

2012-13

Scored 12 points and matched a season-high with eight rebounds at Missouri State ... is 37-of-65 from the field in the last 13 games ... scored a season-high 19 points on 6-of-9 shooting with the eventual game-winning baskets against NC Central ... had 18 points on 8-of-10 shooting against Iowa State ... led Drake with 15 points on 6-of-9 shooting against Saint Mary's ... scored 12 of his 14 points against Nevada in the second half and was 5-of-7 from the field in 16 minutes ... played a season-high 32 minutes with 12 points against Rice after scoring 13 points with four assists against Cal ... scored 10 points in 18 minutes on 4-of-6 shooting with six rebounds and two assists ... scored seven points with four boards in 17 minutes against William Jewell ... started and scored 15 points in the exhibition against SBU ...

... against SBU ...

Played in 62 games (all starts) in his first two seasons and averages 8.6 points and 4.3 rebounds per game...underwent shoulder surgery in July 2011 that caused him to miss the 2011-12 season.

Played in 29 games (all starts) as a sophomore, averaging 8.8 points and 4.4 rebounds per game. Turned in 12 double-figure scoring efforts, including a career-best 26-point performance against Southern Utah (11/24) at the Great Alaska Shootout. Had seven games registering seven or more rebounds. Posted first career double-double with 13-point, 10-rebound effort in home win over Boise State (12/12).

VANDEEST'S 2012-13 GAME-BY-GAME STATS

Opponent	Date	GS	Min	FGFGA	Pct	3FGFGA	Pct	FTFTA	Pct	Off	Def	Tot	Avg	PF	FO	A	TO	Blk	Stl	Pts	Avg
WILLIAM JEWELL	11/10/12	*	17	3 7	.429	0 0	.000	1 3	.333	0	4	4	4.0	3	0	0	1	1	0	7	7.0
at Detroit	11/17/12	*	18	4 6	.667	0 0	.000	2 2	1.000	0	6	6	5.0	4	0	2	1	0	0	10	8.5
vs California	11/22/12	*	27	5 7	.714	0 0	.000	3 6	.500	1	3	4	4.7	1	0	4	0	0	1	13	10.0
vs Rice	11/23/12	*	32	4 7	.571	0 0	.000	4 5	.800	3	5	8	5.5	0	0	2	1	1	0	12	10.5
vs Xavier	11/25/12	*	20	2 6	.333	0 0	.000	0 0	.000	1	3	4	5.2	4	0	0	2	1	1	4	9.2
at Nevada	11/30/12	*	16	5 7	.714	0 0	.000	4 5	.800	1	1	2	4.7	2	0	0	2	1	0	14	10.0
SAINT MARY'S	12/05/12	*	22	6 9	.667	0 0	.000	3 3	1.000	1	1	2	4.3	5	1	0	1	1	0	15	10.7
IPFW	12/08/12	*	25	1 6	.167	0 0	.000	5 6	.833	3	5	8	4.8	4	0	2	1	3	0	7	10.3
vs Iowa State	12/15/12	*	24	8 10	.800	0 0	.000	2 2	1.000	1	3	4	4.7	3	0	3	0	1	18	11.1	
N.C. CENTRAL	12/19/12	*	30	6 9	.667	0 0	.000	7 8	.875	0	5	5	4.7	4	0	1	3	0	0	19	11.9
EASTERN ILLINOIS	12/22/12	*	28	4 5	.800	0 0	.000	2 2	1.000	2	1	3	4.5	2	0	2	2	3	2	10	11.7
at Bradley	12/29/12	*	17	3 4	.750	0 0	.000	4 7	.571	2	5	7	4.8	4	0	1	2	0	10	11.6	
WICHITA STATE	01/02/13	*	24	2 4	.500	0 0	.000	4 4	1.000	1	3	4	4.7	3	0	0	2	1	1	8	11.3
MISSOURI STATE	01/05/13	*	16	2 3	.667	0 0	.000	4 4	1.000	0	2	2	4.5	0	0	1	0	0	0	8	11.1
at Creighton	01/08/13	*	14	2 4	.500	0 0	.000	0 0	.000	3	3	6	4.6	2	0	3	2	0	2	4	10.6
at Illinois State	01/12/13	*	14	1 4	.250	0 0	.000	1 2	.500	0	0	0	4.3	3	0	0	1	0	0	3	10.1
EVANSVILLE	01/16/13	*	23	3 7	.429	0 0	.000	5 8	.625	3	4	7	4.5	3	0	3	2	0	0	11	10.2
at UNI	01/20/13	*	21	1 2	.500	0 0	.000	4 4	1.000	0	3	3	4.4	2	0	1	2	0	0	6	9.9
CREIGHTON	01/23/13	*	18	1 3	.333	0 0	.000	1 2	.500	0	3	3	4.3	1	0	1	1	2	0	3	9.6
at Missouri State	01/27/13	*	19	4 7	.571	0 0	.000	4 5	.800	4	4	8	4.5	3	0	0	1	0	0	12	9.7
at Southern Illinois	01/30/13	*	17	1 3	.333	0 0	.000	3 4	.750	1	6	7	4.6	3	0	0	3	0	1	5	9.5
Totals			21	442	.567	0	0	.000	.768	63	82	97	4.6	56	1	22	33	16	9	199	9.5

SEASON AVERAGES

Games played:	21
Minutes/game:	21.0
Points/game:	9.5
FG Pct:	56.7
FT Pct:	76.8
Rebounds/game:	4.6
Assists/game:	1.0
Turnovers/game:	1.6
Assist/turnover ratio:	0.7
Steals/game:	0.4
Blocks/game:	0.8

MISCELLANEOUS STATS

Category	2012-13
Double-digit scoring	11
20+ point games	No
Double-digit rebounding	No
Double-doubles	No
Led Drake in scoring	2
Led Drake in rebounding	2
Led Drake in three-pointers	No
Led Drake in assists	1
Led Drake in steals	2
Led Drake in blocks	8
5+ assist games	No
3+ three-pointers	No
3+ steal games	1
3+ block games	2

VANDEEST'S CAREER STATS

Year	GP	GS	Min	Avg	FG	FGA	Pct	3FG	3FGA	Pct	FT	FTA	Pct	Off	Def	Tot	Avg	PF	FO	Ast	TO	Blk	Stl	Pts	Avg
2009-10	33	33	800	24.2	98	201	.488	3	12	.250	80	110	.727	38	101	139	4.2	104	3	31	34	45	12	279	8.5
2010-11	29	29	701	24.2	83	158	.525	1	4	.250	87	113	.770	37	92	129	4.4	71	1	44	38	18	15	254	8.8
2012-13	21	21	442	21.0	68	120	.567	0	0	.000	63	82	.768	27	70	97	4.6	56	1	22	33	16	9	199	9.5
TOTAL	83	83	1943	23.4	249	479	.520	4	16	.250	230	305	.754	102	263	365	4.4	231	5	97	105	79	36	732	8.8

VANDEEST'S CAREER MVC STATS

Year	GP	GS	Min	Avg	FG	FGA	Pct	3FG	3FGA	Pct	FT	FTA	Pct	Off	Def	Tot	Avg	PF	FO	Ast	TO	Blk	Stl	Pts	Avg
2009-10	18	18	447	24.8	53	118	.449	2	10	.200	41	60	.683	20	50	70	3.9	59	2	14	23	30	10	149	8.3
2010-11	16	16	392	24.5	42	86	.488	0	2	.000	46	57	.807	17	50	67	4.2	39	1	23	26	7	10	130	8.1
2012-13	10	10	183	18.3	20	41	.488	0	0	.000	30	40	.750	14	33	47	4.7	24	0	9	16	5	4	70	7.0
TOTAL	44	44	1022	23.2	115	245	.469	2	12	.167	117	157	.745	51	133	184	4.2	122	3	46	65	42	24	349	7.9

GAME 1

WILLIAM JEWELL	66
DRAKE	96

**Nov. 10, 2012 • Des Moines, Iowa
Knapp Center • 3,273**

The Drake University men's basketball team officially opened the 2012-13 season with a 96-66 win against William Jewell at the Knapp Center. Ben Simons led all scorers with 25 points, 18 of which came in the second half. Richard Carter had a big game in his debut, scoring 19 points, including going a perfect 4-of-4 from three-point range.

The Bulldogs were hot from the field the entire game shooting 55.9-percent as a team on 33-of-59 shooting as well as 15-of-24 from three-point range for a 62.5 percent clip, the ninth highest single-game percentage in school history. At one point in the second half Drake had made 12 of its 15 three-point attempts. Additionally, Drake's 15 three-pointers tied for the sixth most in program history behind nine total three-pointers from Simons and Carter.

William Jewell was paced by two players in double-figures as Dillon Deck scored 16 points with seven rebounds while Ricky Tisdale added 14 points. As a team, the Cardinals shot 35 percent from the field and 13.3 percent from three-point.

WILLIAM JEWELL											66	
Player	FG	3FG	FT	R	TP	A	MIN					
Mattson - F	2-3	0-1	1-1	2	5	0	16					
Bilong - F	0-6	0-2	2-2	2	2	0	17					
Deck - C	6-10	0-0	2-6	7	16	0	19					
Sistrunk - G	3-8	0-0	2-2	1	8	2	24					
Tisdale - G	4-8	2-5	4-4	0	14	1	25					
Jordan	1-1	0-0	1-4	3	3	0	10					
Lewis	2-9	0-3	2-2	1	6	1	16					
Bell	2-5	0-1	2-1	1	6	3	15					
Scofield	0-5	0-3	0-0	2	0	2	17					
Dustman	0-0	0-0	2-2	0	2	0	2					
Kroeker	0-0	0-0	2-2	2	2	0	17					
Taylor	1-4	0-0	0-0	9	2	0	11					
Waibel	0-0	0-0	0-0	0	0	0	2					
McCullough	0-1	0-0	0-0	2	0	0	9					
Team								4				
Totals	21-60	2-15	22-27	36	66	9	200					

	Half (32)	Final
FG%	.406 (13-32)	.350
3FG%	.125 (1-8)	.133
FT%	1.000 (5-5)	.815

DRAKE

DRAKE											96	
Player	FG	3FG	FT	R	TP	A	MIN					
Clarke - F	3-3	0-0	1-3	7	7	4	21					
Simons - F	9-13	5-7	2-3	3	25	3	28					
VanDeest - C	3-7	0-0	1-3	4	7	0	17					
Ricks - G	0-1	0-1	0-0	2	0	2	20					
Carter - G	7-10	4-4	1-2	4	19	4	19					
Babineaux	3-8	0-1	1-3	2	7	4	19					
Jeffers	0-1	0-0	4-4	3	4	0	11					
Puleikis	2-2	0-0	0-0	2	4	0	6					
Mason	3-5	3-3	0-2	2	9	1	22					
McLaughlin	0-0	0-0	0-0	1	0	0	4					
King	3-8	3-8	3-4	1	12	1	23					
Bowie	0-0	0-0	0-0	0	0	0	2					
Ugbede	0-1	0-0	2-2	0	2	0	8					
Team								3				
Totals	33-59	15-24	15-24	34	96	19	200					

	Half (40)	Final
FG%	.571 (16-28)	.559
3FG%	.667 (6-9)	.625
FT%	.500 (2-4)	.625

Fouls: DU 24 (Ugbede, 5) WJC 20 (Deck, 5). **Turnovers:** DU 17 (Babineaux, 6) WJC 14 (Two, 3). **Blocks:** DU 3 (Three, 1) WJC 3 (Three, 1). **Steals:** DU 5 (Clarke, 2) WJC 6 (Sistrunk, 2).

GAME 2

DRAKE	79
DETROIT	85

**Nov. 17, 2012 • Detroit, Mich.
Calihan Hall • 2,047**

Senior Jordan Clarke recorded a double-double with 17 points and 10 rebounds but it was not enough to rally back from a 14-point deficit as the Drake University men's basketball team fell at Detroit, 85-79.

Clarke's double-double came on 6-of-7 shooting from the field as the Bulldogs fall to 1-1 on the young season. Detroit was paced by Doug Anderson's 26 points and 10 rebounds while Horizon League Preseason Player of the Year Ray McCallum poured in 20 points, including a jumper with 13 seconds left to preserve the Titan win.

With four minutes to play, Drake was facing a 14-point, 76-62, deficit before the Bulldogs went on a 14-5 run capped by back-to-back three-pointers from Clarke and Ben Simons to pull within two points, 81-79, with 46 seconds left. Simons' three-pointer came courtesy of a possession generated by the defense forcing a critical five-second call on a Detroit inbound pass.

However, Detroit's next possession saw McCallum deliver his game-clinching jumper from the top of the key.

DRAKE											79	
Player	FG	3FG	FT	R	TP	A	MIN					
Clarke - F	6-7	1-1	4-10	10	17	2	31					
Simons - F	4-13	2-5	1-2	3	11	2	35					
VanDeest - C	4-6	0-0	2-2	6	10	2	18					
Ricks - G	2-3	23	0-0	1	6	0	15					
Carter - G	4-10	0-2	2-6	2	10	4	34					
Babineaux	0-0	0-0	0-0	0	0	0	5					
Hines	4-9	1-2	5-6	4	14	0	26					
Jeffers	1-3	1-3	0-0	0	3	0	15					
Mason	0-0	0-0	0-0	0	0	0	0					
0	0	2	0	0	5							
King	2-4	0-2	4-4	2	8	0	16					
Team								6				
Totals	27-55	7-18	18-30	34	79	10	200					

DETROIT

DETROIT											85	
Player	FG	3FG	FT	R	TP	A	MIN					
Anderson - F	10-12	3-3	3-5	10	26	0	25					
Minnerath - F	5-8	1-3	5-6	9	16	1	24					
Howard - G	3-10	0-2	2-3	2	8	2	32					
McCallum - G	5-9	1-3	9-11	3	20	5	36					
Calliste - G	2-13	1-7	4-6	3	9	2	34					
Boutte	1-4	0-1	0-0	1	2	2	20					
Nioku	0-2	0-0	0-0	2	0	0	6					
Lippert	2-2	0-0	0-0	2	4	1	6					
Wilson	0-0	0-0	0-0	0	0	0	3					
Bruinsma	0-1	0-1	0-0	2	0	2	14					
TEAM								3				
Totals	28-61	6-20	23-31	37	85	15	200					

	Half (42)	Final
FG%	.433 (13-30)	.459
3FG%	.333 (4-12)	.300
FT%	.857 (12-14)	.742

Fouls: DU 26 (Three, 4), UDM 22 (Two, 5). **Turnovers:** DU 18 (Carter, 5), UDM 15 (McCallum, 5). **Blocks:** DU 2 (Two, 1), UDM 2 (Two, 1). **Steals:** DU 7 (Simons, 3), UDM 10 (Two, 3)

GAME 3

DRAKE	70
CALIFORNIA	73

**Nov. 22, 2012 • Anaheim, Calif.
Anaheim Arena • 1,087**

The Drake University men's basketball team fell in final minute to California, 73-70, in the opening round of the DIRECTV Classic n Anaheim, Calif.

Senior Jordan Clarke notched his second straight double-double, scoring 11 points and grabbing 10 rebounds while Ben Simons, Seth VanDeest, Richard Carter, and Gary Ricks, Jr. each scored 13 points, but their scoring could not hold off the Golden Bears' late charge. Justin Cobbs recorded 21 points followed by 15 from Allen Crabbe, almost all of which came down the stretch, to lead Cal past Drake in the closing minutes of the game.

Drake led by as many as nine points with seven minutes to play at 64-55, but Cal rallied and retook the lead at 67-66 with 4:20 remaining in the game thanks to a 12-2 run, fueled by the high-scoring guard combo of Crabbe and Cobbs.

In the second half, the Blue and White was able to take its first lead since the opening minutes with a 13-6 run Bulldog run to build a three-possession lead with Simons scoring seven of those points before Cal rebounded.

DRAKE											70	
Player	FG	3FG	FT	R	TP	A	MIN					
Clarke - F	4-7	1-1	2-6	10	11	2	30					
Simons - F	4-15	1-7	4-4	2	13	2	37					
VanDeest - C	5-7	0-0	3-6	4	13	4	27					
Carter - G	4-8	2-2	3-6	2	13	3	28					
Hines - G	1-3	1-3	2-2	1	5	1	21					
Babineaux	0-2	0-1	0-0	1	0	3	14					
Ricks	5-6	2-3	1-2	4	13	1	19					
Jeffers	0-1	0-1	0-0	0	0	0	3					
Mason	0-0	0-0	0-0	0	0	0	1					
King	1-4	0-3	0-0	0	2	0	14					
Ugbede	0-0	0-0	0-0	1	0	0	6					
Team								1				
Totals	24-53	7-21	15-26	26	70	16	200					

CALIFORNIA

CALIFORNIA											73	
Player	FG	3FG	FT	R	TP	A	MIN					
Solomon - F	4-8	0-1	2-2	5	10	0	12					
Kravis - F	2-8	0-0	2-4	6	6	0	38					
Cobbs - G	5-9	0-1	11-13	5	21	4	38					
Smith - G	2-4	0-2	2-3	0	6	2	24					
Crabbe - G	5-10	2-4	3-4	7	15	2	35					
Wallace	4-7	1-3	0-0	7	9	3	23					
Bak	0-0	0-0	0-0	0	0	0	1					
Powers	0-0	0-0	0-0	0	0	0	3					
Thurman	3-7	0-0	0-0	7	6	0	26					
TEAM								3				
Totals	25-53	3-11	20-26	40	73	11	200					

	Half (33)	Final
FG%	.448 (13-29)	.472
3FG%	.167 (1-6)	.273
FT%	.600 (6-10)	.769

Fouls: DU 25 (Two, 4), Cal 22 (Solomon, 5). **Turnovers:** DU 10 (Four, 2), Cal 13 (Two, 4). **Blocks:** DU 1 (Clarke, 1), Cal 2 (Two, 1). **Steals:** DU 3 (Three, 1), Cal 5 (Cobbs, 2).

GAME 4

RICE	66
DRAKE	77

**Nov. 23, 2012 • Anaheim, Calif.
Anaheim Arena • 1,627**

Five Bulldogs scored in double figures for the second consecutive night, as the Drake University men's basketball team pulled away from Rice, 77-66, in second round of the DIRECTV Classi.

Jordan Clarke stole the show for the Bulldogs with his third double-double in a row for Drake, notching 15 points and grabbing a career-high 18 rebounds. His 18 rebounds also set a tournament record, previously held by Diamon Simpson of St. Mary's in 2008, who had 17 against Cal State Fullerton. The senior also had four assists, two steals and two blocks.

Ben Simons scored a team-high 18 points to lead the Blue and White past the Owls. Seth VanDeest had a strong showing in the post to complement Clarke with 12 points and eight boards of his own. In his encore performance in front of his hometown crowd, Gary Ricks scored 10 points and had three assists. Chris Hines added 11 points. As a team, Drake shot 46 percent from the field and 44 percent from the three-point arc.

RICE											66	
Player	FG	3FG	FT	R	TP	A	MIN					
Wilson - F	1-2	0-0	0-0	1	2	0	16					
Gearhart - F	1-6	1-5	2-2	1	5	3	32					
Guercy - G	3-7	1-4	2-2	2	9	1	33					
Jackson - G	9-17	3-5	4-4	6	25	2	35					
DeBose - G	3-7	1-2	5-6	9	12	2	33					
Washington	2-7	0-1	0-0	3	4	4	15					
Peera	0-1	0-1	0-0	0	0	0	7					
Ramljak	3-6	3-6	0-0	3	9	0	26					
Firozgary	0-0	0-0	0-0	0	0	0	3					
TEAM								3				
Totals	22-53	9-24	13-14	28	66	12	200					

DRAKE

DRAKE											77	
Player	FG	3FG	FT	R	TP	A	MIN	</				

GAME 5

XAVIER	74
DRAKE	70

Nov. 25, 2012 • Anaheim, Calif.
Anaheim Arena •

The Drake University men's basketball team got a pair of 20-point performances from Ben Simons and Joey King, but it wasn't enough to overcome a talented Xavier team as the Bulldogs fell, 74-70, in their final game at the DIRECTV Classic.

Senior Ben Simons became the 23rd player in Drake basketball history to pass the 1,000-point mark, with 20 points to give him 1,009 career points. Joey King was the leading scorer for the Bulldogs, setting a career high with 21 points.

Senior Jordan Clarke recorded his fourth consecutive double-double, adding 12 points and 11 rebounds for the Blue and White. Clarke set the tournament's rebounding record with 39 boards in three games.

Xavier, which trailed 30-26 at halftime, used an 11-0 run to regain the lead, 44-36, midway through the second half. Drake clawed back on multiple occasions in the second half, but the Musketeers pulled away with a 6-0 run in the final four minutes of the game that increased their lead to as many as 11.

XAVIER								74
Player	FG	3FG	FT	R	TP	A	MIN	
Taylor - F	1-4	0-0	1-2	1	3	3	27	
Martin - F	4-10	3-5	2-2	8	13	0	34	
Robinson - F	5-7	0-1	3-3	7	13	0	18	
Christon - G	5-12	1-2	5-7	6	16	7	37	
Davis - G	4-7	1-2	6-8	3	15	2	28	
Redford - G	0-3	0-3	4-4	0	4	1	19	
Amos	0-0	0-0	0-0	0	0	0	0+	
Philmore	4-7	0-2	2-3	6	10	0	27	
Stenger	0-1	0-0	0-0	3	0	0	10	
TEAM	6							
Totals	23-51	5-15	23-29	40	74	13	200	

	Half (26)	Final
FG%	.455 (10-22)	.451
3FG%	.375 (3-8)	.333
FT%	.600 (3-5)	.793

DRAKE

DRAKE								70
Player	FG	3FG	FT	R	TP	A	MIN	
Clarke - F	4-8	1-1	3-5	11	12	3	31	
Simons - F	7-15	4-10	2-2	6	20	2	37	
VanDeest - C	2-6	0-0	0-0	4	4	0	20	
Carter - G	2-7	0-1	0-0	2	4	3	25	
Hines - G	1-7	0-2	4-4	4	6	1	25	
Babineaux	0-2	0-1	0-0	1	0	2	5	
Ricks	0-4	0-2	0-0	2	0	3	17	
Jeffers	0-0	0-0	0-0	0	0	0	1	
Mason	1-4	1-4	0-0	0	3	2	10	
King	7-11	5-7	2-2	2	21	0	29	
TEAM	6							
Totals	24-64	11-28	11-13	32	70	16	200	

	Half (30)	Final
FG%	.382 (13-34)	.375
3FG%	.400 (4-10)	.393
FT%	.000 (0-0)	.846

Fouls: DU 23 (Three, 4), XU 15 (Robinson, 3). Turnovers: DU 12 (Hines, 3), XU 13 (Christon, 5). Blocks: DU 3 (Three, 1), XU 1 (Stenger, 1). Steals: DU 6 (Two, 2), XU 2 (Two, 1).

GAME 6

DRAKE	76
NEVADA	66

Nov. 30, 2012 • Reno, Nev.
Lawlor Events Center • 6,469

Led by five players scoring in double-figures, the Drake University men's basketball team defeated Nevada, 76-66, on the road in the Mountain West/Missouri Valley Challenge.

Richard Carter had his best game to date in a Drake uniform with 16 points, a game-high seven rebounds and four assists with just one turnover. The junior college transfer was 6-of-12 from the field as the Bulldogs shot 44.6 percent from the field and a 45 percent (9-of-20) from three-point range.

Despite the offensive numbers, Drake's defense and rebounding won the game against a Nevada squad that won 28 games and its conference title last season. The Wolf Pack shot 41.2 percent from the field as the Bulldogs' defense imposed its will in the second half to allow just 30.8 percent shooting.

On the boards, Jordan Clarke led an offensive rebounding attack that held a 10-5 advantage to allow Drake to outscore the Wolf Pack, 14-0, on second chance points. Clarke finished with six total boards to go along with his 15 points, two assists and two steals.

DRAKE								76
Player	FG	3FG	FT	R	TP	A	MIN	
Clarke - F	5-10	0-1	5-13	6	15	2	35	
Simons - F	4-11	3-6	0-0	3	11	4	35	
VanDeest - C	5-7	0-0	4-5	2	14	0	16	
Carter - G	6-12	1-2	3-4	7	16	4	34	
Hines - G	1-4	1-4	3-4	4	6	1	22	
Babineaux	0-0	0-0	0-0	0	1	0	5	
Ricks	0-3	0-1	0-0	2	0	2	15	
Jeffers	3-5	3-3	2-2	5	11	2	20	
Mason	1-3	1-2	0-0	3	3	0	9	
King	0-1	0-1	0-0	1	0	1	5	
Ugbede	0-0	0-0	0-0	1	0	0	4	
TEAM	2							
Totals	25-56	9-20	17-28	36	16	12	200	

	Half (45)	Final
FG%	.484 (15-31)	.446
3FG%	.636 (7-11)	.450
FT%	.615 (8-13)	.607

NEVADA

NEVADA								66
Player	FG	3FG	FT	R	TP	A	MIN	
Elliott - F	1-2	0-0	1-2	4	3	1	21	
Panzer - F	2-3	1-1	0-0	2	5	0	23	
Evans - G	3-8	1-3	0-0	5	7	4	27	
Burton - G	3-10	0-4	6-7	2	12	1	29	
Story - G	6-13	2-7	5-6	4	19	4	35	
Coleman	2-3	0-1	2-4	0	6	1	7	
Nyeko	0-0	0-0	2-2	0	2	0	8	
Fuetsch	0-0	0-0	0-0	0	0	0	4	
Huff	2-5	0-1	0-0	4	4	0	16	
Burns	2-6	2-3	0-0	6	6	2	17	
Fall	0-1	0-0	2-2	2	2	1	13	
TEAM	1							
Totals	21-51	6-20	18-23	30	66	14	200	

	Half (39)	Final
FG%	.520 (13-25)	.412
3FG%	.375 (3-8)	.300
FT%	.769 (10-13)	.783

Fouls: DU 21 (King, 4), NV 25 (Three, 4). Turnovers: DU 12 (Three, 2), NV 15 (Two, 3). Blocks: DU 1 (VanDeest). Steals: DU 5 (Two, 2), NV 4 (Four, 1).

GAME 7

SAINT MARY'S	88
DRAKE	73

Dec. 5, 2012 • Des Moines, Iowa
Knapp Center • 3,410

Perennial NCAA participant Saint Mary's had five players score in double-figures to defeat the Drake University men's basketball team, 88-73, at the Knapp Center in a game that was part of the DirecTV Classic.

The Bulldogs never were able to find an offensive rhythm and were limited to 41.2 percent shooting from the field. The team's three-point offense came into the contest averaging 10 three-pointers per game and was limited to six three-pointers, many of them coming with the game out of reach.

Jeremy Jeffers tallied a career-high 16 points to lead the Bulldogs in the loss. Seth VanDeest recorded 15 points before fouling out with just under five minutes to play and Ben Simons added 11 points.

Australian Olympian Matthew Dellavedova was a matchup problem all night for the Bulldogs, finishing with a game-high 31 points to pace the Gaels. Brad Waldow was a force inside, nearly recording a double-double against a defense that was hindered by the absence of Jordan Clarke.

SAINT MARY'S								88
Player	FG	3FG	FT	R	TP	A	MIN	
Waldow - F	5-6	0-0	2-2	8	12	0	24	
Young - F	0-2	0-1	1-2	2	1	3	10	
Page - G	3-10	2-7	2-2	3	10	2	29	
Dellavedova - G	10-14	4-5	7-8	5	31	7	38	
Walker III - G	5-9	4-7	0-0	9	14	4	37	
Rowley	0-0	0-0	0-0	0	0	0	2	
Giusti	0-2	0-2	1-2	1	1	0	13	
Levesque	5-8	0-2	4-4	5	14	5	31	
Petrulis	1-2	1-2	0-0	0	3	0	3	
Hodgson	1-1	0-0	0-0	3	2	0	13	
TEAM	2							
Totals	30-54	11-26	17-20	38	88	21	200	

	Half (47)	Final
FG%	.567 (17-30)	.556
3FG%	.429 (6-14)	.423
FT%	.778 (7-9)	.850

DRAKE

DRAKE								73
Player	FG	3FG	FT	R	TP	A	MIN	
Clarke - F	0-4	0-0	2-4	5	2	0	9	
Simons - F	4-8	1-4	2-2	4	11	1	36	
VanDeest - C	6-9	0-0	3-3	2	15	0	22	
Carter - G	1-3	0-0	6-8	1	8	4	22	
Hines - G	1-6	1-4	1-2	0	4	0	23	
Babineaux	0-2	0-0	0-0	3	0	1	4	
Ricks	3-5	2-3	1-1	1	9	0	20	
Jeffers	4-7	1-3	7-8	1	16	2	23	
Mason	1-3	1-2	3-4	0	6	3	18	
King	1-4	0-1	0-0	1	2	1	20	
Ugbede	0-0	0-0	0-0	0	0	0	3	
TEAM	2							
Totals	21-51	6-17	25-32	20	73	12	200	

	Half (33)	Final
FG%	.310 (9-29)	.412
3FG%	.167 (1-6)	.353
FT%	.778 (14-18)	.781

Fouls: DU 19 (VanDeest, 5), SMC 24 (Two, 4). Turnovers: DU 14 (Carter, 4), SMC 21 (Dellavedova, 9). Blocks: DU 2 (Two, 1), SMC 4 (Waldow, 3). Steals: DU 10 (Simons, 4), SMC 9 (Walker, 5).

GAME 8

IPFW	64
DRAKE	74

Dec. 8, 2012 • Des Moines, Iowa
Knapp Center • 2,867

Senior Chris Hines scored 19 points to lead the Drake University men's basketball to a 74-64 win against IPFW at the Knapp Center.

Hines', a fifth-year senior transfer from Utah, found a more active role on the offensive end and scored his highest point total since transferring to Drake and two shy of his career high. The senior shot 50 percent from the three-point line (3-of-6) and led the team with six free throws on eight attempts.

Junior Ben Simons continued to leave his mark in the Drake record books. With 15 points on the night, Simons moved to 20th on the all-time list.

IPFW pressured Drake throughout most of the second half, causing them 11 second-half turnovers. However, junior Richard Carter found holes in the lane and dished out a career-high eight assists. He also badgered the Mastodons' guards and grabbed five steals, also a career best.

IPFW								64
Player	FG	3FG	FT	R	TP	A	MIN	
Jacobo - F	3-7	2-4	0-0	7	8	1	18	
Hines - F	3-12	0-0	0-2	6	6	0	23	
Gaines - G	8-17	1-4	10-12	6	27	0	37	
McCray - G	2-5	1-2	1-4	3	6	1	23	
Harden - G	1-4	0-1	0-0	2	2	2	26	
Bland	0-3	0-1	0-2	2	0	1	14	
Kibloski	2-5	1-4	5-5	7	10	1	19	
Reed	1-3	0-1	0-1	3	2	0	20	
Edwards	1-3	0-0	1-4	2	3	0	20	
TEAM	2							
Totals	21-59	5-17	17-30	40	64	6	200	

	Half (29)	Final
FG%	.357 (10-28)	.356
3FG%	.167 (1-6)	.294
FT%	.667 (8-12)	.567

DRAKE

DRAKE								74
Player	FG	3FG	FT	R	TP	A	MIN	
Clarke - F	2-4	0-0	5-10	11	9	0	33	
Simons - F	6-14	3-9	0-0	1	15	1	34	
VanDeest - C	1-6	0-0	5-6	8	7	2	25	
Carter - G	3-6	0-1	0-0	3	6	8	29	
Hines - G	5-8	3-6	6-8	3	19	2	29	
Ricks	1-2	1-1	0-0	0	3	1	11	
Jeffers	2-4	0-2	0-0	0	4	0	12	
Mason	3-6	1-3	1-3	2	8	1	17	
King	1-2	1-1	0-0	3	3	0	9	
Ugbede	0-0	0-0	0-0	0	0	0	1	
TEAM	5							
Totals	24-52	9-23	17-27	36	74	15	200	

	Half (39)	Final
FG%	.481 (13-27)	.462
3		



GAME 9

DRAKE 77
IOWA STATE 86

Dec. 15, 2012 • Des Moines, Iowa
Wells Fargo Arena • 13,180

Despite a season-high 18 points from Seth VanDeest, rebounding and foul trouble allowed Iowa State to pull away from the Drake University men's basketball team for an 86-77 win in the Big Four Classic at Wells Fargo Arena.

Each of Drake's top regular contributors in redshirt senior Jordan Clarke, senior Ben Simons and VanDeest found themselves in foul trouble early and saw limited minutes in the first half, playing just 10 combined minutes. Despite just playing five minutes in the first half, VanDeest and Simons exploded in the second half as Simons finished with 13 points to complement VanDeest's 18. Senior Chris Hines also recorded 13 points for Drake.

The foul issues hurt the Bulldogs most on the glass, as they were out-rebounded, 45-30. Clarke finished with a team high seven rebounds, despite only playing 25 minutes before fouling out.

Those fouls allowed Iowa State to take advantage of its chances from the charity stripe, as the Cyclones converted 30-of-41 from the free throw line.

DRAKE						77
Player	FG	3FG	FT	R	TP	A MIN
Clarke - F	3-5	0-1	0-2	7	6	0 25
Carter - G	2-10	0-1	5-5	2	9	4 25
Hines - G	4-10	2-5	3-4	4	13	2 32
Simons - F	4-8	1-5	4-4	5	13	4 24
VanDeest - C	8-10	0-0	2-2	4	18	0 24
Ricks	0-5	0-3	0-0	1	0	0 18
Jeffers	0-2	0-0	0-0	1	0	1 11
Mason	2-5	1-2	2-2	1	7	4 19
King	2-3	2-3	0-0	0	6	0 15
Ugbede	2-4	0-0	1-2	3	5	0 7
TEAM						2
Totals	27-62	6-20	17-21	30	77	15 200

	Half (33)	Final
FG%	.333 (12-36)	.435
3FG%	.200 (2-10)	.300
FT%	.778 (7-9)	.810

IOWA STATE						86
Player	FG	3FG	FT	R	TP	A MIN
Babb - G	3-11	1-5	6-9	5	13	1 38
Ejim - F	5-10	0-1	11-14	11	21	4 31
Lucious - G	3-11	1-5	0-0	2	7	4 33
Clyburn - F	4-7	0-3	9-9	10	17	3 34
Gibson - G	4-5	0-0	0-0	2	8	0 13
Long	0-1	0-0	0-0	0	0	0 1
Booker	2-4	0-1	0-0	5	4	0 19
McGee	1-5	1-3	0-2	5	3	3 16
Niang	4-5	1-1	4-7	4	13	0 15
TEAM						1
Totals	26-59	4-19	30-41	45	86	15 200

	Half (37)	Final
FG%	.506 (13-32)	.441
3FG%	.182 (2-11)	.211
FT%	.643 (9-14)	.732

Fouls: DU 31 (Four, 5), ISU 21 (Two, 4). Turnovers: DU 14 (Carter, 4), ISU 17 (Clyburn, 4). Blocks: DU 0, ISU 5 (Five, 1). Steals: DU 7 (Hines, 3), ISU 10 (Ejim, 4).

GAME 10

NORTH CAROLINA CENTRAL 69
DRAKE 72

Dec. 19, 2012 • Des Moines, Iowa
Knapp Center • 2,388

Seth VanDeest led Drake for the second straight game with 19 points to help the Drake men's basketball team edge North Carolina Central, 72-69.

During the final eight minutes, neither team led by more than four points as the Bulldogs and Eagles went basket-for-basket before Ben Simons hit a three pointer with 2:47 left in the game to put Drake up, 66-65.

NCCU answered with a free throw to briefly tie the game before the Bulldogs went to VanDeest for back-to-back layups in the paint to take a four-point, 70-66, lead with 47 seconds left.

The Eagles didn't succumb to the 4-0 Drake run as Stanton Kidd drained a three-pointer on NCCU's next possession. Defending the in-bound pass, NCCU forced a jump ball to retain possession, but missed its attempt to take the lead with 16 seconds left with the rebound falling into Joey King's hands for his career-high 10th board of the evening. Out of a Drake timeout, Richard Carter was fouled and calmly drained both shots to give Drake its final three-point, 72-69, lead.

NORTH CAROLINA CENTRAL						69
Player	FG	3FG	FT	R	TP	A MIN
Kidd - F	11-14	1-1	0-1	6	23	2 36
Williams - F	0-1	0-0	0-2	1	0	0 7
Ingram - G	8-17	5-10	2-3	3	23	0 40
Chapman - G	1-3	0-1	0-0	4	2	6 30
Willis - G	0-3	0-1	2-2	3	2	1 21
Ferguson	2-3	0-0	2-2	1	6	3 10
Sims	0-0	0-0	0-0	0	0	0 0+
Galava	0-2	0-1	0-0	0	0	0 7
Jawara	4-8	0-2	0-0	10	8	3 31
Houston	1-5	0-2	3-4	0	5	2 18
TEAM						3
Totals	27-56	6-18	9-14	31	69	17 200

	Half (37)	Final
FG%	.583 (14-24)	.482
3FG%	.556 (5-9)	.333
FT%	1.000 (4-4)	.643

DRAKE						72
Player	FG	3FG	FT	R	TP	A MIN
Clarke - F	1-2	0-0	2-4	3	4	2 16
Simons - F	5-13	4-11	2-2	0	16	1 36
VanDeest - C	6-9	0-0	7-8	5	19	1 30
Hines - G	1-4	0-2	0-0	2	2	0 25
Mason - G	1-1	1-1	0-0	1	3	2 17
Babineaux	0-0	0-0	0-1	0	0	0 1
Ricks	2-2	2-2	0-0	0	6	2 15
Carter	3-5	2-2	5-7	1	13	5 23
Jeffers	0-0	0-0	0-0	1	0	0 4
King	1-6	1-3	2-2	10	5	3 27
Ugbede	2-2	0-0	0-0	3	4	1 6
TEAM						1
Totals	22-44	10-21	18-24	27	72	17 200

	Half (41)	Final
FG%	.520 (13-25)	.500
3FG%	.500 (6-12)	.476
FT%	.692 (9-13)	.750

Fouls: DU 12 (VanDeest, 4), NCCU 20 (Two, 4). Turnovers: DU 12 (Two, 3), NCCU 12 (Ingram, 4). Blocks: DU 0, NCCU 2 (Two, 1). Steals: DU 6 (Simons, 2), NCCU 8 (Chapman, 4)

GAME 11

EASTERN ILLINOIS 56
DRAKE 74

Dec. 22, 2012 • Des Moines, Iowa
Knapp Center • 2,669

Hot shooting and a career-high 19 points by freshman Micah Mason helped the Drake men's basketball team defeat Eastern Illinois, 74-56.

Drake shot 56.1 percent (23-of-41) from the field while connecting on 13-of-22 from behind the three-point arc (59.1 percent) and 15-of-18 (83.3 percent) from the free throw line. Mason knocked down a career-high five three-pointers to go along with a career-high six assists in his second start. Eastern Illinois was led by Sherman Blanford with 18 points and seven rebounds.

Drake led for the majority of the first half and took a 33-26 lead into halftime courtesy of a 9-0 run to close the half as the Panthers' methodical offense dictated the tempo of the game.

However, the Bulldogs asserted control of that tempo in the second half as Mason made a three-pointer 25 seconds into the half and later added a layup as Drake built its lead to 38-26. The Panthers ended their scoreless streak after Alex Austin made a free throw at the 17:13 mark to account for five scoreless minutes for EIU.

EASTERN ILLINOIS						56
Player	FG	3FG	FT	R	TP	A MIN
Blanford - F	8-10	0-0	2-3	7	18	0 21
Piper - F	3-5	2-3	0-0	1	8	1 31
Akers - G	2-3	2-3	0-0	0	6	2 26
Jones - G	2-5	1-3	0-0	2	5	3 33
Austin - G	0-7	0-4	4-6	1	4	2 23
Lubsey	0-0	0-0	0-0	1	0	1 8
Herron	0-0	0-0	2-2	0	2	0 9
Anderson	0-0	0-0	0-0	2	0	0 7
Woods	3-9	0-2	4-8	5	10	3 23
Harvey	1-3	1-2	0-0	0	3	0 19
TEAM						6
Totals	19-42	6-17	12-19	25	56	12 200

	Half (26)	Final
FG%	.409 (9-22)	.452
3FG%	.273 (3-11)	.353
FT%	.714 (5-7)	.632

DRAKE						74
Player	FG	3FG	FT	R	TP	A MIN
King - F	0-4	0-3	2-2	3	2	2 24
Simons - F	4-9	3-4	3-4	4	14	3 35
VanDeest - C	4-5	0-0	2-2	3	10	2 28
Hines - G	3-5	3-4	2-2	0	11	1 21
Mason - G	7-8	5-6	0-0	2	19	6 27
Babineaux	0-1	0-0	2-4	0	2	1 7
Ricks	2-4	2-3	0-2	2	6	0 16
Carter	1-1	0-0	2-2	0	4	2 11
Jeffers	1-3	0-2	0-0	1	2	0 16
McLaughlin	0-0	0-0	0-0	0	0	0 2
Bowie	0-0	0-0	0-0	0	0	0 2
Ugbede	1-1	0-0	2-2	2	4	0 11
TEAM						2
Totals	23-41	13-22	15-18	19	74	17 200

	Half (33)	Final
FG%	.579 (11-19)	.561
3FG%	.625 (5-8)	.591
FT%	1.000 (6-6)	.833

Fouls: DU 20 (Two, 4), EIU 21 (Blanford, 4). Turnovers: DU 14 (Babineaux, 3), EIU 19 (Austin, 6). Blocks: DU 5 (VanDeest, 3), EIU 2 (Two, 1). Steals: DU 7 (Two, 2), EIU 7 (Ausin, 3)

GAME 12

DRAKE 57
BRADLEY 67

Dec. 29, 2012 • Peoria, Ill.
Carver Arena • 7,534

Cold shooting and turnovers combined to hamper the Drake University men's basketball team in its Missouri Valley Conference opener as the team fell at Bradley, 67-57.

Drake was second in the nation in three-point shooting coming into the game but managed just 18.5 percent (5-of-27) against a stingy Bradley defense that forced 18 Drake turnovers and scored 23 points as a result of Bulldog miscues.

Ben Simons led Drake with a double-double thanks to 13 points and a career-high 10 rebounds while Seth VanDeest and Chris Hines added 10 and 11 points, respectively.

Simons' 10 boards helped contribute to the team's season-high 46 rebounds with the Bulldogs holding a 12-rebound advantage over Bradley.

However, Drake shot an uncharacteristically low 33.9 percent (20-of-59) from the field.

The Braves were paced by Dyrucus Simms-Edwards' 20 points and eight steals while Walt Lemmon, Jr. added 23 points.

DRAKE						57
Player	FG	3FG	FT	R	TP	A MIN
Clarke - F	1-4	0-2	1-2	8	3	0 31
Simons - F	4-18	1-8	4-4	10	13	1 37
VanDeest - C	3-4	0-0	4-7	7	10	1 17
Hines - G	3-8	3-6	2-2	3	11	0 30
Mason - G	0-3	0-1	0-0	1	0	3 12
Ricks	3-5	1-3	0-0	2	7	1 13
Carter	1-7	0-3	0-0	2	2	5 28
Jeffers	0-0	0-0	0-0	0	0	0 1
King	2-6	0-4	0-0	4	4	1 14
Ugbede	3-4	0-0	1-2	5	7	0 17
TEAM						4
Totals	20-59	5-27	12-17	46	57	12 200

	Half (29)	Final
FG%	.345 (10-29)	.339
3FG%	.111 (1-9)	.185
FT%	.667 (6-9)	.706

BRADLEY						67
Player	FG	3FG	FT	R	TP	A MIN
Pickett - F	3-9	0-0	4-4	8	10	1 26
Egoff - C	1-6	1-2	2-5	5	5	1 25
Eastman - G	0-2	0-2	0-0	6	0	2 30
Lemon - G	8-15	2-3	5-8	6	23	4 36
S-Edwards - G8-14	2-5	2-3	2	20	2	37
Bell	2-3	1-1	1-2	2	6	0 14
Crawford	0-0	0-0	0-0	0	0	0 2
Shavok	0-0	0-0	0-0	1	0	0 6
Prosser	1-6	0-0	1-3	2	3	1 24
TEAM						2
Totals	23-55	6-13	15-25	34	67	11 200

	Half (29)	Final
FG%	.407 (11-27)	.418
3FG%	.250 (1-4)	.462
FT%	.545 (6-11)	.600

Fouls: DU 19 (Two, 5), BU 15 (Two, 3). Turnovers: DU 18 (Clarke, 4), BU 8 (Simms-Edwards, 3). Blocks: DU 3 (VanDeest, 2), BU 1 (Crawford, 1). Steals: DU 3 (VanDeest, 2), BU 13 (Simms-Edwards, 8).

GAME 13

WICHITA STATE 75
 DRAKE 62

Jan. 2, 2013 • Des Moines, Iowa
 Knapp Center • 2,792

Freshmen Micah Mason and Joey King combined to score 29 points, but the Drake men's basketball team couldn't overcome a hot-shooting Wichita State squad as the Shockers downed the Bulldogs, 75-63, at the Knapp Center.

Mason was 4-of-7 from the three-point arc for 14 points, 11 of them coming in the second half. King scored a late flurry of points on a 7-of-10 performance from the floor for 15 points.

Wichita State was 12-of-25 from the three-point arc and scored 29 points off Drake's 19 turnovers. The Shockers were paced by Nick Wiggins' 18 points and four three-pointers.

Drake trailed by as many as 17 with eight minutes left in the game but clawed back within eight points in the final minute thanks to back-to-back baskets by King as part of an 8-0 run.

Forced to foul in the final minute, the Shockers were able to drain enough free throws to pull away for the 12-point win.

That 17-point WSU cushion developed thanks to WSU hitting four threes in the first 10 minutes of the second half.

WICHITA STATE 75										
Player	FG	3FG	FT	R	TP	A	MIN			
Early - F	4-6	3-3	0-0	2	11	1	13			
Orukpe - C	5-6	0-0	0-0	6	10	0	29			
Armstead - G	5-13	4-6	0-1	5	14	4	33			
Williams - G	3-11	0-4	3-6	1	9	6	31			
Cotton - G	4-6	0-1	2-2	7	10	1	35			
Lufelle	0-2	0-0	0-0	1	0	0	11			
Wiggins	6-8	4-5	2-2	2	18	1	17			
VanVleet	1-2	1-2	0-0	0	3	1	14			
White	0-6	0-4	0-0	5	0	0	17			
Team							5			
Totals	28-60	12-25	7-11	34	75	14	200			

	Half (34)	Final
FG%	.419 (13-31)	.467
3FG%	.400 (6-15)	.480
FT%	.667 (2-3)	.636

DRAKE 63

Player	FG	3FG	FT	R	TP	A	MIN			
Clarke - F	0-1	0-0	0-0	5	0	0	21			
Simons - F	3-6	2-5	0-0	1	8	1	31			
VanDeest - C	2-4	0-0	4-4	4	8	0	24			
Hines - G	4-11	1-7	0-0	2	9	1	27			
Mason - G	5-9	4-7	0-0	4	14	2	31			
Ricks	0-3	0-3	0-0	1	0	1	15			
Carter	1-5	0-1	1-2	2	3	2	16			
King	7-10	0-2	1-3	6	15	0	23			
Ugbede	1-3	0-0	4-5	4	6	0	12			
Team							4			
Totals	23-52	7-25	10-14	33	63	7	200			

	Half (32)	Final
FG%	.500 (12-24)	.442
3FG%	.385 (5-13)	.280
FT%	1.000 (3-3)	.714

Fouls: DU 14 (Three, 3), WSU 15 (Two, 4) Turnovers: DU 19 (Three, 3), WSU 12 (VanVleet, 4). Blocks: DU 2 (Two, 2), WSU 3 (Orukpe, 2) Steals: DU 5 (Two, 2), WSU 13 (Cotton, 4)

GAME 14

MISSOURI STATE 77
 DRAKE 65

Jan. 5, 2013 • Des Moines, Iowa
 Knapp Center • 3,804

Freshman Joey King matched a career high with 21 points, but it wasn't enough for the Drake University men's basketball team to push past Missouri State as the Bears held on for a 77-65 win at the Knapp Center.

King matched his career-best set earlier this season against Xavier in the Direct TV Classic. He also led the team in rebounds with seven. Senior Ben Simons poured in 17 points, 14 in the second half.

The Bears shot 44 percent from three point range on the night, hitting eight of their 18 attempts. They began the game making five of their first nine from distance.

The Bulldogs opened the second half on a 10-2 run, thanks for four points each by King and senior Chris Hines and a Simons three-pointer. The Bears' led fluctuated throughout the remainder of the half with the Bulldogs coming within two at 55-53 with 7:10 to play.

A Gavin Thurman three-pointer with 2:05 to play extended the Missouri State lead to 64-57 and Anthony Downing hit six consecutive free throws to seal it.

MISSOURI STATE 77										
Player	FG	3FG	FT	R	TP	A	MIN			
Wilson - F	4-6	0-0	0-0	3	8	0	17			
Kirk - F	2-4	0-0	0-0	4	4	1	20			
Downing - G	7-10	4-5	6-6	3	24	2	29			
Marshall - G	3-8	2-3	3-5	5	11	4	32			
Williams - G	0-1	0-1	0-2	1	0	0	11			
Pickens	5-7	0-0	0-2	6	10	1	26			
Aromona	0-1	0-1	0-0	0	0	0	7			
Thurman	4-7	2-3	3-4	3	13	2	25			
Scheer	0-3	0-3	7-9	8	7	1	30			
Marshall	0-2	0-2	0-0	0	0	0	3			
TEAM							1			
Totals	25-49	8-18	19-28	33	77	11	200			

	Half (36)	Final
FG%	.462 (12-26)	.510
3FG%	.500 (5-10)	.444
FT%	.500 (7-14)	.679

DRAKE 65

Player	FG	3FG	FT	R	TP	A	MIN			
Clarke - F	1-3	0-0	0-0	5	2	1	21			
Simons - F	6-12	3-7	2-2	5	17	1	38			
VanDeest - C	2-3	0-0	4-4	2	8	0	16			
Carter - G	1-7	0-2	3-4	2	5	3	24			
Hines - G	4-8	0-3	2-2	3	10	1	35			
Babineaux	1-4	0-1	0-2	1	2	0	16			
Ricks	0-0	0-0	0-0	0	0	0	5			
Jeffers	0-2	0-1	0-0	2	0	0	6			
King	8-15	3-7	2-2	7	21	3	29			
Ugbede	0-1	0-0	0-0	1	0	0	10			
Team							1			
Totals	23-55	6-21	13-16	29	65	9	200			

	Half (26)	Final
FG%	.269 (7-26)	.418
3FG%	.357 (5-14)	.286
FT%	.875 (7-8)	.813

Fouls: DU 24 (Hines, 5), MSU 16 (Four, 3) Turnovers: DU 10 (Three, 2), MSU 7 (Marshall, 2). Blocks: DU 2 (Two, 1), MSU 1 (Pickens, 1) Steals: DU 1 (Simons, 1), MSU 3 (Downing, 2)

GAME 15

DRAKE 61
 NO. 13 CREIGHTON 91

Jan. 8, 2013 • Omaha, Neb.
 CenturyLink Center • 18,073

A red-hot shooting performance helped No. 13 Creighton cruise past the Drake University men's basketball team by a 91-61 margin.

The Bulldogs were led by Joey King with 17 points off of the bench. All five of the freshman's made shots were from three-point distance for his third highest point total of the season. Creighton had four players in double figures with Ethan Wragge leading all scorers with 22 points.

The MVC-leading Bluejays shot 64 percent from the field on the night, including 16 three-pointers. The Bulldogs were unable to get many open shots and converted on 35 percent from the field (21-of-59) and 32 percent from three (9-of-28). The squad struggled early, scoring nine points in the first 10 minutes of the contest.

The Bluejays came out gunning with three-pointers by Grant Gibbs, Doug McDermott and Jahenns Manigat to give Creighton an 11-2 lead. Before the Bulldogs were able to gather their bearings, the hosts had jumped out to a 21-point lead, 30-9, 10 minutes into the game.

DRAKE 61										
Player	FG	3FG	FT	R	TP	A	MIN			
Clarke - F	3-6	0-0	5-7	4	11	0	22			
Simons - F	2-8	0-2	0-0	4	4	1	30			
VanDeest - C	2-4	0-0	0-0	6	4	3	14			
Hines - G	0-5	0-4	0-0	1	0	0	19			
Mason - G	4-6	3-4	0-0	0	11	4	26			
Babineaux	0-0	0-0	1-2	1	1	0	6			
Ricks	0-7	0-6	0-0	0	0	3	11			
Carter	3-8	0-1	0-0	2	6	2	16			
Jeffers	2-5	1-2	0-0	1	5	1	17			
King	5-10	5-9	2-2	2	17	1	32			
Ugbede	0-0	0-0	2-3	1	2	0	7			
TEAM							1			
Totals	21-59	9-28	10-14	22	61	15	200			

	Half (25)	Final
FG%	.281 (9-32)	.356
3FG%	.308 (4-13)	.321
FT%	.750 (3-4)	.714

CREIGHTON 91

Player	FG	3FG	FT	R	TP	A	MIN			
McDermott - F	6-8	2-3	2-2	7	16	3	26			
Echenique - C	1-4	0-0	0-2	4	2	1	19			
Chatman - G	2-3	1-1	0-0	2	5	9	28			
Gibbs - G	4-4	2-2	0-0	5	10	4	17			
Manigat - G	4-6	3-4	2-2	3	13	5	25			
Stormberg	1-1	0-0	0-0	0	2	2	7			
Yates	0-2	0-1	0-0	2	0	0	6			
Dingman	1-5	1-4	0-0	4	3	1	22			
Groselle	1-1	0-0	0-0	1	2	0	5			
Johnson	3-5	1-3	2-2	0	9	0	12			
Kelling	1-1	0-0	0-1	1	2	0	2			
Artino	2-2	0-0	1-3	3	5	1	10			
Wragge	8-11	6-9	0-0	5	22	1	17			
Olsen	0-0	0-0	0-0	0	0	0	2			
Oginni	0-0	0-0	0-0	1	0	1	8			
TEAM							2			
Totals	34-53	16-27	7-12	40	91	28	200			

	Half (49)	Final
FG%	.679 (19-28)	.642
3FG%	.692 (9-13)	.593
FT%	.500 (2-4)	.583

Fouls: DU 13 (King, 3), CU 15 (Three, 3) Turnovers: DU 7 (Mason, 3), CU 14 (Two, 3). Blocks: DU 0, CU 2 (Two, 1) Steals: DU 7 (VanDeest, 2), CU 3 (Three, 1).

GAME 16

DRAKE 82
 ILLINOIS STATE 77

Jan. 12, 2013 • Normal, Ill.
 Redbird Arena • 5,706

A career-high 23 points from Chris Hines and a tough second-half defensive effort helped propel the Drake University men's basketball team over Illinois State, 82-77, at Redbird Arena.

Facing a 9-point first-half deficit after allowing the Redbirds to shoot 54.8 percent from the field, the defense stole the show in the second half by keeping Illinois State without a field goal for the first 6:13 of the half to take the lead. The Redbirds mustered just 32.4 percent shooting in the stanza.

Jordan Clarke scored Drake's first six points of the half and finished the game with a 16-point, 11-rebound effort that included 7-of-7 shooting.

Fellow senior Ben Simons capped the run that gave the Bulldogs the lead at 46-44 with five straight points. Simons matched Hines with 23 points, five rebounds and three assists.

With 6:31 left, Drake still led by 14 points, 72-58, before the Redbirds started to chip away at the margin. A 15-5 run by ISU closed the gap to two possessions, 77-73, with 47 seconds left.

DRAKE 82										
Player	FG	3FG	FT	R	TP	A	MIN			
Clarke - F	7-7	0-0	2-4	11	16	0	31			
Simons - F	7-13	4-9	5-7	5	23	3	39			
VanDeest - C	1-4	0-0	1-2	0	3	0	14			
Hines - G	9-17	4-8	1-2	4	23	3	36			
Mason - G	1-4	1-3	3-3	1	6	3	30			
Carter	0-4	0-1	0-0	1	0	2	12			
Jeffers	0-1	0-1	0-0	0	0	0	6			
King	3-9	1-2	4-4	11	11	4	31			
Ugbede	0-0	0-0	0-0	0	0	0	1			
TEAM							5			
Totals	28-59	10-24	16-23	38	82	15	200			

	Half (32)	Final
FG%	.448 (13-29)	.475
3FG%	.364 (4-11)	.417
FT%	.333 (2-6)	.696

ILLINOIS STATE 77

Player	FG	3FG	FT	R	TP	A	MIN			



GAME 17

EVANSVILLE 69
 DRAKE 83

Jan. 16, 2013 • Des Moines, Iowa
 Knapp Center • 3,694

Chris Hines' 21 points and three others in double figures led the Drake University men's basketball team to an 83-69 win at the Knapp Center.

Leading by just one point at halftime, 39-38, the Bulldogs came out on fire in the second half, hitting 15-of-23 shots from the floor (65.2 percent), including 7-of-9 from behind the arc (77.8 percent).

Drake was strong on the defensive end as well as the team held Evansville to just 7-of-24 from the field (24.1 percent) and 1-of-13 from behind the three-point line in the second half.

After Colt Ryan knocked down two free throws to give Evansville a 57-56 lead with 11:52 left in the game. Drake answered with a 15-4 run, the last on a jumper by Joey King (Eagan, Minn.), to give the Bulldogs a 71-59 lead that forced Evansville to take a timeout with 4:53 left in the game to try and stop the bleeding.

However, Evansville had no answer for Drake out of the timeout as the Bulldogs would go up by as many as 16 points on the way to their first MVC win.

EVANSVILLE 69										
Player	FG	3FG	FT	R	TP	A	MIN			
Jones - F	3-6	0-1	3-5	3	9	0	34			
Ryan - F	4-16	1-5	16-16	8	25	3	36			
Mockevicius - C	2-4	0-0	2-2	1	6	0	11			
Taylor - G	0-4	0-0	0-0	7	0	3	26			
Cox - G	4-10	2-6	2-2	4	12	4	32			
Sawvell	0-1	0-0	0-0	0	0	1	11			
Moore	2-2	0-0	0-0	4	3	4	19			
Wing	0-1	0-0	0-0	1	0	0	2			
Jahr	0-2	0-1	0-0	0	2	0	6			
Balentine	4-12	2-6	3-3	2	13	2	23			
TEAM				3						
Totals	19-58	5-19	26-28	33	69	13	200			

	Half (38)	Final
FG%	.414 (12-29)	.328
3FG%	.667 (4-6)	.263
FT%	1.000 (10-10)	.929

DRAKE 83

Player	FG	3FG	FT	R	TP	A	MIN			
Clarke - F	2-5	0-0	0-2	9	4	1	25			
Simons - F	8-12	2-3	0-0	2	18	1	30			
VanDeest - C	3-7	0-0	5-8	7	11	3	23			
Hines - G	6-9	5-6	4-4	4	21	2	34			
Mason - G	2-4	1-2	0-0	0	5	2	15			
Ricks	1-3	0-2	0-0	3	2	0	10			
Carter	3-8	2-3	5-6	1	13	6	25			
Jeffers	1-5	0-2	0-0	3	2	1	16			
King	3-4	1-2	0-0	1	7	0	16			
Ugbede	0-0	0-0	0-0	0	0	0	6			
Team				6						
Totals	29-57	11-20	14-20	36	83	16	200			

	Half (39)	Final
FG%	.412 (14-34)	.509
3FG%	.364 (4-11)	.550
FT%	.700 (7-10)	.700

Fouls: DU 20 (Carter, 4), UE 16 (Mockevicius, 4). Turnovers: DU 16 (Carter, 3), UE 16 (Two, 3). Blocks: DU 4 (Clarke, 3), UE 4 (Moore, 3). Steals: DU 8 (Clarke, 3), UE 6 (Jones, 2).

GAME 18

DRAKE 55
 NORTHERN IOWA 85

Jan. 20, 2013 • Cedar Falls, Iowa
 McLeod Center • 4,215

An early first-half deficit coupled with a 16-0 UNI run in the second half proved to be too much for the Drake University men's basketball team to overcome as the Panthers defeated the Bulldogs, 85-55.

Richard Carter scored 16 points on 6-of-12 shooting, but the previously hot-shooting Bulldogs converted on just 35.6 of their attempts in the loss.

Deon Mitchell led UNI with 20 points to pace four Panthers in double-figures including Jake Koch with 16 points on near-perfect 7-of-8 shooting. As a team, UNI converted on 60 percent of their shots and were shooting above 70 percent from the field for the majority of the second half.

Halfway through the first half, Drake held a two-point lead before a 13-0 run vaulted UNI into a 11-point, 28-17, lead with over a 3:13 span.

Coming out of intermission, the Bulldogs couldn't reverse the momentum as UNI used a 16-0 run four minutes into the second half to extend its lead to 28 at 59-31.

DRAKE 55										
Player	FG	3FG	FT	R	TP	A	MIN			
Clarke - F	5-7	0-0	0-0	8	10	1	26			
Hines - G	1-4	1-3	0-0	0	3	1	18			
Mason - G	0-5	0-5	0-0	0	0	0	14			
Simons - G	2-9	2-5	0-0	2	6	4	33			
VanDeest - C	1-2	0-0	4-4	3	6	1	21			
Babineaux	1-3	0-0	0-0	0	2	1	4			
Ricks	0-4	0-2	0-0	1	0	0	12			
Carter	6-12	2-4	2-4	2	16	2	28			
Jeffers	3-5	1-2	1-1	1	8	0	16			
King	0-5	0-2	0-0	4	0	0	23			
Ugbede	2-3	0-0	0-0	1	4	0	5			
Team				4						
Totals	21-59	6-23	7-9	26	55	10	200			

	Half (22)	Final
FG%	.300 (9-30)	.356
3FG%	.286 (4-14)	.261
FT%	.000 (0-1)	.778

NORTHERN IOWA 85

Player	FG	3FG	FT	R	TP	A	MIN			
Mitchell - G	6-9	3-4	5-6	2	20	3	29			
Tuttle - F	4-5	0-0	2-2	3	10	3	22			
Koch - F	7-8	0-1	2-3	7	16	3	25			
Sonnen - G	2-4	2-4	2-2	5	8	2	30			
James - F	4-8	0-2	2-2	5	10	1	26			
Rank	1-2	1-2	0-0	3	3	0	14			
Bohannon	0-2	0-2	0-0	2	0	1	19			
Singleton	2-3	0-1	0-0	0	4	0	4			
Buss	2-6	0-1	5-5	4	9	0	17			
Martino	2-2	1-1	0-0	2	5	0	10			
Pehl	0-1	0-0	0-0	1	0	0	4			
TEAM										
Totals	30-50	7-18	18-20	34	85	13	200			

	Half (37)	Final
FG%	.520 (13-25)	.600
3FG%	.400 (4-10)	.389
FT%	1.000 (7-7)	.900

Fouls: DU 19 (Two, 3), UNI 13 (Bohannon, 4). Turnovers: DU 16 (Three, 3), UNI 14 (Four, 3). Blocks: DU 1 (Simons, 1), UNI 6 (Three, 2). Steals: DU 7 (Clarke, 3), UNI 9 (Sonnen, 3).

GAME 19

NO. 17/12 CREIGHTON 69
 DRAKE 74

Jan. 23, 2013 • Des Moines, Iowa
 Knapp Center • 6,612

The Drake University men's basketball team outlasted a furious second half rally by No. 17/12 Creighton to stun the Bluejays, 74-69, in a thrilling finish before a crowd of 6,162 fans at the Knapp Center.

Four Bulldogs scored in double figures, led by Richard Carter, who had 20 points coming off the bench. Ben Simons and Jeremy Jeffers scored 13 points each and Daddy Ugbede had a career performance with 12 points.

Despite shooting over 50 percent in the first half, the Bulldogs struggled from the field in the second half and finished the game shooting 24-for-54 from the field, for a 44.4 percent clip. Drake also connected on eight shots from three-point range. Creighton finished the game with a 45.0 percent performance from the field. However, Drake's defense held the nation's top three-point shooting team to a frigid 23.8 percent mark from three-point range on five makes.

Creighton was led by the efforts of All-American Doug McDermott who scored 19 points, but only had two in the second half.

CREIGHTON 69										
Player	FG	3FG	FT	R	TP	A	MIN			
McDermott - F	8-18	0-6	3-3	6	19	1	34			
Echenique - C	4-7	0-0	0-0	6	8	0	19			
Chatman - G	3-5	1-2	3-5	4	10	1	38			
Gibbs - G	7-14	2-2	2-3	5	18	8	33			
Manigat - G	0-4	0-3	0-0	3	0	2	37			
Stormberg	0-0	0-0	0-0	0	0	0	1			
Dingman	0-2	0-1	0-0	1	0	0	8			
Johnson	0-0	0-0	0-0	0	0	0	3			
Artino	3-3	0-0	2-2	3	8	1	10			
Wrage	2-7	2-7	0-0	2	6	0	17			
Team				1						
Totals	27-60	5-21	10-13	31	69	13	200			

	Half (28)	Final
FG%	.393 (11-28)	.450
3FG%	.000 (0-7)	.238
FT%	.750 (6-8)	.769

DRAKE 74

Player	FG	3FG	FT	R	TP	A	MIN			
Clarke - F	2-4	0-0	2-5	7	6	0	24			
Simons - F	4-10	1-5	4-4	3	13	1	39			
VanDeest - C	1-3	0-0	1-2	3	3	1	18			
Hines - G	2-8	1-4	0-0	5	5	1	24			
Mason - G	1-4	1-4	1-2	4	4	4	17			
Ricks	0-4	0-3	0-0	0	0	2	12			
Carter	7-9	2-2	4-7	7	20	2	29			
Jeffers	3-6	3-3	2-2	2	11	2	15			
King	0-1	0-1	0-0	0	0	0	3			
Ugbede	4-5	0-0	4-8	5	12	0	19			
Team				3						
Totals	24-54	8-22	18-30	39	74	13	200			

	Half (44)	Final
FG%	.533 (16-30)	.444
3FG%	.333 (5-15)	.364
FT%	.636 (7-11)	.600

Fouls: DU 15 (Two, 4), CU 21 (Three, 4). Turnovers: DU 14 (Two, 3), CU 9 (McDermott, 3). Blocks: DU 5 (Simons, 3), CU 4 (Echenique, 2). Steals: DU 4 (Four, 1), CU 9 (Gibbs, 4).

GAME 20

DRAKE 72
 MISSOURI STATE 78

Jan. 27, 2013 • Springfield, Mo.
 JQH Arena • 5,824

The Drake University men's basketball team could not answer 26 points from Missouri State's Anthony Downing and a 71 percent second-half shooting performance as the Bears clipped the Bulldogs, 78-72, at JQH Arena.

Ben Simons led Drake with 19 points on 8-of-12 shooting. Micah Mason chipped in 17 points with four assists while Jordan Clarke nearly notched a double-double with nine points and 11 rebounds.

Drake appeared poised to break open the contest in the second half with an 11-0 run over the first three minutes of the period to take a 39-29 lead as the defense forced stops.

With 7:39 left in the game, Missouri State claimed its first lead of the second half on a Keith Pickens steal and dunk. Just two minutes later, the Bears had extended their lead to six points.

Facing a 5-point, 70-65, deficit with a 1:36 left to play after a Simons jumper, the Bulldogs allowed Nathan Scheer to get loose on the wing for a three-pointer to give the Bears an 8-point cushion with one minute remaining.

DRAKE 72										
Player	FG	3FG	FT	R	TP	A	MIN			
Clarke - F	3-7	0-0	3-8	11	9	4	35			
Simons - F	8-12	3-6	0-0	4	19	1	36			
VanDeest - C	4-7	0-0	4-5	8	12	0	19			
Hines - G	2-7	0-5	0-1	0	4	2	30			
Mason - G	6-11	5-9	0-0	2	17	4	31			
Ricks	0-0	0-0	0-0	0	0	0	4			
Carter	1-8	1-4	0-0	0	3	1	15			
Jeffers	2-5	2-4	0-0	3	6	1	20			
King	1-2	0-0	0-0	1	2	1	8			
Ugbede	0-0	0-0	0-0	0	0	0	2			
Team										
Totals	27-59	11-28	7-14	29	72	14	200			

	Half (28)	Final
FG%	.357 (10-28)	.458
3FG%	.400 (6-15)	.393
FT%	.500 (2-4)	.500

MISSOURI STATE 78

Player	FG	3FG	FT	R	TP	A	MIN			
Wilson - F	1-4	0-0	0-2	6	2	1	27			
Thurman - F	3-7	2-5	1-2	7	9	2	30			
Downing - G	10-17	1-1	5-8	3	26	4	32</			

GAME 21

DRAKE 61
SOUTHERN ILLINOIS 56

Jan. 30, 2013 • Carbondale, Ill.
SIU Arena • 4,626

Senior Chris Hines scored a game-high 12 points to lead the Drake University men's basketball team to a 61-56 win over Southern Illinois at SIU Arena.

The Bulldogs shot 50 percent from the field and 53.3 percent from the arc to overcome 20 turnovers that allowed the Salukis to remain in the game via 21 points off turnovers.

Drake led by as many as 10 points in the second half before SIU rallied to tie the game, 54-54, with 1:33 left. A clutch three-pointer from junior Richard Carter on Drake's next possession broke the stalemate with a minute to play and the Bulldogs made 6-of-8 free throws in the final minute to seal the win.

Despite the defense limiting SIU's chances, Bulldog miscues kept the Salukis close and back-to-back turnovers allowed SIU to tie the game at 51-51 with 4:53 left. The next three minutes saw just six total points scored to set up the suspense in the final 1:33 before Carter's three-pointer from the wing allowed DU to pull away.

DRAKE 61

Player	FG	3FG	FT	R	TP	A	MIN
Clarke - F	3-5	0-0	5-6	6	11	1	33
Simons - F	2-5	0-1	4-5	7	8	2	39
VanDeest - C	1-3	0-0	3-4	7	5	0	17
Hines - G	4-9	4-8	0-0	0	12	0	27
Mason - G	1-1	1-1	0-00	2	3	3	16
Babineaux	0-1	0-1	0-0	0	0	0	3
Ricks	1-2	1-2	0-0	1	3	2	17
Carter	2-6	1-1	2-4	0	7	0	22
Jeffers	1-2	0-0	0-0	1	2	2	13
King	4-4	1-1	1-2	2	10	0	13
Team				4			
Totals	19-38	8-15	15-22	30	61	8	200

	Half (34)	Final
FG%	.520 (13-25)	.500
3FG%	.500 (5-10)	.533
FT%	.750 (3-4)	.682

SOUTHERN ILLINOIS 56

Player	FG	3FG	FT	R	TP	A	MIN
Daniels - F	0-3	0-0	0-0	4	0	0	19
B-Surles - G	2-7	1-6	0-1	1	5	2	25
Jackson - G	5-12	1-7	4-6	9	15	6	34
Swan - G	4-5	0-0	2-4	2	10	1	35
Beane - G	1-9	0-4	2-4	1	4	1	30
Pendleton	0-0	0-0	0-0	0	0	0	3
Long	1-2	1-2	0-0	0	3	1	12
Lindsay	3-7	3-5	2-2	1	11	1	17
Early	3-6	0-1	2-2	8	8	1	24
Belts	0-1	0-0	0-0	0	0	0	1
TEAM				2			
Totals	19-52	6-25	12-19	28	56	13	200

	Half (28)	Final
FG%	.320 (8-25)	.365
3FG%	.385 (5-13)	.240
FT%	.538 (7-13)	.632

Fouls: DU 22 (King, 5), SIU 19 (Daniels, 4). Turnovers: DU 20 (King, 4), SIU 13 (Jackson, 6). Blocks: DU 1 (King, 1), SIU 2 (Daniels, 2) Steals: DU 6 (Carter, 2), SIU 9 (Jackson, 3)

2012-13 RESULTS

RECORD:	OVERALL	HOME	AWAY	NEUTRAL
ALL GAMES	10-11	6-3	3-5	1-3
CONFERENCE	4-6	2-2	2-4	0-0
NON-CONFERENCE	6-5	4-1	1-1	1-3

Date	Opponent	Score	Att.	High Points	High Rebounds
11/10/12	WILLIAM JEWELL	W 96-66	3273	(25)Simons, Ben	(7)Clarke, Jordan
11/17/12	at Detroit	79-85 L	2047	(17)Clarke, Jordan	(10)Clarke, Jordan
11/22/12	!vs California	70-73 L	1087	(13)Ricks, Gary (13)VanDeest, Seth (13)Carter, Richard	(10)Clarke, Jordan
11/23/12	!vs Rice	W 77-66	1627	(18)Simons, Ben	(18)Clarke, Jordan
11/25/12	!vs Xavier	70-74 L	2527	(21)King, Joey	(11)Clarke, Jordan
11/30/12	#at Nevada	W 76-66	6469	(16)Carter, Richard	(7)Carter, Richard
12/05/12	SAINT MARY'S	73-88 L	3410	(16)Jeffers, Jeremy	(5)Clarke, Jordan
12/08/12	IPFW	W 74-64	2861	(19)Hines, Chris	(11)Clarke, Jordan
12/15/12	^vs Iowa State	77-86 L	13180	(18)VanDeest, Seth	(7)Clarke, Jordan
12/19/12	NORTH CAROLINA CENTRAL	W 72-69	2388	(19)VanDeest, Seth	(10)King, Joey
12/22/12	EASTERN ILLINOIS	W 74-56	2669	(19)Mason, Micah	(4)Simons, Ben
12/29/12	*at Bradley	57-67 L	7534	(13)Simons, Ben	(10)Simons, Ben
01/02/13	*WICHITA STATE	63-75 L	2792	(15)King, Joey	(6)King, Joey
01/05/13	*MISSOURI STATE	65-77 L	3804	(21)King, Joey	(7)King, Joey
01/08/13	*at Creighton	61-91 L	18073	(17)King, Joey	(6)VanDeest, Seth
01/12/13	*at Illinois State	W 82-77	5706	(23)Hines, Chris (23)Simons, Ben	(11)Clarke, Jordan (11)King, Joey
01/16/13	*EVANSVILLE	W 83-69	3694	(21)Hines, Chris	(9)Clarke, Jordan
01/20/13	*at UNI	55-85 L	4215	(16)Carter, Richard	(8)Clarke, Jordan
01/23/13	*CREIGHTON	W 74-69	6162	(20)Carter, Richard	(7)Carter, Richard (7)Clarke, Jordan
01/27/13	*at Missouri State	72-78 L	5824	(19)Simons, Ben	(11)Clarke, Jordan
01/30/13	*at Southern Illinois	W 61-56	4626	(12)Hines, Chris	(7)VanDeest, Seth (7)Simons, Ben

! - DirecTV Classic (Anaheim, Calif.)
 # - MWC/MVC Challenge
 ^ - Big Four Classic
 * = Missouri Valley Conference game

Attendance Summary	Games	Attend	Avg/Game
Home	9	31053	3450
Away	8	54494	6812
Neutral	4	18421	4605
Total	21	103968	4951

2012-13 COMBINED STATS

RECORD:	OVERALL	HOME	AWAY	NEUTRAL
ALL GAMES	10-11	6-3	3-5	1-3
CONFERENCE	4-6	2-2	2-4	0-0
NON-CONFERENCE	6-5	4-1	1-1	1-3

##	Player	gp-gs	min	avg	Total			3-Point		F-Throw		Rebounds				pf	dq	a	to	blk	stl	pts	avg
					fg-fga	fg%	3fg-fga	3fg%	ft-fa	ft%	off	def	tot	avg									
34	Simons, Ben	21-21	722	34.4	102-236	.432	49-128	.383	43-50	.860	3	74	77	3.7	45	1	40	40	6	20	296	14.1	
45	VanDeest, Seth	21-21	442	21.0	68-120	.567	0-0	.000	63-82	.768	27	70	97	4.6	56	1	22	33	16	9	199	9.5	
04	Hines, Chris	20-19	522	26.1	59-149	.396	34-92	.370	37-46	.804	4	40	44	2.2	41	2	19	28	2	12	189	9.5	
03	Carter, Richard	21-10	491	23.4	61-155	.394	17-39	.436	44-67	.657	5	41	46	2.2	53	0	71	48	0	23	183	8.7	
01	Clarke, Jordan	20-20	535	26.8	58-104	.558	4-8	.500	50-104	.481	58	104	162	8.1	54	1	27	27	8	26	170	8.5	
24	King, Joey	21-1	381	18.1	52-114	.456	24-63	.381	23-27	.852	19	42	61	2.9	54	2	18	30	7	5	151	7.2	
22	Mason, Micah	19-11	337	17.7	39-82	.476	30-59	.508	10-15	.667	3	22	25	1.3	27	0	42	29	0	10	118	6.2	
10	Jeffers, Jeremy	20-0	232	11.6	23-58	.397	12-30	.400	16-17	.941	4	21	25	1.3	21	1	12	14	1	6	74	3.7	
02	Ricks, Gary	20-2	295	14.8	24-69	.348	15-47	.319	2-3	.667	4	20	24	1.2	24	0	23	10	1	3	65	3.3	
40	Ugbede, Daddy	17-0	125	7.4	15-24	.625	0-0	.000	16-24	.667	12	15	27	1.6	20	1	1	6	0	3	46	2.7	
00	Babineaux, Kori	13-0	102	7.8	6-27	.222	0-6	.000	4-13	.308	3	8	11	0.8	24	0	12	19	1	0	16	1.2	
21	Puleikis, Robert	1-0	6	6.0	2-2	1.000	0-0	.000	0-0	.000	1	1	2	2.0	2	0	0	0	0	0	4	4.0	
23	McLaughlin, Mitch	2-0	6	3.0	0-0	.000	0-0	.000	0-0	.000	0	1	1	0.5	1	0	0	1	0	0	0	0.0	
25	Bowie, Matt	2-0	4	2.0	0-0	.000	0-0	.000	0-0	.000	0	0	0	0.0	0	0	0	1	0	0	0	0.0	
Team											27	29	56					1					
Total.....		21	4200	509-1140		.446	185-472	.392	308-448	.688	170	488	658	31.3	423	9	287	291	42	117	1511	72.0	
Opponents.....		21	4200	523-1149		.455	141-399	.353	350-476	.735	196	530	726	34.6	396	-	287	283	62	150	1537	73.2	

TEAM STATISTICS	DU	OPP	Date	Opponent	Score	Att.
SCORING	1511	1537	11/10/12	WILLIAM JEWELL	W 96-66	3273
Points per game	72.0	73.2	11/17/12	at Detroit	L 79-85	2047
Scoring margin	-1.2	-	! 11/22/12	vs California	L 70-73	1087
FIELD GOALS-ATT	509-1140	523-1149	! 11/23/12	vs Rice	W 77-66	1627
Field goal pct	.446	.455	! 11/25/12	vs Xavier	L 70-74	2527
3 POINT FG-ATT	185-472	141-399	# 11/30/12	at Nevada	W 76-66	6469
3-point FG pct	.392	.353	12/05/12	SAINT MARY'S	L 73-88	3410
3-pt FG made per game	8.8	6.7	12/08/12	IPFW	W 74-64	2861
FREE THROWS-ATT	308-448	350-476	^ 12/15/12	vs Iowa State	L 77-86	13180
Free throw pct	.688	.735	12/19/12	NORTH CAROLINA CENTRAL	W 72-69	2388
F-Throws made per game	14.7	16.7	12/22/12	EASTERN ILLINOIS	W 74-56	2669
REBOUNDS	658	726	* 12/29/12	at Bradley	L 57-67	7534
Rebounds per game	31.3	34.6	* 01/02/13	WICHITA STATE	L 63-75	2792
Rebounding margin	-3.2	-	* 01/05/13	MISSOURI STATE	L 65-77	3804
ASSISTS	287	287	* 01/08/13	at Creighton	L 61-91	18073
Assists per game	13.7	13.7	* 01/12/13	at Illinois State	W 82-77	5706
TURNOVERS	291	283	* 01/16/13	EVANSVILLE	W 83-69	3694
Turnovers per game	13.9	13.5	* 01/20/13	at UNI	L 55-85	4215
Turnover margin	-0.4	-	* 01/23/13	CREIGHTON	W 74-69	6162
Assist/turnover ratio	1.0	1.0	* 01/27/13	at Missouri State	L 72-78	5824
STEALS	117	150	* 01/30/13	at Southern Illinois	W 61-56	4626
Steals per game	5.6	7.1				
BLOCKS	42	62	! - DirecTV Classic (Anaheim, Calif.)			
Blocks per game	2.0	3.0	# - MWC/MVC Challenge			
ATTENDANCE	31053	72915	^ - Big Four Classic			
Home games-Avg/Game	9-3450	8-6812	* = Missouri Valley Conference game			
Neutral site-Avg/Game	-	4-4605				

Score by Periods	1st	2nd	Totals
Drake	705	806	1511
Opponents	727	810	1537

2012-13 COMBINED STATS

RECORD:	OVERALL	HOME	AWAY	NEUTRAL
ALL GAMES	4-6	2-2	2-4	0-0
CONFERENCE	4-6	2-2	2-4	0-0
NON-CONFERENCE	0-0	0-0	0-0	0-0

##	Player	gp-gs	min	avg	Total			3-Point		F-Throw		Rebounds			pf	dq	a	to	blk	stl	pts	avg
					fg-fga	fg%	3fg-fga	3fg%	ft-fa	ft%	off	def	tot	avg								
34	Simons, Ben	10-10	352	35.2	46-105	.438	18-51	.353	19-22	.864	0	43	43	4.3	19	0	16	20	5	6	129	12.9
04	Hines, Chris	10-10	280	28.0	35-86	.407	19-54	.352	9-12	.750	1	21	22	2.2	19	1	11	16	1	5	98	9.8
24	King, Joey	10-0	192	19.2	33-66	.500	11-30	.367	10-13	.769	12	26	38	3.8	21	1	10	17	4	3	87	8.7
03	Carter, Richard	10-1	215	21.5	25-74	.338	8-22	.364	17-27	.630	4	15	19	1.9	24	0	25	21	0	6	75	7.5
01	Clarke, Jordan	10-10	269	26.9	27-49	.551	0-2	.000	18-34	.529	28	46	74	7.4	28	0	8	18	3	14	72	7.2
45	VanDeest, Seth	10-10	183	18.3	20-41	.488	0-0	.000	30-40	.750	14	33	47	4.7	24	0	9	16	5	4	70	7.0
22	Mason, Micah	9-9	192	21.3	20-47	.426	16-36	.444	4-6	.667	0	14	14	1.6	16	0	23	17	0	5	60	6.7
10	Jeffers, Jeremy	9-0	110	12.2	12-31	.387	7-15	.467	3-3	1.000	3	10	13	1.4	9	0	7	6	0	2	34	3.8
40	Ugbede, Daddy	9-0	79	8.8	10-16	.625	0-0	.000	11-18	.611	11	6	17	1.9	11	0	0	4	0	1	31	3.4
02	Ricks, Gary	9-0	99	11.0	5-28	.179	2-21	.095	0-0	.000	1	7	8	0.9	10	0	9	3	0	2	12	1.3
00	Babineaux, Kori	4-0	29	7.3	2-8	.250	0-2	.000	1-4	.250	1	1	2	0.5	5	0	1	3	0	0	5	1.3
Team												16	15	31			3					
Total.....		10	2000		235-551	.426	81-233	.348	122-179	.682	91	237	328	32.8	186	2	119	144	18	48	673	67.3
Opponents.....		10	2000		260-550	.473	78-197	.396	146-202	.723	81	255	336	33.6	164	-	142	115	33	75	744	74.4

TEAM STATISTICS	DU	OPP	Date	Opponent	Score	Att.
SCORING	673	744	* 12/29/12	at Bradley	L 57-67	7534
Points per game	67.3	74.4	* 01/02/13	WICHITA STATE	L 63-75	2792
Scoring margin	-7.1	-	* 01/05/13	MISSOURI STATE	L 65-77	3804
FIELD GOALS-ATT	235-551	260-550	* 01/08/13	at Creighton	L 61-91	18073
Field goal pct	.426	.473	* 01/12/13	at Illinois State	w 82-77	5706
3 POINT FG-ATT	81-233	78-197	* 01/16/13	EVANSVILLE	w 83-69	3694
3-point FG pct	.348	.396	* 01/20/13	at UNI	L 55-85	4215
3-pt FG made per game	8.1	7.8	* 01/23/13	CREIGHTON	w 74-69	6162
FREE THROWS-ATT	122-179	146-202	* 01/27/13	at Missouri State	L 72-78	5824
Free throw pct	.682	.723	* 01/30/13	at Southern Illinois	w 61-56	4626
F-Throws made per game	12.2	14.6				
REBOUNDS	328	336		! - DirecTV Classic (Anaheim, Calif.)		
Rebounds per game	32.8	33.6		# - MWC/MVC Challenge		
Rebounding margin	-0.8	-		^ - Big Four Classic		
ASSISTS	119	142		* = Missouri Valley Conference game		
Assists per game	11.9	14.2				
TURNOVERS	144	115				
Turnovers per game	14.4	11.5				
Turnover margin	-2.9	-				
Assist/turnover ratio	0.8	1.2				
STEALS	48	75				
Steals per game	4.8	7.5				
BLOCKS	18	33				
Blocks per game	1.8	3.3				
ATTENDANCE	16452	45978				
Home games-Avg/Game	4-4113	6-7663				
Neutral site-Avg/Game	-	0-0				

Score by Periods	1st	2nd	Totals
Drake	309	364	673
Opponents	349	395	744

2012-13 STATS - WINS

##	Player	gp-gs	min	avg	Total		3-Point		F-Throw		Rebounds				pf	dq	a	to	blk	stl	pts	avg			
					fg-fga	fg%	3fg-fga	3fg%	ft-fa	ft%	off	def	tot	avg											
34	Simons, Ben	10-10	348	34.8	54-112	.482	29-64	.453	24-30	.800	1	30	31	3.1	21	0	20	20	4	9	161	16.1			
04	Hines, Chris	9-9	236	26.2	34-71	.479	24-48	.500	18-23	.783	2	20	22	2.4	18	1	10	11	1	5	110	12.2			
03	Carter, Richard	10-4	230	23.0	35-70	.500	12-18	.667	22-32	.688	1	26	27	2.7	23	0	38	19	0	14	104	10.4			
45	VanDeest, Seth	10-10	220	22.0	29-58	.500	0-0	.000	33-45	.733	13	34	47	4.7	25	0	11	17	11	3	91	9.1			
01	Clarke, Jordan	9-9	253	28.1	28-45	.622	1-2	.500	30-60	.500	26	52	78	8.7	23	0	14	12	6	12	87	9.7			
22	Mason, Micah	9-6	170	18.9	20-36	.556	15-25	.600	5-9	.556	3	14	17	1.9	14	0	20	17	0	7	60	6.7			
24	King, Joey	10-1	158	15.8	16-40	.400	9-23	.391	12-14	.857	10	22	32	3.2	25	1	11	16	2	4	53	5.3			
10	Jeffers, Jeremy	10-0	119	11.9	11-28	.393	6-14	.429	8-8	1.000	2	14	16	1.6	10	0	7	8	1	3	36	3.6			
02	Ricks, Gary	9-1	146	16.2	11-27	.407	8-19	.421	0-0	.000	0	11	11	1.2	6	0	14	6	0	1	30	3.3			
40	Ugbede, Daddy	8-0	56	7.0	7-9	.778	0-0	.000	8-12	.667	5	6	11	1.4	10	1	1	3	0	1	22	2.8			
00	Babineaux, Kori	6-0	48	8.0	4-14	.286	0-3	.000	3-9	.333	0	4	4	0.7	11	0	5	10	1	0	11	1.8			
21	Puleikis, Robert	1-0	6	6.0	2-2	1.000	0-0	.000	0-0	.000	1	1	2	2.0	2	0	0	0	0	0	4	4.0			
23	McLaughlin, Mitch	2-0	6	3.0	0-0	.000	0-0	.000	0-0	.000	0	1	1	0.5	1	0	0	1	0	0	0	0.0			
25	Bowie, Matt	2-0	4	2.0	0-0	.000	0-0	.000	0-0	.000	0	0	0	0.0	0	0	0	1	0	0	0	0.0			
Team											14	18	32												3
Total.....		10	2000	251-512		.490	104-216	.481	163-242	.674	78	253	331	33.1	189	3	151	144	26	59	769	76.9			
Opponents.....		10	2000	224-556		.403	57-196	.291	153-206	.743	96	222	318	31.8	202	-	124	139	31	69	658	65.8			

Score by Periods	1st	2nd	Totals
Drake	381	388	769
Opponents	328	330	658

2012-13 STATS - LOSSES

##	Player	gp-gs	min	avg	Total		3-Point		F-Throw		Rebounds				pf	dq	a	to	blk	stl	pts	avg				
					fg-fga	fg%	3fg-fga	3fg%	ft-fa	ft%	off	def	tot	avg												
34	Simons, Ben	11-11	374	34.0	48-124	.387	20-64	.313	19-20	.950	2	44	46	4.2	24	1	20	20	2	11	135	12.3				
45	VanDeest, Seth	11-11	222	20.2	39-62	.629	0-0	.000	30-37	.811	14	36	50	4.5	31	1	11	16	5	6	108	9.8				
24	King, Joey	11-0	223	20.3	36-74	.486	15-40	.375	11-13	.846	9	20	29	2.6	29	1	7	14	5	1	98	8.9				
01	Clarke, Jordan	11-11	282	25.6	30-59	.508	3-6	.500	20-44	.455	32	52	84	7.6	31	1	13	15	2	14	83	7.5				
04	Hines, Chris	11-10	286	26.0	25-78	.321	10-44	.227	19-23	.826	2	20	22	2.0	23	1	9	17	1	7	79	7.2				
03	Carter, Richard	11-6	261	23.7	26-85	.306	5-21	.238	22-35	.629	4	15	19	1.7	30	0	33	29	0	9	79	7.2				
22	Mason, Micah	10-5	167	16.7	19-46	.413	15-34	.441	5-6	.833	0	8	8	0.8	13	0	22	12	0	3	58	5.8				
10	Jeffers, Jeremy	10-0	113	11.3	12-30	.400	6-16	.375	8-9	.889	2	7	9	0.9	11	1	5	6	0	3	38	3.8				
02	Ricks, Gary	11-1	149	13.5	13-42	.310	7-28	.250	2-3	.667	4	9	13	1.2	18	0	9	4	1	2	35	3.2				
40	Ugbede, Daddy	9-0	69	7.7	8-15	.533	0-0	.000	8-12	.667	7	9	16	1.8	10	0	0	3	0	2	24	2.7				
00	Babineaux, Kori	7-0	54	7.7	2-13	.154	0-3	.000	1-4	.250	3	4	7	1.0	13	0	7	9	0	0	5	0.7				
Team											13	11	24												1	2
Total.....		11	2200	258-628		.411	81-256	.316	145-206	.704	92	235	327	29.7	234	6	136	147	16	58	742	67.5				
Opponents.....		11	2200	299-593		.504	84-203	.414	197-270	.730	100	308	408	37.1	194	-	163	144	31	81	879	79.9				

Score by Periods	1st	2nd	Totals
Drake	324	418	742
Opponents	399	480	879



2012-13 DRAKE TEAM HIGHS

POINTS	96	WILLIAM JEWELL (11/10/12)
	83	EVANSVILLE (01/16/13)
	82	at Illinois State (01/12/13)
	79	at Detroit (11/17/12)
	77	vs Iowa State (12/15/12)
FIELD GOALS MADE	77	vs Rice (11/23/12)
	33	WILLIAM JEWELL (11/10/12)
FIELD GOAL ATTEMPTS	29	EVANSVILLE (01/16/13)
	64	vs Xavier (11/25/12)
FIELD GOAL PERCENTAGE	62	vs Iowa State (12/15/12)
	.561 (23-41)	EASTERN ILLINOIS (12/22/12)
3 PT FIELD GOALS MADE	.559 (33-59)	WILLIAM JEWELL (11/10/12)
	15	WILLIAM JEWELL (11/10/12)
3 PT FG ATTEMPTS	13	EASTERN ILLINOIS (12/22/12)
	28	at Missouri State (01/27/13)
3 PT FG PERCENTAGE	28	at Creighton (01/08/13)
	28	vs Xavier (11/25/12)
FREE THROWS MADE	.625 (15-24)	WILLIAM JEWELL (11/10/12)
	.591 (13-22)	EASTERN ILLINOIS (12/22/12)
FREE THROW ATTEMPTS	25	SAINT MARY'S (12/05/12)
	18	CREIGHTON (01/23/13)
	18	NORTH CAROLINA CENTRAL (12/19/12)
	18	vs Rice (11/23/12)
	18	at Detroit (11/17/12)
FREE THROW PERCENTAGE	32	SAINT MARY'S (12/05/12)
	30	CREIGHTON (01/23/13)
REBOUNDS	30	at Detroit (11/17/12)
	.846 (11-13)	vs Xavier (11/25/12)
ASSISTS	.833 (15-18)	EASTERN ILLINOIS (12/22/12)
	46	at Bradley (12/29/12)
STEALS	39	CREIGHTON (01/23/13)
	19	WILLIAM JEWELL (11/10/12)
BLOCKED SHOTS	17	EASTERN ILLINOIS (12/22/12)
	17	NORTH CAROLINA CENTRAL (12/19/12)
TURNOVERS	11	IPFW (12/08/12)
	10	SAINT MARY'S (12/05/12)
FOULS	5	CREIGHTON (01/23/13)
	5	EASTERN ILLINOIS (12/22/12)
	20	at Southern Illinois (01/30/13)
	19	WICHITA STATE (01/02/13)
	31	vs Iowa State (12/15/12)
	26	at Detroit (11/17/12)



2012-13 OPPONENT TEAM HIGHS

POINTS	91	at Creighton (01/08/13)
	88	SAINT MARY'S (12/05/12)
	86	vs Iowa State (12/15/12)
	85	at UNI (01/20/13)
	85	at Detroit (11/17/12)
FIELD GOALS MADE	34	at Creighton (01/08/13)
	30	at UNI (01/20/13)
	30	SAINT MARY'S (12/05/12)
FIELD GOAL ATTEMPTS	65	at Illinois State (01/12/13)
	61	at Detroit (11/17/12)
FIELD GOAL PERCENTAGE	.642 (34-53)	at Creighton (01/08/13)
	.600 (30-50)	at UNI (01/20/13)
3 PT FIELD GOALS MADE	16	at Creighton (01/08/13)
	12	WICHITA STATE (01/02/13)
3 PT FG ATTEMPTS	27	at Creighton (01/08/13)
	26	SAINT MARY'S (12/05/12)
3 PT FG PERCENTAGE	.593 (16-27)	at Creighton (01/08/13)
	.545 (6-11)	at Missouri State (01/27/13)
FREE THROWS MADE	30	vs Iowa State (12/15/12)
	26	EVANSVILLE (01/16/13)
FREE THROW ATTEMPTS	41	vs Iowa State (12/15/12)
	31	at Detroit (11/17/12)
FREE THROW PERCENTAGE	.929 (26-28)	EVANSVILLE (01/16/13)
	.929 (13-14)	vs Rice (11/23/12)
REBOUNDS	45	vs Iowa State (12/15/12)
	40	at Creighton (01/08/13)
	40	IPFW (12/08/12)
	40	vs Xavier (11/25/12)
	40	vs California (11/22/12)
ASSISTS	28	at Creighton (01/08/13)
	21	SAINT MARY'S (12/05/12)
STEALS	13	WICHITA STATE (01/02/13)
	13	at Bradley (12/29/12)
BLOCKED SHOTS	6	at UNI (01/20/13)
	6	at Illinois State (01/12/13)
TURNOVERS	21	IPFW (12/08/12)
	21	SAINT MARY'S (12/05/12)
FOULS	25	at Nevada (11/30/12)
	24	SAINT MARY'S (12/05/12)



2012-13 DRAKE TEAM LOWS

POINTS	55	at UNI (01/20/13)
	57	at Bradley (12/29/12)
	61	at Creighton (01/08/13)
	61	at Southern Illinois (01/30/13)
	63	WICHITA STATE (01/02/13)
FIELD GOALS MADE	19	at Southern Illinois (01/30/13)
	20	at Bradley (12/29/12)
FIELD GOAL ATTEMPTS	38	at Southern Illinois (01/30/13)
	41	EASTERN ILLINOIS (12/22/12)
FIELD GOAL PERCENTAGE	.339 (20-59)	at Bradley (12/29/12)
	.356 (21-59)	at Creighton (01/08/13)
	.356 (21-59)	at UNI (01/20/13)
3 PT FIELD GOALS MADE	5	at Bradley (12/29/12)
	6	SAINT MARY'S (12/05/12)
	6	vs Iowa State (12/15/12)
	6	MISSOURI STATE (01/05/13)
	6	at UNI (01/20/13)
3 PT FG ATTEMPTS	15	at Southern Illinois (01/30/13)
	17	SAINT MARY'S (12/05/12)
3 PT FG PERCENTAGE	.185 (5-27)	at Bradley (12/29/12)
	.261 (6-23)	at UNI (01/20/13)
FREE THROWS MADE	7	at UNI (01/20/13)
	7	at Missouri State (01/27/13)
FREE THROW ATTEMPTS	9	at UNI (01/20/13)
	13	vs Xavier (11/25/12)
FREE THROW PERCENTAGE	.500 (7-14)	at Missouri State (01/27/13)
	.577 (15-26)	vs California (11/22/12)
REBOUNDS	19	EASTERN ILLINOIS (12/22/12)
	20	SAINT MARY'S (12/05/12)
ASSISTS	7	WICHITA STATE (01/02/13)
	8	at Southern Illinois (01/30/13)
STEALS	1	MISSOURI STATE (01/05/13)
	2	vs Rice (11/23/12)
	2	at Missouri State (01/27/13)
BLOCKED SHOTS	0	vs Iowa State (12/15/12)
	0	NORTH CAROLINA CENTRAL (12/19/12)
	0	at Creighton (01/08/13)
	0	at Illinois State (01/12/13)
	0	at Missouri State (01/27/13)
TURNOVERS	7	at Creighton (01/08/13)
	8	vs Rice (11/23/12)
FOULS	12	NORTH CAROLINA CENTRAL (12/19/12)
	13	vs Rice (11/23/12)
	13	at Creighton (01/08/13)



2012-13 OPPONENT TEAM LOWS

POINTS	56	EASTERN ILLINOIS (12/22/12)
	56	at Southern Illinois (01/30/13)
	64	IPFW (12/08/12)
	66	WILLIAM JEWELL (11/10/12)
	66	vs Rice (11/23/12)
	66	at Nevada (11/30/12)
FIELD GOALS MADE	19	EASTERN ILLINOIS (12/22/12)
	19	EVANSVILLE (01/16/13)
	19	at Southern Illinois (01/30/13)
FIELD GOAL ATTEMPTS	42	EASTERN ILLINOIS (12/22/12)
	48	at Missouri State (01/27/13)
FIELD GOAL PERCENTAGE	.328 (19-58)	EVANSVILLE (01/16/13)
	.350 (21-60)	WILLIAM JEWELL (11/10/12)
3 PT FIELD GOALS MADE	2	WILLIAM JEWELL (11/10/12)
	3	vs California (11/22/12)
3 PT FG ATTEMPTS	11	vs California (11/22/12)
	11	at Missouri State (01/27/13)
3 PT FG PERCENTAGE	.133 (2-15)	WILLIAM JEWELL (11/10/12)
	.211 (4-19)	vs Iowa State (12/15/12)
FREE THROWS MADE	7	WICHITA STATE (01/02/13)
	7	at Creighton (01/08/13)
FREE THROW ATTEMPTS	11	WICHITA STATE (01/02/13)
	12	at Creighton (01/08/13)
FREE THROW PERCENTAGE	.567 (17-30)	IPFW (12/08/12)
	.583 (7-12)	at Creighton (01/08/13)
REBOUNDS	25	EASTERN ILLINOIS (12/22/12)
	28	vs Rice (11/23/12)
	28	at Southern Illinois (01/30/13)
ASSISTS	6	IPFW (12/08/12)
	9	WILLIAM JEWELL (11/10/12)
STEALS	2	vs Xavier (11/25/12)
	3	MISSOURI STATE (01/05/13)
	3	at Creighton (01/08/13)
BLOCKED SHOTS	0	vs Rice (11/23/12)
	1	vs Xavier (11/25/12)
	1	at Bradley (12/29/12)
	1	MISSOURI STATE (01/05/13)
TURNOVERS	7	MISSOURI STATE (01/05/13)
	8	vs Rice (11/23/12)
	8	at Bradley (12/29/12)
FOULS	13	at UNI (01/20/13)
	15	vs Xavier (11/25/12)
	15	at Bradley (12/29/12)
	15	WICHITA STATE (01/02/13)
	15	at Creighton (01/08/13)



2012-13 Drake Individual Highs

Points	25		Simons, Ben vs William Jewell (11/10/12)
	23		Simons, Ben at Illinois State (01/12/13)
	23		Hines, Chris at Illinois State (01/12/13)
	21		Hines, Chris vs Evansville (01/16/13)
	21		King, Joey vs Missouri State (01/05/13)
Field Goals Made	21		King, Joey vs Xavier (11/25/12)
	9		Hines, Chris at Illinois State (01/12/13)
Field Goal Att.	9		Simons, Ben vs William Jewell (11/10/12)
	18		Simons, Ben at Bradley (12/29/12)
FG Pct (min 5 made)	17		Hines, Chris at Illinois State (01/12/13)
	1.000	(7-7)	Clarke, Jordan at Illinois State (01/12/13)
3-Point FG Made	.875	(7-8)	Mason, Micah vs Eastern Illinois (12/22/12)
	5		Mason, Micah at Missouri State (01/27/13)
	5		Hines, Chris vs Evansville (01/16/13)
	5		King, Joey at Creighton (01/08/13)
	5		Mason, Micah vs Eastern Illinois (12/22/12)
	5		King, Joey vs Xavier (11/25/12)
3-Point FG Att.	5		Simons, Ben vs William Jewell (11/10/12)
	11		Simons, Ben vs North Carolina Central (12/19/12)
3-Pt FG Pct (min 2 made)	10		Simons, Ben vs Xavier (11/25/12)
	1.000	(4-4)	Carter, Richard vs William Jewell (11/10/12)
	1.000	(3-3)	Jeffers, Jeremy vs Creighton (01/23/13)
	1.000	(3-3)	Jeffers, Jeremy at Nevada (11/30/12)
	1.000	(3-3)	Mason, Micah vs William Jewell (11/10/12)
	1.000	(2-2)	Carter, Richard vs Creighton (01/23/13)
	1.000	(2-2)	Ricks, Gary vs North Carolina Central (12/19/12)
	1.000	(2-2)	Carter, Richard vs North Carolina Central (12/19/12)
Free Throws Made	1.000	(2-2)	Carter, Richard vs California (11/22/12)
	8		Clarke, Jordan vs Rice (11/23/12)
	7		VanDeest, Seth vs North Carolina Central (12/19/12)
Free Throw Att.	7		Jeffers, Jeremy vs Saint Mary's (12/05/12)
	13		Clarke, Jordan at Nevada (11/30/12)
FT Pct (min 3 made)	13		Clarke, Jordan vs Rice (11/23/12)
	1.000	(5-5)	Carter, Richard vs Iowa State (12/15/12)
	1.000	(4-4)	Simons, Ben vs Creighton (01/23/13)
	1.000	(4-4)	VanDeest, Seth at UNI (01/20/13)
	1.000	(4-4)	Hines, Chris vs Evansville (01/16/13)
	1.000	(4-4)	King, Joey at Illinois State (01/12/13)
	1.000	(4-4)	VanDeest, Seth vs Missouri State (01/05/13)
	1.000	(4-4)	VanDeest, Seth vs Wichita State (01/02/13)
	1.000	(4-4)	Simons, Ben at Bradley (12/29/12)
	1.000	(4-4)	Simons, Ben vs Iowa State (12/15/12)
	1.000	(4-4)	Hines, Chris vs Xavier (11/25/12)
	1.000	(4-4)	Simons, Ben vs California (11/22/12)
	1.000	(4-4)	King, Joey at Detroit (11/17/12)
	1.000	(4-4)	Jeffers, Jeremy vs William Jewell (11/10/12)
1.000	(3-3)	Mason, Micah at Illinois State (01/12/13)	
1.000	(3-3)	VanDeest, Seth vs Saint Mary's (12/05/12)	
Rebounds	18		Clarke, Jordan vs Rice (11/23/12)
	11		Clarke, Jordan at Missouri State (01/27/13)
	11		Clarke, Jordan at Illinois State (01/12/13)
	11		King, Joey at Illinois State (01/12/13)
	11		Clarke, Jordan vs IPFW (12/08/12)



2012-13 OPPONENT INDIVIDUAL HIGHS

Points	31		Dellavedova, Matthew vs Saint Mary's (12/05/12)
	27		Gaines, Frank vs IPFW (12/08/12)
	26		Downing,Anthony at Missouri State (01/27/13)
	26		ANDERSON, Doug at Detroit (11/17/12)
Field Goals Made	25		Ryan, Colt vs Evansville (01/16/13)
	25		JACKSON, Tamir vs Rice (11/23/12)
	11		Kidd,Stanton vs North Carolina Central (12/19/12)
	10		Downing,Anthony at Missouri State (01/27/13)
Field Goal Att.	10		Dellavedova, Matthew vs Saint Mary's (12/05/12)
	10		ANDERSON, Doug at Detroit (11/17/12)
	18		McDermott,Doug vs Creighton (01/23/13)
	17		Downing,Anthony at Missouri State (01/27/13)
3-Point FG Made	17		Carmichael,Jackie at Illinois State (01/12/13)
	17		Ingram,Jeremy vs North Carolina Central (12/19/12)
	17		Gaines, Frank vs IPFW (12/08/12)
	17		JACKSON, Tamir vs Rice (11/23/12)
FG Pct (min 5 made)	.875	(7-8)	Koch, Jake at UNI (01/20/13)
	.833	(10-12)	ANDERSON, Doug at Detroit (11/17/12)
	.833	(5-6)	Orukpe, Ehimen vs Wichita State (01/02/13)
	.833	(5-6)	Waldow, Brad vs Saint Mary's (12/05/12)
3-Point FG Att.	6		Wragge,Ethan at Creighton (01/08/13)
	5		Allen,Bryant at Illinois State (01/12/13)
	5		Ingram,Jeremy vs North Carolina Central (12/19/12)
3-Pt FG Pct (min 2 made)	10		Ingram,Jeremy vs North Carolina Central (12/19/12)
	9		Allen,Bryant at Illinois State (01/12/13)
	9		Wragge,Ethan at Creighton (01/08/13)
Free Throws Made	1.000	(3-3)	Early, Cleanthony vs Wichita State (01/02/13)
	1.000	(3-3)	ANDERSON, Doug at Detroit (11/17/12)
	1.000	(2-2)	Gibbs,Grant vs Creighton (01/23/13)
	1.000	(2-2)	Gibbs,Grant at Creighton (01/08/13)
Free Throw Att.	16		Ryan, Colt vs Evansville (01/16/13)
	11		Ejim, Melvin vs Iowa State (12/15/12)
	11		Cobbs, Justin vs California (11/22/12)
FT Pct (min 3 made)	16		Ryan, Colt vs Evansville (01/16/13)
	14		Ejim, Melvin vs Iowa State (12/15/12)
	1.000	(16-16)	Ryan, Colt vs Evansville (01/16/13)
	1.000	(9-9)	Clyburn, Will vs Iowa State (12/15/12)
	1.000	(6-6)	Anthony Downing vs Missouri State (01/05/13)
	1.000	(5-5)	Buss, Nate at UNI (01/20/13)
	1.000	(5-5)	Kibiloski, Michael vs IPFW (12/08/12)
	1.000	(4-4)	Pickett, Tyshon at Bradley (12/29/12)
	1.000	(4-4)	Levesque, Beau vs Saint Mary's (12/05/12)
	1.000	(4-4)	REDFORD, Brad vs Xavier (11/25/12)
Rebounds	1.000	(4-4)	JACKSON, Tamir vs Rice (11/23/12)
	1.000	(4-4)	Tisdale,Ricky vs William Jewell (11/10/12)
	1.000	(3-3)	McDermott,Doug vs Creighton (01/23/13)
	1.000	(3-3)	Balentine, Dj vs Evansville (01/16/13)
Assists	1.000	(3-3)	ROBINSON, Jeff vs Xavier (11/25/12)
	12		Carmichael,Jackie at Illinois State (01/12/13)
Steals	11		Ejim, Melvin vs Iowa State (12/15/12)
	9		Chatman,Austin at Creighton (01/08/13)
	8		Gibbs,Grant vs Creighton (01/23/13)
	8		Simms-Edwards, D. at Bradley (12/29/12)

Opponent	1st	2nd	Score	Mar	Total FG	FG Pct	3-Pointers	3FG Pct	Free Throws	FT Pct	Rebounds	Assist	T/Over	Block	Steal	Fouls
WILLIAM JEWELL	40/32	56/34	96-66	+30	33-59/21-60	.559/.350	15-24/2-15	.625/.133	15-24/22-27	.625/.815	34/36 (2)	19/9	17/14	3/3	5/6	24/20
Detroit	35/42	44/43	79-85	(6)	27-55/28-61	.491/.459	7-18/6-20	.389/.300	18-30/23-31	.600/.742	34/37 (3)	10/15	18/15	2/2	7/10	26/22
California	33/33	37/40	70-73	(3)	24-53/25-53	.453/.472	7-21/3-11	.333/.273	15-26/20-26	.577/.769	26/40 (14)	16/11	10/13	1/2	3/5	25/22
Rice	34/30	43/36	77-66	+11	24-52/22-53	.462/.415	11-25/9-24	.440/.375	18-26/13-14	.692/.929	36/28 +8	15/12	8/8	4/0	2/4	13/20
Xavier	30/26	40/48	70-74	(4)	24-64/23-51	.375/.451	11-28/5-15	.393/.333	11-13/23-29	.846/.793	32/40 (8)	16/13	12/13	3/1	6/2	23/15
Nevada	45/39	31/27	76-66	+10	25-56/21-51	.446/.412	9-20/6-20	.450/.300	17-28/18-23	.607/.783	36/30 +6	16/14	12/15	1/5	5/4	21/25
SAINT MARY'S	33/47	40/41	73-88	(15)	21-51/30-54	.412/.556	6-17/11-26	.353/.423	25-32/17-20	.781/.850	20/38 (18)	12/21	14/21	2/4	10/9	19/24
IPFW	39/29	35/35	74-64	+10	24-52/21-59	.462/.356	9-23/5-17	.391/.294	17-27/17-30	.630/.567	36/40 (4)	15/6	16/21	3/3	11/10	23/22
Iowa State	33/37	44/49	77-86	(9)	27-62/26-59	.435/.441	6-20/4-19	.300/.211	17-21/30-41	.810/.732	30/45 (15)	15/15	14/17	0/5	7/10	31/21
NORTH CAROLINA CENTRAL	41/37	31/32	72-69	+3	22-44/27-56	.500/.482	10-21/6-18	.476/.333	18-24/9-14	.750/.643	27/31 (4)	17/17	12/12	0/2	6/8	12/20
EASTERN ILLINOIS	33/26	41/30	74-56	+18	23-41/19-42	.561/.452	13-22/6-17	.591/.353	15-18/12-19	.833/.632	19/25 (6)	17/12	14/19	5/2	7/7	20/21
Bradley	27/29	30/38	57-67	(10)	20-59/23-55	.339/.418	5-27/6-13	.185/.462	12-17/15-25	.706/.600	46/34 +12	12/11	18/8	3/1	3/13	19/15
WICHITA STATE	32/34	31/41	63-75	(12)	23-52/28-60	.442/.467	7-25/12-25	.280/.480	10-14/7-11	.714/.636	33/34 (1)	7/14	19/12	2/3	5/13	14/15
MISSOURI STATE	26/36	39/41	65-77	(12)	23-55/25-49	.418/.510	6-21/8-18	.286/.444	13-16/19-28	.813/.679	29/33 (4)	9/11	10/7	2/1	1/3	24/16
Creighton	25/49	36/42	61-91	(30)	21-59/34-53	.356/.642	9-28/16-27	.321/.593	10-14/7-12	.714/.583	22/40 (18)	15/28	7/14	0/2	7/3	13/15
Illinois State	32/41	50/36	82-77	+5	28-59/28-65	.475/.431	10-24/7-20	.417/.350	16-23/14-19	.696/.737	38/36 +2	15/15	15/13	0/6	5/6	19/18
EVANSVILLE	39/38	44/31	83-69	+14	29-57/19-58	.509/.328	11-20/5-19	.550/.263	14-20/26-28	.700/.929	36/33 +3	16/13	16/16	4/4	8/6	20/16
UNI	22/37	33/48	55-85	(30)	21-59/30-50	.356/.600	6-23/7-18	.261/.389	7-9/18-20	.778/.900	26/34 (8)	10/13	16/14	1/6	7/9	19/13
CREIGHTON	44/28	30/41	74-69	+5	24-54/27-60	.444/.450	8-22/5-21	.364/.238	18-30/10-13	.600/.769	39/31 +8	13/13	14/9	5/4	4/9	15/21
Missouri State	28/29	44/49	72-78	(6)	27-59/27-48	.458/.563	11-28/6-11	.393/.545	7-14/18-27	.500/.667	29/33 (4)	14/11	9/10	0/4	2/4	21/16
Southern Illinois	34/28	27/28	61-56	+5	19-38/19-52	.500/.365	8-15/6-25	.533/.240	15-22/12-19	.682/.632	30/28 +2	8/13	20/12	1/2	6/9	22/19

Note: Game totals are displayed in the format TEAM/OPPONENT for each category