

BRADLEY

BASKETBALL

1,582 Victories | 34 Postseason Tournaments | 21 NBA Players | 17 Conference Titles

2012-13 RESULTS/SCHEDULE

Date	Opponent	TV	Results
N 9	EASTERN ILLINOIS	--	W 76-53
N 12	UT-PAN AMERICAN - R.C.	--	W 78-61
N 17	at IUPUI	CSN	W 79-72
N 20	at South Florida	--	L 63-82
N 24	TENNESSEE-MARTIN	--	W 80-57
N 28	at Central Michigan	--	W 82-65
D 1	#3 MICHIGAN	ESPNU	L 66-74
D 4	GEORGE WASHINGTON	--	W 72-68
Continental Tire Las Vegas Classic			
D 17	GEORGIA SOUTHERN	--	W 62-43
D 19	MISSISSIPPI VALLEY ST.	--	W 77-42
D 22	vs. Virginia Tech - OT	--	L 65-66
D 23	vs. Portland	CBSSN	L 55-57
D 29	*DRAKE	MC22	W 67-57
J 2	*at Southern Illinois	WAOE	W 66-60
J 6	*WICHITA STATE	ESPNU	L 63-69

Date	Opponent	TV	CT
J 9	*at Indiana State	WAOE	6:05 pm
J 12	*at UNI	MVC-TV	1 pm
J 15	*SOUTHERN ILLINOIS	CSN	7 pm
J 19	*MISSOURI STATE		1 pm
J 23	*at Evansville	--	7 pm
J 26	*at Wichita State	--	7:05 pm
J 29	*ILLINOIS STATE	MVC-TV	7 pm
F 2	*at Creighton	WAOE	2:05 pm
F 5	*EVANSVILLE	--	7 pm
F 10	*UNI	ESPNU/3	TBA
F 13	*at Illinois State	WTVP	7 pm
F 16	*INDIANA STATE	--	1 pm
F 20	*at Drake	MC22	7:05 pm
F 23	at BracketBusters	--	TBA
F 27	*CREIGHTON	WAOE	7 pm
M 2	*at Missouri State	MVC Wildcard	TBA

MVC Men's Basketball Championship

M 7	Session I - First Round	MVC-TV	6/8:30 pm
M 8	Session II - Quarterfinals	MVC-TV	12/2:30 pm
	Session III - Quarterfinals	MVC-TV	6/8:30 pm
M 9	Session IV - Semifinals	MVC-TV	1:30/4 pm
M 10	Session V - Championship	CBS	1 pm

Home games in **BOLD CAPS** and played at Carver Arena unless otherwise noted

R.C. - Home games at Renaissance Coliseum

* Missouri Valley Conference games

FOLLOWING THE BRAVES

Bradley Athletics	www.BradleyBraves.com
Facebook	/Bradley Braves Athletics
	/Bradley Braves Men's Basketball
Twitter	@bradleybraves

BRADLEY (10-5, 2-1 MVC) AT INDIANA STATE (9-5, 2-1 MVC)

Game Details	Wednesday, Jan. 9 Terre Haute, Ind. Hulman Center (10,200) 6:05 p.m.
Tickets	\$8, \$15, \$25 based on location Hulman Center Box Office (812-237-3737) or by calling TicketMaster (800-745-3000)
Game Coverage	TV: WTWO Jason Pensky (pbp) and Jim Waugh (analyst) Radio: 1470 WMBD Dave Snell (play-by-play), Chad Kleine (analyst) and Dan DiOrio (Braves Plus pregame) BradleyBraves.com: Live Video Live Audio GoSycamores.com: Live Video Live Audio Live Stats Twitter: @BPtheBrave #BRADvINS
Series History	78th Meeting Bradley leads 48-29 overall, but trails 19-17 at Indiana St.
The Coaches	Bradley: Geno Ford 17-30 in 2nd year at Bradley, 136-99 overall Indiana State: Greg Lansing 47-34 in 3rd year at Indiana State and overall



TIP-OFF

- Two of the four teams currently tied for third in the Missouri Valley Conference standings will meet Wednesday night when Bradley visits Indiana State.
- Senior guard **Dyricus Simms-Edwards** enters Wednesday's game with 992 career points and needs just eight more to become the 45th member of Bradley's 1,000-Point Club.
- Wednesday's game also is the first in a 6-game stretch that will see the Braves play four road games.
- After going just 3-22 on the road during the 2010-11 (2-10) and 2011-12 (1-12) seasons, Bradley is 3-1 on the road so far this season.
- Bradley earned a 66-60 win at Southern Illinois in its first Valley road game of the season last Wednesday and the Braves will be shooting for their second MVC road win for the first time since going 3-6 on The Valley road in 2009-10.
- The Braves have not won consecutive Valley road games since a 3-game win streak from Dec. 31, 2008-Jan. 13, 2009 at Wichita State, Missouri State and Indiana State.

BRADLEY'S PROBABLE STARTERS

No.	Player	Pos.	Ht.	Wt.	Yr.	PPG	RPG	APG
4	Jake Eastman	G/F	6-5	207	Sr.	8.0	3.9	2.7
<i>Shooting .566 from inside the 3-point line</i>								
20	Tyshon Pickett	F	6-6	220	Jr.	11.5	6.5	1.2
<i>Top rebounder and 4th-leading scorer among Valley newcomers</i>								
25	Walt Lemon, Jr.	G	6-3	178	Jr.	13.8	3.5	3.5
<i>3rd-leading scorer in league play at 19.3 ppg and 8th-leading rebounder at 6.0 rpg</i>								
32	Dyricus Simms-Edwards	G	6-3	197	Sr.	11.2	4.3	3.5
<i>Ranks third nationally by averaging 3.27 steals per game</i>								
44	Jordan Prosser	C	6-9	240	Jr.	8.3	4.8	0.2
<i>Bradley's active leader with 452 career rebounds</i>								

TOP RESERVES

No.	Player	Pos.	Ht.	Wt.	Yr.	PPG	RPG	APG
0	Ka'Darryl Bell	G	6-1	193	Fr.	1.5	0.6	0.3
5	Jalen Crawford	G	6-2	202	So.	4.7	1.4	1.3
23	Shayok Shayok	F	6-8	228	So.	2.0	1.3	0.1
30	Jimmy Gavin	G	6-2	180	So.	1.6	0.3	0.0
52	Nate Wells	C	7-1	245	Fr.	0.9	0.9	0.0

2012-13 BRADLEY ROSTER



0

Ka'Darryl Bell

Freshman • Guard



3

Anthony Fields

Sophomore • Guard



4

Jake Eastman

Senior • Guard/Forward



5

Jalen Crawford


Sophomore • Guard



10

Mason Alwan

Junior • Guard



12

Darrion Harris

Freshman • Guard



14

Milos Knezevic

Senior • Forward



20

Tyshon Pickett


Junior • Forward



21

Will Egolf


Senior • Forward/Center



23

Shayok Shayok

Sophomore • Forward



24

Omari Grier

Sophomore • Guard



25

Walt Lemon, Jr.


Junior • Guard



30

Jimmy Gavin


Sophomore • Guard



32

Dyricus Simms-Edwards

Senior • Guard



44

Jordan Prosser

Junior • Center



52

Nate Wells

Freshman • Center



Geno Ford

Head Coach • 2nd Yr.

2012-13 BRADLEY BRAVES NUMERICAL ROSTER (16)

No.	Name	Pos.	Yr.	Exp.	Ht.	Wt.	Hometown, High School/Last School
0	Ka'Darryl Bell	G	Fr.	HS	6-1	193	Chicago (Ill.) Oak Park-River Forest H.S.
3	Anthony Fields	G	So.	TR	6-0	158	Detroit (Mich.) QEA (N.C.)/Wake Forest
4	Jake Eastman	G/F	Sr.	3L	6-5	207	Richmond (Va.) Douglas Freeman H.S.
5	Jalen Crawford	G	So.	1L	6-2	202	Detroit (Mich.) Oak Park H.S./Impact Academy
10	Mason Alwan	G	Jr.	TR	6-2	200	Peoria (Ill.) Richwoods H.S./Lincoln Land C.C.
12	Darrion Harris	G	Fr.	HS	5-10	150	St. Louis (Mo.) Whitfield School
14	Milos Knezevic	F	Sr.	3L	6-8	223	Las Vegas (Nev.) Liberty H.S.
20	Tyshon Pickett	F	Jr.	JC	6-6	220	Passaic (N.J.) H.S./Dodge City (Kan.) C.C.
21	Will Egolf	C/F	6Sr.	3L	6-9	235	Juneau (Alaska) Douglas H.S.
23	Shayok Shayok	F	So.	1L	6-8	228	Ottawa (Ontario) Chicago Julian HS/IMG Academy
24	Omari Grier	G	So.	TR	6-4	178	Erial (N.J.) Episcopal Academy/Florida Atlantic
25	Walt Lemon, Jr.	G	Jr.	2L	6-3	178	Chicago (Ill.) Julian H.S.
30	Jimmy Gavin	G	So.	HS	6-2	180	Arlington Heights (Ill.) Prospect H.S.
32	Dyricus Simms-Edwards	G	Sr.	3L	6-3	197	Peoria (Ill.) Washington Community H.S.
44	Jordan Prosser	C	Jr.	2L	6-9	240	Goodfield (Ill.) Eureka H.S.
52	Nate Wells	C	Fr.	RS	7-1	245	Davenport (Iowa) West H.S.

Note: Fields and Grier both are Division I transfers and must sit out the 2012-13 season. Both will have three years of eligibility remaining, starting with the 2013-14 campaign.

PRONUNCIATIONS

Name	Pronunciation
Dyricus	dye • REE • kiss
Egolf	EE • golf
Ka'Darryl	keh • DARE • el
Knezevic	kuh • KNEE • zuh • VICH
Milos	MEE • losh
Omari	oh • MAR • ee
Prosser	PRAH • sir
Shayok	SHE • ock
Tyshon	TIE • shahn
Uken	YOU • kin

BRADLEY TEAM NOTES

BRADLEY QUICK FACTS

Location	Peoria, Ill. (61625)
Founded	1897
Enrollment	6,000
Nickname	Braves
School Colors	Red (PMS 200) & White
Primary Arena Name	Carver Arena (11,164)
Press Row	(309) 680-3795
Secondary	Renaissance Coliseum (4,200)
Press Row	309-256-4302
Conference	Missouri Valley Conference
President	Joanne K. Glasser, Esq.
Director of Athletics	Michael Cross, PhD

COACHING STAFF

Head Coach	Geno Ford (Ohio '97)
Career Record at Bradley	136-99 (.579) - 8th Season
Asst. Coaches	Ronald Coleman (Lamar '97) Greg Graham (Oregon '78) Jaden Uken (Nebraska '03)
Dir. of Ops	Cole Pittis (Muskingum '07)

TEAM INFORMATION

2011-12 Final Record	7-25 (.219)
MVC Record	2-16 (10th of 10)
Postseason	N/A
Lettermen Returning/Lost	7/5
Starters Returning/Lost	4/1
Redshirts Returning/Lost	2/0

BRADLEY BASKETBALL HISTORY

First Season	1902-03
All-Time Record	1,582-1,071 (.596)
All-Time MVC Record	518-415 (.555)
MVC Regular-Season Titles	Seven 1950, 1962 (shared), 1980, 1982, 1986, 1988, 1996
MVC Tournament Titles	Two 1980, 1988
Other League Titles	Eight 1926, 1930, 1937, 1938, 1939, 1940, 1941, 1942
NCAA Tournaments	Eight 1950, 1954, 1955, 1980, 1986, 1988, 1996, 2006
NCAA Final Fours	Two 1950, 1954
NIT Appearances	21 1938, 1939, 1947, 1949, 1950, 1957, 1958, 1959, 1960, 1962, 1964, 1965, 1968, 1982, 1985, 1994, 1995, 1997, 1999, 2001, 2007
NIT Championships	Four 1957, 1960, 1964, 1982
Other Postseason Tournaments	Five 1930 National AAU Tournament (0-1) 1951 National Campus Tournament (2-1, 2nd) 1974 Commissioner's Classic (1-1) 2008 College Basketball Invitational (4-2, 2nd) 2009 CollegeInsider.com Tournament (3-1, 2nd)

SUNDAY	MONDAY	TUESDAY	WEDNESDAY	THURSDAY	FRIDAY	SATURDAY
Jan. 13	Jan. 14	Jan. 8	Jan. 9	Jan. 10	Jan. 11	Jan. 12
Practice 12-3 p.m. Carver Arena	Practice 12-3 p.m. Carver Arena	Practice 12-3 pm Anderson Court	at Indiana St 6:05 p.m. Terre Haute, Ind.	Practice 12-3 p.m. Anderson Court	Practice 12-3 p.m. Anderson Court	at UNI 1 p.m. MVC-TV

109TH HOOPS SEASON

- Now playing its 109th men's basketball season, Bradley has pushed its all-time win total to 1,582 victories, the most in The Valley.
- Bradley is playing its 61st season in the Missouri Valley Conference.
- The Braves rank second in Valley history with 518 all-time league victories, trailing only the 535 MVC wins by Drake in 100 MVC seasons.

RETURNING NUMBERS

- Bradley's 2012-13 lineup includes seven returning lettermen, as well as two players who sat out the 2011-12 campaign.
- Senior guard **Dyricus Simms-Edwards** is the team's active career scoring leader with 992 career points in 103 career games (9.6 ppg).
- Junior guard **Walt Lemon, Jr.** is the team's top returning scorer from the 2011-12 season, though, earning a spot on the 2012 MVC Most Improved Team after averaging 12.6 ppg and shooting 47.1 percent from the field.
- The Braves also welcome back 6th-year post player **Will Egolf**, who averaged 8.0 ppg and 4.1 rpg in 2010-11, but missed last season with the second torn ACL of his Bradley career (2008-09).

"1-2" PUNCH

- Since Bradley's 1981-82 NIT championship year, each of the last three decades have produced a rough "1-2" season.
- In 1991-92, the Braves were 7-23 overall and tied for ninth with a 3-15 MVC record.
- In 2001-02, the Braves were 9-20 overall and eighth with a 5-13 Valley ledger.
- The 2011-12 season produced the most losses (25) in a single-season in program history, as well as a solo finish in last place in the Valley standings for the first time in program history.

SECOND YEAR STRIDES

- In his second year as Bradley's head coach, **Geno Ford** already has improved upon the team's 7-25 (.219) record in 2011-12.
- Ford is the fifth consecutive Bradley head coach to improve the team's record by at least three wins from Year 1 to Year 2.
- The last four coaches prior to Ford each have improved the team's record from Year 1 to Year 2 and by an average of 7.5 wins.

Head Coach (at BU)	1st Year	2nd Year
Geno Ford (2011-SA)	7-25	10-5
Jim Les (2002-11)	12-18	15-16
Jim Molinari (1991-02)	7-23	11-16
Stan Albeck (1986-91)	17-12	26-5
Dick Versace (1978-86)	9-17	23-10
Joe Stowell (1965-78)	20-6	17-9
Chuck Orsborn (1956-65)	22-7	20-7
Bob Vanatta (1954-56)	9-20	13-13
Forddy Anderson (1949-54)	32-5	32-6
A.J. Robertson (1920-49)	7-9	12-6
Harold Olsen (1918-19)	6-9	3-6 (5-10)
Fred Brown (1909-18)	6-7	10-3

* Olsen left after the 1st 9 games of the 1919-20 season

HISTORY ON FORD'S SIDE

- There is precedent for brighter days ahead.
- Two other Bradley coaches finished last in The Valley in their first seasons as head coach -- Jim Molinari (1991-92) and Dick Versace (1978-79).
- After tying for ninth in 1991-92 with a 3-15 league record and finishing 7-23 overall, Molinari directed the Braves to an 11-16 mark in 1992-93, then three straight seasons of at least 20 wins, culminating with the 1995-96 MVC regular-season title and at-large NCAA Tourney berth.
- Versace rebounded from his 9-17, 3-13 debut season to sweep the 1979-80 MVC regular-season and tournament titles and earn the program's first NCAA Tournament appearance since 1955.
- Versace went on to win MVC regular-season titles in 1982 and 1986, adding the 1982 NIT championship and the last undefeated regular-season Valley title in league history (1986, 16-0).

This mission of Bradley Athletics is to provide every student-athlete the opportunity for both a distinctive education and a championship experience.

ACCOUNTABILITY | COURAGE | DILIGENCE | INTEGRITY | RESPECT

BRADLEY TEAM NOTES

THE GENO FORD FILE



THE GENO FORD FILE

PERSONAL

Birthdate	Oct. 11, 1974 (38)
Hometown	Cambridge, Ohio
High School	Cambridge H.S.
Wife	Traci
Sons	Darin (17) and David (7)

EDUCATION

Ohio University '97

Bachelor's degree in organizational communications

Ohio University '99

Master's degree in athletic administration

YEAR-BY-YEAR RECORD

1993-97	Ohio	Player	81-42
1998-99	Ohio	Grad Asst.	18-10
1999-00	Ohio	Asst. Coach	20-13
2000-01	Ohio	Asst. Coach	19-11
2001-02	Shawnee St.	Head Coach	22-10
2002-03	Kent State	Asst. Coach	22-9
2003-04	Kent State	Asst. Coach	22-9
2004-05	Kent State	Asst. Coach	20-13
2005-06	Muskingum	Head Coach	17-9
2006-07	Muskingum	Head Coach	12-13
2007-08	Kent State	Asst. Coach	28-7
2008-09	Kent State	Head Coach	19-15
2009-10	Kent State	Head Coach	24-10
2010-11	Kent State	Head Coach	25-12
2011-12	Bradley	Head Coach	7-25
2012-13	Bradley	Head Coach	10-5
8th year as a head coach			136-99 (.579)
15th year in college coaching			285-171 (.625)
19th year in college basketball			366-213 (.632)

COACHING EXPERIENCE

Head Coach

Bradley	2011-13	17-30
Kent State	2008-11	68-37
Muskingum	2005-07	29-22
Shawnee State	2001-02	22-10

Career Record in Seven Seasons **136-99**
.579

Assistant Coach

Ohio	1998-2001
Kent State	2002-05, 2007-08

COACH-OF-THE-YEAR AWARDS

NABC District 14	2010
Mid-American Conference	2010, 2011
American Midwest Conference	2002

COACHING NOTES

- First coach in 48 years to lead a Mid-American Conference team to consecutive, outright MAC regular-season championships
- Led Kent State to 2011 NIT quarterfinals and 2010 NIT second round
- Participated in seven postseason tournaments in his seven years at Kent State
- Directed Muskingum to its best record (17-9) in 15 years in 2005-06
- Led Shawnee State to a school-record 22 wins and a 10-win improvement in 2001-02

PRO PLAYING EXPERIENCE

Leicester Riders, British Basketball League, 1997-98

- Averaged 17.8 points per game
- Head coach of the Riders' Junior Team during his one season as a player for the main club

COLLEGE PLAYING EXPERIENCE

Ohio University, 1993-97

- Fifth-leading scorer in school history with 1,752 points
- 1997 1st-team All-MAC and 1996 2nd-team All-MAC

H.S. PLAYING EXPERIENCE

Cambridge (Ohio) High School, 1989-93

- 1993 Ohio "Mr. Basketball"
- Averaged 35.9 ppg, 4.5 rpg and 4.5 apg in 1992-93
- Third in Ohio high school boys basketball history with 2,680 career points, more than current NBA All-Star LeBron James
- Played for his father, Gene, who is currently the head coach at Muskingum University

2012-13 NEWCOMERS

- Though Bradley signed four players in its 2012-13 recruiting class, the roster includes seven newcomers and nine players who did not play in Geno Ford's first season on The Hilltop.
- Junior college transfer **Tyshon Pickett** has made an immediate impact by averaging 11.5 ppg, 6.5 rpg and 1.1 spg through the season's first 15 games.
- Freshman **Ka'Darryl Bell** has appeared as a backup PG in 13 of the first 15 games.
- The Braves also welcome a trio of non-scholarship newcomers to the backcourt: **Mason Alwan**, **Jimmy Gavin** and **Darrion Harris**.
- Sixth-year senior center **Will Egolf** (medical hardship) and freshman center **Nate Wells** (redshirt) both sat out Ford's rookie season.
- Sophomore guards **Anthony Fields** (Wake Forest) and **Omari Grier** (Florida Atlantic) are the sixth and seventh newcomers, but as Division I transfers, they are not eligible to play in 2012-13.

LAST TIME OUT

Wichita State 69, at Bradley 63

Jan. 6, 2013 | Carver Arena

- Cleanthony Early scored a game-high 24 points, including a second-chance 3-pointer with 3:23 remaining that put Wichita State ahead for good in a back-and-forth affair Sunday evening.
- Walt Lemon, Jr. and Dyrucus Simms-Edwards both scored 15 points and dished out five assists for the Braves.
- Lemon added a career-best eight rebounds, while Simms-Edwards recorded four steals.
- Wichita State closed the game on a 10-2 run over the final 3:23 to improve to earn its sixth straight win against Bradley and third straight road win against the Braves.

UPWARD TREND

- After enduring a 6-year downward spiral, Bradley is guaranteed of finishing this year with an improved record for the first time since 2006.

QUICK TO 10

- Bradley earned its 10th win of the season Jan. 2 at Southern Illinois.
- The Braves earned their 10th victory by the first game of January for just the third time in the last 45 years.

Season	10th W	W-L	Final
1967-68	Jan. 4	10-3	19-9
1985-86	Dec. 29	10-1	32-3
2006-07	Dec. 30	10-4	22-13
2012-13	Jan. 2	10-4	TBD

BRADLEY TEAM NOTES

Stats	VS.	Stats
9-5, 2-1	W-L	10-5, 2-1
68.0	PPG	70.1
66.7	PPG Def.	61.7
+1.3	Scoring +/-	+8.3
.423	FG%	.449
.409	FG% Def.	.401
.336	3FG%	.293
.321	3FG% Def.	.319
5.9	3FGM/gm	4.5
6.0	3FG Against	6.0
.699	FT%	.712
35.4	RPG	35.1
35.8	Reb. Def.	36.1
-0.4	Reb. +/-	-1.0
11.0	A/gm	13.8
12.8	TO/gm	12.2
13.0	Opp TO/gm	17.2
+0.2	TO margin	+5.0
2.6	Blocks/gm	2.5
5.6	Steals/gm	11.1

SERIES HISTORY

78th Meeting

Bradley leads 48-29

- Though Bradley owns a 48-29 lead in the all-time series against Indiana State, the Sycamores have won four of the last five meetings.
- Indiana State has taken a 19-17 lead against the Braves in Terre Haute by winning the last three meetings at the Hulman Center.
- Second-year Braves head coach **Geno Ford** is 1-1 in his career against Indiana State, while Sycamores head coach Greg Lansing is 3-1 in his career against Bradley.

GETTING DEFENSIVE

- Bradley leads The Valley and ranks fourth nationally by averaging 11.13 steals per game.
- The Braves force a league-high 17.2 turnovers per game and boast a league-best +5.0 turnover margin.
- The Braves rank second in The Valley by allowing only 61.7 ppg. and third in the league by limiting the opposition to 40.1 percent shooting from the field.

FOR COMPARISON'S SAKE

- It is not difficult to identify the reasons behind Bradley's improved play through the first 15 games of this season compared to last year:

Stat Category	2012-13	2011-12
Record	10-5, 2-1	7-25, 2-16
Points Per Game	70.1	61.1
Scoring Defense	61.7	70.5
Field Goal %	.449	.401
Field Goal % Defense	.401	.454
Rebounds Per Game	35.1	32.9
Rebound Margin	-1.0	-4.2
Assists Per Game	13.8	10.8
Turnovers Per Game	12.2	13.7
Turnover Margin	+5.0	-0.7
Steals Per Game	11.1	6.4
Paint Points Per Game	35.8	25.6
Paint Points Allowed	23.6	30.9
Points off Turnovers	18.7	13.2
Points Allowed off TO's	11.1	15.1
Bench Scoring Margin	+1.9	-4.2

Bradley vs. Indiana State All-Time Series | Bradley leads 48-29 overall | Indiana State leads 19-17 at home

12-28-68	Robertson FH	W	86-63
12-10-69	Robertson FH	W	74-73
01-16-78	*at Indiana St.	L	67-73
02-25-78	*Robertson FH	L	68-74
03-01-78	\$Indiana St.	L	81-88
01-13-79	*at Indiana St.	L	74-93
02-10-79	*Robertson FH	L	72-91
01-21-80	*Robertson FH	W	61-60
02-11-80	*at Indiana St.	W	82-60
01-03-81	*Robertson FH	W	95-80
02-19-81	*at Indiana St.	W	63-56
01-04-82	*at INS (OT)	W	79-77
02-06-82	*Robertson FH	W	68-57
03-02-82	\$Robertson FH	W	86-61
02-17-83	*Carver Arena	W	83-56
02-26-83	*at Indiana St.	W	78-70

01-02-84	*Carver Arena	W	67-55
01-26-84	*at Indiana St.	L	74-79
01-14-85	*at Indiana St.	L	74-76
02-16-85	*Carver Arena	L	75-78
02-13-86	*at Indiana St.	W	54-52
02-27-86	*Carver Arena	W	71-51
01-15-87	*at Indiana St.	L	65-72
02-12-87	*Carver Arena	W	113-84
01-14-88	*at Indiana St.	W	79-68
02-27-88	*Carver Arena	W	95-74
03-05-88	\$Carver Arena	W	93-74
01-09-89	*Carver Arena	W	85-73
02-13-89	*at Indiana St.	W	82-75
01-20-90	*Carver Arena	W	66-62
02-07-90	*at Indiana St.	W	64-60
01-19-91	*Carver Arena	W	81-70
02-25-91	*at Indiana St.	L	64-68

01-04-92	*Carver (OT)	L	49-59
01-18-92	*at Indiana St.	L	51-72
01-25-93	*Carver (OT)	L	70-74
02-17-93	*at Indiana St.	W	53-36
01-12-94	*Carver Arena	W	76-68
02-12-94	*at Indiana St.	W	75-52
01-07-95	*Carver Arena	W	78-62
01-14-95	*at Indiana St.	W	62-57
01-25-96	*at Indiana St.	W	68-58
01-13-97	*Carver Arena	W	66-56
02-18-97	*at Indiana St.	W	70-50
01-03-98	*Carver Arena	L	61-65
01-28-98	*at Indiana St.	L	53-62
12-22-98	*Carver Arena	W	72-62
01-30-99	*Indiana St.	L	54-56
01-08-00	*Carver Arena	W	62-51
02-28-00	*at Indiana St.	L	54-56

12-23-00	*at Indiana St.	L	70-79
02-17-01	*Carver Arena	W	62-60
03-05-01	\$St. Louis	L	63-69
01-31-02	*Carver Arena	W	60-57
02-13-02	*at Indiana St.	L	66-71
03-01-02	\$St. Louis	L	63-69
01-22-03	*at Indiana St.	W	63-45
02-05-03	*Carver Arena	W	63-51
01-03-04	*Carver Arena	W	52-42
02-25-04	*at Indiana St.	W	60-59
01-02-05	*Carver Arena	W	76-66
01-29-05	*at Indiana St.	L	63-73
03-04-05	\$St. Louis	L	61-63
01-21-06	*Carver Arena	W	85-63
02-08-06	*at Indiana St.	L	63-75

01-13-07	*at Indiana St.	W	76-59
02-24-07	*Carver Arena	W	74-58
01-30-08	*Carver Arena	W	63-44
02-12-08	*at Indiana St.	L	66-76
01-13-09	*at Indiana St.	W	63-52
01-24-09	*Carver Arena	W	68-56
01-06-10	*Carver (OT)	W	91-85
02-16-10	*at INS (OT)	L	69-75
12-29-10	*at Indiana St.	L	66-80
01-12-11	*Carver Arena	L	53-59
12-31-11	*at Indiana St.	L	66-77
02-08-12	*Carver Arena	W	68-60

BRADLEY TEAM NOTES

2012-13 MVC STANDINGS

Thru Jan. 7 School	MVC		Overall	
	W-L	Pct.	W-L	Pct.
#11 Creighton	3-0	1.000	14-1	.933
Wichita State	3-0	.000	14-1	.933
BRADLEY	2-1	.667	10-5	.667
Indiana State	2-1	.667	9-5	.643
Evansville	2-1	.667	9-6	.600
Missouri State	2-1	.667	4-11	.267
UNI	1-2	.333	8-7	.533
Illinois State	0-3	.000	9-6	.600
Southern Illinois	0-3	.000	7-7	.500
Drake	0-3	.000	6-8	.429
Non-Conference Record			75-42	.641

MVC RESULTS AND SCHEDULE

Saturday, Jan. 5

*Indiana State at #11 Creighton	CU 79-66
*S. Illinois at Evansville (MVC-TV)	UE 85-68
*UNI at Illinois State	UNI 70-60
*Missouri State at Drake	MSU 77-65

Sunday, Jan. 6

*Wichita St. at Bradley (ESPNU)	WSU 69-63
---------------------------------	-----------

Tuesday, Jan. 8

*Illinois State at Missouri State	7:05 p
*Drake at #11 Creighton	7:05 p

Wednesday, Jan. 9

*Bradley at Indiana State (WAOE)	6:05 p
*Southern Illinois at Wichita State	7 p
*Evansville at UNI	7 p

Friday, Jan. 11

#11 Creighton at Missouri State	7:05 p
---------------------------------	--------

Saturday, Jan. 12

*Bradley at UNI (MVC-TV)	1 p
*Drake at Illinois State	7 p
*Indiana State at Southern Illinois	7:05 p

Sunday, Jan. 13

*Wichita State at Evansville	3:35 p
------------------------------	--------

Tuesday, Jan. 15

*Southern Illinois at Bradley (CSNC)	7 p
*UNI at #11 Creighton (ESPN3)	7 p

Wednesday, Jan. 16

*Missouri State at Indiana State	6:05 p
*Illinois State at Wichita State (ESPN3)	3 p
*Evansville at Drake	7:05 p

Saturday, Jan. 19

*Missouri State at Bradley	1 p
*#11 Creighton at Wichita State (ESPN2)	3 p
*Evansville at Indiana State (MVC-TV)	7 p

SCORING PACE SLOWS

- Though still averaging 70.1 points per game, Bradley's offensive production has slowed in the last five games.
- The Braves have not scored as many as 70 points since their 77-42 win Dec. 19 versus Mississippi Valley State.
- Bradley is averaging just 63.2 ppg in the last five games while shooting just 40.9 percent from the field.

RECORD STEALS PACE

- Through the weekend action, Bradley ranked fourth nationally by averaging 11.13 steals per game.
- The Braves are on pace to finish the year with 356 steals, 53 more than the school record (303 in 1986 and 1982) and 15 more than the MVC record (345 by Tulsa in 1984).

MVC Steals in a Season

1.	345	Tulsa	1983-84
2.	337	Drake	1993-94
3.	322	Southern Illinois	2004-05
4.	321	Drake	2003-04
5.	303	Bradley	1985-86
	303	Bradley	1981-82

BALL CONTROL

- While Bradley's defense has been turning over the opposition with success, the Braves are tied for 55th nationally by averaging just 12.20 turnovers per game.
- Through games of Jan. 6, Bradley ranked third nationally with a 0.91 steals/turnover ratio (VCU was first at 1.07).
- Bradley ranked 289th last season with a 0.79 assists-to-turnover ratio, but the Braves have improved that ratio to 1.13 this year, which was tied for 76th nationally through games of Jan. 6.
- Bradley has committed fewer than 10 turnovers five times this season, including just eight in the Dec. 29 Valley opener versus Drake.

National Steals-To-Turnover Ratio

Rk.	School	Ratio	Steals	TO's
1.	VCU	1.07	202	189
2.	Louisville	0.94	160	171
3.	Bradley	0.91	167	183
4.	Arkansas	0.86	124	145
5.	Wisconsin	0.83	108	130

THAT 70'S SHOW

- Bradley has scored at least 72 points in seven of its first 10 wins and is averaging 70.1 ppg through the first 15 games of the season.
- The Braves, which are 10-1 the last two years when scoring at least 70 points, reached that plateau just four times during all of 2011-12.

BENCH DROP OFF

- Though Bradley's bench has outscored its counterparts by 29 points to date this season, the production among the reserves has dropped off considerably of late.
- In the last four games, Bradley's bench has been outscored 78-26.
- In the last four games, the reserves are averaging 6.5 ppg on 30.5 percent (11-36) shooting from the field and 14.3 percent (1-7) from 3-point range, as well as 6.0 rpg.

BATTLE OF THE PAINT

- Through the season's first 15 games, Bradley has outscored the opposition by 12.2 points per game in the paint.
- Overall, the Braves own a 537-354 season scoring margin in the paint.
- Bradley is 10-0 when it outscores the opposition in the paint and 0-5 when the opponents own the paint scoring advantage.
- Bradley is shooting 50.6 percent (321-635) from inside the arc.

WIDE MARGINS

- Bradley's 35-point margin of victory Dec. 19 versus Mississippi Valley State was the team's widest since an 88-49 (+39) win over Wright State Dec. 5, 2006.
- The Braves now have won six games by at least 17 points and enjoy an overall +8.3 points-per-game scoring margin for the season.
- Bradley had not won as many as six games in a season by at least 17 points since also earning six such wide-margined victories in 2006-07.
- Bradley has not won as many as seven games by at least 17 points since 2005-06 (8).

PRE-CHRISTMAS WINS

- By going 8-4 during the bulk of its non-conference season, Bradley won eight games before Christmas for just the ninth time in program history and the first time since 2006-07.
- Each of the previous eight teams to win at least eight games before Christmas ended the year with at least a .629 winning percentage.

Bradley Basketball Pre-Christmas Records

Season	<Dec. 25	Final
1965-66	10-0	20-6
1985-86	9-0	32-3
1947-48	9-0	28-3
2006-07	9-3	22-13
1950-51	9-0	32-6
2012-13	8-4	TBD
1967-68	8-1	19-9
1960-61	8-0	21-5
1948-49	8-0	27-8

BRADLEY TEAM NOTES

SPREADING THE WEALTH

- Bradley boasts six players who average at least 8.0 points per game.
- With Walt Lemon, Jr. leading the team in scoring at 13.8 ppg, only a 5.8-points-per-game scoring average separates Lemon from Bradley's sixth-leading scorer (**Jake Eastman**, 8.0 ppg).
- Not since the re-instatement of Bradley Athletics in 1945 has such a small gap separated Bradley's leading scorer from its sixth-leading scorer.

1,000-POINT PACE

- Senior guard **Dyricus Simms-Edwards** is Bradley's active career scoring leader with 992 career points.
- Averaging 11.2 points per game this year, Simms-Edwards is on pace to become the 45th member of Bradley's 1,000-Point Club Wednesday night at Indiana State.
- Junior guard **Walt Lemon, Jr.** enters Wednesday's game with 808 career points.
- Currently averaging a team-best 13.8 ppg, Lemon is on pace to join the 1,000-Point Club in the Feb. 23 BracketBusters game.

EL HOMBRE

- Senior guard **Dyricus Simms-Edwards** ranks third nationally by averaging 3.27 steals per game.
- Many of Simms-Edwards' 49 steals to date have happened by simply ripping the ball away from the player he has been guarding, a play described as an "hombre play" by head coach **Geno Ford**.
- Simms-Edwards currently is on pace for 104 steals this season, which would shatter the school record (83) and make him the first-ever Valley player to eclipse the century mark.

MVC Single-Season Steals Top 10

	104*	Dyricus Simms-Edwards, BU	2012-13
1.	96	Paul Pressey, Tulsa	1980-81
2.	94	Bryan Mullins, SIU	2005-06
3.	92	Nate Green, INS	1999-00
	92	Darren Brooks, SIU	2004-05
5.	85	Larry Bird, INS	1978-79
6.	83	Willie Scott, BU	1982-83
7.	82	Hersey Hawkins, BU	1987-88
	82	Arnold Bernard, MoSt	1990-91
9.	80	Kevin Ault, MoSt	1998-99
	80	Ryan Sears, CU	1999-00
	80	Andy Woodley, UNI	2000-01

* based on 3.21 steals per game for 32 games

CLEAN STEALS

- Not only does **Dyricus Simms-Edwards** rank third nationally by averaging 3.27 steals per game, but he has hounded his opponents without fouling.
- At 2.33 steals per personal foul, Simms-Edwards is the only player among the nation's top 100 steals leaders who averages more than 1.78 steals per foul.
- Simms-Edwards has been whistled for just 21 fouls in 15 games, 1.4 per game, helping him remain on the floor for 33.6 minutes per game.

STEALS-TO-TURNOVER

- Not only does **Dyricus Simms-Edwards** rank third nationally with 49 steals, but he also ranks third nationally by averaging 2.13 steals per turnover.
- Simms-Edwards boasts 49 steals against just 23 turnovers while playing 33.6 minutes per game, easily the best ratio among Bradley players since steal and turnover records were routinely kept starting in 1980-81.
- Senior forward **Jake Eastman** also makes the list of best steals-to-turnover ratio at 1.35 through this season's first 15 games.
- The last Brave to play at least 10 minutes per game with more steals than turnovers was Chris Roberts in 2009-10 (47 steals, 44 turnovers).

Bradley Single-Season Steals-to-Turnover

1.	2.13	D. Simms-Edwards	49-23	2012-13
2.	1.67	Danny Adams	25-15	2006-07
3.	1.38	Greg Jones	11-8	1987-88
4.	1.38	Jake Eastman	23-18	2012-13
5.	1.21	Bobby Ford	29-24	1980-81
6.	1.07	Chris Roberts	47-44	2009-10
7.	1.01	Eric Roberson	70-69	1999-00

EGOLF SUSPENDED

- Sixth-year senior center **Will Egolf** will miss a third straight game Wednesday following his arrest for possession of a controlled substance (Vicodin) Dec. 31.
- Egolf missed most of the 2008-09 season and all of 2011-12 after twice tearing the ACL in his right knee.
- Most-recently, Egolf suffered a broken nose in practice Dec. 11 and had played the last four games of December with a protective mask.
- The 6-foot-9 center was averaging career-bests of 8.6 ppg, 5.8 rpg and 0.9 bpg and was shooting a team-best 15-for-42 (.357) from 3-point range through Bradley's first 13 games.
- Egolf's status remains under review.

PICKETT'S DEBUT

- Junior forward **Tyshon Pickett** made his Bradley debut by scoring a game-high 23 points and sharing game-high honors with eight rebounds Nov. 9 against Eastern Illinois.
- Pickett's 23 points were the most by a debuting Bradley player since **Chet "The Jet" Walker** pumped in 44 points Dec. 3, 1959 versus Abilene Christian.
- Through 15 games, Pickett is Bradley's top rebounder (6.5 rpg) and second-leading scorer (11.5 ppg)

BRAZILIAN TUNEUP

- Redshirt freshman center **Nate Wells** got a preseason hardwood tuneup by participating in a mission trip with Athletes in Action in July.
- The tallest player in The Valley at 7-foot-11, Wells redshirted the 2011-12 season and has four years of eligibility remaining for the Braves.
- Wells joined AIA for a 13-day mission trip that took the team to the coastal city of Recife, Brazil from July 14-26.

TRIBUTE PATCH

- Bradley's uniforms throughout the 2012-13 season will feature a circular patch with the letters "MM" inside.
- The patch is a tribute to Michel McCord, the Bradley University Board of Trustees Chairman who passed away in October.



MVC MEDIA TELECONFERENCES

- The Missouri Valley Conference will host media teleconferences with the league's 10 head coaches Monday mornings throughout the year.
- The call-in number for media members to participate in the call will be 877-441-0939.
- Bradley head coach **Geno Ford** will be featured at 11:18 a.m. each week as the fourth coach in the scheduled rotation.

January: 14, 21, 28

February: 4, 11, 18, 25

March: 5 (Tue.), 18 (post-season participants)

ON THE AIR WITH GENO FORD

- Bradley head coach **Geno Ford** makes weekly appearances on The Greg and Dan Show Monday mornings on 1470 WMBD.
- Ford joins show hosts **Greg Batton** and **Dan DiOrto** in studio from 8:30-9 a.m. every Monday throughout the season.
- *The Geno Ford Show* once again is being televised by WTVP Saturday mornings at 8:30 a.m. beginning Dec. 29.

BRADLEY TEAM NOTES

CARVER ARENA

- The Peoria Civic Center's Carver Arena has served as Bradley's primary home court since the start of the 1982-83 season.
- The Braves boast a 327-119 (.733) all-time record at Carver Arena, including a 178-80 (.690) record in Missouri Valley Conference games.
- The Braves have attracted 3,961,356 fans to Carver Arena and are on pace to welcome the 4 millionth Carver Arena fan Feb. 5 when the Braves host Evansville.

Year	W-L	MVC	Att.	Avg.	SO
1982-83	13-3	7-2	154,209	9,638	9
1983-84	12-3	5-3	107,881	7,192	1
1984-85	10-5	4-4	113,124	7,542	1
1985-86	14-0	8-0	124,712	8,908	5
1986-87	12-2	6-1	121,922	8,708	2
1987-88	15-1	6-1	160,263	10,016	7
1988-89	9-4	5-2	115,939	8,918	0
1989-90	7-6	4-3	100,632	7,741	0
1990-91	6-7	5-3	95,995	7,384	0
1991-92	5-8	2-7	90,904	6,993	0
1992-93	8-5	6-3	94,523	7,271	0
1993-94	15-0	9-0	135,495	9,033	3
1994-95	11-3	7-2	133,288	9,521	0
1995-96	12-1	8-1	125,733	9,672	2
1996-97	12-2	8-1	134,755	9,625	3
1997-98	9-4	5-4	127,001	9,769	1
1998-99	13-2	8-1	142,980	9,532	2
1999-00	12-2	9-0	142,495	10,178	2
2000-01	13-2	9-0	136,683	9,112	1
2001-02	6-7	4-5	117,935	9,072	0
2002-03	7-7	5-4	130,907	9,351	0
2003-04	11-4	5-4	137,667	9,178	0
2004-05	12-3	6-3	140,065	9,338	0
2005-06	13-1	8-1	129,086	9,220	1
2006-07	14-3	6-3	165,376	9,728	3
2007-08	13-6	5-4	182,392	9,600	4
2008-09	14-3	7-2	163,981	9,110	2
2009-10	10-5	6-3	140,079	9,339	1
2010-11	8-8	3-6	135,148	8,447	0
2011-12	6-10	2-7	117,365	7,335	0
2012-13	6-2	1-1	57,672	7,209	0
31 yrs	328-120	179-81	3,976,207	8,875	50

THE GRADUATE STREAK

- By graduating in December 2011 with his degree in communications (organizational communications) **Will Egolf** has extended Bradley's streak of consecutive seasons with at least one graduate on the roster.
- The 2012-13 season marks the eighth consecutive year the Bradley roster has featured a college graduate.

Bradley's Graduate Players

2005-06	Brandyn Heemskerck '05
2006-07	Danny Adams '06
2007-08	Daniel Ruffin '07
2008-09	Sam Singh '08
2009-10	Sam Singh '08
2010-11	Andrew Warren '10
2011-12	Will Egolf '11
2012-13	Will Egolf '11

RECORD SEMESTER

- The Bradley Basketball team enjoyed a record semester in the classroom during the 2011 Fall term.
- The Braves combined for a program-best 3.25 semester grade point average, bettering the previous team record of 3.10.
- After 11 team members earned a spot on the Bradley Athletic Director's Honor Roll (3.0 semester GPA) at least once last year, nine Braves have earned a spot on the AD Honor Roll for the 2012 Fall semester..

EARLY SIGNEES

- The Bradley roster is expected to feature six new faces for the 2013-14 season.
- Sophomore guards **Anthony Fields** (Wake Forest) and **Omari Grier** (Florida Atlantic) both will have three years of eligibility for the Braves beginning with the 2013-14 campaign.
- The current roster also features four seniors – swingman **Jake Eastman**, forward/center **Will Egolf**, perimeter shooting forward **Milos Knezevic** and guard **Dyricus Simms-Edwards** – meaning four scholarships will be available to fill for the 2013-14 season.
- The Braves have filled two of those spots with the November signing of **Stefan Zecevic** and **Michael Tucker**.

Michael Tucker • F • 6-7 • 200

Covington, Ga. • Quality Education Academy (N.C.)

- Has grown eight inches in the last two years.
- As a junior at Alcovy (Ga.) H.S., Tucker averaged 12 points and six rebounds per game.
- Will join the Braves as a freshman and will have four years of eligibility.

Stefan Zecevic • G • 6-5 • 200

Kragujevac, Serbia. • Lee Academy (Maine)

- Former member of Serbian U-18 National Team.
- Attended Asbury (Ala.) H.S. during the 2011-12 season, where he averaged 31.5 ppg, 9.4 rpg and 4.2 apg to earn Alabama 2A first-team all-state recognition.
- Will join the Braves as a freshman and have four years of eligibility.

BIG MEDIA NUMBERS

- **Dave Snell** is in his 34th season as the radio Voice of the Braves and has participated in 1,030 Bradley Basketball game broadcasts, all in succession, on 1470 WMBD since taking over play-by-play duties for the 1979-80 season.
- *Peoria Journal Star* beat writer **Dave Reynolds** has covered 693 consecutive Bradley games since taking over the beat for the start of the 1990-91 season.
- In addition, public address announcer **Paul Herzog** has announced 534 Bradley Basketball home games.

LOOKING AHEAD

- Bradley will continue a 2-game road swing by visiting Northern Iowa for a 1 p.m. game Saturday that will be televised on the MVC-TV Network.
- Saturday's game will be carried live on FOX Sports Midwest, FOX Sports Indiana, FOX Sports Kansas City, FOX College Sports Atlantic and Comcast SportsNet Chicago Plus in downstate Illinois, Indiana and Iowa, as well as ESPN3 outside the MVC footprint and DirecTV (671), Dish Network (418) and AT&T U-Verse (748).
- The Braves will return home for a 2-game home stand beginning Jan. 15 versus Southern Illinois.
- The game against the Salukis will be preceded by the third Braves Club Game Day Luncheon, presented by Herget Bank, featuring head coaches **Geno Ford** and Barry Hinson.

MASON ALWAN



Junior • G

6-2 • 200
Peoria, Ill.
Richwoods H.S.

10

PERSONAL

Full Name	Mason Thomas Alwan
Birthdate	Aug. 4, 1991 (21)
Birthplace	Peoria, Ill.
Parents	Joe and Pam Alwan
Major	Marketing

HONORS AND AWARDS

NJCAA All Region 24: 2011 and 2012
All Mid-West Athletic Conference: 2011 and 2012

NOTES

- Alwan transferred to Bradley this summer from Lincoln Land Community College, where he was a 2-year starter for the Loggers.
- Scored his first career Bradley points on a 3-pointer versus UT-Martin Nov. 24.
- Drew one of four charges by the Braves in the season-opener Nov. 9 versus Eastern Illinois.
- One of two Peorians (Dyricus Simms-Edwards) on the roster, Alwan logged 11 minutes in the exhibition opener, contributing two points, a rebound, an assist and a

blocked shot in the 68-54 win against Upper Iowa.

- Led Lincoln Land in scoring last season at 13.3 ppg in 32 games, while also, sinking a team-best 44 3-pointers.
- As a prep senior, Alwan was a fourth-team all-state selection while leading Peoria Richwoods High School to a 30-3 record and a runner-up finish in the IHSA 3A state tournament.

CAREER BESTS

Points	3 vs. UT-Martin (11/24/12)
Rebounds	1 twice, last vs. MVSU (12/19/12)
Assists	0
Blocked Shots	0
Steals	0
Field Goals Made	1 vs. UT-Martin (11/24/12)
3FG Made	1 vs. UT-Martin (11/24/12)
Free Throws Made	0
Minutes	4 vs. Mississippi Valley State (12/19/12)

Season	Career Stats			Total		3-Point		F.Throws			Rebounds					Scoring					
	gp-gs	min/avg		fg-fga	pct	fg-fga	pct	ft-fa	pct	off	def	tot	avg	pf	fo	ast	to	blk	stl	pts	avg
2012-13	7-0	14/2.0		1-3	.333	1-3	.333	0-0	.000	0	3	3	0.4	0	0	0	0	0	0	3	0.4
TOTAL	7-0	14/2.0		1-3	.333	1-3	.333	0-0	.000	0	3	3	0.4	0	0	0	0	0	0	3	0.4

KA'DARRYL BELL



Freshman • G

6-1 • 193
Chicago, Ill.
Oak Park-River Forest H.S.

0

PERSONAL

Full Name	Ka'Darryl Jequan Bell
Birthdate	March 12, 1994 (18)
Birthplace	Chicago, Ill.
Parents	Lasharn Owens and Tanya Bell
Major	Sports Communication

HONORS AND AWARDS

Bradley AD Honor Roll: Fall '12

NOTES

- One of two true freshmen (Darrion Harris) on the Bradley roster.
- Has played 98 minutes as a backup point guard, appearing in 13 of the first 15 games and was the first player off the bench in the Dec. 29 Valley opener versus Drake.
- Limited by a wrist injury during his senior season last winter, Bell was a first-team all-conference and an all-state pick during his junior year at Oak Park-River Forest H.S.

Overcame the injury to lead the Huskies to the 2012 conference and regional championships.

- A three-year varsity letterwinner, Bell earned a spot on his high school's Honor Roll during six of his eight semesters.

CAREER BESTS

Points	8 vs. Mississippi Valley State (12/19/12)
Rebounds	2 twice, last vs. Drake (12/29/12)
Assists	2 vs. Eastern Illinois (11/9/12)
Blocked Shots	1 twice, last vs. MVSU (12/19/12)
Steals	3 vs. Mississippi Valley State (12/19/12)
Field Goals Made	3 vs. MVSU (12/19/12)
3FG Made	1 twice, last vs. Drake (12/29/12)
FTs Made	1 four times, last vs. Drake (12/29/12)
Minutes	20 vs. Mississippi Valley State (12/19/12)

Season	Career Stats			Total		3-Point		F.Throws			Rebounds					Scoring					
	gp-gs	min/avg		fg-fga	pct	fg-fga	pct	ft-fa	pct	off	def	tot	avg	pf	fo	ast	to	blk	stl	pts	avg
2012-13	13-0	98/7.5		7-16	.438	2-5	.400	4-10	.400	1	7	8	0.6	12	0	4	10	2	6	20	1.5
TOTAL	13-0	98/7.5		7-16	.438	2-5	.400	4-10	.400	1	7	8	0.6	12	0	4	10	2	6	20	1.5

JALEN CRAWFORD



Sophomore • G

6-2 • 202
Detroit, Mich.
Oak Park H.S.

5

PERSONAL

Full Name	Jalen Durell Crawford
Birthdate	July 2, 1992 (20)
Birthplace	Detroit, Mich.
Parents	Joseph and Sylvia Crawford
Major	Sports Communication

HONORS AND AWARDS

Bradley AD Honor Roll: Fall '11, Fall '12

NOTES

- Crawford became head coach Geno Ford's first official recruit when he signed his NLI April 22, 2011.
- Bradley's second-leading scorer off the bench at 4.7 ppg, Crawford has only two points on 1-for-10 shooting in the last four games.
- Played limited minutes through the first 25 games of his freshman season, but started five of the last seven games in 2011-12.
- Averaged 5.8 ppg in his five starts, including a team-best 12 points Feb. 18 against Loyola-Chicago.
- Crawford's two older brothers played Division I

basketball and are currently playing professionally.

- Joseph Crawford II was drafted by the Los Angeles Lakers in 2008 following his four-year college career at Kentucky (2004-08) and he currently is playing professionally in Israel.
- Jordan Crawford, who first gained national attention for his summer camp dunk on LeBron James, was drafted by the Atlanta Hawks out of Xavier in 2010 and currently plays for the Washington Wizards.

CAREER BESTS

Points	12 twice, last vs. UT-Martin (11/24/12)
Rebounds	4 vs. UT-Martin (11/24/12)
Assists	3 twice, last vs. George Washington (12/4/12)
Blocked Shots	0
Steals	3 vs. Drake (2/15/12)
Field Goals Made	5 vs. Loyola-Chicago (2/18/12)
3FG Made	3 twice, last vs. Virginia Tech (12/22/12)
FTM	2 four times, last vs. GW (12/4/12)
Minutes Played	31 at UNI (2/22/12)

Season	Career Stats			Total		3-Point		F-Throws			Rebounds				Scoring						
	gp-gs	min/avg		fg-fga	pct	fg-fga	pct	ft-fa	pct	off	def	tot	avg	pf	fo	ast	to	blk	stl	pts	avg
2011-12	30-5	368/12.3		32-94	.340	14-43	.326	3-9	.333	13	19	32	1.1	20	0	14	16	0	8	81	2.7
2012-13	15-1	258/17.2		27-79	.342	11-40	.275	6-6	1.000	3	18	21	1.4	20	1	20	16	1	9	71	4.7
TOTAL	45-6	626/13.9		59-173	.341	25-83	.301	9-15	.600	16	37	53	1.2	40	1	34	32	1	17	152	3.4

JAKE EASTMAN



Senior • G/F

6-5 • 207
Richmond, Va.
Douglas Freeman H.S.

4

PERSONAL

Full Name	Michael Christopher Eastman
Birthdate	July 3, 1990 (22)
Birthplace	Wilmington, N.C.
Parents	Kevin and Wendy Eastman
Major	Sports Communication

HONORS AND AWARDS

NABC Honors Court: 2012
MVC Scholar-Athlete: 2012 (Honorable Mention)
Bradley AD Honor Roll: Spring '10, Fall '10, Spring '11, Fall '11, Spring '12, Fall '12

NOTES

- Averaging 22.7 minutes per game in his 98-game career, Eastman has never committed more than three turnovers in a game.
- Has only 18 turnovers, while averaging 30.8 mpg, this season.
- Tied his career-high with 17 points Nov. 17 at IUPUI.
- Father, Kevin, currently serves as an assistant

coach for the Boston Celtics and is a former college head coach at Washington State (1994-99) and North Carolina-Wilmington (1990-94).

- Although Eastman grew up on both coasts, he has family ties to both Bradley and Peoria: his maternal grandmother, Caryl MacDiarmid Haynes, grew up in Peoria, graduated from Peoria H.S. and began her college education at Bradley before transferring to Purdue.

CAREER BESTS

Points	17 twice, last at IUPUI (11/17/12)
Rebounds	10 twice, last vs. Drake (2/5/12)
Assists	7 vs. Eastern Illinois (11/9/12)
Blocked Shots	2 three times, last vs. Nevada (11/26/11)
Steals	3 twice, last vs. Drake (2/15/12)
FGM	8 at IUPUI (11/17/12)
3FG Made	4 twice, last at Evansville (1/18/12)
Free Throws Made	6 at Creighton (2/27/10)
Minutes Played	36 twice, last vs. Drake (3/1/12)

Season	Career Stats			Total		3-Point		F-Throws			Rebounds				Scoring						
	gp-gs	min/avg		fg-fga	pct	fg-fga	pct	ft-fa	pct	off	def	tot	avg	pf	fo	ast	to	blk	stl	pts	avg
2009-10	22-0	251/11.4		21-58	.362	4-13	.308	17-29	.586	10	22	32	1.5	19	0	11	14	0	6	63	2.9
2010-11	29-2	627/21.6		32-84	.381	8-29	.276	23-32	.719	23	74	97	3.3	57	1	47	21	4	10	95	3.3
2011-12	32-9	885/27.7		67-198	.338	23-99	.232	33-47	.702	31	100	131	4.1	54	0	60	34	8	28	190	5.9
2012-13	15-14	462/30.8		45-96	.469	15-43	.349	15-23	.652	11	48	59	3.9	25	1	41	18	3	23	120	8.0
TOTAL	98-25	2225/22.7		165-436	.378	50-184	.272	88-131	.672	75	244	319	3.3	155	2	159	87	15	67	468	4.8

WILL EGOLF



6th-Yr. Senior • C/F

6-9 • 235
Juneau, Alaska
Douglas H.S.

21

PERSONAL

Full Name	Will Freeman Egolf
Birthdate	Jan. 20, 1989 (23)
Birthplace	Juneau, Alaska
Parents	Dan and Jo Anna Egolf
Major	Organizational Communications '11

HONORS AND AWARDS

Bradley AD Honor Roll: Spring '09

NOTES

- Has missed the last two games due to an off-court issue and his return to action is to be determined.
- After missing the bulk of the 2008-09 season due to a torn ACL in his right knee, Egolf tore the ACL again in June 2011, forcing him to miss the 2011-12 season.
- Granted a sixth-year of eligibility by the NCAA, joining Sam Singh as the second 6th-year Brave in four years.
- Averaging career-bests of 8.6 ppg, 5.8 rpg and 0.9 bpg in his return.
- After going 0-for-16 from 3-point range in his first 4

seasons, Egolf is a team-best 15-for-42 (.357) from long range this year.

- In the two seasons between knee injuries, Egolf started 61 of Bradley's 63 games in 2009-10 and 2010-11, averaging 7.5 points and 4.3 rebounds per game.
- Graduated in December 2011 with his bachelor's degree in organizational communications.
- Interned in the Athletic Communications Office during the 2011 Fall semester.

CAREER BESTS

Points	19 at UNI (1/9/11)
Rebounds	12 vs. Eastern Illinois (11/24/10)
Assists	3 vs. Texas-Pan American (11/12/12)
Blocked Shots	5 at IUPUI (11/17/12)
Steals	2 10 times, last at IUPUI (11/17/12)
FGM	7 twice, last at Southern Illinois (1/20/10)
3FG Made	3 vs. Texas-Pan American (11/12/12)
Free Throws Made	7 at UNI (1/9/11)
Minutes Played	34 at Indiana State (2/16/10)

Season	Career Stats		Total		3-Point		F-Throws		Rebounds				Scoring							
	gp-gs	min/avg	fg-fga	pct	fg-fga	pct	ft-fga	pct	off	def	tot	avg	pf	fo	ast	to	blk	stl	pts	avg
2007-08	19-0	132/6.9	11-32	.344	0-14	.000	6-10	.600	5	21	26	1.4	27	0	2	6	4	6	28	1.5
2008-09	5-3	69/13.8	9-15	.600	0-0	.000	4-5	.800	4	5	9	1.8	11	0	1	7	4	2	22	4.4
2009-10	31-30	696/22.5	95-181	.525	0-0	.000	28-48	.583	41	96	137	4.4	105	3	11	38	26	16	218	7.0
2010-11	32-31	757/23.7	99-227	.436	0-2	.000	57-76	.750	52	80	132	4.1	111	9	18	49	19	21	255	8.0
2012-13	13-12	320/24.6	40-104	.385	15-42	.357	17-28	.607	16	59	75	5.8	48	3	13	16	12	18	112	8.6
TOTAL	100-76	1974/19.7	254-559	.454	15-58	.259	112-167	.671	118	261	379	3.8	302	15	45	116	65	63	635	6.4

JIMMY GAVIN



Sophomore • G

6-2 • 180
Arlington Heights, Ill.
Prospect H.S.

30

PERSONAL

Full Name	Jimmy Gavin
Birthdate	Aug. 28, 1991 (21)
Birthplace	Arlington Heights, Ill.
Parents	Michael and Susan Gavin
Major	Academic Exploration Program

HONORS AND AWARDS

Bradley AD Honor Roll: Fall '12

NOTES

- After graduating high school in 2010, Gavin first began college at Mississippi State, where he was a practice player for the women's basketball team.
- Withdrew from Mississippi State during the 2011 Fall semester, however, due to the death of his younger brother, Jack (16), in a car accident the previous spring.
- Enrolled at Bradley for the 2012 Fall semester and joined the Braves as a non-scholarship player following a preseason tryout.
- As a third-year sophomore, Gavin began the 2012-13

season with three years to complete his final three years of eligibility.

- Did not play basketball during his final two years of high school while he battled through Crohn's Disease, a form of inflammatory bowel disease, which resulted in weight loss and fatigue.

CAREER BESTS

Points	6 vs. UT-Martin (11/24/12)
Rebounds	1 twice, last vs. MVSU (12/19/12)
Assists	0
Blocked Shots	0
Steals	0
FGM	2 twice, last vs. MVSU (12/19/12)
3FG Made	1 twice, last vs. UT-Martin (11/24/12)
Free Throws Made	1 vs. UT-Martin (11/24/12)
Minutes	8 vs. Mississippi Valley State (12/19/12)

Season	Career Stats		Total		3-Point		F-Throws		Rebounds				Scoring							
	gp-gs	min/avg	fg-fga	pct	fg-fga	pct	ft-fga	pct	off	def	tot	avg	pf	fo	ast	to	blk	stl	pts	avg
2012-13	8-0	24/3.0	5-11	.455	2-5	.400	1-1	1.000	1	1	2	0.3	0	0	0	1	0	0	13	1.6
TOTAL	8-0	24/3.0	5-11	.455	2-5	.400	1-1	1.000	1	1	2	0.3	0	0	0	1	0	0	13	1.6

DARRION HARRIS



Freshman • G

5-10 • 150
St. Louis, Mo.
Whitfield School

12

PERSONAL

Full Name	Darrion Franklin Harris
Birthdate	May 16, 1994 (18)
Birthplace	St. Louis, Mo.
Parents	Alvin and Keshia Harris
Major	Undecided Engineering

HONORS AND AWARDS

Bradley AD Honor Roll: Fall '12

NOTES

- Harris joined the Braves as a non-scholarship player following an early Fall tryout and begins the 2012-13 season as a true freshman with four years of eligibility.
- Selected his team MVP at Whitfield School each of his last two seasons.
- A four-year varsity letterman, Harris helped the Warriors to a Class 3 state runner-up finish in 2009 and a third-place finish in 2010.
- Off the court, Harris volunteered for Big Brothers,

Big Sisters and took part in the Model United Nations Strive Program

CAREER BESTS

Points	0
Rebounds	0
Assists	0
Blocked Shots	0
Steals	0
FGM	0
3FG Made	0
Free Throws Made	0
Minutes	3 vs. Mississippi Valley State (12/19/12)

Season	Career Stats			Total		3-Point		F-Throws		Rebounds				Scoring								
	gp-gs	min/avg		fg-fga	pct	fg-fga	pct	ft-fla	pct	off	def	tot	avg	pf	fo	ast	to	blk	stl	pts	avg	
2012-13	5-0	8/1.6		0-0	.000	0-0	.000	0-0	.000	0	0	0	0.0	1	0	0	1	0	0	0	0	0.0
TOTAL	5-0	8/1.6		0-0	.000	0-0	.000	0-0	.000	0	0	0	0.0	1	0	0	1	0	0	0	0	0.0

MILOS KNEZEVIC



Senior • F

6-8 • 223
Las Vegas, Nev.
Liberty H.S.

14

PERSONAL

Full Name	Milos Knezevic
Birthdate	April 8, 1990 (22)
Birthplace	Knin, Croatia
Parents	Branko and Andjelka Knezevic
Major	Communications (Public Relations)

HONORS AND AWARDS

Bradley AD Honor Roll: Spring '10, Fall '10, Spring '11, Fall '11, Spring '12, Fall '12

NOTES

- Born in Knin, Croatia, Knezevic moved to Las Vegas with his family at age six.
- Sworn in as a US citizen Dec. 2, 2011 in Las Vegas and was serenaded by chants of "U-S-A" after sinking his first 3-pointer of the 2011-12 season Dec. 6 vs. Northeastern.
- 70 percent (56-of-80) of his career field goal attempts have come from behind the arc.

• Has earned a spot on the Bradley Athletic Director's Honor Roll during each of the last five semesters.

CAREER BESTS

Points	11 twice, last vs. Loyola-Chicago (12/16/09)
Rebounds	4 three times, last vs. Loyola Mymt. (11/17/10)
Assists	1 seven times, last at USF (11/20/12)
Blocked Shots	1 at #1 Duke (12/8/10)
Steals	3 at Iowa State (12/20/09)
FGM	4 twice, last vs. Loyola-Chicago (12/16/09)
3FG Made	3 twice, last vs. Loyola-Chicago (12/16/09)
Free Throws Made	2 twice, last vs. E. Illinois (11/9/12)
Minutes Played	20 at Iowa State (12/20/09)

PRONUNCIATION GUIDE

First name: MEE • lösh
Last name: kuh • KNEE • zuh • vich

Season	Career Stats			Total		3-Point		F-Throws		Rebounds				Scoring							
	gp-gs	min/avg		fg-fga	pct	fg-fga	pct	ft-fla	pct	off	def	tot	avg	pf	fo	ast	to	blk	stl	pts	avg
2009-10	17-0	105/6.2		11-25	.440	7-18	.389	2-2	1.000	2	15	17	1.0	20	0	2	10	0	3	31	1.8
2010-11	25-0	151/6.0		13-38	.342	7-29	.241	3-6	.500	4	22	26	1.0	26	0	4	9	1	4	36	1.4
2011-12	15-0	54/3.6		5-14	.357	2-7	.286	3-5	.600	4	7	11	0.7	11	0	0	4	0	2	15	1.0
2012-13	8-0	14/1.8		0-3	.000	0-2	.000	3-4	.750	2	4	6	0.8	2	0	1	1	0	0	3	0.4
TOTAL	65-0	324/5.0		29-80	.363	16-56	.286	11-17	.647	12	48	60	0.9	59	0	7	24	1	9	85	1.3

WALT LEMON, JR.



Junior • G

6-3 • 178
Chicago, Ill.
Julian H.S.

25

PERSONAL

Full Name	Walter Lemon, Jr.
Birthdate	July 26, 1991 (21)
Birthplace	Chicago, Ill.
Parents	Walter (deceased) and Katrina Lemon
Major	Psychology

HONORS AND AWARDS

MVC Most-Improved Team: 2012
MVC Scholar-Athlete: 2012 (1st Team)
MVC Scholar-Athlete of the Week: Dec. 13, 2012
Bradley AD Honor Roll: Fall '11, Spring '12

NOTES

- Bradley's top returning scorer from the 2011-12 season, Lemon now leads this year's Braves in scoring at 13.7 ppg.
- Also leads the Braves by averaging 3.4 apg and ranks second with 2.3 spg.
- Shooting 51.9 percent (67-129) from inside the 3-point arc.
- In a match-up against Michigan All-American point

guard Trey Burke Dec. 1, Lemon had 15 points with three rebounds, assists and steals.

- The starting point guard most of last season, Lemon came off the bench in the last seven games of the regular-season and led the Braves in scoring (17.6 ppg), assists (2.6 apg) and steals (1.3 spg) in that stretch.
- Scored at least 20 points six times in 2011-12.
- His seven steals against Northeastern (12/6/11) remain the most by a Brave since Jan. 16, 1999 and were the most by a Valley player during the 2011-12 season.

CAREER BESTS

Points	26 vs. Indiana State (2/8/12)
Rebounds	7 vs. Texas A&M-Kingsville (11/12/10)
Assists	8 vs. #24 Creighton (1/7/12)
Blocks	3 vs. Western Carolina (12/20/11)
Steals	7 vs. Northeastern (12/6/11)
FGM	9 vs. Drake (2/15/12)
3FG Made	5 at UNI (2/22/12)
Free Throws Made	15 vs. Indiana State (2/8/12)
Minutes	38 vs. Northeastern (12/6/11)

Season	Career Stats		Total		3-Point		F-Throws		Rebounds				Scoring							
	gp-gs	min/avg	fg-fga	pct	fg-fga	pct	ft-fa	pct	off	def	tot	avg	pf	fo	ast	to	blk	stl	pts	avg
2010-11	31-5	619/20.0	78-186	.419	11-34	.324	31-47	.660	15	58	73	2.4	69	1	29	58	11	27	198	6.4
2011-12	32-25	981/30.7	139-295	.471	29-84	.345	96-144	.667	8	91	99	3.1	96	4	81	102	16	42	403	12.6
2012-13	15-15	483/32.2	80-169	.473	9-34	.265	38-49	.776	8	45	53	3.5	46	0	53	55	5	33	207	13.8
TOTAL	78-45	2083/26.7	297-650	.457	49-152	.322	165-240	.688	31	194	225	2.9	211	5	163	215	32	102	808	10.4

TYSHON PICKETT



Junior • F

6-6 • 220
Passaic, N.J.
Passaic H.S.
Dodge City (Kan.) C.C.

20

PERSONAL

Full Name	Tyshon S. Pickett
Birthdate	June 6, 1991 (21)
Birthplace	Passaic, N.J.
Parents	Tyrone Brown and Renee Pickett
Major	Sociology

HONORS AND AWARDS

MVC Newcomer of the Week: Nov. 12, 2012
Las Vegas Classic All-Tournament Team: 2012
Bradley AD Honor Roll: Fall '12

NOTES

- A transfer from Dodge City Community College, Pickett entered the 2012-13 season with two years of eligibility for the Braves.
- Top rebounder among Valley newcomers and fourth-leading scorer.
- Scored 23 points on 9-for-12 field goal shooting and added eight rebounds in the Nov. 9 season-opener.
- Pickett's 23 points versus Eastern Illinois were the most by a debuting Brave since Chet "The Jet" Walker scored 44 points versus Abilene Christian Dec. 3, 1959.

- Turned in 11 points and eight rebounds Dec. 1 against #3 Michigan.
- Averaged 14 points and 8.5 rebounds during his two-year junior college career, earning second-team All-Jayhawk West Conference honors in 2012 and honorable mention All-Region VI in 2011.
- Averaged 18.9 points and 10.0 rebounds as a senior at Passaic H.S., where he scored more than 1,000 points in his four-year varsity career.
- Also played football during his senior season in 2009-10.

CAREER BESTS

Points	23 vs. Eastern Illinois (11/9/12)
Rebounds	11 vs. Georgia Southern (12/17/12)
Assists	3 twice, last vs. MVSU (12/19/12)
Blocked Shots	3 at IUPUI (11/17/12)
Steals	3 twice, last vs. Portland (12/23/12)
FGM	9 vs. Eastern Illinois (11/9/12)
3FG Made	0
Free Throws Made	9 vs. Georgia Southern (12/17/12)
Minutes Played	32 at IUUPI (11/17/12)

Season	Career Stats		Total		3-Point		F-Throws		Rebounds				Scoring							
	gp-gs	min/avg	fg-fga	pct	fg-fga	pct	ft-fa	pct	off	def	tot	avg	pf	fo	ast	to	blk	stl	pts	avg
2012-13	15-15	382/25.5	62-126	.492	0-1	.000	49-69	.710	44	53	97	6.5	44	1	18	24	9	17	173	11.5
TOTAL	15-15	382/25.5	62-126	.492	0-1	.000	49-69	.710	44	53	97	6.5	44	1	18	24	9	17	173	11.5

JORDAN PROSSER



Junior • C

6-9 • 240
Goodfield, Ill.
Eureka H.S.

44

PERSONAL

Full Name	Jordan Walker Prosser
Birthdate	July 21, 1991 (21)
Birthplace	Peoria, Ill.
Parents	Stan and Jill Prosser
Major	Communications (Advertising)

HONORS AND AWARDS

Bradley AD Honor Roll: Fall '11, Spring '12

NOTES

- Bradley's active leader with 452 career rebounds.
- Had shot at least 50 percent from the field in eight consecutive games, hitting 31-of-45 (.689) field goal attempts during that stretch, until a 1-for-6 effort Dec. 29 versus Drake ended the streak.
- Suffered a gruesome knee injury -- dislocated left kneecap -- during Bradley's first-round win against Drake in the 2011 State Farm MVC Tournament.
- Made a strong recovery during the offseason and played in all 32 games last season, averaging 7.8 points

and 6.5 rebounds per game.

- Prosser's 17 rebounds Nov. 13, 2011 equalled the most by a Brave since Danny Granger snared 20 boards in the 2002-03 season-opener versus Pepperdine.

GOT MILK?


- While in high school, Prosser drank at least one-and-a-half gallons of milk per day and often was known to drink up to 12 gallons per week.

CAREER BESTS

Points	17 twice, last vs. George Washington (12/4/12)
Rebounds	17 vs. UMKC (11/13/11)
Assists	3 vs. Western Carolina (12/20/11)
Blocks	1 eight times, last vs. MVSU (12/19/12)
Steals	2 four times, last at USF (11/20/12)
FGM	8 twice, last vs. George Washington (12/4/12)
3FG Made	0
Free Throws Made	8 at Indiana State (12/31/11)
Minutes Played	38 at Tennessee-Martin (2/19/11)

Season	Career Stats			Total		3-Point		F-Throws			Rebounds						Scoring				
	gp-gs	min/avg		fg-fga	pct	fg-fga	pct	ft-fga	pct	off	def	tot	avg	pf	fo	ast	to	blk	stl	pts	avg
2010-11	31-24	689/22.2		74-138	.536	0-0	.000	15-36	.417	55	116	171	5.5	62	1	7	30	2	13	163	5.3
2011-12	32-31	863/27.0		95-209	.455	0-0	.000	58-93	.624	76	133	209	6.5	64	0	16	51	5	13	248	7.8
2012-13	15-3	325/21.7		50-96	.521	0-0	.000	25-34	.735	32	40	72	4.8	21	0	3	10	1	8	125	8.3
TOTAL	78-58	1877/24.1		219-443	.494	0-0	.000	98-163	.601	163	289	452	5.8	147	1	26	91	8	34	536	6.9

SHAYOK SHAYOK



Sophomore • F

6-8 • 228
Ottawa, Ontario
IMG Academy (Fla.)

23

PERSONAL

Full Name	Shayok M. Shayok
Birthdate	Jan. 25, 1992 (20)
Birthplace	Dayton, Ohio
Parents	Makur and Hellena Shayok
Major	Communications (Advertising)

HONORS AND AWARDS

Bradley AD Honor Roll: Fall '11, Fall '12

NOTES

- Battled through several preseason injuries, but has appeared in each of Bradley's first 15 games as part of the frontcourt rotation.
- Led Bradley's 2011-12 newcomers with 26 starts, 3.5 ppg, 3.1 rpg, 15 blocked shots and 13 steals.
- In two games against Big 10 competition last season, Shayok blocked three shots versus Wisconsin and set career-highs with 10 points and eight rebounds at Michigan.
- Attended Julian H.S. with Bradley teammate Walt Lemon, Jr., in 2009-10, but did not play basketball for the

Jaguars.

- Shayok's father, Makur Shayok, played collegiately at Dayton (1990-92) before playing professionally overseas.
- Makur Shayok had nine points and five rebounds in a 91-81 Dayton victory at Bradley Dec. 22, 1990.
- Sister Yar Shayok played at the University of Detroit and was named to the 2011 Horizon League All-Defense Team after leading the league in rebounding (10.2 rpg).

CAREER BESTS

Points	10 twice, last at #19 Michigan (12/22/11)
Rebounds	8 at #19 Michigan (12/22/11)
Assists	3 twice, last vs. Southern Illinois (1/4/12)
Blocked Shots	3 vs. #11 Wisconsin (11/25/11)
Steals	2 four times, last vs. Wichita State (1/6/13)
FGM	5 at #19 Michigan (12/22/11)
3FG Made	2 vs. Southeast Missouri State (11/16/11)
FTM	4 vs. Mississippi Valley State (12/19/12)
Minutes	33 at #19 Michigan (12/22/11)

PRONUNCIATION GUIDE

First and last name: SHE • ock

Season	Career Stats			Total		3-Point		F-Throws			Rebounds						Scoring				
	gp-gs	min/avg		fg-fga	pct	fg-fga	pct	ft-fga	pct	off	def	tot	avg	pf	fo	ast	to	blk	stl	pts	avg
2011-12	32-26	595/18.6		44-127	.346	5-25	.200	18-37	.486	37	62	99	3.1	73	1	19	52	15	13	111	3.5
2012-13	15-0	105/7.0		10-16	.625	0-0	.000	10-14	.714	6	14	20	1.3	18	0	1	5	2	4	30	2.0
TOTAL	47-26	700/14.9		54-143	.378	5-25	.200	28-51	.549	43	76	119	2.5	91	1	20	57	17	17	141	3.0

DYRICUS SIMMS-EDWARDS



Senior • G

6-3 • 197
Peoria, Ill.
Washington Comm. H.S.

32

PERSONAL

Full Name	Dyricus Alexander Simms-Edwards
Birthdate	March 8, 1991 (21)
Birthplace	Peoria, Ill.
Parents	Demetrius Edwards and Tara Simms
Major	Psychology

HONORS AND AWARDS

MVC Most Improved Team: 2011
Bradley AD Honor Roll: Fall '10, Spring '11

NOTES

- Bradley's active leader in most statistical categories, including scoring with 992 career points.
- Ranks third nationally by averaging 3.27 steals per game is the only player in the nation averaging more than 2 steals per personal foul (2.33).
- His eight steals Dec. 29 against Drake were the most by a Valley player since the 2005-06 season.
- Currently on pace to become the first-ever Valley player to eclipse 100 steals in a season.
- Averaging 15.2 ppg, 4.6 rpg, 3.4 spg and 3.0 apg in

the last five games.

- During the summer of 2010, Simms-Edwards was one of 10 players to team on an all-star squad that toured Belgium and Germany for Global Sports Academy.
- The team, which finished 5-0, primarily was made up of players from the Big Ten and Missouri Valley Conferences and was coached by then Illinois assistant Jay Price.

CAREER BESTS

Points	26 twice, last vs. UNI (1/15/12)
Rebounds	9 vs. Drake (3/3/11)
Assists	8 vs. Mississippi Valley State (12/19/12)
Blocks	2 four times, last vs. #24 Creighton (1/7/12)
Steals	8 vs. Drake (12/29/12)
Field Goals Made	11 vs. Drake (3/3/11)
3FG Made	6 vs. UNI (1/15/12)
Free Throws Made	10 twice, last vs. UMKC (11/13/11)
Minutes	42 vs. Virginia Tech (12/22/12)

PRONUNCIATION GUIDE

First name: dye • REE • kiss

Season	Career Stats			Total		3-Point		F-Throws		Rebounds				Scoring							
	gp-gs	min/avg		fg-fga	pct	fg-fga	pct	ft-fga	pct	off	def	tot	avg	pf	fo	ast	to	blk	stl	pts	avg
2009-10	26-5	535/20.6		49-123	.398	13-38	.342	29-45	.644	16	47	63	2.4	40	0	45	37	3	24	140	5.4
2010-11	30-28	900/30.0		108-249	.434	20-71	.282	79-107	.738	20	79	99	3.3	59	0	105	68	10	28	315	10.5
2011-12	32-31	1059/33.1		118-333	.354	51-150	.340	82-112	.732	17	105	122	3.8	58	1	92	86	5	42	369	11.5
2012-13	15-15	504/33.6		58-142	.408	12-54	.222	40-53	.755	20	44	64	4.3	21	0	53	23	2	49	168	11.2
TOTAL	103-79	2998/29.1		333-847	.393	96-313	.307	230-317	.726	73	275	348	3.4	178	1	295	214	20	143	992	9.6

NATE WELLS



Redshirt Fr. • C

7-1 • 245
Davenport, Iowa
Davenport West H.S.

52

PERSONAL

Full Name	Nathan Thomas Wells
Birthdate	June 4, 1993 (19)
Birthplace	Lich, Germany
Parents	Marty and Martha Wells
Major	Communications (Advertising)

HONORS AND AWARDS

Bradley AD Honor Roll: Fall '11, Spring '12, Fall '12

NOTES

- Redshirted the 2011-12 season as a true freshman and began the 2012-13 campaign with four years of eligibility.
- The tallest player in the Missouri Valley Conference, Wells has grown seven inches since the seventh grade and has added 40 pounds since arriving at Bradley.
- Joined Athletes in Action for a basketball mission trip to Brazil in July 2012.
- A third-team all-state selection his senior season in 2010-11, Wells led Davenport West H.S. to the conference

title while averaging 12.1 ppg, 8.5 rpg and 4.5 bpg.

- Blocked 294 shots in three varsity seasons.
- Also earned a letter by playing one season of varsity tennis.
- Outside of athletics, Wells played tuba in the school band and was a member of the Improvisation Team, the Euchre Club and German Club.
- He also sang in his church choir, is an Eagle Scout and lists his hobbies as camping, disc golf, fishing and playing guitar.

CAREER BESTS

Points	2 three times, last at Southern Illinois (1/2/13)
Rebounds	2 twice, last at Southern Illinois (1/2/13)
Assists	0
Blocked Shots	1 vs. Georgia Southern (12/17/12)
Steals	0
FGM	1 three times, last at Southern Illinois (1/2/13)
3FG Made	0
Free Throws Made	0
Minutes	9 twice, last at Southern Illinois (1/2/13)

Season	Career Stats			Total		3-Point		F-Throws		Rebounds				Scoring							
	gp-gs	min/avg		fg-fga	pct	fg-fga	pct	ft-fga	pct	off	def	tot	avg	pf	fo	ast	to	blk	stl	pts	avg
2012-13	7-0	28/4.0		3-3	1.000	0-0	.000	0-1	.000	2	4	6	0.9	3	0	0	1	1	0	6	0.9
TOTAL	7-0	28/4.0		3-3	1.000	0-0	.000	0-1	.000	2	4	6	0.9	3	0	0	1	1	0	6	0.9

2012-13 BRADLEY STATISTICS

2012-13 BRADLEY BRAVES BASKETBALL Bradley Combined Team Statistics (as of Jan 07, 2013) All games

RECORD:	OVERALL	HOME	AWAY	NEUTRAL
ALL GAMES	10-5	7-2	3-1	0-2
CONFERENCE	2-1	1-1	1-0	0-0
NON-CONFERENCE	8-4	6-1	2-1	0-2

#	Player	gp-gs	min	avg	Total		3-Point		F-Throw		Rebounds				pf	dq	a	to	blk	stl	pts	avg
					fg-fga	fg%	3fg-fga	3fg%	ft-fga	ft%	off	def	tot	avg								
25	Lemon Jr., Walt	15-15	483	32.2	80-169	.473	9-34	.265	38-49	.776	8	45	53	3.5	46	0	53	55	5	33	207	13.8
20	Pickett, Tyshon	15-15	382	25.5	62-126	.492	0-1	.000	49-69	.710	44	53	97	6.5	44	1	18	24	9	17	173	11.5
32	Simms-Edwards, D.	15-15	504	33.6	58-142	.408	12-54	.222	40-53	.755	20	44	64	4.3	21	0	53	23	2	49	168	11.2
21	Egolf, Will	13-12	320	24.6	40-104	.385	15-42	.357	17-28	.607	16	59	75	5.8	48	3	13	16	12	18	112	8.6
44	Prosser, Jordan	15-3	325	21.7	50-96	.521	0-0	.000	25-34	.735	32	40	72	4.8	21	0	3	10	1	8	125	8.3
04	Eastman, Jake	15-14	462	30.8	45-96	.469	15-43	.349	15-23	.652	11	48	59	3.9	25	1	41	18	3	23	120	8.0
05	Crawford, Jalen	15-1	258	17.2	27-79	.342	11-40	.275	6-6	1.000	3	18	21	1.4	20	1	20	16	1	9	71	4.7
23	Shayok, Shayok	15-0	105	7.0	10-16	.625	0-0	.000	10-14	.714	6	14	20	1.3	18	0	1	5	2	4	30	2.0
30	Gavin, Jimmy	8-0	24	3.0	5-11	.455	2-5	.400	1-1	1.000	1	1	2	0.3	0	0	0	1	0	0	13	1.6
00	Bell, Ka'Darryl	13-0	98	7.5	7-16	.438	2-5	.400	4-10	.400	1	7	8	0.6	12	0	4	10	2	6	20	1.5
52	Wells, Nate	7-0	28	4.0	3-3	1.000	0-0	.000	0-1	.000	2	4	6	0.9	3	0	0	1	1	0	6	0.9
10	Alwan, Mason	7-0	14	2.0	1-3	.333	1-3	.333	0-0	.000	0	3	3	0.4	0	0	0	0	0	0	3	0.4
14	Knezevic, Milos	8-0	14	1.8	0-3	.000	0-2	.000	3-4	.750	2	4	6	0.8	2	0	1	1	0	0	3	0.4
12	Harris, Darrion	5-0	8	1.6	0-0	.000	0-0	.000	0-0	.000	0	0	0	0.0	1	0	0	1	0	0	0	0.0
Team											19	21	40				2					
Total.....		15	3025		388-864	.449	67-229	.293	208-292	.712	165	361	526	35.1	261	6	207	183	38	167	1051	70.1
Opponents.....		15	3025		327-816	.401	90-282	.319	182-273	.667	182	359	541	36.1	262	2	188	258	48	90	926	61.7

TEAM STATISTICS	BRAD	OPP	Date	Opponent	Score	Att.
SCORING	1051	926	11-09-12	EASTERN ILLINOIS	w 76-53	6634
Points per game	70.1	61.7	! 11-12-12	TEXAS-PAN AMERICAN	w 78-61	3151
Scoring margin	+8.3	-	11-17-12	at IUPUI	w 79-72	1085
FIELD GOALS-ATT	388-864	327-816	11-20-12	at USF	L 63-82	4768
Field goal pct	.449	.401	11-24-12	TENNESSEE-MARTIN	w 80-57	6649
3 POINT FG-ATT	67-229	90-282	11-28-12	at Central Michigan	w 82-65	2076
3-point FG pct	.293	.319	12-01-12	MICHIGAN	L 66-74	11019
3-pt FG made per game	4.5	6.0	12-04-12	GEORGE WASHINGTON	w 72-68	6313
FREE THROWS-ATT	208-292	182-273	\$ 12-17-12	GEORGIA SOUTHERN	w 62-43	6140
Free throw pct	.712	.667	\$ 12-19-12	MISS. VALLEY STATE	w 77-42	6066
F-Throws made per game	13.9	12.1	\$ 12-22-12	vs Virginia Tech	Lot 65-66	350
REBOUNDS	526	541	\$ 12-23-12	vs Portland	L 55-57	350
Rebounds per game	35.1	36.1	* 12-29-12	DRAKE	w 67-57	7534
Rebounding margin	-1.0	-	* 01-02-13	at Southern Illinois	w 66-60	5015
ASSISTS	207	188	* 01-06-13	WICHITA STATE	L 63-69	7317
Assists per game	13.8	12.5				
TURNOVERS	183	258				
Turnovers per game	12.2	17.2				
Turnover margin	+5.0	-				
Assist/turnover ratio	1.1	0.7				
STEALS	167	90				
Steals per game	11.1	6.0				
BLOCKS	38	48				
Blocks per game	2.5	3.2				
ATTENDANCE	60823	13644				
Home games-Avg/Game	9-6758	4-3236				
Neutral site-Avg/Game	-	2-350				

! = Home game played at Renaissance Coliseum
\$ = Continental Tire Las Vegas Classic

Score by Periods	1st	2nd	OT	Totals
Bradley	478	563	10	1051
Opponents	405	510	11	926

2012-13 MVC GAMES ONLY

2012-13 BRADLEY BRAVES BASKETBALL Bradley Combined Team Statistics (as of Jan 07, 2013) Conference games

RECORD:	OVERALL	HOME	AWAY	NEUTRAL
ALL GAMES	2-1	1-1	1-0	0-0
CONFERENCE	2-1	1-1	1-0	0-0
NON-CONFERENCE	0-0	0-0	0-0	0-0

##	Player	gp-gs	min	avg	Total		3-Point		F-Throw		Rebounds				pf	dq	a	to	blk	stl	pts	avg
					fg-fga	fg%	3fg-fga	3fg%	ft-fta	ft%	off	def	tot	avg								
25	Lemon Jr., Walt	3-3	105	35.0	21-35	.600	4-8	.500	12-17	.706	3	15	18	6.0	10	0	12	10	0	8	58	19.3
32	Simms-Edwards, D.	3-3	109	36.3	17-36	.472	4-14	.286	8-12	.667	2	10	12	4.0	3	0	11	6	0	13	46	15.3
20	Pickett, Tyshon	3-3	65	21.7	9-20	.450	0-0	.000	8-10	.800	4	9	13	4.3	7	0	2	6	1	1	26	8.7
04	Eastman, Jake	3-3	100	33.3	7-16	.438	5-11	.455	1-1	1.000	1	15	16	5.3	3	0	7	4	0	2	20	6.7
44	Prosser, Jordan	3-2	78	26.0	8-23	.348	0-0	.000	4-7	.571	8	3	11	3.7	5	0	1	2	0	2	20	6.7
21	Egolf, Will	1-1	25	25.0	1-6	.167	1-2	.500	2-5	.400	0	5	5	5.0	3	0	1	0	0	2	5	5.0
23	Shayok, Shayok	3-0	44	14.7	4-7	.571	0-0	.000	1-1	1.000	4	3	7	2.3	10	0	0	3	1	2	9	3.0
00	Bell, Ka'Darryl	3-0	38	12.7	3-7	.429	1-2	.500	1-2	.500	0	3	3	1.0	4	0	1	5	0	1	8	2.7
52	Wells, Nate	1-0	9	9.0	1-1	1.000	0-0	.000	0-0	.000	1	1	2	2.0	1	0	0	1	0	0	2	2.0
05	Crawford, Jalen	3-0	26	8.7	1-6	.167	0-2	.000	0-0	.000	0	3	3	1.0	2	0	1	1	1	0	2	0.7
30	Gavin, Jimmy	1-0	1	1.0	0-0	.000	0-0	.000	0-0	.000	0	0	0	0.0	0	0	0	0	0	0	0	0.0
Team											3	6	9				1					
Total.....		3	600		72-157	.459	15-39	.385	37-55	.673	26	73	99	33.0	48	0	36	39	3	31	196	65.3
Opponents.....		3	600		69-168	.411	14-61	.230	34-50	.680	36	70	106	35.3	50	0	34	45	11	20	186	62.0

TEAM STATISTICS	BRAD	OPP	Date	Opponent	Score	Att.
SCORING	196	186	* 12-29-12	DRAKE	w 67-57	7534
Points per game	65.3	62.0	* 01-02-13	at Southern Illinois	w 66-60	5015
Scoring margin	+3.3	-	* 01-06-13	WICHITA STATE	L 63-69	7317
FIELD GOALS-ATT	72-157	69-168	! = Home game played at Renaissance Coliseum			
Field goal pct	.459	.411	\$ = Continental Tire Las Vegas Classic			
3 POINT FG-ATT	15-39	14-61				
3-point FG pct	.385	.230				
3-pt FG made per game	5.0	4.7				
FREE THROWS-ATT	37-55	34-50				
Free throw pct	.673	.680				
F-Throws made per game	12.3	11.3				
REBOUNDS	99	106				
Rebounds per game	33.0	35.3				
Rebounding margin	-2.3	-				
ASSISTS	36	34				
Assists per game	12.0	11.3				
TURNOVERS	39	45				
Turnovers per game	13.0	15.0				
Turnover margin	+2.0	-				
Assist/turnover ratio	0.9	0.8				
STEALS	31	20				
Steals per game	10.3	6.7				
BLOCKS	3	11				
Blocks per game	1.0	3.7				
ATTENDANCE	14851	5015				
Home games-Avg/Game	2-7426	1-5015				
Neutral site-Avg/Game	-	0-0				

Score by Periods	1st	2nd	Totals
Bradley	91	105	196
Opponents	85	101	186

GAME-BY-GAME RESULTS

Date	Opponent	W-L	Score	Att.	Rec.	MVC	Leading Scorer	Rebounds	Assists
Nov. 9	EASTERN ILLINOIS	W	76-53	6,634	1-0	---	Pickett (23)	Pickett (8)	Eastman (7)
Nov. 12	! TEXAS-PAN AMERICAN	W	78-61	3,151	2-0	---	Egolf, Lemon (14)	Prosser (8)	Lemon (6)
Nov. 17	at IUPUI	W	79-72	1,085	3-0	---	Lemon (19)	Pickett (10)	Eastman (5)
Nov. 20	at South Florida	L	62-83	4,768	3-1	---	Pickett (13)	Prosser (6)	Lemon (6)
Nov. 24	TENNESSEE-MARTIN	W	80-57	6,649	4-1	---	Lemon (15)	Egolf (9)	Simms-Edwards (4)
Nov. 28	at Central Michigan	W	82-65	2,076	5-1	---	Pickett, Prosser (17)	Egolf (10)	Lemon (5)
Dec. 1	MICHIGAN	L	66-74	11,019	5-2	---	Lemon (15)	Pickett (8)	Simms-Edwards (4)
Dec. 4	GEORGE WASHINGTON	W	72-68	6,313	6-2	---	Prosser (17)	Prosser (8)	Eastman, Lemon (4)
Dec. 17	GEORGIA SOUTHERN	W	62-43	6,140	7-2	---	Pickett (17)	Pickett (11)	Three Players (3)
Dec. 19	MISSISSIPPI VALLEY ST.	W	77-42	6,066	8-2	---	Pickett (18)	Pickett (9)	Simms-Edwards (8)
Dec. 22	§ vs. Virginia Tech (OT)	L	65-66	350	8-3	---	Simms-Edwards (15)	Pickett (8)	Lemon (3)
Dec. 23	§ vs. Portland	L	55-57	350	8-4	---	Simms-Edwards (15)	Eastman (6)	Lemon (3)
Dec. 29	*DRAKE	W	67-57	7,534	9-4	1-0	Lemon (23)	Pickett (8)	Lemon (4)
Jan. 2	*at Southern Illinois	W	66-60	5,015	10-4	2-0	Lemon (20)	Simms-Edwards (7)	Simms-Edwards (4)
Jan. 6	*WICHITA STATE	L	63-60	7,317	10-5	2-1	Lemon, Simms-Ed (15)	Lemon (8)	Lemon, Simms-Ed (5)
Jan. 9	*at Indiana State								
Jan. 12	*at UNI								
Jan. 15	*SOUTHERN ILLINOIS								
Jan. 19	*MISSOURI STATE								
Jan. 23	*at Evansville								
Jan. 26	*at Wichita State								
Jan. 29	*ILLINOIS STATE								
Feb. 2	*at Creighton								
Feb. 5	*EVANSVILLE								
Feb. 10	*UNI								
Feb. 13	*at Illinois State								
Feb. 16	*INDIANA STATE								
Feb. 20	*at Drake								
Feb. 23	at BracketBusters								
Feb. 27	*CREIGHTON								
March 2	*at Missouri State								

! Home game played at Renaissance Coliseum

§ Continental Tire Las Vegas Classic at Orleans Arena in Las Vegas, Nev.

SINGLE-GAME TEAM HIGHS

Bradley	Category	Opponent
82 at Central Michigan, 11/28	Points	82 at South Florida, 11/20
36 at Central Michigan, 11/28	FGM	28 at South Florida, 11/20
67 at Central Michigan, 11/28	FGA	61 at IUPUI, 11/17
57.7% (30-52) vs. E. Illinois, 11/9	FG%	51.9% (28-54) at USF, 11/20
8 vs. Virginia Tech, 12/22	3FGM	9 twice, last at IUPUI, 11/17
24 twice, last vs. Portland, 12/23	3FGA	27, Drake, 12/29
46.2% (6-13) vs. Drake, 12/29	3FG%	46.7% (7-15), Michigan, 12/1
23 vs. Tennessee-Martin, 11/24	FTM	18 at South Florida, 11/20
27 twice, last vs. UT-Martin, 11/24	FTA	25, Virginia Tech, 12/22
85.7% (18-21) at IUPUI, 11/17	FT%	78.3% (18-23) at USF, 11/20
45 twice, last vs. Ga. Southern 12/17	Rebounds	46, Drake, 12/29
22 vs. UT-Pan American, 11/12	Assists	21 at South Florida, 11/20
20 vs. Virginia Tech, 12/22	Turnovers	24 twice, last by VT, 12/22
9 at IUPUI, 11/17	Blocks	8, George Washington, 12/4
17 vs. George Washington, 12/4	Steals	9, twice, last by MVSU, 12/19
22 twice, last vs. MVSU, 12/19	Fouls	24, Tennessee-Martin, 11/24

SINGLE-GAME TEAM LOWS

Bradley	Category	Opponent
55 vs. Portland, 12/23	Points	42, Mississippi Valley St., 12/19
17 vs. Portland, 12/23	FGM	15, Mississippi Valley St., 12/19
48 at Southern Illinois, 1/2	FGA	48, Georgia Southern, 12/17
31.5% (17-54) vs. Portland, 12/23	FG%	27.8% (15-54), MVSU, 12/19
1 vs. George Washington, 12/4	3FGM	1, Mississippi Valley State, 12/19
7 vs. George Washington, 12/4	3FGA	11 at Southern Illinois, 1/2
14.3% (1-7) vs. GW, 12/4	3FG%	5.9% (1-17), Miss. Valley St., 12/19
8 twice, last vs. Michigan, 12/1	FTM	3, Georgia Southern, 12/17
12 twice, last vs. Michigan, 12/1	FTA	11, Georgia Southern, 12/17
52.9% (9-17) vs. GW, 12/4	FT%	27.3% (3-11), Ga. Southern, 12/17
24 vs. Michigan, 12/1	Rebounds	25, Eastern Illinois, 11/9
7 vs. Portland, 12/23	Assists	6, Mississippi Valley State, 12/19
5 vs. Georgia Southern 12/17	Turnovers	13 twice, last at S. Illinois, 1/2
0 vs. Portland, 12/23	Blocks	0, Eastern Illinois, 11/9
7 twice, last vs. UT-Martin, 11/24	Steals	2, Georgia Southern, 12/17
14 vs. Eastern Illinois, 11/9	Fouls	12 at Central Michigan, 11/28

MISCELLANEOUS STATS

INDIVIDUAL SPECIALTY STATS

Player	Fouled	Charges Taken	3-Pt. Plays	4-Pt. Plays	Dunks	Deflections	
0	Ka'Darryl Bell	7	0	0-1	0-0	0	14
4	Jake Eastman	32	6	2-4	0-0	0	37
5	Jalen Crawford	8	0	0-0	0-0	0	17
10	Mason Alwan	1	1	0-0	0-0	0	0
12	Darrion Harris	0	0	0-0	0-0	0	1
14	Milos Knezevic	1	0	0-0	0-0	0	1
20	Tyshon Pickett	49	0	3-6	0-0	0	44
21	Will Egolf	28	11	1-2	0-0	5	48
23	Shayok Shayok	12	1	1-1	0-0	0	11
25	Walt Lemon Jr.	44	0	3-3	0-0	6	56
30	Jimmy Gavin	1	0	1-1	0-0	0	1
32	D. Simms-Edwards	39	1	2-4	0-0	1	71
44	Jordan Prosser	31	0	5-5	0-0	1	10
52	Nate Wells	1	0	0-1	0-0	0	3
Bradley Totals		258	20	18-28	0-0	13	314
Opponent Totals		259	17	11-19	0-0	14	223

MISCELLANEOUS STATS

Biggest Halftime Lead: 17 vs. George Washington (38-21), 12/4

Biggest Halftime Lead in a Loss: 10 vs. Virginia Tech (35-25), 12/22

Biggest Halftime Deficit: 17 at USF (26-43), 11/20

Biggest Halftime Deficit in a Win: 4 at IUPUI (30-34), 11/17

Largest Lead: 39 vs. Mississippi Valley State (77-38, 1:25 left in 2nd half), 12/19

Largest Deficit: 34 at USF (34-68, 10:16 left in 2nd half), 11/20

Largest Deficit Overcome in a Win: 7 at IUPUI (16-9, 13:43 left in 1st half), 11/17

Largest Lead Surrendered in a Loss: 13 vs. Virginia Tech (23-10, 9:53 left in 1st half), 12/22

Defensive Stand (Home fans standing until other team scores): 3:20 (1st half) vs. Drake, 12/29

RECORD BY STARTING LINEUPS

Crawford	Egolf	Lemon	Pickett	Simms-Edwards	1-0	1.000
Eastman	Egolf	Lemon	Pickett	Simms-Edwards	7-4	.636
Eastman	Lemon	Pickett	Prosser	Simms-Edwards	2-1	.667

BRAVES PRODUCTION

DOUBLE-DIGIT SCORING

Player	'12-13	All	High
Walt Lemon, Jr.	11	40	26
Dyricus Simms-Edwards	10	43	26
Tyshon Pickett	10	10	23
Will Egolf	7	27	19
Jordan Prosser	6	25	17
Jake Eastman	5	15	17
Jalen Crawford	1	3	12
Shayok Shayok	0	2	10

20-POINT EFFORTS

Player	'12-13	All	High
Walt Lemon, Jr.	2	9	26
Dyricus Simms-Edwards	1	7	26
Tyshon Pickett	1	1	23

DOUBLE-DIGIT REBOUNDS

Player	'12-13	All	High
Will Egolf	1	4	12
Tyshon Pickett	2	2	11
Jordan Prosser	0	5	17
Jake Eastman	0	2	10

2012-13 DOUBLE-DOUBLES

Tyshon Pickett (2)

18 points, 10 rebounds at IUPUI (11/17)

17 points, 11 rebounds vs. Georgia Southern (12/17)

BRADLEY INDIVIDUAL SEASON HIGHS

Category	Details
Points	23 Tyshon Pickett vs. Eastern Illinois, 11/9
FGM	9 Tyshon Pickett vs. Eastern Illinois, 11/9
FGA	15 Walt Lemon, Jr. vs. Drake, 12/29
FG%	.833 5-6, Will Egolf vs. Eastern Illinois, 11/9
3FGM	3 3 times, last by Jake Eastman vs. Wichita State, 1/6
3FGA	8 Will Egolf vs. Virginia Tech, 12/22
3FG%	1.000 3-3, Will Egolf vs. Texas-Pan American, 11/12
FTM	9 Twice, last by Tyshon Pickett vs. Ga. Southern 12/17
FTA	11 Tyshon Pickett vs. Georgia Southern, 12/17
FT%	1.000 5-5, Walt Lemon, Jr. vs. Tennessee-Martin, 11/24
Rebounds	11 Three times, last by Tyshon Pickett vs. Ga. Southern 12/17
Assists	8 Dyricus Simms-Edwards vs. Miss. Valley St., 12/19
Turnovers	10 Walt Lemon, Jr. vs. Virginia Tech, 12/22
Blocks	5 Will Egolf at IUPUI, 11/17
Steals	8 Dyricus Simms-Edwards vs. Drake, 12/29

OPPONENT INDIVIDUAL SEASON HIGHS

Category	Details
Points	31 Erick Green, Virginia Tech, 12/22
FGM	11 Erick Green, Virginia Tech, 12/22
FGA	20 Erick Green, Virginia Tech, 12/22
FG%	.800 4-5, Derrick Rodgers, Portland, 12/23
3FGM	4 4 times, last by Cleanthony Early, Wichita State, 1/6
3FGA	8 Twice, last by Ben Simons, Drake, 12/29
3FG%	1.000 2-2 twice, last by Nemanja Mikic, GW, 12/4
FTM	9 Kyle Randall at Central Michigan, 11/28
FTA	11 Erick Green, Virginia Tech, 12/22
FT%	1.000 9-9, Kyle Randall at Central Michigan, 11/28
Rebounds	12 3 times, last by Ryan Nicholas, Portland, 12/23
Assists	10 Anthony Collins at South Florida, 11/20
Turnovers	7 Justin Childs vs. Tennessee-Martin, 11/24
Blocks	5 Twice, last by Ehimen Orukpe, Wichita State, 1/6
Steals	4 Twice, last by Jeff Early at Southern Illinois, 1/2

GAME-BY-GAME COMPARISON

2012-13 BRADLEY BRAVES BASKETBALL Bradley Team Game-by-Game Comparison (as of Jan 07, 2013) All games

Opponent	1st	2nd	Score	Mar	Total FG	FG Pct	3-Pointers	3FG Pct	Free Throws	FT Pct	Rebounds	Assist	T/Over	Block	Steal	Fouls
EASTERN ILLINOIS	38/22	38/31	76-53	+23	30-52/17-49	.577/.347	3-12/7-23	.250/.304	13-17/12-16	.765/.750	35/25 +10	16/8	11/15	1/0	7/5	14/18
TEXAS-PAN AMERICAN	37/24	41/37	78-61	+17	27-56/21-55	.482/.382	5-12/9-20	.417/.450	19-27/10-16	.704/.625	35/37 (2)	22/17	9/18	1/6	13/3	18/20
IUPUI	30/34	49/38	79-72	+7	29-62/25-61	.468/.410	3-11/9-21	.273/.429	18-21/13-17	.857/.765	42/33 +9	20/19	12/14	9/2	11/6	16/18
USF	26/43	37/39	63-82	(19)	22-62/28-54	.355/.519	3-15/8-18	.200/.444	16-23/18-23	.696/.783	32/42 (10)	11/21	13/18	3/3	11/8	20/18
TENNESSEE-MARTIN	27/21	53/36	80-57	+23	25-60/19-58	.417/.328	7-24/6-19	.292/.316	23-27/13-20	.852/.650	45/35 +10	16/11	15/14	4/1	7/8	18/24
Central Michigan	40/29	42/36	82-65	+17	36-67/21-59	.537/.356	2-13/8-24	.154/.333	8-12/15-20	.667/.750	34/36 (2)	14/10	9/18	6/1	9/5	17/12
MICHIGAN	30/34	36/40	66-74	(8)	26-50/26-53	.520/.491	6-16/7-15	.375/.467	8-12/15-21	.667/.714	24/32 (8)	12/16	15/13	1/2	10/6	16/16
GEORGE WASHINGTON	38/21	34/47	72-68	+4	31-62/24-51	.500/.471	1-7/5-13	.143/.385	9-17/15-23	.529/.652	30/39 (9)	15/13	13/23	1/8	17/9	22/15
GEORGIA SOUTHERN	29/18	33/25	62-43	+19	20-59/17-48	.339/.354	4-17/6-16	.235/.375	18-24/3-11	.750/.273	45/32 +13	10/10	5/13	3/4	8/2	15/20
MISS. VALLEY STATE	30/21	47/21	77-42	+35	30-60/15-54	.500/.278	4-16/1-17	.250/.059	13-18/11-16	.722/.688	38/39 (1)	15/6	15/24	3/3	16/9	22/21
Virginia Tech	35/25	20/30	65-66	(1)	23-63/23-56	.365/.411	8-23/4-16	.348/.250	11-18/16-25	.611/.640	36/43 (7)	13/10	20/24	3/3	12/6	18/16
Portland	27/28	28/29	55-57	(2)	17-54/22-50	.315/.440	6-24/6-19	.250/.316	15-21/7-15	.714/.467	31/42 (11)	7/13	7/19	0/4	15/3	17/14
DRAKE	29/27	38/30	67-57	+10	23-55/20-59	.418/.339	6-13/5-27	.462/.185	15-25/12-17	.600/.706	34/46 (12)	11/12	8/18	1/3	13/3	15/19
Southern Illinois	28/23	38/37	66-60	+6	24-48/22-52	.500/.423	4-13/3-11	.308/.273	14-18/13-23	.778/.565	34/28 +6	11/10	17/13	1/2	10/7	21/13
WICHITA STATE	34/35	29/34	63-69	(6)	25-54/27-57	.463/.474	5-13/6-23	.385/.261	8-12/9-10	.667/.900	31/32 (1)	14/12	14/14	1/6	8/10	12/18

Note: Game totals are displayed in the format TEAM/OPPONENT for each category

MARGINS OF VICTORY

Margin	1	2	4	6	7	8	10	17	19	23	35	OT
Bradley (10)	-	-	1	1	1	-	1	2	1	2	1	-
Opponents (5)	1	1	-	1	-	1	-	-	1	-	-	1

GAME-BY-GAME SPECIALTY STATS

Date	Opponent	Paint		Off TO's		2nd Chance		Transition		Bench		Deflections	
		BU	Opp.	BU	Opp.	BU	Opp.	BU	Opp.	BU	Opp.	BU	Opp.
Nov. 9	EASTERN ILLINOIS	36	18	15	13	9	6	12	6	17	19	13	7
Nov. 12	! TEXAS-PAN AMERICAN	38	10	26	7	7	5	21	8	26	14	23	17
Nov. 17	at IUPUI	48	20	18	11	12	11	20	16	10	0	33	12
Nov. 20	at South Florida	30	38	26	13	11	19	15	8	15	18	18	15
Nov. 24	TENNESSEE-MARTIN	35	20	17	10	11	10	12	7	24	15	17	14
Nov. 28	at Central Michigan	66	24	19	11	16	13	31	14	29	27	24	16
Dec. 1	MICHIGAN	36	38	15	13	9	10	10	26	20	4	17	17
Dec. 4	GEORGE WASHINGTON	46	28	24	8	11	7	14	13	17	21	26	22
Dec. 17	GEORGIA SOUTHERN	30	14	17	3	19	7	14	9	19	7	19	10
Dec. 19	MISSISSIPPI VALLEY ST.	42	18	25	7	12	6	18	2	30	15	31	15
Dec. 22	§ vs. Virginia Tech	24	26	13	22	12	9	11	5	19	5	19	17
Dec. 23	§ vs. Portland	18	22	16	9	6	5	16	3	2	28	21	14
Dec. 29	*DRAKE	26	16	23	6	5	13	18	13	9	20	19	8
Jan. 2	*at Southern Illinois	32	30	11	19	10	6	12	12	9	11	19	17
Jan. 6	*WICHITA STATE	30	32	15	14	7	13	18	17	6	19	15	22
Jan. 9	*at Indiana State												
Jan. 12	*at UNI												
Jan. 15	*SOUTHERN ILLINOIS												
Jan. 19	*MISSOURI STATE												
Jan. 23	*at Evansville												
Jan. 26	*at Wichita State												
Jan. 29	*ILLINOIS STATE												
Feb. 2	*at Creighton												
Feb. 5	*EVANSVILLE												
Feb. 10	*UNI												
Feb. 13	*at Illinois State												
Feb. 16	*INDIANA STATE												
Feb. 20	*at Drake												
Feb. 23	at BracketBusters												
Feb. 27	*CREIGHTON												
March 2	*at Missouri State												
Season Totals		537	354	280	166	157	140	242	159	252	223	314	223

! Home game played at Renaissance Coliseum

§ Continental Tire Las Vegas Classic at Orleans Arena in Las Vegas, Nev.

BRADLEY'S RECORD WHEN

Category	2012-13			Under Geno Ford		
	W	L	Pct.	W	L	Pct.
Overall	10	5	.667	17	30	.362
Home	7	2	.779	13	12	.520
Road	3	1	.750	4	13	.235
Neutral	0	2	.000	0	5	.000
Against Non-Valley Teams	8	4	.667	13	12	.520
Home	6	1	.857	10	3	.769
Road	2	1	.667	3	4	.429
Neutral	0	2	.000	0	4	.000
Vs. MVC Teams	2	1	.667	4	18	.182
Home	1	1	.500	3	8	.272
Road	1	0	1.000	1	9	.100
State Farm MVC Tournament	0	0	.000	0	1	.000
Overtime	0	1	.000	0	1	.000
Home	0	0	.000	0	0	.000
Road	0	0	.000	0	0	.000
Neutral	0	1	.000	0	1	.000
Bradley Scores 100+ Points	0	0	.000	0	0	.000
Opp. Scores 100+ Points	0	0	.000	0	0	.000
Bradley Scores 90-99 Points	0	0	.000	0	0	.000
Opp. Scores 90-99 Points	0	0	.000	0	4	.000
Bradley Scores 80-89 Points	2	0	1.000	2	1	.667
Opp. Scores 80-89 Points	0	1	.000	0	2	.000
Bradley Scores 70-79 Points	5	0	1.000	8	1	.889
Opp. Scores 70-79 Points	1	1	.500	1	10	.091
Bradley Scores 60-69 Points	3	4	.429	7	13	.350
Opp. Scores 60-69 Points	4	2	.667	10	10	.500
Bradley Scores <60 Points	0	1	.000	0	15	.000
Opp. Scores <60 Points	5	1	.833	6	4	.600
Bradley FG% ≥ .500	5	1	.833	7	2	.779
Opp. FG% ≥ .500	0	1	.000	0	10	.000
Bradley FG% < .400	1	3	.250	1	17	.056
Opp. FG% < .400	7	0	1.000	10	4	.714
Bradley FG% > Opp. FG%	9	1	.900	16	6	.727
Bradley FG% < Opp. FG%	1	4	.200	1	24	.040
Bradley Outrebounds Opponent	5	0	1.000	8	4	.667
Opponent Outrebounds Bradley	5	5	.500	9	25	.265
Rebounds Equal	0	0	.000	0	1	.000

Category	2012-13			Under Geno Ford		
	W	L	Pct.	W	L	Pct.
Bradley Commits 20+ Turnovers	0	1	.000	1	3	.250
Bradley Forces 20+ Turnovers	2	1	.667	3	1	.750
Bradley Turnovers > Opponent	2	2	.500	7	15	.318
Bradley Turnovers < Opponent	8	2	.800	10	13	.435
Turnovers Equal	0	1	.000	0	2	.000
Bradley Fouls > Opponent	4	3	.571	4	15	.211
Bradley Fouls ≤ Opponent	6	2	.750	13	15	.464
Leading at Halftime	9	1	.900	13	5	.722
Trailing at Halftime	1	4	.200	2	21	.087
Tied at Halftime	0	0	.000	2	4	.333
Playing at Night	9	4	.692	14	26	.350
Playing During the Day	1	1	.500	3	4	.429
Mondays	2	0	1.000	2	0	1.000
Tuesdays	1	1	.500	2	5	.286
Wednesdays	3	0	1.000	5	6	.455
Thursdays	0	0	.000	1	2	.333
Fridays	1	0	1.000	1	2	.333
Saturdays	3	2	.600	4	12	.250
Sundays	0	2	.000	2	3	.400
November	5	1	.833	8	4	.667
December	4	3	.571	6	9	.400
January	1	1	.500	2	9	.182
February	0	0	.000	1	7	.125
March	0	0	.000	0	1	.000
April	0	0	.000	0	0	.000
Playing On Television	3	3	.500	5	21	.192
Big Ten Network	0	0	.000	0	2	.000
CBS	0	0	.000	0	0	.000
CBS Sports Network	0	1	.000	0	1	.000
Comcast SportsNet Chicago	1	0	1.000	1	0	1.000
ESPN	0	0	.000	0	0	.000
espn2	0	0	.000	0	0	.000
ESPNU	0	2	.000	0	2	.000
CSN Chicago	0	0	.000	0	1	.000
KMTV (Omaha 3)	0	0	.000	0	2	.000
KY22 (Wichita)	0	0	.000	0	2	.000
Mediacom 22	1	0	1.000	1	0	1.000
MVC-TV Network	0	0	.000	0	3	.000
WAOE (Peoria 59)	0	0	.000	0	0	.000
WSIU (Carbondale PBS)	1	0	1.000	1	1	.500
WTVP World (Peoria 47.2)	0	0	.000	2	11	.154
WTWO (Terre Haute 2)	0	0	.000	0	1	.000

THE LAST TIME IT HAPPENED

INDIVIDUAL

A Brave Scored 30 Points	33 by Andrew Warren vs. Drake, 2/26/11
An Opponent Scored 30 Points	31 by Erick Green, Virginia Tech, 12/22/12
A Brave Scored 40 Points	44 by Hersey Hawkins vs. Auburn, 3/17/88
An Opponent Scored 40 Points	44 by Doug McDermott, #24 Creighton, 1/7/12
A Brave Shot 100% From The Field (Min. 8 FGA)	8-for-8 by Danny Granger vs. Hampton, 12/21/01
An Opp. Shot 100% From The Field (Min. 8 FGA)	8-for-8 by Greg Dilligard, Illinois State, 1/24/07
A Brave Made Five 3-Point Field Goals	5 by Walt Lemon, Jr. at UNI, 2/22/12
An Opponent Made Five 3-Point Field Goals	8 by Colt Ryan at Evansville, 1/18/12
A Brave Grabbed 15 Rebounds	17 by Jordan Prosser vs. UMKC, 11/13/11
An Opponent Grabbed 15 Rebounds	16 by Jordan Clarke, Drake, 2/15/12
A Brave Grabbed 20 Rebounds	20 by Danny Granger vs. Pepperdine, 11/22/02
A Brave Had 10 Assists	10 by Sam Maniscalco vs. Wichita State, 2/24/10
An Opponent Had 10 Assists	10 by Anthony Collins at USF, 11/20/12
A Brave Had 15 Assists	16 by Anthony Manuel vs. Dayton, 12/29/88
A Brave Blocked Five Shots	5 by Will Egolf at IUPUI, 11/17/12
An Opponent Blocked Five Shots	5 by Ehimen Orukpe, Wichita State, 1/6/13
A Brave Had Five Steals	5 by Walt Lemon, Jr. at S. Illinois, 1/3/13
An Opponent Had Five Steals	5 by Colt Ryan, Evansville, 2/1/12
A Brave Had A Double-Double	17 points and 11 rebounds by Tyshon Pickett vs. Georgia Southern, 12/17/12
An Opponent Had A Double-Double	13 points and 10 rebounds, Ben Simons, Drake, 12/29/12
Two Braves Each Had A Double-Double	19 points and 10 assists by Daniel Ruffin vs. Drake, 2/10/07 18 points and 10 rebounds by Zach Andrews vs. Drake, 2/10/07
Two Opponents Each Had A Double-Double	12 points and 16 rebounds by Ryan Sawvell, Evansville, 2/1/12 23 points and 11 assists by Denver Holmes, Evansville, 2/1/12
A Brave Had A Triple-Double	12 points, 10 rebounds, 10 assists by Cal Criddle vs. Saint Louis, 2/28/70
An Opponent Had A Triple-Double	29 points, 12 rebounds, 12 blocks by Benoit Benjamin, Creighton, 2/2/85
Two Braves Scored 25 Points Each	Daniel Ruffin (30) and Jeremy Crouch (29) at Creighton (20T), 3/1/08
Four Braves Scored 20 Points Each	Paul Wilson (29), Luke Jackson (23), Anthony Manuel (21) and Dion Thurman (20) vs. Dayton, 12/29/88
Three Braves Scored 20 Points Each	Daniel Ruffin (30), Jeremy Crouch (29), Theron Wilson (24) at Creighton (20T), 3/1/08
Three Opponents Scored 20 Points Each	Kyle Anslinger (20), Bradley Strickland (20) and Matt Webster (20); Evansville, 12/30/06
Two Braves Scored 20 Points Each	Walt Lemon, Jr. (23) and Dyrucus Simms-Edwards (20) vs. Drake, 12/29/12
Two Opponents Scored 20 Points Each	Colt Ryan (24) and Denver Holmes (23), Evansville, 2/1/12
At Least Six Braves Scored in Double-Figures	Will Franklin (21), Daniel Ruffin (17), Zach Andrews (11), Jeremy Crouch (11), Matt Salley (10) and J.J. Tauai (10) vs. Evansville, 12/30/06
At Least Five Braves Scored in Double-Figures	Walt Lemon, Jr. (15), Tyshon Pickett (11); Jalen Crawford (10); Will Egolf (10); and Jordan Prosser (10) vs. #3 Michigan, 12/1/12
At Least Five Opponents Scored in Double-Figures	Garrett Stutz (14), Toure Murry (12), Joe Ragland (12), David Kyles (11) and Carl Hall (10), Wichita State, 12/28/11
No Opponents Scored In Double-Figures	Indiana State, 1/4/03
A Brave Made a Buzzer-Beating Game-Winner	Sam Maniscalco (three free throws with 0.3 seconds remaining) vs. USC, 11/20/10
An Opponent Made a Buzzer-Beating Game-Winner	Courtney Stanley (half-court), Loyola, 12/16/09

TEAM

Bradley Scored 100 Points	110 at Creighton (20T), 3/1/08
An Opponent Scored 100 Points	111 at Creighton (20T), 3/1/08
Bradley Scored 50 Points in a Half	53 vs. Tennessee-Martin (2nd), 11/24/12
An Opponent Scored 50 Points in a Half	53, Evansville (1st), 2/1/12
Bradley Scored 60 Points in a Half	61 vs. Rutgers (1st), 11/24/06
Bradley Scored Fewer Than 50 Points	49 vs. Drake, 3-1-12
An Opponent Scored Fewer Than 50 Points	42, Mississippi Valley State, 12/19/12
Bradley Scored Fewer Than 40 Points	37 at Missouri State, 1/27/92
An Opponent Scored Fewer Than 40 Points	39 by Northern Iowa, 2/5/00
Bradley Scored Fewer Than 20 in a Half	19 at Illinois State (1st), 2/4/12
Bradley Scored Fewer Than 10 in a Half	9 vs. UNI (1st), 12/29/07
An Opponent Scored Fewer Than 20 in a Half	18, Georgia Southern (1st), 12/17/12
Bradley Shot At Least 60% From The Field	63.2% (36-57) vs. Drake, 2/26/11
An Opp. Shot At Least 60% From The Field	60.3% (41-68), Evansville, 2/1/12
Bradley Shot Less Than 30%	29.8% (17-57) at Missouri State, 2/12/12
An Opponent Shot Less Than 30%	27.8% (15-54), Mississippi Valley St., 12/19/12
Bradley Shot .700 FG% in a Half	76.9% (20-26) vs. Drake (2nd), 2/26/11
An Opponent Shot .700 FG% in a Half	77.8% (14-18), UNI (2nd), 2/20/07
Bradley Shot .600 FG% in a Half	66.7% (18-27) at C. Michigan (2nd), 11/28/12
An Opponent Shot .600 FG% in a Half	61.5% (16-26), G. Washington (2nd), 12/4/12
Bradley Made 15 3-Point Baskets	20 vs. Florida A&M, 11/21/06
An Opponent Made 15 3-Point Baskets	15, UNI, 2/15/11
Bradley Made 10 3-Point Baskets	13 vs. #24 Creighton, 1/7/12
An Opponent Made 10 3-Point Baskets	10 at Illinois State, 2/4/12
Bradley Failed To Make A 3-Point Basket	0-for-20 vs. Drake, 2/15/12
An Opponent Failed To Make A 3-Point FG	0-for-9, Chicago State, 11/26/05
Bradley Attempted 30 3-Point Baskets	30 at Tulsa, 4/4/08
An Opponent Attempted 30 3-Point Baskets	31 at #19 Michigan, 12/22/11
Bradley Attempted 25 3-Point Baskets	27 vs. Northern Illinois, 11/16/10
An Opponent Attempted 25 3-Point Baskets	27, Drake, 12/29/12
Bradley Made 30 Free Throws	30 at Loyola-Chicago, 2/21/09
An Opponent Made 30 Free Throws	31, Creighton, 1/31/07
An Opponent Did Not Make a Free Throw	0-4, Illinois State, 2/1/06 0-3 in regulation, Drake (20T), 2/28/09
Bradley Attempted 50 Free Throws	50 vs. Lamar, 1/4/90
An Opponent Attempted 50 Free Throws	52 at Evansville, 1/11/04
Bradley Attempted 40 Free Throws	47 vs. UIC, 11/14/08
An Opponent Attempted 40 Free Throws	40 at Drake, 1/10/12
Bradley Attempted 30 Free Throws	34 vs. Indiana State, 2/8/12
An Opponent Attempted 30 Free Throws	40 at Drake, 1/10/12
Bradley Had 50 Rebounds	56 at Wichita State, 12/30/05
An Opponent Had 50 Rebounds	50, Wichita State, 12/28/11
Bradley Had 20 Offensive Rebounds	21 at Milwaukee, 12/20/08
An Opponent Had 20 Offensive Rebounds	21 at George Washington, 12/15/11
Bradley Had At Least A +20 Rebound Margin	+22 (47-25) vs. Indiana State, 1/21/06
An Opp. Had At Least A +20 Rebound Margin	+22 (50-28) at Illinois State, 1/30/10
Bradley Had At Least A +10 Rebound Margin	+13 (45-32) vs. Georgia Southern, 12/17/12
An Opponent Had A +10 Rebound Margin	+12 (46-34), Drake, 12/29/12
Bradley Had 30 Assists	30 vs. Florida A&M, 11/21/06
Bradley Had 20 Assists	20 at IUPUI, 11/17/12
An Opponent Had 20 Assists	21 at USF, 11/20/12
Bradley Committed 20 Turnovers	20 vs. Virginia Tech, 12/22/12
An Opponent Committed 20 Turnovers	24, Virginia Tech, 12/22/12
An Opponent Committed 30 Turnovers	33 by Alcorn State, 1/4/03
Bradley Blocked 10 Shots	10 vs. SIU-Edwardsville, 12/23/08
An Opponent Blocked 10 Shots	10 at Indiana State, 12/29/10
Bradley Had 15 Steals	15 vs. Portland, 12/23/12
Bradley Had 20 Steals	20 vs. Southeast Missouri State, 12/14/08
An Opponent Had 15 Steals	16, Eastern Illinois, 11/24/10

2012-13 BOX SCORES

Official Basketball Box Score -- Game Totals -- Final Statistics Eastern Illinois vs Bradley 11-09-12 8:05 p.m. at Peoria, Ill. (Carver Arena)

1

Eastern Illinois 53 • 0-1

#	Player	F	Total			3-Ptr			Rebounds			PF	TP	A	TO	Blk	Stl	Min
			FG-FGA	FG-FGA	FT-FTA	Off	Def	Off	Def	Off	Def							
15	BLANFORD, Sherman	f	2-5	0-0	2-3	1	1	2	3	6	1	1	0	0	0	0	21	
55	PIPER, Josh	f	2-8	0-3	2-2	0	3	3	1	6	0	0	0	0	0	0	32	
21	AKERS, Austin	g	2-7	2-4	0-0	0	2	2	1	6	1	3	0	1	1	35		
22	JONES, Taylor	g	1-4	1-4	0-0	0	1	1	0	3	0	0	0	0	0	24		
31	AUSTIN, Alex	q	5-8	3-5	0-1	0	1	1	2	13	0	2	0	1	1	25		
02	LUBSEY, Alex	q	0-0	0-0	0-0	0	0	0	0	0	0	0	0	0	0	2		
05	HERRON, Malcolm	q	1-2	0-1	0-0	1	1	2	4	2	0	1	0	0	0	11		
20	WOODS, Morris	g	3-5	0-0	8-10	3	5	8	4	14	4	4	0	2	2	25		
23	McGHEE, R.J.	g	0-7	0-4	0-0	1	2	3	0	2	2	0	1	1	14			
24	HARVEY, Cameron	g	1-3	1-2	0-0	0	0	0	0	3	0	1	0	0	0	11		
	Team					2	1	3										
	Totals		17-49	7-23	12-16	8	17	25	18	53	8	15	0	5	20	0		

FG % 1st Half: 7-19 36.8% 2nd half: 10-30 33.3% Game: 17-49 34.7%
3FG % 1st Half: 2-9 22.2% 2nd half: 5-14 35.7% Game: 7-23 30.4%
FT % 1st Half: 6-9 66.7% 2nd half: 6-7 85.7% Game: 12-16 75.0%

Bradley 76 • 1-0

#	Player	F	Total			3-Ptr			Rebounds			PF	TP	A	TO	Blk	Stl	Min
			FG-FGA	FG-FGA	FT-FTA	Off	Def	Off	Def	Off	Def							
20	Pickett, Tyshon	f	9-12	0-0	5-7	3	5	8	2	23	0	3	0	1	30			
21	Egolf, Will	c	5-6	1-1	0-0	1	2	3	2	11	0	0	1	2	22			
04	Eastman, Jake	g	2-3	0-1	1-3	1	4	5	2	5	7	1	0	2	34			
25	Lemon Jr., Walt	g	4-9	1-4	0-0	0	1	1	3	9	1	5	0	0	21			
32	Simms-Edwards, D.	q	4-9	1-4	2-2	0	5	5	1	11	4	2	0	2	30			
00	Bell, Ka'Darryl	q	0-0	0-0	0-0	0	1	1	0	2	0	0	0	0	10			
05	Crawford, Jalen	g	3-7	0-2	0-0	0	2	2	0	6	2	0	0	0	22			
10	Alwan, Mason	g	0-0	0-0	0-0	0	0	0	0	0	0	0	0	0	2			
12	Harris, Darrion	g	0-0	0-0	0-0	0	0	0	0	0	0	0	0	0	2			
14	Knezevic, Milos	g	0-0	0-0	2-2	0	1	1	0	2	0	0	0	0	1			
23	Shayok, Shayok	g	0-0	0-0	0-0	0	1	1	1	0	0	0	0	0	6			
30	Gavin, Jimmy	g	0-1	0-0	0-0	0	0	0	0	0	0	0	0	0	1			
44	Prosser, Jordan	g	3-5	0-0	3-3	0	6	6	2	9	0	0	0	0	18			
52	Wells, Nate	g	0-0	0-0	0-0	0	0	0	0	0	0	0	0	0	1			
	Team					2	0	2										
	Totals		30-52	3-12	13-17	7	28	35	14	76	16	11	1	7	20			

FG % 1st Half: 15-26 57.7% 2nd half: 15-26 57.7% Game: 30-52 57.7%
3FG % 1st Half: 1-6 16.7% 2nd half: 2-6 33.3% Game: 3-12 25.0%
FT % 1st Half: 7-9 77.8% 2nd half: 6-8 75.0% Game: 13-17 76.5%

Officials: Gerry Pollard, Don Daily, Tim Fitzgerald
Technical fouls: Eastern Illinois-None. Bradley-None.
Attendance: 6634

Score by periods	1st	2nd	Total
Eastern Illinois	22	31	53
Bradley	38	38	76

Last FG - EIU 2nd-02:12, BRAD 2nd-01:47.
Largest lead - EIU by 6 1st-13:24, BRAD by 27 2nd-06:53.

Points	In	Off	2nd	Fast	Bench
EIU	Paint	T/O	Chance	Break	
BRAD	18	13	6	6	19
BRAD	36	15	9	4	17

Score tied - 3 times.
Lead changed - 2 times.

Official Basketball Box Score -- Game Totals -- Final Statistics Texas-Pan American vs Bradley 11-12-12 7:05 pm at Peoria, Ill. - Renaissance Coliseum

2

Texas-Pan American 61 • 0-2

#	Player	F	Total			3-Ptr			Rebounds			PF	TP	A	TO	Blk	Stl	Min
			FG-FGA	FG-FGA	FT-FTA	Off	Def	Off	Def	Off	Def							
21	Lauri Toivonen	f	0-3	0-0	2-2	3	4	7	1	2	0	1	0	0	21			
24	Shaquille Hines	f	4-8	0-1	0-0	0	5	5	3	8	0	2	5	0	24			
01	Brandon Provost	q	5-10	1-4	5-5	0	5	5	2	16	3	3	0	0	33			
03	Aaron Urbanus	g	5-10	3-7	1-2	0	2	2	4	14	3	3	0	0	28			
23	Jesus Delgado	g	3-10	3-4	0-0	1	4	5	0	9	5	4	0	0	30			
04	Jamal Dantzler	q	0-2	0-1	0-1	0	2	2	0	0	2	1	0	0	8			
05	DeMarko Nash	g	1-2	0-0	0-0	0	0	0	0	1	2	0	1	0	9			
13	Ruben Cabrera	g	0-1	0-0	2-2	2	1	3	4	2	0	0	0	0	12			
25	Josh Cleveland	g	0-3	0-0	0-4	4	0	4	1	0	0	1	0	0	11			
30	Hurley Johnson	g	2-2	2-2	0-0	0	0	0	3	6	0	1	0	0	12			
32	Justin Leathers	g	1-4	0-1	0-0	2	1	3	1	2	2	0	1	0	12			
	Team					1	0	1										
	Totals		21-55	9-20	10-16	13	24	37	20	61	17	18	6	3	20			

FG % 1st Half: 10-27 37.0% 2nd half: 11-28 39.3% Game: 21-55 38.2%
3FG % 1st Half: 2-5 40.0% 2nd half: 7-15 46.7% Game: 9-20 45.0%
FT % 1st Half: 2-7 28.6% 2nd half: 8-9 88.9% Game: 10-16 62.5%

Bradley 78 • 2-0

#	Player	F	Total			3-Ptr			Rebounds			PF	TP	A	TO	Blk	Stl	Min
			FG-FGA	FG-FGA	FT-FTA	Off	Def	Off	Def	Off	Def							
20	Pickett, Tyshon	f	1-4	0-0	1-3	1	5	6	4	3	3	2	1	2	23			
21	Egolf, Will	c	4-7	3-3	3-3	1	3	4	5	14	3	0	0	2	22			
04	Eastman, Jake	g	4-8	0-2	2-3	0	1	1	1	10	4	1	0	1	30			
25	Lemon Jr., Walt	g	5-9	0-1	4-5	0	2	2	3	14	6	1	0	0	35			
32	Simms-Edwards, D.	q	4-10	1-3	2-3	4	3	7	1	11	4	2	0	4	31			
00	Bell, Ka'Darryl	q	0-0	0-0	1-2	0	0	0	0	1	0	0	0	0	3			
05	Crawford, Jalen	g	3-6	1-3	2-2	1	2	3	1	9	2	1	0	1	19			
10	Alwan, Mason	g	0-0	0-0	0-0	0	1	1	0	0	0	0	0	0	1			
14	Knezevic, Milos	g	0-0	0-0	0-0	0	0	0	0	0	0	0	0	0	1			
23	Shayok, Shayok	g	3-3	0-0	1-2	1	2	3	1	7	0	0	0	0	12			
30	Gavin, Jimmy	g	0-0	0-0	0-0	0	0	0	0	0	0	0	0	0	1			
44	Prosser, Jordan	g	3-9	0-0	3-4	3	5	8	2	9	0	2	0	0	21			
52	Wells, Nate	g	0-0	0-0	0-0	0	0	0	0	0	0	0	0	0	1			
	Team					0	0	0										
	Totals		27-56	5-12	19-27	11	24	35	18	78	22	9	1	13	20			

FG % 1st Half: 14-25 56.0% 2nd half: 13-31 41.9% Game: 27-56 48.2%
3FG % 1st Half: 3-6 50.0% 2nd half: 2-6 33.3% Game: 5-12 41.7%
FT % 1st Half: 6-8 75.0% 2nd half: 13-19 68.4% Game: 19-27 70.4%

Officials: Terry Davis, Randy Heimerman, Clyde Owens
Technical fouls: Texas-Pan American-None. Bradley-None.
Attendance: 3151

Third regular-season men's basketball game played on Bradley's campus since 1981-82 season
Bradley #21 Egolf Fouled Out at 02:22 Second Half

Score by periods	1st	2nd	Total
Texas-Pan American	24	37	61
Bradley	37	41	78

Last FG - UTPA 2nd-01:10, BRAD 2nd-01:29.
Largest lead - UTPA None, BRAD by 18 2nd-10:58.

Points	In	Off	2nd	Fast	Bench
UTPA	Paint	T/O	Chance	Break	
BRAD	10	7	5	5	12
BRAD	38	26	7	12	26

Score tied - 1 time.
Lead changed - 0 times.

Official Basketball Box Score -- Game Totals -- Final Statistics Bradley vs IUPUI 11-17-12 7:06 p.m. at Indianapolis, Ind. (The Jungle)

3

Bradley 79 • 3-0

#	Player	F	Total			3-Ptr			Rebounds			PF	TP	A	TO	Blk	Stl	Min
			FG-FGA	FG-FGA	FT-FTA	Off	Def	Off	Def	Off	Def							
20	Pickett, Tyshon	f	8-13	0-0	2-2	4	6	10	2	18	2	2	3	2	32			
21	Egolf, Will	c	2-7	0-2	0-0	0	8	8	4	4	2	3	5	2	29			
04	Eastman, Jake	g	8-12	1-2	0-0	1	3	4	1	17	5	2	1	2	33			
25	Lemon Jr., Walt	g	4-11	2-3	9-10	0	6	6	2	19	4	3	0	1	35			
32	Simms-Edwards, D.	q	2-7	0-2	5-6	2	1	3	2	9	4	1	0	3	34			
00	Bell, Ka'Darryl	q	0-0	0-0	0-0	0	0	0	0	0	0	0	0	0	4			
05	Crawford, Jalen	g	1-4	0-2	0-0	1	2	4	2	3	1	0	0	0	14			
23	Shayok, Shayok	g	0-0	0-0	0-0	0	0											

2012-13 BOX SCORES

Official Basketball Box Score -- Game Totals -- Final Statistics Tennessee-Martin vs Bradley 11-24-12 1:05 p.m. at Peoria, Ill. - Carver Arena

5

Tennessee-Martin 57 • 2-4

#	Player	Total			3-Ptr			Rebounds			PF	TP	A	TO	Blk	Stl	Min	
		FG	FGA	FT	FTA	FG	FGA	FT	FTA	Off								Def
25	McLAUGHLIN, BJ	f	4	10	1	3	0	1	3	4	7	4	9	3	1	0	2	33
33	TAYLOR, Myles	f	5	12	0	1	7	8	2	7	9	5	17	0	2	0	1	28
01	OLDHAM, Dee	g	0	2	0	2	1	2	0	5	5	4	1	0	0	0	23	
04	JONES, Bobby	g	1	3	1	2	0	0	2	2	5	3	1	2	0	0	11	
22	CHILDS, Justin	g	4	9	2	4	2	2	0	4	4	2	12	4	7	0	3	39
00	DOWDELL, Tobias	g	0	2	0	0	0	1	0	1	1	1	0	0	0	0	17	
02	TAYLOR, Khristian	g	0	0	0	0	0	1	0	1	1	0	2	0	0	0	4	
10	LIABO, Mike	g	5	18	2	7	3	6	3	0	3	1	15	0	2	0	33	
11	MINOR, Omari	g	0	2	0	0	0	0	1	0	1	2	0	1	0	1	12	
	Team																	
	Totals		19	58	6	19	13	20	11	24	35	24	57	11	14	1	8	200

FG % 1st Half: 7-26 26.9% 2nd half: 12-32 37.5% Game: 19-58 32.8%
3FG % 1st Half: 2-9 22.2% 2nd half: 4-10 40.0% Game: 6-19 31.6%
FT % 1st Half: 5-9 55.6% 2nd half: 8-11 72.7% Game: 13-20 65.0%

Deadball Rebounds 3

Bradley 80 • 4-1

#	Player	Total			3-Ptr			Rebounds			PF	TP	A	TO	Blk	Stl	Min	
		FG	FGA	FT	FTA	FG	FGA	FT	FTA	Off								Def
20	Pickett, Tyshon	f	0	5	0	0	3	4	3	4	7	2	3	3	1	1	0	26
21	Egolf, Will	c	5	10	1	3	2	2	1	8	9	3	13	1	2	2	1	27
04	Eastman, Jake	g	5	10	2	4	2	0	4	4	0	14	2	1	0	2	29	
25	Lemon Jr., Walt	g	5	13	0	3	5	3	3	6	3	15	3	4	0	0	31	
32	Simms-Edwards, D.	g	2	6	0	3	7	9	2	4	6	2	11	4	1	0	4	27
00	Bell, Ka'Darryl	g	0	1	0	0	1	1	0	1	1	1	0	1	2	1	0	4
05	Crawford, Jalen	g	4	9	2	6	2	0	4	4	5	12	2	3	0	0	22	
10	Alwan, Mason	g	1	1	1	1	0	0	0	0	0	3	0	0	0	0	3	
12	Harris, Darrion	g	0	0	0	0	0	0	0	0	0	0	0	0	0	0	1	
14	Knezevic, Milos	g	0	1	0	1	0	0	0	0	0	0	0	0	0	0	2	
23	Shayok, Shayok	g	0	0	0	0	1	2	0	0	1	1	0	0	0	0	3	
30	Gavin, Jimmy	g	2	3	1	2	1	1	0	0	0	6	0	0	0	0	6	
44	Prosser, Jordan	g	1	1	0	0	0	2	2	5	1	2	0	1	0	0	17	
52	Wells, Nate	g	0	0	0	0	0	1	1	0	0	0	0	0	0	0	2	
	Team																	
	Totals		25	60	7	24	23	27	13	32	45	18	80	16	15	4	7	200

FG % 1st Half: 11-31 35.5% 2nd half: 14-29 48.3% Game: 25-60 41.7%
3FG % 1st Half: 2-11 18.2% 2nd half: 5-13 38.5% Game: 7-24 29.2%
FT % 1st Half: 3-5 60.0% 2nd half: 20-22 90.9% Game: 23-27 85.2%

Deadball Rebounds 2

Officials: Kevin Mathis, Sean Casey, Greg Genegarbe
Technical fouls: Tennessee-Martin-None, Bradley-None.
Attendance: 6649

Return game from the 2011 BracketBusters series
Tennessee-Martin #04 Jones Fouled Out 9:41
Tennessee-Martin #33 Taylor Fouled Out 4:47
Bradley #05 Crawford Fouled Out 2:29

Score by periods	1st	2nd	Total
Tennessee-Martin	21	36	57
Bradley	27	53	80

Last FG - UTM 2nd-00:30, BRAD 2nd-01:14.
Largest lead - UTM by 2 1st-14:03, BRAD by 28 2nd-01:14.

Points In Off 2nd Fast Bench
UTM Paint T/O Chance Break
BRAD 20 10 10 6 15
27 35 17 11 6 24

Official Basketball Box Score -- Game Totals -- Final Statistics Bradley vs Central Michigan 11-28-12 7 p.m. at Mount Pleasant, Mich. (McGuirk Arena)

6

Bradley 82 • 5-1

#	Player	Total			3-Ptr			Rebounds			PF	TP	A	TO	Blk	Stl	Min
		FG	FGA	FT	FTA	FG	FGA	FT	FTA	Off							
20	Pickett, Tyshon	f	8	12	0	0	1	2	5	3	8	4	17	1	3	2	23
21	Egolf, Will	c	3	9	0	2	0	2	8	10	4	6	0	0	1	1	29
05	Crawford, Jalen	g	1	4	0	1	0	0	1	1	0	2	3	3	0	2	32
25	Lemon Jr., Walt	g	6	14	0	3	2	2	0	0	0	2	14	5	1	1	24
32	Simms-Edwards, D.	g	6	10	0	3	2	2	0	4	4	3	14	4	1	0	23
00	Bell, Ka'Darryl	g	0	0	0	0	0	1	1	0	1	1	0	0	1	0	5
04	Eastman, Jake	g	4	7	2	4	2	3	0	1	1	2	12	1	1	2	29
10	Alwan, Mason	g	0	0	0	0	0	0	0	0	0	0	0	0	0	0	1
14	Knezevic, Milos	g	0	0	0	0	0	1	1	0	0	0	0	0	0	0	1
23	Shayok, Shayok	g	0	0	0	0	0	0	0	0	0	0	0	0	0	0	1
30	Gavin, Jimmy	g	0	0	0	0	0	0	0	0	0	0	0	0	0	0	1
44	Prosser, Jordan	g	8	11	0	0	1	1	3	4	1	17	0	0	0	1	21
	Team																
	Totals		36	67	2	13	8	12	22	34	17	82	14	9	6	9	200

FG % 1st Half: 18-40 45.0% 2nd half: 18-27 66.7% Game: 36-67 53.7%
3FG % 1st Half: 0-8 0.0% 2nd half: 2-5 40.0% Game: 2-13 15.4%
FT % 1st Half: 4-6 66.7% 2nd half: 4-6 66.7% Game: 8-12 66.7%

Deadball Rebounds 3,1

Central Michigan 65 • 3-3

#	Player	Total			3-Ptr			Rebounds			PF	TP	A	TO	Blk	Stl	Min	
		FG	FGA	FT	FTA	FG	FGA	FT	FTA	Off								Def
34	SIMONS, John	f	2	4	1	1	0	0	4	1	5	3	5	0	2	0	28	
41	SAYLOR, Zach	f	1	3	0	0	0	0	1	1	0	2	0	0	0	0	7	
12	RANDALL, Kyle	g	5	13	2	4	9	9	0	5	5	0	21	1	4	0	30	
15	FOWLER, Chris	g	1	3	0	0	1	4	0	2	3	3	7	3	0	1	24	
33	KEEL, Austin	g	3	9	1	6	0	0	2	2	4	0	7	1	1	0	23	
03	RICHARDSON JR, Derri	g	0	1	0	0	2	2	0	1	1	2	1	3	0	0	23	
05	CRADDOCK, Finis	g	2	3	1	1	1	2	1	1	0	6	0	0	0	0	9	
20	WEST, Luke	g	0	0	0	0	0	0	0	0	0	0	0	0	0	0	2	
23	STEWART, Austin	g	2	5	0	1	1	1	0	1	1	5	0	3	0	0	9	
04	HIBBITTS, Blake	g	2	9	1	7	1	2	1	3	4	0	6	1	0	1	26	
25	MBAIGOTO, Olivier	g	3	9	2	4	0	0	3	2	5	4	8	0	1	1	19	
	Team																	
	Totals		21	59	8	24	15	20	17	19	36	12	65	10	18	1	5	200

FG % 1st Half: 10-27 37.0% 2nd half: 11-32 34.4% Game: 21-59 35.6%
3FG % 1st Half: 5-11 45.5% 2nd half: 3-13 23.1% Game: 8-24 33.3%
FT % 1st Half: 4-4 100.0% 2nd half: 11-16 68.8% Game: 15-20 75.0%

Deadball Rebounds 3,1

Officials: Bill Ek, Steve McJunkins, Jeff Campbell
Technical fouls: Bradley-None, Central Michigan-None.
Attendance: 2076

Score by periods	1st	2nd	Total
Bradley	40	42	82
Central Michigan	29	36	65

Last FG - BRAD 2nd-00:40, CMU 2nd-06:08.
Largest lead - BRAD by 19 2nd-07:50, CMU by 3 1st-17:55.

Points In Off 2nd Fast Bench
BRAD Paint T/O Chance Break
CMU 24 11 13 6 27

Official Basketball Box Score -- Game Totals -- Final Statistics Michigan vs Bradley 12-01-12 3:05 p.m. at Peoria, Ill. - Carver Arena

7

Michigan 74 • 7-0

#	Player	Total			3-Ptr			Rebounds			PF	TP	A	TO	Blk	Stl	Min	
		FG	FGA	FT	FTA	FG	FGA	FT	FTA	Off								Def
01	Robinson III, Glenn	f	4	6	1	2	4	5	3	1	4	4	13	2	2	0	28	
52	Morgan, Jordan	f	3	5	0	0	4	6	4	6	10	1	10	2	2	0	1	25
03	Burke, Trey	g	5	13	1	5	5	0	3	3	4	16	5	2	0	1	37	
10	Hardaway Jr., Tim	g	4	9	1	2	0	1	0	2	2	9	2	5	2	1	34	
11	Stauskas, Nik	g	8	15	4	5	2	2	0	3	3	0	22	1	1	0	2	36
02	Albrecht, Spike	g	0	0	0	0	0	0	1	1	0	0	2	0	0	1	6	
04	Mitch McGary	g	1	2	0	0	0	0	3	2	5	4	2	1	0	0	14	
13	Vogrich, Matt	g	0	0	0	0	0	0	1	1	0	0	0	0				

2012-13 BOX SCORES

Official Basketball Box Score -- Game Totals -- Final Statistics Georgia Southern vs Bradley 12-17-12 7:05 p.m. at Peoria, Ill. - Carver Arena

9

Georgia Southern 43 • 4-6

#	Player	F	Total			3-Ptr			Rebounds			PF	TP	A	TO	Blk	Stl	Min
			FG	FGA	FT	FTA	FG	FGA	FT	FTA	Off							
03	FERGUSON, Eric	f	2	8	0	1	0	0	7	7	4	4	2	0	1	0	25	
32	BASKERVILLE, Camero	f	2	5	0	0	1	1	2	3	5	3	5	1	0	1	23	
00	ROBERTS, Cleon	g	4	9	1	5	0	0	3	3	9	1	5	1	0	36		
11	BUSSEY, Tre	g	3	12	2	4	0	2	1	3	4	2	8	3	0	0	38	
24	REED, C.J.	g	3	10	3	6	1	2	0	4	4	1	10	2	4	0	36	
02	MIKE, Sam	g	0	0	0	0	0	0	1	1	3	0	0	0	0	10		
10	BAYNHAM, Marvin	g	1	2	0	0	0	2	2	4	2	2	1	1	0	13		
23	DANIELS, Chris	g	1	1	0	0	1	2	0	1	0	3	0	0	0	11		
34	DUNNICAN, Kameron	g	1	1	0	0	0	0	0	0	2	2	0	0	1	8		
Team									3	0	3							
Totals			17	48	6	16	3	11	8	24	32	20	43	10	13	4	200	

FG % 1st Half: 8-21 38.1% 2nd half: 9-27 33.3% Game: 17-48 35.4%
3FG % 1st Half: 1-5 20.0% 2nd half: 5-11 45.5% Game: 6-16 37.5%
FT % 1st Half: 1-6 16.7% 2nd half: 2-5 40.0% Game: 3-11 27.3%

Bradley 62 • 7-2

#	Player	F	Total			3-Ptr			Rebounds			PF	TP	A	TO	Blk	Stl	Min
			FG	FGA	FT	FTA	FG	FGA	FT	FTA	Off							
04	Eastman, Jake	f	1	7	1	4	0	0	3	4	0	3	3	0	0	0	30	
20	Pickett, Tyshon	f	4	11	0	0	9	11	7	4	11	4	17	1	0	0	29	
21	Egolf, Will	c	5	9	2	2	0	0	2	6	8	3	12	0	1	1	22	
25	Lemon Jr., Walt	g	4	11	0	3	0	0	3	3	2	8	3	2	1	2	30	
32	Simms-Edwards, D.	g	1	7	0	4	1	2	3	2	5	1	3	3	1	0	34	
00	Bell, Ka'Darryl	g	1	1	0	0	0	0	0	0	0	2	0	0	0	3		
05	Crawford, Jalen	g	1	6	1	4	0	0	0	0	0	2	3	0	0	0	18	
10	Alwan, Mason	g	0	0	0	0	0	0	1	1	0	0	0	0	0	2		
12	Harris, Darrion	g	0	0	0	0	0	0	0	0	0	0	0	0	0	1		
14	Knezevic, Milos	g	0	1	0	1	2	0	1	1	2	0	1	0	0	0	2	
23	Shayok, Shayok	g	1	2	0	2	3	1	2	2	4	0	0	0	0	1	6	
30	Gavin, Jimmy	g	0	0	0	0	0	0	0	0	0	0	0	0	0	2		
44	Prosser, Jordan	g	2	4	0	5	3	6	0	9	0	1	0	1	0	19		
52	Wells, Nate	g	0	0	0	0	0	0	0	0	0	1	0	0	1	2		
Team									1	2	3							
Totals			20	59	4	17	18	24	19	26	45	15	62	10	5	3	200	

FG % 1st Half: 11-33 33.3% 2nd half: 9-26 34.6% Game: 20-59 33.9%
3FG % 1st Half: 1-7 14.3% 2nd half: 3-10 30.0% Game: 4-17 23.5%
FT % 1st Half: 6-10 60.0% 2nd half: 12-14 85.7% Game: 18-24 75.0%

Officials: Bert Smith, Kipp Kissinger, Winston Sitt
Technical fouls: Georgia Southern-None. Bradley-None.
Attendance: 6140
2012 CONTINENTAL TIRE LAS VEGAS CLASSIC - ROUND 1
Bradley will host Mississippi Valley State in Round 2 Wednesday, before the tournament moves to the Orleans Arena for the final two rounds Saturday vs. Virginia Tech and Sunday vs. either Colorado State or Portland.

Score by periods	1st	2nd	Total
Georgia Southern	18	25	43
Bradley	29	33	62

Points	In	Off	2nd	Fast	Bench
GSU	Paint	T/O	Chance	Break	
BRAD	14	3	7	6	7
	30	17	19	8	19

Official Basketball Box Score -- Game Totals -- Final Statistics Miss. Valley State vs Bradley 12-19-12 7:05 p.m. at Peoria, Ill. - Carver Arena

10

Miss. Valley State 42 • 0-7

#	Player	F	Total			3-Ptr			Rebounds			PF	TP	A	TO	Blk	Stl	Min
			FG	FGA	FT	FTA	FG	FGA	FT	FTA	Off							
22	Ralling, Blake	f	0	2	0	1	0	0	2	0	2	4	0	0	0	0	2	11
31	Francis, Julius	c	7	10	0	1	7	7	5	4	9	0	21	1	3	1	3	28
00	Usher, Davon	g	1	6	0	1	0	0	4	4	1	2	2	1	1	1	23	
01	Smith, Matt	g	1	2	0	0	0	0	3	3	4	2	0	3	0	0	14	
03	Marshall, Darryl	g	1	6	0	4	0	0	0	0	1	2	1	1	0	1	22	
11	Dobbs, Cameron	g	1	8	1	7	0	1	1	2	1	3	0	2	0	1	17	
12	Sampls, Cordarius	g	0	2	0	0	0	0	1	1	0	0	0	0	0	0	7	
13	Henry, Cortland	g	2	5	0	1	0	0	2	3	4	0	2	0	0	0	16	
15	Thomas, Ervin	g	1	4	0	0	1	3	4	1	2	1	4	0	0	0	19	
20	Johnson, Marcus	g	0	2	0	2	2	0	0	0	1	2	0	1	0	0	4	
25	Tomlin, Darius	g	0	5	0	1	2	2	3	2	1	1	5	0	1	23		
42	Holley, Montreal	g	1	2	0	1	1	2	4	3	0	1	1	1	0	16		
Team									4	2	6							
Totals			15	54	1	17	11	16	17	22	39	21	42	6	24	3	9	200

FG % 1st Half: 9-29 31.0% 2nd half: 6-25 24.0% Game: 15-54 27.8%
3FG % 1st Half: 1-7 14.3% 2nd half: 0-10 0.0% Game: 1-17 5.9%
FT % 1st Half: 2-3 66.7% 2nd half: 9-13 69.2% Game: 11-16 68.8%

Bradley 77 • 8-2

#	Player	F	Total			3-Ptr			Rebounds			PF	TP	A	TO	Blk	Stl	Min
			FG	FGA	FT	FTA	FG	FGA	FT	FTA	Off							
20	Pickett, Tyshon	f	7	10	0	0	4	6	5	4	9	2	18	3	2	0	2	23
21	Egolf, Will	c	1	8	0	3	0	2	3	5	3	2	0	0	0	1	22	
04	Eastman, Jake	g	2	3	0	1	0	0	3	3	4	2	2	0	0	3	17	
25	Lemon Jr., Walt	g	6	9	0	2	2	1	4	14	0	3	1	2	1	2	38	
32	Simms-Edwards, D.	g	3	8	1	3	2	1	3	4	9	8	2	0	3	29		
00	Bell, Ka'Darryl	g	3	4	1	1	1	2	3	8	0	1	1	3	20			
05	Crawford, Jalen	g	3	7	2	4	0	0	1	1	8	1	1	0	1	20		
10	Alwan, Mason	g	0	1	0	1	0	0	1	1	0	0	0	0	0	4		
12	Harris, Darrion	g	0	0	0	0	0	0	0	0	1	0	1	0	0	3		
14	Knezevic, Milos	g	0	1	0	1	0	0	1	1	0	0	3	0	0	3		
23	Shayok, Shayok	g	0	0	0	4	4	0	3	3	1	4	1	1	0	5		
30	Gavin, Jimmy	g	2	4	0	2	0	0	1	1	0	4	0	0	0	8		
44	Prosser, Jordan	g	2	4	0	0	2	2	4	1	4	0	1	1	1	19		
52	Wells, Nate	g	1	1	0	0	0	0	2	2	0	2	0	0	0	9		
Team									0	0	0							
Totals			30	60	4	16	13	18	12	26	38	22	77	15	15	3	16	200

FG % 1st Half: 13-27 48.1% 2nd half: 17-33 51.5% Game: 30-60 50.0%
3FG % 1st Half: 2-8 25.0% 2nd half: 2-8 25.0% Game: 4-16 25.0%
FT % 1st Half: 2-5 40.0% 2nd half: 11-13 84.6% Game: 13-18 72.2%

Officials: Ed Hightower, Larry Spaulding, Terry Davis
Technical fouls: Miss. Valley State-Smith, Matt. Bradley-None.
Attendance: 6066
2012 CONTINENTAL TIRE LAS VEGAS CLASSIC - 2ND ROUND
MVU #42 Holley Ejected at 02:31 - Flagrant 2

Score by periods	1st	2nd	Total
Miss. Valley State	21	21	42
Bradley	30	47	77

Points	In	Off	2nd	Fast	Bench
MVSUM	Paint	T/O	Chance	Break	
BRAD	18	7	6	2	15
	42	25	12	18	30

Last FG - MVSUM 2nd-00:00, BRAD 2nd-01:25.
Largest lead - MVSUM by 4 1st-17:07, BRAD by 39 2nd-01:25.

Score tied - 3 times.
Lead changed - 3 times.

Official Basketball Box Score -- Game Totals -- Final Statistics Bradley vs Virginia Tech 12-22-12 5:00pm at Continental Tire Las Vegas Classic

11

Bradley 65 • 8-3

#	Player	F	Total			3-Ptr			Rebounds			PF	TP	A	TO	Blk	Stl	Min
			FG	FGA	FT	FTA	FG	FGA	FT	FTA	Off							
04	Eastman, Jake	*	2	8	1	5	1	2	0	2	2	1	6	2	1	0	2	40
20	Pickett, Tyshon	*	4	10	0	0	2	3	6	2	8	5	10	1	1	0	3	26
21	Egolf, Will	*	2	10	2	8	0	0	1	5	6	5	6	2	3	0	2	37
25	Lemon Jr., Walt	*	4	11	0	1	4	0	2	2	4	9	3	1	0	1	33	
32	Simms-Edwards, D.	*	4	11	2	5	7	3	4	7	0	15	2	2	1	2	42	

2012-13 BOX SCORES

Official Basketball Box Score -- Game Totals -- Final Statistics Drake vs Bradley 12-29-12 7:05 p.m. at Peoria, Ill. - Carver Arena

13

Drake 57 • 6-6,0-1

#	Player	Total		3-Ptr		Rebounds			PF	TP	A	TO	Blk	Stl	Min
		FG-FGA	FT-FTA	FG-FGA	FT-FTA	Off	Def	Tot							
01	Clarke, Jordan	f	1-4	0-2	1-2	3	5	8	3	3	0	4	0	2	31
34	Simons, Ben	f	4-18	1-8	4-4	0	10	10	1	13	1	3	0	0	37
45	VanDeest, Seth	c	3-4	0-0	4-7	2	5	7	4	10	1	1	2	0	17
04	Hines, Chris	g	3-8	3-6	2-2	0	3	3	2	11	0	0	0	0	30
22	Mason, Micah	g	0-3	0-1	0-0	0	1	1	0	0	3	2	0	0	12
02	Ricks, Gary		3-5	1-3	0-0	1	1	2	2	7	1	1	0	0	13
03	Cartier, Richard		1-7	0-3	0-0	1	1	2	1	2	5	3	0	1	28
10	Jeffers, Jeremy		0-0	0-0	0-0	0	0	0	0	0	0	0	0	0	1
24	King, Joey		2-6	0-4	0-0	1	3	4	4	4	1	2	1	0	14
40	Ugbede, Daddy		3-4	0-0	1-2	3	2	5	2	7	0	1	0	0	17
	Team					3	1	4							
	Totals		20-59	5-27	12-17	14	32	46	19	57	12	18	3	3	200

FG % 1st Half: 10-29 34.5% 2nd half: 10-30 33.3% Game: 20-59 33.9% Deadball Rebounds 2
3FG % 1st Half: 1-9 11.1% 2nd half: 4-18 22.2% Game: 5-27 18.5%
FT % 1st Half: 6-9 66.7% 2nd half: 6-8 75.0% Game: 12-17 70.6%

Bradley 67 • 9-4,1-0

#	Player	Total		3-Ptr		Rebounds			PF	TP	A	TO	Blk	Stl	Min
		FG-FGA	FT-FTA	FG-FGA	FT-FTA	Off	Def	Tot							
20	Pickett, Tyshon	f	3-9	0-0	4-4	3	5	8	1	10	1	1	0	0	26
21	Egolf, Will	c	1-6	1-2	2-5	0	5	5	3	5	1	0	0	2	25
04	Eastman, Jake	g	0-2	0-2	0-0	0	6	6	2	0	2	0	0	0	30
25	Lemon Jr., Walt	g	8-15	2-3	5-8	0	6	6	3	23	4	1	0	2	36
32	Simms-Edwards, D.	g	8-14	2-5	2-3	0	2	2	1	20	2	3	0	8	37
00	Bell, Ka'Darryl		2-3	1-1	1-2	0	2	2	1	6	0	2	0	0	14
05	Crawford, Jalen		0-0	0-0	0-0	0	0	0	0	0	0	0	1	0	2
23	Shayok, Shayok		0-0	0-0	0-0	0	1	1	2	0	0	0	0	0	6
44	Prosser, Jordan		1-6	0-0	1-3	2	0	2	2	3	1	1	0	1	24
	Team					1	1	2							
	Totals		23-55	6-13	15-25	6	28	34	15	67	11	8	1	13	200

FG % 1st Half: 11-27 40.7% 2nd half: 12-28 42.9% Game: 23-55 41.8% Deadball Rebounds 4
3FG % 1st Half: 1-4 25.0% 2nd half: 5-9 55.6% Game: 6-13 46.2%
FT % 1st Half: 6-11 54.5% 2nd half: 9-14 64.3% Game: 15-25 60.0%

Officials: David Hall, Rick Randall, Terry Oglesby
Technical fouls: Drake-None. Bradley-None.
Attendance: 7534

Score by periods	1st	2nd	Total
Drake	27	30	57
Bradley	29	38	67

Points	In Paint	Off T/O	2nd Chance	Fast Break	Bench
DU	16	6	13	8	20
BRAD	26	23	5	10	9

Last FG - DU 2nd-00:11, BRAD 2nd-04:04.
Largest lead - DU by 1 1st-05:34, BRAD by 18 2nd-07:36.

Score tied - 3 times.
Lead changed - 4 times.

Official Basketball Box Score -- Game Totals -- Final Statistics Bradley vs Southern Illinois 01-02-13 7:05 p.m. at Carbondale, Ill. (SIU Arena)

14

Bradley 66 • 10-4, 2-0 MVC

#	Player	Total		3-Ptr		Rebounds			PF	TP	A	TO	Blk	Stl	Min
		FG-FGA	FT-FTA	FG-FGA	FT-FTA	Off	Def	Tot							
04	Eastman, Jake	f	3-5	2-3	1-1	0	6	6	0	9	2	3	0	2	35
20	Pickett, Tyshon	f	1-3	0-0	4-6	1	1	2	4	6	0	2	0	0	11
25	Lemon Jr., Walt	g	8-11	1-2	3-4	1	3	4	4	20	3	5	0	5	32
32	Simms-Edwards, D.	g	4-11	1-5	2-2	1	6	7	1	11	4	1	0	1	37
44	Prosser, Jordan	g	4-7	0-0	3-4	1	1	2	3	11	0	0	0	1	24
00	Bell, Ka'Darryl		0-3	0-1	0-0	0	1	1	2	0	1	1	0	1	17
05	Crawford, Jalen		1-5	0-2	0-0	0	3	3	2	2	1	1	0	0	17
23	Shayok, Shayok		2-2	0-0	1-1	2	1	3	4	5	0	2	1	0	17
30	Gavin, Jimmy		0-0	0-0	0-0	0	0	0	0	0	0	0	0	0	1
52	Wells, Nate		1-1	0-0	0-0	1	1	2	1	2	0	1	0	0	9
	Team					1	3	4							
	Totals		24-48	4-13	14-18	8	26	34	21	66	11	17	1	10	200

FG % 1st Half: 11-26 42.3% 2nd half: 13-22 59.1% Game: 24-48 50.0% Deadball Rebounds 2
3FG % 1st Half: 2-9 22.2% 2nd half: 2-4 50.0% Game: 4-13 30.8%
FT % 1st Half: 4-5 80.0% 2nd half: 10-13 76.9% Game: 14-18 77.6%

Southern Illinois 60 • 7-6, 0-2 MVC

#	Player	Total		3-Ptr		Rebounds			PF	TP	A	TO	Blk	Stl	Min
		FG-FGA	FT-FTA	FG-FGA	FT-FTA	Off	Def	Tot							
04	Davante Drinkard	f	3-5	0-0	1-2	0	2	2	1	7	0	2	2	0	28
02	Kendal Brown-Surles	g	1-6	1-5	3-3	0	2	2	4	6	3	1	0	1	32
03	Desmar Jackson	g	6-12	0-2	3-7	4	5	9	1	15	2	2	0	1	38
22	Jeff Early	g	5-12	0-2	1-2	3	4	7	3	11	0	5	0	4	31
25	Anthony Beane, Jr.	g	4-9	2-2	0-3	0	2	2	2	10	2	1	0	1	33
01	Jalen Pendleton		0-1	0-0	2-2	1	1	2	1	2	1	1	0	0	8
12	T.J. Lindsay		0-2	0-0	0-0	0	1	1	0	0	1	1	0	0	9
21	Josh Swan		3-5	0-0	3-4	2	0	2	1	9	1	0	0	0	21
	Team					0	1	1							
	Totals		22-52	3-11	13-23	10	18	28	13	60	10	13	2	7	200

FG % 1st Half: 7-25 28.0% 2nd half: 15-27 55.6% Game: 22-52 42.3% Deadball Rebounds 4
3FG % 1st Half: 0-2 0.0% 2nd half: 3-9 33.3% Game: 3-11 27.3%
FT % 1st Half: 9-16 56.3% 2nd half: 4-7 57.1% Game: 13-23 56.5%

Officials: Randy McCall, Shawn Lehigh, Kipp Kissinger
Technical fouls: Bradley-None. Southern Illinois-None.
Attendance: 5015

Score by periods	1st	2nd	Total
Bradley	28	38	66
Southern Illinois	23	37	60

Points	In Paint	Off T/O	2nd Chance	Fast Break	Bench
BRAD	32	11	10	8	9
SIU	30	19	6	4	11

Last FG - BRAD 2nd-00:35, SIU 2nd-00:25.
Largest lead - BRAD by 9 2nd-18:04, SIU by 3 1st-06:32.

Score tied - 8 times.
Lead changed - 9 times.

Official Basketball Box Score -- Game Totals -- Final Statistics Wichita State vs Bradley 01-06-13 4:35 p.m. at Peoria, Ill. - Carver Arena

15

Wichita State 69 • 14-1, 3-0

#	Player	Total		3-Ptr		Rebounds			PF	TP	A	TO	Blk	Stl	Min
		FG-FGA	FT-FTA	FG-FGA	FT-FTA	Off	Def	Tot							
11	Early, Cleanthony	f	8-14	4-7	4-4	3	1	4	3	24	1	3	1	1	24
21	Orukpe, Ehimen	c	2-3	0-0	0-0	3	6	9	3	4	0	1	5	1	29
02	Armstead, Malcolm	g	4-7	0-2	0-0	0	2	2	1	8	3	3	0	3	29
05	Williams, Demetric	g	4-10	1-6	1-1	0	2	2	1	10	3	1	0	3	33
32	Cotton, Tekele	g	2-5	0-1	0-0	4	0	4	3	4	2	3	0	1	24
00	Luffie, Chadrack		0-1	0-0	0-0	0	1	1	2	0	0	1	0	0	11
15	Wiggins, Nick		2-7	0-4	3-4	0	1	1	3	7	0	0	0	0	18
23	VanVleet, Fred		3-6	1-2	1-1	0	1	1	8	2	1	0	1	1	16
50	White, Jake		2-4	0-1	0-0	1	3	4	1	4	1	1	0	0	16
	Team					1	3	4							
	Totals		27-57	6-23	9-10	12	20	32	18	69	12	14	6	10	200

FG % 1st Half: 14-27 51.9% 2nd half: 13-30 43.3% Game: 27-57 47.4% Deadball Rebounds 0
3FG % 1st Half: 3-10 30.0% 2nd half: 3-13 23.1% Game: 6-23 26.1%
FT % 1st Half: 4-5 80.0% 2nd half: 5-5 100.0% Game: 9-10 90.0%

Bradley 63 • 10-5, 2-1

#	Player	Total		3-Ptr		Rebounds			PF	TP	A	TO	Blk	Stl	Min
		FG-FGA	FT-FTA	FG-FGA	FT-FTA	Off	Def	Tot							
20	Pickett, Tyshon	f	5-8	0-0	0-0	0	3	3	2	10	1	3	1	1	28
44	Prosser, Jordan	c	3-10	0-0	0-0	5	2	7	0	6	0	1	0	0	30
04	Eastman, Jake	g	4-9	3-6	0-0	1	3	4	1	11	3	1	0	0	35
25	Lemon Jr., Walt	g	5-9	1-3	4-5	2	6	8	3	15	5	4	0	1	37
32	Simms-Edwards, D.	g	5-11	1-4	4-7	1	2	3	1	15	5	2	0	4	35
00	Bell, Ka'Darryl		1-1	0-0	0-0	0	0	0	1	2	0	2	0	0	7
05	Crawford, Jalen		0-1	0-0	0-0	0	0	0	0	0	0	0	0	0	7
23	Shayok, Shayok		2-5	0-0	0-0	2	1	3	4	4	0	0	1	0	21
	Team					1	2	3							
	Totals		25-54	5-13	8-12	12	19	31	12	63	14	14	1	8	200

FG % 1st Half: 15-27 55.6% 2nd half: 10-27 37.0% Game: 25-54 46.3% Deadball Rebounds 1
3FG % 1st Half: 3-5 60.0% 2nd half: 2-8 25.0% Game: 5-13 38.5%
FT % 1st Half: 1-2 50.0% 2nd half: 7-10 70.0% Game: 8-12 66.7%

Officials: Scott Thornley, John Higgins, Bo Boroski
Technical fouls: Wichita State-Williams, Demetric. Bradley-Lemon Jr., Walt.
Attendance: 7317

Score by periods	1st	2nd	Total
Wichita State	35	34	69
Bradley	34	29	63

Points	In Paint	Off T/O	2nd Chance	Fast Break	Bench
WSU	32	14	13	8	19
BRAD	30	15	7	8	6

Last FG - WSU 2nd-00:05, BRAD 2nd-02:07.
Largest lead - WSU by 6 2nd-00:05, BRAD by 4 1st-01:43.

CAREER GAME-BY-GAME STATS

MASON ALWAN

2012-13 • Junior

Opponent	GS	M	FG	3FG	FT	Reb.	A	T	B	S	Pts
E. ILLINOIS	2	0-0	0-0	0-0	0-0	0-0	0	0	0	0	0
UT-PAN AM	1	0-0	0-0	0-0	0-0	0-1	0	0	0	0	0
at IUPUI	DNP - Coach's Decision										
at USF	1	0-1	0-1	0-0	0-0	0	0	0	0	0	0
UT-MARTIN	3	1-1	1-1	0-0	0-0	0	0	0	0	0	3
at C. Michigan	1	0-0	0-0	0-0	0-0	0	0	0	0	0	0
MICHIGAN	DNP - Coach's Decision										
GW	DNP - Coach's Decision										
GA SOUTHERN	2	0-0	0-0	0-0	0-1	0	0	0	0	0	0
MISS VALLEY	4	0-1	0-1	0-0	0-1	0	0	0	0	0	0
vs. Va Tech	DNP - Coach's Decision										
vs. Portland	DNP - Coach's Decision										
DRAKE	DNP - Coach's Decision										
at S. Illinois	DNP - Coach's Decision										
WICHITA ST.	DNP - Coach's Decision										
at Indiana St.											
at UNI											
S. ILLINOIS											
MO. STATE											
at Evansville											
at Wichita St.											
ILLINOIS ST.											
at Creighton											
EVANSVILLE											
UNI											
at Illinois St.											
INDIANA ST.											
at Drake											
at BracketBusters											
CREIGHTON											
at Mo. State											
vs. TBA											

KA'DARRYL BELL

2012-13 • Freshman

Opponent	GS	M	FG	3FG	FT	Reb.	A	T	B	S	Pts
E. ILLINOIS	10	0-0	0-0	0-0	0-1	2	0	0	0	0	0
UT-PAN AM	3	0-0	0-0	1-2	0-0	0	0	0	0	0	1
at IUPUI	4	0-0	0-0	0-0	0-0	0	0	0	0	1	0
at USF	6	0-1	0-0	1-2	0-0	0	1	0	1	1	1
UT-MARTIN	4	0-1	0-1	0-0	0-1	1	2	1	0	0	0
at C. Michigan	5	0-0	0-0	0-0	0-1	0	1	0	0	0	0
MICHIGAN	DNP - Coach's Decision										
GW	DNP - Coach's Decision										
GA SOUTHERN	3	1-1	0-0	0-0	0-0	0	0	0	0	0	3
MISS VALLEY	20	3-4	1-1	1-4	1-2	0	1	1	3	8	8
vs. Va Tech	1	0-0	0-0	0-0	0-0	0	0	0	0	0	0
vs. Portland	4	0-2	0-1	0-0	0-0	0	0	0	0	0	0
DRAKE	14	2-3	1-1	1-2	0-2	2	2	0	2	0	6
at S. Illinois	17	0-3	0-1	0-0	0-1	1	1	0	1	0	0
WICHITA ST.	7	1-1	0-0	0-0	0-0	0	2	0	0	2	2
at Indiana St.											
at UNI											
S. ILLINOIS											
MO. STATE											
at Evansville											
at Wichita St.											
ILLINOIS ST.											
at Creighton											
EVANSVILLE											
UNI											
at Illinois St.											
INDIANA ST.											
at Drake											
at BracketBusters											
CREIGHTON											
at Mo. State											
vs. TBA											

JALEN CRAWFORD

2011-12 • Freshman

Opponent	GS	M	FG	3FG	FT	Reb.	A	T	B	S	Pts
UMKC	12	0-2	0-2	0-2	1-0	1	0	1	0	1	0
SEMO	13	0-2	0-0	0-0	1-2	1	1	0	0	0	0
NORTH DAKOTA	4	1-3	0-2	0-0	0-1	0	1	0	0	0	2
WOFFORD	5	0-0	0-0	0-0	0-0	0	0	0	0	0	0
vs. Wisconsin	10	0-2	0-0	0-0	0-1	0	0	0	0	0	0
vs. Nevada	DNP - Coach's Decision										
at Wyoming	17	2-6	0-1	0-0	0-2	1	0	0	1	4	4
NORTHEASTERN	16	2-7	1-3	0-0	0-0	1	1	0	1	5	5
at G. Wash.	13	1-2	0-1	0-0	0-0	1	1	0	0	2	2
at Drexel	16	3-3	0-0	0-1	1-2	1	1	0	0	6	6
W. CAROLINA	9	0-1	0-0	0-0	0-0	0	0	0	0	0	0
at Michigan	8	0-1	0-0	0-0	0-2	0	1	0	1	0	0
WICHITA ST.	11	0-3	0-0	0-0	2-3	0	0	0	0	0	0
at Indiana St.	7	0-0	0-0	0-0	0-0	0	0	0	0	0	0
S. ILLINOIS	3	0-0	0-0	0-0	0-0	0	0	0	0	0	0
CREIGHTON	3	0-1	0-0	0-0	0-0	0	1	0	0	0	0
at Drake	2	0-0	0-0	0-0	0-0	0	1	0	0	0	0
at Wichita St.	4	0-3	0-0	0-0	1-0	0	0	0	0	0	0
UNI	2	0-1	0-0	0-0	0-0	0	0	0	0	0	0
at Evansville	13	1-2	1-2	0-0	0-0	1	0	0	0	3	3
MO. STATE	DNP - Coach's Decision										
at S. Illinois	5	0-1	0-1	0-0	0-0	0	0	0	0	0	0
at Creighton	3	1-1	0-0	0-0	1-0	1	0	0	0	2	2
EVANSVILLE	21	3-7	2-4	0-0	1-0	1	2	0	0	8	8
at Illinois St.	21	4-8	2-3	1-1	1-2	1	0	0	1	11	11
INDIANA ST.	* 21	3-4	3-4	0-0	0-0	1	0	0	0	9	9
at Missouri St.	* 10	0-1	0-1	0-0	0-0	0	0	0	0	0	0
DRAKE	* 22	1-7	0-4	2-3	2-0	1	1	0	3	4	4
LOYOLA (ILL.)	* 30	5-9	2-4	0-1	0-1	0	1	0	0	12	12
at UNI	* 30	2-6	0-3	0-1	1-2	3	0	0	0	6	6
ILLINOIS ST.	17	2-6	2-4	0-0	0-3	1	1	0	1	6	6
vs. Drake											

2012-13 • Sophomore

Opponent	GS	M	FG	3FG	FT	Reb.	A	T	B	S	Pts
E. ILLINOIS	22	3-7	0-2	0-0	0-2	2	0	0	0	0	6
UT-PAN AM	19	3-6	1-3	2-2	1-2	2	1	0	1	9	9
at IUPUI	14	1-4	0-2	0-0	1-2	3	1	0	0	2	2
at USF	19	1-4	0-2	0-0	1-0	1	1	0	1	2	2
UT-MARTIN	5	4-9	2-6	2-2	0-4	2	3	0	0	12	12
at C. Michigan	* 22	1-4	0-1	0-0	0-1	3	3	0	2	2	2
MICHIGAN	23	4-11	2-7	0-0	0-2	0	2	0	2	10	10
GW	22	2-3	0-1	2-2	0-0	3	0	0	1	6	6
GA SOUTHERN	18	1-6	1-4	0-0	0-0	0	0	0	0	3	3
MISS VALLEY	20	3-7	2-4	0-0	0-1	1	1	0	1	8	8
vs. Va Tech	21	3-8	3-4	0-0	0-2	2	3	0	1	9	9
vs. Portland	10	0-4	0-2	0-0	0-0	0	0	0	0	0	0
DRAKE	2	0-0	0-0	0-0	0-0	0	0	0	1	0	0
at S. Illinois	17	1-5	0-2	0-0	0-3	1	1	0	0	2	2
WICHITA ST.	7	0-1	0-0	0-0	0-0	0	0	0	0	0	0
at Indiana St.											
at UNI											
S. ILLINOIS											
MO. STATE											
at Evansville											
at Wichita St.											
ILLINOIS ST.											
at Creighton											
EVANSVILLE											
UNI											
at Illinois St.											
INDIANA ST.											
at Drake											
at BracketBusters											
CREIGHTON											
at Mo. State											
vs. TBA											

JAKE EASTMAN

2009-10 • Freshman

Opponent	GS	M	FG	3FG	FT	Reb.	A	T	B	S	Pts
at BYU	DNP - Redshirt Candidate										
IDAHO STATE	DNP - Redshirt Candidate										
WOFFORD	DNP - Redshirt Candidate										
PRESBYTERIAN	DNP - Redshirt Candidate										
vs. OK State	DNP - Redshirt Candidate										
vs. Illinois	DNP - Redshirt Candidate										
at N. Illinois	DNP - Redshirt Candidate										
W. CAROLINA	DNP - Redshirt Candidate										
LOYOLA	DNP - Ankle										
at Iowa State	16	1-8	0-2	2-4	3-2	2	1	0	0	4	4
at Drake	12	1-3	0-0	1-2	2-0	0	3	0	1	3	3
S. ILLINOIS	11	1-4	0-0	0-0	0-1	1	2	0	0	2	2
at Wichita St.	11	2-3	0-0	0-1	0-0	1	1	0	0	4	4
INDIANA ST.	9	3-5	1-1	0-1	1-2	1	0	0	0	7	7
at Missouri St.	17	0-3	0-0	1-2	0-2	0	1	0	1	1	1
at UNI	14	0-3	0-1	1-2	1-2	0	0	0	0	1	1
MISSOURI ST.	8	0-0	0-0	1-2	0-0	0	0	0	0	1	1
at S. Illinois	9	1-1	0-0	0-0	0-1	1	0	0	0	2	2
EVANSVILLE	14	1-3	0-0	0-0	1-3	3	1	0	1	2	2
CREIGHTON	5	0-0	0-0	0-0	0-0	0	1	0	0	0	0
at Illinois St.	4	0-3	0-1	1-2	0-0	0	0	0	1	1	1
DRAKE	4	0-0	0-0	1-2	0-0	0	0	0	0	1	1
at Evansville	19	1-2	0-0	1-2	1-2	0	1	0	0	3	3
ILLINOIS ST.	4	1-2	0-1	1-2	0-0	0	0	0	0	3	3
UNI	3	0-0	0-0	0-0	0-0	0	0	0	0	0	0
at Indiana St.	10	0-1	0-0	0-0	0-1	0	0	0	0	0	0
DREXEL	17	2-3	1-2	0-0	0-1	0	0	0	0	5	5
WICHITA ST.	11	0-0	0-0	0-0	0-1	1	1	0	0	0	0
at Creighton	19	3-5	1-2	6-6	0-3	0	0	0	1	13	13
vs. Creighton	17	3-6	0-0	1-1	0-1	1	0	0	1	7	7
vs. UNI	17	1-3	1-2	0-0	1-2	0	2	0	0	3	3

2010-11 • Sophomore

Opponent	GS	M	FG	3FG	FT	Reb.	A	T	B	S	Pts
TEXAS A&M-K	DNP - Ankle										
N ILLINOIS	DNP - Ankle										
LMU	DNP - Ankle										
vs USC	9	0-0	0-0	0-2	0-0	1	0	0	0	0	0
vs TCU	20	0-1	0-0	0-2	1-2	4					

CAREER GAME-BY-GAME STATS

2011-12 • Junior

Opponent	GS	M	FG	3FG	FT	Reb.	A	T	B	S	Pts
UMKC	28	4-9	1-4	3-4	1-2-3	2	0	2	2	12	
SEMO	25	2-5	1-3	0-0	2-3-5	5	1	1	0	5	
NORTH DAKOTA	33	2-8	0-4	1-2	2-8-10	4	3	1	1	5	
WOFFORD	25	3-7	0-3	0-0	2-4-6	0	2	0	1	6	
vs. Wisconsin	17	0-3	0-2	1-2	0-1-1	0	1	0	1	1	
vs. Nevada	23	1-4	0-3	2-2	0-1-1	0	1	2	2	4	
at Wyoming	20	1-5	0-3	0-0	0-0-0	0	1	1	0	2	
NORTHEASTERN	32	3-4	0-0	2-2	0-4-4	1	0	0	1	8	
at G. Wash.	26	4-6	4-5	0-0	0-1-1	3	1	0	1	12	
at Drexel	26	7-12	2-4	1-2	2-4-6	0	0	0	0	17	
W. CAROLINA	27	1-2	0-0	2-4	1-2-3	5	3	0	2	4	
at Michigan	21	1-4	1-3	0-0	3-0-3	1	1	0	0	3	
WICHITA ST.	21	1-9	0-1	4-6	2-3-5	2	1	0	1	6	
at Indiana St.	27	1-5	0-1	0-0	1-2-3	2	0	0	0	2	
S. ILLINOIS	* 28	2-6	0-3	0-0	1-2-3	2	1	1	0	4	
CREIGHTON	26	4-7	1-3	1-2	0-1-1	3	1	0	3	10	
at Drake	28	1-3	1-2	0-0	0-1-1	1	0	0	0	3	
at Wichita St.	25	1-5	0-3	0-0	1-1-2	0	1	0	1	2	
UNI	30	1-4	0-1	0-0	1-7-8	2	1	0	1	2	
at Evansville	23	6-12	4-8	0-0	0-3-3	2	2	0	0	16	
MO. STATE	26	0-3	0-3	0-0	1-1-2	2	2	0	1	0	
at S. Illinois	23	2-8	0-3	3-3	3-5-8	0	0	0	0	7	
at Creighton	33	1-4	0-3	0-0	1-2-3	3	1	0	2	2	
EVANSVILLE	27	4-6	2-2	1-2	1-3-4	1	1	0	0	11	
at Illinois St.	* 25	2-6	2-5	2-2	0-3-3	1	1	0	1	8	
INDIANA ST.	* 33	2-6	1-3	1-2	0-5-5	2	0	0	1	6	
at Missouri St.	* 32	1-6	1-4	1-2	0-3-3	3	0	0	0	4	
DRAKE	* 34	2-7	0-5	2-4	0-10-10	1	3	0	3	6	
LOYOLA (ILL.)	* 36	1-5	0-2	4-4	3-4-7	4	0	0	2	6	
at UNI	* 36	4-9	2-7	0-0	0-5-5	4	1	0	1	10	
ILLINOIS ST.	* 33	1-7	0-2	0-0	0-5-5	1	3	0	0	2	
vs. Drake	* 36	1-11	0-4	2-2	3-4-7	3	1	0	0	4	

2012-13 • Senior

Opponent	GS	M	FG	3FG	FT	Reb.	A	T	B	S	Pts
E. ILLINOIS	* 34	2-3	0-1	1-3	1-4-5	7	1	0	2	5	
UT-PAN AM	* 30	4-8	0-2	2-3	0-1-1	4	1	0	1	10	
at IUPUI	* 33	8-12	1-2	0-0	1-3-4	5	2	1	2	17	
at USF	* 31	4-8	1-3	2-2	3-2-5	0	0	1	2	11	
UT-MARTIN	* 29	5-10	2-4	2-2	0-4-4	2	1	0	2	14	
at C. Michigan	29	4-7	2-4	2-3	0-1-1	1	1	1	2	12	
MICHIGAN	* 29	0-2	0-1	1-2	1-3-4	2	2	0	1	1	
GW	* 30	4-7	0-1	0-1	2-2-4	4	3	0	3	8	
GA SOUTHERN	* 30	1-7	1-4	0-0	1-3-4	3	0	0	0	3	
MISS VALLEY	* 17	2-3	0-1	0-0	0-3-3	2	2	0	3	4	
vs. Va Tech	* 40	2-8	1-5	1-2	0-2-2	2	1	0	2	6	
vs. Portland	* 30	2-5	2-4	3-4	1-5-6	2	0	0	1	9	
DRAKE	* 30	0-2	0-2	0-0	0-6-6	2	0	0	0	0	
at S. Illinois	* 35	3-5	2-3	1-1	0-6-6	2	3	0	2	9	
WICHITA ST.	* 35	4-9	3-6	0-0	1-3-4	3	1	0	0	11	
at Indiana St.											
at UNI											
S. ILLINOIS											
MO. STATE											
at Evansville											
at Wichita St.											
ILLINOIS ST.											
at Creighton											
EVANSVILLE											
UNI											
at Illinois St.											
INDIANA ST.											
at Drake											
at BracketBusters											
CREIGHTON											
at Mo. State											
vs. TBA											

WILL EGOLF

2007-08 • Freshman

Opponent	GS	M	FG	3FG	FT	Reb.	A	T	B	S	Pts
at UIC	4	0-0	0-0	0-0	0-0-0	0	1	0	0	0	0
IOWA STATE	6	1-3	0-2	0-0	1-1-2	0	1	0	2	2	2
MO.-E. SHORE	15	2-5	0-2	3-4	1-3-4	0	0	1	0	7	
FL GULF COAST	13	3-4	0-1	1-2	0-5-5	0	2	1	2	7	
vs. Iowa	9	0-2	0-1	0-0	0-1-1	0	0	0	1	9	
vs. Vanderbilt	6	2-2	0-0	0-0	1-1-2	2	0	0	1	4	
at Loyola (Ill.)	7	0-1	0-0	0-0	0-1-1	0	0	0	0	0	
SEMO	16	1-4	0-2	2-4	1-3-4	0	0	0	0	4	
MICHIGAN ST.	6	1-3	0-1	0-0	0-0-0	0	0	1	0	2	
at Wright St.	9	1-1	0-0	0-0	0-1-1	0	1	0	0	2	
at Butler	9	0-0	0-0	0-0	0-0-0	0	0	0	0	0	
VCU	12	0-2	0-1	0-0	0-3-3	0	1	0	0	0	
UNI	6	0-1	0-1	0-0	1-0-1	0	0	1	0	0	
EVANSVILLE	4	0-1	0-1	0-0	0-1-1	0	0	0	0	0	
INDIANA ST.	2	0-1	0-0	0-0	0-1-1	0	0	0	0	0	
at Evansville	2	0-0	0-0	0-0	0-0-0	0	0	0	0	0	
CINCINNATI	2	0-1	0-1	0-0	0-0-0	0	0	0	0	0	
OHIO	3	0-1	0-1	0-0	0-0-0	0	0	0	0	0	
TULSA	1	0-0	0-0	0-0	0-0-0	0	0	0	0	0	

2008-09 • Sophomore

Opponent	GS	M	FG	3FG	FT	Reb.	A	T	B	S	Pts
UIC											
DNP - Coach's Decision											
at Florida	3	0-0	0-0	0-0	0-0-0	0	0	0	0	0	0
vs. UMKC	8	1-1	0-0	0-0	1-1-2	0	1	0	0	2	2
at FGCU	* 19	3-5	0-0	2-2	2-3-5	0	1	2	1	8	8
vs. Richmond	* 19	2-5	0-0	2-2	1-0-1	0	2	1	0	6	6
E. TENN. ST.	* 20	3-4	0-0	0-1	0-1-1	1	3	1	1	6	6

Missed the rest of the season with torn ACL

2009-10 • Redshirt Sophomore

Opponent	GS	M	FG	3FG	FT	Reb.	A	T	B	S	Pts
at BYU	12	3-5	0-0	0-0	0-3-3	0	3	0	0	6	6
IDAHO STATE	* 18	2-3	0-0	0-0	2-2-4	0	1	0	0	4	4
WOFFORD	* 25	4-9	0-0	0-0	1-3-4	1	0	3	0	8	8
PRESBYTERIAN	* 27	3-8	0-0	0-0	0-3-3	0	0	0	2	6	6
vs. OK State	* 21	3-5	0-0	1-2	2-2-4	1	3	0	1	7	7
vs. Illinois	* 28	6-9	0-0	0-2	2-7-9	0	1	3	0	12	12
at N. Illinois	* 16	3-7	0-0	0-0	1-2-3	0	0	1	0	6	6
W. CAROLINA	* 23	2-4	0-0	0-2	1-5-6	0	1	0	0	4	4
LOYOLA	* 20	1-5	0-0	4-7	0-4-4	0	2	1	0	6	6
at Iowa State	* 26	4-8	0-0	1-2	1-3-4	0	0	1	1	9	9
*at Drake	* 28	1-4	0-0	1-3	2-3-5	2	1	0	1	3	3
*S. ILLINOIS	* 30	6-8	0-0	1-3	5-5-10	0	2	0	2	13	13
*at Wichita St.	* 19	1-3	0-0	2-2	0-1-1	0	1	0	0	4	4
*INDIANA ST.	* 22	3-5	0-0	4-5	1-0-1	0	0	1	1	10	10
*at Missouri St.	* 26	5-7	0-0	1-2	2-3-5	0	1	0	0	11	11
*at UNI	* 21	2-8	0-0	0-0	4-5-9	0	4	0	0	14	14
*MISSOURI ST.	* 24	7-11	0-0	0-0	0-4-4	0	3	2	1	14	14
*at S. Illinois	* 32	7-10	0-0	1-3	4-7-11	0	2	1	0	15	15
*EVANSVILLE	* 23	5-9	0-0	1-1	2-6-8	1	2	4	1	11	11
*CREIGHTON	* 22	4-7	0-0	2-2	2-3-5	1	0	1	0	10	10
*at Illinois St.	* 13	0-1	0-0	2-2	0-2-2	0	0	1	0	2	2
*DRAKE	* 25	4-7	0-0	0-0	4-1-5	0	0	0	0	8	8
*at Evansville	* 14	1-2	0-0	0-0	1-3-4	1	1	1	0	2	2
*ILLINOIS ST.	* 25	3-4	0-0	1-2	0-4-4	1	1	1	1	7	7
*UNI	* 31	6-10	0-0	0-0	0-4-4	0	2	1	0	12	12
*at Indiana St.	* 34	2-7	0-0	0-1	2-3-5	2	3	0	1	4	4
DREXEL	* 29	3-5	0-0	0-0	0-4-4	0	3	2	1	6	6
*WICHITA ST.	* 22	1-3	0-0	4-4	0-1-1	1	0	0	1	6	6
*at Creighton	* 5	1-3	0-0	2-2	0-0-0	0	0	1	1	4	4
vs. Creighton	* 15	1-2	0-0	0-0	2-0-2	0	0	1	0	2	2
vs. UNI	* 20	1-2	0-0	0-0	0-3-3	0	1	0	1	2	2

2010-11 • Junior

Opponent	GS	M	FG	3FG	FT	Reb.	A	T	B	S	Pts
TEXAS A&M-K	* 22	5-12	0-0	2-3	5-2-7	0	2	1	0	12	12
N ILLINOIS	16	2-3	0-0	2-4	2-1-3	0	1	0	2	6	6
LMU	* 19	0-5	0-0	2-4	3-2-5	0	1	2	2	2	2
vs USC	* 21	3-7	0-0	2-2	1-3-4	1	2	0	0	8	8
vs TCU	* 13	3-4	0-0	3-3	1-1-2	0	3	0	0	9	9
E ILLINOIS	* 30	2-6	0-0	0-0	5-7-12	0	2	1	1	4	4
at W Carolina	* 33	3-8	0-0	0-0	1-2-3	2	2	0	1	6	6
UTAH	* 26	2-7	0-0	1-2	1-3-4	0	2	0	1	5	5
at #1 Duke	* 31	5-12	0-0	1-2	3-2-5	1	5	1	1	11	11
JACKSON ST	* 14	3-6	0-0	2-2	0-1-1	0	2	0	0	8	8
DETROIT	* 22	4-8	0-0	3-4	1-2-3	0	0	0	0	11	11
at Indiana St	* 20	5-8	0-0	4-4	0-5-5	0	0	1	0	14	14
WICHITA ST	* 25	3-7	0-0	2-4	1-3-4	1	1	1	0	8	8
S ILLINOIS	* 25										

CAREER GAME-BY-GAME STATS

JIMMY GAVIN

2012-13 • Sophomore

Opponent	GS	M	FG	3FG	FT	Reb.	A	T	B	S	Pts
E. ILLINOIS	1	0-1	0-0	0-0	0-0-0	0	0	0	0	0	0
UT-PAN AM	1	0-0	0-0	0-0	0-0-0	0	0	0	0	0	0
at IUPUI	DNP - Coach's Decision										
at USF	4	1-3	1-1	0-0	1-0-1	0	1	0	0	0	3
UT-MARTIN	6	2-3	1-2	1-1	0-0-0	0	0	0	0	0	6
at C. Michigan	1	0-0	0-0	0-0	0-0-0	0	0	0	0	0	0
MICHIGAN	DNP - Coach's Decision										
GW	DNP - Coach's Decision										
GA SOUTHERN	2	0-0	0-0	0-0	0-0-0	0	0	0	0	0	0
MISS VALLEY	8	2-4	0-2	0-0	0-1-1	0	0	0	0	0	4
vs. Va Tech	DNP - Coach's Decision										
vs. Portland	DNP - Coach's Decision										
DRAKE	DNP - Coach's Decision										
at S. Illinois	1	0-0	0-0	0-0	0-0-0	0	0	0	0	0	0
WICHITA ST.	DNP - Coach's Decision										
at Indiana St.	DNP - Coach's Decision										
at UNI	DNP - Coach's Decision										
S. ILLINOIS	DNP - Coach's Decision										
MO. STATE	DNP - Coach's Decision										
at Evansville	DNP - Coach's Decision										
at Wichita St.	DNP - Coach's Decision										
ILLINOIS ST.	DNP - Coach's Decision										
at Creighton	DNP - Coach's Decision										
EVANSVILLE	DNP - Coach's Decision										
UNI	DNP - Coach's Decision										
at Illinois St.	DNP - Coach's Decision										
INDIANA ST.	DNP - Coach's Decision										
at Drake	DNP - Coach's Decision										
at BracketBusters	DNP - Coach's Decision										
CREIGHTON	DNP - Coach's Decision										
at Mo. State	DNP - Coach's Decision										
vs. TBA	DNP - Coach's Decision										

DARRION HARRIS

2012-13 • Freshman

Opponent	GS	M	FG	3FG	FT	Reb.	A	T	B	S	Pts
E. ILLINOIS	2	0-0	0-0	0-0	0-0-0	0	0	0	0	0	0
UT-PAN AM	DNP - Coach's Decision										
at IUPUI	DNP - Coach's Decision										
at USF	1	0-0	0-0	0-0	0-0-0	0	0	0	0	0	0
UT-MARTIN	1	0-0	0-0	0-0	0-0-0	0	0	0	0	0	0
at C. Michigan	DNP - Coach's Decision										
MICHIGAN	DNP - Coach's Decision										
GW	DNP - Coach's Decision										
GA SOUTHERN	1	0-0	0-0	0-0	0-0-0	0	0	0	0	0	0
MISS VALLEY	3	0-0	0-0	0-0	0-0-0	0	1	0	0	0	0
vs. Va Tech	DNP - Coach's Decision										
vs. Portland	DNP - Coach's Decision										
DRAKE	DNP - Coach's Decision										
at S. Illinois	DNP - Coach's Decision										
WICHITA ST.	DNP - Coach's Decision										
at Indiana St.	DNP - Coach's Decision										
at UNI	DNP - Coach's Decision										
S. ILLINOIS	DNP - Coach's Decision										
MO. STATE	DNP - Coach's Decision										
at Evansville	DNP - Coach's Decision										
at Wichita St.	DNP - Coach's Decision										
ILLINOIS ST.	DNP - Coach's Decision										
at Creighton	DNP - Coach's Decision										
EVANSVILLE	DNP - Coach's Decision										
UNI	DNP - Coach's Decision										
at Illinois St.	DNP - Coach's Decision										
INDIANA ST.	DNP - Coach's Decision										
at Drake	DNP - Coach's Decision										
at BracketBusters	DNP - Coach's Decision										
CREIGHTON	DNP - Coach's Decision										
at Mo. State	DNP - Coach's Decision										
vs. TBA	DNP - Coach's Decision										

MILOS KNEZEVIC

2009-10 • Freshman

Opponent	GS	M	FG	3FG	FT	Reb.	A	T	B	S	Pts
at BYU	DNP - Coach's Decision										
IDAHO STATE	2	0-0	0-0	0-0	0-0-0	0	0	0	0	0	0
WOFFORD	5	0-1	0-1	0-0	0-1-1	0	0	0	0	0	0
PRESBYTERIAN	10	4-5	3-4	0-0	0-4-4	0	2	0	0	0	11
vs. OK State	4	0-1	0-1	0-0	0-1-1	0	1	0	0	0	0
vs. Illinois	12	0-3	0-3	0-0	0-0-0	0	2	0	0	0	0
at N. Illinois	9	0-1	0-1	0-0	0-0-0	0	1	0	0	0	0
W. CAROLINA	2	0-0	0-0	0-0	0-0-0	0	0	0	0	0	0
LOYOLA	13	4-5	3-3	0-0	0-2-2	1	0	0	0	0	11
at Iowa State	20	2-6	1-3	2-2	1-3-4	1	2	0	3	7	
*at Drake	2	0-0	0-0	0-0	0-0-0	0	0	0	0	0	0
*S. ILLINOIS	DNP - Coach's Decision										
*at Wichita St.	2	0-1	0-1	0-0	0-0-0	0	0	0	0	0	0
*INDIANA ST.	DNP - Coach's Decision										
*at Missouri St.	11	1-2	0-1	0-0	1-2-3	0	1	0	0	0	2
*at UNI	DNP - Coach's Decision										
*MISSOURI ST.	1	0-0	0-0	0-0	0-0-0	0	1	0	0	0	0
*at S. Illinois	DNP - Coach's Decision										
*EVANSVILLE	DNP - Coach's Decision										
*CREIGHTON	DNP - Coach's Decision										
*at Illinois St.	2	0-0	0-0	0-0	0-0-0	0	0	0	0	0	0
*DRAKE	DNP - Coach's Decision										
*at Evansville	4	0-0	0-0	0-0	0-0-0	0	0	0	0	0	0
*ILLINOIS ST.	DNP - Coach's Decision										
*UNI	DNP - Coach's Decision										
*at Indiana St.	DNP - Coach's Decision										
DREXEL	5	0-0	0-0	0-0	0-1-1	0	0	0	0	0	0
*WICHITA ST.	DNP - Coach's Decision										
*at Creighton	DNP - Coach's Decision										
vs. Creighton	DNP - Coach's Decision										
vs. UNI	DNP - Coach's Decision										

2010-11 • Sophomore

Opponent	GS	M	FG	3FG	FT	Reb.	A	T	B	S	Pts
TEXAS A&M-K	18	0-3	0-3	0-0	0-3-3	1	3	0	0	0	0
N ILLINOIS	3	0-1	0-1	0-0	0-1-1	0	0	0	0	0	0
LMU	17	1-5	1-5	1-2	1-3-4	0	0	0	1	4	
vs USC	3	0-0	0-0	0-0	0-1-1	0	0	0	0	0	0
vs TCU	0+	0-0	0-0	0-0	0-0-0	0	0	0	0	0	0
E ILLINOIS	5	1-2	1-2	0-0	0-1-1	0	2	0	0	0	3
at W Carolina	3	0-1	0-0	0-0	0-0-0	0	0	0	0	0	0
UTAH	DNP - Coach's Decision										
at #1 Duke	4	1-2	1-2	0-0	0-0-0	0	0	1	0	0	3
JACKSON ST	11	1-4	1-4	0-0	0-2-2	0	1	0	1	3	
DETROIT	3	0-0	0-0	0-0	0-0-0	0	0	0	0	0	0
at Indiana St	DNP - Coach's Decision										
WICHITA ST	2	0-0	0-0	0-0	0-0-0	0	0	0	0	0	0
S ILLINOIS	DNP - Coach's Decision										
at Drake	4	0-1	0-0	0-0	1-0-1	0	1	0	0	0	0
at UNI	7	1-1	1-1	0-0	0-2-2	0	0	0	0	0	3
INDIANA ST	4	0-0	0-0	0-0	0-1-1	1	0	0	0	0	0
MISSOURI ST	DNP - Coach's Decision										
at Creighton	6	1-3	0-2	0-0	0-1-1	1	0	0	0	0	2
at Evansville	2	0-1	0-1	0-0	0-1-1	0	0	0	0	0	0
ILLINOIS ST	8	1-2	0-1	1-2	1-2-3	0	0	0	0	0	3
at Wichita St	11	2-4	0-2	0-0	0-1-1	0	1	0	0	0	4
CREIGHTON	4	0-0	0-0	0-0	0-1-1	0	0	0	0	0	0
at S Illinois	DNP - Coach's Decision										
at Missouri St	DNP - Coach's Decision										
EVANSVILLE	5	0-0	0-0	0-0	0-0-0	0	0	0	0	0	0
UNI	DNP - Coach's Decision										
at UT-Martin	6	2-4	1-2	0-0	1-0-1	1	0	0	0	0	5
at Illinois State	3	0-0	0-0	0-0	0-0-0	0	0	0	0	0	0
DRAKE	6	0-1	0-1	0-0	0-1-1	0	0	0	0	0	0
vs. Drake	8	2-2	1-1	1-2	0-0-0	0	0	0	1	6	
vs. Wichita St.	8	0-1	0-1	0-0	0-1-1	0	1	0	1	0	0

2011-12 • Junior

Opponent	GS	M	FG	3FG	FT	Reb.	A	T	B	S	Pts
UMKC	4	0-0	0-0	0-0	0-0-0	0	0	0	0	0	0
SEMO	DNP - Coach's Decision										
NORTH DAKOTA	DNP - Coach's Decision										
WOFFORD	0+	0-0	0-0	0-0	0-0-0	0	0	0	0	0	0
vs. Wisconsin	5	0-0	0-0	0-0	0-1-1	0	0	0	0	0	0
vs. Nevada	6	0-1	0-0	0-0	2-1-3	0	0	0	0	0	0
at Wyoming	DNP - US Citizenship Ceremony in Las Vegas										
NORTHEASTERN	8	1-3	1-2	0-0	0-1-1	0	1	0	1	3	
at G. Wash.	DNP - Coach's Decision										
at Drexel	5	2-3	0-0	1-1	0-1-1	0	0	0	0	0	5
W. CAROLINA	3	1-1	0-0	0-0	0-0-0	0	1	0	0	0	2
at Michigan	0+	0-0	0-0	0-0	0-0-0	0	0	0	0	0	0
WICHITA ST.	8	1-4	1-3	1-2	1-1-2	0	2	0	0	0	4
at Indiana St.	1	0-1	0-1	0-0	0-0-0	0	0	0	0	0	0
S. ILLINOIS	DNP - Coach's Decision										
CREIGHTON	DNP - Coach's Decision										
at Drake	DNP - Coach's Decision										
at Wichita St.	4	0-1	0-1	1-2	0-0-0	0	0	0	0	0	1
UNI	DNP - Coach's Decision										
at Evansville	6	0-0	0-0	0-0	0-0-0	0	0	0	0	1	0
MO. STATE	DNP - Coach's Decision										
at S. Illinois	1	0-0	0-0	0-0	1-1-2	0	0	0	0	0	0
at Creighton	DNP - Coach's Decision										
EVANSVILLE	2	0-0	0-0	0-0	0-1-1	0	0	0	0	0	0
at Illinois St.	1	0-0	0-0	0-0	0-0-0	0	0	0	0	0	0
INDIANA ST.	DNP - Coach's Decision										
at Missouri St.	DNP - Coach's Decision										
DRAKE	DNP - Coach's Decision										
LOYOLA (ILL.)	DNP - Coach's Decision										
at UNI	DNP - Coach's Decision										
ILLINOIS ST.	DNP - Coach's Decision										
vs. Drake	DNP - Coach's Decision										

2012-13 • Senior

Opponent	GS	M	FG	3FG	FT	Reb.	A	T	B	S	Pts
E. ILLINOIS	1	0-0	0-0	2-2	0-1-1	0	0	0	0	0	2
UT-PAN AM	1	0-0	0-0	0-0	0-0-0	0	0	0	0	0	0
at IUPUI	DNP - Coach's Decision										
at USF	3	0-0	0-0	0-0	0-0-0	1	0	0	0	0	0
UT-MARTIN	2	0-1	0-1	0-0	0-0-0	0	0	0	0	0	0
at C. Michigan	1	0-0	0-0	0-0	0-1-1	0	0	0	0	0	0
MICHIGAN	DNP - Coach's Decision										
GW	DNP - Coach's Decision										
GA SOUTHERN	2	0-1	0-0	1-2	1-1-2	0	0	0	0	0	1
MISS VALLEY	3	0-1	0-1	0-0	0-1-1	0	1	0	0	0	0
vs. Va Tech	1	0-0	0-0	0-0	1-0-1	0	0	0	0	0	0
vs. Portland	DNP - Coach's Decision										
DRAKE	DNP - Coach's Decision										
at S. Illinois	DNP - Coach's Decision										

CAREER GAME-BY-GAME STATS

2012-13 • Junior

Opponent	GS	M	FG	3FG	FT	Reb.	A	T	B	S	Pts
E. ILLINOIS	18	3-5	0-0	3-3	0-6-6	0	0	0	0	0	9
UT-PAN AM	21	3-9	0-0	3-4	3-5-8	0	2	0	0	0	9
at IUPUI	18	4-8	0-0	2-3	2-2-4	0	0	0	0	0	10
at USF	19	1-6	0-0	4-6	2-4-6	0	1	0	2	6	6
UT-MARTIN	17	1-1	0-0	0-0	3-2-5	0	1	0	0	0	2
at C. Michigan	21	8-11	0-0	1-1	3-1-4	0	0	0	1	17	17
MICHIGAN	27	5-8	0-0	0-0	1-1-2	0	0	0	0	0	10
GW	* 31	8-10	0-0	1-2	3-5-8	1	1	0	0	0	17
GA SOUTHERN	19	2-4	0-0	5-6	3-3-6	0	1	0	0	0	9
MISS VALLEY	19	2-4	0-0	0-0	2-2-4	0	1	1	1	4	4
vs. Va Tech	21	4-5	0-0	2-2	1-4-5	1	0	0	1	0	10
vs. Portland	16	1-2	0-0	0-0	1-2-3	0	1	0	1	2	2
DRAKE	24	1-6	0-0	1-3	2-0-2	1	1	0	1	3	3
at S. Illinois	* 24	4-7	0-0	3-4	1-1-2	0	0	0	1	11	11
WICHITA ST.	* 30	3-10	0-0	0-0	5-2-7	0	1	0	0	0	6
at Indiana St.											
at UNI											
S. ILLINOIS											
MO. STATE											
at Evansville											
at Wichita St.											
ILLINOIS ST.											
at Creighton											
EVANSVILLE											
UNI											
at Illinois St.											
INDIANA ST.											
at Drake											
at BracketBusters											
CREIGHTON											
at Mo. State											
vs. TBA											

SHAYOK SHAYOK

2011-12 • Freshman

Opponent	GS	M	FG	3FG	FT	Reb.	A	T	B	S	Pts
UMKC	* 15	0-3	0-1	1-4	2-1-3	0	0	0	0	0	1
SEMO	* 27	4-6	2-3	0-0	1-3-4	3	2	0	0	0	10
NORTH DAKOTA	* 11	0-2	0-0	0-0	0-1-1	0	1	0	1	0	0
WOFFORD	* 7	0-0	0-0	0-0	0-0-0	0	2	0	0	0	0
vs. Wisconsin	* 21	1-2	0-1	2-4	2-2-4	0	6	3	2	4	4
vs. Nevada	* 4	0-1	0-0	0-0	0-0-0	0	0	0	0	0	0
at Wyoming	* 22	1-5	0-0	0-0	3-2-5	0	2	0	0	0	2
NORTHEASTERN*	2	0-2	0-1	0-0	1-0-1	0	1	0	0	0	2
at G. Wash.	* 16	2-2	0-0	0-0	0-5-5	1	3	0	0	0	4
at Drexel	* 15	1-3	0-1	2-2	1-1-2	0	1	0	0	0	4
W. CAROLINA	* 16	4-7	0-0	0-1	1-1-2	0	0	0	0	0	8
at Michigan	* 33	5-13	0-2	0-2	1-7-8	1	1	0	0	0	10
WICHITA ST.	* 18	1-4	0-0	0-0	0-1-1	0	3	0	1	2	2
at Indiana St.	* 28	4-7	1-2	0-0	2-2-4	1	2	0	0	0	9
S. ILLINOIS	* 27	2-5	0-1	0-0	2-3-5	3	2	1	2	4	4
CREIGHTON	* 29	4-8	1-2	0-1	3-4-7	2	0	0	0	0	9
at Drake	* 23	1-4	0-1	0-0	0-2-2	1	5	0	0	0	2
at Wichita St.	* 25	3-10	0-2	0-0	2-2-4	0	1	0	1	6	6
UNI	* 23	0-1	0-1	4-6	1-2-3	1	0	0	0	0	4
at Evansville	* 21	1-3	0-0	0-3	2-2-4	2	4	1	2	2	2
MO. STATE	* 22	1-5	0-2	0-0	2-5-7	1	0	2	0	2	2
at S. Illinois	* 21	2-5	1-1	2-6	2-0-2	1	1	0	1	7	7
at Creighton	* 13	0-1	0-0	0-0	0-0-0	0	1	1	1	0	0
EVANSVILLE	* 14	0-2	0-0	1-2	1-1-2	0	1	1	0	1	0
at Illinois St.	19	1-4	0-1	0-0	1-2-3	0	4	1	0	0	2
INDIANA ST.	13	0-0	0-0	0-0	1-3-4	0	1	1	0	0	0
at Missouri St.	12	0-1	0-1	2-2	1-2-3	1	1	0	0	0	2
DRAKE	15	0-2	0-1	2-2	2-1-3	0	0	2	0	2	2
LOYOLA (ILL.)	15	1-4	0-1	0-0	0-0-0	0	1	0	0	0	2
at UNI	26	3-9	0-0	0-0	1-2-3	0	2	1	1	6	6
ILLINOIS ST.	* 23	2-6	0-0	0-0	2-2-4	1	1	0	0	0	4
vs. Drake	* 19	0-0	0-0	2-2	0-3-3	0	3	1	1	2	2

2012-13 • Sophomore

Opponent	GS	M	FG	3FG	FT	Reb.	A	T	B	S	Pts
E. ILLINOIS	6	0-0	0-0	0-0	0-1-1	0	0	0	0	0	0
UT-PAN AM	12	3-3	0-0	1-2	1-2-3	0	0	0	0	0	7
at IUPUI	1	0-0	0-0	0-0	0-0-0	0	0	0	0	0	0
at USF	8	0-0	0-0	1-2	0-0-0	0	0	0	0	0	1
UT-MARTIN	3	0-0	0-0	1-2	0-0-0	0	0	0	0	0	1
at C. Michigan	1	0-0	0-0	0-0	0-0-0	0	0	0	0	0	0
MICHIGAN	4	0-0	0-0	0-0	0-1-1	0	0	0	0	0	0
GW	9	2-3	0-0	0-0	0-0-0	0	1	0	1	4	4
GA SOUTHERN	6	1-2	0-0	2-3	1-1-2	0	0	0	0	1	4
MISS VALLEY	5	0-0	0-0	4-4	0-3-3	1	1	0	0	0	4
vs. Va Tech	3	0-0	0-0	0-0	0-1-1	0	0	1	0	0	0
vs. Portland	3	0-1	0-0	0-0	0-2-2	0	0	0	0	0	0
DRAKE	6	0-0	0-0	0-0	0-1-1	0	0	0	0	0	0
at S. Illinois	17	2-2	0-0	1-1	2-1-3	0	2	1	0	0	5
WICHITA ST.	21	2-5	0-0	0-0	2-1-3	0	1	0	2	4	4
at Indiana St.											
at UNI											
S. ILLINOIS											
MO. STATE											
at Evansville											
at Wichita St.											
ILLINOIS ST.											
at Creighton											
EVANSVILLE											
UNI											
at Illinois St.											
INDIANA ST.											
at Drake											
at BracketBusters											
CREIGHTON											
at Mo. State											
vs. TBA											

DYRICUS SIMMS-EDWARDS

2009-10 • Freshman

Opponent	GS	M	FG	3FG	FT	Reb.	A	T	B	S	Pts
at BYU	14	0-2	0-0	0-2	0-2-2	2	2	0	1	0	0
IDAHO STATE	23	4-5	1-1	3-4	0-2-2	2	2	1	1	12	12
WOFFORD	10	0-3	0-2	0-0	1-0-1	2	1	0	0	0	0
PRESBYTERIAN	15	1-2	0-1	3-4	0-2-2	2	1	0	0	0	5
vs. OK State	16	2-3	1-1	0-1	0-1-1	0	1	0	0	0	5
vs. Illinois	12	1-3	1-1	0-0	0-0-0	1	1	0	3	3	3
at N. Illinois	23	2-6	0-3	0-2	2-5-7	2	1	0	0	0	4
W. CAROLINA	21	2-4	1-1	3-6	1-3-4	1	0	0	1	8	8
LOYOLA	DNP										
at Iowa State	DNP										
*at Drake	DNP										
*S. ILLINOIS	DNP										
*at Wichita St.	DNP										
*INDIANA ST.	8	0-1	0-0	1-2	0-1-1	0	1	0	1	1	1
*at Missouri St.	17	2-5	0-1	3-5	1-1-2	2	0	0	0	0	7
*at UNI	23	1-3	0-1	0-0	1-2-3	3	2	0	2	2	2
*MISSOURI ST.	21	2-4	0-1	0-0	1-0-1	2	2	1	0	4	4
*at S. Illinois	23	3-7	2-3	0-0	1-2-3	0	1	1	2	8	8
*EVANSVILLE	24	1-4	0-2	0-0	0-1-1	3	1	0	0	0	2
*CREIGHTON	19	1-3	0-2	2-2	1-1-2	2	1	0	0	0	4
*at Illinois St.	31	2-9	0-2	3-4	1-3-4	2	1	0	3	7	7
*DRAKE	17	3-5	1-1	0-0	0-3-3	2	1	0	2	7	7
*at Evansville	21	1-4	0-1	0-0	1-1-2	2	4	0	1	2	2
*ILLINOIS ST.	24	1-4	0-1	2-2	0-1-1	2	0	0	0	0	4
*UNI	17	1-4	0-1	4-5	0-2-2	0	0	0	0	0	8
*at Indiana St.	25	6-12	2-2	0-0	2-0-2	4	3	0	1	14	14
DREXEL	* 32	3-6	1-2	1-2	0-4-4	1	4	0	1	8	8
*WICHITA ST.	* 24	3-5	2-3	2-2	0-1-1	2	3	0	0	10	10
*at Creighton	* 31	2-10	0-2	0-0	2-3-5	2	3	0	2	4	4
vs. Creighton	* 18	3-6	1-2	2-2	1-4-5	1	1	0	1	9	9
vs. UNI	* 26	1-3	0-1	0-0	0-2-2	2	1	0	2	2	2

2010-11 • Sophomore

Opponent	GS	M	FG	3FG	FT	Reb.	A	T	B	S	Pts
TEXAS A&M-K	* 30	5-9	1-3	2-6	1-4-5	6	4	0	2	13	13
N ILLINOIS	* 34	1-7	0-3	1-2	0-1-1	6	0	0	1	3	3
LMU	* 23	2-10	1-4	2-4	1-3-4	2	2	0	1	7	7
vs USC	* 17	0-2	0-1	0-0	0-0-0	3	4	0	1	0	0
vs TCU	* 21	1-3	0-1	1-1	0-2-2	2	2	0	0	0	3
E ILLINOIS	* 25	2-5	2-4	2-2	1-1-2	1	2	0	0	8	8
at W Carolina	* 25	3-6	0-1	1-1	0-2-2	2	0	0	1	7	7
UTAH	* 30	1-7	0-1	0-0	3-3-6	1	5	0	1	2	2
at #1 Duke	DNP										
JACKSON ST	DNP										
DETROIT	13	0-1	0-1	0-0	1-0-1	1	1	0	0	0	0
at Indiana St	27	6-8	0-1	1-1	0-1-1	1	2	0	0	13	13
WICHITA ST	* 31	6-10									

CAREER GAME-BY-GAME STATS

2011-12 • Junior

Opponent	GS	M	FG	3FG	FT	Reb.	A	T	B	S	Pts
UMKC	*	36	5-11	1-3	10-11	1-3-4	3	2	0	3	21
SEMO	*	31	5-11	1-3	2-4	0-3-3	3	2	1	0	13
North Dakota	*	36	4-11	2-6	0-2	0-1-1	3	3	0	2	10
Wofford	*	34	8-16	2-6	4-6	1-4-5	3	2	0	4	22
vs. Wisconsin	*	33	4-10	1-2	0-1	0-7-7	3	2	0	0	9
vs. Nevada	*	38	3-6	2-3	0-0	0-3-3	7	4	0	2	8
at Wyoming	*	28	2-8	0-4	3-4	0-2-2	1	5	0	2	7
Northeastern	*	32	5-7	3-4	6-7	0-3-3	3	5	0	2	19
at G. Wash.	*	32	1-7	1-5	1-2	1-1-2	4	2	0	3	4
at Drexel	*	33	2-9	0-3	0-0	0-5-5	6	4	1	3	4
W. Carolina	*	35	6-11	2-4	3-3	0-5-5	3	4	0	1	17
at Michigan	*	36	4-11	0-5	2-2	0-7-7	2	2	0	1	10
Wichita St.	*	28	1-8	1-4	1-2	1-2-3	1	2	0	3	4
at Indiana St.	*	35	3-13	2-6	6-8	0-5-5	4	3	0	0	14
S. Illinois		28	6-14	3-5	2-2	1-3-4	4	2	0	0	17
Creighton	*	33	5-16	3-8	1-2	1-2-3	2	1	2	0	14
at Drake	*	31	4-8	2-5	5-7	0-6-6	3	4	1	2	15
at Wichita St.	*	28	2-9	2-5	0-0	1-2-3	3	3	0	0	6
UNI	*	39	8-14	6-9	4-4	0-4-4	2	2	0	2	26
at Evansville	*	32	1-5	0-2	2-2	0-3-3	4	6	0	1	4
Missouri St.	*	35	1-8	1-4	0-0	0-1-1	4	3	0	0	3
at S. Illinois	*	34	3-10	1-4	6-9	1-4-5	3	1	0	1	13
at Creighton	*	38	7-16	4-7	1-2	0-6-6	4	4	0	2	19
Evansville	*	25	3-8	0-3	3-5	0-0-0	3	5	0	1	9
at Illinois St.	*	32	3-12	1-5	0-0	4-2-6	1	1	0	0	7
Indiana St.	*	29	0-4	0-0	5-6	0-2-2	1	1	0	1	5
at Missouri St.	*	36	6-13	4-7	2-2	1-5-6	2	1	0	0	18
Drake	*	33	2-12	0-5	1-3	0-4-4	1	2	0	0	5
Loyola-Chicago	*	33	3-12	1-6	2-2	1-4-5	1	2	0	0	9
at UNI	*	33	2-7	2-5	3-5	0-1-1	2	3	0	2	9
Illinois State	*	36	4-14	2-7	4-4	3-2-5	3	1	0	1	14
vs. Drake	*	37	5-12	1-5	3-5	0-3-3	3	2	0	3	14

2012-13 • Senior

Opponent	GS	M	FG	3FG	FT	Reb.	A	T	B	S	Pts
E. ILLINOIS	*	30	4-9	1-4	2-2	0-5-5	4	2	0	2	11
UT-PAN AM	*	31	4-10	1-3	2-3	4-3-7	4	2	0	4	11
at IUPUI	*	34	2-7	0-2	5-6	2-1-3	4	1	0	3	9
at USF	*	28	2-9	0-2	0-0	2-0-2	2	2	0	2	4
UT-MARTIN	*	27	2-6	0-3	7-9	2-4-6	4	1	0	4	11
at C. Michigan	*	33	6-10	0-3	2-2	0-4-4	4	0	1	2	14
MICHIGAN	*	34	3-6	1-4	2-3	0-0-0	4	2	0	3	9
GW	*	34	4-11	1-1	2-2	1-4-5	1	1	0	5	11
GA SOUTHERN	*	34	1-7	0-4	1-2	3-2-5	3	1	0	4	3
MISS VALLEY	*	29	3-8	1-3	2-2	1-3-4	8	2	0	3	9
vs. Va Tech	*	42	4-11	2-5	5-7	3-4-7	2	2	1	2	15
vs. Portland	*	39	6-12	1-6	2-3	0-4-4	2	1	0	2	15
DRAKE	*	37	8-14	2-5	2-3	0-2-2	2	3	0	8	20
at S. Illinois	*	37	4-11	1-5	2-2	1-6-7	4	1	0	1	11
WICHITA ST.	*	35	5-11	1-4	4-7	1-2-3	5	2	0	4	15
at Indiana St.											
at UNI											
S. ILLINOIS											
MO. STATE											
at Evansville											
at Wichita St.											
ILLINOIS ST.											
at Creighton											
EVANSVILLE											
UNI											
at Illinois St.											
INDIANA ST.											
at Drake											
at BracketBusters											
CREIGHTON											
at Mo. State											
vs. TBA											

NATE WELLS

2012-13 • Redshirt Freshman

Opponent	GS	M	FG	3FG	FT	Reb.	A	T	B	S	Pts
E. ILLINOIS	1	0-0	0-0	0-0	0-0-0	0	0	0	0	0	0
UT-PAN AM	1	0-0	0-0	0-0	0-0-0	0	0	0	0	0	0
at IUPUI											
at USF	4	1-1	0-0	0-1	1-0-1	0	0	0	0	0	2
UT-MARTIN	2	0-0	0-0	0-0	0-1-1	0	0	0	0	0	0
at C. Michigan											
MICHIGAN											
GW											
GA SOUTHERN	2	0-0	0-0	0-0	0-0-0	0	0	1	0	0	0
MISS VALLEY	9	1-1	0-0	0-0	0-2-2	0	0	0	0	0	2
vs. Va Tech											
vs. Portland											
DRAKE											
at S. Illinois	9	1-1	0-0	0-0	1-1-2	0	1	0	0	0	2
WICHITA ST.											
at Indiana St.											
at UNI											
S. ILLINOIS											
MO. STATE											
at Evansville											
at Wichita St.											
ILLINOIS ST.											
at Creighton											
EVANSVILLE											
UNI											
at Illinois St.											
INDIANA ST.											
at Drake											
at BracketBusters											
CREIGHTON											
at Mo. State											
vs. TBA											