

All-Americans

1967	Jeff Keller, DE (1st-AFC)
1972	Bobby Poss, OG (2nd-AP)
1975	Chris Hicks, OT (1st-AFC)
1976	Vincent Allen, RB (1st-AFC)
1983	Ed Martin, DE (1st-AFC)
1984	Wayne Davis, DB (1st-AFC)
1985	Vencie Glenn, DB (1st-AFC)
1986	Mike Simmonds, OT (1st-AFC)
1990	Charles Swann, WR (3rd-AP) Derrick Franklin, RB (3rd-AP)
1991	Derrick Franklin, RB (1st-WC, TSN; 2nd-AP, DHFG) Charles Swann, WR (HM-TSN, DHFG)
1992	David Wright, RB (2nd-AP)
1993	Shawn Moore, OG (1st-AFC; 3rd-AP)
1994	Dan Brandenburg, DT (1st-AFC; 2nd-AP, DHFG)
1995	Dan Brandenburg, DT (1st-TSN, AFQ; 3rd-AP; HM-DHFG) Chris Libaire, LB (2nd-DHFG) Tom Allison, PK (1st-DHFG)
1996	Richard Moss, LB (3rd-AP; HM-DHFG)
1997	Kyle Bibbs, OLB (3rd-DHFG) Joe Dunn, ILB (HM-DHFG) Robert High, FS (3rd-TSN, DHFG) Shannon Jackson, DT (3rd-DHFG)
1998	Troy Lefevra, DE (1st-DHFG) DeJuan Alfonzo, DB, RS (HM-DHFG)
1999	DeJuan Alfonzo, DB/RS (1st-AFCA, TSN; 3rd-AP) Shannon Jackson, DE (3rd-TSN)
2001	Richard Harris, DL (HM-DHFG) Terrance Miles, DB (HM-DHFG) Julian Reese, QB (HM-DHFG)
2002	Dietrich Lapsely, LB (2nd-DHFG) Soso Dede, KR (3rd-DHFG) Richard Harris, DL (3rd-DHFG)
2003	Kyle Mitchell, DE (3rd-DHFG)
2005	Jamie Petrowski (3rd-AP, 3rd-TSN)
2011	Shakir Bell (1st-AP, 1st-AFCA, 1st-TSN) Ben Obaseki (1st-AP, 3rd-TSN) Alex Sewall (2nd-TSN)
2012	Shakir Bell (3rd-AP, 2nd-TSN) Johnny Towalid (2nd-AP, 3rd-TSN)


Key Abbreviations: AFCA—American Football Coaches Association; AP—Associated Press; DHFG—Don Hansen's; TSN—Football Gazette; TSN—The Sports Network; WC—Walter Camp.

All-Missouri Valley Football Conference


1986	Mike Simmonds, OT Steve McKeel, DB Troy Johnson, LB Tim Cunningham, LB Chuck Standiford, P
1987	Pete Endre, OT Steve McKeel, DB Gary Cannon, WR
1988	Steve Elminger, WR Tori Vactor, RB Ken Hopp, LB Troy Mickens, DB
1989	Rodney Porter, TE Mark Bertram, DT
1990	Derrick Franklin, RB Charles Swann, WR
1991	Eric Christensen, LB Derrick Franklin, RB Charles Swann, WR
1992	Dyrrah Christon, NG David Wright, RB
1993	Dan Brandenburg, DT Von Ganaway, FS Tim Giebels, OT Shawn Moore, OG David Wright, RB
1994	Dan Brandenburg, DT Dustin Rusch, DT
1995	Dan Brandenburg, DT
1996	Dre Knox, DB Richard Moss, LB
1997	Robert High, FS Shannon Jackson, DT
1998	DeJuan Alfonzo, DB Troy Lefevra, DE
1999	DeJuan Alfonzo, DB Shannon Jackson, DE Troy Lefevra, DE
2001	Richard Harris, DE
2002	Richard Harris, DE Dietrich Lapsley, LB Soso Dede, KR
2003	Ryan King, TE Kyle Mitchell, DE
2004	Kyle Mitchell, DE
2005	Sam Logan, WR Kyle Mitchell, DE Jamie Petrowski, TE
2007	Shonda Faulkner, LB
2010	Darrius Gates, RB Brock Lough, FB Ben Obaseki, DE Alex Sewall, DB
2011	Aaron Archie, LB Shakir Bell, RB Alex Jones, TE Brock Lough, FB FN Lutz, OL Ben Obaseki, DL Alex Sewall, DB
2012	Shakir Bell, RB Aaron Archie, LB Ben Obseski, DE Johnny Towalid, DB Lucas Hileman, P

All-Missouri Valley Conference


1977	Vincent Allen, RB Don Jackson, DB	1983	Dan Maher, LB Bob Koehne, OT Rich Dawson, C Jeff Miller, QB Ed Martin, DE Quintin Mikell, LB Kevin Ramsey, DB
1978	Gary Gamen, DT John Allman, DB Kirk Wilson, WR Eddie Ruffin, WR George DeTella, OT Reggie Allen, QB Gerry Gluscic, DE John Allman, DB	1984	Wayne Davis, DB Steve Buxton, OG Rich Dawson, C Jeff Miller, QB Darrold Clardy, RB Scott Bridges, PK Doug Arnold, NG Brad Verdun, DT
1979	Hubert Moore, TE Eddie Ruffin, WR Mark Gradkowski, OG John Gaunt, DT Craig Shaffer, LB John Allman, DB	1985	Jeff Miller, QB Doug Arnold, NG Terry Bell, WR Vencie Glenn, DB Mike Simmonds, OG Kurt Bell, DE
1980	Hubert Moore, TE Kirk Wilson, WR Craig Shaffer, LB Walter Seaphus, NG Ed Martin, DE		




DeJuan Alfonzo




Reggie Allen




Steve Elmlinger



Derrick Franklin



Craig Schaffer



Kirk Wilson

All-Star Game Participants

- 1981**–Craig Shaffer, LB
(Blue-Gray)
- 1982**–Kirk Wilson, WR
(Senior Bowl)
- 1985**–Vencie Glenn, DB
(Blue-Gray)
- 1986**–Vencie Glenn, DB
(Senior Bowl)
- 1990**–Steve Elmlinger, WR
(Senior Bowl)
- 1992**–Charles Swann, WR
(Senior Bowl)
Charles Swann, WR
(Japan Bowl)
- 1995**–Dan Brandenburg, DT
(Blue-Gray)
- 1999**–DeJuan Alfonzo, DB
(All-Star Gridiron Classic)
- 2005**–Blayne Baggett, QB
(Magnolia Gridiron Classic)
LaDrelle Bryant, LB
(Magnolia Gridiron Classic)
- 2006**–Kyle Hooper, PK
(East Coast Bowl)
Madison Miller, DE
(East Coast Bowl)
Carl Berman
(Magnolia Gridiron Classic)
- 2010**–Darrius Gates
(FCS Senior Scout Bowl)
Pat Burke
(FCS Senior Scout Bowl)

Missouri Valley Football Conference Players Of The Year

- 1979**–Reggie Allen, QB (Offense)
Gerry Gluscic, DE (Defense)
- 1981**–Craig Shaffer, LB (Defense)
- 1984**–Jeff Miller, QB (Offense)
Wayne Davis, DB (Defense)
- 1985**–Jeff Miller, QB (Offense)
Vencie Glenn, DB (Defense)
- 1991**–Derrick Franklin, RB (Offense)
- 2011** - Shakir Bell, RB (Offense)

Missouri Valley Football Conference Coach Of The Year

- 1984**–Dennis Raetz
- 2010** - Trent Miles

Sycamores In The Pros

YEAR	PLAYER (POS.)	ROUND	Team Originally Signed With
1934	Ernie Zeller, OL	Free Agent	Toronto Argonauts (CFL)
1935	Charles Bush, QB	Free Agent	Pittsburgh Pirates
1967	John Truitt, WR	7th Round	Chicago Bears
1970	Jim Brumfield, RB	10th Round	New Orleans Saints
1973	Willie Lee, RB	12th Round	Pittsburgh Steelers
1974	Rick Murphy, DB	35th Round	Detroit Wheels (WFL)
1975	Ken Monroe, RB	17th Round	St. Louis Cardinals
1976	Larry Brumfield, DB	13th Round	San Francisco 49ers
1980	Tunch Ilkin, OL	6th Round	Pittsburgh Steelers
	Gerry Gluscic, OLB	Free Agent	Pittsburgh Steelers
1981	John Allman, DB	Free Agent	St. Louis Cardinals
1982	Craig Shaffer, LB	6th Round	St. Louis Cardinals
	Kirk Wilson, WR	Free Agent	New England Patriots
	Eric Robinson, RB	Free Agent	Minnesota Vikings
1983	Mike Johannes, P	Free Agent	St. Louis Cardinals
	James Banks, RB	Free Agent	Cleveland Browns
1984	Ed Martin, OLB	7th Round	Dallas Cowboys
	Kevin Ramsey, DB	Free Agent	Indianapolis Colts
	Walter Seaphus, DL	Free Agent	Indianapolis Colts
	Chris Delaplaine, OL	Free Agent	Dallas Cowboys
	Sam Suggs, DB	Free Agent	Baltimore Stars (USFL)
1985	Wayne Davis, DB	2nd Round	San Diego Chargers
	Steve Buxton, OL	8th Round	Chicago Bears
	Rick Dwenger, RB	Free Agent	Indianapolis Colts
	Rich Dawson, OL	Free Agent	St. Louis Cardinals
	Darold Clardy, RB	Free Agent	Saskatchewan (CFL)
1986	*Vencie Glenn, DB	2nd Round	New England Patriots
	Jeff Miller, QB	Free Agent	Chicago Bears
	Terry Bell, WR	Free Agent	Montreal (CFL)
	Bobby Boyce, OLB	Free Agent	St. Louis Cardinals
1987	Troy Johnson, LB	Free Agent	New York Jets
	Jeff Rebhan, OL	Free Agent	St. Louis Cardinals
	Mike Simmonds, OL	10th Round	Tampa Bay Buccaneers
	Tim Cunningham, LB	Free Agent	New Orleans Saints
1988	Keith Mullen, DB	Free Agent	Atlanta Falcons
1989	Darrow Ramsey, WR	Free Agent	Saskatchewan (CFL)
1990	Lavent Blaylock, DB	Free Agent	Seattle Seahawks
	Steve Elmlinger, WR	Free Agent	Chicago Bears
1991	Kip Beach, OL	Free Agent	New York Jets
	John Story, WR	Free Agent	Denver Broncos
1992	Anthony Booker, OT	Free Agent	Green Bay Packers
	Doug Dutton, DT	Free Agent	Phoenix Cardinals
	Derrick Franklin, RB	Free Agent	Indianapolis Colts
	Charles Swann, WR	12th Round	New York Giants
1993	Byron Porter, OLB	Free Agent	Shreveport (AFL)
1994	John Bock, C	Free Agent	Buffalo Bills
1995	Dan Brandenburg, DE	7th Round	Buffalo Bills
	Omari Mangrum, OT	Free Agent	Jacksonville Jaguars
	David Wright, RB	Free Agent	Montreal (CFL)
2001	DeJuan Alfonzo, DB	Free Agent	Indianapolis (AFL)
	Sylvester Moore	Free Agent	Montreal (CFL)
2003	Richard Harris, DT	Free Agent	Tennessee Titans
2004	Matt Griebel, OL	Free Agent	Indianapolis Colts
2006	Jamie Petrowski	Free Agent	Tennessee Titans
	LaDrelle Bryant	Free Agent	Calgary (CFL)
	Carl Berman	Free Agent	Washington Redskins
2007	Bill McGrath	Free Agent	Hamilton Tiger Cats (CFL)
2009	Bill McGrath	6th Round	Indianapolis Colts
2010	Donye McCleskey	Free Agent	Indianapolis Colts
2012	Justin Hilton	Free Agent	Tennessee Titans
	Brock Lough	Free Agent	Cincinnati Bengals
	Ronnie Fouch	Free Agent	Chicago Bears
2013	Ben Obaseki	Free Agent	Green Bay Packers
	Johnny Towalid	Free Agent	Saskatchewan (CFL)

BOLD INDICATES ACTIVE IN 2013

A		Bash		Bowman, Eric		C		Coates, Edwin	
Adams, Dave	1946	Bashir, Zakee	1904, 1907, 1909	Bowser, Joe	2001, 2002	Cabell, Aloys	1949	Coats, Carlton	1958
Aguiar, Phillip	1997, 1998	Baskerville, Rahsaan	2011, 2012	Bowser, Wayne	1988	Cage, Dick	1976, 1977, 1978	Coats, Jack	1963, 1964, 1965
Ahbrand, Kevin	1980, 1981	Baskerville, Sharif	1992, 1993, 1994, 1995	Boyce, Bobby	1937, 1938, 1939	Cage, Jerry	1976	Cobb, Leon	1940, 1946
Albano, Joe	1978, 1979	Bates, Dan	1965, 1966, 1967	Boyd, William	1981, 1983, 1984, 1985	Cahal, Ernest	1907	Cobbins, Errol	1979, 1980
Albright, Aaron	1923, 1925	Bays, Bill	1951, 1956	Boyd, Tyler	2010, 2011, 2012	Cahoon, Robert	1961	Cocanower, Mike	1973, 1974, 1975
Albright, Bob	1978	Beach, Joe	1961, 1962	Boyer, David	1951	Caldwell, Sha	1996, 1997	Cochran, Fredrick	1927
Albright, Cy	1928, 1929	Beach, Kip	1988, 1989, 1990	Boyle, James	1939	Calloway, Jim	1973, 1974	Cochran, Matthew (Mgr.)	1994
Albright, David	1934	Beaman, Dennis	1975	Bracey, James	1963, 1964	Calvert, Jerry	2008, 2009	Cochran, Tony	1920, 1921
Albright, Harold	1927	Bear, Charles	1988	Bradbury, Jack	1938, 1939, 1940	Calvi, Nick	1977	Cochran, Tuffy	1928, 1929
Albright, Tom	1982, 1983, 1984, 1985	Beasley, Kent	1988	Braden, James	2001, 2002, 2003, 2004	Camastro, Carl	1969, 1970, 1971	Coffey, Bob	1974, 1975
Albrinck, Tony	1998, 1999, 2000, 2001	Beasley, Ron	1979, 1980, 1981	Bradfield, Andrew	1994	Campbell, Bill	1920, 1921	Cofield, Tony	1977
Aldridge, Bill	2009	Beatty, Robert	1990	Brady, Bob	1947, 1948	Campbell, Ed	1979, 1980, 1981, 1982	Cogar, Dan	1977
Alexander, Charles	1993, 1994, 1995, 1996	Beauchamp, Thomas	1941	Brake, Jack	1961, 1962, 1963	Campbell, Jeff	1981, 1982, 1983, 1985	Cohen, Ervin	1942, 1946, 1947, 1948
Alexander, Chris	2007	Beaver, Ray	1979	Brammer, Lowell	1933, 1934	Campbell, Kevin	2001	Cohoon, Bob	1960
Alfonzo, DeJuan	1996, 1997, 1998, 1999	Bechtol, Steve	1975, 1976	Brandenburg, Dan	1992, 1993, 1994, 1995	Campbell, Matt	1985, 1986, 1987, 1988	Cole, Greg	1977
Allen, Dennis	1995, 1996	Beck, Paul	1925, 1926, 1927	Brandenburg, Steve	1960, 1961	Campbell, Nate	1998	Cole, Matt	1984, 1985, 1986, 1987
Allen, David	1980, 1981, 1982, 1984	Beckham, Rolland	1961, 1962, 1963	Brandon, Chuck	1972	Campbell, Robert	1941	Cole, Sonny	1987
Allen, Gene	1998	Beckwith, Dick	1930	Brandon, Walter	1985, 1986, 1987	Cannon, Dean	1949	Coleman, Gilbert	1940, 1941, 1942
Allen, John	1962, 1963, 1964	Beech, Joe	1960	Branson, Clythel	2000, 2001, 2002, 2003	Cannon, Gary	1984, 1985, 1986, 1987	Coleman, Russell	2003, 2004, 2005
Allen, Milt	1970, 1971, 1972	Beeler, Bob	1987	Brantley, Mike	1975, 1976, 1977, 1978	Cannon, Lenny	1970, 1971, 1972	Collins, John	1939
Allen, Ray	1990, 1991, 1992	Beers, Phil	1969, 1970, 1971	Brantner, Tom	1972, 1973, 1974	Cantrell, Ken	1975, 1976, 1977	Collier, DeNorvell	1979, 1980, 1981
Allen, Reggie	1978, 1979, 1980, 1981	Beery, Jim	1964, 1965, 1966	Brasker, Jim	1965	Capatina, Nick	1951, 1952	Collins, Brady	2012
Allen, Royce	1975, 1976, 1977	Bejcek, Don	1974, 1975	Brautigam, Ralph	1976, 1977	Cappel, Dean	1969	Collins, Don	1952, 1953
Allen, Vincent	1973, 1974, 1975, 1977	Belcher, Bob	1957, 1958	Brennan, Don	1944	Cappel, Marvin	1968	Collins, Justin	2007
Allison, Ed	1987, 1988, 1989, 1990	Beleslin, Bill	1961, 1963	Brent, John	1987	Capretta, Ryan	1997, 1998	Collins, Scott	1996, 1997
Allison, Tom	1992, 1993, 1994, 1995	Bell, Curt	1982, 1983, 1984, 1985	Brewer, John	1972, 1973, 1974	Card, John	1963	Collins, Winfield	1902, 1907
Allman, John	1977, 1978, 1979, 1980	Bell, Fred	1977, 1978, 1979, 1981	Brewer, Tony	1988, 1989, 1990, 1991	Carlson, Sidney	1932	Comer, Richard	1952, 1953, 1954, 1955
Alo, Rocky	2004, 2005	Bell, John	1990	Brice	1898	Carmichael, Jeff	1983	Comer, Rick	1989, 1990
Altonito, Richard	1965	Bell, Jonathan	2002	Brice, Mark	1983, 1984, 1985	Carpenter, Bob	1946	Connelly, John	1963, 1964, 1965
Altonito, Robert	1965	Bell, Richard	2001, 2002	Bridge, Bill	1945	Carpenter, Jacob	2005, 2006, 2007	Conrad, Guy	1930, 1931
Alvey, Chris	1988, 1989	Bell, Shakir	2010, 2011, 2012	Bridges, Scott	1983, 1984, 1985	Carpenter, Jim	1945	Conway, John	1965
Alvey, Doug	1989	Bell, Terry	1982, 1983, 1984, 1985	Bridgewater, Brian	1989, 1990, 1991, 1992	Carpenter, Ron	1974, 1975, 1976	Cook, C.J.	2008, 2009, 2010
Ames, Chad	1996, 1997	Bell, Tony	1980	Bridgewater, Bruce	1989, 1990, 1991, 1992	Carr, Rick	1973, 1974, 1975	Cook, Tindolph	1927, 1928, 1929
Anderson, Brent	1960, 1961, 1962	Belt, Carl	1943	Briggs, Joe	1988, 1989	Carrera, Pete	1961	Cooper, Brent	1997, 1998
Anderson, David	1978, 1979, 1980, 1981	Benhams, William	1925	Bright, Jordan	2009, 2010, 2011, 2012	Carroll, Maris	1981	Cooper, Eugene	1939, 1940
Anderson, Jack	1984	Bennett, William	1963, 1964, 1965	Brill, Paul	1950	Carroll, Jerome	1964	Cooper, Tom	1988
Anderson, Richard	1979, 1980	Benney, John	1976, 1977	Brillhart, Tom	2001, 2002, 2003, 2004	Carroll, Jerry	1965	Copridner, Randy	1962
Anderson, Trent	1988, 1989	Bergmeier, Mike	1990	Brines, David	1952, 1953, 1954, 1955	Carter	1897	Coopwood, Ken	1986, 1987
Anderson, Walter	1987, 1988	Berk, Jay	1971, 1972, 1973	Brooks, Michael	1999, 2000	Carter, Larry	2008, 2009, 2010, 2011	Cope, Jeff	1983
Angyus, Joe	1977, 1978, 1979, 1980	Berkley, Ron	1986	Brooks, Troy	1988, 1989	Carter, LaVon	2009	Copeland, E. Gordon	1920, 1921
Ankney, Glen	1959	Berman, Carl	2003, 2004, 2005, 2006	Brown	1934	Carter, Tim	1988, 1989, 1990	Cordell	1923
Antoninni, Arveno	1937	Berman, David	1988	Brown, Antoine	2008, 2009	Cartwright, Phil	1937	Cordell, Nick	1969, 1970, 1971
Anweiler, Brandon	2004	Berta, John	1967	Brown, Arvine	1925	Casey, Darrell	1959, 1960, 1961	Cordes, Bud	1951
Arbogast, Dan	1973, 1974	Bertram, Mark	1986, 1987, 1988, 1989	Brown, Baxter	1976, 1977	Cashaw, Albert	1956	Corey, Gabe	1976, 1977
Archie, Aaron	2009, 2010, 2011, 2012	Beste, Matt	2002, 2003, 2004, 2005	Brown, Bob	1946	Cashaw, Charles	1954, 1955, 1956	Correal, Joseph	1963, 1964, 1965
Archie, Scooter	2004, 2005, 2006	Betofe, Verlain	2006, 2007	Brown, Brian	1987, 1988, 1989	Cassell, Scott	2005, 2006	Correll, Nolan	1937
Arges, Jim	1970	Bettag, Alex	2008, 2009, 2010, 2011	Brown, Buck	1961	Cassidy, John	1969	Corrigan, Ed	1943
Armstrong, Robert	1944	Biancetta, W.	1944	Brown, Clinton	1941, 1942	Castaneda, Tony	1972	Corsaro, Greg	1983, 1984, 1985, 1986
Arnold, Dennis	1974	Bibbs, Junius	1934, 1935, 1936	Brown, Gary	1970, 1971	Cauble, Christopher	1905	Cosby, R.	1964
Arnold, Doug	1982, 1983, 1984, 1985	Bibbs, Kyle	1994, 1995, 1996, 1997	Brown, Gary	1976, 1977	Cavanaugh, Charlie	1931	Costello, Paul	1966
Arzumian, John	1951, 1952, 1953	Bicanic, Mike	1942	Brown, Greg	1978	Cave, Bob	1958, 1959, 1960	Costolo, Mike	1969, 1970, 1971
Asher, Bill	1920, 1921	Bichey, Corey	2008, 2009, 2010, 2011	Brown, Jack	1943	Cavenaugh, Charles	1932	Cougill, Joe	1971, 1972, 1973
Ashley, Winston	1920, 1921	Bidwell, Steve	1982, 1983, 1984, 1985	Brown, Jack	1950, 1951, 1952, 1953	Cerasani, Tom	1993, 1994	Coveliers, Jim	1986, 1987, 1988
Ashworth, Capt. George	1934	Bierbrauer, Chalky	1930	Brown, Jamar	2012	Chadwick, James	1939, 1940, 1941	Cox, Anthony	1990
Aspy, William	1944	Biggs, Neal	1998, 1999, 2000	Brown, Jim	1960, 1964, 1965	Chambers, Merle	1928, 1929, 1930	Cox, Bill	1986, 1987, 1988, 1989
Athey, Jeff	1976, 1977, 1978	Bingham, Cecil	1926	Brown, Larry	1993, 1994, 1995, 1996	Champion, RaShawn	2003	Cox, Caleb	2012
Atkinson, Gil	1931, 1932	Bird, Immann	1909	Brown, Nate	2007, 2008, 2009, 2010	Chapman, Tom	1980, 1981, 1982	Cox, Donald	1987, 1988, 1990, 1991
Attonito, Rich	1964, 1966, 1967	Bizik, Dan	1967, 1968	Brown, Oren	1927	Chastain, James	1934	Cox, James	1951, 1952, 1953, 1954, 1955
Attonito, Robert	1964, 1965, 1966	Black, Damien	2005	Brown, Orval	1954, 1955	Cheatham, Daniel	1995, 1996	Cox, Kevin	1995, 1996
Austin, Corey	1988	Black, Leonard	1937, 1939	Brown, Richard	1965	Cheeseborough, George	2010, 2011, 2012	Crafton, Dan	1978, 1979, 1980, 1981
Austin, Gary	1959, 1961	Blackburn, James	1986, 1987	Brown, Robert	1942	Chenoweth	1897	Craig, Reece	2008, 2009
		Blackmon, Andrew	2009	Brown, Steve	1984, 1985, 1986, 1987	Chernay, John	1950	Cramer, Wayne	1964
		Blackwell, Mike	1968, 1969, 1970	Brown, William	1942, 1943, 1944	Chernay, Steve	1960, 1961	Crampton	1897
		Blain, Herbie	2002, 2003, 2004	Brumfield, A.G.	1901	Cherry, Rocco	1987, 1988, 1989	Craney, Lew	1927, 1928, 1929
		Blair, Bob	1962	Brumfield, Jim	1967, 1969	Chester, Bob	1946, 1947, 1948	Cramer, Greg	1975, 1976
		Blakey, Mark	1984, 1985, 1986, 1987	Brumfield, Larry	1972, 1973, 1974, 1975	Chestnut, George	1931, 1932	Crenshaw, Scott	1991, 1992, 1993, 1994
		Blane, Matt	1974, 1975, 1976	Brumley, Chuck	1988	Chestnut, Jeff	1926	Crist, W.	1944
		Blaylock, Lavent	1985, 1986, 1987, 1988	Bruno, Jim	1949	Chestnut, James	1984, 1985, 1986, 1987	Crites, Ward	1927, 1928, 1929
		Bledsoe, Bynus	1927	Bruns, Frank	1945	Chezem, Bill	1957	Cromling, Dale	1971, 1972
		Blessing, Edgar	1898	Bryant, LaDrelle	2004, 2005	Chitwood, Jerry	1966, 1967, 1968	Cromwell, Ray	1905, 1907
		Blessinger, Craig	1989	Bryce, William	1904	Christensen, Eric	1988, 1989, 1990, 1991	Cross, Larry	1978, 1979, 1980, 1981
		Blood, Charley	1945	Bryson, Mark	1979, 1980, 1981, 1983	Christensen, Kirk	1990, 1991, 1992, 1993	Crowder, Chris	1993, 1994, 1995, 1996
		Blue, Bruce	2003, 2004	Buchanan, Kevin	1984, 1985, 1986	Christian, Daryl	1979, 1980, 1981	Crossland, Frank	1968, 1969, 1970
		Blunk, Cory	2003, 2004, 2005, 2006	Buck, Bill	1960	Christie, Pat	1986, 1987, 1988, 1989	Crutchfield, Walter	1986, 1987, 1988, 1989
		Boardman, Matt	1988, 1989, 1990, 1991	Buckner, Audris	1928, 1929	Christon, Dyrroh	1990, 1991, 1992	Culpepper, Sonny	1995
		Bobbe, Brett	1987, 1988	Budd, George	1933, 1934, 1935, 1936	Christon, Jason	1992	Cummins, Bob	1975, 1976
		Bock, John	1993	Budreau, Paul	1949	Churchil, Coleridge	1938, 1939	Cundiff, Billy	1990
		Bogie, Henry	1920, 1921	Bullock, Anthony	2006	Churchill, Lin	1986	Cunningham, Damien	2002, 2003
		Boltinghouse, Robert	1998, 1999, 2000, 2001	Bullock, Marvin	1987, 1988, 1989, 1990	Cisna, Edmund	1937, 1938	Cunningham, Larry	1963, 1964, 1965
		Bohmeyer, Charles	1950	Bundalo, Dave	1972, 1973, 1974	Clancy, Kevin	1983, 1984, 1985, 1986	Cunningham, Tom	1983, 1984, 1985, 1986
		Bond, Jerrelle	2007	Burgess, Bill	1954, 1955	Clardy, Darrold	1981, 1982, 1983, 1984	Curley, Dan	1983, 1984, 1985, 1986
		Bonney, Keith	1981, 1982, 1983	Burke, Pat	2006, 2007, 2008, 2009, 2010	Clark	1897	Curtis, Joe	1939
		Bonomo, Frank	1942	Burks, Mel	1974, 1975	Clark, Damon	1990, 1991, 1992, 1993		
		Booker, Anthony	1988, 1989, 1990, 1991	Burnett, Calvin	2010, 2011, 2012	Clark, Dave	1972, 1973, 1974		
		Boomer, Ken	1951	Burns, Bob	1976	Clark, Don	1958, 1959, 1960		
		Boran, Mike	1947, 1948	Burns, Mike	1976	Clark, Joe	1945		
		Borchers, Evan	2008, 2009, 2010, 2012	Burns, Milton	1949	Clark, Ken	1977, 1978		
		Bordenet	1923	Burosh, David	1958	Clarkson, Bill	1946		
		Borosky, Pete	1977	Busch, David	1989, 1990, 1991, 1992	Clayborn, Carl	1982		
		Borton, Richard	1965, 1966	Bush, Charles	1933, 1934	Clayton, Marques	1997, 1998, 1999, 2000		
		Boster, Mark	1982, 1983, 1984, 1985	Bush, John					

Total Offense

OFFENSIVE PLAYS

Most Offensive Plays, Career

1,425 Jeff Miller (7,559 yards), 1982-85

Most Offensive Plays, Season

547 Blayne Baggett (2,814 yards), 2005

Most Offensive Plays, Game

66 Jeff Miller (269 yards) vs. Illinois State, Nov. 16, 1985
Blayne Baggett (294 yards), at Murray St., Sept. 17, 2005

TOTAL YARDS

Most Total Offensive Yards, Career

7,559 Jeff Miller (1,425 plays), 1982-85

Most Total Offensive Yards, Season

3,006 Blayne Baggett (547 plays), 2005

Most Total Offensive Yards, Game

416 Blayne Baggett at Missouri St., (58 plays), Oct. 29, 2005

Rushing

ATTEMPTS

Most Rushing Attempts, Career

832 Vincent Allen (4,335 yards), 1973-77

Most Rushing Attempts, Season

318 Derrick Franklin (1,505 yards), 1991

Most Rushing Attempts, Game

43 Milt Allen vs. Butler, 1971
Derrick Franklin vs. Illinois State (167 yards), Nov. 3, 1990

NET YARDS RUSHING

Most Rushing Yards, Career

4,335 Vincent Allen (832 att.), 1973-77

Most Rushing Yards, Season

1,670 Shakir Bell (230 att.), 2011

Most Rushing Yards, Game

349 Shakir Bell (23 att.) vs. Drake, Sept. 15, 2012

AVERAGE YARDS PER ATTEMPT

Best Average Per Rushing Attempt, Career (min. 200)

6.39 Shakir Bell (594/3,794), 2010-12

Best Average Per Rushing Attempt, Season (min. 100)

7.26 Shakir Bell (230/1,670), 2011

100-YARD RUSHING GAMES

Most 100-Yard Rushing Games, Career

26 Vincent Allen, 1973-77

Most 100-Yard Rushing Games, Season

10 Derrick Franklin, 1991

Most Consecutive 100-Yard Rushing Games, Career

14 Vincent Allen, 1973-74

Passing

ATTEMPTS

Most Passes Attempted, Career

1,016 Jeff Miller (555 comp.), 1982-85

Most Passes Attempted, Season

473 Blayne Baggett (284 comp.), 2005

Most Passes Attempted, Game

58 Blayne Baggett at Murray State (33 comp.), Sept. 17, 2005

PASS COMPLETIONS

Most Pass Completions, Career

555 Jeff Miller (1,016 att.), 1982-85

Most Pass Completions, Season

284 Blayne Baggett (473 att.), 2005

Most Pass Completions, Game

33 Blayne Baggett at Murray State (58 att.), Sept. 17, 2005

INTERCEPTIONS

Most Interceptions Thrown, Career

46 Reggie Allen, 1978-81

Most Interceptions Thrown, Season

18 John Stites, 1990

Most Interceptions Thrown, Game

6 Reggie Allen vs. Tulsa, Nov. 8, 1980

NET PASSING YARDS

Most Passing Yards, Career

6,448 Jeff Miller (555/1,016), 1982-85

Most Passing Yards, Season

2,741 Blayne Baggett (284/473), 2005

Most Passing Yards, Game

396 Blayne Baggett, at Missouri St., (32/48), Oct. 29, 2005

COMPLETION PERCENTAGE

Highest Completion Percentage, Career (min. 100 comp.)

.600 Blayne Baggett (284/473), 2005

Highest Completion Percentage, Season (min. 75 comp.)

.600 Blayne Baggett (284/473), 2005

Highest Completion Percentage, Game (min. 10 comp.)

.882 Ronnie Fouch (15/17) vs. Quincy, Oct. 2, 2010

TOUCHDOWN PASSES

Most Touchdown Passes, Career

40 Jeff Miller, 1982-85

Most Touchdown Passes, Season

20 Ronnie Fouch, 2010

Most Touchdown Passes, Game

5 Jeff Miller vs. Western Illinois, Oct. 19, 1985

CONSECUTIVE COMPLETIONS

Most Consecutive Completions, Game

11 Jeff Miller (117 yards) vs. W. Illinois, Oct. 19, 1985

Receiving

RECEPTIONS

Most Receptions, Career

196 Sam Logan (2,385 yards), 2003-2006

Most Receptions, Season

77 Sam Logan (849 yards), 2005

Most Receptions, Game

17 Sam Logan (151 yards) at Murray State, Sept. 17, 2005

Most Consecutive Games with a Reception

20 Bryant Kent, 2009-10

YARDS

Most Receiving Yards, Career

2,385 Sam Logan (196 rec.), 2003-06

Most Receiving Yards, Season

1,071 Steve Elmlinger (51 rec.), 1988

Most Receiving Yards, Game

319 Bill Griffith vs. Evansville, 1955

AVERAGE YARDS PER RECEPTION

Most Yards Per Reception Avg., Career (min. 40)

20.0 Kirk Wilson (84-1,679), 1978-81

Most Yards Per Reception Avg., Season (min. 20)

22.0 Kirk Wilson (25-550), 1979

TOUCHDOWN RECEPTIONS

Most Touchdown Receptions, Career


15 Joe Downing, 1982-85

Most Touchdown Receptions, Season

8 Steve Schmid, 1968

Most Touchdown Receptions, Game

3 Chris Johnson vs. Illinois State, Oct. 18, 1986



Tom Allison

Demetrius Dowler vs. Northern Iowa, Nov. 9, 1991
James Braden at Missouri State Oct. 20, 2001

All Purpose

ALL-PURPOSE PLAYS

Most All-Purpose Plays, Career

940 Vincent Allen (5,435 yards), 1973-77

Most All-Purpose Plays, Season

320 Derrick Franklin (1,519 yards), 1991

TOTAL NET YARDS

Most All-Purpose Yards Gained, Career

5,435 Vincent Allen (940 plays), 1973-77

Most All-Purpose Yards Gained, Season

2,014 David Wright (254 plays), 1992

AVERAGE YARDS PER PLAY

Most Yards Per Play Average, Career (min. 300)

5.78 Vincent Allen (940/5,435), 1973-77

Most Yards Per Play Average, Season (min. 150)

7.93 David Wright (254/2,014), 1992

Scoring

POINTS SCORED

Most Points Scored, Career

221 Kyle Hooper (42 FG/86 PAT), 2003-06

Most Points Scored, Season

116 Darrius Gates (19 TD/1 2PAT), 2010

Most Points Scored, Game

30 Darrius Gates (5 TD) vs. South Dakota St., Oct. 30, 2010

TOUCHDOWNS

Most Touchdowns Scored, Career

33 Vincent Allen 1973-77

Most Touchdowns Scored, Season

19 Darrius Gates, 2010

Most Touchdowns Scored, Game

5 Darrius Gates vs. South Dakota State, Oct. 30, 2010

FIELD GOALS

Most Field Goals Made, Career

42 Kyle Hooper, (59 att.) 2003-06

Most Field Goals Made, Season

18 Tom Allison, 1995

Most Field Goals Made, Game

4 Joe Stellern (4 att.) vs. S. Illinois, Oct. 11, 1980
Dennis Teegarden (4 att.) vs. E. Illinois,

Oct. 16, 1982
 Tom Allison (4 att.) at Illinois State,
 Sept. 24, 1994
 Mike Megyesi (4 att.) vs. WIU, Oct. 23, 1999
 Kyle Hooper (5 att.) vs. EIU, Sept. 11, 2004

Most Field Goals Attempted, Career
 59 Kyle Hooper, 2003-06

Most Field Goals Attempted, Season
 23 Tom Allison (18 made), 1995

Most Field Goals Attempted, Game
 5 Kyle Hooper, vs. Eastern Illinois
 Sept. 11, 2004

Highest Field Goal Percentage, Career (min. 10)
 .789 Tanner Fritschle, (15/19) 2011-12

Highest Field Goal Percentage, Season (min. 5)
 .833 Tanner Fritschle (15/18), 2012

Longest Field Goal, Game
 55 Dave Vandercook vs. Drake, Oct. 14, 1978

PATs BY KICKING

Most PATs Made By Kicker, Career
 87 Scott Bridges, (90 att.) 1983-85

Most PATs Made By Kicker, Season
 39 Cory Little (45 att.), 2010

Most PATs Made By Kicker, Game
 9 Mike Megyesi (9 att.) vs. Southern Illinois,
 Nov. 6, 1999
 Tom Allison (9 att.) vs. W. Virginia Tech,
 Sept. 17, 1994
 Steve Krieger (9 att.) vs. Glenville, St.,
 Oct. 17, 1992

Most PATs Attempted By Kicker, Career
 94 Mike Megyesi (83 made), 1999-2002


Most PATs Attempted By Kicker, Season
 45 Cory Little (39 made), 2010

Most PATs Attempted By Kicker, Game
 9 Mike Megyesi (9 made) vs. Southern
 Illinois, Nov. 6, 1999
 Steve Krieger (9 made) vs. Glenville,
 St., Oct. 17, 1992
 Tom Allison (9 made) vs. W. Virginia
 Tech, Sept. 17, 1994

Highest PAT Percentage By Kicking, Career
 (min. 30)

.989 Kyle Hooper, (85/86) 2003-06

Highest Field Goal Percentage, Season (min. 12)
 1.000 Scott Bridges (38/38), 1982



Dre Knox

Most Consecutive PAT Conversions By Kicking, Career
 80 Scott Bridges, 1983-85

Most Consecutive PAT Conversions By Kicking, Season
 38 Steve Krieger, 1984

Punting

PUNTS

Most Punts, Career
 261 Bill Edwards (10,372 yards), 1975-78

Most Punts, Season
 83 Bill Edwards (3,311 yards), 1978

Most Punts, Game
 12 Jim Shaughnessy (438 yards),
 vs. E. Michigan, Oct. 4, 1969

Craig Hamblet (453 yards),
 vs. Akron, Oct. 17, 1970

PUNTING YARDS

Most Punting Yards, Career
 10,372 Bill Edwards (261 punts), 1975-78

Most Punting Yards, Season
 3,311 Bill Edwards (83 punts), 1978

Most Punting Yards, Game
 473 Pat Jordan (10 punts) at Missouri St., Nov. 1,
 2003

Longest Punt
 80 Jim Shaughnessy vs. E. Michigan,
 Oct. 4, 1969

PUNTING AVERAGE

Highest Avg. Yards Per Punt, Career (min. 75)
 43.4 Lucas Hileman (100/4,341), 2011-12

Highest Avg. Yards Per Punt, Season (min. 30)
 44.1 Lucas Hileman (62/2,736), 2012

Highest Avg. Yards Per Punt, Game (min. 10)
 47.3 Pat Jordan (10/473) at Missouri State,
 Nov. 1, 2003

Punt Returns

PUNT RETURN YARDS

Most Punt Return Yards, Career
 782 Larry Scally (69 returns), 1993-96

Most Punt Return Yards, Season
 517 Larry Scally (42 returns), 1996

Most Punt Return Yards, Game
 147 Larry Scally (5 returns) vs. St. Joseph's,
 Sept. 21, 1996

AVERAGE YARDS PER RETURN

Highest Average Yardage Per Punt Return, Career (min. 40)

13.5 DeJuan Alfonso (40-539), 1996-99

Highest Average Yardage Per Punt Return, Season (min. 10)

20.1 Keith Herron (10-201), 2000

PUNT RETURN TOUCHDOWNS

Most Punt Return Touchdowns, Career
 3 Larry Scally, 1993-96

Most Punt Return Touchdowns, Season
 2 Kent Drew, 1970
 Larry Scally, 1996

LONGEST RETURN

86 Larry Scally (TD) vs. St. Joseph's,
 Sept. 21, 1996

Kickoff Returns

KICKOFF RETURN YARDS

Most Kickoff Return Yards, Career
 1,512 Rick Murphy (60 returns), 1971-73

Most Kickoff Return Yards, Season
 707 Rick Murphy (22 returns), 1972

Most Kickoff Return Yards, Game
 190 Soso Dede (6 returns) at Western Michigan,

Aug. 29, 2002
AVERAGE YARDS PER RETURN

Highest Avg. Yardage Per Kickoff Return, Career
 (min. 30)

29.3 Charles Swann (45/1,319), 1989-91

Highest Avg. Yardage Per Kickoff Return, Season
 (min. 20)

32.13 Rick Murphy (22/707), 1972

32.10 Charles Swann (20/642), 1990

KICKOFF RETURN TOUCHDOWNS

Most Kickoff Return Touchdowns, Career
 2 Charles Swann, 1989-91

Most Kickoff Return Touchdowns, Season
 2 Charles Swann, 1990

LONGEST KICKOFF RETURN

97 Matt Nelson vs. W. Kentucky, Nov. 14, 1998
 Charles Swann vs. W. Kentucky, Nov. 10, 1990
 Cornell Johnson, vs. W. Illinois, Nov. 5, 2005

Defense

TOTAL TACKLES

Most Total Tackles, Career

428 Aaron Archie (181/247), 2009-12

Most Total Tackles, Season

171 Dietrich Lapsley (106/65), 2002

Most Total Tackles, Game

25 Quintin Mikell vs. Illinois State, Oct. 1, 1983
 Chris Libaire vs. E. Illinois, Nov. 18, 1995

SOLO TACKLES

Most Solo Tackles, Career

249 Dietrich Lapsley, 1999-2002

Most Solo Tackles, Season

103 Dietrich Lapsley, 2002

Most Solo Tackles, Game

18 Dietrich Lapsley vs. SMS, Oct. 12, 2002

ASSISTED TACKLES

Most Assisted Tackles, Career

247 Aaron Archie, 2009-12

Most Assisted Tackles, Season

81 Jacolby Washington, 2011

Most Assisted Tackles, Game

21 Quintin Mikell vs. Illinois State, Oct. 1, 1983

SACKS

Most Sacks, Career

25.5 Kyle Mitchell, 2002-05

Most Sacks, Season

13 Dan Brandenburg, 1993

Most Sacks, Game

4 Troy Lefevra, vs Murray State, Nov. 21, 1998

4 Ben Obaseki, vs. W. Illinois, Oct. 15, 2011

TACKLES FOR LOSS

Most Tackles For Loss, Career

54.5 Kyle Mitchell, 2002-05

Most Tackles For Loss, Season

23 Gerry Gluscic, 1979

Richard Harris, 2002

Kyle Mitchell, 2002

Most Tackles For Loss, Game

6 Craig Shaffer vs. S. Illinois, Oct. 11, 1980

INTERCEPTIONS

Most Interceptions, Career

17 Vencie Glenn, 1983-85

Most Interceptions, Season

10 Rick Murphy, 1973

Most Interceptions, Game

3 Mike Russell, 1967

Rick Murphy vs. E. Illinois, Sept. 15, 1973

Don Jackson vs. W. Carolina, Sept. 24, 1977

John Allman vs. Illinois State, Oct. 27, 1979

Rushing Yardage Leaders

RANK	YR	NAME	ATT	YDS	AVG.	TD
1.	2011	Shakir Bell	230	1,760	7.3	14
2.	1991	Derrick Franklin	318	1,505	4.7	12
3.	2012	Shakir Bell	269	1,475	5.5	11
4.	1992	David Wright	219	1,313	6.0	10
5.	1990	Derrick Franklin	284	1,301	4.6	6
6.	1993	David Wright	229	1,262	5.5	7
7.	1974	Vincent Allen	244	1,221	5.0	7
8.	1973	Vincent Allen	196	1,066	5.4	9
9.	2010	Darrius Gates	188	1,057	5.6	17
10.	1988	Tori Vactor	206	1,052	5.1	9
11.	1999	Sheraton Fox	228	1,034	4.5	8
12.	1977	Vincent Allen	231	1,026	4.4	8
13.	1975	Vincent Allen	161	1,022	6.3	7
14.	1972	Willie Lee	172	957	5.6	13
15.	1983	Kevin Henderson	248	930	3.8	11
16.	1995	David Wright	184	929	5.0	2
17.	1968	Jim Brumfield	185	916	4.9	11
18.	1981	Eric Robinson	119	867	5.1	9
19.	1989	Shawn Young	206	847	4.1	7
20.	1982	James Banks	163	846	5.2	8
21.	2003	Jake Shields	157	825	5.3	4
22.	2005	Andre Forte	173	802	4.6	4
23.	2006	Tony West	160	791	4.9	5
24.	1984	Darrolld Clardy	164	763	4.7	11
25.	1967	Dean Klink	157	705	4.5	2
26.	1994	David Wright	152	677	4.5	3
T27.	1971	Milt Allen	197	667	3.4	4
T27.	1969	Jim Brumfield	151	667	4.4	7
29.	2010	Shakir Bell	95	649	6.8	2
30.	1979	Donnie Warner	116	648	5.6	4
31.	2004	Jake Shields	154	645	4.2	7
32.	2001	Julian Reese	177	615	3.5	5
33.	1996	Jason Potter	140	571	4.1	5
34.	1980	Eric Robinson	121	570	4.7	7
35.	2002	Julian Reese	176	533	3.0	2
36.	1987	Charles Walls	121	526	4.4	3
37.	1978	Zack Washington	115	524	4.6	5
38.	1976	O.B. Barnett	136	499	3.7	3
39.	1986	Tracy Stewart	101	481	4.8	1
40.	2009	Antoine Brown	157	475	3.0	1

Passing Yardage Leaders

RANK	YR	NAME	COM	ATT	INT	YDS	TD
1.	2005	Blayne Baggett	284	473	13	2,741	15
2.	2010	Ronnie Fouch	168	289	5	2,252	20
3.	2011	Ronnie Fouch	136	255	10	2,064	18
4.	1985	Jeff Miller	176	327	8	2,055	17
5.	1986	Kyle Frondorf	143	274	16	1,962	6
T6.	2004	Phillip Johnson	155	308	10	1,946	8
T6.	1990	John Stites	157	326	18	1,946	15
8.	1988	John Sahm	127	248	17	1,942	1
9.	1983	Jeff Miller	152	287	7	1,879	10
10.	1984	Jeff Miller	154	279	14	1,826	11
11.	1989	John Sahm	137	279	17	1,792	8
12.	2006	Reilly Murphy	143	261	8	1,747	8
13.	2002	Julian Reesse	143	266	9	1,725	12
14.	1980	Reggie Allen	135	273	16	1,678	8
15.	1995	Kevin Cox	140	380	10	1,672	11
16.	2012	Mike Perish	155	280	8	1,615	10
17.	1979	Reggie Allen	87	196	12	1,468	7
18.	1981	Reggie Allen	110	231	13	1,435	8
19.	1992	Kip Hennelly	119	219	9	1,326	9
20.	1987	John Sahm	75	154	4	1,296	11
21.	2003	Jake Schiff	111	202	10	1,290	5
22.	2001	Julian Reese	124	233	8	1,236	8
23.	1996	Kevin Cox	97	219	12	1,198	9
24.	1969	Verbie Walder	80	159	7	1,062	6
25.	1966	Ron Overton	84	153	8	1,046	15
26.	1973	Mike Smutney	71	171	10	967	3
27.	1993	Kip Hennelly	77	159	10	933	5
28.	1994	Tom Cerasani	86	174	8	918	5
29.	1968	Verbie Walder	55	120	5	908	8
30.	1967	Ron Overton	70	157	16	907	6
31.	1991	Kip Hennelly	53	112	8	899	5
32.	1965	Mike Hoke	63	163	11	898	7
33.	1971	Roger Voorhis	70	160	12	870	3
34.	2007	Reilly Murphy	69	145	11	744	3
35.	1982	Jeff Miller	73	123	4	728	2
36.	1997	Matt Gajewski	72	142	2	717	7
37.	1977	Pete McCoy	64	138	11	697	4
38.	1999	Sheraton Fox	53	109	9	693	6
39.	1959	Gil Fujawa	34	84	12	628	5
40.	2007	Charles Dowdell	45	107	10	623	4

INTERCEPTION RETURN YARDS

Most Interception Return Yards, Career

276 Mike Russell (16), 1967-69

Most Interception Return Yards, Season

167 Mike Russell (9), 1968

Most Interception Return Yards, Game

100 Marty Murray (1) vs. S. Illinois, Sept. 17, 1977
Vencie Glenn (1) vs. Wayne State, Sept. 1, 1984

INTERCEPTION RETURN TOUCHDOWNS

Most Interception Return Touchdowns, Career

4 Johnny Towalid, 2010-12

Most Interception Return Touchdowns, Season

3 Johnny Towalid, 2012

Most Interception Return Touchdowns, Game

2 Johnny Towalid (at No. 1 North Dakota St.) (2012)

LONG RETURNS

Longest Interception Return, Game

100 Marty Murray (TD) vs. S. Illinois, Sept. 17, 1977
Vencie Glenn (TD) vs. Wayne State, Sept. 1, 1984

FUMBLES RECOVERED

Most Fumbles Recovered, Career

10 Dwight Tripp, 1977-81

Most Fumbles Recovered, Season

5 Reggie Richard, 1972
Gerry Gluscic, 1977

Most Fumbles Recovered, Game

2 Ramon "Turk" Roman vs. Butler, 1960
Martin Maytas vs. W. Illinois, Oct. 27, 1973
Craig Shaffer vs. New Mexico State, Sept. 9, 1978
Richard Harris at Western Kentucky, Oct. 26, 2002

Receiving Yardage Leaders

RANK	YR	NAME	REC.	YDS	AVG.	TD
1.	1988	Steve Elmlinger	51	1,071	21.0	7
2.	2005	Sam Logan	77	849	11.0	5
3.	2006	Carl Berman	59	783	13.3	5
4.	2004	Sam Logan	55	760	13.8	2
5.	1987	Rodney Porter	49	738	15.1	4
6.	1985	Terry Bell	40	733	18.3	7
7.	2010	Justin Hilton	40	684	17.1	7
8.	1989	Rodney Porter	47	638	13.6	2
9.	1986	Gary Cannon	43	631	14.7	1
10.	1973	Glenn Damato	34	623	18.4	2
11.	2005	Carl Berman	55	593	10.8	5
T12.	1980	Eddie Ruffin	35	580	16.6	4
T12.	1968	Steve Schmid	31	580	18.7	8
14.	2010	Bryant Kent	43	572	13.3	5
15.	1983	Anthony Kimball	44	560	12.7	2
16.	1979	Kirk Wilson	25	550	22.0	4
17.	2010	Alex Jones	30	545	18.2	4
18.	2011	Justin Hilton	32	540	16.9	4
19.	2006	Sam Logan	49	535	10.9	4
20.	1984	Joe Downing	39	534	13.7	6
21.	2005	Jamie Petrowski	57	513	9.0	2
22.	1991	Charles Swann	30	517	17.2	3
23.	2011	Alex Jones	23	501	21.8	
24.	1990	Charles Swann	39	486	12.5	3
T25.	1981	Eddie Ruffin	31	460	14.8	2
T25.	1972	Glenn Damato	25	460	18.4	2
27.	2011	Donald Spencer	31	459	14.8	
28.	1967	Steve Schmid	37	449	12.1	2
29.	1992	Scott Crenshaw	39	443	11.4	3
30.	1974	Rick Carr	22	435	19.8	1
31.	1996	Micah Reid	36	429	1.9	3
32.	2003	Ryan King	38	426	11.2	3
33.	2006	Brian Jackson	30	419	14.0	1
34.	1966	John Truitt	36	418	11.6	5
35.	2012	Michael Mardis	34	408	12.0	4
36.	1995	Micah Reid	32	405	12.7	2
37.	1994	Larry Brown	42	401	9.5	2
38.	2012	Demory Lawshe	31	393	12.7	3
39.	1953	Jerry Long	14	386	27.6	1
40.	1971	Glenn Damato	28	379	13.5	1

Scoring Leaders

RANK	YEAR	NAME	TD	FG	PAT	2PT	TOTAL
1.	2010	Darrius Gates	19	0	0	1	116
2.	2011	Shakir Bell	13	0	0	0	84
3.	1984	Scott Bridges	0	15	37	0	82
4.	1995	Tom Allison	0	18	26	0	80
5.	1972	Willie Lee	13	0	0	0	78
6.	2004	Kyle Hooper	0	16	27	0	75
7.	2012	Tanner Fritschle	0	15	29	0	74
T8.	2012	Shakir Bell	12	0	0	0	72
T8.	1991	Derrick Franklin	12	0	0	0	72
10.	1980	Joe Stellern	0	12	22	0	68
T11.	1983	Kevin Henderson	11	0	0	0	66
T11.	1970	Gary Brown	11	0	0	0	66
T11.	1968	Jim Brumfield	11	0	0	0	66
T14.	1994	Tom Allison	0	11	29	0	62
T14.	1973	Vincent Allen	10	0	0	1	62
T16.	1992	David Wright	10	0	0	0	60
T16.	1992	Scott Wilson	10	0	0	0	60
T16.	1981	Eric Robinson	10	0	0	0	60
19.	1979	Joe Stellern	0	10	28	0	58
20.	1982	Dennis Teegarden	0	13	16	0	55
T21.	1988	Tori Vactor	9	0	0	0	54
T21.	2010	Cory Little	0	5	39	0	54
23.	2005	Kyle Hooper	0	10	23	0	53
T24.	1999	Mike Megyesi	0	7	31	0	52
T24.	1993	Tom Allison	0	9	25	0	52
26.	1985	Scott Bridges	0	7	30	0	51
27.	1996	Scott Collins	0	10	20	0	50
T28.	2002	Jake Shields	8	0	0	0	48
T28.	1977	Vincent Allen	8	0	0	0	48
T28.	1975	Vincent Allen	8	0	0	0	48
T28.	1967	Jim Brumfield	8	0	0	0	48
T28.	2010	Justin Hilton	8	0	0	0	48
33.	2006	Kyle Hooper	0	7	26	0	47
T34.	2003	Kyle Hooper	0	9	19	9	46
T34.	1989	Rob Hufty	0	7	25	0	46
T36.	1998	Phillip Aguilar	0	3	34	0	43
T36.	1987	Corey Potter	0	8	19	0	43
T36.	1965	John Nesbitt	3	2	17	1	43
T39.	1990	Shawn Young	7	0	0	0	42
T39.	1974	Vincent Allen	7	0	0	0	42
T39.	1969	Jim Brumfield	7	0	0	0	42

BLOCKED KICKS

Most Blocked Kicks, Career

- 5 DeJuan Alfonso, 1996-99
- Robin Johnson, 1999-2002

Most Blocked Kicks, Season

- 3 DeJuan Alfonso, 1997

Most Blocked Kicks, Game

- 2 Chris Crowder vs. Northern Iowa, Nov. 9, 1996

Total Yardage Leaders

RANK	YR	NAME	RUSH	PASS	PLAYS	TOTAL
1.	2005	Blayne Baggett	73	2,741	547	2,814
2.	1985	Jeff Miller	206	2,055	429	2,261
3.	2002	Julian Reese	533	1,725	442	2,258
4.	2010	Ronnie Fouch	-26	2,252	321	2,226
5.	1983	Jeff Miller	343	1,879	415	2,222
6.	1984	Jeff Miller	330	1,826	389	2,156
7.	1990	John Stites	45	1,946	388	1,991
8.	2004	Phillip Johnson	24	1,946	347	1,970
9.	2011	Ronnie Fouch	-108	2,064	284	1,956
10.	2006	Reilly Murphy	167	1,747	334	1,914
11.	1979	Reggie Allen	427	1,468	324	1,895
12.	1980	Reggie Allen	202	1,678	353	1,880
13.	2001	Julian Reese	615	1,236	410	1,851
14.	1986	Kyle Frondorf	-147	1,962	344	1,815
15.	1992	Kip Hennelly	460	1,326	347	1,786
16.	1988	John Sahn	-171	1,942	287	1,771
17.	1999	Sheraton Fox	1,034	301	337	1,727
18.	1989	John Sahn	-87	1,792	298	1,705
19.	1981	Reggie Allen	255	1,435	323	1,690
20.	2011	Shakir Bell	1670	0	231	1,670
21.	1995	Kevin Cox	83	1,672	334	1,589
22.	1991	Derrick Franklin	1,505	0	318	1,505
23.	2012	Mike Perish	-136	1,615	311	1,479
24.	2012	Shakir Bell	1475	0	271	1,475
25.	1993	Kip Hennelly	532	933	313	1,465
26.	2003	Jake Schiff	43	1,290	264	1,333
27.	1987	John Sahn	-18	1,296	182	1,278
28.	1974	Vincent Allen	1,221	0	244	1,221
29.	1996	Kevin Cox	11	1,198	240	1,187
30.	1969	Verbie Walder	113	1,062	279	1,175
31.	1971	Roger Voorhis	264	870	261	1,134
32.	1968	Verbie Walder	194	908	230	1,102
33.	1966	Ron Overton	53	1,046	217	1,099
34.	2010	Darrius Gates	1,057	34	190	1,091
35.	1973	Vincent Allen	1,066	17	197	1,083
36.	1977	Vincent Allen	1,026	29	234	1,055
37.	1975	Vincent Allen	1,022	0	161	1,022
38.	2007	Charles Dowdell	363	623	199	986
39.	1972	Willie Lee	957	0	172	957
40.	1997	Matt Gajewski	215	717	261	932

All Purpose Yardage Leaders

RANK	YEAR	NAME	RUSH	REC.	PR	KOR	TOTAL
1.	1992	David Wright	1,313	108	0	593	2,014
2.	2011	Shakir Bell	1,670	110	0	42	1,822
3.	1974	Vincent Allen	1,221	63	93	304	1,681
4.	1988	Steve Elmlinger	8	1,071	171	409	1,659
5.	2012	Shakir Bell	1,475	142	0	0	1,617
6.	2006	Carl Berman	46	783	16	689	1,534
7.	1991	Derrick Franklin	1,505	14	0	0	1,519
8.	1993	David Wright	1,262	62	0	85	1,409
9.	2005	Andre Forte	802	322	0	272	1,396
T10.	1990	Derrick Franklin	1,301	43	0	0	1,344
T10.	2010	Darrius Gates	1,057	90	0	197	1,344
12.	1975	Vincent Allen	1,022	75	50	190	1,337
13.	1973	Vincent Allen	1,066	107	50	110	1,333
14.	1986	Tracy Stewart	481	194	0	551	1,226
15.	1987	Gary Cannon	16	525	86	588	1,215
16.	1989	Steve Elmlinger	0	554	268	371	1,201
17.	1981	Eric Robinson	867	312	20	0	1,199
18.	1983	Kevin Henderson	930	153	1	42	1,126
19.	1999	Matt Nelson	638	301	0	181	1,120
20.	2002	Soso Dede	423	210	0	458	1,092
21.	1995	David Wright	929	26	0	136	1,091
22.	1968	Jim Brumfield	916	5	0	169	1,090
23.	1977	Vincent Allen	1,026	58	0	0	1,084
24.	2011	Leonard Riston	0	182	134	742	1,058
25.	2001	Soso Dede	550	101	0	400	1,051
26.	1972	Willie Lee	957	38	0	11	1,006
27.	2003	Scott Penick	14	288	11	677	990
28.	2006	Tony West	791	149	0	10	950
29.	1982	James Banks	846	102	0	0	948
30.	1979	Donnie Warner	648	153	100	40	941
31.	1984	Darold Clardy	763	169	0	0	932
32.	1967	Jim Brumfield	415	162	86	246	909
33.	2004	Therral Hatfield	0	0	0	906	906
34.	2009	Darrius Gates	266	124	0	514	904
35.	1997	Anthony Williams	51	203	151	456	861
36.	2005	Sam Logan	0	849	0	0	849
37.	1980	Eric Robinson	570	164	11	97	842
38.	1994	David Wright	677	59	0	91	827
39.	1985	Tracy Stewart	245	203	0	362	810
40.	1970	Gary Brown	348	82	0	365	795

Tackle Leaders

RANK	YR	NAME	SOLO	ASTS	TOTAL	RANK	YR	NAME	SOLO	ASTS	TOTAL
1.	2002	Dietrich Lapsley	106	65	171	T16.	2009	Aaron Archie	52	65	117
2.	1980	Craig Shaffer	81	80	161	18.	1990	Eric Christensen	41	74	115
3.	1976	Marty Murray	88	68	156	19.	1996	Richard Moss	52	62	114
4.	1998	Tony Pryor	99	48	147	T20.	1993	Richard Moss	54	59	113
5.	1995	Chris Libaire	66	79	145	T20.	1987	Ken Hopp	63	49	113
6.	1975	Marty Murray	78	59	137	T20.	2007	Shonda Faulkner	51	62	113
7.	1999	Mike Bandy	66	66	132	23.	2012	Jacolby Washington	42	68	110
T8.	2012	Aaron Archie	78	128	129	24.	2001	Terrance Miles	53	56	109
T8.	1983	Quintin Mikell	54	75	129	25.	2006	Scooter Archie	40	67	107
10.	1979	John Allman	59	69	128	T26.	2004	Doc Gooden	43	63	106
11.	1997	Joe Dunn	76	51	127	T26.	2008	Quinton Scott	56	50	106
T12.	1989	Eric Christensen	44	70	126	T28.	2000	Terrance Miles	59	45	104
T12.	1988	Ken Hopp	61	65	126	T28.	1991	Eric Christensen	49	55	104
T14.	1982	Ed Martin	78	43	121	T28.	1986	Troy Johnson	64	40	104
T14.	1977	Marty Murray	82	39	121	31.	2008	Jayden Everett	36	66	102
T16.	1978	John Allman	72	45	117	32.	2003	Larry Thompson	62	39	101

Kickoff Return Yardage Leaders

RANK	YEAR	NAME	NO	YDS	AVG	TD
T1.	1990	Charles Swann	20	642	32.1	2
T1.	1972	Rick Murphy	22	707	32.1	0
3.	1967	Jim Brumfield	8	246	30.7	1
4.	1970	Gary Brown	13	365	28.1	1
5.	1971	Rick Murphy	16	437	27.3	0
6.	1992	David Wright	22	593	27.0	0
7.	2001	Soso Dede	15	400	26.7	0
8.	1976	Bruce Montagner	17	437	25.7	1
9.	1987	Gary Cannon	23	588	25.6	0
10.	2002	Soso Dede	18	459	25.5	1
11.	1969	Dave Mock	11	274	24.9	0
12.	1991	Charles Swann	19	467	24.6	0
T13.	2012	Taje High	16	384	24.0	0
T13.	1997	Anthony Williams	19	456	24.0	0
T15.	1980	Lester Byrd	17	406	23.9	0
T15.	2011	Leonard Riston	31	742	23.9	1
17.	2004	Therall Hatfield	38	906	23.8	0
18.	1982	Joe Downing	15	356	23.7	0
19.	1978	Donnie Warner	9	211	23.4	0
T20.	2000	Clifton Jones	18	419	23.3	0
T20.	1994	Larry Brown	16	373	23.3	0
22.	1984	Wayne Davis	12	270	22.5	0
23.	1993	Larry Brown	18	403	22.4	0
24.	1977	Bruce Montagner	25	549	22.0	0
25.	1979	Lester Byrd	23	501	21.8	0
26.	2008	Koby Kraemer	24	519	21.6	0
27.	1985	Tracy Stewart	17	362	21.3	0
T28.	2003	Scott Penick	32	677	21.2	0
T28.	1986	Tracy Stewart	26	551	21.2	0
T30.	1989	Steve Elmlinger	18	379	21.1	1
T30.	1988	John Story	24	506	21.1	1
T30.	1975	Vincent Allen	9	190	21.1	0
T30.	2007	Ryan Patrick	25	527	21.1	0
34.	1996	Tracey Pendelton	8	167	20.9	0
35.	1998	Matt Nelson	9	311	20.7	1
36.	1965	Dave Lecklitner	11	219	19.9	0
37.	1983	Wayne Davis	15	293	19.5	0
T38.	1968	Jim Brumfield	9	168	18.8	0
T38.	2005	Martuan Sample	11	207	18.8	0
40.	2009	Koby Kraemer	25	467	18.7	0

Punt Return Yardage Leaders

RANK	YEAR	NAME	NO	YDS	AVG	TD
1.	2000	Keith Herron	11	201	38.1	0
2.	1970	Kent Drew	7	146	20.9	2
3.	2012	Calvin Burnett	5	78	15.6	0
4.	1999	DeJuan Alfonzo	22	332	15.1	1
5.	2010	Alex Sewall	6	84	14.0	0
6.	1998	Keith Herron	12	157	13.1	0
T7.	2004	Quincy Wallace	11	137	12.5	0
T7.	1971	Bob Turner	13	162	12.5	0
9.	1996	Larry Scally	42	517	12.3	2
10.	1995	Larry Scally	27	265	9.8	1
T11.	1994	Scott Crenshaw	27	263	9.7	0
T11.	1993	Von Ganaway	10	97	9.7	0
13.	2007	Ryan Patrick	7	64	9.1	0
14.	1967	Terry Ogle	14	127	9.0	1
T15.	1990	Von Ganaway	35	300	8.6	1
T15.	1969	Mike Russell	21	181	8.6	0
17.	1991	Von Ganaway	19	159	8.4	0
18.	1975	Vincent Allen	6	50	8.3	0
19.	1989	Steve Elmlinger	33	268	8.1	0
20.	2012	Tanner Riley	10	80	8.0	0
21.	1997	Anthony Williams	19	151	7.9	0
22.	1987	Gary Cannon	11	86	7.8	0
T23.	1977	Bruce Montagner	9	69	7.7	0
T23.	1965	Dave Lecklitner	24	187	7.7	0
25.	1984	Joe Downing	22	162	7.4	0
T26.	1988	Steve Elmlinger	24	171	7.1	0
T26.	1983	Joe Downing	15	107	7.1	0
28.	2001	Clythel Branson	14	96	6.9	0
29.	2011	Leonard Riston	20	134	6.7	0
30.	1986	Gary Cannon	17	113	6.6	0
T31.	1968	Mike Russell	15	95	6.3	0
T31.	2008	Koby Kraemer	6	38	6.3	0
33.	2002	Clythel Branson	24	148	6.2	0
34.	1972	Rick Murphy	19	115	6.1	0
35.	1980	Donnie Warner	5	30	6.0	0
36.	1985	Joe Downing	16	91	5.7	0
T37.	1979	Donnie Warner	18	100	5.6	0
T37.	1973	Vincent Allen	9	50	5.6	0
39.	1992	Von Ganaway	13	72	5.5	0
40.	2003	Chris Lewis	7	37	5.3	0

Interception Leaders

RANK	YR	NAME	NO	YDS	AVG	TD	RANK	YR	NAME	NO	YDS	AVG	TD
1.	1973	Rick Murphy	10	56	5.6	0	T14.	1986	Steve McKeel	4	4	1.0	0
T2.	1969	Bobby Turner	9	107	11.9	1	T14.	1979	John Allman	4	30	7.5	0
T2.	1968	Mike Russell	9	167	18.6	0	T14.	1978	Don Jackson	4	19	4.8	0
4.	1983	Kevin Ramsey	7	56	8.0	0	T14.	1977	Don Jackson	4	29	7.3	0
T5.	1989	Curtis Dickey	6	44	7.3	0	T14.	1975	Marty Murray	4	43	10.8	0
T5.	1984	Vencie Glenn	6	126	21.0	1	T14.	1974	Larry Brumfield	4	81	20.3	0
T5.	1980	John Allman	6	133	22.1	1	T24.	2012	Larry King	3	62	20.7	0
T5.	1970	Kent Drew	6	32	5.3	0	T24.	2000	Terrance Miles	3	79	26.3	0
T5.	2010	Calvin Burnett	6	39	6.5	0	T24.	1999	DeJuan Alfonzo	3	86	28.7	0
T10.	2012	Johnny Towalid	5	83	16.6	3	T24.	1999	Michael Brooks	3	15	5.0	0
T10.	1985	Vencie Glenn	5	39	7.8	0	T24.	2003	RaShawn Champion	3	0	0.0	0
T10.	1982	Keith Ward	5	26	5.1	0	T24.	1996	Dré Knox	3	47	15.7	0
T10.	1971	Bob Turner	5	91	18.2	0	T24.	1996	Richard Moss	3	4	1.3	0
T14.	2012	Calvin Burnett	4	53	13.2	0	T24.	1994	Dré Knox	3	105	35.0	1
T14.	1998	DeJuan Alfonzo	4	78	19.5	0	T24.	1992	Wesley Wilson	3	6	2.0	0
T14.	1997	Tony Pryor	4	21	5.3	0	T24.	1988	Lavent Blaylock	3	30	10.0	0
T14.	1995	Dré Knox	4	12	3.0	0	T22.	1987	Steve McKeel	3	8	1.7	0
							T22.	2010	Larry King	3	26	8.7	0

Rushing Leaders

	YEAR	ATT	YARDS	AVG	TD
1. Shakir Bell	2011	230	1,670	7.3	14
2. Shakir Bell	2012	269	1,475	5.5	11
3. Derrick Franklin	1991	318	1,505	4.1	12
4. David Wright	1992	219	1,313	6.0	10
5. Derrick Franklin	1990	284	1,301	4.6	6
6. David Wright	1993	229	1,262	5.5	7
7. Vincent Allen	1974	244	1,221	5.0	7
8. Vincent Allen	1973	196	1,066	5.4	9
9. Darrius Gates	2010	188	1,057	5.6	17
10. Tori Vactor	1988	206	1,052	5.1	9

Passing Leaders

	YEAR	COM	ATT	INT	PCT	YARDS	TD
1. Blayne Baggett	2005	284	473	13	.600	2,741	15
2. Ronnie Fouch	2010	168	289	5	.581	2,252	20
3. Ronnie Fouch	2011	136	255	10	.533	2,064	18
4. Jeff Miller	1985	176	327	8	.538	2,055	17
5. Kyle Frondorf	1986	143	274	16	.522	1,962	6
T6. John Stites	1990	157	326	18	.482	1,946	15
T6. Phillip Johnson	2004	155	308	10	.503	1,946	8
8. John Sahn	1988	127	248	17	.512	1,942	10
9. Jeff Miller	1983	152	287	7	.527	1,879	10
10. Jeff Miller	1984	154	279	14	.552	1,826	11

Receiving Leaders

	YEAR	NO.	YARDS	AVG.	TD
1. Sam Logan	2005	77	849	11.0	5
2. Carl Berman	2006	59	783	13.3	5
3. Jamie Petrowski	2005	57	513	9.0	2
T4. Sam Logan	2004	55	760	13.8	2
T4. Carl Berman	2005	55	593	10.8	5
6. Steve Elmlinger	1988	51	1,071	21.0	7
T7. Rodney Porter	1987	49	738	15.1	4
T7. Sam Logan	2006	49	535	10.9	4
9. Rodney Porter	1989	47	638	13.6	2
10. Anthony Kimball	1983	44	560	12.7	2

Total Offense Leaders

	YEAR	RUSH	PASS	PLAYS	YARDS
1. Blayne Baggett	2005	73	2,741	547	2,814
2. Jeff Miller	1985	206	2,055	429	2,261
3. Julian Reese	2002	533	1,725	442	2,258
4. Ronnie Fouch	2010	-26	2,252	321	2,226
5. Jeff Miller	1983	343	1,879	415	2,222
6. Jeff Miller	1984	330	1,826	389	2,156
7. John Stites	1990	45	1,946	388	1,991
8. Phillip Johnson	2004	24	1,946	347	1,970
9. Ronnie Fouch	2011	-108	2,064	284	1,956
10. Reilly Murphy	2006	167	1,747	334	1,914



Reggie Richard

Team Records

RUSHING	MOST	LEAST
Attempts	644 ('84)	342 ('05)
Yards Lost	478 ('08)	196 ('93)
Net Yards	3,243 ('75)	816 ('55)
Yards Per Game	324.3 ('75)	109.6 ('97)
Yards Per Carry	5.3 ('11)	2.0 ('59)

PASSING	MOST	LEAST
Attempts	500 ('05)	96 ('60)
Completions	298 ('05)	34 ('56)
Passes Had Intercepted	22 ('71)	6 ('82)
Yards Gained	2,906 ('05)	425 ('56)
Completion Percentage	.596 ('05)	.333 ('00)
Yards Per Pass Attempt	8.0 ('11)	3.6 ('00, '08)
Yards Per Completion	21.6 ('98)	8.0 ('08)
Yards Per Game	264.2 ('05)	41.3 ('00)
Touchdown Passes	21 ('10)	2 ('72, '00)

KICKING GAME	MOST	LEAST
Punts	89 ('08)	37 ('60)
Punting Yardage	3,322 ('78)	1,192 ('60)
Punting Average	43.6 ('12)	30.9 ('59)

INTERCEPTIONS	MOST	LEAST
Interceptions	26 ('84)	2 ('07, '08)

TOTAL OFFENSE	MOST	LEAST
Touchdowns	48 ('10)	12 ('08, '09)
Field Goals	18 ('85)	3 ('98)
Extra Point Kicks	40 ('92, '10)	12 ('97, '08, '09)
Total Points	351 ('10)	99 ('09)
Plays	943 ('83)	493 ('59)
Yards Gained	4,637 ('84)	1,295 ('56)
Yards Gained Per Game	411.8 ('10)	161.9 ('56)
First Downs Rushing	148 ('92)	65 ('97)
First Downs Passing	135 ('05)	23 ('72)
Total First Downs	255 ('85)	73 ('56)
First Downs Penalty	26 ('02 & '12)	7 ('66, '93)

MISCELLANEOUS	MOST	LEAST
Penalties	81 ('70)	51 ('08)
Yards Penalized	882 ('70)	463 ('00)
Fumbles	45 ('72)	12 ('12)
Fumbles Lost	26 ('72)	5 ('12)
Safeties	2 ('68, '76, '10)	0 (Many Times)

Team Single Game Records

Yards Gained Rushing	579 vs. Dayton, 1975
Yards Gained Passing	396 vs. Missouri State, 2005
Total Yards Gained	675 vs. Dayton, 1975
Passes Attempted	58 at Missouri State, 2005
Passes Completed	33 at Missouri State, 2005
Passes Had Intercepted	6 by Tulsa, 1980
Penalties	17, vs. Illinois State, 1994
Yards Penalized	158 vs. Eastern Illinois, 1968
Fumbles Lost	6 vs. Eastern Illinois, 1972
Points	72 vs. Vincennes, 1925
Most Rushes	88 vs. Dayton, 1975
Most Plays	100 vs. Central Florida, 1984
Field Goals	4 (three times) vs. Illinois State 1994; vs. Western Illinois, 1999; vs. Eastern Illinois, 2004
Touchdowns	9 vs. W.V. Tech, 1994
PATs	9 vs. W.V. Tech, 1994
Punts	12 vs. E. Michigan, 1969 & vs. Akron, 1970
Interceptions	5 vs. Eastern Illinois, 1980

Total Offense Leaders

	YEARS	RUSH	PASS	PLAYS	YARDS
1. Jeff Miller	1982-85	1,071	6,448	1,425	7,519
2. Reggie Allen	1978-81	1,008	5,094	1,171	6,102
3. John Sahn	1986-89	-278	5,139	777	4,861
4. Kip Hennelly	1991-93	1,455	3,158	878	4,613
5. Vincent Allen	1973-77	4,335	46	836	4,381
6. Ronnie Fouch	2011-12	-134	4,316	605	4,182
7. Julian Reese	2001-02	1,148	2,961	852	4,109
8. Shakir Bell	2010-12	3,794	0	597	3,794
9. David Wright	1992-94	3,353	0	600	3,252
10. Derrick Franklin	1989-91	3,231	0	710	3,231

Rushing Leaders

	YEARS	ATT.	YARDS	AVG	TD
1. Vincent Allen	1973-77	832	4,335	5.21	31
2. David Wright	1992-95	784	4,181	5.33	22
3. Shakir Bell	2010-12	594	3,794	6.39	27
4. Derrick Franklin	1989-91	710	3,231	4.55	23
5. Eric Robinson	1979-82	443	2,169	4.90	22
6. Jake Shields	2001-04	521	2,119	4.07	19
7. Darrius Gates	2006-10	396	2,010	5.08	20
8. Jim Brumfield	1967-69	448	1,998	4.46	23
9. Darrold Clardy	1981-84	355	1,594	4.49	19
10. Tori Vactor	1987-88	312	1,545	4.95	12

Passing Leaders

	YEARS	COMP	ATT	INT	PCT	YARDS	TD
1. Jeff Miller	1982-85	555	1,006	33	.552	6,448	40
2. John Sahn	1986-89	341	668	38	.496	5,139	30
3. Reggie Allen	1978-81	367	782	46	.469	5,094	29
4. Ronnie Fouch	2010-11	304	544	15	.559	4,316	38
5. Kip Hennelly	1991-93	249	490	27	.508	3,158	19
6. Julian Reese	2001-02	267	499	21	.535	2,961	20
7. Kevin Cox	1993-96	238	528	22	.451	2,885	20
8. Kyle Frondorf	1986-88	208	391	24	.532	2,778	8
9. Blayne Baggett	2005	284	473	13	.600	2,741	15
10. Reilly Murphy	2006-07	212	406	19	.522	2,514	11

Receiving Leaders

	YEARS	REC	YARDS	AVG.	TD
1. Sam Logan	2003-06	196	2,385	12.2	13
2. Carl Berman	2003-06	136	1,666	12.2	11
3. Rodney Porter	1986-89	135	1,906	14.1	8
4. Terry Bell	1982-85	132	2,048	15.5	13
5. Joe Downing	1982-85	115	1,608	14.0	15
6. Eddie Ruffin	1978-81	110	1,801	16.4	11
7. Larry Brown	1993-96	105	1,197	11.4	6
8. Steve Elmlinger	1987-89	102	1,821	17.9	10
9. Steve Schmid	1967-69	100	1,394	13.9	11
10. Micah Reed	1993-96	98	1,239	12.6	5

Scoring Leaders

	YEARS	TD	FG	PAT1	PAT2	PTS
1. Kyle Hooper	2003-06	0	42	85	0	221
2. Vincent Allen	1973-77	33	0	0	1	200
3. Tom Allison	1992-95	0	38	82	0	196
4. Scott Bridges	1983-85	0	31	87	0	180
5. Shakir Bell	2010-12	28	0	0	0	168
6. Mike Megyesi	1999-02	0	27	83	0	164
7. Jim Brumfield	1967-69	26	0	0	0	156
8. David Wright	1992-95	23	0	0	1	140
9. Darrius Gates	2006-10	22	0	0	1	134

All Purpose Leaders

	YEARS	RUSH	REC	PR	KOR	YARDS
1. Vincent Allen	1973-77	4,335	303	193	604	5,435
2. David Wright	1992-95	4,181	255	0	905	5,341
3. Shakir Bell	2010-12	3,794	253	0	42	4,089
4. Steve Elmlinger	1987-89	25	1,821	455	1,376	3,677
5. Derrick Franklin	1989-91	3,231	84	0	0	3,315
6. Darrius Gates	2006-10	2,010	300	53	763	3,126
7. Eric Robinson	1979-82	2,169	607	31	168	2,975
8. Jim Brumfield	1967-69	1,998	172	86	409	2,665
9. Charles Swann	1989-91	59	1,261	0	1,319	2,639
10. Joe Downing	1982-85	48	1,608	430	527	2,613

Punting Leaders

	YEARS	PUNTS	YARDS	AVG.	LONG
1. Lucas Hileman	2011-12	100	4,341	43.4	66
2. Steve Krieger	1990-92	79	3,167	40.1	72
3. Chuck Standiford	1983-86	228	9,094	39.9	72
4. Bill Edwards	1975-78	261	10,372	39.7	74
5. Rob Hufty	1988-90	162	6,290	38.8	66
6. Patrick Jordan	2000-03	249	9,650	38.7	74
7. Chris Johansen	2006-07	114	4,333	38.0	60
8. Jay Gerth	1993-96	235	8,563	36.4	60
9. Gabe Mullane	2008-09	153	5,508	36.0	66
10. Phillip Aguilar	1997-98	128	4,868	27.0	73

* A Minimum of 75 Punts Required For Consideration

Punt Return Leaders

	YEARS	RET	YARDS	AVG.	TD	LONG
1. DeJuan Alfonzo	1996-99	40	539	13.5	2	67
2. Larry Scally	1993-96	69	782	11.3	3	86
3. Von Ganaway	1990-93	77	628	8.2	1	77
4. Mike Russell	1967-69	49	390	8.0	0	—
5. Steve Elmlinger	1987-89	59	455	7.7	0	29
6. Joe Downing	1982-85	69	430	6.2	0	47

* A Minimum of 40 Punt Returns Required For Consideration

Kickoff Return Leaders

	YEARS	RET	YARDS	AVG.	TD	LONG
1. Charles Swann	1989-91	45	1,319	29.3	2	97
2. Darrius Gates	2007-09	19	514	27.1	0	57
3. Soso Dede	2001-02	33	859	26.0	1	95
4. Rick Murphy	1971-73	60	1,512	25.2	0	—
5. DeJuan Alfonzo	1996-99	30	722	24.1	0	87
6. Leonard Riston	2009-11	32	767	24.0	1	97
T7. Therral Hatfield	2004	38	906	23.8	0	76
T7. Gary Cannon	1985-87	43	995	23.1	0	68
9. Lester Byrd	1978-81	64	1,376	21.5	0	77
10. Ryan Patrick	2007	25	527	21.1	0	31

Interception Leaders

	YEARS	INT	YARDS	AVG	TD
1. Vencie Glenn	1983-85	17	237	13.9	1
2. Mike Russell	1967-69	16	276	17.3	1
3. Bob Turner	1969-71	16	219	13.7	1
4. John Allman	1977-81	13	180	13.8	1
T5. Calvin Burnett	2010-12	12	145	12.1	0
T5. Dré Knox	1993-96	12	187	15.6	1
T5. Rick Murphy	1971-73	12	90	7.5	0
8. DeJuan Alfonzo	1996-99	10	211	21.1	0

300 Yard Rushing Games

349 Shaki Bell vs. Drake..... 2012

200 Yard Rushing Games

256 Shakir Bell vs. Youngstown State..... 2011

253 Derrick Franklin vs. Murray State..... 1990
237 Derrick Franklin vs. Southern Illinois..... 1991
237 Darrius Gates vs. Missouri State..... 2008
225 David Wright vs. Western Illinois..... 1992
221 Shakir Bell at Western Kentucky 2011
217 Tony West vs. Murray State..... 2006
213 Shakir Bell vs. Western Illinois..... 2011
213 Jake Shields vs. Fla. International..... 2003
207 Julian Reese at Illinois State..... 2001
206 Shakir Bell at Missouri State 2011
205 Derrick Franklin vs. Southern Illinois..... 1974
205 Vincent Allen vs. Southern Illinois..... 1973
203 Derrick Franklin vs. SMS..... 1991
202 Derrick Franklin vs. W. Kentucky..... 1991

100 Yard Rushing Games

199 Shakir Bell at South Dakota State 2011

199 David Wright vs. Eastern Illinois..... 1993
196 Jake Shields at Murray State..... 2003
192 Shakir Bell at Indiana..... 2012
187 Derrick Franklin vs. W. Kentucky..... 1990
184 David Wright vs. Illinois State..... 1994
182 Eric Robinson vs. New Mexico St..... 1982
182 Jim Brumfield vs. DePauw..... 1968
181 Vincent Allen vs. Drake..... 1977
179 David Wright vs. Southern Illinois..... 1992
179 Darrius Gates vs. Southern Illinois..... 2010
170 Sheraton Fox vs. Murray State..... 1998
170 Vincent Allen vs. Butler..... 1974
169 Vincent Allen vs. Illinois State..... 1975
168 James Banks vs. McNeese State..... 1982
167 Derrick Franklin vs. Illinois State..... 1990
164 Vincent Allen vs. Akron..... 1973
163 Sheraton Fox vs. Western Illinois..... 1999
163 Vincent Allen vs. Ball State..... 1974
162 Sheraton Fox at SMS..... 1999
161 David Wright vs. Northern Iowa..... 1992
161 O.B. Barnett vs. Dayton..... 1975
161 Vincent Allen vs. Western Carolina..... 1974
160 Shakir Bell at Southern Illinois..... 2012
160 David Wright vs. Western Illinois..... 1993
160 Ryan Roberts vs. Western Illinois..... 2009
160 Darrius Gates vs. St. Joseph's..... 2010
159 James Banks vs. Illinois State..... 1982
158 Kevin Henderson vs. Illinois State..... 1983
156 Matt Nelson vs. Southern Illinois..... 1999
156 David Wright vs. Youngstown State..... 1995
156 Shakir Bell vs. Quincy..... 2010
155 David Wright vs. Southern Illinois..... 1993
154 David Wright vs. SMS..... 1992
153 David Wright vs. SMS..... 1995
150 Shakir Bell vs. South Dakota 2012
150 Derrick Franklin vs. Illinois State..... 1991
149 Derrick Franklin vs. Eastern Illinois..... 1990
149 Derrick Franklin vs. SMS..... 1990
149 Andre Forte at Murray State..... 2005
148 Jason Potter vs. Lock Haven..... 1994
148 David Wright vs. Southern Illinois..... 1994
148 Von Ganaway vs. Glenville St..... 1992
148 Tracy Stewart vs. Southern Illinois..... 1986
146 Soso Dede vs. Southern Illinois..... 2001
146 Shakir Bell vs. Illinois State..... 2010
145 Shakir Bell at Northern Iowa..... 2011
145 Vincent Allen vs. Tulsa..... 1975
145 Tom Lenz vs. Butler..... 1972
143 Vincent Allen vs. Wichita State..... 1977
143 Vincent Allen vs. Akron..... 1974
143 Darrius Gates vs. South Dakota State..... 2010
142 Von Ganaway vs. W. Kentucky..... 1992

142 Tori Vactor vs. Salem..... 1988
142 Andre Forte at Illinois State..... 2005
141 O.B. Barnett vs. Delaware..... 1975
140 Sheraton Fox vs. Southern Illinois..... 1998
140 David Wright vs. Glenville State..... 1992
140 David Wright vs. Youngstown State..... 1992
140 Eric Robinson vs. NE Louisiana..... 1979
140 Willie Lee vs. Southern Illinois..... 1972
139 Darrius Gates vs. Quincy..... 2010
138 Derrick Franklin vs. C. Missouri St..... 1991
138 Tori Vactor vs. Western Illinois..... 1988
137 Shakir Bell vs. Southern Illinois..... 2011
137 Vincent Allen vs. Neb.-Omaha..... 1975
136 Jake Shields vs. Northern Iowa..... 2002
136 Eric Robinson vs. Southern Illinois..... 1980
134 Vincent Allen vs. Dayton..... 1975
134 Robert Barcliff at Western Illinois..... 2006
133 Charles Walls vs. Southern Illinois..... 1987
133 Shakir Bell vs. St. Joseph's 2010
132 Kris Karogry at Illinois State..... 2003
132 David Wright vs. Mars Hill..... 1995
132 Eric Robinson vs. Wichita State..... 1981
131 Shakir Bell vs. Butler..... 2011
131 Brock Lough vs. Butler..... 2011
131 David Wright vs. Youngstown St..... 1993
130 Lenny Cannon vs. Butler..... 1972
130 Vincent Allen vs. W. Carolina..... 1977
129 Sidney Montfort vs. Youngstown State..... 2003
129 James Banks vs. Louisville..... 1982
129 Milt Allen vs. Butler..... 1971
128 Sheraton Fox vs. Youngstown State..... 1999
128 Tori Vactor vs. Youngstown State..... 1988
128 Vincent Allen vs. Louisville..... 1977
128 Vincent Allen vs. Butler..... 1973
127 Jake Shields at Ball State..... 2003
127 Jake Shields vs. Southern Illinois..... 2003
127 Shawn Young vs. Youngstown State..... 1989
127 Willie Lee vs. Eastern Illinois..... 1972
126 Tori Vactor vs. Eastern Illinois..... 1988
126 Vincent Allen vs. Northern Illinois..... 1974
126 Jim Brumfield vs. Eastern Illinois..... 1969
125 Vincent Allen vs. Western Illinois..... 1973
125 Tony West at Purdue..... 2006
124 Tori Vactor vs. Northern Iowa..... 1988
124 Zack Washington vs. NE Louisiana..... 1978
124 Sidney Montfort vs. UT-Martin..... 2004
123 Shakir Bell at Western Illinois..... 2012
123 Shakir Bell at Illinois State..... 2011
123 Sheraton Fox vs. W. Kentucky..... 1999
122 Kip Hennelly vs. Western Illinois..... 1991
122 O.B. Barnett vs. Illinois State..... 1976
121 Von Ganaway vs. Lock Haven..... 1992
121 Derrick Franklin vs. Kansas State..... 1991
121 Rich Renn vs. Illinois State..... 1969
120 Mike Sotak vs. Arkansas State..... 1976
120 Willie Lee vs. Illinois State..... 1972
119 Willie Lee vs. Cincinnati..... 1972
119 Darrius Gates vs. Missouri State..... 2010
118 Charles Walls vs. Western Illinois..... 1985
118 Darrold Clardy vs. Ball State..... 1984
117 Jason Potter vs. W. Virginia Tech..... 1994
117 Jake Shields vs. UT-Martin..... 2004
116 David Wright vs. Northern Iowa..... 1993
116 Tori Vactor vs. Cincinnati..... 1988
116 Kevin Henderson vs. W. Texas State..... 1983
115 Shakir Bell vs. Illinois State..... 2012
115 Julian Reese at Eastern Illinois..... 2002
115 Jason Potter vs. Liberty..... 1996
114 Soso Dede at Missouri State..... 2001
114 Charles Walls vs. Eastern Illinois..... 1987
114 Kevin Henderson vs. Drake..... 1984
114 Jake Shields vs. Missouri State..... 2004
113 Shakir Bell vs. Missouri State 2012
113 Eric Robinson vs. Marshall..... 1981

113 Donnie Warner vs. NE Louisiana..... 1979
113 D.A. Daniels vs. Illinois State..... 1978
112 Vincent Allen vs. Ball State..... 1977
113 Milt Allen vs. Eastern Illinois..... 1971
112 Darrold Clardy vs. Eastern Illinois..... 1984
112 Kevin Henderson vs. Eastern Illinois..... 1983
112 Darrold Clardy vs. Eastern Illinois..... 1981
111 Donnie Warner vs. W. Texas St..... 1980
111 Vincent Allen vs. E. Michigan..... 1973
111 Jake Shields vs. Western Illinois..... 2004
111 Antoine Brown vs. North Dakota State..... 2009
110 Sheraton Fox at Northern Iowa..... 1999
110 Tori Vactor vs. Cincinnati..... 1987
110 Jeff Miller vs. Central Florida..... 1984
110 Scott Bartel vs. Drake..... 1980
110 Vincent Allen vs. Illinois State..... 1977
110 Vincent Allen vs. Eastern Illinois..... 1974
110 Vincent Allen vs. Illinois State..... 1973
110 Tony West at Southern Illinois..... 2006
110 Darius Gates at Youngstown State..... 2008
109 Rick Dwenger vs. Louisville..... 1982
109 Vincent Allen vs. E. Michigan..... 1975
109 Vincent Allen vs. C. Michigan..... 1974
109 Rip Warren vs. Eastern Illinois..... 1973
109 Mike Smutney vs. Evansville..... 1972
109 Jim Brumfield vs. Butler..... 1969
108 David Wright vs. W. Kentucky..... 1995
108 David Wright vs. Illinois State..... 1992
108 Derrick Franklin vs. Southern Illinois..... 1989
107 Eric Robinson vs. West Texas St..... 1981
107 Zack Washington vs. New Mexico St..... 1980
106 Kip Hennelly vs. Lock Haven..... 1992
106 Derrick Franklin vs. Concord..... 1991
105 David Wright vs. Minnesota..... 1993
105 Greg Washington vs. Dayton..... 1975
105 Vincent Allen vs. Illinois State..... 1974
104 Wayne Davis vs. Illinois State..... 1981
104 Mel Burks vs. Southern Illinois..... 1975
104 Vincent Allen vs. Southern Illinois..... 1974
104 Andre Forte vs. Southern Illinois..... 2005
103 Calvin Thomas vs. Missouri St..... 2000
103 Derrick Franklin vs. Eastern Illinois..... 1991
103 Shawn Young vs. Eastern Illinois..... 1989
103 Darrold Clardy vs. Central Florida..... 1984
102 Derrick Franklin vs. Northern Iowa..... 1991
102 Darrold Clardy vs. Mid. Tenn. St..... 1984
102 James Banks vs. Tulsa..... 1982
102 Antoine Brown vs. Illinois State..... 2009
102 Darrius Gates vs. Quincy..... 2009
101 Chris Lewis vs. Illinois State..... 2000
101 Shawn Young vs. C. Missouri St..... 1989
101 D.A. Daniels vs. W. Texas State..... 1979
101 Milt Allen vs. Evansville..... 1971
100 Derrick Franklin vs. Ball State..... 1991
100 Bob Downing vs. Hanover..... 1959

250 Yard Passing Games

396 Blayne Baggett at Missouri St..... 2005
391 Jeff Miller vs. Ball State..... 1985
383 Kyle Frondorf vs. Eastern Illinois..... 1986
378 John Stites vs. Northern Iowa..... 1990
373 Phillip Johnson vs. Illinois State..... 2004
353 Blayne Baggett vs. W. Illinois..... 2005
338 Wayne Gruber vs. Evansville..... 1955
335. Kyle Frondorf vs. Illinois State..... 1986
330 Ronnie Fouch vs. North Dakota State..... 2010
321 Kevin Cox vs. Glenville State..... 1995
319 John Sahn vs. Northern Iowa..... 1988
311 Ronnie Fouch vs. Missouri State..... 2010
306 Reilly Murphy vs. Murray State..... 2006
297 Blayne Baggett vs. W. Kentucky..... 2005
296 Kip Hennelly vs. Northern Iowa..... 1991
295 Ronnie Fouch vs. Southern Illinois..... 2011
290 Ronnie Fouch vs. Youngstown State..... 2010

289	Blayne Baggett vs. S. Illinois.....	2005
284	Ronnie Fouch vs. South Dakota State....	2010
282	Verbie Walder vs. C. Michigan.....	1969
281	Julian Reese at Eastern Illinois.....	2002
279	John Sahn vs. Northern Iowa.....	1989
279	Reilly Murphy vs. Illinois State.....	2006
276	Jeff Miller vs. Illinois State.....	1985
269	John Sahn vs. Missouri State.....	1988
266	Jeff Miller vs. St. Cloud State.....	1985
262	Blayne Baggett at Murray St.....	2005
260	Blayne Baggett vs. E. Illinois.....	2005
259	Blayne Baggett vs. Northern Iowa.....	2005
254	John Sahn vs. Illinois State.....	1988
254	Jeff Miller vs. W. Texas State.....	1985
252	John Sahn vs. Minnesota.....	1989
250	Ronnie Fouch vs. Illinois State.....	2010

100 Yard Receiving Games

319	Bill Griffith vs. Evansville.....	1955
253	Chris Johnson vs. Illinois State.....	1986
194	Sam Logan at Missouri State.....	2005
187	Steve Elmlinger vs. Northern Iowa.....	1988
185	Demetrius Dowler vs. Northern Iowa.....	1991
170	Rick Carr vs. Western Illinois.....	1974
168	Donald Spencer vs. Southern Illinois.....	2011
165	Sam Logan vs. Western Illinois.....	2005
163	Steve Elmlinger vs. Missouri State.....	1988
163	Joe Downing vs. Ball State.....	1985
161	Sam Logan vs. Illinois State.....	2004
161	Steve Elmlinger vs. Western Illinois.....	1988
159	Tony Brewer vs. Northern Iowa.....	1990
159	Kirk Wilson vs. New Mexico St.....	1980
154	Demetrius Dowler vs. Eastern Illinois.....	1992
152	Rodney Porter vs. Eastern Illinois.....	1987
151	Glenn Damato vs. Akron.....	1972
151	Sam Logan at Murray State.....	2005
149	Steve Schmid vs. Akron.....	1968
147	Alex Jones vs. Youngstown State.....	2010
146	Justin Hilton vs. Missouri State.....	2010
144	Matt Nelson vs. Southern Illinois.....	1998
144	Gary Cannon vs. Eastern Illinois.....	1986
143	Justin Hilton at Western Kentucky.....	2011
143	Gary Cannon vs. Cincinnati.....	1987
140	Steve Elmlinger vs. Cincinnati.....	1988
139	Kirk Wilson vs. Drake.....	1980
138	Rodney Porter vs. Western Illinois.....	1987
138	Anthony Kimball vs. Southern Illinois.....	1983
137	Eddie Ruffin vs. New Mexico St.....	1979
136	Carl Berman at Eastern Illinois.....	2006
133	Jamie Petrowski vs. W. Kentucky.....	2005
131	Justin Hilton vs. Quincy.....	2010
130	Sam Logan vs. Illinois State.....	2004
130	Carl Berman at Western Illinois.....	2006
129	Kirk Wilson vs. Wichita State.....	1978
123	Courtland Tubbs vs. Eastern Illinois.....	1996
123	Joe Downing vs. Central Florida.....	1984
123	Eddie Ruffin vs. W. Texas State.....	1980
120	Terry Bell vs. W. Texas State.....	1985
119	Alex Jones vs. Western Illinois.....	2011
118	Bryant Kent vs. Illinois State.....	2010
116	Terry Bell vs. Wichita State.....	1983
114	Steve Schmid vs. C. Michigan.....	1969
114	Sam Logan vs. W. Kentucky.....	2004
112	Terry Bell vs. Western Illinois.....	1985
112	Glenn Damato vs. C. Michigan.....	1973
111	Rodney Porter vs. C. Missouri St.....	1989
111	Glenn Damato vs. N. Illinois.....	1973
111	Markus Naves vs. Eastern Illinois.....	2004
110	Charles Swann vs. Northern Iowa.....	1989
109	Rodney Porter vs. Salem.....	1987
109	Carl Berman vs. Youngstown State.....	2005
108	Eddie Ruffin vs. Southern Illinois.....	1980
108	Charles Swann vs. Kansas State.....	1991
107	Glenn Damato vs. Southern Illinois.....	1973

300 Tackle Club

Aaron Archie, LB			
Year	Solo	Asst.	Total
2009	52	65	117
2010	31	29	60
2011	48	74	122
2012	50	79	129
TOTALS	181	247	428

Richard Moss, LB			
Year	Solo	Asst.	Total
1993	54	59	113
1994	49	41	90
1995	58	51	109
1996	52	62	114
TOTALS	213	213	426

Dietrich Lapsley, LB			
Year	Solo	Asst.	Total
1999	39	34	73
2000	72	24	96
2001	35	40	75
2002	103	68	171
TOTALS	249	166	415

Marty Murray, LB			
Year	Solo	Asst.	Total
1975	78	59	137
1976	88	68	156
1977	82	39	121
TOTALS	248	166	414

Craig Shaffer, LB			
Year	Solo	Asst.	Total
1978	31	58	89
1979	24	45	69
1980	81	80	161
1981	47	47	94
TOTALS	183	230	413

Robert High, S			
Year	Solo	Asst.	Total
1994	37	62	99
1995	48	48	96
1996	36	54	90
1997	48	60	108
TOTALS	169	224	393

Jacolby Washington, LB			
Year	Solo	Asst.	Total
2009	33	33	66
2010	59	33	92
2011	39	81	120
2012	42	68	110
TOTALS	173	215	388

Alex Sewall, S			
Year	Solo	Asst.	Total
2008	52	38	90
2009	33	51	84
2010	39	31	70
2011	51	63	114
TOTALS	175	183	358

Eric Christensen, LB			
Year	Solo	Asst.	Total
1988	8	7	15
1989	44	70	114
1990	41	74	115
1991	49	55	104
TOTALS	142	206	352

Terrance Miles, DB			
Year	Solo	Asst.	Total
2000	59	45	104
2001	51	60	111
2002	17	12	29
2003	60	38	98
TOTALS	187	155	342

John Allman, Safety			
Year	Solo	Asst.	Total
1978	72	45	117
1979	59	69	128
1980	38	53	96
TOTALS	169	167	336

Tony Albrinck, LB			
Year	Solo	Asst.	Total
1998	14	9	23
1999	63	48	111
2000	71	32	103
2001	48	38	86
TOTALS	196	127	323

Dan Maher, LB			
Year	Solo	Asst.	Total
1979	18	22	40
1980	56	74	130
1981	30	28	58
1982	43	42	85
TOTALS	147	166	313

Chris Libaire, LB			
Year	Solo	Asst.	Total
1994	32	30	62
1995	66	79	145
1996	40	53	93
TOTALS	138	162	300

Quintin Mikell, LB			
Year	Solo	Asst.	Total
1980	6	13	19
1981	33	24	57
1982	53	42	95
1983	54	75	129
TOTALS	146	154	300

107	Glenn Damato vs. Drake.....	1971
106	Rodney Porter vs. Northern Iowa.....	1987
106	Terry Bell vs. Illinois State.....	1985
106	Dennis Wilkerson vs. Ball State.....	1975
105	Eddie Ruffin vs. Wichita State.....	1980
104	Sam Logan vs. Eastern Illinois.....	2003
104	Kirk Wilson vs. Akron.....	1979
104	Brian Jackson at Purdue.....	2006
103	Justin Hilton vs. North Dakota State.....	2011

103	Bryant Kent vs. South Dakota State.....	2010
102	Rodney Porter vs. Ball State.....	1989
102	Gary Cannon vs. Cincinnati.....	1986
102	Hubert Moore vs. NE Louisiana.....	1978
102	Roger Voorhis vs. Akron.....	1971
102	Carl Berman vs. Southern Illinois.....	2005
101	Jerry Surdy vs. Eastern Illinois.....	1969

Overall Record: W-367, L-489, T-23 ▶ Season Openers: W-43, L-58, T-7 ▶ Home Openers: W-59, L-35, T-3

1896 (0-1)
Terre Haute H.S. L 5 at Rockville H.S. 5
Coach: Unknown

1897 (NA)
Terre Haute H.S.
Butler
Plainfield Academy
Paris (IL) H.S.
Danville Normal
Vincennes U.
Coach: Unknown

1898 (1-2)
0 at DePauw 57
5 at Rose-Hulman 6
22 at Sullivan H.S. 0
Coach: Fred Dubridge

1899-1900
(No team formed)

1901 (2-3-1)
0 at Terre Haute H.S. 0
6 Terre Haute H.S. 11
0 at Eastern Illinois 16
11 Rose-Hulman 0
22 Brazil H.S. 0
0 Vincennes U. 5
Coach: C.C. Whitlock

1902 (3-4)
5 Terre Haute H.S. 12
0 Manual H.S. 29
0 Eastern Illinois 21
6 Terre Haute H.S. 0
10 at Eastern Illinois 0
23 Central Normal 2
0 Terre Haute H.S. 6
Coach: Unknown

1903
(No team formed)

1904 (0-5-1)
0 at Butler 47
0 DePauw 16
6 at Eastern Illinois 12
0 Butler 17
5 Eastern Illinois 5
0 Rose-Hulman 12
Coach: Unknown

1905 (0-2)
0 at DePauw 33
0 Butler 101
Coach: Unknown

1906 (0-2)
0 Eastern Illinois 11
0 at Eastern Illinois 23
Coach: Unknown

1907 (0-2-1)
0 at Butler 0
5 Eastern Illinois 32
0 DePauw 28
Coach: Frurip

1908
Football banned by the faculty.

1909 (0-0-1)
5 at Rockville H.S. 5
Coach: Dr. McCarthy

1910-1919
No team formed

1920 (3-2)
40 at Union Christian 0
60 Union Christian 6
21 Hanover 7
7 Rose Polytechnic 28
6 Jas. Millikin 158
Coach: Ray Hanna



Art Strum
1923-26, 1932, 1942
21-20-2, .511

1923 (3-3)
15 at Central Normal 9
0 Eastern Illinois 16
24 Oakland College 6
2 at Evansville 27
24 Vincennes University 6
0 Rose-Hulman 19
Coach: Art Strum

1924 (6-2)
17 Danville Normal 2
47 Ball State 0
45 St. Joseph 0
79 Vincennes University 0
6 at Oakland City 13
13 at Eastern Illinois 25
31 Evansville 13
25 Rose-Hulman 6
Coach: Art Strum

1925 (2-4-1)
0 at Indiana 31
72 at Vincennes U. 0
0 at DePauw 26
6 at Franklin 7
0 at Millikin 13
20 Ball State 7
10 Eastern Illinois - HC 10
Coach: Art Strum

1926 (2-4-1)
0 at Eastern Illinois 0
9 Franklin 33
6 at Wabash 33
40 Oakland City 0
0 at Purdue 38
10 Eastern Kentucky - HC 7
0 at Northern Illinois 3
Coach: Art Strum



Wally Marks
1927-30, 1933-41,
1946-48
62-56-7, .524

1927 (4-2-1)
12 at Oakland City 0
13 Manchester 13
0 at Franklin 6
0 at Wabash 40
7 Eastern Illinois - HC 6
13 at Evansville 0
27 Northern Illinois 12
Coach: Wally Marks

1928 (4-3)
0 at Indiana "B" 39
7 Valparaiso 6
0 at Eastern Illinois 19
6 at Wabash 27
19 Franklin - HC 0
30 Evansville 0
37 Oakland City 6
Coach: Wally Marks

1929 (5-2-1)
14 at Valparaiso 0
13 Manchester 6
0 at Chicago 18
32 at Evansville 0
0 at Franklin 0
6 Eastern Illinois - HC 7
20 Oakland City 0
30 Rose-Hulman 6
Coach: Wally Marks

1930 (5-3-1)
26 at Oakland City 0
8 Franklin 0
6 Wabash 12
18 Danville - HC 7
0 Evansville 0
0 at Eastern Illinois 34
13 Indiana Central 6
0 at Kirksville (Mo.) 32
7 Rose-Hulman 0
Coach: Wally Marks



Roy Goodlad
1931
4-3-0, .571

1931 (4-3)
0 Oakland City 13
0 Illinois "B" 13
0 at Franklin 40
6 Eastern Illinois 0
19 Indiana Central 0
13 Ball State - HC 7
13 at Evansville 7
Coach: Roy Goodland

1932 (3-5)
6 at Franklin 32
63 Oakland City 0
0 at Valparaiso 33
6 Rose-Hulman - HC 0
6 at Eastern Illinois 12
26 Danville Normal 12
0 Manchester 14
0 at Ball State 12
Coach: Art Strum

1933 (7-1)
20 Gary 0
0 Valparaiso 26
25 at Manchester 6
13 Evansville - HC 12
30 at Danville Normal 6
19 Eastern Illinois 6
0 9 Ball State 6
38 Rose-Hulman 19
Coach: Wally Marks

1934 (3-5)
20 at Evansville 0
7 Valparaiso 14
31 Rose-Hulman 0
0 at Butler 12
0 at Eastern Illinois 19
0 6 Franklin - HC 0
6 at Ball State 15
14 Eastern Michigan 34
Coach: Wally Marks

1935 (5-3)
0 at SEMO 14
14 at Hanover 7
32 Eastern Illinois 13
7 at Butler 33
6 at Franklin 0
12 Ball State — HC 6
7 at Eastern Michigan 10
16 Evansville 0
Coach: Wally Marks

1936 (2-3-2)
0 Illinois State 0
6 Hanover 0
3 at Ball State 0
0 at Eastern Illinois 12
0 Evansville 0
13 E. Michigan - HC 19
Coach: Wally Marks

1937 (1-7)
0 at Illinois State 21
13 Eastern Illinois 20
6 at Hanover 13
7 at Franklin 13
0 Valparaiso 13
7 Evansville 0
0 Ball State - HC 7
7 at Eastern Michigan 33
Coach: Wally Marks

1938 (1-7)
0 Michigan Normal 37
13 Franklin 14
9 at Ball State 13
6 Hanover 12
20 at Valparaiso 34
7 at Evansville 6
7 Eastern Illinois - HC 19
7 at Eastern Kentucky 36
Coach: Wally Marks

1939 (2-6)
14 at Lawrence (WI) 21
7 Ball State 28
0 at Butler 34
7 Louisville - HC 0
13 at Valparaiso 14
7 Eastern Kentucky 36
6 at Bradley Tech 30
7 at Eastern Illinois 6
Coach: Wally Marks

1940 (5-1-2)
0 at Louisville 0
20 Lawrence (Wisc.) 7
7 Eastern Illinois 7
0 Valparaiso - HC 13
27 Grand Rapids 0
6 Illinois State 0
27 at Ball State 7
29 Franklin 6
Coach: Wally Marks

1941 (5-2)
19 at Illinois State 6
6 Franklin — HC 0
32 Valparaiso 0
14 at Grand Rapids 19
14 at Eastern Michigan 0
0 Ball State 7
19 at Eastern Illinois 6
Coach: Wally Marks

1942 (4-3)
14 Illinois State 0
26 Eastern Illinois 0
2 at Valparaiso 14
25 Evansville 6
25 at Louisville 7
7 St. Joseph's - HC 19
7 at Ball State 16
Coach: Art Strum

1943 (0-5-1)
0 at SEMO 13
7 at Illinois State 18
6 DePauw 39
0 Illinois Wesleyan - HC 37
0 at Bowman Field 12
0 at Illinois Wesleyan 0
Coach: Miller & Lewis

1944 (5-2-1)
12 Wabash 14
7 SEMO 0
0 Central Michigan 25
33 Illinois State 13
55 Southern Illinois 6
26 Wabash - HC 26
13 Illinois State 6
39 George Field 6
Coach: Phil Brown

1945 (2-4)
6 at Wabash 40
12 Eastern Kentucky 19
26 at Eastern Illinois 6
6 Valparaiso 26
6 at Illinois State 13
28 Danville Normal 0
Coach: Bob LeCray

1946 (4-4)
13 Illinois State 0
0 Wabash 13
7 at Butler 13
0 13 Evansville 14
0 at St. Joseph's 19
21 at Danville Normal 0
13 Eastern Illinois - HC 0
3 Ball State 0
Coach: Wally Marks

1947 (5-3)
7 at Illinois State 20
13 Valparaiso 0
21 Southern Illinois 6
26 at Illinois Wesleyan 13
0 at Marshall 33
14 at Eastern Illinois 13
7 St. Joseph's - HC 6
10 at Ball State 14
Coach: Wally Marks

1948 (4-4)
9 Illinois State 7
13 at Valparaiso 0
6 at Southern Illinois 20
6 Illinois Wesleyan 0
21 Eastern Illinois - HC 20
7 12 at Evansville 13
0 at St. Joseph's 7
7 Ball State 10
Coach: Wally Marks



George Ashworth
1949-50
2-16-1, .132

1949 (1-9)
0 at Illinois State 28
0 at Valparaiso 32
9 Southern Illinois 7
14 at Butler 47
0 at Oklahoma City 55
0 at Eastern Illinois 33
6 St. Joseph's - HC 33
6 at Ball State 34
0 Hillsdale 48
14 at Southern Illinois 41
Coach: George Ashworth

1950 (1-7-1)
0 Illinois State 0
6 Valparaiso 46
0 at Southern Illinois 20
0 at St. Joseph's 7
27 Indiana Cent. - HC 7
0 Eastern Illinois 47
0 at DePauw 33
0 at Ball State 20
0 Butler 32
Coach: George Ashworth



Mark Dean
1951-54, 1956
15-20-4, .436

1951 (0-6-1)

7	at Illinois State	27
7	at Valparaiso	46
0	St. Joseph's	13
0	at Ball State	0
0	at Heidelberg	40
13	DePauw - HC	14
7	Butler	14

Coach: Mark Dean

1952 (4-1-3)

33	Illinois State	7
0	Valparaiso	0
40	at Evansville	7
21	at St. Joseph's	3
13	Butler	13
0	Ball State - HC	33
14	at DePauw	7
7	at Hanover	7

Coach: Mark Dean

1953 (5-3)

14	at Ripon	0
13	at Valparaiso	31
31	Evansville	13
23	St. Joseph's - HC	14
6	at Ball State	33
12	at Butler	47
38	DePauw	0
48	Hanover	13

Coach: Mark Dean

1954 (4-4)

40	at Eastern Illinois	7
13	Valparaiso	20
6	at Evansville	41
20	St. Joseph's — HC	21
14	Ball State	13
26	at Butler	38
21	at DePauw	14
33	at Hanover	13

Coach: Mark Dean



Paul Selge
1955
2-7-0, .222

1955 (2-7)

13	at Eastern Illinois	33
6	at Ball State	19
0	St. Joseph's	27
9	at Valparaiso	27
26	Franklin — HC	7
6	Hanover	20
19	Evansville	33
14	DePauw	6
19	Butler	26

Coach: Paul Selge

1956 (2-6)

13	E. Illinois	7
19	Valparaiso - HC	33
0	at Butler	33
13	at St. Joseph's	59
14	Ball State	26
27	Anderson	7
14	at Evansville	26
13	at DePauw	46

Coach: Mark Dean



Bill Jones
1957-65
32-37-1, .464

1957 (1-6)

14	Eastern Illinois	0
27	at Evansville	34
6	DePauw - HC	26
0	at Butler	27
0	at St. Joseph's	42
7	at Anderson	23
0	Ball State	20

Coach: Bill Jones

1958 (2-6)

8	at Eastern Illinois	30
6	Evansville	21
14	at DePauw	16
8	Butler - HC	31
0	at St. Joseph's	44
14	Valparaiso	12
8	at Ball State	26
19	Hanover	13

Coach: Bill Jones

1959 (5-3)

7	Eastern Illinois	6
6	at Evansville	8
28	DePauw	20
6	at Butler	41
20	St. Joseph's	14
7	at Valparaiso	28
29	Ball State	8
19	at Hanover	16

Coach: Bill Jones

1960 (3-4)

0	at Eastern Illinois	30
7	Evansville	11
7	at DePauw	15
14	Butler - HC	21
21	at St. Joseph's	7
14	Valparaiso	13
26	at Ball State	23

Coach: Bill Jones

1961 (2-6)

20	Eastern Illinois	23
20	at Indiana Central	26
7	at Valparaiso	20
14	Evansville - HC	15
41	at Ball State	0
0	Butler	26
14	at DePauw	28
13	St. Joseph's	9

Coach: Bill Jones

1962 (5-3)

0	at Eastern Illinois	13
40	Indiana Central	0
10	Valparaiso — HC	11
26	at Evansville	7
22	Ball State	0
20	at Butler	41
13	DePauw	0
16	at St. Joseph's	0

Coach: Bill Jones

1963 (4-4)

14	Eastern Illinois	6
20	at Illinois State	7
14	at Valparaiso	19
29	Evansville - HC	7
7	at Ball State	15
6	Butler	7
0	at DePauw	21
28	St. Joseph's	0

Coach: Bill Jones

1964 (6-2)


25	at Eastern Illinois	14
26	Illinois State	7
35	Valparaiso - HC	6
14	at Evansville	20
17	Ball State	0
2	at Butler	7
6	DePauw	0
35	at St. Joseph's	8

Coach: Bill Jones

1965 (4-3-1)

17	Eastern Illinois	0
7	Butler	27
42	at Illinois State	21
6	at St. Joseph's	14
24	Valparaiso - HC	21
14	at Evansville	0
15	Ball State	52
14	at DePauw	14

Coach: Bill Jones



Jerry Huntsman
1966-72
43-24-1, .639

1966 (6-2)

32	at Eastern Illinois	0
6	at Butler	28
25	Illinois State	6
19	St. Joseph's - HC	0
19	at Valparaiso	16
20	Evansville	18
20	at Ball State	31
30	DePauw	8

Coach: Jerry Huntsman

1967 (6-4)

41	Eastern Illinois	6
23	Butler	7
0	at Northern Illinois	34
13	at St. Joseph's	0
47	Valparaiso - HC	12
15	at Evansville	14
24	Ball State	26
14	at DePauw	17
7	Western Illinois	26
9	at Tampa	7

Coach: Jerry Huntsman

1968 (9-1)

23	at Eastern Illinois	0
13	at Akron	41
28	at Butler	12
19	Northern Illinois	7
48	St. Joseph's - HC	6
28	at Valparaiso	0
40	Evansville	14
20	at Ball State	14
41	DePauw	17
14	at Western Ill.	10

Coach: Jerry Huntsman

1969 (6-3-1)

41	Eastern Illinois	6
7	at Western Kentucky	7
14	at Evansville	8
14	Eastern Michigan - HC	13
26	at Ball State	0
7	at Southern Illinois	29
54	at Butler	31
42	Illinois State	25
24	Central Michigan	25
12	at Eastern Kentucky	14

Coach: Jerry Huntsman

1970 (5-5)

28	at Eastern Illinois	18
6	Western Kentucky	30
20	Evansville	7
21	at Eastern Michigan	25
26	Ball State - HC	28
17	at Akron	8
61	Butler	0
28	at Illinois State	7
7	at Central Michigan	17
0	Eastern Kentucky	9

Coach: Jerry Huntsman

1971 (4-6)

21	at Western Illinois	23
28	Eastern Illinois	7
21	at Evansville	13
6	Central Michigan	21
17	at Ball State	20
19	Illinois State - HC	23
14	at Butler	21
17	Southern Illinois	3
37	Akron	10
15	Drake	27

Coach: Jerry Huntsman

1972 (7-3)

7	Cincinnati	10
17	at Eastern Illinois	14
28	Evansville	6
0	at Central Michigan	34
10	Ball State	21
32	at Illinois State	8
49	Butler	21
41	Western Illinois - HC	7
21	Akron	17
31	at Southern Illinois	3

Coach: Jerry Huntsman

1973 (4-7)

24	at Northern Illinois	42
17	at Eastern Illinois	0
14	Eastern Michigan	25
3	at Arkansas State	9
17	at Ball State	18
7	Central Michigan - HC	21
41	at Butler	13
22	Western Illinois	14
14	at Akron	31
17	Illinois State	21
36	Southern Illinois	17

Coach: Tom Harp

1974 (5-5)

21	Eastern Illinois	6
10	Southern Illinois	8
23	at Northern Illinois	14
31	Ball State	22
0	at Central Michigan	49
3	at Western Carolina	18
56	Butler - HC	27
0	at Akron	21
7	at Illinois State	16
7	at Western Illinois	32

Coach: Tom Harp

1975 (5-5)

7	at Eastern Michigan	30
23	at Southern Illinois	21
16	at Ball State	20
21	Northern Illinois	10
56	Dayton	14
42	Illinois State - HC	13
11	at Akron	14
26	Nebraska-Omaha	9
7	at Tulsa	62
7	at Delaware	46

Coach: Tom Harp

1976 (3-7)

31	Arkansas State	21
14	Dayton	20
13	at Ball State	20
21	Northern Illinois	10
21	Evansville	14
20	Illinois State - HC	13
11	at Akron	14
26	Nebraska-Omaha	9
7	at Tulsa	62
7	at Delaware	46

Coach: Tom Harp

1977 (3-7)

7	at McNeese State	25
14	at Southern Illinois	9
14	Western Carolina	15
3	at Akron	20
23	at Drake	20
20	Illinois State - HC	10
20	at West Texas St.	31
18	Ball State	42
14	Wichita State	41
16	at Louisville	27

Coach: Tom Harp



Tom Harp
1973-77
20-31-0, .392

1978 (3-8)

9	New Mexico St.	14
31	Western Illinois	20
8	at E. Michigan	27
12	at Louisville	31
0	at Ball State	7
13	Drake - HC	0
7	West Texas State	36
0	at N.E. Louisiana	14
7	Southern Illinois	28
14	at Illinois State	27
42	Wichita State	18

Coach: Dick Jamieson

1979 (8-3)

21	Eastern Illinois	6
10	Southern Illinois	8
23	at Northern Illinois	14
31	Ball State	22
0	at Central Michigan	49
3	at Western Carolina	18
56	Butler - HC	27
0	at Akron	21
7	at Illinois State	16
7	at Western Illinois	32

Coach: Tom Harp

1980 (6-5)

7	at Eastern Michigan	30
23	at Southern Illinois	21
16	at Ball State	20
21	Northern Illinois	10
56	Dayton	14
42	Illinois State - HC	13
11	at Akron	14
26	Nebraska-Omaha	9
7	at Tulsa	62
7	at Delaware	46

Coach: Tom Harp

1981 (5-5-1)

7	at McNeese State	25
14	at Southern Illinois	9
14	Western Carolina	15
3	at Akron	20
23	at Drake	20
20	Illinois State - HC	10
20	at West Texas St.	31
18	Ball State	42
14	Wichita State	41
16	at Louisville	27

Coach: Tom Harp

1982 (5-5-1)

8	at N.E. Louisiana	38
14	at Drake	17
41	New Mexico State	6
14	Wichita State	14
31	Ball State	7
19	Tulsa	20
34	Illinois State	14
3	Southern Illinois	17
14	at West Texas St.	17

1982 (5-6)

10	at Central Michigan	35
14	New Mexico St.	10
13	McNeese State	10
17	at Ball State	0
29	at Drake	19
0	at Maryland	38
12	E. Illinois - HC	16
9	at Southern Ill.	21
24	Illinois State	7
23	at Louisville	35
14	at Tulsa	48

Coach: Dennis Raetz

1987 (5-6)

55	Salem College	0
0	Boston University	34
10	at W. Illinois	12
14	Northern Iowa	38
0	Missouri State	42
0	at Georgia Tech	38
14	Eastern Illinois	20
10	at Illinois State	3
24	Southern Illinois—HC	7
40	Cincinnati	16
24	Ball State	23

Coach: Dennis Raetz

1992 (6-5)

3	at Oklahoma State	35*
14	at Western Kentucky	34
12	Illinois State	7
66	Lock Haven	13
24	Youngstown State	30
28	at Eastern Illinois	31
63	Glenville State	49
30	at Western Illinois	42
13	Northern Iowa — HC	34
31	Missouri State	28
35	at Southern Illinois	42

*Game forfeited to ISU
Coach: Dennis Raetz

1997 (3-8)

0	at Murray State	13
19	Kentucky State	6
6	at North Texas	41
19	Southern Illinois	14
0	Youngstown State — HC	31
7	at Missouri State	22
3	Western Illinois	37
16	at Illinois State (2OT)	13
14	Eastern Illinois	21
21	Western Kentucky	21
21	at Northern Iowa (3OT)	29

Coach: Dennis Raetz

2002 (5-7)

17	at Western Michigan	48
14	Cumberland	10
21	at Ball State	23
19	at Eastern Illinois	26
34	Murray State (OT)	31
16	at Youngstown St.	31
23	Missouri State (OT)	21
21	at Western Illinois	52
7	at Western Kentucky	24
21	Northern Iowa — HC	19
21	at Southern Illinois	14
12	Illinois State	20

Coach: Tim McGuire

2007 (0-11)

7	at Indiana	55
17	Austin Peay	32
10	at SEMO	13
20	Eastern Illinois	54
10	Southern Illinois	72
7	Western Illinois	19
17	at Illinois State	69
7	Western Ky. — HC	56
7	at Missouri State	63
7	Y'town State	40
14	at Northern Iowa	68

Coach: Lou West/
Dennis Raetz

1983 (9-4)

10	N.E. Louisiana	9
26	Northern Iowa	0
13	at Florida	17
33	Central Missouri	7
20	at Illinois State	37
35	Ball State	14
24	Wichita State	22
21	Southern Illinois - HC	34
17	at Eastern Illinois	13
31	at West Texas State	20
38	at Drake	0
16	*Eastern Illinois	13
7	*at Southern Illinois	23

*I-AA Playoffs
Coach: Dennis Raetz

1988 (5-6)


38	Salem College	17
0	at Florida	58
21	Western Illinois	24
24	Eastern Illinois	12
27	Missouri State	24
7	at Southern Illinois	10
26	Illinois State — HC	18
24	at Northern Iowa	6
7	at Youngstown St.	25
21	at Cincinnati	40
10	Ball State	24

Coach: Dennis Raetz

1993 (4-7)

21	at Air Force	63
10	at Minnesota	27
21	at Missouri State	31
27	Eastern Illinois	24
10	at Northern Iowa	10
3	at Illinois State	17
41	Western Kentucky — HC	14
26	Southern Illinois	35
10	at Youngstown State	17
49	West Virginia Tech	6
16	Western Illinois	6

Coach: Dennis Raetz



Tim McGuire
1998-2004
24-55-0, .304

1998 (5-6)

0	at Kansas State	66
21	at SE Missouri State	14
14	at Youngstown State	20
38	St. Joseph's (Ind.)	7
20	Illinois State	24
24	Missouri State — HC	14
27	at S. Illinois	21
28	Northern Iowa	31
9	at W. Illinois	26
14	at Western Kentucky	42
10	Murray State	10

Coach: Tim McGuire

2003 (3-9)

7	at Ball State	31
13	Florida International	10
3	at Indiana	33
17	at Murray State	10
23	Eastern Illinois	7
14	Southern Illinois	37
14	at Northern Iowa	22
24	Youngstown St. (OT)	30
14	Western Kentucky — HC	59
10	at Missouri State	45
28	Western Illinois	34
3	at Illinois State	38

Coach: Tim McGuire



Trent Miles
2008-Present
13-32, .289

1984 (9-3)

42	Wayne State	6
24	Eastern Illinois	17
19	Illinois State	7
27	Central Missouri	3
34	n-Ball State	6
44	at Louisville	21
17	Drake - HC	3
27	at Southern Illinois	10
38	Central Florida	0
17	Tulsa	24
2	at Western Illinois	22
41	*Middle Tennessee St.	42

*I-AA Playoffs
Coach: Dennis Raetz

1989 (4-7)

21	Central Mo. St.	15
10	at SMS	31
42	Austin Peay	15
7	at Eastern Illinois	21
14	at Minnesota	34
19	Youngstown State	20
3	Northern Iowa — HC	24
13	at Illinois State	15
27	Ball State — HD	34
35	Southern Illinois	24
10	at Western Illinois	7

Coach: Dennis Raetz

1994 (5-6)

17	at Toledo	20
41	Lock Haven	14
63	West Virginia Tech	0
12	Illinois State	7
10	Northern Iowa	11
27	at Southern Illinois	14
17	at Western Illinois	38
7	Missouri State — HC	10
21	at Eastern Illinois	30
28	at Western Kentucky	16
3	Youngstown State	14

Coach: Dennis Raetz

1999 (3-8)

0	at Iowa State	33
0	at Oklahoma	49
24	at Eastern Kentucky	31
28	Youngstown State	31
17	at Illinois State	20
34	SE Missouri State	13
39	Western Illinois — HC(OT)	36
21	at Northern Iowa	44
66	Southern Illinois	44
30	Western Kentucky (OT)	34
14	at Missouri State	31

Coach: Tim McGuire

2004 (4-7)

0	at Miami (Ohio)	49
33	at Eastern Illinois (OT)	30
28	Murray State	21
41	UT-Martin	24
41	Illinois State (2OT)	38
27	at Western Illinois	29
28	Missouri State — HC	31
9	at Western Kentucky	31
20	at Youngstown St.	45
6	Northern Iowa	58
10	at Southern Illinois	59

Coach: Tim McGuire



Lou West
2005-2007
1-32, .030

1985 (4-6)

31	St. Cloud State	14
7	at Eastern Illinois	39
10	at Kansas	37
17	Drake	10
27	at West Texas St.	29
7	at Northern Iowa	24
42	Western Illinois - HC	24
41	Southern Illinois	38
27	n-Ball State	29
21	at Illinois State	24

Coach: Dennis Raetz

1990 (4-7)

37	Central Missouri St.	16
17	at Southern Illinois	20
26	Missouri State	33
13	at Purdue	41
10	at Western Illinois	28
52	Murray State	0
22	Eastern Illinois	31
37	Northern Iowa — HC	23
10	at Ball State	42
24	Illinois State	28
29	at Western Kentucky	27

Coach: Dennis Raetz

1995 (7-4)

31	Mars Hill	0
10	at Mississippi	56
41	Glenville State	14
30	Western Illinois	13
52	Southern Illinois	3
16	at Missouri State	9
20	at Northern Iowa	27
27	Western Kentucky — HC	6
13	at Youngstown State	6
0	at Illinois State	25
6	Eastern Illinois	27

Coach: Dennis Raetz

2000 (1-10)

24	Eastern Illinois	42
10	Eastern Kentucky	34
0	at Western Michigan	56
24	at Murray State	41
7	at Western Illinois	49
7	Missouri State	24
0	Illinois State	21
17	Northern Iowa — HC	49
7	at Youngstown State	42
23	Southern Illinois	22
3	at Western Kentucky	28

Coach: Tim McGuire

2005 (0-11)

13	Eastern Illinois	24
10	St. Francis (Ind.)	42
15	at Murray State	27
7	at Texas Tech	63
28	Western Ky.	38
0	Y'town State	45
10	at Northern Iowa	31
20	Southern Ill. — HC	42
22	at Missouri St.	31
35	W. Illinois	63
28	at Illinois St.	70

Coach: Lou West

1986 (3-8)

27	St. Cloud St.	18
14	Missouri State	10
9	at Iowa State	64
6	at Kansas	20
3	n-Ball State	16
14	at Southern Illinois	16
28	Illinois State - HC	38
27	Buffalo	0
14	at Cincinnati	46
14	Eastern Illinois	31
10	at Northern Iowa	45

Coach: Dennis Raetz

1991 (5-6)

25	at Kansas State	26
35	Central Missouri State	6
39	Concord College	8
10	Ball State	14
3	at Illinois State	6
16	Eastern Illinois	15
19	at Missouri State	68
20	Southern Ill. — HC	30
7	Western Illinois	6
21	at Northern Iowa	49
31	Western Kentucky	14

Coach: Dennis Raetz

1996 (6-5)

48	Mars Hill	0
3	at Kansas State	59
16	at Eastern Illinois	35
47	St. Joseph's	14
34	at Liberty	10
10	at Western Illinois	7
24	at Southern Illinois	13
23	Illinois State-HC	7
20	at Western Kentucky	27
19	Northern Iowa	34
12	Missouri State	27

Coach: Dennis Raetz

2001 (3-8)

0	at Tulsa	51
14	at Eastern Illinois	44
21	at Eastern Michigan	14
13	Stephen F. Austin	31
21	Youngstown St.	35
9	W. Kentucky	22
25	at Missouri State	19
20	Southern Illinois — HC	14
13	at Northern Iowa	34
17	at Illinois State	31
15	Western Illinois	52

Coach: Tim McGuire

2006 (1-10)

35	at Purdue	60
21	at Eastern Illinois	31
40	Murray State	59
14	at Northern Illinois	48
3	at Southern Illinois	55
17	at Y'town State	55
14	Northern Iowa	34
28	Missouri State — HC	22
3	at Western Ky.	41
41	at Western Illinois	46
20	Illinois State	42

Coach: Lou West

2008 (0-12)

0	at Eastern Michigan	52
3	at Eastern Illinois	38
3	at Northern Illinois	48
21	SEMO	24
6	Illinois State	57
7	at Southern Illinois	60
0	at Western Illinois	56
9	South Dakota St. — HC	49
7	at North Dakota St.	34
21	at Youngstown St.	35
0	Northern Iowa	28
24	Missouri State (OT)	27

Coach: Trent Miles

2009 (1-10)

20	Quincy (OT)	26
10	at Louisville	30
0	Eastern Illinois	31
0	at South Dakota St.	41
0	Youngstown State	28
7	at UNI	62
21	at Illinois State	38
17	Western Illinois - HC	14
0	Southern Illinois	33
7	at Missouri State	31
17	North Dakota State	56

Coach: Trent Miles

2010 (6-5)

57	St. Joseph's	7
7	at Cincinnati	40
7	at Western Illinois	40
56	Quincy	22
59	Illinois State	24
38	Missouri State — HC (OT)	35
15	at North Dakota St.	27
41	South Dakota St.	30
20	Northern Iowa	30
30	at Youngstown St.	24
21	at Southern Illinois	49

Coach: Trent Miles

2011 (6-5)

7	at Penn State	41*
48	Butler	34
44	at Western Ky.	16
37	Youngstown St.	35
38	at South Dakota St.	28
9	at Northern Iowa	23
46	Western Illinois — HC24	
14	at Illinois State	17
16	North Dakota St.	27
28	at Missouri St.	20
28	Southern Illinois	35

* Game Vacated By Penn St.

Coach: Trent Miles

2012 (7-4)

17	at Indiana	24
44	Quincy	0
27	Drake	10
10	South Dakota St.	24
24	at Southern Illinois	3
31	Missouri State — HC	17
17	at North Dakota St.	14
23	at Western Illinois	7
45	South Dakota	14
10	Illinois State	17
6	at Youngstown St.	27

Coach: Trent Miles