

2012-13 Schedule and Results

November (2-1)

| | | |
|----|-------------------------|------------------|
| 2 | Bellarmine ^ | W, 51-39 |
| 9 | Eastern Illinois | W, 69-39 |
| 12 | Marshall | W, 55-49 |
| 16 | at Indiana | L, 48-60 |
| 20 | at IUPUI | 7:00 p.m. |
| 25 | Belmont | 4:05 p.m. |
| 29 | at Saint Louis | 8:00 p.m. |

December

| | | |
|----|---------------------------|------------------|
| 4 | Northern Illinois | 7:05 p.m. |
| 7 | Illinois (Chicago) | 7:05 p.m. |
| 16 | UT Martin | 3:00 p.m. |
| 18 | Chicago State | 7:05 p.m. |
| 22 | at Butler | 5:00 p.m. |

January

| | | |
|----|----------------------------|------------------|
| 4 | Bradley * | 7:05 p.m. |
| 6 | Northern Iowa * | 2:05 p.m. |
| 11 | at Drake * | 8:05 p.m. |
| 13 | at Creighton * | 3:05 p.m. |
| 17 | Southern Illinois * | 8:00 p.m. |
| 19 | Evansville * | 2:05 p.m. |
| 25 | at Illinois State * | 8:05 p.m. |

February

| | | |
|----|-------------------------|------------------|
| 1 | at Missouri State * | 8:05 p.m. |
| 3 | at Wichita State * | 3:05 p.m. |
| 8 | Creighton * | 7:05 p.m. |
| 10 | Drake * | 2:05 p.m. |
| 14 | at Evansville * | 8:00 p.m. |
| 16 | at Southern Illinois * | 3:05 p.m. |
| 24 | Illinois State * | 2:05 p.m. |

March

| | | |
|---|-------------------------|------------------|
| 1 | Missouri State * | 7:05 p.m. |
| 3 | Wichita State * | 2:05 p.m. |
| 7 | at Northern Iowa * | 8:00 p.m. |
| 9 | at Bradley * | 3:00 p.m. |

State Farm MVC Tournament (St. Charles, Mo.)
March 14-17 TBA

Home Games In Bold All Times Eastern
^ Exhibition * MVC game

Women's Basketball Contact: Danny Pfrank
Office: 812.237.4159
Cell: 812.870.5119
Email: danny.pfrank@indstate.edu



INDIANA STATE WOMEN'S BASKETBALL

Indiana State at IUPUI • The Jungle • November 20 • 7:00 p.m.

Indiana State Sycamores

2012-13: 2-1 (0-0 MVC)

2011-12: 15-16 (9-9 MVC)

Head Coach: Teri Moren

Career Record: 163-106 (10th season)

Record at ISU: 33-33 (3rd season)

Last Game: L, 48-60 at Indiana (Nov. 16)



IUPUI Jaguars

2012-13: 2-1 (0-0 Summit League)

2011-12: 13-19 (7-11 Summit League)

Head Coach: Austin Parkinson

Career Record: 19-44 (3rd season)

Record at IUPUI: 19-44 (3rd season)

Last Game: W, 75-69 vs. Valparaiso (Nov. 17)



Probable Starters

| | <u>FG-FGA</u> | <u>FG%</u> | <u>FT-FTA</u> | <u>FT%</u> | <u>PPG</u> | <u>RPG</u> | <u>APG</u> |
|--|---------------|------------|---------------|------------|------------|------------|------------|
| G Sr. Taylor Whitley | 9-23 | .391 | 9-12 | .750 | 9.3 | 3.3 | 5.0 |
| <i>Notes: Seventh in Indiana State history in career assists (292) ... 173 career steals ... 803 career points</i> | | | | | | | |
| G Jr. Anna Munn | 15-48 | .313 | 8-9 | .889 | 16.0 | 2.3 | 1.7 |
| <i>Notes: Tied for the MVC lead with 10 three-pointers ... MVC leader in minutes played per game (37.7)</i> | | | | | | | |
| G Fr. Kasey Johnson | 4-22 | .182 | 1-4 | .250 | 4.3 | 1.3 | 2.3 |
| <i>Notes: All four of her field goals this season have come on three-pointers ... 4-for-10 from 3PT range</i> | | | | | | | |
| G So. Jessica Valley | 4-17 | .235 | 3-4 | .750 | 4.0 | 6.7 | 1.7 |
| <i>Notes: Scored a career-high seven points at Indiana last Friday ... tied for 11th in the MVC in RPG</i> | | | | | | | |
| F So. Racheal Mahan | 13-26 | .500 | 5-14 | .357 | 10.3 | 11.0 | 1.0 |
| <i>Notes: MVC leader in total rebounds (33) and rebounds per game (11.0) ... 18 offensive rebounds</i> | | | | | | | |

Game Preview

The Indiana State women's basketball team hits the road for their second-straight game, traveling to Indianapolis to lace it up against the IUPUI Jaguars on Tuesday, Nov. 20. Tipoff is set for 7:00 p.m. from The Jungle and the IUPUI Gymnasium.

The game can be heard live on WXXR 95.9 FM and on the Nelligan Sports Marketing Radio Network as Brent Holl covers all the action on the court.

Indiana State dropped their first game of the season at Indiana last Friday, falling to Hoosiers inside Assembly Hall by a score of 60-48. Junior Anna Munn led the team with 16 points, including four three-pointers, while sophomore Racheal Mahan posted her third-straight double-digit rebounding effort.

Defense has led the Sycamores early this season, as the ISU defense has forced 49 turnovers and tallied 28 steals through three games. For the season, opponents are averaging 49.3 points per game against Indiana State.

2012 Quick Facts

General

Location Terre Haute, Ind.
 Founded.....1865
 Enrollment..... 12,114
 Nickname.....Sycamores
 ColorsRoyal Blue and White
 Arena..... Hulman Center
 Capacity 10,200
 Affiliation Division I
 Conference Missouri Valley
 President Dr. Daniel J. Bradley
 Athletics Director Ron Prettyman
 Athletics Dept. Phone (812) 237-4040
 Hulman Center Press Row (812) 237-3654

2011-12 Team Information

Record..... 15-16
 MVC Record 9-9 (T-5th)
 Home / Away Record 10-4 / 5-11
 MVC Home / Away Record..... 6-3 / 3-6
 Letterwinners Returning / Lost 7 / 5
 Starters Returning / Lost..... 2 / 3
 Newcomers..... 5

2012-13 Coaching / Staff Information

Head Coach..... Teri Moren (Purdue, '92)
 Career Record.....163-106 (10th season)
 Record at ISU 33-33 (3rd season)
 Assistant Coach John Marcum
 Assistant Coach Sara Riedeman
 Assistant Coach Joey Wells
 Graduate Manager Andrea Jones
 Basketball Office Phone (812) 237-8357

Program History

First season 1971-72 (42nd season)
 All-Time Record 578 - 553
 All-Time MVC Record 243 - 278
 MVC Regular Season Championships 3
 1987-88, 2002-03, 2005-06
 MVC Player of the Year 1
 Melanie Boeglin, 2005-06
 MVC Freshman of the Year..... 4
 Amy Hile, 1983-84
 Hazel Olden, 1990-91
 Stephanie Lisch, 2003-04
 Kelsey Luna, 2006-07
 MVC Newcomer of the Year..... 2
 Amy Amstutz, 1996-97
 Ashley Clark, 2004-05
 MVC Defensive Player of the Year 2
 Amy Amstutz, 1998-99
 Melanie Boeglin, 2004-05
 MVC Scholar-Athlete of the Year 5
 Kourtney Mennen, 2002-03
 Melanie Boeglin, 2005-06
 Laura Rudolphi, 2007-08
 Kelsey Luna, 2008-09
 Kelsey Luna, 2009-10

A Little History -- IUPUI

Tuesday's game will be the ninth meeting between Indiana State and IUPUI, with the Sycamores holding a perfect 8-0 record in the series. The Sycamores and Jaguars met inside Hulman Center last season, their first meeting since 2002, when Indiana State picked up a 65-40 victory on Nov. 22. Indiana State's last trip to Indianapolis came during the 2001-02 season, when the Sycamores won 68-55 on Dec. 5, 2001. ISU has won four games in Indianapolis during the series, winning during the 1981-82, 1983-84, 1998-99 and 2001-02 seasons.

Scouting The Jaguars

IUPUI enters Tuesday's game with a 2-1 record, coming off a 75-69 win at home over Valparaiso on Saturday. The Jaguars began the season with a 107-48 victory over Grace College before falling at Wright State on Nov. 14, 75-51. Head coach Austin Parkinson is in his third year in charge of the women's basketball program, holding a 19-44 career record. IUPUI went 13-19 in 2011-12, finishing in a tie for fifth place in the Summit League with a 7-11 mark within the conference. The team was picked to finish in fifth place this season during the league's preseason vote and earned one first-place vote. Redshirt senior forward Karah Nelson was named to the Preseason First Team All-Summit while redshirt junior guard Katie Comello was selected to the second team. Redshirt junior DeAirra Goss leads the team this season by averaging 20.0 points per game while shooting 22-for-34 (64.7%) from the field.

Game-by-Game -- IUPUI

Below is a quick look at the all-time series between Indiana State and IUPUI.

| | |
|---|--|
| 1977-78 vs. IUPUI -- W, 108-30 | Nov. 24, 1998 at IUPUI -- W, 53-47 |
| 1981-82 at IUPUI -- W, 77-53 | Dec. 5, 2001 at IUPUI -- W, 68-55 |
| 1983-84 at IUPUI -- W, 88-58 | Dec. 17, 2002 at Indiana State -- W, 70-52 |
| Dec. 3, 1997 at Indiana State -- W, 70-52 | Nov. 22, 2011 at Indiana State -- W, 65-40 |

Last 10 On The Road

Below is a quick look at the last 10 neutral site and road games for Indiana State.

| | |
|---|--|
| Jan. 14, 2012 at Bradley -- L, 58-79 | Feb. 19, 2012 at Creighton -- L, 48-63 |
| Jan. 27, 2012 at Missouri State -- L, 70-84 | March 1, 2012 at Southern Illinois -- W, 69-46 |
| Jan. 29, 2012 at Wichita State -- L, 63-74 | March 3, 2012 at Evansville -- W, 58-47 |
| Feb. 3, 2012 at Illinois State -- L, 67-78 | March 9, 2012 vs. Wichita State -- L, 49-70 |
| Feb. 17, 2012 at Drake -- L, 43-60 | Nov. 16, 2012 at Indiana -- L, 48-60 |

On The Road Under Head Coach Moren

Indiana State is 10-25 on the road in their three seasons under head coach Teri Moren. In nonconference action, the Sycamores are 3-10 in road games since the start of the 2010-11.

Munn Leads Indiana State In Scoring

Junior Anna Munn leads the Sycamores in scoring this season, averaging 16.0 points per game. The Indianapolis native and Decatur Central High School product has totaled at least 14 points in all three games this season, just the second time in her career that the ISU junior has posted three straight double-figure scoring games.

Off To A Good Start

Junior Anna Munn has posted double-figure scoring efforts in all three games this season, totaling 18 points against Eastern Illinois, 14 points against Marshall and 16 points at Indiana. Munn is the first Sycamore to start a season with three-straight double-digit scoring games since Kelsey Luna and Deja Mattox both accomplished the feat to start the 2009-10 season.

Dishing It Out

Senior Taylor Whitley stands in seventh place in Indiana State history for career assists, entering Tuesday's game with 292 for her career. The Geneva, Ill., native, has passed JoDee Rigel (278 -- 1977-81), Barbara Graves (280 -- 1979-83), Tracy Johnson (282 -- 1978-82) and Kim Darner (286 -- 1988-92) this season to break into the Top 10. Whitley needs 88 more assists to pass Amy Walker (379 -- 1991-95) for sixth place.

Between The Lines

| <u>ISU</u> | <u>Category</u> | <u>IUPUI</u> |
|------------|--------------------|--------------|
| 172 | Points | 253 |
| 57.3 | Points Per Game | 84.3 |
| 60-163 | FG-FGA | 94-209 |
| .368 | FG Percentage | .450 |
| 16-51 | 3PT-3PTA | 19-54 |
| .314 | 3PT FG Percentage | .352 |
| 36-60 | FT-FTA | 46-70 |
| .600 | FT Percentage | .657 |
| 52-66 | Off-Def Rebounds | 60-75 |
| 118 | Total Rebounds | 135 |
| 39.3 | Rebounds Per Game | 45.0 |
| 46 | Fouls | 64 |
| 48 | Assists | 52 |
| 16.0 | Assists Per Game | 17.3 |
| 45 | Turnovers | 62 |
| 15.0 | Turnovers Per Game | 20.7 |
| 7 | Blocks | 13 |
| 28 | Steals | 33 |

Active Career Leaders

Points

1. Taylor Whitley803
2. Anna Munn556
3. Racheal Mahan.....133
4. Natasha Zurek120
5. Andrea Rademacher109

3-Point Field Goals

1. Anna Munn103
2. Taylor Whitley 31
3. Andrea Rademacher 8
4. Kasey Johnson 4
- T5. Jessica Valley..... 3
- T5. Natasha Zurek 3

Rebounds

1. Taylor Whitley301
2. Anna Munn220
3. Racheal Mahan.....112
4. Natasha Zurek102
5. Andrea Rademacher 71

Free Throws

1. Taylor Whitley278
2. Anna Munn111
3. Natasha Zurek 39
4. Racheal Mahan..... 35
5. Andrea Rademacher 25

Steals

1. Taylor Whitley173
2. Anna Munn 43
3. Natasha Zurek 37
4. Jessica Valley..... 22
5. Travecia Franklin 13

Double-Doubles For Mahan

Sophomore Racheal Mahan has started her second season at Indiana State with back-to-back double-doubles, the first two of her career. The Mansfield, Ohio, native, went for 10 points and 10 rebounds against Eastern Illinois before posting career highs with 18 points and 12 rebounds against Marshall. Mahan saw her string of consecutive double-doubles come to an end at Indiana last Friday, but still pulled down 11 rebounds in the game.

Crashing The Boards

Sophomore Racheal Mahan has posted double-digit rebounds in all three games this season, leading the team with an average of 11.0 rebounds per game. The sophomore from Mansfield, Ohio, did not have at least 10 rebounds in any game as a freshman.

Consistent Effort

Freshman Marina Laramie has appeared in all three games off the bench for Indiana State this season, scoring six points in each game against Eastern Illinois, Marshall and Indiana. The O'Fallon, Mo., and Fort Zumwalt West High School product has also been active on the glass, collecting eight offensive rebounds.

30-Point Win

Indiana State posted a 30-win over Eastern Illinois to open the season, topping the Panthers 69-39 inside Hulman Center. ISU's win by 30 points was their largest margin of victory since defeating Southern Illinois by 36 points (93-57) on Feb. 25, 2011 and their largest in nonconference play since topping Southeast Missouri by 44 points (72-28) on Nov. 24, 2009.

Dominant At Home

Thanks to the home-court advantage of Hulman Center, the Sycamores have been dominant in Terre Haute over the past 11 seasons. Since the 2002-03 season, ISU has played 135 games inside Hulman Center, coming away with victories on 105 occasions.

Under 61

Indiana State is 26-3 when holding their opposition under 61 points in their three seasons with head coach Teri Moren, including a 2-1 mark this season. During MVC games, ISU is 12-1 under head coach Moren when teams score 60 points or fewer. When teams go over 60 points against ISU in the last three seasons, the Sycamores are 7-30.

First-Half Defense

The Sycamores allowed just nine points in the first half to Eastern Illinois on Friday, Nov. 9, inside Hulman Center, taking a 36-9 advantage into the locker room. The last time that ISU allowed nine points or less to an opponent in a half came back on Dec. 28, 2002, when ISU took a 59-9 lead after 20 minutes over IPFW en route to a 96-28 victory inside Hulman Center.

Helping Out

Indiana State tallied 21 assists against Eastern Illinois and 17 assists against Marshall, the first time since early last season that the Sycamores have posted at least 17 assists in back-to-back games. Last year, ISU posted 22 assists in a 66-55 victory over UT Martin on Nov. 30 before passing out 19 assists in a 75-59 road victory at Illinois (Chicago) on Dec. 2.

Offensive Rebounds

The Sycamores combined for 22 offensive rebounds as a team against Marshall, led by five from sophomore Racheal Mahan and four from freshman Marina Laramie. The 22 offensive boards was the team's best total since grabbing 24 in a 91-73 win over Pepperdine on Nov. 26, 2005, in the Pepperdine Thanksgiving Classic in Malibu, Calif., and their first time over 20 offensive rebounds since totaling 21 at home against Bradley on Feb. 10 last year.

Dominating The Glass

The Sycamores out-rebounded Eastern Illinois by a 47-31 margin (+16), the second-best margin under third-year head coach Teri Moren. Indiana State's best margin on the glass under head coach Moren came back on Feb. 25, 2011, when the Sycamores held a +17 edge (48-31) in a 93-57 win at home over Southern Illinois.

Around The MVC

MVC Standings (as of Nov. 19)

| Team | Conference | | Overall | |
|------------|------------|------------|------------|-------------|
| | W-L | GB | W-L | Pct. |
| ISU | 0-0 | --- | 2-1 | .667 |
| UE | 0-0 | --- | 2-1 | .667 |
| BRAD | 0-0 | --- | 2-1 | .667 |
| WSU | 0-0 | --- | 2-1 | .667 |
| UNI | 0-0 | --- | 2-1 | .667 |
| CU | 0-0 | --- | 1-1 | .500 |
| MSU | 0-0 | --- | 1-1 | .500 |
| DU | 0-0 | --- | 1-1 | .500 |
| ILS | 0-0 | --- | 1-2 | .333 |
| SIU | 0-0 | --- | 0-2 | .000 |

2012-13 Preseason Coaches Poll

1. Creighton (26)382
2. Wichita State (12)347
3. Illinois State (2)323
4. Northern Iowa272
5. Missouri State265
6. Bradley144
- 7. Indiana State 135**
8. Southern Illinois123
9. Drake.....121
10. Evansville119

2012-13 Preseason All-MVC

- Sr. Jessica Diamond, G..... Wichita State
 Sr. Jacqui Kalin, G Northern Iowa
 Sr. Jamie Russell, G Illinois State
 Sr. Christiana Shorter, F..... Missouri State
 Jr. Carli Tritz, G Creighton

MVC Schedule

Saturday, November 17

- San Jose State at Evansville UE, 74-65
 UNI at North Dakota State UNI, 66-50
 So. Illinois at Loyola (Chicago) ... LUC, 82-73

Sunday, November 18

- UTSA at Wichita State WSU, 50-36
 Illinois (Chicago) at Drake DU, 71-61
 Memphis at Illinois State MEM, 76-74

Tuesday, November 20

- Bradley at South Florida 5:00 p.m.
Indiana State at IUPUI 7:00 p.m.
 Creighton at South Dakota 8:00 p.m.
 Evansville at Murray State 8:00 p.m.
 Missouri State vs. Gonzaga 9:30 p.m.

Four In Double Figures

Junior Anna Munn led the team with 18 points against Eastern Illinois, while senior Taylor Whitley (14), sophomore Travecia Franklin (12) and sophomore Racheal Mahan (10) also went into double figures. Friday's win over Eastern Illinois marks the third time in ISU's last five games dating back to last season that Indiana State has had four scorers go into double figures. Munn joined Deja Mattox, Brittany Schoen and Shannon Thomas in double digits against Southern Illinois and Evansville in the final two regular season games from last season.

Stat Sheet Stuffer

Sophomore Jessica Valley made her first collegiate start against Eastern Illinois and turned in an all-around performance. The Lafayette, Ind., native, led the team with a career-high 12 rebounds while also adding four points, four assists, two steals and one block in 33 minutes.

On A Good Pace: Part I

Senior Taylor Whitley enters Tuesday's game with 803 career points, needing to average 7.5 points per game in her senior season to become the 26th member of the 1,000 Point Club at Indiana State. The Geneva, Ill., product averaged 7.6 points per game as a freshman and 12.1 points per game as a sophomore before totaling a 7.5 points per game average as a junior following an early-season knee injury.

On A Good Pace: Part II

Junior Anna Munn has knocked down 103 three-pointers in her time at Indiana State, a pace that puts the junior guard on her way to enter the Top 10 in the career rankings. Munn is just 20 threes away from 10th place, held by Georgia Bottoms (123 -- 1993-98). The Indianapolis native leads the team with 10 threes this season.

Replacing A Big Three

Indiana State will look to replace the scoring of Deja Mattox, Brittany Schoen and Shannon Thomas this season, three Sycamores that finished their careers in 2011-12 as members of the 1,000 Point Club. ISU also replaced three 1,000-point scorers following the 2005-06 season, going 19-11 overall and 12-6 in the MVC that season.

Sycamores Tabbed Seventh In MVC Preseason Poll

In the annual preseason poll voted on by the head coaches, sports information directors and a media panel from around the Missouri Valley Conference, the Indiana State women's basketball team has been picked seventh in the league heading into the 2012-13 season as announced by the league office.

The Creighton Bluejays, the 2012 MVC Tournament champions, were picked to win the league this season, receiving 26 of the 40 first-place votes and 382 points. Wichita State (12 first-place votes, 347 points), Illinois State (two first-place votes, 323 points), Northern Iowa (272 points) and Missouri State (265 points) round out the top-half of the league.

Bradley (144), Indiana State (135), Southern Illinois (123), Drake (121) and Evansville (119) complete the poll, as just 25 points separated sixth place and 10th place in the preseason standings.

Creighton junior Carli Tritz was named the Preseason Player of the Year and was joined on the Preseason All-MVC Team by Wichita State senior guard Jessica Diamond, Northern Iowa senior guard Jacqui Kalin, Illinois State senior guard Jamie Russell and Missouri State senior forward Christiana Shorter.

On To The Next One...

The Sycamores return to Terre Haute and Hulman Center on Sunday, Nov. 26, hosting Belmont at 4:05 p.m. Fans that cannot make it to the game can watch live on WTWO-TV locally in the Wabash Valley.

Sunday's game against the Bruins is part of a doubleheader inside Hulman Center, as the men's basketball team hosts High Point at 1:05 p.m.

ISU's Record When...

| | |
|-------------------------------------|-----|
| On Monday | 1-0 |
| On Tuesday | 0-0 |
| On Wednesday | 0-0 |
| On Thursday | 0-0 |
| On Friday | 1-1 |
| On Saturday | 0-0 |
| On Sunday | 0-0 |
| Before 6:00 p.m. | 0-0 |
| After 6:00 p.m. | 2-1 |
| In the Eastern Time Zone | 2-1 |
| In the Central Time Zone | 0-0 |
| Inside Hulman Center | 2-0 |
| On the Road | 0-1 |
| At a Neutral Site | 0-0 |
| In Illinois | 0-0 |
| In Indiana | 2-1 |
| In Iowa | 0-0 |
| In Kansas | 0-0 |
| In Missouri | 0-0 |
| In Nebraska | 0-0 |
| In Tennessee | 0-0 |
| ISU wins the tip | 0-0 |
| ISU losses the tip | 2-1 |
| scoring 50 points or less | 0-1 |
| scoring 51-60 points | 1-0 |
| scoring 61-70 points | 1-0 |
| scoring 70 points or more | 0-0 |
| allowing 50 points or less | 2-0 |
| allowing 51-60 points | 0-1 |
| allowing 61-70 points | 0-0 |
| allowing 71 points or more | 0-0 |
| leading or tied at the half | 2-0 |
| trailing at the half | 0-1 |
| shooting the higher FG% | 1-0 |
| shooting the lower FG% | 1-1 |
| making more three-pointers | 0-1 |
| same number of three-pointers | 1-0 |
| making fewer three-pointers | 1-0 |
| SID Danny Pfrank is at the game | 2-0 |
| SID Danny Pfrank is not at the game | 0-1 |



Head coach Teri Moren -- 3rd Season (Purdue '92)

Head coach Teri Moren is in her third season at the helm of the Indiana State women's basketball program in 2012-13, leading the Sycamores to a fifth place finish in the conference last season and their first time outside of Thursday night at the conference tournament since 2008-09. ISU finished 15-16 in 2011-12 under Moren, tying for fifth place in the league with an even 9-9 record. Moren's career record sits at 163-106 over 10 seasons as a head coach and 33-33 in three seasons in Terre Haute.

In Moren's first season, the Sycamores finished the year at 16-16 overall, including a trip to the State Farm MVC Tournament semifinals. ISU entered the 2011 conference tournament as the seventh seed after finishing the conference season with an 8-10 record, but picked up a pair of wins in the tournament over #10 Southern Illinois (83-68) and #2 Illinois State (80-51) before falling in a hard-fought game with #3 Missouri State in the semifinals (84-79).

Also in Moren's first season, Indiana State set program records for wins under a first-year head coach with 16, for assists in the game when they dished out 31 against USC Upstate on Dec. 12 and for free-throw attempts in a game when they took 52 shots at the charity stripe against Southern Illinois on Feb. 25.

Moren, a Seymour, Ind., native, came to ISU in 2010 after serving for three seasons as the associate head coach at Georgia Tech, where the Yellow Jackets had made three NCAA Tournament appearances and enjoyed three consecutive 20-win seasons.

Moren previously served as the head coach at the University of Indianapolis for seven seasons, where she compiled a 130-73 record. The 2003 WBCA Region 4 Coach of the Year, her teams made appearances in three consecutive NCAA Division II Tournaments and earned the Great Lakes Valley Conference regular-season and tournament titles in 2002-03. Moren was also an assistant coach at Northwestern in 1999-2000 and has additional assistant coaching experience for six years at Butler.

A 1992 graduate of Purdue University with a bachelor's degree in therapeutic recreation, Moren lettered four years in basketball and was a two-year starter for the Boilermakers. Her Purdue squad also earned the 1991 Big Ten Championship in Moren's junior season.

What they're saying about Coach Moren...

"I think it's a great hire for Indiana State, in particular with Teri's experience as not only an assistant coach, but as a head coach as well. Teri's experience and knowledge of Indiana basketball is tremendous. Teri loves the game of basketball, and I'm sure she's thrilled to be at Indiana State."

Lin Dunn
Head Coach, Indiana Fever
Moren's Head Coach at Purdue

"Indiana State has just hired a winner that will represent the University, women's basketball program and the State of Indiana in a first class way. Teri Moren is a perfect choice for Indiana State University and the perfect leader for the women's basketball program. She has won at every level, as a player at Purdue, as head coach at the University of Indianapolis, and most recently at Georgia Tech. Teri's heart is in the Hoosier State and she will be relentless in her pursuit to lead ISU to unprecedented success."

MaChelle Joseph
Head Coach, Georgia Tech

"Teri Moren is an outstanding choice for Indiana State. She will have the Sycamores climbing to the top of the MVC and challenging for post-season soon. She possesses a tremendous work ethic, is a relentless recruiter and has a great passion for the game. She knows how to win and will lead the Indiana State program with class."

Tricia Cullop
Head Coach, University of Toledo
Former teammate at Purdue

Career Leaders

Points

| | |
|-----------------------------------|-------|
| 1. Amy Hile (1983-87)..... | 1,944 |
| 2. Kourtney Mennen (1999-03)..... | 1,843 |
| 3. Melanie Boeglin (2002-06)..... | 1,800 |
| 4. Julie Lein (1987-91)..... | 1,585 |
| 5. Barbara Graves (1979-83)..... | 1,498 |
| 6. Shelly Newell (1976-80)..... | 1,435 |
| 7. Amy Vanderkolk (1985-89)..... | 1,434 |
| 8. Kelsey Luna (2006-10)..... | 1,429 |
| 9. Georgia Bottoms (1993-98)..... | 1,383 |
| 10. Judy Ellner (1978-82)..... | 1,367 |

Rebounds

| | |
|-----------------------------------|-----|
| 1. Shannon Thomas (2008-12)..... | 929 |
| 2. Amy Hile (1983-87)..... | 916 |
| 3. Karen Kramer (1974-78)..... | 899 |
| 4. Barbara Graves (1979-83)..... | 898 |
| 5. Tammy Hammel (1983-87)..... | 887 |
| 6. Judy Ellner (1978-82)..... | 856 |
| 7. Georgia Bottoms (1993-98)..... | 817 |
| 8. Livia Hester (1992-96)..... | 753 |
| 9. Julie Lein (1987-91)..... | 729 |
| 10. Amy Vanderkolk (1985-89)..... | 702 |

Assists

| | |
|--|------------|
| 1. Melanie Boeglin (2002-06)..... | 685 |
| 2. Krissy Holden (1990-94)..... | 542 |
| 3. Hazel Olden (1990-04)..... | 514 |
| 4. Shavonda Averette (1987-91)..... | 395 |
| 5. Shameka Robinson (1997-01)..... | 394 |
| 6. Amy Walker (1991-95)..... | 379 |
| 7. Taylor Whitley (2009-pres.)..... | 292 |
| 8. Kim Darner (1988-92)..... | 286 |
| 9. Tracy Johnson (1978-82)..... | 282 |
| 10. Barbara Graves (1979-83)..... | 280 |

Blocked Shots

| | |
|-----------------------------------|-----|
| 1. Shannon Thomas (2008-12)..... | 213 |
| 2. Laura Rudolphi (2004-08)..... | 154 |
| 3. Missy Stringham (1996-00)..... | 86 |
| 4. Livia Hester (1992-96)..... | 81 |
| 5. Erin Rhodes (1999-04)..... | 78 |
| 6. Kristin Stewart (1999-03)..... | 75 |
| 7. Kiwana Battle (1999-01)..... | 74 |
| 8. Lori Castetter (1985-89)..... | 69 |
| 9. Tammy Hammel (1983-87)..... | 64 |
| 10. Amy Hile (1983-87)..... | 63 |

Steals

| | |
|-------------------------------------|-----|
| 1. Melanie Boeglin (2002-06)..... | 436 |
| 2. Barbara Graves (1979-83)..... | 315 |
| 3. Hazel Olden (1990-94)..... | 299 |
| 4. Amy Amstutz (1996-99)..... | 261 |
| 5. Shavonda Averette (1987-91)..... | 240 |
| 6. Amy Hile (1983-87)..... | 228 |
| 7. Kelsey Luna (2006-10)..... | 213 |
| 8. Judy Ellner (1978-82)..... | 210 |
| 9. Dru Cox (1977-80)..... | 199 |
| 10. Amy Walker (1991-95)..... | 195 |

2012-13 Indiana State Women's Basketball Roster

| # | Name | Pos. | Year | Ht. | Hometown |
|----|-------------------|------|-------|------|--------------------------|
| 00 | Natasha Zurek | G | So. | 5-9 | St. John, Ind. |
| 3 | Marina Laramie | F | Fr. | 6-2 | O'Fallon, Mo. |
| 10 | Jessica Valley | G | So. | 5-9 | Lafayette, Ind. |
| 20 | Kalliste Haskins | G | Fr. | 5-7 | Indianapolis, Ind. |
| 21 | Kasey Johnson | G | Fr. | 5-8 | Plainfield, Ind. |
| 22 | Jasmine Harris | G | So. | 5-9 | Toronto, Ontario, Canada |
| 23 | Taylor Whitley | G | Sr. | 5-9 | Geneva, Ill. |
| 31 | Makenzi Reasor | F | Fr. | 6-2 | Fortville, Ind. |
| 32 | Andrea Rademacher | F | R-Jr. | 6-3 | Borden, Ind. |
| 33 | Anna Munn | G | Jr. | 5-10 | Indianapolis, Ind. |
| 34 | Racheal Mahan | F | So. | 6-1 | Mansfield, Ohio |
| 44 | Travecia Franklin | G | So. | 5-9 | Columbus, Ohio |

| # | Name | Pos. | Year | Ht. | Hometown |
|----|-------------------|------|-------|------|--------------------------|
| 44 | Travecia Franklin | G | So. | 5-9 | Columbus, Ohio |
| 22 | Jasmine Harris | G | So. | 5-9 | Toronto, Ontario, Canada |
| 20 | Kalliste Haskins | G | Fr. | 5-7 | Indianapolis, Ind. |
| 21 | Kasey Johnson | G | Fr. | 5-8 | Plainfield, Ind. |
| 3 | Marina Laramie | F | Fr. | 6-2 | O'Fallon, Mo. |
| 34 | Racheal Mahan | F | So. | 6-1 | Mansfield, Ohio |
| 33 | Anna Munn | G | Jr. | 5-10 | Indianapolis, Ind. |
| 32 | Andrea Rademacher | F | R-Jr. | 6-3 | Borden, Ind. |
| 31 | Makenzi Reasor | F | Fr. | 6-2 | Fortville, Ind. |
| 10 | Jessica Valley | G | So. | 5-9 | Lafayette, Ind. |
| 23 | Taylor Whitley | G | Sr. | 5-9 | Geneva, Ill. |
| 00 | Natasha Zurek | G | So. | 5-9 | St. John, Ind. |

Head coach: Teri Moren -- 3rd season (Purdue '92)

Assistant coach: John Marcum -- 1st season (Oklahoma Baptist '97)

Assistant coach: Sara Riedeman -- 1st season (Indianapolis '05)

Assistant coach: Joey Wells -- 1st season (Fresno Pacific '96)

Director of Basketball Operations: Andrea Jones -- 1st season (Fontbonne '11)

2011-12 Indiana State Roster Breakdown

By Class:

Senior -- 1 Junior -- 2 Sophomore -- 5 Freshman -- 4

Pronunciation Guide

| | | | |
|---------------------|------------|----------------------|----------------|
| 00 Natasha Zurek | Zur-ick | 32 Andrea Rademacher | ROD-uh-maker |
| 3 Marina Laramie | Ma-REE-nah | 34 Racheal Mahan | MAY-han |
| 20 Kalliste Haskins | Ka-LEE-st | 44 Travecia Franklin | Tra-vee-cee-uh |
| 31 Makenzi Reasor | REE-sir | | |

Year-by-Year

| | |
|---------|--------------|
| 1971-72 | 4-9 |
| 1972-73 | 16-7 |
| 1973-74 | 15-5 |
| 1974-75 | 18-7 |
| 1975-76 | 19-9 |
| 1976-77 | 19-9 |
| 1977-78 | 12-8 |
| 1978-79 | 14-10 |
| 1979-80 | 19-13 |
| 1980-81 | 11-21 |
| 1981-82 | 9-18 |
| 1982-83 | 13-15 |
| 1983-84 | 5-23 (2-16) |
| 1984-85 | 10-18 (7-11) |
| 1985-86 | 5-23 (4-14) |
| 1986-87 | 12-15 (8-10) |
| 1987-88 | 22-6 (14-5) |
| 1988-89 | 18-9 (10-8) |
| 1989-90 | 8-19 (5-13) |
| 1990-91 | 13-14 (8-10) |
| 1991-92 | 10-17 (7-11) |
| 1992-93 | 8-18 (4-12) |
| 1993-94 | 14-14 (6-10) |
| 1994-95 | 13-14 (10-8) |
| 1995-96 | 7-19 (3-15) |
| 1996-97 | 14-13 (9-9) |
| 1997-98 | 17-11 (10-8) |
| 1998-99 | 18-11 (10-8) |
| 1999-00 | 9-18 (5-13) |
| 2000-01 | 10-18 (7-11) |
| 2001-02 | 11-17 (7-11) |
| 2002-03 | 22-9 (13-5) |
| 2003-04 | 16-12 (10-8) |
| 2004-05 | 23-9 (13-5) |
| 2005-06 | 27-6 (16-2) |
| 2006-07 | 19-11 (12-6) |
| 2007-08 | 14-15 (8-10) |
| 2008-09 | 14-16 (10-8) |
| 2009-10 | 17-14 (7-11) |
| 2010-11 | 16-16 (8-10) |
| 2011-12 | 15-16 (9-9) |
| 2012-13 | 2-1 (0-0) |

Overall (Conference) . . . 578-553 (242-277)

The Last Time...

a player scored 20-29 points

24, Shannon Thomas
vs. Bradley -- Feb. 10, 2012

a player scored 40+ points

43, Amy Vanderkolk
vs. Bradley -- Feb. 28, 1988

a player recorded 20+ rebounds

21, Shannon Thomas
at UT Martin -- Dec. 19, 2010

a player hit five or more 3-pointers

5, Brittany Schoen
at Southern Illinois -- March 1, 2012

a player recorded five or more blocks

5, Shannon Thomas
vs. Butler -- Dec. 6, 2011

a player recorded a 20-20 double-double

28 points and 21 rebounds, Shannon Thomas
at UT Martin -- Dec. 19, 2010

a player hit 10 or more free-throws

10, Deja Mattox
vs. Creighton -- Jan. 20, 2012

a player logged 40 minutes

Brittany Schoen
at Evansville -- March 3, 2012

a team scored 50 points in a half

50, second half
vs. Bradley -- Feb. 10, 2012

a team allowed 10 points or less in a half

9, first half
vs. Eastern Illinois -- Nov. 9, 2012

a team allowed 40 points or less

69-39 win
vs. Eastern Illinois -- Nov. 9, 2012

a team allowed 100 points

105-86 loss
vs. Creighton -- Jan. 20, 1996

a team shot over 50% from the field

.553, 21-for-38
vs. Wichita State -- Feb. 26, 2012

a team shot over 50% from 3PT range

.625, 10-for-16
at Southern Illinois -- March 1, 2012

a player scored 30-39 points

31, Deja Mattox
at Missouri State -- Jan. 27, 2012

a player recorded 10-19 rebounds

11, Racheal Mahan
at Indiana -- Nov. 16, 2012

a player recorded 10 or more assists

11, Melanie Boeglin
vs. Evansville -- March 4, 2006

a player recorded five or more steals

5, Brittany Schoen
at Southern Illinois -- March 1, 2012

a player recorded a double-double

18 points - 12 rebounds, Racheal Mahan
vs. Marshall -- Nov. 12, 2012

a player recorded a triple-double

13 pts, 10 reb, 10 ast; Amy Walker
at Illinois State -- Feb. 18, 1995

a player hit 15 or more free-throws

15, Amy Vanderkolk
vs. Drake -- March 1, 1985

a player logged more than 40 minutes

45, Taylor Whitley
vs. Drake -- Jan. 20, 2011

a team scored 100 points

101-71 win
vs. Loyola Chicago -- Nov. 28, 2006

a team allowed 30 points or less

72-28 win
vs. SEMO -- Nov. 24, 2009

a team allowed 50 points or less

55-49 win
vs. Marshall -- Nov. 12, 2012

a team won in overtime

77-74, one overtime
vs. Drake -- Jan. 20, 2011

a team shot over 90% from the FT line


1.000, 8-for-8
at UIC -- Dec. 2, 2011

a team had under 10 turnovers

7
at Drake -- Feb. 19, 2011



NATASHA ZUREK



Sophomore 5-9 Guard
 St. John, Ind. Andean HS

| CAREER STATISTICS | | | | | | | | | | |
|-------------------|--------------|---------------|-------------|-------------|-------------|--------------|-------------|------------|------------|------------|
| | GP/GS | FG-ATT | FG% | 3PT-ATT | 3PT% | FT-ATT | FT% | PPG | RPG | APG |
| 2011-12 | 31/16 | 38-102 | .373 | 3-17 | .176 | 38-55 | .691 | 3.8 | 3.1 | 2.0 |
| 2012-13 | 3/0 | 1-3 | .333 | 0-0 | .000 | 1-3 | .333 | 1.0 | 1.7 | 2.3 |
| Totals | 34/16 | 39-105 | .371 | 3-17 | .176 | 39-58 | .672 | 3.5 | 3.0 | 2.0 |

Personal - Born Natasha Zurek on July 11, 1992, to Stacey and Robert Zurek ... has two brothers, Mason and Codey ... her mother, Stacey, played basketball and volleyball at Carroll College ... majoring in Athletic Training.

2012-13 Individual Game-by-Game

| Opponent | GS | Min | FG-FGA | Pct. | 3PT-FGA | Pct. | FT-FTA | Pct. | OR-DR-TR | RPG | PF | A-APG | TO | BLK | STL | PTS | PPG |
|-----------------------|----|-----|--------|------|---------|------|--------|-------|----------|-----|-------|-------|----|-----|-----|-----|-----|
| 11-09 E. ILLINOIS | 10 | 1-3 | .333 | 0-0 | .000 | 0-0 | .000 | 0-3-3 | 3.0 | 0 | 4-4.0 | 2 | 0 | 1 | 2 | 2.0 | |
| 11-12 MARSHALL | 8 | 0-0 | .000 | 0-0 | .000 | 1-3 | .333 | 0-1-1 | 2.0 | 1 | 1-2.5 | 1 | 0 | 0 | 1 | 1.5 | |
| 11-16 at Indiana | 6 | 0-0 | .000 | 0-0 | .000 | 0-0 | .000 | 0-1-1 | 1.7 | 0 | 2-2.3 | 0 | 0 | 0 | 0 | 1.0 | |
| 11-20 at IUPUI | | | | | | | | | | | | | | | | | |
| 11-25 BELMONT | | | | | | | | | | | | | | | | | |
| 11-29 at Saint Louis | | | | | | | | | | | | | | | | | |
| 12-04 N. ILLINOIS | | | | | | | | | | | | | | | | | |
| 12-07 UIC | | | | | | | | | | | | | | | | | |
| 12-16 at UT Martin | | | | | | | | | | | | | | | | | |
| 12-18 CHICAGO ST. | | | | | | | | | | | | | | | | | |
| 12-22 at Butler | | | | | | | | | | | | | | | | | |
| 01-04 BRADLEY | | | | | | | | | | | | | | | | | |
| 01-06 UNI | | | | | | | | | | | | | | | | | |
| 01-11 at Drake | | | | | | | | | | | | | | | | | |
| 01-13 at Creighton | | | | | | | | | | | | | | | | | |
| 01-17 S. ILLINOIS | | | | | | | | | | | | | | | | | |
| 01-19 EVANSVILLE | | | | | | | | | | | | | | | | | |
| 01-25 at Illinois St. | | | | | | | | | | | | | | | | | |
| 02-01 at Missouri St. | | | | | | | | | | | | | | | | | |
| 02-03 at Wichita St. | | | | | | | | | | | | | | | | | |
| 02-08 CREIGHTON | | | | | | | | | | | | | | | | | |
| 02-10 DRAKE | | | | | | | | | | | | | | | | | |
| 02-14 at Evansville | | | | | | | | | | | | | | | | | |
| 02-16 at S. Illinois | | | | | | | | | | | | | | | | | |
| 02-24 ILLINOIS ST. | | | | | | | | | | | | | | | | | |
| 03-01 MISSOURI ST. | | | | | | | | | | | | | | | | | |
| 03-03 WICHITA ST. | | | | | | | | | | | | | | | | | |
| 03-07 at UNI | | | | | | | | | | | | | | | | | |
| 03-09 at Bradley | | | | | | | | | | | | | | | | | |
| 03-14-17 at MVCT | | | | | | | | | | | | | | | | | |

2012-13 GAME HIGHS

Points - 2, vs. Eastern Illinois on 11-09-12 FG made - 1, vs. Eastern Illinois on 11-09-12
 Rebounds - 3, vs. Eastern Illinois on 11-09-12 3PT made - N/A
 Assists - 4, vs. Eastern Illinois on 11-09-12 FT made - 1, vs. Marshall on 11-12-12
 Steals - 1, vs. Eastern Illinois on 11-09-12 Blocks - N/A

CAREER HIGHS

Points - 13, at Eastern Illinois on 12-10-11 FG made - 6, at Eastern Illinois on 12-10-11
 Rebounds - 7, vs. IUPUI on 11-22-11 3PT made - 1, two times (last at Bradley on 01-14-12)
 Assists - 5, at UIC on 12-02-11 FT made - 4, two times (last vs. UNI on 02-12-12)
 Steals - 3, vs. Evansville on 12-30-11 Blocks - 2, vs. UT Martin on 11-30-11





MARINA LARAMIE



Freshman

6-2

Forward

O'Fallon, Mo.

Fort Zumwalt West HS

CAREER STATISTICS

| | GP/GS | FG-ATT | FG% | 3PT-ATT | 3PT% | FT-ATT | FT% | PPG | RPG | APG |
|----------------|------------|-------------|-------------|------------|-------------|------------|-------------|------------|------------|------------|
| 2012-13 | 3/0 | 7-12 | .583 | 0-0 | .000 | 4-6 | .667 | 6.0 | 3.3 | 0.3 |
| Totals | 3/0 | 7-12 | .583 | 0-0 | .000 | 4-6 | .667 | 6.0 | 3.3 | 0.3 |

Personal - Born Marina Renee Laramie on April 16, 1994, to Angela and Robert Laramie ... undecided on an academic major ... has one sibling, Lilly.

2012-13 Individual Game-by-Game

| Opponent | GS | Min | FG-FGA | Pct. | 3PT-FGA | Pct. | FT-FTA | Pct. | OR-DR-TR | RPG | PF | A-APG | TO | BLK | STL | PTS | PPG |
|-----------------------|----|-----|--------|-------|---------|------|--------|-------|----------|-----|----|-------|----|-----|-----|-----|-----|
| 11-09 E. ILLINOIS | | 5 | 2-2 | 1.000 | 0-0 | .000 | 2-2 | 1.000 | 2-0-2 | 2.0 | 1 | 0-0.0 | 1 | 0 | 0 | 6 | 6.0 |
| 11-12 MARSHALL | | 18 | 3-7 | .429 | 0-0 | .000 | 0-2 | .000 | 4-1-5 | 3.5 | 2 | 0-0.0 | 0 | 0 | 2 | 6 | 6.0 |
| 11-16 at Indiana | | 18 | 2-3 | .667 | 0-0 | .000 | 2-2 | 1.000 | 2-1-3 | 3.3 | 1 | 1-0.3 | 3 | 0 | 0 | 6 | 6.0 |
| 11-20 at IUPUI | | | | | | | | | | | | | | | | | |
| 11-25 BELMONT | | | | | | | | | | | | | | | | | |
| 11-29 at Saint Louis | | | | | | | | | | | | | | | | | |
| 12-04 N. ILLINOIS | | | | | | | | | | | | | | | | | |
| 12-07 UIC | | | | | | | | | | | | | | | | | |
| 12-16 at UT Martin | | | | | | | | | | | | | | | | | |
| 12-18 CHICAGO ST. | | | | | | | | | | | | | | | | | |
| 12-22 at Butler | | | | | | | | | | | | | | | | | |
| 01-04 BRADLEY | | | | | | | | | | | | | | | | | |
| 01-06 UNI | | | | | | | | | | | | | | | | | |
| 01-11 at Drake | | | | | | | | | | | | | | | | | |
| 01-13 at Creighton | | | | | | | | | | | | | | | | | |
| 01-17 S. ILLINOIS | | | | | | | | | | | | | | | | | |
| 01-19 EVANSVILLE | | | | | | | | | | | | | | | | | |
| 01-25 at Illinois St. | | | | | | | | | | | | | | | | | |
| 02-01 at Missouri St. | | | | | | | | | | | | | | | | | |
| 02-03 at Wichita St. | | | | | | | | | | | | | | | | | |
| 02-08 CREIGHTON | | | | | | | | | | | | | | | | | |
| 02-10 DRAKE | | | | | | | | | | | | | | | | | |
| 02-14 at Evansville | | | | | | | | | | | | | | | | | |
| 02-16 at S. Illinois | | | | | | | | | | | | | | | | | |
| 02-24 ILLINOIS ST. | | | | | | | | | | | | | | | | | |
| 03-01 MISSOURI ST. | | | | | | | | | | | | | | | | | |
| 03-03 WICHITA ST. | | | | | | | | | | | | | | | | | |
| 03-07 at UNI | | | | | | | | | | | | | | | | | |
| 03-09 at Bradley | | | | | | | | | | | | | | | | | |
| 03-14-17 at MVCT | | | | | | | | | | | | | | | | | |

2012-13 GAME HIGHS

Points - 6, three times (last at Indiana on 11-16-12) FG made - 3, vs. Marshall on 11-12-12
 Rebounds - 5, vs. Marshall on 11-12-12 3PT made - N/A
 Assists - 1, at Indiana on 11-16-12 FT made - 2, two times (last at Indiana on 11-16-12)
 Steals - 2, vs. Marshall on 11-12-12 Blocks - N/A

CAREER HIGHS

Points - 6, three times (last at Indiana on 11-16-12) FG made - 3, vs. Marshall on 11-12-12
 Rebounds - 5, vs. Marshall on 11-12-12 3PT made - N/A
 Assists - 1, at Indiana on 11-16-12 FT made - 2, two times (last at Indiana on 11-16-12)
 Steals - 2, vs. Marshall on 11-12-12 Blocks - N/A



JESSICA VALLEY



Sophomore 5-9 Guard
 Lafayette, Ind. McCutcheon HS

| CAREER STATISTICS | | | | | | | | | | |
|-------------------|-------------|--------------|-------------|-------------|-------------|--------------|-------------|------------|------------|------------|
| | GP/GS | FG-ATT | FG% | 3PT-ATT | 3PT% | FT-ATT | FT% | PPG | RPG | APG |
| 2011-12 | 21/0 | 17-78 | .218 | 2-21 | .095 | 9-17 | .529 | 2.1 | 2.1 | 2.6 |
| 2012-13 | 3/3 | 4-17 | .235 | 1-5 | .200 | 3-4 | .750 | 4.0 | 6.7 | 1.7 |
| Totals | 24/3 | 21-95 | .221 | 3-26 | .115 | 12-21 | .571 | 2.4 | 2.7 | 2.5 |

Personal - Born Jessica Marie Valley on April 30, 1992, to Juanita and Jeff Valley ... has one brother, Jacob ... undecided on an academic major, but will minor in Spanish.

2012-13 Individual Game-by-Game

| Opponent | GS | Min | FG-FGA | Pct. | 3PT-FGA | Pct. | FT-FTA | Pct. | OR-DR-TR | RPG | PF | A-APG | TO | BLK | STL | PTS | PPG |
|-----------------------|----|-----|--------|------|---------|------|--------|-------|----------|------|----|-------|----|-----|-----|-----|-----|
| 11-09 E. ILLINOIS | * | 33 | 1-7 | .143 | 0-1 | .000 | 2-2 | 1.000 | 5-7-12 | 12.0 | 1 | 4-4.0 | 1 | 1 | 2 | 4 | 4.0 |
| 11-12 MARSHALL | * | 19 | 0-4 | .000 | 0-1 | .000 | 1-2 | .500 | 2-0-2 | 7.0 | 2 | 1-2.5 | 0 | 0 | 1 | 1 | 2.5 |
| 11-16 at Indiana | * | 29 | 3-6 | .500 | 1-3 | .333 | 0-0 | .000 | 0-6-6 | 6.7 | 3 | 0-1.7 | 3 | 0 | 0 | 7 | 4.0 |
| 11-20 at IUPUI | | | | | | | | | | | | | | | | | |
| 11-25 BELMONT | | | | | | | | | | | | | | | | | |
| 11-29 at Saint Louis | | | | | | | | | | | | | | | | | |
| 12-04 N. ILLINOIS | | | | | | | | | | | | | | | | | |
| 12-07 UIC | | | | | | | | | | | | | | | | | |
| 12-16 at UT Martin | | | | | | | | | | | | | | | | | |
| 12-18 CHICAGO ST. | | | | | | | | | | | | | | | | | |
| 12-22 at Butler | | | | | | | | | | | | | | | | | |
| 01-04 BRADLEY | | | | | | | | | | | | | | | | | |
| 01-06 UNI | | | | | | | | | | | | | | | | | |
| 01-11 at Drake | | | | | | | | | | | | | | | | | |
| 01-13 at Creighton | | | | | | | | | | | | | | | | | |
| 01-17 S. ILLINOIS | | | | | | | | | | | | | | | | | |
| 01-19 EVANSVILLE | | | | | | | | | | | | | | | | | |
| 01-25 at Illinois St. | | | | | | | | | | | | | | | | | |
| 02-01 at Missouri St. | | | | | | | | | | | | | | | | | |
| 02-03 at Wichita St. | | | | | | | | | | | | | | | | | |
| 02-08 CREIGHTON | | | | | | | | | | | | | | | | | |
| 02-10 DRAKE | | | | | | | | | | | | | | | | | |
| 02-14 at Evansville | | | | | | | | | | | | | | | | | |
| 02-16 at S. Illinois | | | | | | | | | | | | | | | | | |
| 02-24 ILLINOIS ST. | | | | | | | | | | | | | | | | | |
| 03-01 MISSOURI ST. | | | | | | | | | | | | | | | | | |
| 03-03 WICHITA ST. | | | | | | | | | | | | | | | | | |
| 03-07 at UNI | | | | | | | | | | | | | | | | | |
| 03-09 at Bradley | | | | | | | | | | | | | | | | | |
| 03-14-17 at MVCT | | | | | | | | | | | | | | | | | |

2012-13 GAME HIGHS

Points - 7, at Indiana on 11-16-12 FG made - 3, at Indiana on 11-16-12
 Rebounds - 12, vs. Eastern Illinois on 11-09-12 3PT made - 1, at Indiana on 11-16-12
 Assists - 4, vs. Eastern Illinois on 11-09-12 FT made - 2, vs. Eastern Illinois on 11-09-12
 Steals - 2, vs. Eastern Illinois on 11-09-12 Blocks - 1, vs. Eastern Illinois on 11-09-12

CAREER HIGHS

Points - 7, at Indiana on 11-16-12 FG made - 3, two times (last at Indiana on 11-16-12)
 Rebounds - 12, vs. Eastern Illinois on 11-09-12 3PT made - 1, three times (last at Indiana on 11-16-12)
 Assists - 7, two times (last at UIC on 12-02-11) FT made - 2, four times (last vs. Eastern Illinois on 11-09-12)
 Steals - 3, three times (last at Missouri State on 01-27-12) Blocks - 1, four times (last vs. Eastern Illinois on 11-09-12)





KALLISTE HASKINS

20

Freshman 5-7 Guard
 Indianapolis, Ind. Warren Central HS

| CAREER STATISTICS | | | | | | | | | | |
|-------------------|------------|------------|-------------|------------|-------------|------------|-------------|------------|------------|------------|
| | GP/GS | FG-ATT | FG% | 3PT-ATT | 3PT% | FT-ATT | FT% | PPG | RPG | APG |
| 2012-13 | 1/0 | 0-0 | .000 | 0-0 | .000 | 0-0 | .000 | 0.0 | 0.0 | 0.0 |
| Totals | 1/0 | 0-0 | .000 | 0-0 | .000 | 0-0 | .000 | 0.0 | 0.0 | 0.0 |

Personal - Born Kalliste Jenee Haskins on Feb. 16, 1994, to Lenita and Kevin Haskins ... majoring in Business ... has one brother, Kyle.

2012-13 Individual Game-by-Game


| Opponent | GS | Min | FG-FGA | Pct. | 3PT-FGA | Pct. | FT-FTA | Pct. | OR-DR-TR | RPG | PF | A-APG | TO | BLK | STL | PTS | PPG |
|-----------------------|-----|-----|--------|------|---------|------|--------|------|----------|-----|----|-------|----|-----|-----|-----|-----|
| 11-09 E. ILLINOIS | | 2 | 0-0 | .000 | 0-0 | .000 | 0-0 | .000 | 0-0-0 | 0.0 | 0 | 0-0.0 | 0 | 0 | 0 | 0 | 0 |
| 11-12 MARSHALL | DNP | | | | | | | | | | | | | | | | |
| 11-16 at Indiana | DNP | | | | | | | | | | | | | | | | |
| 11-20 at IUPUI | | | | | | | | | | | | | | | | | |
| 11-25 BELMONT | | | | | | | | | | | | | | | | | |
| 11-29 at Saint Louis | | | | | | | | | | | | | | | | | |
| 12-04 N. ILLINOIS | | | | | | | | | | | | | | | | | |
| 12-07 UIC | | | | | | | | | | | | | | | | | |
| 12-16 at UT Martin | | | | | | | | | | | | | | | | | |
| 12-18 CHICAGO ST. | | | | | | | | | | | | | | | | | |
| 12-22 at Butler | | | | | | | | | | | | | | | | | |
| 01-04 BRADLEY | | | | | | | | | | | | | | | | | |
| 01-06 UNI | | | | | | | | | | | | | | | | | |
| 01-11 at Drake | | | | | | | | | | | | | | | | | |
| 01-13 at Creighton | | | | | | | | | | | | | | | | | |
| 01-17 S. ILLINOIS | | | | | | | | | | | | | | | | | |
| 01-19 EVANSVILLE | | | | | | | | | | | | | | | | | |
| 01-25 at Illinois St. | | | | | | | | | | | | | | | | | |
| 02-01 at Missouri St. | | | | | | | | | | | | | | | | | |
| 02-03 at Wichita St. | | | | | | | | | | | | | | | | | |
| 02-08 CREIGHTON | | | | | | | | | | | | | | | | | |
| 02-10 DRAKE | | | | | | | | | | | | | | | | | |
| 02-14 at Evansville | | | | | | | | | | | | | | | | | |
| 02-16 at S. Illinois | | | | | | | | | | | | | | | | | |
| 02-24 ILLINOIS ST. | | | | | | | | | | | | | | | | | |
| 03-01 MISSOURI ST. | | | | | | | | | | | | | | | | | |
| 03-03 WICHITA ST. | | | | | | | | | | | | | | | | | |
| 03-07 at UNI | | | | | | | | | | | | | | | | | |
| 03-09 at Bradley | | | | | | | | | | | | | | | | | |
| 03-14-17 at MVCT | | | | | | | | | | | | | | | | | |

2012-13 GAME HIGHS

| | |
|----------------|----------------|
| Points - N/A | FG made - N/A |
| Rebounds - N/A | 3PT made - N/A |
| Assists - N/A | FT made - N/A |
| Steals - N/A | Blocks - N/A |

CAREER HIGHS

| | |
|----------------|----------------|
| Points - N/A | FG made - N/A |
| Rebounds - N/A | 3PT made - N/A |
| Assists - N/A | FT made - N/A |
| Steals - N/A | Blocks - N/A |





KASEY JOHNSON



Freshman 5-8 Guard
 Plainfield, Ind. Plainfield HS

| CAREER STATISTICS | | | | | | | | | | |
|-------------------|------------|-------------|-------------|-------------|-------------|------------|-------------|------------|------------|------------|
| | GP/GS | FG-ATT | FG% | 3PT-ATT | 3PT% | FT-ATT | FT% | PPG | RPG | APG |
| 2012-13 | 3/3 | 4-22 | .182 | 4-10 | .400 | 1-4 | .250 | 4.3 | 1.3 | 2.3 |
| Totals | 3/3 | 4-22 | .182 | 4-10 | .400 | 1-4 | .250 | 4.3 | 1.3 | 2.3 |

Personal - Born Brooke Kasey Johnson on Oct. 23, 1993, to Barbie and Bruce Johnson ... majoring in Pre-Med ... has one sister, Britany.

2012-13 Individual Game-by-Game

| Opponent | GS | Min | FG-FGA | Pct. | 3PT-FGA | Pct. | FT-FTA | Pct. | OR-DR-TR | RPG | PF | A-APG | TO | BLK | STL | PTS | PPG |
|-----------------------|----|-----|--------|------|---------|------|--------|------|----------|-----|----|-------|----|-----|-----|-----|-----|
| 11-09 E. ILLINOIS | * | 16 | 1-6 | .167 | 1-2 | .500 | 0-2 | .000 | 0-1-1 | 1.0 | 3 | 3-3.0 | 1 | 1 | 0 | 3 | 3.0 |
| 11-12 MARSHALL | * | 29 | 2-10 | .200 | 2-6 | .333 | 1-2 | .500 | 1-0-1 | 1.0 | 1 | 3-3.0 | 1 | 0 | 2 | 7 | 5.0 |
| 11-16 at Indiana | * | 17 | 1-6 | .167 | 1-2 | .500 | 0-0 | .000 | 2-0-2 | 1.3 | 2 | 1-2.3 | 2 | 1 | 0 | 3 | 4.3 |
| 11-20 at IUPUI | | | | | | | | | | | | | | | | | |
| 11-25 BELMONT | | | | | | | | | | | | | | | | | |
| 11-29 at Saint Louis | | | | | | | | | | | | | | | | | |
| 12-04 N. ILLINOIS | | | | | | | | | | | | | | | | | |
| 12-07 UIC | | | | | | | | | | | | | | | | | |
| 12-16 at UT Martin | | | | | | | | | | | | | | | | | |
| 12-18 CHICAGO ST. | | | | | | | | | | | | | | | | | |
| 12-22 at Butler | | | | | | | | | | | | | | | | | |
| 01-04 BRADLEY | | | | | | | | | | | | | | | | | |
| 01-06 UNI | | | | | | | | | | | | | | | | | |
| 01-11 at Drake | | | | | | | | | | | | | | | | | |
| 01-13 at Creighton | | | | | | | | | | | | | | | | | |
| 01-17 S. ILLINOIS | | | | | | | | | | | | | | | | | |
| 01-19 EVANSVILLE | | | | | | | | | | | | | | | | | |
| 01-25 at Illinois St. | | | | | | | | | | | | | | | | | |
| 02-01 at Missouri St. | | | | | | | | | | | | | | | | | |
| 02-03 at Wichita St. | | | | | | | | | | | | | | | | | |
| 02-08 CREIGHTON | | | | | | | | | | | | | | | | | |
| 02-10 DRAKE | | | | | | | | | | | | | | | | | |
| 02-14 at Evansville | | | | | | | | | | | | | | | | | |
| 02-16 at S. Illinois | | | | | | | | | | | | | | | | | |
| 02-24 ILLINOIS ST. | | | | | | | | | | | | | | | | | |
| 03-01 MISSOURI ST. | | | | | | | | | | | | | | | | | |
| 03-03 WICHITA ST. | | | | | | | | | | | | | | | | | |
| 03-07 at UNI | | | | | | | | | | | | | | | | | |
| 03-09 at Bradley | | | | | | | | | | | | | | | | | |
| 03-14-17 at MVCT | | | | | | | | | | | | | | | | | |

2012-13 GAME HIGHS

| | |
|--|---|
| Points - 7, vs. Marshall on 11-12-12 | FG made - 2, vs. Marshall on 11-12-12 |
| Rebounds - 2, two times (last at Indiana on 11-16-12) | 3PT made - 2, vs. Marshall on 11-12-12 |
| Assists - 3, two times (last vs. Marshall on 11-12-12) | FT made - 1, vs. Marshall on 11-12-12 |
| Steals - 2, vs. Marshall on 11-12-12 | Blocks - 1, two times (last at Indiana on 11-16-12) |

CAREER HIGHS

| | |
|--|---|
| Points - 7, vs. Marshall on 11-12-12 | FG made - 2, vs. Marshall on 11-12-12 |
| Rebounds - 2, two times (last at Indiana on 11-16-12) | 3PT made - 2, vs. Marshall on 11-12-12 |
| Assists - 3, two times (last vs. Marshall on 11-12-12) | FT made - 1, vs. Marshall on 11-12-12 |
| Steals - 2, vs. Marshall on 11-12-12 | Blocks - 1, two times (last at Indiana on 11-16-12) |



TAYLOR WHITLEY



Senior 5-9 Guard
 Geneva, Ill. Geneva HS

| CAREER STATISTICS | | | | | | | | | | |
|-------------------|--------------|----------------|-------------|---------------|-------------|----------------|-------------|------------|------------|------------|
| | GP/GS | FG-ATT | FG% | 3PT-ATT | 3PT% | FT-ATT | FT% | PPG | RPG | APG |
| 2009-10 | 31/17 | 72-198 | .364 | 6-20 | .300 | 87-128 | .680 | 7.6 | 2.8 | 2.4 |
| 2010-11 | 32/32 | 121-299 | .405 | 20-62 | .323 | 126-174 | .724 | 12.1 | 4.5 | 4.7 |
| 2011-12 | 20/15 | 45-127 | .354 | 4-17 | .235 | 56-79 | .711 | 7.5 | 3.0 | 2.8 |
| 2012-13 | 3/3 | 9-23 | .391 | 1-5 | .200 | 9-12 | .750 | 9.3 | 3.3 | 5.0 |
| Totals | 86/67 | 247-647 | .382 | 31-104 | .298 | 278-393 | .707 | 9.3 | 3.5 | 3.4 |

Personal - Born Taylor Callaghan Whitley on Sept. 5, 1990 to Jim and Cindy Whitley in Hoffman Estates, Ill. ... Has three sisters - Katy, Kelly and Margaret ... Father played golf at Miami of Ohio ... Majoring in elementary education.

2012-13 Individual Game-by-Game

| Opponent | GS | Min | FG-FGA | Pct. | 3PT-FGA | Pct. | FT-FTA | Pct. | OR-DR-TR | RPG | PF | A-APG | TO | BLK | STL | PTS | PPG |
|-----------------------|----|-----|--------|------|---------|------|--------|-------|----------|-----|----|-------|----|-----|-----|-----|------|
| 11-09 E. ILLINOIS | * | 34 | 5-10 | .500 | 1-3 | .333 | 3-3 | 1.000 | 1-5-6 | 6.0 | 1 | 5-5.0 | 2 | 0 | 4 | 14 | 14.0 |
| 11-12 MARSHALL | * | 36 | 2-7 | .286 | 0-0 | .000 | 2-3 | .667 | 1-3-4 | 5.0 | 2 | 6-5.5 | 2 | 0 | 4 | 6 | 10.0 |
| 11-16 at Indiana | * | 34 | 2-6 | .333 | 0-2 | .000 | 4-6 | .667 | 0-0-0 | 3.3 | 4 | 4-5.0 | 4 | 0 | 4 | 8 | 9.3 |
| 11-20 at IUPUI | | | | | | | | | | | | | | | | | |
| 11-25 BELMONT | | | | | | | | | | | | | | | | | |
| 11-29 at Saint Louis | | | | | | | | | | | | | | | | | |
| 12-04 N. ILLINOIS | | | | | | | | | | | | | | | | | |
| 12-07 UIC | | | | | | | | | | | | | | | | | |
| 12-16 at UT Martin | | | | | | | | | | | | | | | | | |
| 12-18 CHICAGO ST. | | | | | | | | | | | | | | | | | |
| 12-22 at Butler | | | | | | | | | | | | | | | | | |
| 01-04 BRADLEY | | | | | | | | | | | | | | | | | |
| 01-06 UNI | | | | | | | | | | | | | | | | | |
| 01-11 at Drake | | | | | | | | | | | | | | | | | |
| 01-13 at Creighton | | | | | | | | | | | | | | | | | |
| 01-17 S. ILLINOIS | | | | | | | | | | | | | | | | | |
| 01-19 EVANSVILLE | | | | | | | | | | | | | | | | | |
| 01-25 at Illinois St. | | | | | | | | | | | | | | | | | |
| 02-01 at Missouri St. | | | | | | | | | | | | | | | | | |
| 02-03 at Wichita St. | | | | | | | | | | | | | | | | | |
| 02-08 CREIGHTON | | | | | | | | | | | | | | | | | |
| 02-10 DRAKE | | | | | | | | | | | | | | | | | |
| 02-14 at Evansville | | | | | | | | | | | | | | | | | |
| 02-16 at S. Illinois | | | | | | | | | | | | | | | | | |
| 02-24 ILLINOIS ST. | | | | | | | | | | | | | | | | | |
| 03-01 MISSOURI ST. | | | | | | | | | | | | | | | | | |
| 03-03 WICHITA ST. | | | | | | | | | | | | | | | | | |
| 03-07 at UNI | | | | | | | | | | | | | | | | | |
| 03-09 at Bradley | | | | | | | | | | | | | | | | | |
| 03-14-17 at MVCT | | | | | | | | | | | | | | | | | |

2012-13 GAME HIGHS

Points - 14, vs. Eastern Illinois on 11-09-12 FG made - 5, vs. Eastern Illinois on 11-09-12
 Rebounds - 6, vs. Eastern Illinois on 11-09-12 3PT made - 1, vs. Eastern Illinois on 11-09-12
 Assists - 6, vs. Marshall on 11-12-12 FT made - 4, at Indiana on 11-16-12
 Steals - 4, three times (last at Indiana on 11-16-12) Blocks - N/A

CAREER HIGHS

Points - 23, vs. Missouri State on 03-12-11 FG made - 9, at Creighton on 02-17-11
 Rebounds - 9, two times (last vs. USCU on 12-12-10) 3PT made - 2, six times (last vs. Missouri State on 03-12-11)
 Assists - 9, four times (last vs. Missouri St. on 03-12-11) FT made - 11, two times (last vs. SIUE on 12-22-10)
 Steals - 6, at Drake on 03-04-10 Blocks - 1, four times (last vs. Drake on 01-20-11)





MAKENZI REASOR



Freshman 6-2 Forward
 Fortville, Ind. Mount Vernon HS

| CAREER STATISTICS | | | | | | | | | | |
|-------------------|------------|------------|-------------|------------|-------------|------------|-------------|------------|------------|------------|
| | GP/GS | FG-ATT | FG% | 3PT-ATT | 3PT% | FT-ATT | FT% | PPG | RPG | APG |
| 2012-13 | 0/0 | 0-0 | .000 | 0-0 | .000 | 0-0 | .000 | 0.0 | 0.0 | 0.0 |
| Totals | 0/0 | 0-0 | .000 | 0-0 | .000 | 0-0 | .000 | 0.0 | 0.0 | 0.0 |

Personal - Born Makenzi Lee Reasor on Dec. 26, 1993, to Jody and Lee Reasor ... majoring in Nursing ... has two siblings, Lexi and Holden.

2012-13 Individual Game-by-Game


| Opponent | GS | Min | FG-FGA | Pct. | 3PT-FGA | Pct. | FT-FTA | Pct. | OR-DR-TR | RPG | PF | A-APG | TO | BLK | STL | PTS | PPG |
|-----------------------|-----|-----|--------|------|---------|------|--------|------|----------|-----|----|-------|----|-----|-----|-----|-----|
| 11-09 E. ILLINOIS | DNP | | | | | | | | | | | | | | | | |
| 11-12 MARSHALL | DNP | | | | | | | | | | | | | | | | |
| 11-16 at Indiana | DNP | | | | | | | | | | | | | | | | |
| 11-20 at IUPUI | | | | | | | | | | | | | | | | | |
| 11-25 BELMONT | | | | | | | | | | | | | | | | | |
| 11-29 at Saint Louis | | | | | | | | | | | | | | | | | |
| 12-04 N. ILLINOIS | | | | | | | | | | | | | | | | | |
| 12-07 UIC | | | | | | | | | | | | | | | | | |
| 12-16 at UT Martin | | | | | | | | | | | | | | | | | |
| 12-18 CHICAGO ST. | | | | | | | | | | | | | | | | | |
| 12-22 at Butler | | | | | | | | | | | | | | | | | |
| 01-04 BRADLEY | | | | | | | | | | | | | | | | | |
| 01-06 UNI | | | | | | | | | | | | | | | | | |
| 01-11 at Drake | | | | | | | | | | | | | | | | | |
| 01-13 at Creighton | | | | | | | | | | | | | | | | | |
| 01-17 S. ILLINOIS | | | | | | | | | | | | | | | | | |
| 01-19 EVANSVILLE | | | | | | | | | | | | | | | | | |
| 01-25 at Illinois St. | | | | | | | | | | | | | | | | | |
| 02-01 at Missouri St. | | | | | | | | | | | | | | | | | |
| 02-03 at Wichita St. | | | | | | | | | | | | | | | | | |
| 02-08 CREIGHTON | | | | | | | | | | | | | | | | | |
| 02-10 DRAKE | | | | | | | | | | | | | | | | | |
| 02-14 at Evansville | | | | | | | | | | | | | | | | | |
| 02-16 at S. Illinois | | | | | | | | | | | | | | | | | |
| 02-24 ILLINOIS ST. | | | | | | | | | | | | | | | | | |
| 03-01 MISSOURI ST. | | | | | | | | | | | | | | | | | |
| 03-03 WICHITA ST. | | | | | | | | | | | | | | | | | |
| 03-07 at UNI | | | | | | | | | | | | | | | | | |
| 03-09 at Bradley | | | | | | | | | | | | | | | | | |
| 03-14-17 at MVCT | | | | | | | | | | | | | | | | | |

2012-13 GAME HIGHS

| | |
|----------------|----------------|
| Points - N/A | FG made - N/A |
| Rebounds - N/A | 3PT made - N/A |
| Assists - N/A | FT made - N/A |
| Steals - N/A | Blocks - N/A |

CAREER HIGHS

| | |
|----------------|----------------|
| Points - N/A | FG made - N/A |
| Rebounds - N/A | 3PT made - N/A |
| Assists - N/A | FT made - N/A |
| Steals - N/A | Blocks - N/A |





ANDREA RADEMACHER



Redshirt Junior

6-3

Forward

Borden, Ind.

Borden HS

CAREER STATISTICS

| | GP/GS | FG-ATT | FG% | 3PT-ATT | 3PT% | FT-ATT | FT% | PPG | RPG | APG |
|----------------|-------------|--------------|-------------|-------------|-------------|--------------|-------------|------------|------------|------------|
| 2010-11 | 31/0 | 28-59 | .475 | 5-9 | .556 | 17-24 | .708 | 2.5 | 1.4 | 0.2 |
| 2011-12 | 28/2 | 10-34 | .294 | 3-10 | .300 | 8-12 | .667 | 1.1 | 1.0 | 0.1 |
| 2012-13 | 2/0 | 0-1 | .000 | 0-0 | .000 | 0-0 | .000 | 0.0 | 1.0 | 0.0 |
| Totals | 61/2 | 38-94 | .404 | 8-19 | .421 | 25-36 | .694 | 1.8 | 1.2 | 0.2 |

Personal - Born Andrea Nicole Rademacher on April 18, 1991 to Debbi and Terry Rademacher in Louisville, Ky. ... Has one sister, Allison ... Mother was a basketball player at Indiana University Southeast ... Father played baseball at the University of Evansville ... Majoring in business and is a student in the ISU Honors Program.

2012-13 Individual Game-by-Game

| Opponent | GS | Min | FG-FGA | Pct. | 3PT-FGA | Pct. | FT-FTA | Pct. | OR-DR-TR | RPG | PF | A-APG | TO | BLK | STL | PTS | PPG |
|-----------------------|-----|-----|--------|------|---------|------|--------|------|----------|-----|----|-------|----|-----|-----|-----|-----|
| 11-09 E. ILLINOIS | | 7 | 0-1 | .000 | 0-0 | .000 | 0-0 | .000 | 1-1-2 | 2.0 | 1 | 0-0.0 | 1 | 0 | 0 | 0 | 0.0 |
| 11-12 MARSHALL | DNP | | | | | | | | | | | | | | | | |
| 11-16 at Indiana | | 1 | 0-0 | .000 | 0-0 | .000 | 0-0 | .000 | 0-0-0 | 1.0 | 0 | 0-0.0 | 0 | 0 | 0 | 0 | 0.0 |
| 11-20 at IUPUI | | | | | | | | | | | | | | | | | |
| 11-25 BELMONT | | | | | | | | | | | | | | | | | |
| 11-29 at Saint Louis | | | | | | | | | | | | | | | | | |
| 12-04 N. ILLINOIS | | | | | | | | | | | | | | | | | |
| 12-07 UIC | | | | | | | | | | | | | | | | | |
| 12-16 at UT Martin | | | | | | | | | | | | | | | | | |
| 12-18 CHICAGO ST. | | | | | | | | | | | | | | | | | |
| 12-22 at Butler | | | | | | | | | | | | | | | | | |
| 01-04 BRADLEY | | | | | | | | | | | | | | | | | |
| 01-06 UNI | | | | | | | | | | | | | | | | | |
| 01-11 at Drake | | | | | | | | | | | | | | | | | |
| 01-13 at Creighton | | | | | | | | | | | | | | | | | |
| 01-17 S. ILLINOIS | | | | | | | | | | | | | | | | | |
| 01-19 EVANSVILLE | | | | | | | | | | | | | | | | | |
| 01-25 at Illinois St. | | | | | | | | | | | | | | | | | |
| 02-01 at Missouri St. | | | | | | | | | | | | | | | | | |
| 02-03 at Wichita St. | | | | | | | | | | | | | | | | | |
| 02-08 CREIGHTON | | | | | | | | | | | | | | | | | |
| 02-10 DRAKE | | | | | | | | | | | | | | | | | |
| 02-14 at Evansville | | | | | | | | | | | | | | | | | |
| 02-16 at S. Illinois | | | | | | | | | | | | | | | | | |
| 02-24 ILLINOIS ST. | | | | | | | | | | | | | | | | | |
| 03-01 MISSOURI ST. | | | | | | | | | | | | | | | | | |
| 03-03 WICHITA ST. | | | | | | | | | | | | | | | | | |
| 03-07 at UNI | | | | | | | | | | | | | | | | | |
| 03-09 at Bradley | | | | | | | | | | | | | | | | | |
| 03-14-17 at MVCT | | | | | | | | | | | | | | | | | |

2012-13 GAME HIGHS

| | |
|--|----------------|
| Points - N/A | FG made - N/A |
| Rebounds - 2, vs. Eastern Illinois on 11-09-12 | 3PT made - N/A |
| Assists - N/A | FT made - N/A |
| Steals - N/A | Blocks - N/A |

CAREER HIGHS

| | |
|--|--|
| Points - 14, vs. USC Upstate on 12-12-10 | FG made - 6, vs. USC Upstate on 12-12-10 |
| Rebounds - 6, at Southern Illinois on 01-29-11 | 3PT made - 2, two times (last vs. Southern Illinois on 03-10-11) |
| Assists - 2, vs. USC Upstate on 12-12-10 | FT made - 6, vs. Southern Illinois on 02-25-11 |
| Steals - 2, at Michigan on 12-17-11 | Blocks - 1, five times (last vs. Evansville on 12-30-11) |





ANNA MUNN



Junior 5-10 Guard
 Indianapolis, Ind. Decatur Central HS

| CAREER STATISTICS | | | | | | | | | | |
|-------------------|--------------|----------------|-------------|----------------|-------------|----------------|-------------|------------|------------|------------|
| | GP/GS | FG-ATT | FG% | 3PT-ATT | 3PT% | FT-ATT | FT% | PPG | RPG | APG |
| 2010-11 | 31/1 | 64-181 | .354 | 40-107 | .374 | 50-66 | .758 | 7.0 | 2.7 | 1.2 |
| 2011-12 | 29/28 | 92-245 | .376 | 53-139 | .381 | 53-58 | .914 | 10.0 | 4.4 | 2.5 |
| 2012-13 | 3/3 | 15-48 | .313 | 10-31 | .323 | 8-9 | .889 | 16.0 | 2.3 | 1.7 |
| Totals | 63/32 | 171-474 | .361 | 103-277 | .372 | 111-133 | .835 | 8.8 | 3.5 | 1.8 |

Personal - Born Anna Marie Munn on July 10, 1991, to Deanna and Randy Munn in Indianapolis ... has two sisters, Allison Hite and Aimee Munn ... her father, Randy, played football at Anderson University for two years ... majoring in Athletic Training.

2012-13 Individual Game-by-Game

| Opponent | GS | Min | FG-FGA | Pct. | 3PT-FGA | Pct. | FT-FTA | Pct. | OR-DR-TR | RPG | PF | A-APG | TO | BLK | STL | PTS | PPG |
|-----------------------|----|-----|--------|------|---------|------|--------|-------|----------|-----|----|-------|----|-----|-----|-----|------|
| 11-09 E. ILLINOIS | * | 37 | 6-14 | .429 | 2-7 | .286 | 4-5 | .800 | 1-0-1 | 1.0 | 1 | 4-4.0 | 3 | 2 | 1 | 18 | 18.0 |
| 11-12 MARSHALL | * | 39 | 5-16 | .313 | 4-12 | .333 | 0-0 | .000 | 0-3-3 | 2.0 | 1 | 1-2.5 | 0 | 1 | 1 | 14 | 16.0 |
| 11-16 at Indiana | * | 37 | 4-18 | .222 | 4-12 | .333 | 4-4 | 1.000 | 0-3-3 | 2.3 | 4 | 0-1.7 | 2 | 0 | 0 | 16 | 16.0 |
| 11-20 at IUPUI | | | | | | | | | | | | | | | | | |
| 11-25 BELMONT | | | | | | | | | | | | | | | | | |
| 11-29 at Saint Louis | | | | | | | | | | | | | | | | | |
| 12-04 N. ILLINOIS | | | | | | | | | | | | | | | | | |
| 12-07 UIC | | | | | | | | | | | | | | | | | |
| 12-16 at UT Martin | | | | | | | | | | | | | | | | | |
| 12-18 CHICAGO ST. | | | | | | | | | | | | | | | | | |
| 12-22 at Butler | | | | | | | | | | | | | | | | | |
| 01-04 BRADLEY | | | | | | | | | | | | | | | | | |
| 01-06 UNI | | | | | | | | | | | | | | | | | |
| 01-11 at Drake | | | | | | | | | | | | | | | | | |
| 01-13 at Creighton | | | | | | | | | | | | | | | | | |
| 01-17 S. ILLINOIS | | | | | | | | | | | | | | | | | |
| 01-19 EVANSVILLE | | | | | | | | | | | | | | | | | |
| 01-25 at Illinois St. | | | | | | | | | | | | | | | | | |
| 02-01 at Missouri St. | | | | | | | | | | | | | | | | | |
| 02-03 at Wichita St. | | | | | | | | | | | | | | | | | |
| 02-08 CREIGHTON | | | | | | | | | | | | | | | | | |
| 02-10 DRAKE | | | | | | | | | | | | | | | | | |
| 02-14 at Evansville | | | | | | | | | | | | | | | | | |
| 02-16 at S. Illinois | | | | | | | | | | | | | | | | | |
| 02-24 ILLINOIS ST. | | | | | | | | | | | | | | | | | |
| 03-01 MISSOURI ST. | | | | | | | | | | | | | | | | | |
| 03-03 WICHITA ST. | | | | | | | | | | | | | | | | | |
| 03-07 at UNI | | | | | | | | | | | | | | | | | |
| 03-09 at Bradley | | | | | | | | | | | | | | | | | |
| 03-14-17 at MVCT | | | | | | | | | | | | | | | | | |

2012-13 GAME HIGHS

Points - 18, vs. Eastern Illinois on 11-09-12 FG made - 6, vs. Eastern Illinois on 11-09-12
 Rebounds - 3, two times (last at Indiana 11-16-12) 3PT made - 4, two times (last at Indiana on 11-16-12)
 Assists - 4, vs. Eastern Illinois on 11-09-12 FT made - 4, two times (last at Indiana on 11-16-12)
 Steals - 1, two times (last vs. Marshall on 11-12-12) Blocks - 2, vs. Eastern Illinois on 11-09-12

CAREER HIGHS

Points - 20, three times (last at Bradley on 01-14-12) FG made - 7, at UIC on 12-02-11
 Rebounds - 12, vs. Illinois State on 01-06-12 3PT made - 5, three times (last at UIC on 12-02-11)
 Assists - 6, vs. Southern Illinois on 01-01-12 FT made - 8, at Evansville on 01-27-11
 Steals - 3, two times (last at Illinois State on 02-03-12) Blocks - 3, at Bradley on 01-14-12





RACHEAL MAHAN

34

Sophomore 6-1 Forward
 Mansfield, Ohio Mansfield HS

| CAREER STATISTICS | | | | | | | | | | |
|-------------------|-------------|---------------|-------------|------------|-------------|--------------|-------------|------------|------------|------------|
| | GP/GS | FG-ATT | FG% | 3PT-ATT | 3PT% | FT-ATT | FT% | PPG | RPG | APG |
| 2011-12 | 27/1 | 36-80 | .450 | 0-0 | .000 | 30-53 | .566 | 3.8 | 2.9 | 0.2 |
| 2012-13 | 3/3 | 13-26 | .500 | 0-0 | .000 | 5-14 | .357 | 10.3 | 11.0 | 1.0 |
| Totals | 30/4 | 49-106 | .462 | 0-0 | .000 | 35-67 | .522 | 4.4 | 3.7 | 0.3 |

Personal - Born Racheal Janine Mahan on Nov. 1, 1992, to Jeannie and Gregg Mahan ... has one sister, Megan, and three brothers, Eddie, DaWayne and Brandon ... majoring in Business Management.

2012-13 Individual Game-by-Game

| Opponent | GS | Min | FG-FGA | Pct. | 3PT-FGA | Pct. | FT-FTA | Pct. | OR-DR-TR | RPG | PF | A-APG | TO | BLK | STL | PTS | PPG |
|-----------------------|----|-----|--------|------|---------|------|--------|------|----------|------|----|-------|----|-----|-----|-----|------|
| 11-09 E. ILLINOIS | * | 32 | 5-9 | .556 | 0-0 | .000 | 0-3 | .000 | 4-6-10 | 10.0 | 3 | 0-0.0 | 3 | 1 | 1 | 10 | 10.0 |
| 11-12 MARSHALL | * | 38 | 8-16 | .500 | 0-0 | .000 | 2-3 | .667 | 7-5-12 | 11.0 | 2 | 3-1.5 | 4 | 0 | 1 | 18 | 14.0 |
| 11-16 at Indiana | * | 32 | 0-1 | .000 | 0-0 | .000 | 3-8 | .375 | 7-4-11 | 11.0 | 4 | 0-1.0 | 2 | 0 | 0 | 3 | 10.3 |
| 11-20 at IUPUI | | | | | | | | | | | | | | | | | |
| 11-25 BELMONT | | | | | | | | | | | | | | | | | |
| 11-29 at Saint Louis | | | | | | | | | | | | | | | | | |
| 12-04 N. ILLINOIS | | | | | | | | | | | | | | | | | |
| 12-07 UIC | | | | | | | | | | | | | | | | | |
| 12-16 at UT Martin | | | | | | | | | | | | | | | | | |
| 12-18 CHICAGO ST. | | | | | | | | | | | | | | | | | |
| 12-22 at Butler | | | | | | | | | | | | | | | | | |
| 01-04 BRADLEY | | | | | | | | | | | | | | | | | |
| 01-06 UNI | | | | | | | | | | | | | | | | | |
| 01-11 at Drake | | | | | | | | | | | | | | | | | |
| 01-13 at Creighton | | | | | | | | | | | | | | | | | |
| 01-17 S. ILLINOIS | | | | | | | | | | | | | | | | | |
| 01-19 EVANSVILLE | | | | | | | | | | | | | | | | | |
| 01-25 at Illinois St. | | | | | | | | | | | | | | | | | |
| 02-01 at Missouri St. | | | | | | | | | | | | | | | | | |
| 02-03 at Wichita St. | | | | | | | | | | | | | | | | | |
| 02-08 CREIGHTON | | | | | | | | | | | | | | | | | |
| 02-10 DRAKE | | | | | | | | | | | | | | | | | |
| 02-14 at Evansville | | | | | | | | | | | | | | | | | |
| 02-16 at S. Illinois | | | | | | | | | | | | | | | | | |
| 02-24 ILLINOIS ST. | | | | | | | | | | | | | | | | | |
| 03-01 MISSOURI ST. | | | | | | | | | | | | | | | | | |
| 03-03 WICHITA ST. | | | | | | | | | | | | | | | | | |
| 03-07 at UNI | | | | | | | | | | | | | | | | | |
| 03-09 at Bradley | | | | | | | | | | | | | | | | | |
| 03-14-17 at MVCT | | | | | | | | | | | | | | | | | |

2012-13 GAME HIGHS

Points - 18, vs. Marshall on 11-12-12 FG made - 8, vs. Marshall on 11-12-12
 Rebounds - 12, vs. Marshall on 11-12-12 3PT made - N/A
 Assists - 3, vs. Marshall on 11-12-12 FT made - 3, at Indiana on 11-16-12
 Steals - 1, two times (last vs. Marshall on 11-12-12) Blocks - 1, vs. Eastern Illinois on 11-09-12

CAREER HIGHS

Points - 18, vs. Marshall on 11-12-12 FG made - 8, vs. Marshall on 11-12-12
 Rebounds - 12, vs. Marshall on 11-12-12 3PT made - N/A
 Assists - 3, vs. Marshall on 11-12-12 FT made - 5, two times (last at So. Illinois on 03-01-12)
 Steals - 2, at Bradley on 01-14-12 Blocks - 3, vs. Drake on 01-22-12





TRAVECIA FRANKLIN

44

Sophomore 5-9 Guard
 Columbus, Ohio Brookhaven HS

| CAREER STATISTICS | | | | | | | | | | |
|-------------------|-------------|--------------|-------------|------------|-------------|--------------|-------------|------------|------------|------------|
| | GP/GS | FG-ATT | FG% | 3PT-ATT | 3PT% | FT-ATT | FT% | PPG | RPG | APG |
| 2011-12 | 25/0 | 10-32 | .313 | 0-0 | .000 | 10-18 | .556 | 1.2 | 1.2 | 0.3 |
| 2012-13 | 3/0 | 7-11 | .636 | 0-0 | .000 | 5-8 | .625 | 6.3 | 2.7 | 1.7 |
| Totals | 28/0 | 17-43 | .395 | 0-0 | .000 | 15-26 | .577 | 1.8 | 1.4 | 0.5 |

Personal - Born Travecia Unique Franklin on Oct. 19, 1992, to Candice Franklin and Henry Parker ... has five siblings: Chaqujuane, Terrance, Moses, Chassidy and Sherrad ... majoring in Business and Marketing.

2012-13 Individual Game-by-Game

| Opponent | GS | Min | FG-FGA | Pct. | 3PT-FGA | Pct. | FT-FTA | Pct. | OR-DR-TR | RPG | PF | A-APG | TO | BLK | STL | PTS | PPG |
|-----------------------|----|-----|--------|-------|---------|------|--------|-------|----------|-----|----|-------|----|-----|-----|-----|------|
| 11-09 E. ILLINOIS | | 24 | 5-6 | .833 | 0-0 | .000 | 2-2 | 1.000 | 0-3-3 | 3.0 | 2 | 1-1.0 | 1 | 0 | 2 | 12 | 12.0 |
| 11-12 MARSHALL | | 13 | 1-1 | 1.000 | 0-0 | .000 | 0-0 | .000 | 2-1-3 | 3.0 | 2 | 2-1.5 | 2 | 0 | 1 | 2 | 7.0 |
| 11-16 at Indiana | | 26 | 1-4 | .250 | 0-0 | .000 | 3-6 | .500 | 0-2-2 | 2.7 | 2 | 2-1.7 | 1 | 0 | 1 | 5 | 6.3 |
| 11-20 at IUPUI | | | | | | | | | | | | | | | | | |
| 11-25 BELMONT | | | | | | | | | | | | | | | | | |
| 11-29 at Saint Louis | | | | | | | | | | | | | | | | | |
| 12-04 N. ILLINOIS | | | | | | | | | | | | | | | | | |
| 12-07 UIC | | | | | | | | | | | | | | | | | |
| 12-16 at UT Martin | | | | | | | | | | | | | | | | | |
| 12-18 CHICAGO ST. | | | | | | | | | | | | | | | | | |
| 12-22 at Butler | | | | | | | | | | | | | | | | | |
| 01-04 BRADLEY | | | | | | | | | | | | | | | | | |
| 01-06 UNI | | | | | | | | | | | | | | | | | |
| 01-11 at Drake | | | | | | | | | | | | | | | | | |
| 01-13 at Creighton | | | | | | | | | | | | | | | | | |
| 01-17 S. ILLINOIS | | | | | | | | | | | | | | | | | |
| 01-19 EVANSVILLE | | | | | | | | | | | | | | | | | |
| 01-25 at Illinois St. | | | | | | | | | | | | | | | | | |
| 02-01 at Missouri St. | | | | | | | | | | | | | | | | | |
| 02-03 at Wichita St. | | | | | | | | | | | | | | | | | |
| 02-08 CREIGHTON | | | | | | | | | | | | | | | | | |
| 02-10 DRAKE | | | | | | | | | | | | | | | | | |
| 02-14 at Evansville | | | | | | | | | | | | | | | | | |
| 02-16 at S. Illinois | | | | | | | | | | | | | | | | | |
| 02-24 ILLINOIS ST. | | | | | | | | | | | | | | | | | |
| 03-01 MISSOURI ST. | | | | | | | | | | | | | | | | | |
| 03-03 WICHITA ST. | | | | | | | | | | | | | | | | | |
| 03-07 at UNI | | | | | | | | | | | | | | | | | |
| 03-09 at Bradley | | | | | | | | | | | | | | | | | |
| 03-14-17 at MVCT | | | | | | | | | | | | | | | | | |

2012-13 GAME HIGHS

Points - 12, vs. Eastern Illinois on 11-09-12 FG made - 5, vs. Eastern Illinois on 11-09-12
 Rebounds - 3, two times (last vs. Marshall on 11-12-12) 3PT made - N/A
 Assists - 2, two times (last at Indiana on 11-16-12) FT made - 3, at Indiana on 11-16-12
 Steals - 2, vs. Eastern Illinois on 11-09-12 Blocks - N/A

CAREER HIGHS

Points - 12, vs. Eastern Illinois on 11-09-12 FG made - 5, vs. Eastern Illinois on 11-09-12
 Rebounds - 4, vs. Bradley on 02-10-12 3PT made - N/A
 Assists - 2, two times (last at Indiana on 11-16-12) FT made - 3, two times (last at Indiana on 11-16-12)
 Steals - 3, at So. Illinois on 03-01-12 Blocks - N/A



Last Game: Indiana 60, Indiana State 48



Official Basketball Box Score -- Game Totals -- Final Statistics
Indiana State vs Indiana
 11-16-12 7:00 p.m. at Bloomington, Ind. (Assembly Hall)



Indiana State 48 • 2-1

| ## | Player | f/g | Total | | | Rebounds | | | PF | TP | A | TO | Blk | Stl | Min |
|----|--------------------|-----|--------|-------|--------|----------|-----|-----|----|----|----|----|-----|-----|-----|
| | | | FG-FGA | 3-Ptr | FT-FTA | Off | Def | Tot | | | | | | | |
| 34 | Mahan, Racheal | f | 0-1 | 0-0 | 3-8 | 7 | 4 | 11 | 4 | 3 | 0 | 2 | 0 | 0 | 32 |
| 10 | Valley, Jessica | g | 3-6 | 1-3 | 0-0 | 0 | 6 | 6 | 3 | 7 | 0 | 3 | 0 | 0 | 29 |
| 21 | Johnson, Kasey | g | 1-6 | 1-2 | 0-0 | 2 | 0 | 2 | 2 | 3 | 1 | 2 | 1 | 0 | 17 |
| 23 | Whitley, Taylor | g | 2-6 | 0-2 | 4-6 | 0 | 0 | 0 | 4 | 8 | 4 | 4 | 0 | 4 | 34 |
| 33 | Munn, Anna | g | 4-18 | 4-12 | 4-4 | 0 | 3 | 3 | 4 | 16 | 0 | 2 | 0 | 0 | 37 |
| 00 | Zurek, Natasha | | 0-0 | 0-0 | 0-0 | 0 | 1 | 1 | 0 | 0 | 2 | 0 | 0 | 0 | 6 |
| 03 | Laramie, Marina | | 2-3 | 0-0 | 2-2 | 2 | 1 | 3 | 1 | 6 | 1 | 3 | 0 | 0 | 18 |
| 32 | Rademacher, Andrea | | 0-0 | 0-0 | 0-0 | 0 | 0 | 0 | 0 | 0 | 0 | 0 | 0 | 0 | 1 |
| 44 | Franklin, Travecia | | 1-4 | 0-0 | 3-6 | 0 | 2 | 2 | 2 | 5 | 2 | 1 | 0 | 1 | 26 |
| | Team | | | | | 3 | 2 | 5 | | | 2 | | | | |
| | Totals | | 13-44 | 6-19 | 16-26 | 14 | 19 | 33 | 20 | 48 | 10 | 19 | 1 | 5 | 200 |

FG % 1st Half: 8-21 38.1% 2nd half: 5-23 21.7% Game: 13-44 29.5%
 3FG % 1st Half: 5-11 45.5% 2nd half: 1-8 12.5% Game: 6-19 31.6%
 FT % 1st Half: 9-12 75.0% 2nd half: 7-14 50.0% Game: 16-26 61.5%

Deadball
Rebounds
3

Indiana 60 • 2-1

| ## | Player | f/g | Total | | | Rebounds | | | PF | TP | A | TO | Blk | Stl | Min |
|----|--------------------|-----|--------|-------|--------|----------|-----|-----|----|----|----|----|-----|-----|-----|
| | | | FG-FGA | 3-Ptr | FT-FTA | Off | Def | Tot | | | | | | | |
| 04 | Rubene, Linda | f | 1-4 | 0-1 | 0-0 | 2 | 6 | 8 | 4 | 2 | 2 | 3 | 0 | 0 | 36 |
| 24 | Sinclair, Aulani | f | 7-14 | 3-6 | 5-6 | 0 | 3 | 3 | 3 | 22 | 0 | 2 | 3 | 2 | 40 |
| 55 | Taufa, Milika | f | 2-6 | 0-0 | 0-0 | 4 | 5 | 9 | 4 | 4 | 0 | 1 | 1 | 0 | 21 |
| 01 | McGhee, Jasmine | g | 3-10 | 0-1 | 6-6 | 0 | 2 | 2 | 2 | 12 | 0 | 0 | 0 | 1 | 38 |
| 11 | Newbauer, Andrea | g | 0-3 | 0-0 | 0-0 | 0 | 1 | 1 | 1 | 0 | 4 | 3 | 0 | 1 | 22 |
| 02 | Arnold, Brionna | | 0-0 | 0-0 | 0-0 | 0 | 0 | 0 | 0 | 0 | 0 | 1 | 0 | 0 | 2 |
| 12 | Bell, Nicole | | 2-6 | 2-6 | 2-2 | 0 | 0 | 0 | 0 | 8 | 4 | 0 | 0 | 0 | 16 |
| 13 | Ussery, Candyce | | 0-0 | 0-0 | 0-0 | 0 | 0 | 0 | 0 | 0 | 0 | 0 | 0 | 0 | 1 |
| 22 | Chaplin, Sasha | | 3-3 | 0-0 | 2-2 | 2 | 4 | 6 | 3 | 8 | 1 | 2 | 1 | 0 | 12 |
| 40 | McCurty, Quaneisha | | 1-2 | 0-0 | 0-0 | 0 | 0 | 0 | 2 | 2 | 0 | 2 | 0 | 0 | 4 |
| 44 | Deloach, Simone | | 1-1 | 0-0 | 0-2 | 2 | 0 | 2 | 1 | 2 | 0 | 0 | 0 | 0 | 8 |
| | Team | | | | | 3 | 2 | 5 | | | 1 | | | | |
| | Totals | | 20-49 | 5-14 | 15-18 | 13 | 23 | 36 | 20 | 60 | 11 | 15 | 5 | 4 | 200 |

FG % 1st Half: 11-24 45.8% 2nd half: 9-25 36.0% Game: 20-49 40.8%
 3FG % 1st Half: 2-7 28.6% 2nd half: 3-7 42.9% Game: 5-14 35.7%
 FT % 1st Half: 9-12 75.0% 2nd half: 6-6 100.0% Game: 15-18 83.3%

Deadball
Rebounds
1

Officials: Beverly Roberts, Laura Morris, Kylie Galloway
 Technical fouls: Indiana State-None. Indiana-McGhee, Jasmine.
 Attendance: 2182

| Score by periods | 1st | 2nd | Total |
|------------------|-----|-----|-------|
| Indiana State | 30 | 18 | 48 |
| Indiana | 33 | 27 | 60 |

| | In | Off | 2nd | Fast | |
|--------|-------|-----|--------|-------|-------|
| Points | Paint | T/O | Chance | Break | Bench |
| INS | 10 | 7 | 5 | 4 | 11 |
| IND | 16 | 28 | 13 | 4 | 20 |

Last FG - INS 2nd-00:21, IND 2nd-00:39.
 Largest lead - INS by 3 1st-06:32, IND by 15 2nd-00:39.

Score tied - 1 time.
 Lead changed - 2 times.

2011-12 Overall Statistics

| RECORD: | OVERALL | HOME | AWAY | NEUTRAL |
|----------------|---------|------|------|---------|
| ALL GAMES | 15-16 | 10-4 | 5-11 | 0-1 |
| CONFERENCE | 9-9 | 6-3 | 3-6 | 0-0 |
| NON-CONFERENCE | 6-7 | 4-1 | 2-5 | 0-1 |

| # | Player | gp-gs | min | avg | Total | | 3-Point | | F-Throw | | Rebounds | | | pf | dq | a | to | blk | stl | pts | avg | |
|----------------|--------------------|-------|------|------|----------|------|---------|------|---------|------|----------|-----|------|------|-----|----|-----|-----|-----|-----|------|------|
| | | | | | fg-fga | fg% | 3fg-fga | 3fg% | ft-fga | ft% | off | def | tot | | | | | | | | | |
| 05 | Thomas, Shannon | 31-31 | 950 | 30.6 | 141-270 | .522 | 0-0 | .000 | 103-160 | .644 | 80 | 196 | 276 | 8.9 | 86 | 3 | 43 | 95 | 51 | 20 | 385 | 12.4 |
| 13 | Mattox, Deja | 30-28 | 920 | 30.7 | 124-295 | .420 | 49-112 | .438 | 74-86 | .860 | 33 | 93 | 126 | 4.2 | 64 | 1 | 33 | 67 | 16 | 40 | 371 | 12.4 |
| 01 | Schoen, Brittany | 31-31 | 1064 | 34.3 | 110-319 | .345 | 78-241 | .324 | 39-48 | .813 | 4 | 67 | 71 | 2.3 | 62 | 0 | 49 | 62 | 4 | 41 | 337 | 10.9 |
| 33 | Munn, Anna | 29-28 | 958 | 33.0 | 92-245 | .376 | 53-139 | .381 | 53-58 | .914 | 40 | 88 | 128 | 4.4 | 59 | 0 | 72 | 54 | 10 | 23 | 290 | 10.0 |
| 23 | Whitley, Taylor | 20-15 | 471 | 23.6 | 45-127 | .354 | 4-17 | .235 | 56-79 | .709 | 30 | 29 | 59 | 3.0 | 43 | 2 | 55 | 49 | 0 | 38 | 150 | 7.5 |
| 34 | Mahan, Racheal | 27-1 | 351 | 13.0 | 36-80 | .450 | 0-0 | .000 | 30-53 | .566 | 25 | 54 | 79 | 2.9 | 48 | 0 | 6 | 30 | 7 | 8 | 102 | 3.8 |
| 00 | Zurek, Natasha | 31-16 | 526 | 17.0 | 38-102 | .373 | 3-17 | .176 | 38-55 | .691 | 33 | 64 | 97 | 3.1 | 64 | 3 | 61 | 78 | 8 | 36 | 117 | 3.8 |
| 10 | Valley, Jessica | 21-0 | 353 | 16.8 | 17-78 | .218 | 2-21 | .095 | 9-17 | .529 | 9 | 35 | 44 | 2.1 | 40 | 1 | 54 | 57 | 4 | 19 | 45 | 2.1 |
| 44 | Franklin, Travecia | 25-0 | 195 | 7.8 | 10-32 | .313 | 0-0 | .000 | 10-18 | .556 | 12 | 18 | 30 | 1.2 | 21 | 0 | 8 | 13 | 0 | 9 | 30 | 1.2 |
| 32 | Rademacher, Andrea | 28-2 | 216 | 7.7 | 10-34 | .294 | 3-10 | .300 | 8-12 | .667 | 7 | 20 | 27 | 1.0 | 23 | 0 | 5 | 20 | 2 | 4 | 31 | 1.1 |
| 11 | Gunning, Nikki | 11-0 | 38 | 3.5 | 4-13 | .308 | 2-9 | .222 | 0-0 | .000 | 0 | 3 | 3 | 0.3 | 1 | 0 | 0 | 3 | 0 | 0 | 10 | 0.9 |
| 15 | Oyer, Sadie | 22-3 | 158 | 7.2 | 1-10 | .100 | 0-2 | .000 | 5-9 | .556 | 6 | 11 | 17 | 0.8 | 24 | 0 | 3 | 12 | 5 | 4 | 7 | 0.3 |
| Team | | | | | | | | | | | | | | | | | | | | | | |
| Total..... | | 31 | 6200 | | 628-1605 | .391 | 194-568 | .342 | 425-595 | .714 | 343 | 760 | 1103 | 35.6 | 535 | 10 | 389 | 551 | 107 | 242 | 1875 | 60.5 |
| Opponents..... | | 31 | 6200 | | 701-1747 | .401 | 160-515 | .311 | 402-593 | .678 | 393 | 739 | 1132 | 36.5 | 522 | 6 | 396 | 468 | 105 | 292 | 1964 | 63.4 |

| TEAM STATISTICS | INS | OPP | Date | Opponent | Score | Att. | |
|------------------------|----------|----------|------------|----------------------|----------------------|---------|------|
| SCORING | 1875 | 1964 | ^ 11-11-11 | DETROIT | w 64-62 | 2525 | |
| Points per game | 60.5 | 63.4 | ^ 11-13-11 | at Notre Dame | L 34-99 | 8157 | |
| Scoring margin | -2.9 | - | ^ 11-18-11 | CHATTANOOGA | L 54-75 | 771 | |
| FIELD GOALS-ATT | 628-1605 | 701-1747 | 11-22-11 | IUPUI | w 65-40 | 3156 | |
| Field goal pct | .391 | .401 | 11-27-11 | at Belmont | L 59-69 | 329 | |
| 3 POINT FG-ATT | 194-568 | 160-515 | 11-30-11 | UT MARTIN | w 66-55 | 2317 | |
| 3-point FG pct | .342 | .311 | 12-02-11 | at UIC | w 75-59 | 598 | |
| 3-pt FG made per game | 6.3 | 5.2 | 12-06-11 | BUTLER | w 49-46 | 2899 | |
| FREE THROWS-ATT | 425-595 | 402-593 | 12-10-11 | at Eastern Illinois | L 60-75 | 857 | |
| Free throw pct | .714 | .678 | 12-17-11 | at Michigan | L 44-72 | 1457 | |
| F-Throws made per game | 13.7 | 13.0 | 12-20-11 | at Chicago State | w 67-59 | 216 | |
| REBOUNDS | 1103 | 1132 | 12-22-11 | at Northern Illinois | L 43-47 | 597 | |
| Rebounds per game | 35.6 | 36.5 | * 12-30-11 | EVANSVILLE | w 73-54 | 3096 | |
| Rebounding margin | -0.9 | - | * 01-01-12 | SOUTHERN ILLINOIS | w 72-66 | 3230 | |
| ASSISTS | 389 | 396 | * 01-06-12 | ILLINOIS STATE | w 67-53 | 3139 | |
| Assists per game | 12.5 | 12.8 | * 01-12-12 | at UNI | w 68-62 | 901 | |
| TURNOVERS | 551 | 468 | * 01-14-12 | at Bradley | L 58-79 | 881 | |
| Turnovers per game | 17.8 | 15.1 | * 01-20-12 | CREIGHTON | L 62-64 | 3113 | |
| Turnover margin | -2.7 | - | * 01-22-12 | DRAKE | L 59-67 | 3051 | |
| Assist/turnover ratio | 0.7 | 0.8 | * 01-27-12 | at Missouri State | L 70-84 | 3563 | |
| STEALS | 242 | 292 | * 01-29-12 | at Wichita State | L 63-74 | 1961 | |
| Steals per game | 7.8 | 9.4 | * 02-03-12 | at Illinois State | L 67-78 | 1582 | |
| BLOCKS | 107 | 105 | * 02-10-12 | BRADLEY | w 77-60 | 3144 | |
| Blocks per game | 3.5 | 3.4 | * 02-12-12 | UNI | w 71-60 | 3701 | |
| ATTENDANCE | 41025 | 26299 | * 02-17-12 | at Drake | L 43-60 | 1687 | |
| Home games-Avg/Game | 14-2930 | 16-1545 | * 02-19-12 | at Creighton | L 48-63 | 927 | |
| Neutral site-Avg/Game | - | 1-1577 | * 02-24-12 | MISSOURI STATE | L 58-68 | 3517 | |
| | | | * 02-26-12 | WICHITA STATE | w 63-51 | 3366 | |
| Score by Periods | 1st | 2nd | Totals | * 03-01-12 | at Southern Illinois | w 69-46 | 322 |
| Indiana State | 925 | 950 | 1875 | * 03-03-12 | at Evansville | w 58-47 | 687 |
| Opponents | 947 | 1017 | 1964 | \$ 03-09-12 | vs Wichita State | L 49-70 | 1577 |

^ = Preseason WNIT
 * = Conference game
 \$ = State Farm MVC Tournament

2012-13 Overall Statistics

| RECORD: | OVERALL | HOME | AWAY | NEUTRAL |
|----------------|----------------|-------------|-------------|----------------|
| ALL GAMES | 2-1 | 2-0 | 0-1 | 0-0 |
| CONFERENCE | 0-0 | 0-0 | 0-0 | 0-0 |
| NON-CONFERENCE | 2-1 | 2-0 | 0-1 | 0-0 |

| # | Player | gp-gs | min | avg | Total | | 3-Point | | F-Throw | | Rebounds | | | | a | to | blk | stl | pts | avg | | | |
|----------------|--------------------|-------|-----|------|--------|------|---------|------|---------|------|----------|-----|-----|------|----|----|-----|-----|-----|-----|-----|------|--|
| | | | | | fg-fga | fg% | 3fg-fga | 3fg% | ft-fa | ft% | off | def | tot | avg | | | | | | | pf | dq | |
| 33 | Munn, Anna | 3-3 | 113 | 37.7 | 15-48 | .313 | 10-31 | .323 | 8-9 | .889 | 1 | 6 | 7 | 2.3 | 6 | 0 | 5 | 5 | 3 | 2 | 48 | 16.0 | |
| 34 | Mahan, Racheal | 3-3 | 102 | 34.0 | 13-26 | .500 | 0-0 | .000 | 5-14 | .357 | 18 | 15 | 33 | 11.0 | 9 | 0 | 3 | 9 | 1 | 2 | 31 | 10.3 | |
| 23 | Whitley, Taylor | 3-3 | 104 | 34.7 | 9-23 | .391 | 1-5 | .200 | 9-12 | .750 | 2 | 8 | 10 | 3.3 | 7 | 0 | 15 | 8 | 0 | 12 | 28 | 9.3 | |
| 44 | Franklin, Travecia | 3-0 | 63 | 21.0 | 7-11 | .636 | 0-0 | .000 | 5-8 | .625 | 2 | 6 | 8 | 2.7 | 6 | 0 | 5 | 4 | 0 | 4 | 19 | 6.3 | |
| 03 | Laramie, Marina | 3-0 | 41 | 13.7 | 7-12 | .583 | 0-0 | .000 | 4-6 | .667 | 8 | 2 | 10 | 3.3 | 4 | 0 | 1 | 4 | 0 | 2 | 18 | 6.0 | |
| 21 | Johnson, Kasey | 3-3 | 62 | 20.7 | 4-22 | .182 | 4-10 | .400 | 1-4 | .250 | 3 | 1 | 4 | 1.3 | 6 | 0 | 7 | 4 | 2 | 2 | 13 | 4.3 | |
| 10 | Valley, Jessica | 3-3 | 81 | 27.0 | 4-17 | .235 | 1-5 | .200 | 3-4 | .750 | 7 | 13 | 20 | 6.7 | 6 | 0 | 5 | 4 | 1 | 3 | 12 | 4.0 | |
| 00 | Zurek, Natasha | 3-0 | 24 | 8.0 | 1-3 | .333 | 0-0 | .000 | 1-3 | .333 | 0 | 5 | 5 | 1.7 | 1 | 0 | 7 | 3 | 0 | 1 | 3 | 1.0 | |
| 32 | Rademacher, Andrea | 2-0 | 8 | 4.0 | 0-1 | .000 | 0-0 | .000 | 0-0 | .000 | 1 | 1 | 2 | 1.0 | 1 | 0 | 0 | 1 | 0 | 0 | 0 | 0.0 | |
| 20 | Haskins, Kalliste | 1-0 | 2 | 2.0 | 0-0 | .000 | 0-0 | .000 | 0-0 | .000 | 0 | 0 | 0 | 0.0 | 0 | 0 | 0 | 0 | 0 | 0 | 0 | 0.0 | |
| Team | | | | | | | | | | | 10 | 9 | 19 | | | | | 3 | | | | | |
| Total..... | | 3 | 600 | | 60-163 | .368 | 16-51 | .314 | 36-60 | .600 | 52 | 66 | 118 | 39.3 | 46 | 0 | 48 | 45 | 7 | 28 | 172 | 57.3 | |
| Opponents..... | | 3 | 600 | | 53-147 | .361 | 17-52 | .327 | 25-45 | .556 | 36 | 67 | 103 | 34.3 | 53 | 0 | 32 | 49 | 16 | 15 | 148 | 49.3 | |

| TEAM STATISTICS | INS | OPP | Date | Opponent | Score | Att. |
|------------------------|------------|------------|---------------------|------------------|--------------|-------------|
| SCORING | 172 | 148 | 11-09-12 | EASTERN ILLINOIS | w 69-39 | 2668 |
| Points per game | 57.3 | 49.3 | 11-12-12 | MARSHALL | w 55-49 | 2141 |
| Scoring margin | +8.0 | - | 11-16-12 | at Indiana | L 48-60 | 2182 |
| FIELD GOALS-ATT | 60-163 | 53-147 | * - Conference game | | | |
| Field goal pct | .368 | .361 | | | | |
| 3 POINT FG-ATT | 16-51 | 17-52 | | | | |
| 3-point FG pct | .314 | .327 | | | | |
| 3-pt FG made per game | 5.3 | 5.7 | | | | |
| FREE THROWS-ATT | 36-60 | 25-45 | | | | |
| Free throw pct | .600 | .556 | | | | |
| F-Throws made per game | 12.0 | 8.3 | | | | |
| REBOUNDS | 118 | 103 | | | | |
| Rebounds per game | 39.3 | 34.3 | | | | |
| Rebounding margin | +5.0 | - | | | | |
| ASSISTS | 48 | 32 | | | | |
| Assists per game | 16.0 | 10.7 | | | | |
| TURNOVERS | 45 | 49 | | | | |
| Turnovers per game | 15.0 | 16.3 | | | | |
| Turnover margin | +1.3 | - | | | | |
| Assist/turnover ratio | 1.1 | 0.7 | | | | |
| STEALS | 28 | 15 | | | | |
| Steals per game | 9.3 | 5.0 | | | | |
| BLOCKS | 7 | 16 | | | | |
| Blocks per game | 2.3 | 5.3 | | | | |
| ATTENDANCE | 4809 | 2182 | | | | |
| Home games-Avg/Game | 2-2404 | 1-2182 | | | | |
| Neutral site-Avg/Game | - | 0-0 | | | | |

| Score by Periods | 1st | 2nd | Totals |
|-------------------------|------------|------------|---------------|
| Indiana State | 99 | 73 | 172 |
| Opponents | 65 | 83 | 148 |



#00 Natasha Zurek
So. -- St. John, Ind.



#3 Marina Laramie
Fr. -- O'Fallon, Mo.



#10 Jessica Valley
So. -- Lafayette, Ind.



#20 Kalliste Haskins
Fr. -- Indianapolis, Ind.



#21 Kasey Johnson
Fr. -- Plainfield, Ind.



#22 Jasmine Harris
So. -- Toronto, Ontario



#23 Taylor Whitley
Sr. -- Geneva, Ill.



#31 Makenzi Reazor
Fr. -- Fortville, Ind.



#32 Andrea Rademacher
R-Jr. -- Borden, Ind.



#33 Anna Munn
Jr. -- Indianapolis, Ind.



#34 Racheal Mahan
So. -- Mansfield, Ohio



#44 Travecia Franklin
So. -- Columbus, Ohio

Pronunciation Guide

#00 Natasha Zurek -- Zur-ick

#32 Andrea Rademacher -- ROD-uh-maker

#3 Marina Laramie -- Ma-REE-nah

#34 Rachel Mahan -- MAY-han

#20 Kalliste Haskins -- Ka-LEE-st

#44 Travecia Franklin -- Tra-vee-cee-uh

#31 Makenzi Reazor -- REE-sir

HC Teri Moren -- More-in



Head Coach Teri Moren
3rd Season at ISU